

**R. M. OF WISE CREEK NO. 77**

**FINANCIAL STATEMENTS**

**DECEMBER 31, 2021**

## **INDEPENDENT AUDITOR'S REPORT**

To Council of R. M. of Wise Creek No. 77:

### **Qualified Opinion**

We have audited the financial statements of R. M. of Wise Creek No. 77, which comprise the statement of financial position as at December 31, 2021, and the statements of operations and net financial assets and changes in cash flow for the year then ended, and notes to the financial statements, including a summary of significant accounting policies.

In our opinion, except for the effects of the matter described in the Basis for Qualified Opinion paragraph, the accompanying financial statements present fairly, in all material respects, the financial position of the organization as at December 31, 2021, and its results of operations and its cash flows for the year then ended in accordance with Canadian public sector accounting standards.

### **Basis for Qualified Opinion**

The quantities of other inventory items were determined by your administration by actual count. Due to problems of timing, distance, identification and measurement, we did not find it feasible to make a physical count of the various inventory items. We agreed the amount of inventory to the accounting records prepared by management, but as we did not attend the count, we did not do further procedures over quantity or value. Therefore, we were unable to obtain sufficient appropriate audit evidence over the R. M. of Wise Creek's inventory and related expenses as at December 31, 2021 and December 31, 2020.

Public Sector Accounting Standards require that controlled or jointly controlled entities be proportionately consolidated into the financial statements of the R. M., as they make up part of the R. M.'s government reporting entity. As explained in Note 1 (a), the R. M. has not consolidated certain entities that it controls or jointly controls. Known entities are listed in Note 1 (a), but we were unable to obtain sufficient and appropriate audit evidence over the completeness and accuracy of the list. Financial statements for these entities were unavailable at the time of our audit and, therefore, we were unable to obtain sufficient and appropriate audit evidence over the extent of adjustments required to the R. M.'s financial statements as at December 31, 2021 and December 31, 2020.

We conducted our audit in accordance with Canadian generally accepted auditing standards. Our responsibilities under those standards are further described in the "Auditor's Responsibilities for the Audit of the Financial Statements" section of our report. We are independent of the organization in accordance with the ethical requirements that are relevant to our audit of the financial statements in Canada, and we have fulfilled our other ethical responsibilities in accordance with these requirements. We believe that the audit evidence we have obtained is sufficient and appropriate to provide a basis for our qualified opinion.

### **Other Matter**

The additional information listed in Schedules 1 to 11 has been taken from the accounting records of the organization but has not been audited by us other than in the course of our examination of the aforementioned financial statements to the extent necessary to allow us to render an opinion thereon.

### **Responsibilities of Management and Those Charged with Governance for the Financial Statements**

Management is responsible for the preparation and fair presentation of these financial statements in accordance with Canadian public sector accounting standards, and for such internal control as management determines is necessary to enable the preparation of financial statements that are free from material misstatement, whether due to fraud or error.

## INDEPENDENT AUDITOR'S REPORT (continued)

In preparing the financial statements, management is responsible for assessing the organization's ability to continue as a going concern, disclosing, as applicable, matters related to going concern and using the going concern basis of accounting unless management either intends to liquidate the organization or to cease operations, or has no realistic alternative but to do so.

Those charged with governance are responsible for overseeing the organization's financial reporting process.

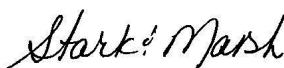
### Auditor's Responsibility for the Audit of the Financial Statements

Our objectives are to obtain reasonable assurance about whether the financial statements as a whole are free from material misstatement, whether due to fraud or error, and to issue an auditor's report that includes our opinion. Reasonable assurance is a high level of assurance, but is not a guarantee that an audit conducted in accordance with Canadian generally accepted auditing standards will always detect a material misstatement when it exists. Misstatements can arise from fraud or error and are considered material if, individually or in the aggregate, they could reasonably be expected to influence the economic decisions of users taken on the basis of these financial statements.

As part of an audit in accordance with Canadian generally accepted auditing standards, we exercise professional judgment and maintain professional skepticism throughout the audit. We also:

- Identify and assess the risks of material misstatement of the financial statements, whether due to fraud or error, design and perform audit procedures responsive to those risks, and obtain audit evidence that is sufficient and appropriate to provide a basis for our opinion. The risk of not detecting a material misstatement resulting from fraud is higher than for one resulting from error, as fraud may involve collusion, forgery, intentional omissions, misrepresentations or the override of internal control.
- Obtain an understanding of internal control relevant to the audit in order to design audit procedures that are appropriate in the circumstances, but not for the purpose of expressing an opinion on the effectiveness of the organization's internal control.
- Evaluate the appropriateness of accounting policies used and the reasonableness of accounting estimates and related disclosures made by management.
- Conclude on the appropriateness of management's use of the going concern basis of accounting and, based on the audit evidence obtained, whether a material uncertainty exists related to events or conditions that may cast significant doubt on the organization's ability to continue as a going concern. If we conclude that a material uncertainty exists, we are required to draw attention in our auditor's report to the related disclosures in the financial statements or, if such disclosures are inadequate, to modify our opinion. Our conclusions are based on the audit evidence obtained up to the date of our auditor's report. However, future events or conditions may cause the organization to cease to continue as a going concern.
- Evaluate the overall presentation, structure and content of the financial statements, including the disclosures, and whether the financial statements represent the underlying transactions and events in a manner that achieves fair presentation.

We communicate with those charged with governance regarding, among other matters, the planned scope and timing of the audit and significant audit findings, including any significant deficiencies in internal control that we identify during our audit.



————— CPA LLP —————  
Chartered Professional Accountants

Swift Current, Saskatchewan  
April 13, 2022

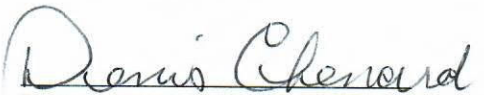
## Management's Responsibility


The municipality's management is responsible for the preparation and presentation of the accompanying financial statements in accordance with Canadian public sector accounting standards (PSAS). The preparation of the statements necessarily includes selecting appropriate accounting principles and methods, and making decisions affecting the measurement of transactions in which objective judgments and estimates by management is required.


In discharging its responsibilities for the integrity and fair presentation of the financial statements, management designs and maintains the necessary accounting, budget and other related internal controls to provide reasonable assurance that transactions are appropriately authorized and accurately recorded, that assets are properly accounted for and safeguarded, and that financial records are properly maintained to provide reliable information for the preparation of the financial statements.

The Council is composed of elected officials who are not employees of the municipality. The Council is responsible for overseeing management in the performance of its financial reporting responsibilities. The Council fulfils these responsibilities by reviewing the financial information prepared by management and discussing relevant matters with external auditors. The Council is also responsible for recommending the appointment of the municipality's external auditors.

Stark & Marsh CPA LLP, an independent firm of Chartered Professional Accountants, is appointed by the Council to audit the financial statements and report directly to them; their report follows. The external auditors have full and free access to, and meet periodically and separately with, both the Council and management to discuss their audit findings.

  
Reeve - R. M. of Wise Creek No. 77

  
Administrator

  
Date

**R. M. of Wise Creek No. 77**  
**Statement of Financial Position**  
**As at December 31, 2021**

Statement 1

	2021	2020
<b>FINANCIAL ASSETS</b>		
Cash and Temporary Investments (Note 2)	1,900,880	1,820,098
Taxes Receivable - Municipal (Note 3)	7,635	5,411
Other Accounts Receivable (Note 4)	26,110	68,773
Land for Resale (Note 5)	-	-
Long-Term Investments (Note 6)	140,709	138,278
Debt Charges Recoverable (Note 7)	-	-
Other (Specify)	-	-
<b>Total Financial Assets</b>	<b>2,075,334</b>	<b>2,032,560</b>

<b>LIABILITIES</b>		
Bank Indebtedness (Note 8)	-	-
Accounts Payable	7,499	87,070
Accrued Liabilities Payable	-	-
Deposits	-	-
Deferred Revenue (Note 9)	-	-
Accrued Landfill Costs (Note 10)	-	-
Liability for Contaminated Sites (Note 11)	-	-
Other Liabilities	-	-
Long-Term Debt (Note 12)	-	-
Lease Obligations (Note 13)	-	-
<b>Total Liabilities</b>	<b>7,499</b>	<b>87,070</b>

<b>NET FINANCIAL ASSETS (DEBT)</b>	<b>2,067,835</b>	<b>1,945,490</b>
------------------------------------	------------------	------------------

<b>NON-FINANCIAL ASSETS</b>		
Tangible Capital Assets (Schedule 6, 7)	1,309,276	1,394,268
Prepayments and Deferred Charges	2,587	2,394
Stock and Supplies	28,164	9,580
Other (Note 14)	-	-
<b>Total Non-Financial Assets</b>	<b>1,340,027</b>	<b>1,406,242</b>

<b>ACCUMULATED SURPLUS (DEFICIT) (Schedule 8)</b>	<b>3,407,862</b>	<b>3,351,732</b>
---	------------------	------------------

Unrecognized Assets (Note 1 I))  
Contingent Assets (Note 20)  
Contractual Rights (Note 21)  
Contingent Liabilities (Note 15)  
Contractual Obligations and Commitments (Note 22)

*The accompanying notes and schedules are an integral part of these statements.*

**R. M. of Wise Creek No. 77**  
**Statement of Operations**  
**For the fiscal year ended December 31, 2021**

Statement 2

	2021 Budget	2021	2020
	(unaudited)		
<b>REVENUES</b>			
Taxes and Other Unconditional Revenue (Schedule 1)	585,710	588,479	589,971
Fees and Charges (Schedule 4, 5)	46,830	62,678	77,011
Conditional Grants (Schedule 4, 5)	2,000	1,857	31,314
Tangible Capital Asset Sales - Gain (Schedule 4, 5)	7,500	(4,612)	-
Land Sales - Gain (Schedule 4, 5)	-	-	-
Investment Income and Commissions (Schedule 4, 5)	18,000	19,675	26,797
Restructurings (Schedule 4,5)	-	-	-
Other Revenues (Schedule 4, 5)	-	-	-
<b>Total Revenues</b>	<b>660,040</b>	<b>668,077</b>	<b>725,093</b>
<b>EXPENSES</b>			
General Government Services (Schedule 3)	153,770	115,570	106,856
Protective Services (Schedule 3)	49,540	80,561	29,750
Transportation Services (Schedule 3)	436,160	394,506	407,901
Environmental and Public Health Services (Schedule 3)	18,900	21,807	38,501
Planning and Development Services (Schedule 3)	100	-	100
Recreation and Cultural Services (Schedule 3)	9,610	9,708	9,610
Utility Services (Schedule 3)	16,230	14,774	15,111
Restructurings (Schedule 3)	-	-	-
<b>Total Expenses</b>	<b>684,310</b>	<b>636,926</b>	<b>607,829</b>
<b>Surplus (Deficit) of Revenues over Expenses before Other Capital Contributions</b>	<b>(24,270)</b>	<b>31,151</b>	<b>117,264</b>
Provincial/Federal Capital Grants and Contributions (Schedule 4, 5)	-	24,979	18,142
<b>Surplus (Deficit) of Revenues over Expenses</b>	<b>(24,270)</b>	<b>56,130</b>	<b>135,406</b>
<b>Accumulated Surplus (Deficit), Beginning of Year</b>	<b>3,351,732</b>	<b>3,351,732</b>	<b>3,216,326</b>
<b>Accumulated Surplus (Deficit), End of Year</b>	<b>3,327,462</b>	<b>3,407,862</b>	<b>3,351,732</b>

*The accompanying notes and schedules are an integral part of these statements.*

**R. M. of Wise Creek No. 77**

**Statement of Change in Net Financial Assets**

**For the fiscal year ended December 31, 2021**

Statement 3

	<b>2021 Budget</b>	<b>2021</b>	<b>2020</b>
	<b>(unaudited)</b>		
<b>Surplus (Deficit)</b>	(24,270)	56,130	135,406
(Acquisition) of tangible capital assets	(43,500)	(32,500)	(33,941)
Amortization of tangible capital assets	106,970	105,380	106,952
Proceeds on disposal of tangible capital assets	-	7,500	-
Loss (gain) on the disposal of tangible capital assets	-	4,612	-
Transfer of assets/liabilities in restructuring transactions	-	-	-
<b>Surplus (Deficit) of capital expenses over expenditures</b>	<b>63,470</b>	<b>84,992</b>	<b>73,011</b>
(Acquisition) of supplies inventories, net	-	(18,586)	1,931
(Acquisition) of prepaid expense, net	-	(191)	(1,072)
Consumption of supplies inventory, net	-	-	-
Use of prepaid expense, net	-	-	-
<b>Surplus (Deficit) of expenses of other non-financial over expenditures</b>	<b>-</b>	<b>(18,777)</b>	<b>859</b>
<b>Increase/Decrease in Net Financial Assets</b>	<b>39,200</b>	<b>122,345</b>	<b>209,276</b>
<b>Net Financial Assets (Debt) - Beginning of Year</b>	<b>1,945,490</b>	<b>1,945,490</b>	<b>1,736,214</b>
<b>Net Financial Assets (Debt) - End of Year</b>	<b>1,984,690</b>	<b>2,067,835</b>	<b>1,945,490</b>

*The accompanying notes and schedules are an integral part of these statements.*

**R. M. of Wise Creek No. 77**  
**Statement of Cash Flow**  
**For the fiscal year ended December 31, 2021**

Statement 4

	2021	2020
<b>Cash provided by (used for) the following activities</b>		
<b>Operating:</b>		
Surplus (Deficit)	56,130	135,406
Amortization	105,380	106,952
Loss (gain) on disposal of tangible capital assets	4,612	-
	166,122	242,358
<b>Change in assets/liabilities</b>		
Taxes Receivable - Municipal	(2,224)	12,201
Other Receivables	42,663	(26,463)
Land for Resale	-	-
Other Financial Assets	-	-
Accounts and Accrued Liabilities Payable	(79,571)	71,821
Deposits	-	-
Deferred Revenue	-	-
Accrued Landfill Costs	-	-
Liability for Contaminated Sites	-	-
Other Liabilities	-	-
Stock and Supplies	(18,584)	1,931
Prepayments and Deferred Charges	(193)	(1,072)
Other (Specify)	-	-
<b>Cash provided by operating transactions</b>	<b>108,213</b>	<b>300,776</b>
<b>Capital:</b>		
Acquisition of capital assets	(32,500)	(33,941)
Proceeds from the disposal of capital assets	7,500	-
Other capital	-	-
<b>Cash applied to capital transactions</b>	<b>(25,000)</b>	<b>(33,941)</b>
<b>Investing:</b>		
Long-term investments	(2,431)	(1,758)
Other investments	-	-
<b>Cash provided by (applied to) investing transactions</b>	<b>(2,431)</b>	<b>(1,758)</b>
<b>Financing:</b>		
Debt charges recovered	-	-
Long-term debt issued	-	-
Long-term debt repaid	-	-
Other financing	-	-
<b>Cash provided by (applied to) financing transactions</b>	<b>-</b>	<b>-</b>
<b>Change in Cash and Temporary Investments during the year</b>	<b>80,782</b>	<b>265,077</b>
<b>Cash and Temporary Investments - Beginning of Year</b>	<b>1,820,098</b>	<b>1,555,021</b>
<b>Cash and Temporary Investments - End of Year</b>	<b>1,900,880</b>	<b>1,820,098</b>

*The accompanying notes and schedules are an integral part of these statements.*



**R. M. of Wise Creek No. 77**  
**Notes to the Financial Statements**  
**For the fiscal year ended December 31, 2021**

**1. Significant Accounting Policies**

The financial statements of the municipality have been prepared by management in accordance with Canadian public sector accounting standards (PSAS) as recommended by the Chartered Professional Accountants of Canada (CPA Canada). Significant aspects of the accounting policies adopted by the municipality are as follows:

**Basis of Accounting:** The financial statements are prepared using the accrual basis of accounting. The accrual basis of accounting requires revenues to be recognized as they become available and measurable and expenses are recognized as they are incurred and measurable as a result of the receipt of goods and services and the creation of a legal obligation to pay.

- a) **Reporting Entity:** The financial statements represent the assets, liabilities and flow of resources of the municipality. The entity is comprised of all of the organizations that are owned or controlled by the municipality and are, therefore, accountable to the Council for the administration of their financial affairs and resources. The following organizations have not been consolidated into the Municipality's financial statements:

Entity

Shaunavon & District Fire and Rescue (proportionate). Agreement ending 12/31/2021  
The Pine Cree District Board of Revision (proportionate)  
District #4 ADD Board (proportionate)

- b) **Collection of funds for other authorities:** Collection of funds by the municipality for school boards, municipal hail and conservation and development authorities are collected and remitted in accordance with relevant legislation.
- c) **Government Transfers:** Government transfers are the transfer of assets from senior levels of government that are not the result of an exchange transaction, are not expected to be repaid in the future, or the result of a direct financial return. Government transfers are recognized as revenue in the period that the events giving rise to the transfer occur, providing:

- a) the transfers are authorized
- b) any eligibility criteria have been met; and
- c) reasonable estimates of the amounts can be made.

Unearned government transfer amounts received will be recorded as deferred revenue.

Earned government transfer amounts not received will be recorded as an amount receivable.

- d) **Deferred Revenue - Fees and charges:** Certain user charges and fees are collected for which the related services have yet to be performed. Revenue is recognized in the period when the related expenses are incurred or services performed.
- e) **Local Improvement Charges:** Local improvement projects financed by frontage taxes recognize any prepayment charges as revenue in the period assessed.
- f) **Net Financial Assets:** Net Financial Assets at the end of an accounting period are the net amount of financial assets less liabilities outstanding. Financial assets represent items such as cash and those other assets on hand which could provide resources to discharge existing liabilities or finance future operations. These include realizable assets which are convertible to cash and not intended for consumption in the normal course of operations.
- g) **Non-financial Assets:** Tangible capital and other non-financial assets are accounted for as assets by the government because they can be used to provide government services in future periods. These assets do not normally provide resources to discharge the liabilities of the government unless they are sold.
- h) **Appropriated Reserves:** Reserves are established at the discretion of Council to designate surplus for future operating and capital transactions. Amounts so designated are described on Schedule 8.
- i) **Property Tax Revenue:** Property tax revenue is based on assessments determined in accordance with Saskatchewan Legislation and the formulas, principles, and rules in the Saskatchewan Assessment Manual. Tax mill rates are established annually by council following the guidance of the Government of Saskatchewan. Tax revenues are recognized when the tax has been authorized by bylaw and the taxable event has occurred. Requisitions operate as a flow through and are excluded from municipal revenue.
- j) **Investments:** Portfolio investments are valued at the lower of cost, less any provisions for other than temporary impairment. Investments with terms longer than one year have been classified as other long-term investments concurrent with the nature of the investment.

**R. M. of Wise Creek No. 77**  
**Notes to the Financial Statements**  
**For the fiscal year ended December 31, 2021**

**1. Significant Accounting Policies - continued**

- k) **Inventories:** Inventories of materials and supplies expected to be used by the municipality are valued at the lower of cost or replacement cost. Inventories of land, materials and supplies held for resale are valued at the lower of cost or net realizable value. Cost is determined by the first in, first out method. Net realizable value is the estimated selling price in the ordinary course of business.
- l) **Tangible Capital Assets:** All tangible capital asset acquisitions or betterments made throughout the year are recorded at their acquisition cost. Initial costs for tangible capital assets that were acquired and developed prior to 2009 were obtained via historical cost information or using current fair market values discounted by a relevant deflation factor back to the point of acquisition. Donated tangible capital assets received are recorded at their fair market value at the date of contribution. The cost of these tangible capital assets less any residual value are amortized over the asset's useful life using the straight-line method of amortization. Tangible capital assets that are recognized at a nominal value are disclosed on Schedule 6. The municipality's tangible capital asset useful lives are estimated as follows:

<u>Asset</u>	<u>Useful Life</u>
<b>General Assets</b>	
Land	Indefinite
Land Improvements	5 to 20 Yrs
Buildings	10 to 50 Yrs
Vehicles & Equipment	
Vehicles	5 to 10 Yrs
Machinery and Equipment	5 to 10 Yrs
<b>Infrastructure Assets</b>	
Infrastructure Assets	40 Yrs
Water & Sewer	40 Yrs
Road Network Assets	40 Yrs

**Government Contributions:** Government contributions for the acquisition of capital assets are reported as capital revenue and do not reduce the cost of the related asset.

**Works of Art and Other Unrecognized Assets:** Assets that have a historical or cultural significance, which include works of art, monuments and other cultural artifacts are not recognized as tangible capital assets because a reasonable estimate of future benefits associated with this property cannot be made.

**Capitalization of Interest:** The municipality does not capitalize interest incurred while a tangible capital asset is under construction.

**Leases:** All leases are recorded on the financial statements as either a capital or operating lease. Any lease that transfers substantially all of the benefits and risk associated with the leased asset is classified as a capital lease and recorded as tangible capital assets. At the inception of a capital lease, an asset and a payment obligation are recorded at an amount equal to the lesser of the present value of the minimum lease payments and the asset's fair market value. Assets under capital leases are amortized on a straight-line basis, over their estimated useful lives. Any other lease not meeting the before mentioned criteria is classified as an operating lease and rental payments are expensed as incurred.

- m) **Landfill Liability:** The municipality does not maintain a waste disposal site.
- n) **Trust Funds:** Funds held in trust for others, under a trust agreement or statute, are not included in the financial statements as they are not controlled by the municipality. Trust fund activities administered by the municipality are disclosed in Note 18.
- o) **Employee Benefit Plans:** Contributions to the municipality's defined benefit plans are expensed when contributions are made. Under the defined benefit plan, the municipality's obligations are limited to their contributions.
- p) **Liability for Contaminated Sites:** Contaminated sites are a result of contamination being introduced into air, soil, water or sediment of a chemical, organic or radioactive material or live organism that exceeds an environmental standard. The liability is recorded net of any expected recoveries. A liability for remediation of contaminated sites is recognized when all the following criteria are met:
- an environmental standard exists;
  - contamination exceeds the environmental standard;
  - the municipality:
    - is directly responsible; or
    - accepts responsibility;
  - it is expected that future economic benefits will be given up; and
  - a reasonable estimate of the amount can be made.

1. Significant Accounting Policies - continued

- q) **Measurement Uncertainty:** The preparation of financial statements in conformity with Canadian public sector accounting standards requires management to make estimates and assumptions that affect the reported amount of assets and liabilities and disclosure of contingent assets and liabilities at the date of the financial statements, and the reported amounts of revenue and expenditures during the period. Accounts receivable are stated after evaluation as to their collectability and an appropriate allowance for doubtful accounts is provided where considered necessary.

The measurement of materials and supplies are based on estimates of volume and quality.

The 'Opening Asset costs' of tangible capital assets have been estimated where actual costs were not available.

Amortization is based on the estimated useful lives of tangible capital assets.

These estimates and assumptions are reviewed periodically and, as adjustments become necessary they are reported in earnings in the periods in which they become known.

- r) **Basis of Segmentation/Segment Report:** The municipality follows the Public Sector Accounting Board's recommendations requiring financial information to be provided on a segmented basis. Municipal services have been segmented by grouping activities that have similar service objectives (by function). Revenues that are directly related to the costs of the function have been attributed to each segment. Interest is allocated to functions based on the purpose of specific borrowings.

The segments (functions) are as follows:

General Government: Provides for the administration of the municipality.

Protective Services: Comprised of expenses for Police and Fire protection.

Transportation Services: Responsible for the delivery of public works services related to the development and maintenance of roadway systems and street lighting.

Environmental and Public Health: The environmental segment provides waste disposal and other environmental services. The public health segment provides for expenses related to public health services in the municipality.

Planning and Development: Provides for neighbourhood development and sustainability.

Recreation and Culture: Provides for community services through the provision of recreation and leisure services.

Utility Services: Provides for delivery of water, collecting and treating of wastewater and providing collection and disposal of solid waste.

- s) **Budget Information:** Budget information is presented on a basis consistent with that used for actual results. The budget was approved by Council on April 14, 2021.

- t) **New Standards and Amendments to Standards:  
Effective for Fiscal Years Beginning On or After April 1, 2022:**

**PS 1201 Financial Statement Presentation**, replaces PS 1200 with revised general reporting principles and standards of presentation and disclosure in government financial statements. Requires a new statement of re-measurement gains and losses separate from the statement of operations arising from the re-measurement of financial instruments and items denominated in foreign currencies, as well as the government's proportionate share of other comprehensive income that arises when a government includes the results of government business enterprises and partnerships. Effective in the period PS 3450 and PS 2601 are adopted.

**PS 2601 Foreign Currency Translation**, replaces PS 2600 with revised guidance on the recognition, presentation and disclosure of transactions that are denominated in a foreign currency. Requires that monetary assets and liabilities denominated in a foreign currency and non-monetary items included in the fair value category, denominated in a foreign currency, be adjusted to reflect the exchange rates in effect at the financial statement date. Unrealized gains and losses are to be presented in the statement of re-measurement gains and losses.

**PS 3041 Portfolio Investments**, replaces PS 3040 with revised guidance on accounting for, and presentation and disclosure of portfolio investments. Removes the distinction between temporary and portfolio investments. Upon adoption of PS 3450 and PS 3041, PS 3030, Temporary Investments, will no longer apply. Effective in the period PS 3450, PS 2601 and PS 1201 are adopted.

**PS 3450 Financial Instruments**, a new standard establishing guidance on the recognition, measurement, presentation and disclosure of financial instruments, including derivatives. The standard requires fair value measurement of derivatives and equity instrument that are quoted in an active market; all other financial instruments can be measured at cost/amortized cost or fair value at the election of the government. Unrealized gains and losses are presented in a new statement of re-measurement gains and losses. There is the requirement to disclose the nature and extent of risks arising from financial instruments and clarification is given for the de-recognition of financial liabilities.

**PS 3280 Asset Retirement Obligations**, a new standard establishing guidance on the accounting and reporting of legal obligations associated with the retirement of tangible capital assets controlled by a government or government organization. A liability for a retirement obligation can apply to tangible capital assets either in productive use or no longer in productive use. As this standard includes solid waste landfill sites active and post-closing obligations, upon adoption of this new standard, existing Solid Waste Landfill Closure and Post-Closure Liability section PS 3270 will be withdrawn.

**Effective for Fiscal Years Beginning On or After April 1, 2023:**

**PS 3400, Revenue**, a new standard establishing guidance on how to account for and report on revenue. The standard provides a framework for recognizing, measuring and reporting revenues that arise from transactions that include performance obligations and transactions that do not have performance obligations. Performance obligations are enforceable promises to provide specific goods or services to a specific payer.

The extent of the impact on adoption of these future standards is not known at this time.

- u) **Revenue recognition:** Revenue is recognized in the period it is earned.

**R. M. of Wise Creek No. 77**  
**Notes to the Financial Statements**  
**For the fiscal year ended December 31, 2021**

**2. Cash and Temporary Investments**

	<b>2021</b>	<b>2020</b>
Cash	1,900,880	1,820,098
Temporary Investments	-	-
Restricted Cash	-	-
<b>Total Cash and Temporary Investments</b>	<b>1,900,880</b>	<b>1,820,098</b>

Cash and temporary investments include balances with banks, term deposits, marketable securities and short-term investments with maturities of three months or less. Cash subject to restrictions that prevent its use for current purposes is included in restricted cash.

**3. Taxes Receivable - Municipal**

	<b>2021</b>	<b>2020</b>
Municipal - Current	<b>8,095</b>	6,613
- Arrears	<b>19,355</b>	15,768
	<b>27,450</b>	22,381
- Less Allowance for Uncollectible	<b>(19,815)</b>	(16,970)
Total municipal taxes receivable	<b>7,635</b>	5,411
School - Current	<b>2,771</b>	1,454
- Arrears	<b>3,972</b>	3,255
Total school taxes receivable	<b>6,743</b>	4,709
Other	<b>13,764</b>	8,536
Total taxes and grants in lieu receivable	<b>28,142</b>	18,656
Deduct taxes receivable to be collected on behalf of other organizations	<b>(20,507)</b>	(13,245)
<b>Total Taxes Receivable - Municipal</b>	<b>7,635</b>	<b>5,411</b>

**R. M. of Wise Creek No. 77**  
**Notes to the Financial Statements**  
**For the fiscal year ended December 31, 2021**

**4. Other Accounts Receivable**

	<b>2021</b>	<b>2020</b>
Federal Government	<b>9,509</b>	7,838
Provincial Government		-
Local Government	<b>2,022</b>	38,030
Utility	<b>2,789</b>	2,080
Trade	<b>17,020</b>	16,025
<b>Other (Dividend)</b>	<b>-</b>	4,800
Total Other Accounts Receivable	<b>31,340</b>	68,773
Less: Allowance for Uncollectible	<b>(5,230)</b>	-
<b>Net Other Accounts Receivable</b>	<b>26,110</b>	68,773

**5. Land for Resale**

	<b>2021</b>	<b>2020</b>
Tax Title Property	2,950	2,950
Allowance for market value adjustment	(2,950)	(2,950)
Net Tax Title Property	-	-
Other Land	-	-
Allowance for market value adjustment	-	-
Net Other Land	-	-
<b>Total Land for Resale</b>	<b>-</b>	<b>-</b>

**6. Long-Term Investments**

	<b>2021</b>	<b>2020</b>
Sask Assoc. of Rural Municipalities - Self Insurance Fund	<b>41,704</b>	39,273
101052644 Saskatchewan Ltd.	<b>99,000</b>	99,000
Credit Union Membership	<b>5</b>	5
<b>Total Long-Term Investments</b>	<b>140,709</b>	138,278

**7. Debt Charges Recoverable**

The Municipality does not have any significant debt charges recoverable as of December 31, 2021.

**R. M. of Wise Creek No. 77**

**Notes to the Financial Statements**

**For the fiscal year ended December 31, 2021**

**8. Bank Indebtedness**

The municipality does not have any significant bank indebtedness as of December 31, 2021.

**9. Deferred Revenue**

The municipality does not have any significant deferred revenue as of December 31, 2021.

**10. Accrued Landfill Costs**

The municipality does not maintain a landfill.

**11. Liability for Contaminated Sites**

The municipality does not have any significant contaminated sites.

**R. M. of Wise Creek No. 77**

**Notes to the Financial Statements**

**For the fiscal year ended December 31, 2021**

**12. Long-Term Debt**

a) The debt limit of the municipality is \$504,439. The debt limit for a municipality is the total amount of the *municipality's own source* revenues for the preceding year (the *Municipalities Act* section 161(1)).

**13. Lease Obligations**

The municipality does not have any significant lease obligations at December 31, 2021.

#### 14. Other Non-financial Assets

The municipality does not have any significant other assets as of December 31, 2021.

#### 15. Contingent Liabilities

The municipality is contingently liable under terms of the Saskatchewan Association of Rural Municipalities Self-Insurance Plan for its proportionate share of claims and future claims in excess of the Plan's reserve fund.

The municipality does not have any significant other contingent liabilities as at December 31, 2021.

#### 16. Pension Plan

The municipality is an employer member of the Municipal Employee Pension Plan (MEPP), which is a multiemployer defined benefit pension plan. The Commission of MEPP, representing plan member employers, is responsible for overseeing the management of the pension plan, including investment of assets and administration of benefits. The municipality's pension expense in 2021 was \$11,474. The benefits accrued to the municipality's employees from MEPP are calculated using the following: Pensionable Years of Service, Highest Average Salary, and the plan accrual rate.

Every three years, an actuarial valuation is performed to assess the financial position of the plan and the adequacy of plan funding. Any actuarially determined deficiency is the responsibility of the participating employers and employees, which could affect future contribution rates and/or benefits. Contributions to MEPP are not segregated in separate accounts or restricted to provide benefits to the employees of a particular employer. As a result, individual employers are not able to identify their share of the underlying assets and liabilities, and the net pension assets or liabilities for this plan are not recognized in these financial statements. Rather, the plan is accounted for as a defined contribution plan whereby the contributions are expensed when made.

##### Details of MEPP

	2021	2020
Number of active members	2	2
Member contribution rate (percentage of salary)	9.00%	9.00%
Employer contribution rate (percentage of salary)	9.00%	9.00%
Member contributions for the year	11,474	11,427
Employer contributions for the year	11,474	11,427
Plan Assets	**	3,221,426,000
Plan Liabilities	**	2,382,526,000
Plan Surplus	**	838,900,000

\*\* 2021 MEPP financial information is not yet available.

#### 17. Comparative Figures

Prior year comparative figures have been restated to conform to the current year's presentation.

#### 18. Trusts Administered by the Municipality

The municipality does not administer any trusts.



**R. M. of Wise Creek No. 77**

**Notes to the Financial Statements**

**For the fiscal year ended December 31, 2021**

**19. Related Parties**

Transactions with these related parties are in the normal course of operations and are settled on normal trade terms.

**20. Contingent Assets**

The municipality does not have any reportable contingent assets.

**21. Contractual Rights**

The municipality does not have any reportable contractual rights.

**22. Contractual Obligations and Commitments**

The municipality does not have any reportable contractual obligations and commitments.

**R. M. of Wise Creek No. 77**  
**Notes to the Financial Statements**  
**For the fiscal year ended December 31, 2021**

**23. Restructuring Transactions**

The municipality does not have any reportable restructuring transactions.

R. M. of Wise Creek No. 77

Schedule of Taxes and Other Unconditional Revenue

For the fiscal year ended December 31, 2021

Schedule 1

	2021 Budget	2021	2020
	(unaudited)		
<b>TAXES</b>			
General municipal tax levy	476,960	476,985	466,304
Abatements and adjustments	-	-	-
Discount on current year taxes	(20,450)	(19,138)	(20,487)
<b>Net Municipal Taxes</b>	<b>456,510</b>	<b>457,847</b>	<b>445,817</b>
Potash tax share	-	-	-
Trailer license fees	-	-	-
Penalties on tax arrears	1,000	2,373	2,805
Special tax levy	-	-	-
<b>Other (Specify)</b>	-	-	-
<b>Total Taxes</b>	<b>457,510</b>	<b>460,220</b>	<b>448,622</b>
<b>UNCONDITIONAL GRANTS</b>			
Revenue Sharing	126,920	127,132	127,659
(Organized Hamlet)	-	-	-
Safe Restart	-	-	12,229
<b>Other (Specify)</b>	-	-	-
<b>Total Unconditional Grants</b>	<b>126,920</b>	<b>127,132</b>	<b>139,888</b>
<b>GRANTS IN LIEU OF TAXES</b>			
Federal	100	56	116
Provincial			
S.P.C. Electrical	1,180	1,071	1,345
SaskEnergy Gas	-	-	-
TransGas	-	-	-
Central Services	-	-	-
SaskTel	-	-	-
<b>Other (Specify)</b>	-	-	-
Local/Other			
Housing Authority	-	-	-
C.P.R. Mainline	-	-	-
Treaty Land Entitlement	-	-	-
<b>Other (Specify)</b>	-	-	-
Other Government Transfers			
S.P.C. Surcharge	-	-	-
Sask Energy Surcharge	-	-	-
<b>Other (Specify)</b>	-	-	-
<b>Total Grants in Lieu of Taxes</b>	<b>1,280</b>	<b>1,127</b>	<b>1,461</b>
<b>TOTAL TAXES AND OTHER UNCONDITIONAL REVENUE</b>	<b>585,710</b>	<b>588,479</b>	<b>589,971</b>

**R. M. of Wise Creek No. 77**  
**Schedule of Operating and Capital Revenue by Function**  
**For the fiscal year ended December 31, 2021**

Schedule 2 - 1

	2021 Budget (unaudited)	2021	2020
<b>GENERAL GOVERNMENT SERVICES</b>			
<b>Operating</b>			
Other Segmented Revenue			
Fees and Charges			
- Custom work	2,050	2,512	2,167
- Sales of supplies	-	-	-
- <b>Other (Certificates)</b>	290	470	290
Total Fees and Charges	2,340	2,982	2,457
- Tangible capital asset sales - gain (loss)	7,500	-	-
- Land sales - gain	-	-	-
- Investment income and commissions	18,000	19,675	26,797
- <b>Other (Specify)</b>	-	-	-
Total Other Segmented Revenue	27,840	22,657	29,254
Conditional Grants			
- Student Employment	-	-	-
- MEEP	-	-	-
- <b>Other (Specify)</b>	-	-	-
Total Conditional Grants	-	-	-
<b>Total Operating</b>	27,840	22,657	29,254
<b>Capital</b>			
Conditional Grants			
- Federal Gas Tax	-	-	-
- Canada Community-Building Fund (CCBF)	-	-	-
- ICIP	-	-	-
- Provincial Disaster Assistance	-	-	-
- MEEP	-	-	-
- <b>Other (Specify)</b>	-	-	-
<b>Total Capital</b>	-	-	-
<b>Restructuring Revenue (Specify, if any)</b>	-	-	-
<b>Total General Government Services</b>	27,840	22,657	29,254

**PROTECTIVE SERVICES**

<b>Operating</b>			
Other Segmented Revenue			
Fees and Charges			
- <b>Other (Fire fees)</b>	2,500	10,323	5,569
Total Fees and Charges	2,500	10,323	5,569
- Tangible capital asset sales - gain (loss)	-	-	-
- <b>Other (Specify)</b>	-	-	-
Total Other Segmented Revenue	2,500	10,323	5,569
Conditional Grants			
- Student Employment	-	-	-
- Local government	-	-	-
- MEEP	-	-	-
- <b>Other (Specify)</b>	-	-	-
Total Conditional Grants	-	-	-
<b>Total Operating</b>	2,500	10,323	5,569
<b>Capital</b>			
Conditional Grants			
- Federal Gas Tax	-	-	-
- Canada Community-Building Fund (CCBF)	-	-	-
- ICIP	-	-	-
- Provincial Disaster Assistance	-	-	-
- Local government	-	-	-
- MEEP	-	-	-
- <b>Other (Specify)</b>	-	-	-
<b>Total Capital</b>	-	-	-
<b>Restructuring Revenue (Specify, if any)</b>	-	-	-
<b>Total Protective Services</b>	2,500	10,323	5,569

**R. M. of Wise Creek No. 77**  
**Schedule of Operating and Capital Revenue by Function**  
**For the fiscal year ended December 31, 2021**

Schedule 2 - 2

	2021 Budget (unaudited)	2021	2020
<b>TRANSPORTATION SERVICES</b>			
<b>Operating</b>			
Other Segmented Revenue			
Fees and Charges			
- Custom work	-	-	-
- Sales of supplies	750	336	5,066
- Road Maintenance and Restoration Agreements	18,410	20,393	19,891
- Frontage	-	-	-
- <b>Other (Maps, licenses)</b>	600	644	810
Total Fees and Charges	19,760	21,373	25,767
- Tangible capital asset sales - gain (loss)	-	(4,612)	-
- <b>Other (Specify)</b>	-	-	-
Total Other Segmented Revenue	19,760	16,761	25,767
Conditional Grants			
- RIRG (CTP)	-	-	-
- Student Employment	-	-	-
- MEEP	-	-	29,464
- <b>Other (Specify)</b>	-	-	-
Total Conditional Grants	-	-	29,464
<b>Total Operating</b>	19,760	16,761	55,231
<b>Capital</b>			
Conditional Grants			
- Federal Gas Tax	-	-	18,142
- Canada Community-Building Fund (CCBF)	-	24,979	-
- ICIP	-	-	-
- RIRG (CTP, Bridge and Large Culvert, Road Const.)	-	-	-
- Provincial Disaster Assistance	-	-	-
- MEEP	-	-	-
- <b>Other (Specify)</b>	-	-	-
<b>Total Capital</b>	-	24,979	18,142
<b>Restructuring Revenue (Specify, if any)</b>	-	-	-
<b>Total Transportation Services</b>	<b>19,760</b>	<b>41,740</b>	<b>73,373</b>

**ENVIRONMENTAL AND PUBLIC HEALTH SERVICES**

<b>Operating</b>			
Other Segmented Revenue			
Fees and Charges			
- Waste and Disposal Fees	4,130	4,125	4,125
- <b>Other (Sale of products and cemetery fees)</b>	3,100	8,200	23,038
Total Fees and Charges	7,230	12,325	27,163
- Tangible capital asset sales - gain (loss)	-	-	-
- <b>Other (Specify)</b>	-	-	-
Total Other Segmented Revenue	7,230	12,325	27,163
Conditional Grants			
- Student Employment	-	-	-
- TAPD	-	-	-
- Local government	-	-	-
- MEEP	-	-	-
- <b>Other (Prep)</b>	2,000	1,857	1,850
Total Conditional Grants	2,000	1,857	1,850
<b>Total Operating</b>	9,230	14,182	29,013
<b>Capital</b>			
Conditional Grants			
- Federal Gas Tax	-	-	-
- Canada Community-Building Fund (CCBF)	-	-	-
- ICIP	-	-	-
- TAPD	-	-	-
- Provincial Disaster Assistance	-	-	-
- MEEP	-	-	-
- <b>Other (Specify)</b>	-	-	-
<b>Total Capital</b>	-	-	-
<b>Restructuring Revenue (Specify, if any)</b>	-	-	-
<b>Total Environmental and Public Health Services</b>	<b>9,230</b>	<b>14,182</b>	<b>29,013</b>

**R. M. of Wise Creek No. 77**  
**Schedule of Operating and Capital Revenue by Function**  
**For the fiscal year ended December 31, 2021**

Schedule 2 - 3

	2021 Budget (unaudited)	2021	2020
<b>PLANNING AND DEVELOPMENT SERVICES</b>			
<b>Operating</b>			
Other Segmented Revenue			
Fees and Charges			
- Maintenance and Development Charges	-	-	-
- <b>Other (Specify)</b>	-	-	-
Total Fees and Charges	-	-	-
- Tangible capital asset sales - gain (loss)	-	-	-
- <b>Other (Specify)</b>	-	-	-
Total Other Segmented Revenue	-	-	-
Conditional Grants			
- Student Employment	-	-	-
- MEEP	-	-	-
- <b>Other (Specify)</b>	-	-	-
Total Conditional Grants	-	-	-
<b>Total Operating</b>	-	-	-
<b>Capital</b>			
Conditional Grants			
- Federal Gas Tax	-	-	-
- Canada Community-Building Fund (CCBF)	-	-	-
- ICIP	-	-	-
- Provincial Disaster Assistance	-	-	-
- MEEP	-	-	-
- <b>Other (Specify)</b>	-	-	-
<b>Total Capital</b>	-	-	-
<b>Restructuring Revenue (Specify, if any )</b>	-	-	-
<b>Total Planning and Development Services</b>	-	-	-

**RECREATION AND CULTURAL SERVICES**

<b>Operating</b>			
Other Segmented Revenue			
Fees and Charges			
- <b>Other (Specify)</b>	-	-	-
- <b>Other (Specify)</b>	-	-	-
Total Fees and Charges	-	-	-
- Tangible capital asset sales - gain (loss)	-	-	-
- <b>Other (Specify)</b>	-	-	-
Total Other Segmented Revenue	-	-	-
Conditional Grants			
- Student Employment	-	-	-
- Local government	-	-	-
- MEEP	-	-	-
- <b>Other (Specify)</b>	-	-	-
Total Conditional Grants	-	-	-
<b>Total Operating</b>	-	-	-
<b>Capital</b>			
Conditional Grants			
- Federal Gas Tax	-	-	-
- Canada Community-Building Fund (CCBF)	-	-	-
- ICIP	-	-	-
- Local government	-	-	-
- Provincial Disaster Assistance	-	-	-
- MEEP	-	-	-
- <b>Other (Specify)</b>	-	-	-
<b>Total Capital</b>	-	-	-
<b>Restructuring Revenue (Specify, if any )</b>	-	-	-
<b>Total Recreation and Cultural Services</b>	-	-	-

**R. M. of Wise Creek No. 77**  
**Schedule of Operating and Capital Revenue by Function**  
**For the fiscal year ended December 31, 2021**

Schedule 2 - 4

	2021 Budget	2021	2020
UTILITY SERVICES	(unaudited)		
Operating			
Other Segmented Revenue			
Fees and Charges			
- Water	15,000	15,675	16,055
- Sewer	-	-	-
- Other (Specify)	-	-	-
Total Fees and Charges	15,000	15,675	16,055
- Tangible capital asset sales - gain (loss)	-	-	-
- Other (Specify)	-	-	-
Total Other Segmented Revenue	15,000	15,675	16,055
Conditional Grants			
- Student Employment	-	-	-
- MEEP	-	-	-
- Other (Specify)	-	-	-
Total Conditional Grants	-	-	-
Total Operating	15,000	15,675	16,055
Capital			
Conditional Grants			
- Federal Gas Tax	-	-	-
- Canada Community-Building Fund (CCBF)	-	-	-
- ICIP	-	-	-
- New Building Canada Fund (SCF, NRP)	-	-	-
- Clean Water and Wastewater Fund	-	-	-
- Provincial Disaster Assistance	-	-	-
- MEEP	-	-	-
- Other (Specify)	-	-	-
Total Capital	-	-	-
Restructuring Revenue (Specify, if any )	-	-	-
Total Utility Services	15,000	15,675	16,055
TOTAL OPERATING AND CAPITAL REVENUE BY FUNCTION	74,330	104,577	153,264

**SUMMARY**

Total Other Segmented Revenue	72,330	77,741	103,808
Total Conditional Grants	2,000	1,857	31,314
Total Capital Grants and Contributions	-	24,979	18,142
Restructuring Revenue	-	-	-
<b>TOTAL REVENUE BY FUNCTION</b>	<b>74,330</b>	<b>104,577</b>	<b>153,264</b>

	2021 Budget	2021	2020
GENERAL GOVERNMENT SERVICES	(unaudited)		
Council remuneration and travel	23,800	20,885	22,166
Wages and benefits	50,020	49,566	48,915
Professional/Contractual services	69,140	26,084	24,830
Utilities	2,940	2,694	2,827
Maintenance, materials and supplies	6,410	7,058	6,525
Grants and contributions - operating	-	-	-
- capital	-	-	-
Amortization	680	676	676
Interest	-	-	-
Allowance for uncollectible	-	8,075	135
Other (Donations)	780	532	782
General Government Services	153,770	115,570	106,856
Restructuring (Specify, if any)	-	-	-
Total General Government Services	153,770	115,570	106,856

## PROTECTIVE SERVICES

## Police protection

Wages and benefits	-	-	-
Professional/Contractual services	9,870	10,139	9,874
Utilities	-	-	-
Maintenance, material and supplies	-	-	-
Grants and contributions - operating	200	200	200
- capital	-	-	-
Other (Specify)	-	-	-

## Fire protection

Wages and benefits	-	-	-
Professional/Contractual services	12,890	18,078	12,889
Utilities	1,470	1,369	1,465
Maintenance, material and supplies	-	13,139	-
Grants and contributions - operating	-	-	-
- capital	-	-	-
Amortization	1,780	1,779	1,779
Interest	-	-	-
Other (Building expenses, contributions)	23,330	35,857	3,543

Protective Services	49,540	80,561	29,750
Restructuring (Specify, if any)	-	-	-
Total Protective Services	49,540	80,561	29,750

## TRANSPORTATION SERVICES

Wages and benefits	120,000	107,870	107,046
Professional/Contractual Services	29,500	9,027	3,140
Utilities	1,320	1,792	1,321
Maintenance, materials, and supplies	53,710	71,409	49,340
Gravel	135,000	108,167	150,432
Grants and contributions - operating	-	-	-
- capital	-	-	-
Amortization	96,630	96,241	96,622
Interest	-	-	-
Other (Specify)	-	-	-

Transportation Services	436,160	394,506	407,901
Restructuring (Specify, if any)	-	-	-
Total Transportation Services	436,160	394,506	407,901



## Total Expenses by Function

For the fiscal year ended December 31, 2021

Schedule 3 - 2

	2021 Budget	2021	2020
ENVIRONMENTAL AND PUBLIC HEALTH SERVICES	(unaudited)		
Wages and benefits	-	-	-
Professional/Contractual services	-	-	-
Utilities	-	-	-
Maintenance, materials and supplies	17,460	19,868	35,557
Grants and contributions - operating	440	439	444
○ Waste disposal	-	-	-
○ Public Health	-	-	-
- capital	-	-	-
○ Waste disposal	-	-	-
○ Public Health	-	-	-
Amortization	-	-	-
Interest	-	-	-
Other (Donations)	1,000	1,500	2,500
<b>Environmental and Public Health Services</b>	<b>18,900</b>	<b>21,807</b>	<b>38,501</b>
Restructuring (Specify, if any)	-	-	-
<b>Total Environmental and Public Health Services</b>	<b>18,900</b>	<b>21,807</b>	<b>38,501</b>

## PLANNING AND DEVELOPMENT SERVICES

Wages and benefits	-	-	-
Professional/Contractual Services	100	-	100
Utilities	-	-	-
Maintenance, materials, and supplies	-	-	-
Grants and contributions - operating	-	-	-
- capital	-	-	-
Amortization	-	-	-
Interest	-	-	-
Allowance for uncollectible	-	-	-
Other (Specify)	-	-	-
<b>Planning and Development Services</b>	<b>100</b>	<b>-</b>	<b>100</b>
Restructuring (Specify, if any)	-	-	-
<b>Total Planning and Development Services</b>	<b>100</b>	<b>-</b>	<b>100</b>

## RECREATION AND CULTURAL SERVICES

Wages and benefits	-	-	-
Professional/Contractual services	3,260	3,358	3,260
Utilities	-	-	-
Maintenance, materials and supplies	-	-	-
Grants and contributions - operating	-	-	-
- capital	-	-	-
Amortization	6,350	6,350	6,350
Interest	-	-	-
Allowance for uncollectible	-	-	-
Other (Specify)	-	-	-
<b>Recreation and Cultural Services</b>	<b>9,610</b>	<b>9,708</b>	<b>9,610</b>
Restructuring (Specify, if any)	-	-	-
<b>Total Recreation and Cultural Services</b>	<b>9,610</b>	<b>9,708</b>	<b>9,610</b>

**R. M. of Wise Creek No. 77**

**Total Expenses by Function**

**For the fiscal year ended December 31, 2021**

Schedule 3 - 3

	2021 Budget	2021	2020
<b>UTILITY SERVICES</b>	<b>(unaudited)</b>		
Wages and benefits	-	-	-
Professional/Contractual services	11,320	9,863	10,317
Utilities	2,150	2,158	2,154
Maintenance, materials and supplies	1,230	2,419	1,115
Grants and contributions - operating	-	-	-
- capital	-	-	-
Amortization	1,530	334	1,525
Interest	-	-	-
Allowance for Uncollectible	-	-	-
<b>Other (Specify)</b>	-	-	-
<b>Utility Services</b>	<b>16,230</b>	<b>14,774</b>	<b>15,111</b>
<b>Restructuring (Specify, if any)</b>	-	-	-
<b>Total Utility Services</b>	<b>16,230</b>	<b>14,774</b>	<b>15,111</b>
<b>TOTAL EXPENSES BY FUNCTION</b>	<b>684,310</b>	<b>636,926</b>	<b>607,829</b>

**R. M. of Wise Creek No. 77**  
**Schedule of Segment Disclosure by Function**  
**For the fiscal year ended December 31, 2021**

Schedule 4

	General Government	Protective Services	Transportation Services	Environmental & Public Health	Planning and Development	Recreation and Culture	Utility Services	Total
<b>Revenues (Schedule 2)</b>								
Fees and Charges	2,982	10,323	21,373	12,325	-	-	15,675	62,678
Tangible Capital Asset Sales - Gain	-	-	(4,612)	-	-	-	-	(4,612)
Land Sales - Gain	-	-	-	-	-	-	-	-
Investment Income and Commissions	19,675	-	-	-	-	-	-	19,675
Other Revenues	-	-	-	-	-	-	-	-
Grants - Conditional	-	-	-	1,857	-	-	-	1,857
- Capital	-	-	24,979	-	-	-	-	24,979
Restructurings	-	-	-	-	-	-	-	-
<b>Total Revenues</b>	<b>22,657</b>	<b>10,323</b>	<b>41,740</b>	<b>14,182</b>	<b>-</b>	<b>-</b>	<b>15,675</b>	<b>104,577</b>
<b>Expenses (Schedule 3)</b>								
Wages & Benefits	70,451	-	107,870	-	-	-	-	178,321
Professional/ Contractual Services	26,084	28,217	9,027	-	-	3,358	9,863	76,549
Utilities	2,694	1,369	1,792	-	-	-	2,158	8,013
Maintenance Materials and Supplies	7,058	13,139	179,576	19,868	-	-	2,419	222,060
Grants and Contributions	-	200	-	439	-	-	-	639
Amortization	676	1,779	96,241	-	-	6,350	334	105,380
Interest	-	-	-	-	-	-	-	-
Allowance for Uncollectible	8,075	-	-	-	-	-	-	8,075
Restructurings	-	-	-	-	-	-	-	-
Other	532	35,857	-	1,500	-	-	-	37,889
<b>Total Expenses</b>	<b>115,570</b>	<b>80,561</b>	<b>394,506</b>	<b>21,807</b>	<b>-</b>	<b>9,708</b>	<b>14,774</b>	<b>636,926</b>
<b>Surplus (Deficit) by Function</b>	<b>(92,913)</b>	<b>(70,238)</b>	<b>(352,766)</b>	<b>(7,625)</b>	<b>-</b>	<b>(9,708)</b>	<b>901</b>	<b>(532,349)</b>

Taxes and other unconditional revenue (Schedule 1)	588,479
<b>Net Surplus (Deficit)</b>	<b>56,130</b>

**R. M. of Wise Creek No. 77**  
**Schedule of Segment Disclosure by Function**  
**For the fiscal year ended December 31, 2020**

Schedule 5

	General Government	Protective Services	Transportation Services	Environmental & Public Health	Planning and Development	Recreation and Culture	Utility Services	Total
<b>Revenues (Schedule 2)</b>								
Fees and Charges	2,457	5,569	25,767	27,163	-	-	16,055	77,011
Tangible Capital Asset Sales - Gain	-	-	-	-	-	-	-	-
Land Sales - Gain	-	-	-	-	-	-	-	-
Investment Income and Commissions	26,797							26,797
Other Revenues	-	-	-	-	-	-	-	-
Grants - Conditional	-	-	29,464	1,850	-	-	-	31,314
- Capital	-	-	18,142	-	-	-	-	18,142
Restructurings	-	-	-	-	-	-	-	-
<b>Total Revenues</b>	<b>29,254</b>	<b>5,569</b>	<b>73,373</b>	<b>29,013</b>	<b>-</b>	<b>-</b>	<b>16,055</b>	<b>153,264</b>
<b>Expenses (Schedule 3)</b>								
Wages & Benefits	71,081	-	107,046	-	-	-	-	178,127
Professional/ Contractual Services	24,830	22,763	3,140	-	100	3,260	10,317	64,410
Utilities	2,827	1,465	1,321	-	-	-	2,154	7,767
Maintenance Materials and Supplies	6,525	-	199,772	35,557	-	-	1,115	242,969
Grants and Contributions	-	200	-	444	-	-	-	644
Amortization	676	1,779	96,622	-	-	6,350	1,525	106,952
Interest	-	-	-	-	-	-	-	-
Allowance for Uncollectible	135					-	-	135
Restructurings	-	-	-	-	-	-	-	-
Other	782	3,543	-	2,500	-	-	-	6,825
<b>Total Expenses</b>	<b>106,856</b>	<b>29,750</b>	<b>407,901</b>	<b>38,501</b>	<b>100</b>	<b>9,610</b>	<b>15,111</b>	<b>607,829</b>
<b>Surplus (Deficit) by Function</b>	<b>(77,602)</b>	<b>(24,181)</b>	<b>(334,528)</b>	<b>(9,488)</b>	<b>(100)</b>	<b>(9,610)</b>	<b>944</b>	<b>(454,565)</b>

Taxes and other unconditional revenue (Schedule 1)

589,971

**Net Surplus (Deficit)**

**135,406**

**R. M. of Wise Creek No. 77**  
**Schedule of Tangible Capital Assets by Object**  
**As at December 31, 2021**

Schedule 6

	2021							2020	
	General Assets					Infrastructure Assets	General/Infrastructure	Total	
	Land	Land Improvements	Buildings	Vehicles	Machinery & Equipment	Linear assets	Assets Under Construction		
<b>Assets</b>									
<b>Asset cost</b>									
Opening Asset costs	906	-	203,040	27,674	502,391	2,788,173	-	3,522,184	3,488,243
Additions during the year	-	-	-	-	32,500	-	-	32,500	33,941
Disposals and write-downs during the year	-	-	-	-	(27,300)	-	-	(27,300)	-
Transfers (from) assets under construction	-	-	-	-	-	-	-	-	-
Transfer of Capital Assets related to restructuring	-	-	-	-	-	-	-	-	-
<b>Closing Asset Costs</b>	<b>906</b>	<b>-</b>	<b>203,040</b>	<b>27,674</b>	<b>507,591</b>	<b>2,788,173</b>	<b>-</b>	<b>3,527,384</b>	<b>3,522,184</b>
<b>Amortization</b>									
<b>Accumulated Amortization Cost</b>									
Opening Accumulated Amortization Costs	-	-	134,053	4,200	168,469	1,821,194	-	2,127,916	2,020,964
Add: Amortization taken	-	-	7,773	1,400	32,820	63,387	-	105,380	106,952
Less: Accumulated amortization on disposals	-	-	-	-	(15,188)	-	-	(15,188)	-
Transfer of Capital Assets related to restructuring	-	-	-	-	-	-	-	-	-
<b>(Schedule 11)</b>	<b>-</b>	<b>-</b>	<b>-</b>	<b>-</b>	<b>-</b>	<b>-</b>	<b>-</b>	<b>-</b>	<b>-</b>
<b>Closing Accumulated Amortization Costs</b>	<b>-</b>	<b>-</b>	<b>141,826</b>	<b>5,600</b>	<b>186,101</b>	<b>1,884,581</b>	<b>-</b>	<b>2,218,108</b>	<b>2,127,916</b>
<b>Net Book Value</b>	<b>906</b>	<b>-</b>	<b>61,214</b>	<b>22,074</b>	<b>321,490</b>	<b>903,592</b>	<b>-</b>	<b>1,309,276</b>	<b>1,394,268</b>

1. Total contributed/donated assets received in 2021

\$ -

2. List of assets recognized at nominal value in 2021 are:

- Infrastructure Assets

\$ -

- Vehicles

\$ -

- Machinery and Equipment

\$ -

3. Amount of interest capitalized in Schedule 6

\$ -

R. M. of Wise Creek No. 77  
Schedule of Tangible Capital Assets by Function  
As at December 31, 2021

Schedule 7

		2021							2020
		General Government	Protective Services	Transportation Services	Environmental & Public Health	Planning & Development	Recreation & Culture	Water & Sewer	Total
Assets	Asset cost								
	Opening Asset costs	41,039	17,725	3,256,111	131	-	127,025	80,153	3,522,184
	Additions during the year	-	-	32,500	-	-	-	-	32,500
	Disposals and write-downs during the year	-	-	(27,300)	-	-	-	-	(27,300)
	Transfer of Capital Assets related to restructuring (Schedule 11)	-	-	-	-	-	-	-	-
Closing Asset Costs		41,039	17,725	3,261,311	131	-	127,025	80,153	3,527,384
Amortization	Amortization Cost								
	Opening Accumulated Amortization Costs	26,355	6,605	1,950,566	-	-	82,550	61,840	2,127,916
	Add: Amortization taken	676	1,585	96,241	-	-	6,350	528	105,380
	Less: Accumulated amortization on disposals	-	-	(15,188)	-	-	-	-	(15,188)
	Transfer of Capital Assets related to restructuring (Schedule 11)	-	-	-	-	-	-	-	-
Closing Accumulated Amortization Costs		27,031	8,190	2,031,619	-	-	88,900	62,368	2,218,108
Net Book Value		14,008	9,535	1,229,692	131	-	38,125	17,785	1,309,276
									1,394,268

R. M. of Wise Creek No. 77  
Schedule of Accumulated Surplus  
As at December 31, 2021

Schedule 8

	2020	Changes	2021
<b>UNAPPROPRIATED SURPLUS</b>	<b>1,303,257</b>	<b>141,122</b>	<b>1,444,379</b>
<b>APPROPRIATED RESERVES</b>			
Machinery and Equipment	-	-	-
Public Reserve	496,000	-	496,000
Capital Trust	125,000	-	125,000
Utility	33,207	-	33,207
Other (Specify)	-	-	-
<b>Total Appropriated</b>	<b>654,207</b>	<b>-</b>	<b>654,207</b>
<b>ORGANIZED HAMLETS (add lines if required)</b>			
Organized Hamlet of (Name)	-	-	-
Organized Hamlet of (Name)	-	-	-
Organized Hamlet of (Name)	-	-	-
Organized Hamlet of (Name)	-	-	-
Organized Hamlet of (Name)	-	-	-
Organized Hamlet of (Name)	-	-	-
<b>Total Organized Hamlets</b>	<b>-</b>	<b>-</b>	<b>-</b>
<b>NET INVESTMENT IN TANGIBLE CAPITAL ASSETS</b>			
Tangible capital assets (Schedule 6, 7)	1,394,268	(84,992)	1,309,276
Less: Related debt	-	-	-
<b>Net Investment in Tangible Capital Assets</b>	<b>1,394,268</b>	<b>(84,992)</b>	<b>1,309,276</b>
<b>Total Accumulated Surplus</b>	<b>3,351,732</b>	<b>56,130</b>	<b>3,407,862</b>

**R. M. of Wise Creek No. 77**  
**Schedule of Mill Rates and Assessments**  
**For the fiscal year ended December 31, 2021**

Schedule 9

	PROPERTY CLASS						Total
	Agriculture	Residential	Residential Condominium	Seasonal Residential	Commercial & Industrial	Potash Mine(s)	
<b>Taxable Assessment</b>	104,776,400	2,133,890	-	-	4,344,265		111,254,555
<b>Regional Park Assessment</b>							
<b>Total Assessment</b>							111,254,555
<b>Mill Rate Factor(s)</b>	0.91000 / 1.0000	1.2000 / 3.5000			2.8000 / 3.0000		
<b>Total Base/Minimum Tax</b> (generated for each property class)							-
<b>Total Municipal Tax Levy</b> (include base and/or minimum tax and special levies)	410,094	14,488			52,403		476,985

MILL RATES:	MILLS
<b>Average Municipal*</b>	4.29
<b>Average School*</b>	1.73
<b>Potash Mill Rate</b>	
<b>Uniform Municipal Mill Rate</b>	4.30

\* Average Mill Rates (multiply the total tax levy for each taxing authority by 1000 and divide by the total assessment for the taxing authority).



**R. M. of Wise Creek No. 77**  
**Schedule of Council Remuneration (unaudited)**  
**As at December 31, 2021**

Schedule 10

Position	Name	Remuneration	Reimbursed Costs	Total
Reeve	Denis Chenard	3,250	708	3,958
Councillor	Delia Thibault	3,300	585	3,885
Councillor	Daniel Ruest	4,000	669	4,669
Councillor	Casey Jones	2,000	845	2,845
Councillor	Cory Oliver	1,800	550	2,350
Councillor	Clinton Kirbyson	3,200	1,148	4,348
				-
				-
				-
				-
				-
				-
				-
				-
Total		17,550	4,505	22,055

**R. M. of Wise Creek No. 77**  
**Schedule of Restructuring**  
**For the fiscal year ended December 31, 2021**

Schedule 11

	2021
<b>Carrying Amount of Assets and Liabilities Transferred/Received at Restructuring Date:</b>	
Cash and Temporary Investments	-
Taxes Receivable - Municipal	-
Other Accounts Receivable	-
Land for Resale	-
Long-Term Investments	-
Debt Charges Recoverable	-
Bank Indebtedness	-
Accounts Payable	-
Accrued Liabilities Payable	-
Deposits	-
Deferred Revenue	-
Accrued Landfill Costs	-
Liability for Contaminated Sites	-
Other Liabilities	-
Long-Term Debt	-
Lease Obligations	-
Tangible Capital Assets	-
Prepayments and Deferred Charges	-
Stock and Supplies	-
Other	-
<b>Total Net Carrying Amount Received (Transferred)</b>	<b>-</b>