

SCG Smartboard Floor Application

SCG Smartboard Squared Edge Series – Floor Application

Safe, asbestos-free, perfect for both interior and exterior floor, strength, durable and able to withstand heavy weight.



15 mm*

16 mm

18 mm

20 mm

*Available Only 1,200 x 2,400 mm

SCG Smartboard Floor Application details

Width x Length (mm)	Thickness (mm)	Weight (kg/pc)	Effective area (sq m/pc)
1,200 x 2,400	15	65.3	2.88
1,200 x 2,400/ 1,220 x 2,440 (4'x8')	16	69.6 71.9	2.88 2.98
	18	78.3 80.8	
	20	87.0 90.9	

Superior with



SCG Smartboard Recommendation for Floor

Width x Length (mm)	Thickness (mm)	Weight According to Building Code (kg/sq m)	Building Type	*Remark
1,200 x 2,400	15	150	House/Residential Building	<ul style="list-style-type: none"> Place SCG Smartboard perpendicular to the structure beam Do not use in wet or damp area Do not use to bear weight exceeded 100 kg per area of 10 sq m
1,200 x 2,400/ 1,220 x 2,440 (4'x8')	16	200	Office/Apartment/Condominium	
	18	250 - 400	Public Building/Commercial Mall/Auditorium/School	
	20	500	Factory/Warehouse/Museum/Amphitheater	


**Remark: Strongly recommend to use only 8-14 mm thick board for floor underlay on top of concrete floor

Load Bearing Guideline for SCG Smartboard Floor Application

Single Direction Structure

Load Bearing Chart (kg/sq m)

Width x Length (mm)	Thickness (mm)	Structure span for Single Direction structure with Safety Factor of 2.5 times			
		30 cm	40 cm	50 cm	60 cm
1,200x2,400	15	900	500	350	250
1,200x2,400/ 1,220x2,440 (4'x8')	16	1,000	600	450	300
	18	1,300	750	550	350
	20	1,500	1,050	700	450



Dual Direction Structure

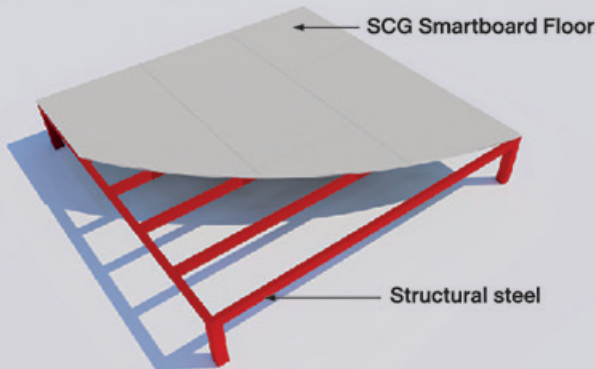
Load Bearing Chart (kg/sq m)

Width x Length (mm)	Thickness (mm)	Structure span for Dual Direction structure with Safety Factor of 2.5 times					
		30x30 cm	30x40 cm	30x50 cm	40x40 cm	40x60 cm	60x60 cm
1,200x2,400	15	2,600	1,800	1,100	1,300	750	450
1,200x2,400/ 1,220x2,440 (4'x8')	16	3,300	2,100	1,300	1,500	800	500
	18	4,300	2,500	1,700	1,800	1,000	650
	20	4,500	2,900	1,800	2,000	1,200	750

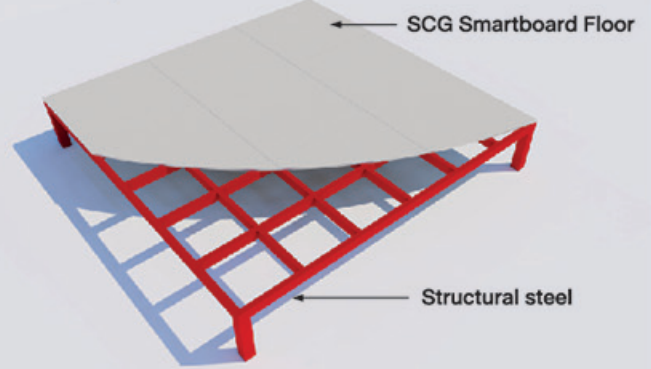


Installation Guideline for SCG Smartboard Floor Application

Single Direction Structure




Two-Way Slab



Accessories for SCG Smartboard Floor Installation

Self-Drilling wing screw 45 mm



Conceal screw for smooth and beautiful surface.
Easy and quick installation with no pre-drill required.

Warning

- For ceiling, wall, and floor application only. Install accordingly to the manual and use only standardized tools from the manufacturer. Do not use as a structure to support direct weight.
- Do not eat or put in your mouth. Inhaling particles from cutting, detailing, or drilling the product is not recommended.
- Read installation manual and storing manual before using the products.

Caution

- SCG Smartboard products are designed and suitable for conditions in Thailand only. The use of the products outside Thailand is solely the responsibility of the architect, construction foreman, and the installer.
- The installation manual is update periodically, the architect and the construction foreman should always use the latest version and can be checked for assurance at www.scgbuildingmaterials.com

SCG Gumcrete



High binding ability.
Heat and force protection.
Durable against acid, base, and oil. Settle and dry quickly.



CW-SB-E-C005/6406



Email : contact@scg.com, www.scgbuildingmaterials.com