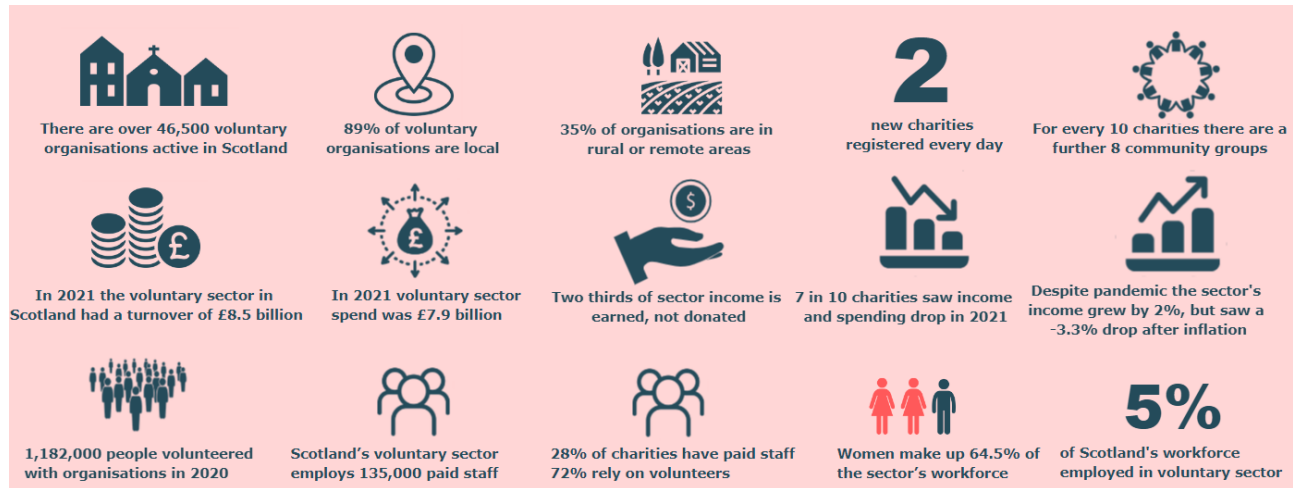


SCVO Sector Stats 2022 – key stats

June 2022

Headline figures: for full data sets see: scvo.scot/policy/sector-stats



Key figures

- **Over 46,500** charities, community groups and social enterprises known to be active in Scotland.

There are over 46,500 voluntary organisations active in Scotland

- This includes 23,800 Scottish charities and over 1,000 UK-wide charities operating in Scotland.
- The figure also includes over 20,000 community groups not registered as charities.
- For every 10 registered charities there are a further 8 community groups.

- **89% of voluntary organisations are local**

80% of Scottish charities and 98% of community groups are local.

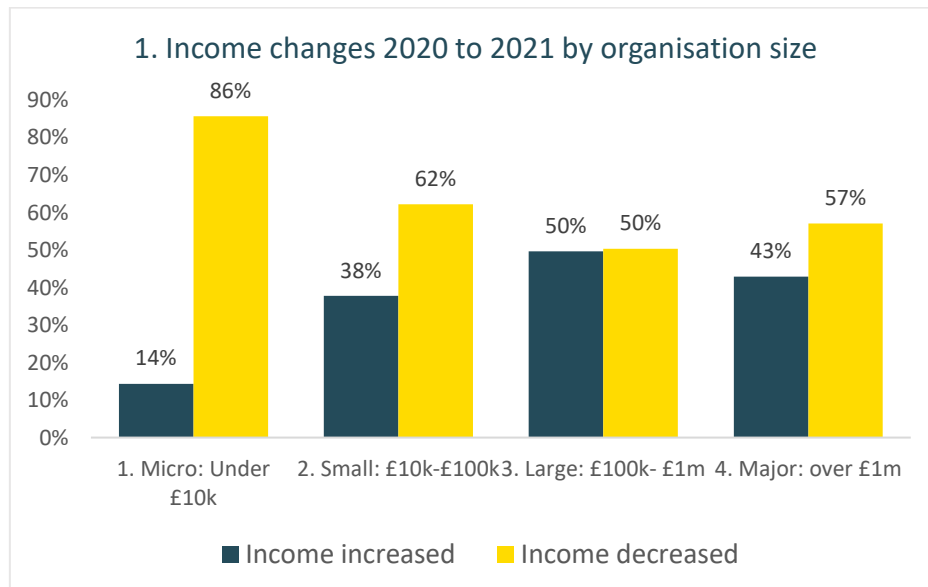
- **35% of voluntary organisations are based in rural or remote areas**

Charities and community groups play a particularly important role in rural areas, with more charities and community groups per head of population than urban areas.

Finances and growth

- Scottish charity income in 2020/21 was **£8.5 billion**
 - Scottish charities **£7.2 billion**
 - UK-wide charities' Scottish activities **£1.3 billion**
 - Scottish Credit Unions **£41 million**
- Scottish charity expenditure in 2020/21 was **£7.9 billion**
- Despite the pandemic impacting negatively on so many organisations the charity sector saw a small 2% (£148m) rise in income between 2020 and 2021
- In real terms this however results in a -3.3% drop in sector income due to rising inflation rates.
- 68% of Scottish charities saw incomes decrease between 2020 and 2021, as many groups closed their doors and put a halt to all or most activities.
- 72% of Scottish charities decreased expenditure between 2020 and 2021 (fig 1 below).
- 8 out of 10 **small** charities saw their income and their expenditure drop.
- However, 2 in 5 medium and large charities saw incomes increase, and 1 in 3 of them increased their expenditure between 2020 and 2021 (fig 1).

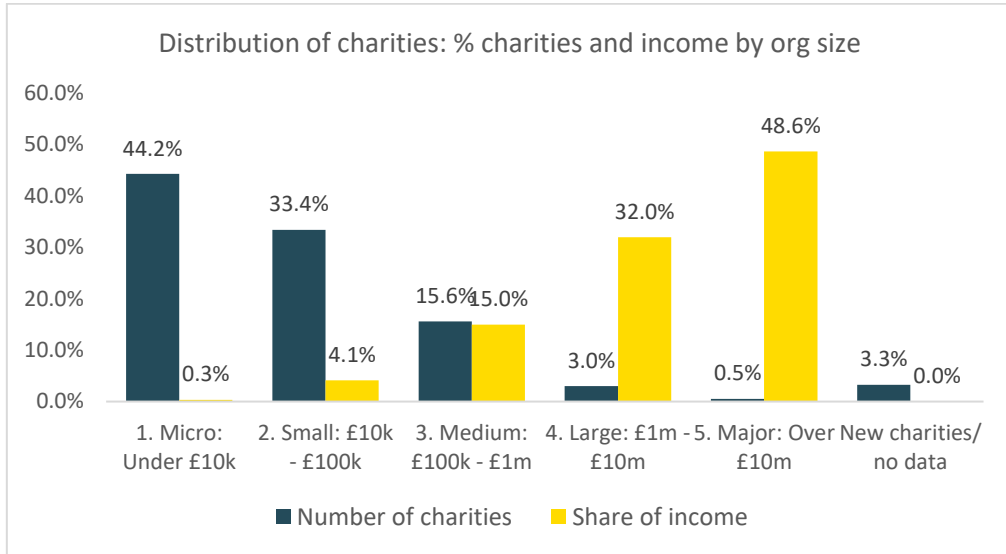
During the pandemic many charities were not only able to continue providing their services, but adapted and increased activities to meet new demand. Growth was driven by larger charities, particularly those involved in Housing, Social Care, and Community Development. Grant-making bodies also increased spending by £56m.



- On average 3 new charities are registered every day, while around 2 per day are wound up. Both charity formations and dissolutions appear to be down slightly during the pandemic, although this may simply be due to a time lag.

Size and shape

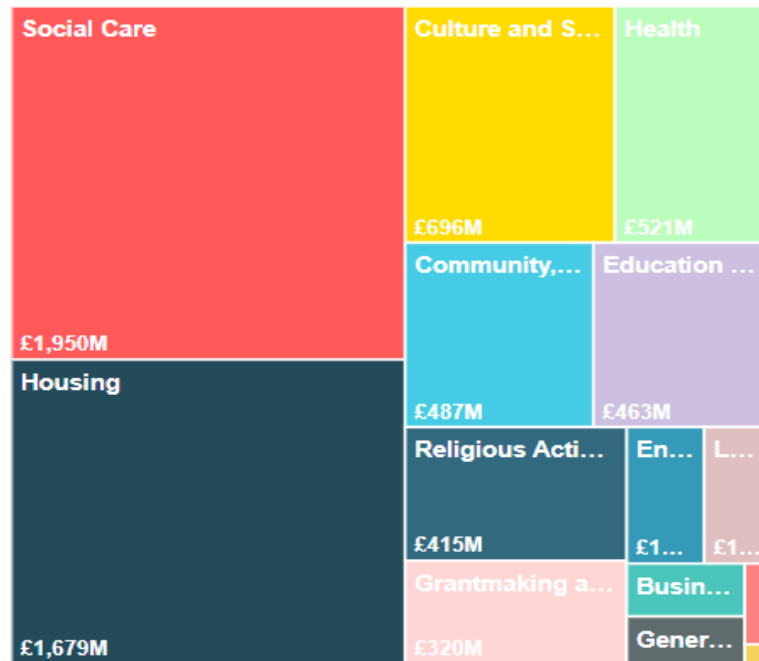
- Small charities (Under £100k and new charities) make up 80% of the charity sector, but account for only 4.5% of its annual turnover – a large social impact but only a small financial footprint.
- Large charities with incomes over £1m make up only 3.5% of the sector but these 843 charities account for 80% of the sector's annual income.
- Over half of all voluntary organisations are involved in Social Care, Culture and Sport, or Community Development activities.
- Social Care and Housing account for over half the Scottish charity sector's income (£3.6bn).



Number of Organisations by Activity



Distribution of Income by Activity



People

- 1,182,000 formal volunteers¹ supported activities in 2020.
- 26% of adults in Scotland took part in formal volunteering in 2020.
- 28% of Scottish charities employ paid staff while the remainder rely on unpaid volunteers.
- The total number of people employed by charities and the wider voluntary sector in Scotland is estimated to be over **135,000 paid staff**.
- Scottish charities employed **118,644 paid staff** in 2021.
- 5% of Scotland's 2.67m workers are employed in the voluntary sector.
- Women made up 64.5% of the sector's workforce in 2020– similar to the public sector, but far higher than the private sector.
- 46% of the sector's employees work part-time – this is far higher than both the public (28%) and private sector (26%).
- 23% of sector employees have a disability based on the Equality Act definition - this is significantly higher than the public (14%) and private sector (13%).
- 12.5% of sector workers were paid below the real Living Wage in 2021², with a disproportionate number of women, young people and minorities on low pay.

¹ <https://www.volunteerscotland.net/for-organisations/research-and-evaluation/publications/covid-19-research/adult-volunteering-participation-in-2020/>

² <https://www.livingwage.org.uk/all-work-and-low-pay%3F-third-sector-and-real-living-wage> and <https://www.gov.scot/publications/annual-survey-of-hours-and-earnings-2021/>

Appendices

Number of organisations

Voluntary Sector in Scotland in 2022	Number of Organisations
Scottish charities ³	23,813
UK-wide voluntary sector charities operating in Scotland	1,152
Community groups without charitable status ⁴	19,489
Community Amateur Sports Clubs ⁵ (CASCs)	553
Community Interest Companies limited by guarantee without shares ⁶	968
Credit Unions ⁷	83
Social Enterprises not covered by the categories above ⁸	450
Total charities, voluntary groups and social enterprises	46,508

ICNPO field of work	Charities	Income	Staff
Social Care	7,029	£1,949 m	55,218
Culture and Sport	4,520	£702 m	11,745
Religious Activities	3,518	£415 m	6,610
Community, economic and social development	2,983	£488 m	8,679
Education and Research	1,123	£456 m	5,838
Health	1,108	£521 m	11,557
Environment and Animals	899	£148 m	2,377
Grant-making and volunteering	769	£320 m	605
General charitable purpose	688	£78 m	230
Law, advocacy and civic organisations	577	£130 m	3,119
Housing	207	£1,655 m	9,298
Business and professional associations	167	£76 m	862
Not elsewhere classified	158	£7 m	142
Umbrella bodies	67	£31 m	846
Total	23,813	£6,978 m	117,126

³ The figure of 23,838 Scottish charities and the following income and staffing data excludes public bodies (NDPBs) and formal education providers such as universities and colleges, with 122 charities excluded.

⁴ Data from Third Sector Interfaces through shared MILO database: [Community Groups in Scotland 2022](#)

⁵ CASC data from <https://www.gov.uk/government/publications/community-amateur-sports-clubs-casc-registered-with-hmrc-2>. The list of registered CASCs shows 564 CASCs based in Scotland.

⁶ Data from CIC Regulator [Annual Report 2020](#) and Companies House [register](#)

⁷ <https://www.bankofengland.co.uk/statistics/credit-union/2021/annual-statistics-2021>

⁸ Estimate based on data from [Social Enterprise Census 2019](#)

Paid staff

Voluntary Sector in Scotland in 2022	Paid staff headcount
Scottish voluntary sector charities	118,644
UK-wide voluntary sector charities operating in Scotland ⁹	Estimate c. 13,600*
Scottish voluntary groups without charitable status	No data
Scottish Community Amateur Sports Clubs (CASCs)	No data
Scottish Community Interest Companies (CICs)	Estimate c. 2,500 *data to follow
Credit Unions	412
Total	135,156*

- Scottish charities employed 127,327 paid staff in 2021.
- A further 13,600 staff are estimated to be employed in Scotland by UK-wide charities, taking the total number of charity employees in Scotland to 140,927.
- No data currently available on paid staff of community groups without charitable status or Community Amateur Sports Clubs (CASCs). However, they are mostly assumed to be small with no or few staff.
- An estimated 2,000+ are employed by Community Interest Companies (CICs) taking the total number of employees up to 149,306 paid employees (headcount).
- Data on CIC employees is published in annual accounts on Companies House but no overall figure for Scotland currently available.¹⁰ Based on a random sample of over 75 CIC accounts, the average headcount in 2020/21 was 4.4 employees.

SME staffing bands	Number of Scottish charities per band	Number of staff within each band
LARGE 250+ staff	65	53,473
MEDIUM 51 to 250 staff	297	31,724
SMALL 11 to 50 staff	1,314	26,241
MICRO <10 staff	5,026	15,889
MICRO no staff	14,699	-
TOTAL	23,813	127,327

⁹ Conservative estimate of 8% of the 170,500 staff employed by UK-wide voluntary sector charities, based on a sample of annual reports carried out in 2015 which suggested between 8 to 12% of staff of cross-border charities are employed in Scotland. 63% of Cross-border charities report had staff in Scotland in 2012 – see [OSCR report](#).

¹⁰ Data on CIC employees is published in individual annual accounts on Companies House but no overall figure for Scotland currently available. Based on a random sample of 80+ CIC accounts, 60% employed staff with an average headcount of 3.5 employees in 2020/21. This data may have been collected as part of the 2021 Social Enterprise Census – inquiry in process. If data is not available further sampling of accounts can be carried out for a more robust estimate.

Volunteers

	Participation rate in 2020	Estimated number of volunteers in 2020
Formal volunteers	26%	1,182,796

Volunteering data from Volunteer Scotland¹¹ and Scottish Household Survey¹²

Formal volunteering (volunteering regularly with an organisation) has remained steady at 26%. Despite many voluntary organisations losing volunteers due to shielding and activities put on hold due to social distancing and lockdowns, this appears to have been balanced by an increase in volunteering in other areas such as mutual aid and covid-related support:

- Sports and youth/children’s activities saw a drop in volunteering.
- However, local community/neighbourhood volunteering rose from 22% in 2019 to 25% in 2020

Informal volunteering on the other hand experienced some major shifts in 2020 due to the impact of Covid, with participation rates increasing from 36% in 2018 to 56% in 2020, with around 2.5 million adults providing unpaid help to friends and neighbours.

Some types of informal volunteering soared:

- Keeping in touch with someone who is at risk of being lonely increased from 18% in 2018 to 69% in 2020
- Doing shopping, collection pension, collecting benefits or paying bills increased from 12% to 51%

Income and Expenditure

Voluntary Sector in Scotland in 2022	£ Income	£ Expenditure
Scottish voluntary sector charities	£7,193,121,373	£6,709,885,268
UK-wide charities operating in Scotland (estimate based on 10% of UK turnover and spend ¹³)	£1,256,290,000	£1,194,209,077
Credit Unions in Scotland	£40,799,000	£29,220,000
Scottish voluntary groups without charitable status	No data	No data
Scottish Community Amateur Sports Clubs (CASCs)	No data	No data
Scottish Community Interest Companies (CICs)	*data to follow	*data to follow
TOTAL KNOWN INCOME	£8,490,210,373	£7,933,314,345

¹¹ <https://www.volunteerscotland.net/for-organisations/research-and-evaluation/publications/covid-19-research/adult-volunteering-participation-in-2020/>

¹² <https://www.gov.scot/publications/scottish-household-survey-2020-telephone-survey-key-findings/documents/>

¹³ Conservative estimate of 10% based on [OSCR data on cross-border charities](#) average of 13.5%.

	Nominal Income (not adjusted for inflation)	Income in Real Terms (2020-21 prices)¹⁴
2018-19	£6,888,391,990	£7,442,610,973
2019-20	£7,044,338,353	£7,442,061,486
2020-21	£7,193,121,373	£7,193,121,373

¹⁴ <https://www.gov.uk/government/statistics/gdp-deflators-at-market-prices-and-money-gdp-june-2021-quarterly-national-accounts>