

AZTEC HISTORY



COACHING & POSTSEASON HISTORY · YEAR-BY-YEAR RESULTS · HONORS · 1,000-POINT SCORERS


COACHING HISTORY



Kathleen Wallace



Richie Spears



Earnest Riggins



Beth Burns



Barb Smith



Jim Tomey



Beth Burns



Stacie Terry

Western Collegiate Athletic Association

Year	W-L	Overall W-L	Conf. Place	Coach	MVP	Postseason
1976-77	4-16	1-7	4th	Kathleen Wallace	N/A	N/A
1977-78	10-18	0-8	5th	Kathleen Wallace	Laura Dion	N/A
1978-79	13-16	0-8	5th	Richie Spears	Deb Hoistad	N/A
1979-80	23-10	6-6	4th	Richie Spears	Judy Porter	N/A
1980-81	25-11	6-6	4th	Richie Spears	Diena Pels	ATAW Regionals
1981-82	20-13	4-8	5th	Richie Spears	Judy Porter	N/A
1982-83*	10-18	3-11	6th	Spears/Steve Salvo*	Judy Porter	N/A
1983-84	24-6	9-5	3rd	Earnest Riggins	Tina Hutchinson	NCAA Second Round
1984-85	21-9	9-5	4th	Earnest Riggins	Penny Toler	NCAA Second Round

Big West Conference (Formerly the Pacific Coast Athletic Association)

Year	W-L	Overall W-L	Conf. Place	Coach	MVP	Postseason
1985-86	14-17	6-8	1-4th	Earnest Riggins	Shelda Arceneaux	N/A
1986-87	13-16	9-9	1-6th	Earnest Riggins	Jessica Haynes	N/A
1987-88	21-10	11-7	1-4th	Earnest Riggins	Chana Perry	N/A
1988-89	25-9	12-6	1-4th	Earnest Riggins	Chana Perry	WNIT Finals
1989-90	7-23	6-12	8th	Beth Burns	Julie Evans	N/A

Western Athletic Conference

Year	W-L	Overall W-L	Conf. Place	Coach	MVP	Postseason
1990-91	14-14	6-6	4th	Beth Burns	Kieishsha Garnes	N/A
1991-92	18-11	9-5	4th	Beth Burns	Michelle Miles	N/A
1992-93	19-9	9-5	1-2nd	Beth Burns	Falisha Wright	NCAA First Round
1993-94	26-5	13-1	1st	Beth Burns	Sorri Epps, Rachele Johnson	NCAA Second Round
1994-95	24-6	14-0	1st	Beth Burns	Falisha Wright, Christina Murguia	NCAA First Round
1995-96	20-8	9-5	3rd	Beth Burns	Jodi Nowlin	N/A
1996-97	23-7	15-1	1st	Beth Burns	Jodi Nowlin-Tres, Sandy Wright	NCAA First Round
1997-98	10-15	4-10	7th	Barb Smith	Charley Murray	N/A
1998-99	7-19	4-10	7th	Barb Smith	Charley Murray	N/A

Mountain West Conference

Year	W-L	Overall W-L	Conf. Place	Coach	MVP	Postseason
1999-00	9-19	4-10	1-6th	Barb Smith	Team	N/A
2000-01	13-15	5-9	6th	Barb Smith	Team	N/A
2001-02	10-18	2-12	7th	Barb Smith	N/A	N/A
2002-03	9-18	3-11	7th	Jim Tomey	N/A	N/A
2003-04	8-20	3-11	7th	Jim Tomey	N/A	N/A
2004-05	8-20	2-12	1-7th	Jim Tomey	N/A	N/A
2005-06	3-24	0-16	9th	Beth Burns	Michelle Strawberry	N/A
2006-07	12-16	5-11	7th	Beth Burns	Quenese Davis	N/A
2007-08	18-13	7-9	1-5th	Beth Burns	Jené Morris	N/A
2008-09	24-8	13-3	1-1st	Beth Burns	Quenese Davis, Jené Morris	NCAA Second Round
2009-10	23-11	10-6	1-3rd	Beth Burns	Quenese Davis, Jené Morris	NCAA Sweet 16
2010-11	12-17	6-10	6th	Beth Burns	N/A	N/A
2011-12	25-7	12-2	1st	Beth Burns	N/A	NCAA First Round
2012-13	27-7	15-1	1st	Beth Burns	N/A	WNIT Second Round
2013-14	13-17	9-9	1-6th	Stacie Terry	N/A	N/A
2014-15	12-19	8-10	7th	Stacie Terry	N/A	N/A
2015-16	12-19	6-12	1-8th	Stacie Terry	N/A	N/A
2016-17	11-19	6-12	9th	Stacie Terry	Mckynzie Fort	N/A

COACHING RECORDS - ALL GAMES

	Gm.	W	Win L	Pts. Pct.	Pts. SDSU	Avg. Opp.	Avg. SDSU	Opp.
Kathleen Wallace (1976-78)	48	14	34	.292	3,011	3,501	62.7	72.9
Richie Spears (1979-83)	146	88	58	.603	9,383	8,502	64.7	58.6
Steve Salvo* (1983)	13	3	10	.231	887	1,073	68.2	82.5
Earnest Riggins (1984-89)	185	118	67	.638	14,061	12,694	69.1	63.1
Beth Burns (1990-97; 2005-13)	481	295	186	.613	31,523	28,912	65.5	60.1
Barb Smith (1997-2002)	135	49	86	.363	8,130	8,646	60.2	64.0
Jim Tomey (2002-05)	83	25	58	.301	4,610	5,156	55.5	62.1
Stacie Terry (2013-present)	122	48	74	.402	7,396	7,968	60.6	65.3
Totals	1,213	640	573	.528	77,096	74,341	65.1	63.0

*Steve Salvo was appointed acting head coach on Jan. 21, 1983.

ALL-TIME AZTEC ASSISTANT COACHES

Nicole Anderson	2003-04
Yvette Angel	1990-92
Adam Barrett	2013
Mike Callahan	1978-83
Ciara Carl	2014-17
Jorge Cerna	2011-12
Fred Chmiel	2009-10
Jesse Clark	2014-17
DeAnn Craft	1998
Eileen Feeney	1996-97
Dustin Finley	2005
Kathy Flannigan	1985-87
Susie Gardner	1993-96
Nick Grant	2015-17
Jennifer Gross	2003-04
Matt Hart	2003-04
Steve Huber	2000-02
Renee Jimenez	2006-08
Carlos Knox	2011
Susan Kubala	1991-93
Judy LaWinter	1979
Jan Martin	1989
Kyla McDaniel	1998-99
Cathy McDonald	1997
Mickey McGlade	1980-82
Dana McGraw	2001-02
Michelle Miles	1993
Kate Paye	1996, 2006-07
Krista Poehler	2005
Jennifer Price	1998-99
Tammi Reiss	2011-13
Steve Salvo	1983-84
Yvonne Sanchez	2000
Trisha Sears	2001-02
Shanele Stires	2009-10
Pam Tanner	1994-95
Mark Trakh	2010
Heidi VanDerveer	2007
Aisha Veasley	2014
Ken Weeks	1988-89
Fentriss Winn	2005
Jualeah Woods	2006-13



From L-R
Ciara Carl, Stacie Terry, Nick Grant, Jesse Clark

YEAR-BY-YEAR RESULTS



1976-77

Overall record: 4-16

Conference record: 1-7 (Western Collegiate)

Head Coach: Kathleen Wallace

N.29	Northern Arizona	W	64-44
D.10	Cal State L.A.	L	62-67
<i>Cal Poly Pomona Tournament (Pomona, Calif.)</i>			
D.17	at Cal Poly Pomona	L	38-103
D.18	vs. Cal Poly	L	46-55
<i>Chico State Tournament (Chico, Calif.)</i>			
J.6	vs. Pepperdine	W	62-45
J.7	at Chico State	L	53-62
J.8	vs. Long Beach State	L	60-81
J.13	Fresno State	W	61-42
J.14	Cal State Fullerton*	L	40-78
J.21	at USC*	W	62-59
J.22	at Biola	L	60-70
J.25	at UCLA*	L	42-93
J.29	at Long Beach State*	L	60-76
F.5	at Cal Poly Pomona	L	68-82
F.8	USC*	L	61-85
F.11	at Cal State Fullerton*	L	56-101
F.12	at UC Santa Barbara	L	43-56
F.18	Long Beach State*	L	74-95
F.25	UCLA*	L	45-98
M.4	Cal Poly Pomona	L	47-80

1977-78

Overall record: 10-18

Conference record: 0-8 (Western Collegiate)

Head Coach: Kathleen Wallace

Cal Poly SLO Tournament (San Luis Obispo, Calif.)

D.2	at Cal Poly SLO	L	79-80
D.2	vs. Fresno State	W	82-60
D.3	vs. San José State	W	89-83
D.9	Cal Poly Pomona	L	60-69
D.12	Pepperdine (OT)	L	71-72
D.16	UC Irvine	W	93-55
D.23	Brigham Young	L	60-70
J.5	at Cal State L.A.	W	75-40
J.10	Cal State Fullerton*	L	76-80
J.13	at Northern Arizona	W	77-65
J.14	at Arizona State	L	65-86
J.17	USC*	L	57-69
J.20	UC Santa Barbara	W	66-57
J.21	Cal State L.A.	W	68-58
J.26	at Long Beach State*	L	68-81
J.28	UCLA*	L	49-96
F.1	at Cal Poly SLO	W	62-50
F.2	at Fresno State	W	61-44
F.3	at UC Santa Barbara	L	59-73
F.7	USC*	L	83-99
F.11	at Cal State Fullerton*	L	65-102
F.14	at Cal State Northridge	L (OT)	70-76
F.16	Long Beach State*	L	52-79
F.17	at Pepperdine	L	64-75
F.22	at UCLA*	L	44-104
F.23	Biola	L	58-79
F.28	San Diego	W	83-31

M.3	at Cal Poly Pomona	L	71-96
-----	--------------------	---	-------


1978-79

Overall record: 13-16

Conference record: 0-8 (Western Collegiate)

Head Coach: Richie Spears

N.28	UC San Diego	W	72-33
D.1	Cal Poly SLO	W	50-37
D.3	Pepperdine	L	53-59
D.8	at Cal Poly Pomona	L	31-74
D.9	Cal State L.A.	W	52-49
D.11	San Diego	W	98-17
<i>California Invitational (Berkeley, Calif.)</i>			
D.14	at California	W	74-69
D.15	vs. Texas Tech	W	52-50
D.16	vs. Long Beach State	L	50-74
D.19	UC Irvine	W	69-54
D.19	Biola	L	48-50
J.13	at UC Santa Barbara	W	51-47
J.17	at Cal State Fullerton*	L	42-58
J.20	USC*	L	47-61
J.25	at UCLA*	L	30-90
J.27	Long Beach State*	L	66-82
F.2	at UNLV	L	58-78
F.6	Cal State Northridge	W	74-65
F.7	at Pepperdine	L	44-60
F.9	Cal Poly Pomona	L	59-72
F.10	Cal State Fullerton*	L	48-53
F.15	at Long Beach State*	L	51-52
F.16	Cal State L.A.	L	67-74
F.17	UC Santa Barbara	W	55-37



Diana Pels was the team MVP in 1980-81, after leading the Aztecs to a 25-11 record and a spot in the AIAW regionals.

F.23	UCLA*	L	51-84
F.24	at UC Irvine	W	54-53
F.25	CS Dominguez Hills	W	71-33
M.1	USC*	L	44-67
M.3	San Diego	W	74-35

1979-80

Overall record: 23-10

Conference record: 6-6 (Western Collegiate)

Head Coach: Richie Spears

N.13	at U.S. International	W	85-25
<i>Cal Poly SLO Tournament (San Luis Obispo, Calif.)</i>			
N.16	vs. San José State	L	45-56
N.16	vs. UC Santa Barbara	W	67-45
N.17	vs. Fresno State	W	61-59
N.20	Biola	W	88-64
N.27	at Cal State Northridge	W	68-36
N.30	at UNLV	L	67-90
D.7	at Cal Poly Pomona	L	60-63
D.8	UC Irvine	W	67-66
D.11	Northern Colorado	W	85-61
<i>Cal Poly Pomona Tournament (Pomona, Calif.)</i>			
D.13	vs. Pepperdine	W	65-46
D.14	vs. Michigan State	L	42-58
D.15	vs. Utah	W	57-54
D.17	at UC Irvine	W	47-42
J.5	Cal Poly Pomona	W	60-53
J.8	UCLA*	L	60-73
J.10	Alaska Anchorage	W	70-40
J.13	Cal State Fullerton*	W	49-46
J.15	Hawai'i	W	58-54
J.19	Long Beach State*	L	63-73
J.22	San Diego	W	80-41
J.25	at Arizona*	W	66-65
J.26	at Arizona State*	W	52-49
F.1	UNLV	W	75-67
F.5	USC*	L	62-65
F.7	at UCLA*	L	63-95
F.8	at U.S. International	W	(forfeit)
F.12	at Long Beach State*	L	61-63
F.15	at Cal State Fullerton*	W	67-59
F.22	Arizona State*	W	79-60
F.23	Arizona*	W	88-37
F.28	at San Diego	W	75-21
F.29	at USC*	L	63-66

1980-81

Overall record: 25-11

Conference record: 6-6 (Western Collegiate)

Head Coach: Richie Spears

N.22	at Pepperdine	W	78-61
D.2	San Diego	W	79-34
<i>Dial Classic (Peterson Gym)</i>			
D.5	Utah State	W	79-51
D.6	Bishop's University	W	55-47
D.9	Pepperdine	W	58-52
D.13	at UNLV	W	70-61
<i>Cal Poly Pomona Tournament (Pomona, Calif.)</i>			
D.18	vs. Cal State Northridge	W	70-47

YEAR-BY-YEAR RESULTS



D.19	vs. Arizona State	W	62-54
D.20	at Cal Poly Pomona	W	66-50

Sourdough Invitational (San Francisco, Calif.)

J.2	vs. Montclair State	W	64-61
J.3	at San Francisco	L	52-61
J.7	Memphis State	L	56-69
J.9	Colorado	W	71-55
J.11	Hawai'i	W	65-35
J.14	at Cal State Fullerton*	W	66-58
J.21	USC*	L	46-75
J.26	UNLV	W	78-59
J.27	Pacific	L	62-70
J.30	Arizona State*	W	65-55
J.31	Arizona*	W	73-54
F.3	UCLA*	W	64-56
F.11	Long Beach State*	L	65-76
F.14	Cal State Fullerton*	W	77-52
F.17	Cal Poly Pomona	W	64-50
F.20	at Arizona State*	L	66-70
F.21	at Arizona*	W	64-46
F.24	at Long Beach State*	L	58-68
F.26	at San Diego	W	65-46
M.6	at UCLA*	L	61-82
M.8	at USC*	L	45-58

AIAW Regional Tournament (Malibu, Calif.)

M.12	vs. California	W	77-64
M.13	vs. Long Beach State	L	56-71
M.14	vs. UCLA	L	54-61

Northern Lights Invitational (Anchorage, Alaska)

M.20	vs. Purdue	W	72-48
M.21	vs. Notre Dame	W	71-34
M.22	vs. Houston	W	50-41

1981-82

Overall record: 20-13

Conference record: 4-8 (Western Collegiate)

Head Coach: Richie Spears

N.13	at Biola	W	79-36
N.17	U.S. International	W	90-39
N.23	Washington State	W	59-58
N.28	Brigham Young	W	75-55
N.29	San Francisco	W	62-47
D.1	at Pepperdine	W	75-50

Dial Classic (Peterson Gym)

D.4	Houston	W	59-57
D.10	San Diego	W	76-57
D.11	at Cal Poly Pomona	L	62-66
D.14	Santa Clara	W	65-48

Queens College Tournament (Flushing, N.Y.)

D.27	vs. Detroit	L	47-56
D.28	at Queens	W	81-64
D.29	vs. Virginia	L	34-38
J.5	Northern Arizona	W	77-42
J.6	Oklahoma	W	68-65
J.11	Old Dominion	L	62-79
J.14	Cal State Fullerton*	W	91-77
J.18	at UC Irvine	L	56-58
J.21	Hawai'i	W	80-28
J.23	at Long Beach State*	L	53-65



Heidi Bauer scored 1,024 points over her four-year SDSU career that spanned from 1981 to 1985.

J.29	at Arizona*	W	71-59
J.30	at Arizona State*	L	57-78
F.2	UCLA*	L	64-70
F.6	USC*	L	59-77
F.10	at San Diego	W	72-46
F.12	Pepperdine	W	58-52
F.15	UC Irvine	W	64-60
F.17	Long Beach State*	L	70-79
F.20	at Cal State Fullerton*	W	56-54
F.24	Arizona State*	L	67-69
F.26	Arizona*	W	74-42
M.3	at UCLA*	L	51-76
M.5	at USC*	L	55-73

1982-83

Overall record: 10-18

Conference record: 3-11 (Western Collegiate)

Head Coach: Richie Spears/Steve Salvo

N.27	at Pepperdine	L	59-62
D.1	at Weber State (OT)	L	93-95
D.2	at Utah State	W	96-63
D.4	at Utah	L	77-87

Dial Classic (Peterson Gym)

D.10	Texas-El Paso	W	105-72
D.11	San Francisco	W	80-61
D.14	USC*	L	66-102
D.18	New Mexico State	W	90-65
D.31	Oregon State	L	49-54
J.3	Cal Poly Pomona	W	65-59
J.6	Oregon	W	79-71
J.8	San Diego	W	83-56
J.13	at North Carolina	L	74-84
J.14	at Duke	L	68-82
J.16	at Old Dominion	L	76-79
J.21	Arizona*	W	82-60
J.22	Arizona State*	L	73-78
J.25	at Cal State Fullerton*	L	58-97
J.29	UCLA*	L	56-72
F.4	at Arizona State*	L	78-82

F.5	at Arizona*	W	64-63
F.9	at Long Beach State*	L	67-112
F.12	at Stanford*	L	60-78
F.15	Cal State Fullerton*	W	80-77
F.23	at UCLA*	L	58-100
F.26	at USC*	L	63-89
M.1	Long Beach State*	L	76-80
M.8	Stanford*	L	72-85

1983-84

Overall record: 24-6

Conference record: 9-5 (Western Collegiate)

Head Coach: Ernest Riggins

N.21	Biola	W	99-59
N.26	at Cal State Northridge	W	95-65
N.29	Hawai'i	W	95-67

Dial Classic (Peterson Gym)

D.2	Lewis-Clark State	W	111-41
D.3	San Diego	W	74-51
D.6	at San Diego	W	73-44
D.8	Pepperdine	W	95-82
D.16	Utah State	W	132-64
D.20	at UC Riverside	W	92-58
D.27	at Pepperdine	W	103-81
J.2	Nevada	W	90-44
J.4	Texas-El Paso	W	116-59
J.7	UC Santa Barbara	W	122-62
J.10	Cal State Fullerton*	W	77-65
J.14	at Texas-El Paso	W	85-65
J.17	Long Beach State*	L	76-82
J.19	at USC*	L	84-101
J.28	UCLA*	W	82-66
F.2	at Arizona*	W	68-66
F.4	at Arizona State*	L	81-83
F.11	Stanford*	W	81-67
F.15	at UCLA*	W	71-68
F.18	USC*	L	67-86
F.21	at Cal State Fullerton*	W	78-64
M.1	Arizona State*	W	83-65
M.3	Arizona*	W	75-63
M.7	at Long Beach State*	L	63-68
M.10	at Stanford*	W	86-43

NCAA Tournament (Peterson Gym)

M.16	Oregon	W	70-63
------	--------	---	-------

NCAA Tournament (Los Angeles, Calif.)

M.17	vs. Long Beach State	L	73-91
------	----------------------	---	-------

1984-85

Overall record: 21-9

Conference record: 9-5 (Western Collegiate)

Head Coach: Ernest Riggins

N.21	Cal Poly Pomona	W	87-71
------	-----------------	---	-------

L'EGGS Classic (Las Cruces, N.M.)

N.23	vs. Texas-El Paso	W	92-52
N.24	vs. West Texas State	W	82-63
N.28	at Missouri	W	76-70

Illinois Classic (Champaign, Ill.)

N.30	vs. Central Michigan	W	81-45
D.1	vs. Loyola of Chicago	W	83-62

YEAR-BY-YEAR RESULTS



D.4	San Diego	W	97-57
<i>Dial Classic (Peterson Gym)</i>			
D.14	Montana State	W	87-52
D.15	Southern Illinois	L	73-77
D.21	San José State	W	97-67
D.27	Minnesota	W	82-66
D.31	Oregon State	L	66-68
<i>Kangaroo Shootout (Peterson Gym)</i>			
J.4	Hardin-Simmons	W	112-37
J.5	Louisiana-Monroe (OT)	L	87-89
J.9	Arizona State*	W	78-65
J.11	Arizona*	W	74-56
J.16	Long Beach State*	L	78-105
J.19	UCLA*	W	77-68
J.23	at Cal State Fullerton*	L	65-73
J.28	at USC*	W	61-59
F.5	at Long Beach State*	L	65-92
F.9	at Stanford*	W	73-59
F.14	at Arizona*	W	63-56
F.16	at Arizona State*	W	104-82
F.20	Cal State Fullerton*	W	83-73
F.23	USC*	L	77-90
F.27	at UCLA*	L	64-86
M.8	Stanford*	W	76-60
<i>NCAA Tournament (Las Vegas, Nev.)</i>			
M.15	at UNLV	W	70-68
<i>NCAA Tournament (Monroe, La.)</i>			
M.22	at Louisiana Tech	L	64-94



Brooke Meadows pulled down 693 rebounds and also scored 1,310 points in 125 games from 1986-89.

1985-86			
Overall record: 14-17			
Conference record: 6-8 (Big West)			
Head Coach: Ernest Riggins			
N.27	at Minnesota	L	59-72
N.29	at Southern Illinois	L	55-76
<i>Dial Classic (Peterson Gym)</i>			
D.6	Jackson State	W	90-77
D.7	New Orleans	W	60-58
D.11	at San Diego	W	67-54
D.21	at Cal Poly Pomona	L	74-78
<i>Orange Bowl Super 8 Classic (Miami, Fla.)</i>			
D.29	at Miami	L	51-88
D.30	vs. Rutgers	L	66-76
D.31	vs. West Virginia	W	73-71
<i>Kangaroo Shootout (Peterson Gym)</i>			
J.3	New Mexico State	W	65-56
J.4	Temple	W	66-61
J.10	at Cal State Fullerton*	L	70-71
J.13	at Louisiana Tech	L	43-87
J.15	at Louisiana-Monroe	L	63-109
J.23	Pacific*	W	97-80
J.25	UC Santa Barbara*	W	88-57
J.28	UCLA	W	96-77
J.30	at UC Irvine*	W	57-52
F.1	UNLV*	W	77-71
F.4	USC	L	73-91
F.6	at UNLV*	L	75-102
F.8	at UC Santa Barbara*	L	63-77
F.10	Long Beach State*	L	77-111
F.13	Cal State Fullerton*	W	91-72
F.15	UC Irvine*	L	69-82
F.18	at Long Beach State*	L	57-104
F.20	at Pacific*	L	75-102
F.28	at Hawai'i*	L	75-79
M.2	at Hawai'i*	W	64-60
<i>PCAA Tournament (Long Beach/Inglewood, Calif.)</i>			
M.6	vs. UC Irvine	W	73-56
M.8	vs. Long Beach State	L	74-116

1986-87			
Overall record: 13-16			
Conference record: 9-9 (Big West)			
Head Coach: Ernest Riggins			
<i>Big O Classic (Corvallis, Ore.)</i>			
N.28	vs. Texas Tech	L	45-79
N.29	vs. Iowa State	L	66-83
<i>Dial Classic (Peterson Gym)</i>			
D.5	Monmouth College	W	54-52
D.6	Southern Illinois	L	57-59
D.9	at USC	L	77-90
D.12	Portland State	W	92-63
D.21	San Diego	W	73-63
D.29	at UCLA	L	56-81
J.3	UC Irvine*	L	48-50
J.6	Cal Poly Pomona	L	60-75
J.8	Long Beach State*	L	59-80
J.10	Cal State Fullerton*	W	68-59
J.15	Fresno State*	W	66-62

J.19	Hawai'i*	W	96-56
J.20	Hawai'i *(OT)	L	67-70
J.24	at UNLV*	L	52-85
J.26	at UC Irvine*	L	53-55
J.29	at Fresno State*	L	63-85
J.31	at San José State*	W	64-60
F.2	at Pacific*	W	85-74
F.5	UC Santa Barbara*	W	67-57
F.7	UNLV*	L	58-63
F.14	at Cal State Fullerton*	L	55-65
F.19	at UC Santa Barbara*	W	69-57
F.21	at Long Beach State*	L	73-109
F.26	Pacific*	W	80-52
F.28	San José State*	W	97-56
<i>PCAA Tournament (Long Beach/Inglewood, Calif.)</i>			
M.5	vs. Hawai'i	W	68-62
M.6	at Long Beach State	L	74-108

1987-88			
Overall record: 21-10			
Conference record: 11-7 (Big West)			
Head Coach: Ernest Riggins			
<i>Maine Tournament (Orono, Maine)</i>			
N.27	vs. Connecticut	W	69-64
N.28	at Maine	L	65-66
D.1	at San Diego	W	85-61
<i>Coors Classic (Peterson Gym)</i>			
D.3	Houston	L	80-84
D.4	Purdue	W	80-74
D.11	Cal State Northridge	W	81-48
<i>Dial Classic (Peterson Gym)</i>			
D.29	Texas-El Paso	W	79-68
D.30	Kansas	W	76-63
J.2	Northern Illinois	W	103-92
J.4	at Pacific*	W	77-56
J.7	UC Santa Barbara*	W	77-51
J.9	UC Irvine*	W	91-45
J.12	at Cal Poly Pomona	W	76-50
J.14	at Fresno State*	L	61-69
J.16	at San José State*	W	95-69
J.21	UNLV*	W	69-63
J.25	Cal State Fullerton*	L	64-67
J.28	at Hawai'i*	W	83-75
J.30	at Hawai'i*	L	58-70
F.4	at UC Irvine*	W	59-55
F.6	at UC Santa Barbara*	W	78-39
F.11	San José State*	W	96-54
F.13	Fresno State*	W	78-57
F.18	at Long Beach State*	L	76-96
F.20	at UNLV*	L	62-67
F.23	Oral Roberts	W	86-61
F.25	at Cal State Fullerton*	L	53-55
M.1	Long Beach State*	L	65-90
M.3	Pacific*	W	101-58
<i>PCAA Tournament (Long Beach/Inglewood, Calif.)</i>			
M.10	vs. Fresno State	W	64-60
M.11	vs. Long Beach State	L	78-94



YEAR-BY-YEAR RESULTS

1988-89

Overall record: 25-9

Conference record: 12-6 (Big West)

Head Coach: Ernest Riggins

Nevada-Reno Holiday Classic (Reno, Nev.)

N.25	vs. Alabama State	W	82-64
N.26	vs. Nicholls State	W	88-45
N.27	vs. Fairfield	W	78-56

SDSU Classic (Peterson Gym)

D.2	Baylor	W	85-40
D.3	Tennessee Tech	W	78-56
D.6	San Diego	W	82-47
D.16	Pacific*	W	76-55
D.19	at Arizona State	W	87-69
J.2	Murray State	W	81-58
J.3	Missouri	W	97-75
J.5	at UC Irvine*	W	78-47
J.7	at UC Santa Barbara*	W	91-61
J.12	San José State*	W	77-64
J.14	Fresno State*	W	94-80
J.19	at Long Beach State*	L	80-99
J.21	at UNLV*	W	55-51
J.25	Hawai'i*	L	60-73
J.26	Hawai'i*	W	56-52
J.28	at Cal State Fullerton*	L	56-57
F.2	UC Santa Barbara*	W	69-55
F.9	at Fresno State*	W	66-61
F.11	at San José State*	W	84-52
F.13	UC Irvine*	W	85-62
F.16	UNLV*	W	65-64
F.18	Long Beach State*	L	80-91
F.20	Cal State Fullerton*	L	65-71

Northern Lights Tournament (Anchorage, Alaska)

F.24	vs. Monmouth	W	71-48
F.25	vs. Old Dominion	L	69-90
F.26	vs. Providence	W	77-69

Big West Tournament (Long Beach, Calif.)

M.4	at Pacific*	L	68-85
-----	-------------	---	-------

Big West Tournament (Long Beach, Calif.)

M.9	vs. Cal State Fullerton	L	60-68
-----	-------------------------	---	-------

WNIT (Amarillo, Texas)

M.23	vs. Radford	W	99-92
M.24	vs. Murray State	W	97-81
M.25	vs. Oregon	L	64-67

1989-90

Overall record: 7-23

Conference record: 6-12 (Big West)

Head Coach: Beth Burns

Coopers & Lybrand Invitational (Chicago, Ill.)

N.24	vs. Alcorn State	L	48-67
N.25	vs. Clemson	L	45-62
D.2	at USC	L	66-73
D.6	San Diego	L	68-76
D.8	at California	L	68-80
D.10	at Stanford	L	45-109
D.18	Northern Arizona	W	66-53

Zuma Jay's Lady Wave Classic (Malibu, Calif.)

D.29	vs. Iowa State	L	59-65
D.30	vs. Texas-San Antonio	L	65-67

D.31	Arizona State	L	50-76
J.3	Northern Illinois	L	79-99
J.6	Long Beach State*	L	53-74
J.9	UNLV*	L	60-91
J.13	Cal State Fullerton*	W	71-68
J.16	at Fresno State*	L	69-83
J.18	at Pacific*	L	64-68
J.20	at San José State*	W	84-74
J.22	at Cal State Fullerton*	L	42-61
J.25	UC Santa Barbara*	L	57-65
J.27	UC Irvine*	W	67-39
F.1	at Long Beach State*	L	63-94
F.3	at UNLV*	L	51-91
F.8	at Hawai'i*	L	49-73
F.10	at Hawai'i*	L	73-88
F.17	Pacific*	L	68-82
F.22	at UC Irvine*	W	67-54
F.24	at UC Santa Barbara*	W	53-51

M.1	San José State*	W	66-42
M.3	Fresno State*	L	60-93

Big West Tournament (Long Beach, Calif.)

M.7	vs. San José State	L	59-81
-----	--------------------	---	-------

1990-91

Overall record: 14-14

Conference record: 6-6 (Western Athletic)

Head Coach: Beth Burns

Saint Mary's Invitational (Moraga, Calif.)

N.23	vs. McNeese State	W	101-55
N.24	at Saint Mary's	L	68-83
N.27	San Diego	W	79-75
D.4	USC	L	54-68

Long Beach State Dial Classic (Long Beach, Calif.)

D.7	vs. Kansas State	L	65-73
D.8	vs. Southern Utah	W	89-46
D.13	UC Santa Barbara	W	76-71
D.18	Texas Tech	L	57-72
D.28	UC Riverside	W	94-61
D.30	Eastern Michigan	W	73-59

J.2	Cal Poly Pomona	W	72-54
J.5	at San Francisco	L	63-65
J.10	Brigham Young* (OT)	W	74-70
J.12	Utah*	W	87-80
J.15	at Fresno State	L	69-85
J.19	at Texas-El Paso* (2OT)	L	71-77
J.25	at Creighton*	L	76-90
J.31	Colorado State*	W	73-50

F.2	Wyoming* (OT)	W	79-75
F.7	at Brigham Young*	W	83-80
F.9	at Utah*	L	58-79
F.14	at Cal State Fullerton	L	49-77
F.16	Texas-El Paso*	W	84-62
F.19	Cal State Northridge	W	70-60
F.23	Creighton*	L	76-82
F.28	at Colorado State* (OT)	L	69-73
M.2	at Wyoming*	L	58-69

WAC Tournament (Laramie, Wyo.)

M.8	vs. Creighton	L	75-78
-----	---------------	---	-------

1991-92

Overall record: 18-11

Conference record: 9-5 (Western Athletic)

Head Coach: Beth Burns

N.23	at San Diego	W	72-68
------	--------------	---	-------

Titan Gatorade Classic (Fullerton, Calif.)

N.29	vs. Georgetown	L	74-78
N.30	vs. Gonzaga	W	69-54
D.3	USC	W	71-64
D.10	Cal Poly Pomona	W	72-49
D.17	UC Irvine	W	70-49
D.21	Hawai'i	L	70-72
D.28	at Seton Hall	L	61-71
D.30	at Iona	W	83-51

J.3	UCLA	L	59-82
J.5	at Loyola Marymount	W	65-54
J.11	Cal State Northridge	W	97-41
J.18	New Mexico*	W	91-44
J.21	Fresno State	L	84-86
J.23	Wyoming*	W	83-63
J.25	Colorado State*	W	101-62
J.30	at Texas-El Paso*	W	82-64

F.1	at Creighton*	L	73-82
F.6	Utah*	W	74-51
F.8	Brigham Young*	L	76-84
F.15	at New Mexico*	W	74-52
F.20	at Colorado State*	W	82-74
F.22	at Wyoming*	W	78-69
F.27	Creighton*	L	75-76
F.29	Texas-El Paso*	W	80-44

M.5	at Brigham Young*	L	65-66
M.7	at Utah*	L	61-77

WAC Tournament (Salt Lake City, Utah)

M.12	vs. Wyoming	W	66-58
M.13	vs. Creighton	L	66-89

1992-93

Overall record: 19-9

Conference record: 9-5 (Western Athletic)

Head Coach: Beth Burns

D.2	San Diego	W	72-66
D.4	Loyola Marymount	W	59-45
D.6	at UCLA	W	77-52
D.11	St. John's	W	51-42
D.17	Oregon State	W	61-50
D.20	Texas A&M	L	62-63

D.28	vs. Georgia	W	70-63
D.29	at Villanova	W	56-54
J.3	USC	W	63-61
J.7	at San Francisco	W	78-56
J.11	at Arizona	L	58-75
J.15	Fresno State*	W	63-40
J.22	at Texas-El Paso*	L	59-70
J.24	at New Mexico*	W	55-44
J.28	Colorado State*	W	82-59
J.30	Wyoming*	W	53-48

F.4	at Utah*	L	42-68
F.6	at Brigham Young*	L	73-82

YEAR-BY-YEAR RESULTS



F.13	at Fresno State*	W	58-55
F.18	New Mexico*	W	78-51
F.20	Texas-El Paso*	L	53-54
F.25	at Wyoming*	L	72-78
F.27	at Colorado State*	W	64-60
M.4	Brigham Young*	W	73-57
M.6	Utah*	W	63-57
<i>WAC Tournament (Salt Lake City, Utah)</i>			
M.10	vs. Fresno State	W	62-38
M.12	at Utah	L	56-74
<i>NCAA Tournament (Athens, Ga.)</i>			
M.17	at Georgia	L	68-85

1993-94

Overall record: 26-5

Conference record: 13-1 (Western Athletic)

Head Coach: Beth Burns

DePaul Thanksgiving Tournament (Chicago, Ill.)

N.26	vs. Purdue	L	60-86
N.27	vs. Army	W	71-53
D.1	at Loyola Marymount	W	60-49
D.4	at San Diego	W	72-51
D.7	Arizona State	W	76-46
D.11	Arizona	L	58-63

Santa Clara Diet Pepsi Shoot-Out (Santa Clara, Calif.)

D.18	vs. Memphis State	W	72-56
D.19	vs. Princeton	W	59-47
D.30	Oregon	W	84-77
J.2	at USC	L	62-82
J.11	Gonzaga	W	69-54
J.13	Utah*	W	62-38
J.15	Brigham Young*	W	74-56
J.18	Cal State Fullerton	W	85-44
J.22	at Fresno State*	W	75-50
J.27	at Colorado State*	W	53-47
J.29	at Wyoming*	W	76-54
F.4	Wyoming*	W	70-61
F.6	Colorado State*	W	84-50
F.11	at New Mexico*	W	98-52
F.13	at Texas-El Paso*	W	67-65
F.18	Texas-El Paso*	W	69-53
F.20	New Mexico*	W	96-36
F.24	at Brigham Young*	L	66-68
F.25	at Utah*	W	71-52
M.5	Fresno State*	W	83-58

WAC Tournament (Salt Lake City, Utah)

M.9	vs. New Mexico	W	95-60
M.11	vs. Fresno State	W	73-53
M.12	vs. Colorado State	W	51-47

NCAA Tournament (Peterson Gym)

M.16	Hawai'i	W	81-75
M.20	Texas A&M	L	72-75



Sandy Wright led San Diego State in assists in each of her two campaigns in 1995-96 and 1996-97.

1994-95

Overall record: 24-6

Conference record: 14-0 (Western Athletic)

Head Coach: Beth Burns

Colorado Coors Classic (Boulder, Colo.)

N.25	vs. George Mason	W	76-60
N.26	at Colorado	L	51-70
N.30	San Diego	W	67-62
D.3	Pepperdine	W	59-56
D.6	USC	L	55-67
D.11	Oregon State	L	55-59
D.17	Loyola Marymount	W	72-32
D.20	Southern Utah	W	77-51

St. John's Tournament (Jamaica, N.Y.)

D.28	vs. Alabama	W	79-76
D.29	at St. John's	L	77-81
J.3	at Northern Arizona	W	72-58
J.5	at Arizona State	W	67-52
J.12	at Utah*	W	70-55
J.14	at Brigham Young*	W	63-55
J.19	New Mexico*	W	85-61
J.21	Texas-El Paso*	W	73-50
J.26	at Wyoming*	W	68-49
J.28	at Colorado State*	W	56-46
F.2	Colorado State*	W	73-51
F.4	Wyoming*	W	81-55
F.9	at Texas-El Paso*	W	72-56
F.11	at New Mexico*	W	75-47
F.17	Fresno State*	W	97-35
F.23	Brigham Young*	W	87-63
F.25	Utah*	W	71-55

M.3	at Fresno State*	W	73-54
<i>WAC Tournament (Albuquerque, N.M.)</i>			
M.8	at New Mexico	W	57-39
M.10	vs. Texas-El Paso	W	71-49
M.11	vs. Utah	L	57-64
<i>NCAA Tournament (Peterson Gym)</i>			
M.16	Montana	L	46-57

1995-96

Overall record: 20-8

Conference record: 9-5 (Western Athletic)

Head Coach: Beth Burns

N.26	at Texas	L	58-69
N.28	at San Diego	W	60-47
D.3	California	W	82-70
D.6	at USC	W	67-66
D.16	Long Beach State	W	72-53
D.18	at Gonzaga	W	78-59
D.20	at Oregon	L	52-59
D.27	Long Island	W	83-38
D.30	Pittsburgh	W	83-69
J.2	Northern Arizona	W	66-61
J.4	at Pepperdine	W	74-62
J.7	Cal Poly	W	64-31
J.11	Brigham Young*	W	85-59
J.13	Utah*	W	67-55
J.18	at New Mexico*	L	56-62
J.20	at Texas-El Paso*	W	81-71
J.25	Texas-El Paso*	W	62-40
J.27	New Mexico*	W	74-52
F.1	at Colorado State*	L	58-66
F.3	at Wyoming*	L	60-66
F.8	Colorado State*	W	66-64
F.10	Wyoming*	W	55-38
F.16	at Fresno State*	W	74-57
F.22	at Utah*	L	56-69
F.24	at Brigham Young*	L	61-78
M.1	Fresno State*	W	76-48

WAC Tournament (Albuquerque, N.M.)

M.6	vs. Fresno State	W	69-48
M.8	vs. Colorado State	L	58-64

1996-97

Overall record: 23-7

Conference record: 15-1 (Western Athletic)

Head Coach: Beth Burns

Baylor Tournament (Waco, Texas)

N.22	vs. Stephen F. Austin	L	62-67
N.23	vs. North Texas	W	64-40
N.26	San Diego	W	55-34
D.1	USC	L	60-71
D.7	Pepperdine	W	66-51
D.10	at Long Beach State	W	75-49
D.13	Georgia State	W	75-46
D.19	Arizona	L	48-66

Maryland Dial Classic (College Park, Md.)

D.28	vs. Southwest Texas State	L	65-68
D.29	vs. Radford	L	59-65
J.2	at San José State*	W	82-37

YEAR-BY-YEAR RESULTS



J.4	at Fresno State*	W	63-50
J.9	UNLV*	W	92-48
J.11	Air Force*	W	70-41
J.16	at Wyoming*	W	54-48
J.19	at Colorado State*	W	70-53
J.22	Texas-El Paso*	W	75-42
J.25	at Hawai'i*	L	44-54
J.30	Fresno State*	W	70-41
F.1	San José State*	W	92-47
F.6	at Air Force*	W	89-57
F.8	at UNLV*	W	62-50
F.13	Colorado State*	W	61-53
F.15	Wyoming*	W	79-48
F.20	Hawai'i*	W	58-53
F.26	at Texas-El Paso*	W	81-52
<i>WAC Tournament (Las Vegas, Nev.)</i>			
M.5	vs. New Mexico	W	57-50
M.7	vs. Hawai'i	W	74-48
M.8	vs. Utah	W	56-50
<i>NCAA Tournament (Knoxville, Tenn.)</i>			
M.15	vs. Oregon	L	68-80

1997-98

Overall record: 10-15

Conference record: 4-10 (Western Athletic)

Head Coach: Barb Smith

N.16	Oregon State	W	63-56
N.23	Toledo	L	67-75
<i>Pepsi Shootout (Eugene, Ore.)</i>			
N.28	vs. Portland State (OT)	L	66-68
D.4	at Penn State	L	56-70
D.7	at Duquesne	W	64-59
D.13	at USC	L	51-62
D.15	UC Santa Barbara	L	79-82
D.19	at Long Beach State	W	68-60
D.28	Kansas State	W	57-53
J.2	Fresno State*	L	52-74
J.4	San José State*	W	68-55
J.10	at Hawai'i*	L	38-88
J.15	at TCU*	L	68-83
J.17	at SMU*	L	62-71
J.22	Tulsa*	W	80-58
J.25	Rice*	L	63-66
J.29	at San José State*	W	77-49
F.1	at Fresno State*	L	72-82
F.3	Hawai'i*	L	48-85
F.7	at Air Force%	W	78-54
F.12	SMU*	L	54-66
F.14	TCU*	W	72-66
F.19	at Rice*	L	61-66
F.21	at Tulsa*	L	52-54
F.26	Air Force%	W	68-59

1999-2000

Overall record: 9-19

Conference record: 4-10 (Mountain West)

Head Coach: Barb Smith

American Dream Classic (Pocatello, Idaho)

N.19	at Idaho State	L	68-72
N.20	vs. Portland	L	49-50
<i>Pacific Bell Classic (Cox Arena)</i>			
N.26	Indiana State	W	53-39
N.27	Missouri	L	61-85
D.1	at San Francisco	L	58-67
D.4	USC	L	60-72
D.9	at UCLA	L	61-82
D.19	Loyola Marymount	L	51-62
D.21	Montana	W	51-49
D.28	at Northern Arizona	L	57-65
D.30	at Cal State Fullerton	W	80-51
J.4	TCU	W	63-51
J.13	Utah*	L	44-53
J.15	Brigham Young*	L	37-60
J.17	Texas A&M-CC	W	57-52
J.20	at New Mexico*	L	47-65
J.22	at Air Force*	L	72-77
J.29	UNLV*	W	54-52
F.3	Wyoming*	L	71-78
F.5	Colorado State*	W	68-58

1998-99

Overall record: 7-19


Conference record: 4-10 (Western Athletic)

Head Coach: Barb Smith

N.14	San Francisco	L	43-54
N.17	at Oregon State	L	67-71
N.23	at Arizona	L	69-76
<i>SDSU Tournament (Cox Arena)</i>			
N.27	Idaho State	W	66-58
N.28	Penn State	L	53-76

Kansas State Tournament (Manhattan, Kan.)

D.4	vs. Detroit	W	78-59
D.5	at Kansas State	L	56-77
D.11	UCLA	L	56-104
D.21	Boston College	L	56-86
D.28	at Toledo	L	72-89
D.30	Duquesne	W	72-65
J.2	at UC Santa Barbara	L	50-78
J.7	New Mexico*	L	53-66
J.9	Texas-El Paso*	W	67-50
J.14	at Utah*	L	60-74
J.16	at BYU* (OT)	L	71-72
J.23	Hawai'i*	L	57-65
J.28	San José State*	W	89-51
J.30	Fresno State*	W	89-68
F.4	at New Mexico*	L	51-75
F.6	at Texas-El Paso*	L	58-64
F.11	Utah*	L	42-64
F.13	BYU*	L	53-66
F.20	at Hawai'i*	L	39-66
F.25	at Fresno State*	L	55-68
F.27	at San José State*	W	78-46



Jamey Cox drained 249 three-pointers during her four-year stay from 1999-2003.

F.10	at Utah*	L	38-63
F.12	at Brigham Young*	L	58-84
F.17	New Mexico*	L	60-66
F.19	Air Force*	W	70-38
F.26	at UNLV*	L	63-69
M.2	at Wyoming*	L	55-63
M.4	at Colorado State*	W	58-51
<i>MW Tournament (Las Vegas, Nev.)</i>			
M.8	Brigham Young	L	37-78

2000-01

Overall record: 13-15

Conference record: 5-9 (Mountain West)

Head Coach: Barb Smith

N.18	at Montana	L	58-68
N.21	at Loyola Marymount	L	59-69
<i>Pacific Bell Classic (Cox Arena)</i>			
N.24	Illinois State	W	88-59
N.25	Chattanooga	L	59-74
N.28	at Portland State	W	53-50
<i>Unilever Lady Tiger Classic (Columbia, Mo.)</i>			
D.1	vs. Alcorn State	W	60-43
D.2	at Missouri	L	69-89
D.6	at San José State	L	54-59
D.18	Cal State Fullerton	W	84-47
D.22	California	W	63-49
D.30	Northern Arizona	W	58-50
J.2	at Cal Poly	W	73-63
J.7	at Texas A&M-CC	W	67-59
J.11	Brigham Young*	W	63-61
J.13	Utah*	L	47-56
J.18	at Air Force*	W	50-49
J.20	at New Mexico*	L	66-86
J.27	UNLV*	L	41-82
F.1	Wyoming*	W	58-50
F.3	Colorado State*	L	54-55

YEAR-BY-YEAR RESULTS



F.8	at Utah*	L	46-62
F.10	at Brigham Young*	L	53-76
F.15	New Mexico*	W	56-53
F.17	Air Force*	W	57-30
F.24	at UNLV*	L	67-68
M.1	at Colorado State*	L	67-81
M.3	at Wyoming*	L	59-73
<i>MW Tournament (Las Vegas, Nev.)</i>			
M.7	vs. New Mexico	L	49-55

2001-02

Overall record: 10-18

Conference record: 2-12 (Mountain West)

Head Coach: Barb Smith

N.16	Cal Poly	W	63-54
N.18	at California	L	60-74
N.23	UC San Diego	L	59-63
N.25	Navy	W	73-69

Cook Children's Hoops Classic (Ft. Worth, Texas)

D.1	vs. Prairie View A&M	W	68-46
D.2	at TCU	L	49-75
D.6	San José State	L	62-65
D.16	Sacramento State	W	72-51
D.20	at UMKC	W	52-51
D.22	at Creighton	L	55-66
D.28	Radford	W	89-42
J.30	Detroit	W	70-56
J.5	Portland State	W	73-51
J.12	at UNLV*	L	55-67
J.17	at Colorado State*	L	49-58
J.19	at Wyoming*	L	51-86
J.23	New Mexico*	L	49-58
J.26	Air Force*	W	58-50
J.31	at BYU*	L	41-67
F.2	at Utah*	L	59-75
F.9	UNLV*	L	49-57
F.14	Wyoming*	L	43-53
F.16	Colorado State*	L	60-69
F.21	at Air Force*	W	83-79
F.23	at New Mexico*	L	53-63
F.28	Utah*	L	45-47
M.2	Brigham Young*	L	56-72
<i>MW Tournament (Las Vegas, Nev.)</i>			
M.6	vs. New Mexico	L	52-65

2002-03

Overall record: 9-18

Conference record: 3-11 (Mountain West)

Head Coach: Jim Tomey

N.22	Centenary	W	75-58
N.25	at Saint Mary's	L	47-60
<i>Fresno State Classic (Fresno, Calif.)</i>			
N.29	vs. Murray State	W	59-54
N.30	at Fresno State	L	49-59
D.4	UC Irvine (OT)	L	58-61
D.11	at San Diego	L	53-72
D.19	American	W	62-45
D.22	Creighton (OT)	L	72-79
D.28	Cal State Northridge	W	75-54

J.5	UMKC	W (ot)	56-52
J.9	at Portland State	L	55-59
J.11	at Sacramento State	W	77-68
J.18	UNLV*	L	49-50
J.23	BYU*	L	46-61
J.25	Utah*	L	44-59
J.30	at New Mexico*	L	42-75
F.1	at Air Force*	W	73-55
F.6	Colorado State*	W	60-47
F.8	Wyoming*	L	52-66
F.15	at UNLV*	L	61-81
F.20	at Utah*	L	22-66
F.22	at BYU*	L	56-87
F.27	Air Force*	W	69-57
M.1	New Mexico*	L	46-64
M.5	at Wyoming*	L	43-60
M.7	at Colorado State*	L	49-81
<i>MW Tournament (Las Vegas, Nev.)</i>			
M.12	vs. New Mexico	L	49-54

2003-04

Overall record: 8-20

Conference record: 3-11 (Mountain West)

Head Coach: Jim Tomey

N.21	Saint Mary's	L	47-52
N.24	Nevada	W	67-52
D.1	at Cal State Fullerton	W	73-50
D.2	at UC Irvine	W	51-40
D.6	at Cal State Northridge	L	52-71
D.10	San Diego	L	60-65
D.14	Southern Methodist	L	55-64
D.20	Oral Roberts	L	54-63
D.22	at Washington State	W	63-56
<i>Lady Blazer Invitational (Birmingham, Ala.)</i>			
D.29	vs. Tennessee-Martin	L	56-59
D.30	vs. Brown	L	49-57
J.6	Santa Clara	L	68-70
J.9	Texas Pan-American	W	59-38
J.17	at UNLV*	L	58-76
J.22	Wyoming*	L	60-71
J.24	Colorado State*	W	58-55
J.29	at New Mexico*	L	42-76
J.31	at Air Force*	W	51-46
F.5	Utah*	L	29-56
F.7	Brigham Young*	L	50-82
F.14	UNLV*	L	56-65
F.19	at Colorado State*	L	56-65
F.21	at Wyoming*	L	46-71
F.26	Air Force* (Peterson Gym)	W	52-50
F.28	New Mexico* (Peterson Gym)	L	44-47
M.4	at Brigham Young*	L	45-56
M.6	at Utah*	L	51-63
<i>MW Tournament (Denver, Colo.)</i>			
M.10	vs. Utah	L	51-68

2004-05

Overall record: 8-20

Conference record: 2-12 (Mountain West)

Head Coach: Jim Tomey

N.23	at San Diego	L	49-64
N.30	Cal State Stanislaus	W	80-65
D.4	Northern Colorado	W	68-65
D.7	at Nevada	L	55-74
D.11	Washington St. (Peterson Gym)	L	50-55
D.18	Cal State Fullerton	W	69-43
D.20	UC Riverside	L	53-65
D.22	at SMU	L	36-80
D.28	at Kansas	L	45-71
D.30	Southern Utah	W	51-37
J.4	Canisius	L	61-71
J.7	Eastern Washington	W	63-59
J.15	UNLV*	W	76-60
J.20	at Colorado State*	L	50-63
J.22	at Wyoming*	L	43-69
J.27	Air Force*	L	44-48
J.29	New Mexico*	L	53-72
F.3	at BYU*	L	49-62
F.5	at Utah*	L	52-65
F.10	Utah Valley State	W	91-45
F.12	at UNLV*	L	54-77
F.17	Wyoming*	L	66-69
F.19	Colorado State*	L	49-56
F.24	at New Mexico*	L	58-78
F.26	at Air Force*	W	77-61
M.3	Utah*	L	54-64
M.5	BYU*	L	61-69
<i>MW Tournament (Denver, Colo.)</i>			
M.9	vs. New Mexico	L	52-81

2005-06

Overall record: 3-24

Conference record: 0-16 (Mountain West)

Head Coach: Beth Burns

N.19	at Wichita State	L	79-91
N.22	San Diego	L	57-67
N.26	at UC Riverside	L	66-71
D.3	at UC Davis	L	36-58
D.10	at Pepperdine	L	56-70
D.16	Portland State	W	75-71
D.20	Boise State	W	54-51
D.22	Pittsburgh	L	56-78
<i>San Diego Surf 'N Slam (Cox Arena)</i>			
D.28	Loyola College	L	43-52
D.30	UC Davis	W	59-45
J.5	at Colorado State*	L	65-68
J.7	Air Force* (OT)	L	59-63
J.11	Utah*	L	39-76
J.14	at UNLV*	L	54-71
J.18	TCU*	L	60-77
J.21	at BYU*	L	39-64
J.25	at New Mexico*	L	45-76
J.28	Wyoming*	L	53-64
F.4	Colorado State*	L	55-68
F.8	at Air Force*	L	45-74

YEAR-BY-YEAR RESULTS



Jené Morris was a two-time WBCA honorable mention All-American after leading the Aztecs to back-to-back NCAA tournament appearances in 2009 and 2010.

F. 11	at Utah*	L	43-78
F. 15	UNLV*	L	48-64
F. 18	at TCU*	L	49-80
F. 22	BYU*	L	49-67
F. 25	New Mexico*	L	48-75
M. 2	at Wyoming*	L	45-78
<i>MW Tournament (Denver, Colo.)</i>			
M. 7	Colorado State	L	58-69

2006-07

Overall record: 12-16
Conference record: 5-11 (Mountain West)
Head Coach: Beth Burns

N. 14	Nevada	L	62-68
N. 17	UC Davis	W	59-52
N. 19	at San Diego	L	46-76
N. 22	at Utah Valley State	L	44-75
N. 24	at Southern Utah	W	55-52
D. 3	Wichita State (OT)	W	74-73
D. 7	Cal Poly (OT)	W	70-68
D. 10	St. Mary's	W	62-57
D. 21	Pepperdine	W	64-53

San Diego Surf 'N Slam (Cox Arena)

D. 28	Brown	W	63-52
D. 30	No. 17/16 George Washington	L	42-76
J. 4	at Utah*	L	48-51
J. 6	at UNLV*	L	54-71
J. 14	Air Force*	W	60-51
J. 17	at Wyoming*	L	47-71
J. 20	Colorado State*	W	75-66

J. 25	Brigham Young*	L	49-54
J. 28	at TCU*	L	57-83
J. 31	at New Mexico*	L	46-76
F. 3	Utah*	W	71-66
F. 8	UNLV*	W	67-54
F. 15	at Air Force*	L	52-60
F. 18	Wyoming*	W	55-47
F. 22	at Colorado State*	L	56-67
F. 24	at Brigham Young*	L	41-65
F. 28	TCU*	L	61-78
M. 3	New Mexico*	L	48-67
<i>MW Tournament (Las Vegas, Nev.)</i>			
M. 7	vs. Wyoming	L	44-56

2007-08

Overall record: 18-13
Conference record: 7-9 (Mountain West)
Head Coach: Beth Burns

N. 11	at Nevada	W	67-61
N. 17	at St. Mary's	W	83-60
N. 20	Southern Utah	W	86-52
<i>LMU/Ayres Hotel Tournament (Los Angeles, Calif.)</i>			
N. 23	vs. Indiana State	L	68-75
N. 24	vs. Jackson State	W	63-44
N. 29	at Cal Poly	W	80-70
D. 2	Cal State Fullerton	W	76-45
D. 5	San Diego	W	58-53
D. 18	Navy	W	91-33
D. 21	No. 2/2 Connecticut	L	53-85

San Diego Surf 'N Slam (Cox Arena)

D. 28	Quinnipiac	L	59-78
D. 30	Western Michigan	W	77-72
J. 9	at TCU*	L	63-86
J. 12	New Mexico*	L	47-60
J. 16	at Utah*	L	62-74
J. 19	at No. 20/21 Wyoming*	L	49-65
J. 23	BYU*	W	62-39
J. 26	at UNLV*	W	75-55
J. 30	Colorado State*	W	86-52
F. 6	at Air Force*	W	62-45
F. 9	TCU*	L	54-75
F. 13	at New Mexico*	L	54-63
F. 16	No. 19/20 Utah*	L	51-63
F. 20	Wyoming*	L	44-55
F. 23	at BYU*	L	43-46
F. 27	UNLV*	W	68-50
M. 1	at Colorado State*	W	76-56
M. 8	Air Force*	W	64-34
<i>MW Tournament (Las Vegas, Nev.)</i>			
M. 12	vs. Wyoming	W	66-54
M. 14	vs. TCU	W	69-67
M. 15	vs. New Mexico	L	59-62

2008-09

Overall record: 24-8
Conference record: 13-3 (Mountain West)
Head Coach: Beth Burns

N.14	Northwestern State	W	67-47
N.16	at Long Beach State	W	67-69

N.20	at No. 1/1 Connecticut	L	55-99
N.25	at San Diego	L	60-63
<i>Waikiki Beach Marriott Classic (Honolulu, Hawaii)</i>			
N.28	at Hawai'i	W	71-48
N.29	vs. Prairie View A&M	W	58-53
N.30	vs. No. 25/22 Iowa State	L	71-87
D.4	UC Riverside	W	54-52
D.11	Montana State	W	85-70
D.21	Loyola Marymount	W	85-70

San Diego Surf 'N Slam (Cox Arena)

D.28	Sacramento State	W	75-47
D.30	No. 4/4 Texas	W	60-55
J.7	Air Force*	W	79-28
J.11	at Utah*	L	52-58
J.14	Wyoming*	W	49-42
J.21	at No. 23 New Mexico*	W	57-52
J.24	BYU*	W	56-36
J.28	at TCU*	L	62-65
J.31	Colorado State*	W	62-61
F.4	UNLV*	W	83-58
F.7	at Air Force*	W	55-37
F.11	Utah*	W	55-49
F.15	at Wyoming*	L	61-64
F.21	New Mexico*	W	75-64
F.25	at BYU*	W	59-47
F.28	TCU*	W	68-63
M.4	at Colorado State*	W	68-66
M.7	at UNLV*	W	61-55

MW Tournament (Las Vegas, Nev.)

M. 13	at UNLV	W	71-63
M. 14	vs. Utah	L	58-63

NCAA Tournament (Cox Arena)

M.21	DePaul	W	76-70
M.23	No. 2/2 Stanford	L	49-77



Queness Davis (2007-10) is the Aztecs' career leader with 670 assists and ranks eighth on the school's all-time list with 1,370 points.



YEAR-BY-YEAR RESULTS

F.9	at Fresno State*	W	74-49
F.13	Colorado State*	W	60-44
F.17	UNLV*	W	86-50
F.20	at Wyoming*	W	57-51
F.23	at Nevada*	W	58-45
F.27	New Mexico*	W	72-44
M.6	at Air Force*	W	73-55
M.9	Boise State*	W	86-45
<i>MW Tournament (Las Vegas, Nev.)</i>			
M.14	vs. Nevada	W	67-39
M.15	vs. New Mexico	W	67-39
M.16	vs. Fresno State	L	70-76
<i>WNIT First Round (Viejas Arena)</i>			
M.20	UC Santa Barbara	W	69-46
<i>WNIT Second Round (Provo, Utah)</i>			
M.23	at Brigham Young	L	58-69

2013-14

Overall record: 13-17
Conference record: 9-9 (Mountain West)
Head Coach: Stacie Terry

N.10	at Sacramento State	L	89-93
N.13	at USC	L	61-65
N.18	San Diego	L	45-48
N.23	No. 19/14 South Carolina	L	54-88
N.30	at UC Santa Barbara	W	71-67
D.3	at No. 23/20 Texas A&M	L	35-72
D.15	UCLA	L	55-56
D.19	Miami (OH)	W	75-64

San Diego Surf 'N Slam (Viejas Arena)

D.28	UC Riverside	W	58-57
D.30	North Carolina State	L	67-84
J.2	Colorado State*	L	61-64
J.8	at Boise State*	L	64-73
J.11	Air Force*	W	72-39
J.15	at Fresno State*	W	70-69
J.18	at UNLV*	L	59-74
J.22	San José State*	W	88-65
J.25	Utah State*	W	88-72

F.1	at Colorado State*	L	48-95
F.5	Boise State*	W	75-65
F.8	at Nevada*	L	65-84
F.12	Wyoming*	L	60-69
F.15	at Air Force*	W	77-66
F.19	at Utah State*	L	69-79
F.22	New Mexico*	W	53-48
F.26	at San José State*	W	77-63
M.1	Fresno State*	L	63-67
M.4	UNLV*	W	64-63
M.7	at New Mexico	L	6-62

MW Tournament (Las Vegas, Nev.)

M.10	vs. Air Force	W	63-56
M.11	vs. Nevada	L	48-53

2014-15

Overall record: 12-19
Conference record: 8-10 (Mountain West)
Head Coach: Stacie Terry

N.14	Sacramento State	W	99-91
N.16	Long Beach State	L	62-74
N.21	at Furman	L	43-60
N.23	at No. 2/3 South Carolina	L	38-89

San Juan Shootout (Guaynabo, Puerto Rico)

N.27	vs. Idaho State	W	68-53
N.29	vs. Michigan	L	50-70
D.7	UC Santa Barbara	W	64-58
D.9	at San Diego	L	44-66
D.18	Washington	L	48-69
D.20	Cal State Northridge	L	54-65
D.23	at UC Riverside	L	54-64
D.31	at Air Force*	W	74-65

J.3	Fresno State*	L	44-56
J.7	at New Mexico*	L	53-62
J.14	Wyoming*	W	57-54
J.17	at UNLV*	L	47-64
J.21	Air Force*	W	70-47
J.24	Colorado State*	L	36-49
J.28	at Fresno State*	L	50-57
J.31	at Utah State*	W	70-59

F.4	Nevada*	W	57-49
F.7	Boise State*	W	57-40
F.11	at Wyoming*	L	66-74
F.14	at Colorado State*	L	42-65
F.18	New Mexico*	L	47-63
F.21	San José State*	W	71-61
F.28	at Boise State*	L	58-64
M.3	UNLV*	W	76-61
M.6	at Nevada	L	44-50

MW Tournament (Las Vegas, Nev.)

M. 9	vs. Nevada	W	70-48
M. 10	vs. New Mexico	L	56-57

2015-16

Overall record: 12-19
Conference record: 6-12 (Mountain West)
Head Coach: Stacie Terry

N.13	at Long Beach State	L	54-74
N.16	UC Riverside	L	68-85
N.19	UC Davis	L	54-65
N.23	at Washington	L	51-80

SDSU Thanksgiving Classic (Viejas Arena)

N.27	North Dakota State	W	64-54
N.29	Wisconsin	W	63-57
D.3	San Diego	L	53-60
D.7	at CSUN	L	65-67
D.10	at Loyola Marymount	L	65-92
D.19	Cal State Fullerton	W	43-54
D.21	San Diego Christian	W	60-25
D.30	at Wyoming*	W	84-77
J.2	Utah State*	L	36-55

J.6	at San José State*	L	73-78
J.13	Colorado State*	L	57-60
J.16	Boise State*	L	45-75

J.20	at Fresno State*	L	49-54
J.23	at Utah State*	L	59-72
J.27	Nevada*	L	64-70
J.30	UNLV*	L	41-55

F.3	at Colorado State*	L	54-70
F.6	at New Mexico*	W	51-46
F.10	Fresno State*	W	65-54
F.13	at Air Force*	W	69-66
F.20	San José State*	W	87-70
F.24	Wyoming*	W	53-40
F.27	at Boise State*	L	63-68
M.1	New Mexico*	L	45-64
M.4	at UNLV*	L	51-62

MW Tournament (Las Vegas, Nev.)

M.7	vs. Wyoming	W	62-44
M.8	vs. No. 22/23 Colorado State	L	41-53

2016-17

Overall record: 11-19
Conference record: 6-12 (Mountain West)
Head Coach: Stacie Terry

N.11	at UC Riverside	L	44-72
N.14	San Diego Christian	W	80-70
N.17	at San Diego	L	53-91
N.20	Loyola Marymount	L	53-60

Seton Hall Tournament (South Orange, N.J.)

N.26	vs. UT Arlington	L	58-64
N.27	vs. Central Connecticut	W	80-62
D.2	at UC Davis	L	55-75
D.9	Michigan	L	57-92
D.11	UC Santa Barbara	W	84-70
D.22	at Cal State Fullerton	W	71-61
D.28	Biola	W	63-48
D.31	at New Mexico*	L	42-85

J.4	Nevada*	W	83-78
J.7	Boise State*	W	84-77
J.11	at San José State*	L	81-80
J.14	at Utah State*	L	47-53
J.18	UNLV*	W	87-68
J.25	Air Force*	L	59-62
J.28	at Colorado State*	L	43-60
F.1	at Wyoming*	L	67-80

F.4	Fresno State*	L	51-59
F.8	San José State*	L	90-99
F.11	at Nevada*	L	65-88
F.15	Utah State*	W	66-59
F.18	at UNLV*	L	62-80
F.22	at Fresno State*	L	50-59
F.25	Colorado State*	L	46-80
F.28	at Air Force*	W	64-51
M.3	New Mexico*	W	63-51

MW Tournament (Las Vegas, Nev.)

M.6	vs. San José State	L	58-76
-----	--------------------	---	-------



ALL-TIME SCORES

CSU Bakersfield (1-1)

11-17-10 H L 62-73
1-7-12 A W 74-60

Cal State Dominguez Hills (2-0)

2-25-79 H W 72-33
11-18-12 H W 66-30

Cal State Fullerton (21-17)

Record at SDSU 14-5
Record at CSF 7-11
Record at Neutral 0-1
Most Points SDSU 91 (twice)
Most Points CSF 102, 1978
Largest Margin SDSU 41, 1994
Largest Margin CSF 45, 1977
Longest SDSU Win Streak 8
Longest CSF Win Streak 6 (twice)
Current Streak SDSU 7
1-14-77 H L 40-78
2-11-77 A L 56-101
1-10-78 H L 76-80
2-11-78 A L 65-102
1-17-79 A L 42-58
2-10-79 H L 48-53
1-13-80 H W 49-46
2-15-80 A W 67-59
1-14-81 A W 66-58
2-14-81 H W 77-52
1-14-82 H W 91-77
2-20-82 A W 56-54
1-25-83 A L 58-97
2-15-83 H W 80-77
1-10-84 H W 77-65
2-21-84 A W 78-64
1-23-85 A L 65-73
2-20-85 H W 83-73
1-10-86 A L 70-71
2-13-86 H W 91-72
1-10-87 H W 68-59
2-14-87 A L 55-65
1-25-88 H L 64-67
2-25-88 A L 53-55
1-28-89 A L 56-57
2-20-89 H L 65-71
3-9-89 N L 60-68
1-13-90 H W 71-68
1-22-90 A L 42-61
2-14-91 A L 49-77
1-18-94 H W 85-44
12-30-99 A W 80-51
12-18-00 H W 84-47
12-1-03 A W 73-50
12-18-04 H W 69-43
12-2-07 H W 76-45
12-19-15 H W 54-43
12-22-16 A W 71-61

Cal State L.A. (3-2)

12-10-76 H L 62-67
1-5-78 A W 75-40
1-21-78 H W 68-58
12-9-78 H W 52-49
2-16-79 H L 67-74

CSUN (9-3)

Record at SDSU 5-1
Record at CSUN 3-2
Record at Neutral 1-0
Most Points SDSU 97
Most Points CSUN 76
Largest Margin SDSU 56, 1992
Largest Margin CSUN 19, 2003
Longest SDSU Win Streak 8
Longest CSUN Win Streak 2
Current Streak SDSU 1
2-14-78 (ot) A L 70-76
2-6-79 H W 74-65
11-27-79 A W 68-36
12-18-80 N W 70-47
11-26-83 A W 95-65
12-1-87 H W 81-48
2-19-91 H W 70-60
1-11-92 H W 97-41
12-28-02 H W 75-54
12-6-03 A L 52-71
12-20-14 H L 54-65
12-7-15 A W 67-65

Cal State Stanislaus (1-0)

11-30-04 H W 80-65

Canisius (0-1)

1-4-05 H L 61-71

Centenary (1-0)

11-22-02 H W 75-58

Central Connecticut State (1-0)

11-27-16 N W 80-62

Central Michigan (1-0)

11-30-84 N W 81-45

Chattanooga (0-1)

11-25-00 H L 59-74

Chico State (0-1)

1-7-77 A L 53-62

Clemson (0-1)

11-25-89 N L 45-62

Colorado (1-2)

1-9-81 H W 71-55
11-26-94 N L 51-70
11-24-12 A L 53-67

Colorado State (27-27)

Record at SDSU 16-9
Record at CSU 10-15
Record at Neutral 1-3
Most Points SDSU 101, 1992
Most Points CSU 95, 2014
Largest Margin SDSU 39, 1992
Largest Margin CSU 47, 2014
Longest SDSU Win Streak 10
Longest CSU Win Streak 7
Current Streak CSU 9
2-28-91 (ot) A L 69-73
1-31-91 H W 73-50

Colorado State (Cont.)

1-25-92 H W 101-62
2-20-92 A W 82-74
1-28-93 H W 82-59
2-27-93 A W 64-60
1-27-94 A W 53-47
2-6-94 H W 84-50
3-12-94 N W 51-47
1-28-95 A W 56-46
2-2-95 H W 73-51
2-1-96 A L 58-66
2-8-96 H W 66-64
3-8-96 N L 58-64
1-19-97 A W 70-53
2-13-97 H W 61-53
2-5-00 H W 68-58
3-4-00 A W 58-51
2-3-01 H L 54-55
3-1-01 A L 67-81
1-17-02 A L 49-58
2-16-02 H L 60-69
2-6-03 H W 60-47
3-7-03 A L 49-81
1-24-04 H W 58-55
2-19-04 A L 56-65
1-20-05 A L 50-63
2-19-05 H L 49-56
1-5-06 A L 65-68
2-4-06 H L 55-68
3-7-06 N L 58-69
1-20-07 H W 75-66
2-22-07 A L 56-67
1-30-08 H W 86-52
3-1-08 A W 76-56
1-31-09 H W 62-61
3-4-09 A W 68-66
1-30-10 H W 59-38
3-3-10 A W 73-54
2-2-11 H L 51-56
3-5-11 A L 51-66
1-28-12 H W 66-57
2-25-12 A L 65-68
1-13-13 A W 48-44
2-13-13 H W 60-44
1-2-14 H L 61-64
2-1-14 A L 48-95
1-24-15 H L 36-49
2-14-15 A L 42-65
1-13-16 H L 57-60
2-3-16 A L 54-70
3-8-16 N L 41-53
1-28-17 A L 43-60
2-25-17 H L 46-80

Connecticut (1-2)

11-27-87 N W 69-64
12-21-07 H L 53-85
11-20-08 A L 55-99

Creighton (0-8)

1-25-91 A L 76-90
2-23-91 H L 76-82
3-8-91 N L 75-78
2-1-92 A L 73-82
2-27-92 H L 75-76
3-13-92 N L 66-89
12-22-01 A L 55-66
12-22-02 (ot) H L 72-79

Dayton (1-0)

12-18-10 N W 74-62

DePaul (2-0)

3-21-09 H W 76-70
11-18-11 N W 82-74

Detroit (2-1)

12-27-81 N L 47-56
12-4-98 H W 78-59
12-30-01 H W 70-56

Duke (0-2)

1-14-83 A L 68-82
3-27-10 N L 58-66

Duquesne (2-0)

12-7-97 A W 64-59
12-30-98 H W 72-65

Eastern Michigan (1-0)

12-30-90 H W 73-59

Eastern Washington (1-0)

1-7-05 H W 63-59

Fairfield (1-0)

11-27-88 N W 78-56

Fresno Pacific (1-0)

12-19-12 H W 90-41

Fresno State (26-18)

Record at SDSU 13-7
Record at FS 9-10
Record at Neutral 4-1
Most Points SDSU 97, 1995
Most Points FS 93, 1990
Largest Margin SDSU 62, 1995
Largest Margin FS 33, 1990
Longest SDSU Win Streak 13
Longest FS Win Streak 4
Current Streak FSU 2
1-13-77 H W 61-42
12-2-77 N W 82-60
2-2-78 A W 61-44
11-17-79 N W 61-59
1-15-87 H W 66-62
1-29-87 A L 63-85
1-14-88 A L 61-69
2-13-88 H W 78-57
3-10-88 H W 64-60
1-14-89 H W 94-80
2-9-89 A W 66-61
1-16-90 A L 69-83
3-3-90 H L 60-93

ALL-TIME SCORES



Fresno State (cont.)		
1-15-91	A.....L	69-85
1-21-92	H.....L	84-86
1-15-93	H.....W	63-40
2-13-93	A.....W	58-55
3-10-93	N.....W	62-38
1-22-94	A.....W	75-50
3-5-94	H.....W	83-58
3-11-94	H.....W	73-53
2-17-95	H.....W	97-35
3-3-95	A.....W	73-54
2-16-96	A.....W	74-57
3-1-96	H.....W	76-48
3-6-96	N.....W	69-48
1-4-97	A.....W	63-50
1-30-97	H.....W	70-41
1-2-98	H.....L	52-74
2-1-98	A.....L	72-82
1-30-99	H.....W	89-68
2-25-99	A.....L	55-68
11-30-02	A.....L	49-59
1-9-13	H.....L	72-80
2-9-13	A.....W	74-49
3-16-13	N.....L	70-76
1-15-14	A.....W	70-69
3-1-14	H.....L	63-67
1-3-15	H.....L	44-56
1-28-15	A.....L	50-57
1-20-16	A.....L	49-54
2-10-16 (ot)	H.....W	65-54
2-4-17	H.....L	51-59
2-22-17	A.....L	50-59
Furman (0-1)		
11-21-14	A.....L	43-60
George Mason (1-0)		
11-25-94	N.....W	76-60
George Washington (0-1)		
12-30-06	H.....L	42-76
Georgetown (0-1)		
11-29-91	N.....L	74-78
Georgia (1-1)		
12-28-92	N.....W	70-63
3-17-93	N.....L	68-85
Georgia State (1-0)		
12-13-96	H.....W	75-46
Gonzaga (3-0)		
11-30-91	N.....W	69-54
1-11-94	H.....W	69-54
12-18-95	A.....W	78-59
Hardin-Simmons (1-0)		
1-4-85	H.....W	112-37

Hawai'i (14-12)		
1-15-80	H.....W	58-54
1-11-81	H.....W	65-35
1-21-82	H.....W	80-28
11-29-83	H.....W	95-67
2-28-86	A.....L	75-79
3-2-86	A.....W	64-60
1-19-87	H.....W	96-56
1-20-87 (ot)	H.....L	67-70
3-5-87	H.....W	68-62
1-28-88	A.....W	83-75
1-30-88	A.....L	58-70
1-25-89	H.....L	60-73
1-26-89	H.....W	56-52
2-8-90	A.....L	49-73
2-10-90	A.....L	70-72
12-21-91	H.....L	70-72
3-16-94	N.....W	81-75
1-25-97	A.....L	44-54
2-20-97	H.....W	58-53
3-7-97	N.....W	74-48
1-10-98	A.....L	38-88
2-3-98	H.....L	48-85
1-23-99	H.....L	57-65
2-20-99	A.....L	39-66
11-28-08	A.....W	71-48
11-19-11	A.....W	71-44
Hope International (0-0)		
First meeting in 2017-18		
Houston (2-1)		
3-22-81	N.....W	50-41
12-4-81	H.....W	59-57
12-3-87	H.....L	80-84
Idaho State (2-1)		
11-27-98	H.....W	66-58
11-19-99	A.....L	68-72
11-27-14	N.....W	68-53
Illinois State (1-0)		
11-24-00	H.....W	88-59
Indiana State (1-1)		
11-26-99	H.....W	53-39
11-23-07	N.....L	68-75
Iona College (1-0)		
12-30-91	A.....W	83-51
Iowa State (0-3)		
Record at SDSU	0-0
Record at ISU	0-0
Record at Neutral	0-3
Most Points SDSU	71, 2008
Most Points ISU	87, 2008
Largest Margin SDSU	N/A
Largest Margin ISU	17, 1986
Longest SDSU Win Streak	N/A
Longest ISU Win Streak	3
Current Streak	ISU 3
12-29-89	N.....L	59-65
11-29-86	N.....L	66-83
11-30-08	N.....L	71-87

Jackson State (2-0)		
12-6-85	H.....W	90-77
11-24-07	N.....W	63-44
Kansas (1-1)		
12-30-87	H.....W	76-63
12-28-04	A.....L	45-71
Kansas State (1-2)		
12-7-90	N.....L	65-73
12-28-97	H.....W	57-53
12-5-98	A.....L	56-77
Lewis-Clark (1-0)		
12-2-83	H.....W	111-41
Long Beach State (5-37)		
1-8-77	N.....L	60-81
1-29-77	A.....L	60-76
2-18-77	H.....L	74-95
1-26-78	A.....L	68-81
2-16-78	H.....L	52-79
12-16-78	N.....L	50-74
1-27-79	H.....L	66-82
2-15-79	A.....L	51-52
1-19-80	H.....L	63-73
2-12-80	A.....L	61-63
2-11-81	H.....L	65-76
2-24-81	A.....L	58-68
3-13-81	N.....L	56-71
1-23-82	A.....L	53-65
2-17-82	H.....L	70-79
2-9-83	A.....L	67-112
3-1-83	H.....L	76-80
1-17-84	H.....L	76-82
3-7-84	A.....L	63-68
3-17-84	N.....L	73-91
1-16-85	H.....L	78-105
2-5-85	A.....L	65-92
2-10-86	H.....L	77-111
2-18-86	A.....L	57-104
3-8-86	N.....L	74-116
1-8-87	H.....L	59-80
2-21-87	A.....L	73-109
3-6-87	N.....L	74-108
2-18-88	A.....L	76-96
3-1-88	H.....L	65-90
3-11-88	N.....L	78-94
1-19-89	A.....L	80-99
2-18-89	H.....L	80-91
1-6-90	H.....L	43-74
2-1-90	A.....L	53-74
12-16-95	H.....W	72-53
12-10-96	A.....W	75-49
12-19-97	A.....W	68-60
11-16-08	A.....W	67-59
12-11-09	H.....W	67-62
11-16-14	H.....L	62-74
11-13-15	A.....L	54-74
Long Island (1-0)		
12-27-95	H.....W	83-38
Longwood (1-0)		
1-4-12	H.....W	79-37

Louisiana-Monroe (0-2)		
1-5-85 (ot)	H.....L	87-89
1-15-86	A.....L	63-109
Louisiana Tech (0-2)		
3-22-85	N.....L	64-94
1-13-86	A.....L	43-87
Loyola (Ill.) (1-0)		
12-1-84	A.....W	83-62
Loyola (Md.) (0-1)		
12-28-05	H.....L	43-52
Loyola Marymount (6-4)		
1-5-92	A.....W	65-54
12-4-92	H.....W	59-45
12-1-93	A.....W	60-49
12-17-94	H.....W	72-32
12-19-99	H.....L	51-62
11-21-00	A.....L	59-69
12-21-08	H.....W	85-70
12-21-09	A.....W	75-54
12-10-15	A.....L	65-92
11-20-16	H.....L	53-60
LSU (0-1)		
3-18-12	A.....L	56-64
Maine (0-1)		
11-28-87	A.....L	65-66
McNeese State (1-0)		
11-23-90	N.....W	101-55
Memphis (1-1)		
1-7-81	H.....L	56-69
12-18-93	N.....W	72-56
Miami (Fla.) (0-1)		
12-29-85	A.....L	51-88
Miami (Ohio) (1-0)		
12-19-13	H.....W	75-64
Michigan (0-2)		
11-29-14	N.....L	50-70
12-9-16	H.....L	57-92
Michigan State (0-1)		
12-14-79	N.....L	42-58
Minnesota (2-1)		
12-27-84	H.....W	82-66
11-27-85	A.....L	59-72
11-26-10	N.....W	61-59
Missouri (2-2)		
11-28-84	A.....W	76-70
1-3-89	H.....W	97-75
11-27-99	H.....L	61-85
12-2-00	A.....L	69-89

ALL-TIME SCORES

**Missouri-Kansas City (2-0)**

12-20-01 A W 52-51
 1-05-03 (ot) H W 56-52

Monmouth (2-0)

12-5-86 N W 54-52
 2-24-89 N W 71-48

Montana (1-2)

3-16-95 N L 46-57
 12-21-99 H W 51-49
 11-18-00 A L 58-68

Montana State (2-0)

12-14-84 H W 87-52
 12-21-08 H W 85-70

Montclair State (1-0)

1-2-81 N W 64-61

Murray State (3-0)

1-2-89 H W 81-58
 3-24-89 N W 97-81
 11-29-02 N W 59-54

Navy (2-0)

11-25-01 H W 73-69
 12-18-07 H W 91-33

Nevada (9-8)

Record at SDSU 5-2
 Record at Nevada 2-5
 Record at Neutral 2-1
 Most Points SDSU 90, 1984
 Most Points Nevada 88, 2017
 Largest Margin SDSU 46, 1984
 Largest Margin Nevada 23, 2017
 Longest SDSU Win Streak 3
 Longest Nevada Win Streak 2
 Current Streak Nevada 1
 1-2-84 H W 90-44
 11-24-03 H W 67-52
 12-7-04 A L 55-74
 11-14-06 H L 62-68
 11-11-07 A W 67-61
 11-27-10 A L 61-63
 1-23-13 H W 69-57
 2-23-13 A W 58-45
 3-14-13 N W 67-39
 2-8-14 A L 65-84
 3-11-14 N L 48-53
 2-4-15 H W 57-49
 3-6-15 A L 44-50
 3-9-15 N W 70-48
 1-27-16 H L 64-70
 1-4-17 H W 83-78
 2-11-17 A L 65-88

New Mexico (27-33)

Record at SDSU 12-12
 Record at UNM 11-14
 Record at Neutral 4-7
 Most Points SDSU 98, 1995
 Most Points UNM 86, 2001
 Largest Margin SDSU 58, 1994
 Largest Margin UNM 43, 2017
 Longest SDSU Win Streak 10
 Longest UNM Win Streak 19
 Current Streak SDSU 1
 1-18-92 H W 91-44
 2-15-92 A W 74-52
 1-24-93 A W 54-44
 2-18-93 H W 78-51
 2-11-94 A W 98-52
 2-20-94 H W 96-38
 3-9-94 N W 95-60
 1-19-95 H W 85-61
 2-11-95 A W 75-47
 3-8-95 A W 57-39
 1-18-96 A L 56-62
 1-27-96 H W 74-52
 3-5-97 N W 57-50
 1-7-99 H L 53-66
 2-4-99 A L 51-75
 1-20-00 A L 47-65
 2-17-00 H L 60-66
 1-20-01 A L 66-86
 2-15-01 H W 56-53
 3-7-01 N L 49-55
 1-23-02 H L 49-58
 2-23-02 A L 53-63
 3-6-02 N L 52-65
 1-30-03 A L 42-75
 3-1-03 H L 46-64
 3-12-03 N L 49-54
 1-29-04 A L 42-76
 2-28-04 H L 44-47
 1-29-05 H L 53-72
 2-24-05 A L 58-78
 3-9-05 N L 52-81
 1-25-06 A L 45-76
 2-25-06 H L 48-75
 1-31-07 A L 46-76
 3-3-07 H L 48-67
 1-12-08 H L 47-60
 2-13-08 A L 54-63
 3-15-08 N L 59-62
 1-21-09 A W 57-52
 2-21-09 H W 75-64
 1-6-10 A W 61-39
 2-6-10 H L 58-65
 1-15-11 H W 56-53
 2-15-11 A W 50-44
 3-8-11 N L 57-65
 1-18-12 H W 77-47
 2-15-12 A W 57-44
 3-10-12 N W 57-43
 1-26-13 A W 63-39
 2-27-13 H W 72-44
 3-15-13 N W 67-39
 2-22-14 H W 53-48
 3-7-14 A L 46-62
 1-7-15 A L 53-62
 2-18-15 H L 47-63

New Mexico (cont.)

3-10-15 N L 56-57
 2-6-16 A W 51-46
 3-1-16 H L 45-64
 12-31-16 A L 42-85
 3-3-17 H W 63-51

New Mexico State (2-0)

12-18-82 H W 90-65
 1-3-86 N W 65-56

New Orleans (1-0)

12-7-85 N W 60-58

Nicholls State (1-0)

11-26-88 N W 88-45

North Carolina (0-1)

1-13-83 A L 74-84

North Carolina-Greensboro (1-0)

12-28-11 H W 57-29

North Carolina State (0-1)

12-30-13 H L 67-84

North Dakota State (1-0)

11-27-15 H W 64-54

North Texas (1-0)

11-23-96 N W 64-40

Northern Arizona (7-1)

12-29-76 H W 64-44
 1-13-78 A W 77-65
 1-5-82 H W 77-42
 12-18-89 H W 66-53
 1-3-95 A W 72-58
 1-2-96 H W 66-61
 12-28-99 A L 57-65
 12-30-00 H W 58-50

Northern Colorado (2-0)

12-11-79 H W 85-61
 12-04-04 H W 68-65

Northern Illinois (1-1)

1-2-88 H W 103-92
 1-3-90 H L 79-99

Northwestern State (1-0)

11-14-08 H W 67-47

Notre Dame (1-1)

3-21-81 N W 71-34
 11-26-09 N L 79-84

Oklahoma (1-1)

1-6-82 H W 68-65
 11-27-09 N L 48-87

Oklahoma State (0-1)

12-30-12 H L 72-80

Old Dominion (0-3)

1-11-82 H L 62-79

1-16-83 A L 76-79
 2-25-89 N L 69-90

Oral Roberts (1-1)

2-23-88 H W 86-61
 12-20-03 H L 54-63

Oregon (3-3)

1-6-83 H W 79-71
 3-16-84 N W 70-63
 3-25-89 N L 64-67
 12-30-93 H W 84-77
 12-20-95 A L 52-59
 3-15-97 N L 68-80

Oregon State (2-4)

12-31-82 H L 49-54
 12-31-84 H L 68-66
 12-17-92 H W 61-50
 12-11-94 H L 55-59
 11-16-97 H W 63-56
 11-17-98 A L 67-71

Pacific (6-5)

1-27-81 H L 62-70
 1-23-86 H W 97-80
 2-20-86 A L 75-102
 2-2-87 A W 85-74
 2-26-87 H W 80-52
 1-4-88 A W 77-56
 3-3-88 H W 101-58
 12-16-88 H W 76-55
 3-4-89 A L 68-85
 1-18-90 A L 64-68
 2-17-90 H L 68-82

Penn (1-0)

12-30-11 H W 51-37

Penn State (0-2)

12-4-97 A L 56-70
 11-28-98 H L 53-76

Pepperdine (13-7)

1-6-77 N W 62-45
 12-12-77 (ot) H L 71-72
 2-17-78 A L 64-75
 12-3-78 H L 53-59
 2-7-79 A L 44-60
 12-13-79 N W 65-46
 11-22-80 A W 78-61
 12-9-80 H W 58-52
 12-1-81 A W 75-50
 2-12-81 H W 58-52
 11-27-82 A L 59-62
 12-8-83 H W 95-82
 12-27-83 A W 103-81
 12-3-94 H W 59-56
 1-4-96 A W 74-62
 12-7-96 H W 66-51
 12-10-05 A L 56-70
 12-21-06 H W 64-53
 12-8-09 (ot) H L 61-62
 12-7-10 A W 75-61

ALL-TIME SCORES



Pittsburgh (1-1)

12-30-95 H W 83-69
 12-22-05 A L 56-78

Portland (0-2)

11-20-99 N L 49-50
 11-20-11 N L 58-59

Portland State (4-2)

12-12-86 H W 92-63
 11-28-97 (ot) N L 66-68
 11-28-00 A W 53-50
 1-5-02 H W 73-51
 1-09-03 A L 55-59
 12-16-05 H W 75-71

Prairie View A&M (2-0)

12-1-01 N W 68-46
 11-29-08 N W 58-53

Presbyterian (0-0)

First meeting in 2017-18

Princeton (1-0)

12-19-93 N W 59-47

Providence (1-0)

2-26-89 N W 77-69

Purdue (2-1)

3-20-81 N W 72-48
 12-4-87 H W 80-74
 11-26-93 N L 60-86

Queens College (1-0)

12-28-81 A W 81-64

Quinnipiac (0-1)

12-28-07 H L 59-78

Radford (2-1)

3-23-89 N W 99-92
 12-29-96 N L 59-65
 12-28-01 H W 89-42

Rice (0-2)

1-25-98 H L 63-66
 2-19-98 A L 61-66

Rutgers (0-1)

12-30-85 N L 66-76

Sacramento State (4-1)

12-16-01 H W 72-51
 1-11-03 A W 77-68
 12-28-08 H W 75-47
 11-10-13 A L 89-93
 11-14-14 H W 99-91

St. John's (1-1)

12-11-92 H W 51-42
 12-29-94 A L 77-81

Saint Mary's (2-3)

11-24-90 A L 68-83
 11-25-02 A L 47-60

11-21-03 H L 47-52
 12-10-06 H W 62-57
 11-17-07 A W 83-60

San Diego (28-12)

Record at SDSU 19-6
 Record at USD 9-6
 Record at Neutral 0-0
 Most Points SDSU 98, 1978
 Most Points USD 91, 2017
 Largest Margin SDSU 81, 1978
 Largest Margin USD 38, 2017
 Longest SDSU Win Streak 17
 Longest USD Win Streak 5
 Current Streak USD 4
 2-28-78 H W 83-31
 12-11-78 H W 98-17
 3-2-79 H W 74-35
 2-28-80 H W 80-41
 2-28-80 A W 75-21
 12-2-80 H W 79-34
 2-26-81 A W 65-46
 12-10-81 H W 76-57
 2-10-82 A W 72-46
 1-8-83 H W 83-56
 12-3-83 H W 74-51
 12-6-83 A W 73-44
 12-4-84 H W 97-57
 12-11-85 A W 67-54
 12-21-86 H W 73-63
 12-1-87 A W 85-61
 12-6-88 H W 82-47
 12-6-89 H L 68-76
 11-27-90 H W 79-75
 11-23-91 A W 72-68
 12-2-92 H W 72-66
 12-4-93 A W 72-51
 11-30-94 H W 67-62
 11-28-95 A W 60-47
 11-26-96 H W 55-34
 12-11-02 A L 53-72
 12-10-03 H L 60-65
 11-23-04 A L 49-64
 11-22-05 H L 57-67
 11-19-06 A L 46-76
 12-5-07 H W 58-53
 11-25-08 A L 60-63
 11-17-09 H W 79-52
 11-30-10 (ot) A W 72-63
 12-5-11 H L 45-56
 12-8-12 A W 58-54
 11-18-13 H L 45-48
 12-9-14 A L 44-66
 12-3-15 H L 53-60
 11-17-16 A L 53-91

San Diego Christian (2-0)

12-21-15 H W 60-25
 11-14-16 H W 80-70

San Francisco (3-4)

1-3-81 A L 52-61
 11-29-81 H W 62-47
 12-11-82 H W 80-61
 1-5-91 A L 63-65
 1-7-93 A W 78-56

11-14-98 H L 43-54
 12-1-99 A L 58-67

San José State (20-8)

Record at SDSU 11-1
 Record at SJSU 8-2
 Record at Neutral 1-2
 Most Points SDSU 97, twice
 Most Points SJSU 99, 2017
 Largest Margin SDSU 45, 1997
 Largest Margin SJSU 22, 1990
 Longest SDSU Win Streak 9
 Longest SJSU Win Streak 3
 Current Streak SJSU 3
 12-3-77 N W 89-83
 11-16-79 N L 46-56
 12-21-84 H W 97-67
 1-31-87 A W 64-60
 2-28-87 H W 97-56
 1-16-88 A W 95-69
 2-11-88 H W 96-54
 1-12-89 H W 77-64
 2-11-89 A W 84-52
 1-20-90 A W 84-74
 3-1-90 H W 66-42
 3-7-90 N L 59-81
 1-2-97 A W 82-37
 2-1-97 H W 92-47
 1-4-98 H W 68-55
 1-29-98 A W 77-49
 1-28-99 H W 89-51
 2-27-99 A W 78-46
 12-6-00 A L 54-59
 12-6-01 H L 62-65
 1-22-14 H W 88-65
 2-26-14 A W 77-63
 2-21-15 H W 71-61
 1-6-16 A L 73-78
 2-20-16 H W 87-70
 1-11-17 (ot) A L 80-81
 2-8-17 H L 90-99
 3-6-17 N L 58-76

Santa Clara (1-1)

Record at SDSU 1-1
 Record at SCU N/A
 Record at Neutral N/A
 Most Points SDSU 68, 2004
 Most Points SCU 70, 2004
 Largest Margin SDSU 17, 1981
 Largest Margin SCU 2, 2004
 Longest SDSU Win Streak 1
 Longest SCU Win Streak 1
 Current Streak SCU 1
 12-14-81 H W 65-48
 1-6-04 H L 68-70

Savannah State (1-0)

1-2-13 H W 72-51

Seton Hall (0-1)

12-28-91 A L 61-71

South Carolina (0-3)

11-28-09 N L 55-58
 11-23-13 H L 54-88

Southern Illinois (0-3)

12-15-84 H L 73-77
 11-29-85 A L 55-76
 12-6-86 N L 57-59

Southern Methodist (1-4)

1-17-98 A L 62-71
 2-12-98 H L 54-66
 12-14-03 H L 55-64
 12-22-04 A L 36-80
 12-28-12 H W 88-72

Southern Utah (5-0)

12-8-90 N W 89-46
 12-20-94 H W 77-51
 12-30-04 H W 51-37
 11-24-06 A W 55-52
 11-20-07 H W 86-52

Stanford (4-4)

2-12-83 A L 60-78
 3-8-83 H L 72-85
 2-11-84 H W 81-67
 3-10-84 A W 86-43
 2-9-85 A W 73-59
 3-8-85 H W 76-60
 12-10-89 H L 45-109
 3-23-09 H L 49-77

Stephen F. Austin (0-1)

11-22-96 N L 62-67

TCU (6-13)

1-15-98 A L 68-83
 2-14-98 H W 72-66
 1-4-00 H W 63-51
 12-2-01 A L 49-75
 1-18-06 H L 60-77
 2-18-06 A L 49-80
 1-28-07 A L 57-83
 2-28-07 H L 61-78
 1-9-08 A L 63-86
 2-9-08 H L 54-75
 3-14-08 N W 69-67
 1-28-09 A L 62-65
 2-28-09 H W 68-63
 1-16-10 A L 63-80
 2-16-10 H W 84-61
 1-5-11 H L 47-49
 2-5-11 A L 52-63
 1-11-12 H W 61-46
 2-4-12 A L 39-58

Temple (1-0)

1-4-86 N W 66-61

Tennessee-Martin (0-1)

12-29-03 N L 56-59

Tennessee Tech (1-0)

12-3-88 H W 78-56

ALL-TIME SCORES


Texas (2-1)
 11-26-95.....A.....L.....58-69
 12-30-08.....H.....W.....60-55
 3-21-10.....A.....W.....74-63

Texas-Arlington (0-1)
 11-26-16.....N.....L.....58-64

Texas-El Paso (18-4)
 12-10-82.....H.....W.....105-72
 1-4-84.....H.....W.....116-59
 1-14-84.....A.....W.....85-65
 11-23-84.....H.....W.....92-52
 12-29-87.....H.....W.....79-68
 1-19-91 (2ot).....A.....L.....71-77
 2-16-91.....H.....W.....84-62
 1-30-92.....A.....W.....82-64
 2-29-92.....H.....W.....80-44
 1-22-93.....A.....L.....59-70
 2-20-93.....H.....L.....53-54
 2-13-94.....A.....W.....67-65
 2-18-94.....H.....W.....69-53
 1-21-95.....H.....W.....73-50
 2-9-95.....A.....W.....72-56
 3-10-95.....N.....W.....71-49
 1-20-96.....A.....W.....81-71
 1-25-96.....H.....W.....62-40
 1-22-97.....H.....W.....75-42
 2-26-97.....A.....W.....81-52
 1-9-99.....H.....W.....67-50
 2-6-99.....A.....L.....58-64

Texas-Pan American (1-0)
 1-9-04.....H.....W.....59-38

Texas-San Antonio (1-1)
 12-30-89.....N.....L.....65-67
 12-28-10.....H.....W.....72-52

Texas A&M (0-4)
 12-20-92.....H.....L.....62-63
 3-20-94.....N.....L.....72-75
 12-30-10.....H.....L.....52-96
 12-3-13.....A.....L.....35-72

Texas A&M-Corpus Christi (2-0)
 1-17-00.....H.....W.....57-52
 1-7-01.....A.....W.....67-59

Texas State (0-1)
 12-28-96.....N.....L.....65-68

Texas Tech (1-2)
 12-15-78.....N.....W.....52-50
 11-28-86.....N.....L.....45-79
 12-18-90.....H.....L.....57-72

Toledo (0-2)
 11-23-97.....H.....L.....67-75
 12-28-98.....A.....L.....72-89

Tulane (0-0)
 First meeting in 2017-18

Tulsa (1-1)
 2-21-98.....A.....L.....52-54
 1-22-98.....H.....W.....80-58

UC Davis (2-3)
 12-3-05.....A.....L.....36-58
 12-30-05.....H.....W.....59-45
 11-17-06.....H.....W.....59-52
 11-19-15.....H.....L.....54-65
 12-2-16.....A.....L.....55-75

UC Irvine (19-6)
 Record at SDSU.....9-4
 Record at UCI.....9-2
 Record at Neutral.....1-0
 Most Points SDSU.....93, 1977
 Most Points UCI.....82, 1986
 Largest Margin SDSU.....46, 1987
 Largest Margin UCI.....13, 1986
 Longest SDSU Win Streak.....7
 Longest UCI Win Streak.....1
 Current Streak.....SDSU 2
 12-16-77.....H.....W.....93-55
 12-19-78.....H.....W.....69-54
 2-24-79.....A.....W.....54-53
 12-8-79.....H.....W.....67-66
 12-17-79.....A.....W.....47-42
 1-18-82.....A.....L.....56-58
 2-15-82.....H.....W.....64-60
 1-30-86.....A.....W.....57-52
 2-15-86.....H.....L.....69-82
 3-6-86.....N.....W.....73-56
 1-3-87.....H.....L.....48-50
 1-26-87.....A.....L.....53-55
 1-9-88.....H.....W.....91-45
 2-4-88.....A.....W.....59-55
 1-5-89.....A.....W.....78-47
 2-13-89.....H.....W.....85-62
 1-27-90.....H.....W.....67-39
 2-22-90.....A.....W.....67-54
 12-17-91.....H.....W.....70-49
 12-4-02 (ot).....H.....L.....58-61
 12-2-03.....A.....W.....51-40
 11-13-09.....A.....W.....64-42
 11-23-10.....H.....L.....66-68
 12-16-11.....A.....W.....76-57
 11-14-12.....H.....W.....63-53

UCLA (6-23)
 1-25-77.....A.....L.....42-93
 2-25-77.....H.....L.....45-98
 2-28-78.....H.....L.....49-96
 2-22-78.....A.....L.....44-104
 1-25-79.....A.....L.....30-90
 2-23-79.....H.....L.....51-84
 1-8-80.....H.....L.....60-73
 2-7-80.....A.....L.....63-95
 2-3-81.....H.....W.....64-56
 3-6-81.....A.....L.....61-82
 3-14-81.....N.....L.....54-61
 2-2-82.....H.....L.....64-70
 3-3-82.....A.....L.....51-76
 1-29-83.....H.....L.....56-72
 2-23-83.....A.....L.....58-100
 1-28-84.....H.....W.....82-66
 2-15-84.....A.....W.....71-68

UCLA (cont.)
 1-19-85.....H.....W.....77-68
 2-27-85.....A.....L.....64-86
 1-28-86.....H.....W.....96-77
 12-29-86.....A.....L.....56-81
 1-3-92.....H.....L.....59-82
 12-6-92.....A.....W.....77-52
 12-11-98.....H.....L.....56-104
 12-9-99.....A.....L.....61-82
 11-12-10.....H.....L.....48-55
 11-30-11.....A.....L.....71-78
 11-10-12.....A.....L.....52-66
 12-15-13.....H.....L.....55-56

UC Riverside (5-5)
 12-20-83.....A.....W.....92-58
 12-28-90.....H.....W.....94-61
 12-20-04.....H.....L.....53-65
 11-26-05.....A.....L.....66-71
 12-4-08.....H.....W.....54-52
 12-4-09.....A.....W.....66-59
 12-28-13.....H.....W.....58-57
 12-23-14.....A.....L.....54-64
 11-16-15.....H.....L.....68-85
 11-11-16.....A.....L.....44-72

UC San Diego (1-1)
 11-28-78.....H.....W.....72-33
 11-23-01.....H.....L.....59-63

UC Santa Barbara (18-6)
 Record at SDSU.....4-2
 Record at UCSB.....2-2
 Record at Neutral.....0-0
 Most Points SDSU.....94, 1990
 Most Points UCSB.....85, 2016
 Largest Margin SDSU.....34, 1983
 Largest Margin UCSB.....17, 2016
 Longest SDSU Win Streak.....3
 Longest UCSB Win Streak.....2
 Current Streak.....SDSU 1
 2-12-77.....A.....L.....43-56
 1-20-78.....H.....W.....66-57
 2-3-78.....A.....L.....59-73
 1-13-79.....A.....W.....51-47
 2-17-79.....H.....W.....55-37
 11-16-79.....N.....W.....67-45
 1-7-84.....H.....W.....122-62
 1-25-86.....H.....W.....88-57
 2-8-86.....A.....L.....63-77
 2-5-87.....H.....W.....67-57
 2-19-87.....A.....W.....69-57
 1-7-88.....H.....W.....77-51
 2-6-88.....A.....W.....78-39
 1-7-89.....A.....W.....91-61
 2-2-89.....H.....W.....69-55
 1-25-90.....H.....L.....57-64
 2-24-90.....A.....W.....53-51
 12-13-90.....H.....W.....76-71
 12-15-97.....H.....L.....79-82
 1-2-99.....A.....L.....50-78
 3-20-13.....H.....W.....68-45
 11-30-13.....A.....W.....71-67
 12-7-14.....H.....W.....64-58
 12-11-16.....H.....W.....84-70

UNLV (28-27)
 Record at SDSU.....18-8
 Record at UNLV.....10-19
 Record at Neutral.....0-0
 Most Points SDSU.....92, 1997
 Most Points UNLV.....102, 1986
 Largest Margin SDSU.....44, 1997
 Largest Margin UNLV.....41, 2001
 Longest SDSU Win Streak.....7
 Longest UNLV Win Streak.....9
 Current Streak.....UNLV 1
 2-2-79.....A.....L.....58-78
 11-30-79.....A.....L.....67-90
 2-1-80.....H.....W.....75-67
 12-13-80.....A.....W.....70-61
 1-26-81.....H.....W.....78-59
 3-15-85.....A.....W.....70-68
 2-1-86.....H.....W.....77-71
 2-6-86.....A.....L.....75-102
 1-24-87.....A.....L.....52-85
 2-7-87.....H.....L.....58-63
 1-21-88.....H.....W.....69-63
 2-20-88.....A.....L.....62-67
 1-21-89.....A.....W.....55-51
 2-16-89.....H.....W.....65-64
 1-9-90.....H.....L.....60-91
 2-3-90.....A.....L.....51-91
 1-9-97.....H.....W.....92-48
 2-8-97.....A.....W.....62-50
 1-29-00.....H.....W.....54-52
 2-26-00.....A.....L.....63-69
 1-27-01.....H.....L.....41-82
 2-24-01.....A.....L.....67-68
 1-12-02.....A.....L.....55-67
 2-9-02.....H.....L.....49-57
 1-18-03.....H.....L.....49-50
 2-15-03.....A.....L.....61-81
 1-17-04.....A.....L.....58-76
 2-14-04.....H.....L.....56-65
 1-15-05.....H.....W.....76-60
 2-12-05.....A.....L.....54-77
 1-14-06.....A.....L.....54-71
 2-15-06.....H.....L.....48-64
 1-6-07.....A.....L.....54-71
 2-8-07.....H.....W.....67-54
 1-26-08.....A.....W.....75-55
 2-27-08.....H.....W.....68-50
 2-4-09.....H.....W.....83-58
 3-7-09.....A.....W.....61-55
 3-14-09.....A.....W.....71-63
 1-13-10.....H.....W.....70-41
 2-13-10.....A.....L.....59-66
 1-11-11.....A.....W.....55-52
 2-12-11.....H.....W.....77-60
 1-14-12 (ot).....A.....W.....66-62
 2-11-12.....H.....W.....77-64
 1-16-13.....A.....W.....74-60
 2-17-13.....H.....W.....86-50
 1-18-14.....A.....L.....59-74
 3-4-14.....H.....W.....64-63
 1-17-15.....A.....L.....47-64
 3-3-15.....H.....W.....76-61
 1-30-16.....H.....L.....41-55
 3-4-16.....A.....L.....51-62
 1-18-17.....H.....W.....87-68
 2-18-17.....A.....L.....62-80

ALL-TIME SCORES



USC (6-27)

1-21-77	A	W	62-59
2-8-77	H	L	61-85
1-17-78	H	L	57-69
2-7-78	H	L	83-99
1-20-79	H	L	47-61
3-1-79	H	L	44-67
2-5-80	H	L	62-65
2-29-80	A	L	63-66
1-21-81	H	L	46-75
3-8-81	A	L	45-58
1-2-94	A	L	62-82
12-6-94	H	L	55-67
12-6-95	A	W	67-66
12-1-96	H	L	60-71
12-13-97	A	L	51-62
12-4-99	H	L	60-72
12-19-10	A	L	64-74
11-30-12	H	W	80-46
11-13-13	A	L	61-65

U.S. International (3-0)

11-13-79	A	W	85-25
2-8-80	A	W	forfeit
11-17-81	H	W	90-39

Utah (15-31)

12-15-79	N	W	57-54
12-4-82	A	L	77-87
1-12-91	H	W	87-80
2-9-91	A	L	58-79
2-6-92	H	W	74-51
3-7-92	A	L	61-71
2-4-93	A	L	42-68
3-6-93	H	W	63-57
3-12-93	A	L	56-74
1-13-94	H	W	62-38
2-25-94	A	W	71-52
1-12-95	A	W	70-55
2-25-95	H	W	71-55
3-11-95	N	L	57-64
1-13-96	H	W	67-55
2-22-96	A	L	56-69
3-8-97	N	W	56-50
1-14-99	A	L	60-74
2-11-99	H	L	42-64
1-13-00	H	L	44-53
2-10-00	A	L	38-63
1-13-01	H	L	47-56
2-8-01	A	L	46-62
2-2-02	A	L	59-75
2-28-02	H	L	45-47
1-25-03	H	L	44-59
2-20-03	A	L	22-66
2-5-04	H	L	29-56
3-6-04	A	L	51-63
3-10-04	N	L	51-68
2-5-05	A	L	52-65
3-3-05	H	L	54-64
1-11-06	H	L	39-76
2-11-06	A	L	43-78
1-4-07	A	L	48-51
2-3-07	H	W	71-66
1-16-08	A	L	62-74
2-16-08	H	L	51-63
1-11-09	A	L	52-58

Utah (cont.)

2-11-09	H	W	55-49
3-14-09	N	L	58-63
1-20-10	H	W	51-42
2-21-10	A	L	55-73
3-13-10 (ot)	N	W	70-60
1-8-11 (ot)	H	L	67-70
2-9-11	A	W	50-49

Utah State (6-4)

Record at SDSU	4-1
Record at USU	1-3
Record at Neutral	0-0
Most Points SDSU	132, 1983
Most Points USU	79, 2014
Largest Margin SDSU	68, 1983
Largest Margin USU	19, 2016
Longest SDSU Win Streak	4
Longest USU Win Streak	3
Current Streak	SDSU 1
12-5-80	H W 79-51
12-2-82	A W 96-63
12-16-83	H W 132-64
1-25-14	H W 88-72
2-19-14	A L 69-79
1-31-15	A W 70-59
1-2-16	H L 36-55
1-23-16	A L 59-72
1-14-17	A L 47-53
2-15-17	H W 66-59

Utah Valley (1-1)

2-10-05	H	W	91-45
11-22-06	A	L	44-75

Villanova (1-0)

12-29-92	A	W	56-54
----------	---	---	-------

Virginia (0-1)

12-29-81	N	L	34-38
----------	---	---	-------

Wake Forest (1-0)

12-28-09	H	W	63-62
----------	---	---	-------

Washington (1-3)

11-26-11	H	W	63-51
12-5-12	A	L	58-59
12-18-14	H	L	48-69
11-23-15	A	L	51-80

Washington State (3-2)

11-23-81	H	W	59-58
12-22-03	A	W	63-56
12-11-04	H	L	50-55
12-21-10	H	W	66-57
12-2-11	A	L	50-65

Weber State (0-1)

12-1-82 (ot)	A	L	93-95
--------------	---	---	-------

West Texas A&M (1-0)

11-24-84	N	W	82-63
----------	---	---	-------

West Virginia (2-0)

12-31-85	N	W	73-71
3-23-10	N	W	64-55

Western Michigan (1-0)

12-30-07	H	W	77-72
----------	---	---	-------

Wichita State (1-1)

11-19-05	A	L	79-91
12-3-06 (ot)	H	W	74-73

Wisconsin (1-0)

11-29-15 (ot)	H	W	63-57
---------------	---	---	-------

Wyoming (27-27)

Record at SDSU	15-9
Record at WYO	7-17
Record at Neutral	5-1
Most Points SDSU	84, 2016
Most Points WYO	86, 2002
Largest Margin SDSU	31, 1997
Largest Margin WYO	35, 2002
Longest SDSU Win Streak	5
Longest WYO Win Streak	12
Current Streak	WYO 1
2-2-91 (ot)	H W 79-75
3-2-91	A L 58-69
1-23-92	H W 83-63
2-22-92	A W 78-69
3-12-92	N W 66-58
1-30-93	H W 53-48
2-25-93	A L 72-78
1-29-94	A W 76-54
2-4-94	H W 70-61
1-26-95	A W 68-49
2-4-95	H W 81-55
2-3-96	A L 60-66
2-10-96	H W 55-38
1-16-97	A W 54-48
2-15-97	H W 79-48
2-3-00	H L 71-78
3-2-00	A L 55-63
2-1-01	H W 58-50
3-3-01	A L 59-73
1-19-02	A L 51-86
2-14-02	H L 43-53
2-8-03	H L 52-66
3-5-03	A L 43-60
1-22-04	H L 60-71
2-21-04	A L 46-71
1-22-05	A L 43-69
2-17-05	H L 66-69
1-28-06	H L 53-64
3-2-06	A L 45-78
1-17-07	A L 47-71
2-18-07	H W 55-47
3-7-07	N L 44-56
1-19-08	A L 49-65
2-20-08	H L 44-55
3-12-08	N W 66-54
1-14-09	H W 49-42
2-15-09	A L 61-64
1-9-10	H W 65-50
2-10-10	A L 51-63
3-10-10	N W 61-50
1-29-11	A L 51-59
3-2-11	H L 50-63
1-24-12	H W 56-45
2-21-12	A W 68-55
3-9-12	N W 73-55

Wyoming (cont.)

1-19-13	H	W	66-43
2-20-13	A	W	57-51
2-12-14	H	L	60-69
1-14-15	H	W	57-54
2-11-15	A	L	66-74
12-30-15	A	W	84-77
2-24-16	H	W	53-40
3-7-16	N	W	62-44
2-1-17	A	L	67-80

Grey shading indicates 2017-18 opponents

WAC TOURNAMENT CHAMPIONS



1994 WAC TOURNAMENT CHAMPIONS
Salt Lake City, Utah (Huntsman Center), March 9-12
 San Diego State 95, New Mexico 60
 San Diego State 73, Fresno State 53
Championship: San Diego State 51, Colorado State 47

SALT LAKE CITY - SDSU used a 16-point performance from tournament MVP Christina Murguia to claim the 1994 WAC championship, 51-47, over Colorado State.

The Aztecs shot just over 33 percent from the field, but Murguia's basket with 1:01 remaining gave her team a four-point lead at 49-45. An offensive rebound by Falisha Wright with 15 seconds left and two game-icing free throws by her sister Lakeysha Wright with 8.2 seconds secured the Aztec victory.

SDSU trailed by just one at the break, but then fell behind the Rams 35-32 in the opening part of the second half. Murguia, however, provided the spark off the bench, turning a one-point Aztec deficit into the lead with consecutive jumpers from the top of the key, followed by a steal, which led to a layup by teammate Tammy Blackburn.


With the win, SDSU tied the school record for victories and completed the sweep of both the WAC regular season and tournament titles. The Aztecs would go on to play host to the NCAA first and second rounds at Peterson Gym.

CSU	FG	3FG	FT	REB	F	TP	A	I	B	S	MP
Meadows	2-9	0-0	2-2	9	2	6	1	2	0	0	27
Dominguez	1-2	0-0	0-0	1	2	2	4	6	0	0	40
Bainum	4-7	0-1	0-0	6	2	8	1	1	0	0	33
Smith	4-8	0-1	2-2	12	0	10	3	6	0	1	39
James	5-16	0-0	2-2	2	2	12	2	3	1	1	27
Brunner	3-7	1-3	0-0	3	3	7	1	1	0	0	23
Wormal	1-1	0-0	0-0	1	1	2	0	0	0	1	11
TEAM				4				1			
TOTALS	20-50	1-5	6-6	38	12	47	12	20	1	3	200
Pct.	40.0	20.0	1.000								

SDSU	FG	3FG	FT	REB	F	TP	A	I	B	S	MP
Wright	3-14	1-1	0-0	7	1	7	9	1	1	4	39
Blackburn	3-7	0-0	0-0	6	0	6	2	2	0	0	30
Epps	3-15	0-0	1-6	8	1	7	0	1	0	1	32
Johnson	1-4	0-0	0-0	2	0	2	1	2	0	1	22
Suman	3-8	0-0	3-4	5	3	9	1	3	2	1	28
Wright, L.	0-0	0-0	2-2	1	2	2	1	1	0	1	10
Murguia	8-14	0-0	0-0	5	3	16	3	2	0	2	30
DiCamilli	1-4	0-0	0-0	1	0	2	0	0	0	0	9
TEAM				2							
TOTALS	22-66	1-1	6-12	37	10	51	17	12	3	10	200
Pct.	33.3	1.000	50.0								

Technical fouls: N/A
 Attendance: 1,126

Score by Periods	1st	2nd	Total
Colorado State	27	20	47
San Diego State	26	25	51



1997 WAC TOURNAMENT CHAMPIONS
Las Vegas, Nev. (Thomas & Mack Center), March 5-8
 San Diego State 57, New Mexico 50
 San Diego State 74, Hawai'i 48
Championship: San Diego State 56, Utah 50

LAS VEGAS - San Diego State won its second WAC tournament title by defeating the University of Utah, 56-50, in the championship game.

The Aztecs, who trailed most of the game, entered the halftime locker room down, 27-23. SDSU opened the second half on a 9-5 run to cut the score to 34-32, but the Utes managed to rebuild their lead to five at 43-38 with 12:33 left in the game. From that point, SDSU went on a 9-3 run to take its first lead of the game, 44-43, with 10:47 left.

After exchanging baskets with Utah, the Aztecs took the lead for good, holding the Utes to just one field goal in the last 10:39 of the game. Pacing the Aztecs was Jodi Nowlin-Tres, who scored a team-high 19 points and eight rebounds. Also scoring in double figures was Falisha Wright (15) and junior forward Olivia DiCamilli (12).

SDSU	FG	3FG	FT	REB	F	TP	A	T	B	S	MP
Bale	1-2	0-0	0-0	0	1	2	1	0	0	1	11
Harris	1-7	0-0	2-2	1	4	4	1	1	0	0	27
Nowlin-Tres	8-15	1-2	2-3	8	3	19	1	2	1	6	40
Wright	5-9	1-1	4-6	5	1	15	6	6	0	3	40
DiCamilli	5-8	0-0	2-5	6	2	12	1	1	1	2	39
Rucker	0-2	0-1	0-1	1	0	0	2	2	0	1	14
Woods	1-7	0-0	2-2	8	1	4	2	4	0	0	29
TEAM				1							
TOTALS	21-50	2-4	12-19	30	12	56	14	18	2	13	200
Pct.	42.0	50.0	63.2								

UTAH	FG	3FG	FT	REB	F	TP	A	T	B	S	MP
Krommenhoek	7-15	5-12	2-3	2	2	21	2	5	0	1	40
King-Noel	4-6	0-0	2-4	9	1	10	4	3	0	0	36
Works, Sara	7-11	0-0	0-1	5	3	14	0	0	2	3	33
Bills	1-7	0-3	0-1	7	2	2	7	7	0	1	39
Thueson	0-2	0-2	0-0	2	4	0	1	3	0	1	16
Fuertes	0-0	0-0	0-0	1	1	0	4	6	0	1	22
Red	1-1	0-0	0-0	0	0	2	0	0	0	0	3
Thill	0-0	0-0	1-1	0	1	1	0	0	0	1	5
Rose	0-0	0-0	0-0	1	2	0	0	0	0	0	6
TEAM				2							
TOTALS	20-42	5-17	5-10	29	16	50	18	24	2	8	200
Pct.	47.6	29.4	50.0								

Technical fouls: N/A
 Attendance: 2,177

Score by Periods	1st	2nd	Total
San Diego State	23	33	56
Utah	27	22	50

MW TOURNAMENT CHAMPIONS



2010 MW TOURNAMENT CHAMPIONS
 Las Vegas, Nev. (Thomas & Mack Center), March 8-12
 San Diego State 60, Wyoming 51
 San Diego State 77, Brigham Young 47
Championship: San Diego State 70, Utah 60 (OT)

LAS VEGAS - San Diego State outscored Utah 12-2 in overtime to cap a dramatic rally, giving the Aztecs their first Mountain West tournament title with a 70-60 victory at the Thomas & Mack Center in Las Vegas. SDSU claimed the league's automatic bid to the NCAA tournament, improving to 21-10 overall and avenging last year's loss to the Utes in the same MW championship contest.

Aztec seniors Jené Morris and Quenese Davis combined to score 43 of the team's 70 points, including 16 of the final 22, and also chipped in 12 assists and five steals together. Junior Paris Johnson had 10 points and a team-best seven rebounds and three blocks and classmate Coco Davis tallied three steals.

San Diego State got off to a quick start, jumping ahead by nine points twice, including at the 14:31 mark. Utah would eventually catch up and take its first advantage of the afternoon only four minutes later at 17-16. Five ties and six lead changes later, the Utes headed into the locker room up 34-33 on a last-second 3-point heave by Kalee Whipple.

Utah was up by as many as eight points in the second half, including at 56-48 with four minutes left. From there, the SDSU defense proved stifling, limiting the Utes to only two points - both from the free throw line - as the Aztecs tied the game at 58 on a basket by Coco Davis with 1:04 remaining to send the game into overtime.

San Diego State dominated the extra time, scoring first on a rebound basket by Allison Duffy and forcing Utah into four turnovers and four missed shots from the field. The Aztecs converted two of those giveaways into points and went on to outscore the Utes 12-2 to come away with the win.

UTAH	FG	3FG	FT	REB	F	TP	A	T	B	S	MP
Whipple	5-22	3-8	2-2	9	2	15	3	2	0	2	45
Sawyer	3-7	0-1	0-0	11	2	6	1	4	2	0	41
Wicijowski	7-12	0-0	5-6	7	3	19	0	3	0	2	42
Badon	3-8	0-1	2-2	2	2	8	4	4	0	1	43
Messer	1-2	1-2	0-0	0	2	3	1	1	0	0	22
Rodrigues	3-5	1-1	2-2	0	0	9	1	3	0	0	25
Rolniak	0-0	0-0	0-0	0	0	0	0	1	0	0	7
TEAM				3				2			
TOTALS	22-56	5-13	11-12	32	11	60	10	20	2	5	225
Pct.	39.3	38.5	91.7								

SDSU	FG	3FG	FT	REB	F	TP	A	T	B	S	MP
Bradley	3-5	0-0	2-2	4	2	8	0	2	0	0	27
Johnson	5-9	0-0	0-2	7	2	10	2	1	3	1	38
Davis, C.	2-4	1-2	0-0	4	0	5	3	2	0	3	44
Davis, Q.	9-15	2-4	2-2	2	4	22	6	1	0	2	43
Morris	9-18	0-3	3-4	2	2	21	6	5	0	3	44
Duffy, As.	0-0	0-0	0-0	0	0	0	0	0	0	0	3
Duffy, Al.	2-4	0-1	0-0	4	3	4	1	2	0	2	22
Tutt	0-0	0-0	0-0	1	1	0	0	0	0	0	4
TEAM				1				1			
TOTALS	30-55	3-10	7-10	25	14	70	18	14	3	11	225
Pct.	54.4	30.0	70.0								

Technical fouls: N/A
 Attendance: 3,829

Score by Periods	1st	2nd	OT	Total
Utah	34	24	2	60
San Diego State	33	25	12	70



2012 MW TOURNAMENT CHAMPIONS
 Las Vegas, Nev. (Thomas & Mack Center), March 7-10
 San Diego State 68, Air Force 58
 San Diego State 73, Wyoming 55
Championship: San Diego State 57, New Mexico 43

LAS VEGAS - San Diego State claimed its second Mountain West championship and earned its third trip to the NCAA tournament in the last four years with a 57-43 victory over New Mexico at the Thomas & Mack Center. The Aztecs moved to 25-6 overall with the win, while the seventh-seeded Lobos concluded their season with an 11-20 mark.

SDSU was led by Courtney Clements, who scored a game-high 16 points and added six rebounds and two assists, while Chelsea Hopkins recorded 14 points, four assists and four steals in 29 minutes to capture MVP honors. Malia Nahinu, who joined Clements and Hopkins on the all-tournament squad, grabbed a game-best eight boards and blocked four shots.

Neither side shot well most of the afternoon, as the sides combined for just 16 points through the first 10 minutes of the game. UNM scored the first basket of the game, but then never led again, as the Aztecs were up by as many as 15 points at 19-4 by the 7:06 mark. The Lobos used a 6-0 run to cut into their deficit and only trailed by seven at the break.

New Mexico came out strong out of the locker room, narrowing the gap to just four points at 26-22 on a Lauren Taylor three-point play, but the Aztecs countered immediately with a triple from freshman Ahjalee Harvey and were eventually back up by double-figures with 12 minutes remaining in the championship.

SDSU received six points from Desi Culberson during a key 10-1 spurt to build its largest lead at 41-25 and eventually went on to claim the title by a 14-point margin at 57-43.

The Aztecs shot 48 percent from the field and 90 percent at the line in the second half and dominated the glass by a 45-29 margin. The victory was the first in seven chances at the Mountain West tournament over the Lobos.

UNM	FG	3FG	FT	REB	F	TP	A	T	B	S	MP
Taylor	4-8	1-5	5-5	5	0	14	1	4	0	1	28
Nelson	1-7	1-3	4-4	3	2	7	2	3	0	1	37
Erskine	0-3	0-0	2-4	4	4	2	1	1	0	1	17
Jackson	0-0	0-0	0-1	1	1	0	1	2	0	0	16
Torrance	5-12	0-0	2-6	6	3	12	1	1	3	2	36
Durbin	3-13	0-6	0-0	3	2	6	2	2	0	0	38
Rhoades	0-1	0-0	0-0	0	0	0	0	1	0	0	2
Muraida	0-0	0-0	0-0	0	0	0	0	0	0	0	1
Nnaji	0-1	0-0	1-2	5	3	1	1	2	0	0	23
Parker	0-0	0-0	1-2	0	0	1	0	0	0	0	1
Stark	0-0	0-0	0-0	0	1	0	0	0	0	0	1
TEAM				2							
TOTALS	13-45	2-14	15-23	29	16	43	9	16	3	5	200
Pct.	28.9	14.36	5.2								

SDSU	FG	3FG	FT	REB	F	TP	A	T	B	S	MP
Tutt	0-1	0-0	0-2	3	0	0	0	1	0	0	26
Nahinu	1-3	0-0	4-4	8	3	6	1	2	4	0	24
Hopkins	5-12	0-1	4-7	5	3	14	4	2	0	4	29
Stamps	2-6	0-1	2-3	2	1	6	0	1	0	0	22
Clements	7-18	2-9	0-0	6	2	16	2	3	0	1	27
Sweat	0-0	0-0	2-4	0	1	2	0	1	0	0	6
Harvey	1-5	1-4	0-0	3	0	3	0	3	0	1	11
Culberson	3-6	0-1	2-4	4	2	8	1	0	1	2	17
Clark	0-1	0-1	0-0	1	3	0	0	0	0	1	13
Griffin	0-2	0-0	2-2	2	1	2	3	0	0	1	11
Amarikwa	0-0	0-0	0-1	3	3	0	0	1	0	1	14
TEAM				8							
TOTALS	19-54	3-17	16-27	45	19	57	11	14	5	11	200
Pct.	35.2	17.6	59.3								

Technical fouls: N/A
 Attendance: 4,872

Score by Periods	1st	2nd	Total
New Mexico	15	28	43
San Diego State	22	35	57



POSTSEASON HISTORY

NCAA Tournament (6-9)

1984 (1-1)

NCAA West Regional First Round, March 16
San Diego, Calif. (Peterson Gym)
San Diego State 70, Oregon 63

NCAA West Regional Semifinals, March 22
Los Angeles, Calif. (L.A. Sports Arena)
Long Beach State 91, San Diego State 73 (OT)

1985 (1-1)

NCAA Midwest Regional First Round, March 15
Las Vegas, Nev. (Thomas & Mack Center)
San Diego State 70, UNLV 68

NCAA Midwest Regional Semifinals, March 22
Monroe, La. (Ewing Coliseum)
Louisiana Tech 94, San Diego State 64

1993 (0-1)

NCAA West Regional First Round, March 19
Athens, Ga. (Georgia Coliseum)
Georgia 85, San Diego State 68

1994 (1-1)

NCAA West Regional First Round, March 18
San Diego, Calif. (Peterson Gym)
San Diego State 81, Hawai'i 75

NCAA West Regional Second Round, March 20
San Diego, Calif. (Peterson Gym)
Texas A&M 75, San Diego State 72 (OT)

1995 (0-1)

NCAA West Regional First Round, March 16
San Diego, Calif. (Peterson Gym)
Montana 57, San Diego State 46

1997 (0-1)

NCAA Midwest Regional First Round, March 15
Knoxville, Tenn. (Thompson-Boling Arena)
Oregon 80, San Diego State 68

2009 (1-1)

NCAA First Round, March 21
San Diego, Calif. (Cox Arena)
San Diego State 76, DePaul 70

NCAA Second Round, March 23
San Diego, Calif. (Cox Arena)
Stanford 77, San Diego State 49

2010 (2-1)

NCAA First Round, March 21
Austin, Texas (Frank Erwin Center)
San Diego State 74, Texas 63

NCAA Second Round, March 23
Austin, Texas (Frank Erwin Center)
San Diego State 64, West Virginia 55

NCAA Memphis Regional, March 27
Memphis, Tenn. (FedExForum)
Duke 66, San Diego State 58

2012 (0-1)

NCAA First Round, March 18
Baton Rouge, La. (Pete Maravich Assembly Center)
LSU 64, San Diego State 56

AIAW Tournament (1-2)

1981 (1-2)

AIAW Western Regionals, March 12-14
Malibu, Calif. (Pepperdine University)
San Diego State 77, California 64
Long Beach State 71, San Diego State 56
UCLA 61, San Diego State 54 (Consolation)

Women's NIT (3-2)

1989 (2-1)

WNIT First Round, March 23
Amarillo, Texas (Cal Farley Coliseum)
San Diego State 99, Radford 92 (2OT)

WNIT Second Round, March 24
Amarillo, Texas (Cal Farley Coliseum)
San Diego State 97, Murray St. 81

WNIT Final, March 25
Amarillo, Texas (Cal Farley Coliseum)
Oregon 67, San Diego State 64

2013 (1-1)

WNIT First Round, March 20
San Diego, Calif. (Viejas Arena)
San Diego State 69, UC Santa Barbara 46

WNIT Second Round, March 23
Provo, Utah (Marriott Center)
Brigham Young 69, San Diego State 58

Conference Tournaments (26-24)

■ PACIFIC COAST ATHLETIC ASSOCIATION (3-3)

1986 (1-1)

Long Beach, Calif./Inglewood, Calif., March 6-8
San Diego State 73, UC Irvine 56
Long Beach State 116, San Diego State 74

1987 (1-1)

Long Beach, Calif./Inglewood, Calif., March 5-6
San Diego State 68, Hawai'i 62
Long Beach State 108, San Diego State 74

1988 (1-1)

Long Beach, Calif./Inglewood, Calif., March 10-11
San Diego State 64, Fresno State 60
Long Beach State 94, San Diego State 78

■ BIG WEST CONFERENCE (0-2)

1989 (0-1)

Long Beach, Calif. (Long Beach Arena), March 9
Cal State Fullerton 68, San Diego State 60

1990 (0-1)

Long Beach, Calif. (Long Beach Arena), March 7
San Jose State 81, San Diego State 59

■ WESTERN ATHLETIC CONFERENCE (11-5)

1991 (0-1)

Laramie, Wyo. (Arena Auditorium), March 8
Creighton 78, San Diego State 75

1992 (1-1)

Salt Lake City, Utah (Huntsman Center), March 12-13
San Diego State 66, Wyoming 58
Creighton 89, San Diego State 66

1993 (1-1)

Salt Lake City, Utah (Huntsman Center), March 10-12
San Diego State 62, Fresno State 38
Utah 74, San Diego State 56

1994 (3-0) WAC Tournament Champions

Salt Lake City, Utah (Huntsman Center), March 9-12
San Diego State 95, New Mexico 60
San Diego State 73, Fresno State 53
San Diego State 51, Colorado State 47

1995 (2-1) WAC Tournament Runner-Up

Albuquerque, N.M. (University Arena), March 8-11
San Diego State 57, New Mexico 39
San Diego State 71, Texas-El Paso 49
Utah 64, San Diego State 57

1996 (1-1)

Albuquerque, N.M. (University Arena), March 6-8
San Diego State 69, Fresno State 48
Colorado State 64, San Diego State 58

1997 (3-0) WAC Tournament Champions

Las Vegas, Nev. (Thomas & Mack Center), March 5-8
San Diego State 57, New Mexico 50
San Diego State 74, Hawai'i 48
San Diego State 56, Utah 50

■ MOUNTAIN WEST (14-14)

2000 (0-1)

Las Vegas, Nev. (Thomas & Mack Center), March 8
Brigham Young 78, San Diego State 37

2001 (0-1)

Las Vegas, Nev. (Thomas & Mack Center), March 7
New Mexico 55, San Diego State 49

2002 (0-1)

Las Vegas, Nev. (Thomas & Mack Center), March 6
New Mexico 65, San Diego State 52

2003 (0-1)

Las Vegas, Nev. (Thomas & Mack Center), March 12
New Mexico 54, San Diego State 49

2004 (0-1)

Denver, Colo. (Pepsi Center), March 10
Utah 68, San Diego State 51

2005 (0-1)

Denver, Colo. (Pepsi Center), March 9
New Mexico 81, San Diego State 52

2006 (0-1)

Denver, Colo. (Pepsi Center), March 7
Colorado State 69, San Diego State 58

2007 (0-1)

Las Vegas, Nev. (Thomas & Mack Center), March 7
Wyoming 56, San Diego State 44

2008 (2-1) MW Tournament Runner-Up

Las Vegas, Nev. (Thomas & Mack Center), March 12-15
San Diego State 66, Wyoming 54
San Diego State 69, TCU 67
New Mexico 62, San Diego State 59

2009 (1-1) MW Tournament Runner-Up

Las Vegas, Nev. (Thomas & Mack Center), March 13-14
San Diego State 71, UNLV 63
Utah 63, San Diego State 58

POSTSEASON HISTORY



2010 (3-0) MW Tournament Champions

Las Vegas, Nev. (Thomas & Mack Center), March 8-12
 San Diego State 60, Wyoming 51
 San Diego State 77, Brigham Young 47
 San Diego State 70, Utah 60 (OT)

2011 (0-1)

Las Vegas, Nev. (Thomas & Mack Center), March 8-12
 New Mexico 65, San Diego State 57

2012 (3-0) MW Tournament Champions

Las Vegas, Nev. (Thomas & Mack Center), March 7-10
 San Diego State 68, Air Force 58
 San Diego State 73, Wyoming 55
 San Diego State 57, New Mexico 43

2013 (2-1) MW Tournament Runner-Up

Las Vegas, Nev. (Thomas & Mack Center), March 12-16
 San Diego State 67, Nevada 39
 San Diego State 67, New Mexico 39
 Fresno State 76, San Diego State 70

2014 (1-1)

Las Vegas, Nev. (Thomas & Mack Center), March 10-15
 San Diego State 63, Air Force 56
 Nevada 53, San Diego State 48

2015 (1-1)

Las Vegas, Nev. (Thomas & Mack Center), March 9-14
 San Diego State 70, Nevada 48
 New Mexico 57, San Diego State 56

2016 (1-1)

Las Vegas, Nev. (Thomas & Mack Center), March 7-12
 San Diego State 62, Wyoming 44
 Colorado State 53, San Diego State 41

2017 (0-1)

Las Vegas, Nev. (Thomas & Mack Center), March 6-10
 San José State 58, San Diego State 76

■ MOUNTAIN WEST TOURNAMENT RECORD VS:

Air Force	2-0
Boise State	0-0
Fresno State	0-1
Nevada	2-1
New Mexico	2-6
Colorado State	0-2
San José State	0-1
UNLV	1-0
Utah State	0-0
Wyoming	4-1

Former Mountain West Members

Brigham Young	1-1
TCU	1-0
Utah	1-2

► MOUNTAIN WEST TOURNAMENT SUPERLATIVES

■ INDIVIDUAL

Points

28, Jené Morris vs. Brigham Young, 3/12/10
 27, Jené Morris vs. UNLV, 3/13/09
 24, Jené Morris vs. TCU, 3/14/08

Field Goals

10, Jené Morris vs. Brigham Young, 3/12/10
 9, Cierra Warren vs. Air Force, 3/10/14
 9, Courtney Clements vs. Wyoming, 3/9/12
 9, Quenese Davis vs. Utah (OT), 3/13/10
 9, Jené Morris vs. Utah (OT), 3/13/10

Field Goal Attempts

22, Jené Morris vs. Utah, 3/14/09
 21, Courtney Clements vs. Fresno State, 3/16/13
 20, Jené Morris vs. TCU, 3/14/08
 20, McKynzie Fort vs. San José State, 3/6/17

Field Goal Percentage (min 5 made)

.857 (6-7), Erimma Amarikwa vs. Nevada, 3/14/13
 .714 (10-14), Jené Morris vs. Brigham Young, 3/12/10
 .642 (9-14), Cierra Warren vs. Air Force, 3/10/14
 .642 (9-14), Atim Oti vs. New Mexico, 3/6/02

3-Point Field Goals

4, Danesha Long vs. Air Force, 3/10/14
 4, Jené Morris vs. Wyoming, 3/12/08
 4, Courtney Fritz vs. Utah, 3/10/04
 4, Sophia Sledge vs. New Mexico, 3/6/02

3-Point Field Goal Attempts

12, Michelle Strawberry vs. Colorado State, 3/7/06
 11, Courtney Clements vs. Fresno State, 3/16/13
 10, Danesha Long vs. Air Force, 3/10/14
 10, Courtney Fritz vs. Utah, 3/10/04

Free Throws

11, Jené Morris vs. UNLV, 3/13/09
 9, Chelsea Hopkins vs. Air Force, 3/7/12
 6, Cierra Warren vs. Nevada, 3/11/14
 6, Jené Morris vs. Brigham Young, 3/12/10
 6, Quenese Davis vs. Wyoming, 3/10/10
 6, Allison Duffy vs. Wyoming, 3/12/08

Free Throw Attempts

15, Jené Morris vs. UNLV, 3/13/09
 11, Chelsea Hopkins vs. Air Force, 3/7/12
 10, Quenese Davis vs. Wyoming, 3/7/07
 10, Mary Apiafi vs. Brigham Young, 2000

Free Throw Percentage (min 5 made)

1.000 (6-6), Cierra Warren vs. Nevada, 3/11/14
 1.000 (6-6), Jené Morris vs. Brigham Young, 3/12/10
 1.000 (6-6), Allison Duffy vs. Wyoming, 3/12/08

Rebounds

15, Chelsea Hopkins vs. Fresno State, 3/16/13
 14, Chelsea Hopkins vs. New Mexico, 3/15/13
 13, Deajanae Scurry vs. Air Force 3/10/14

Assists

14, Chelsea Hopkins vs. Nevada, 3/11/13
 10, Chelsea Hopkins vs. Wyoming, 3/8/12
 10, Quenese Davis vs. TCU, 3/14/08

Steals

6, Jené Morris vs. Brigham Young, 3/12/10
 5, Quenese Davis vs. New Mexico, 3/15/08
 4, Ariell Bostick vs. Wyoming, 3/7/16
 4, McKynzie Fort vs. Wyoming, 3/7/16
 4, Erimma Amarikwa vs. Nevada, 3/9/15
 4, Chelsea Hopkins vs. Nevada, 3/14/13
 4, Chelsea Hopkins vs. New Mexico, 3/10/12
 4, Jené Morris vs. UNLV, 3/13/09
 4, Jené Morris vs. Wyoming, 3/12/08

Blocked Shots

7, Cierra Warren vs. Nevada, 3/11/14
 7, Jessica Bradley vs. Wyoming, 3/10/10
 7, Paris Johnson vs. UNLV, 3/13/09

■ TEAM

Points

77, vs. Brigham Young, 3/12/10
 73, vs. Wyoming, 3/9/12
 71, vs. UNLV, 3/13/09

Field Goals

32, vs. Wyoming, 3/9/12
 30, vs. Utah (OT), 3/13/10
 28, vs. Nevada, 3/9/15

Field Goal Attempts

72, vs. Fresno State, 3/16/13
 63, vs. Utah, 3/14/09
 60, vs. Colorado State, 3/7/06

Field Goal Percentage

.561 (32-57), vs. Wyoming, 3/9/14
 .544 (30-55), vs. Utah, 3/13/10
 .529 (27-51), vs. Brigham Young, 3/12/10

3-Point Field Goals

7, vs. New Mexico, 3/8/11
 6, vs. Air Force, 3/9/14
 6, vs. Fresno State, 3/16/13
 6, vs. New Mexico, 3/15/08
 6, vs. Utah, 3/10/04

3-Point Field Goal Attempts

23, vs. Fresno State, 3/16/13
 19, vs. Air Force, 3/9/14
 19, vs. Utah, 3/14/09
 19, vs. Colorado State, 3/7/06

Free Throws

18, vs. Nevada, 3/10/14
 18, vs. Brigham Young, 3/12/10
 16, vs. Wyoming, 3/10/10

Free Throw Attempts

27, vs. New Mexico, 3/10/12
 26, vs. Air Force, 3/7/12
 23, vs. Brigham Young, 3/12/10
 23, vs. New Mexico, 3/9/05

Free Throw Percentage (min 5 made)

.900 (18-20), vs. Nevada, 3/10/14
 .842 (16-19), vs. Wyoming, 3/10/10
 .833 (5-6), vs. Utah, 3/10/04

Rebounds

48, vs. Fresno State, 3/16/13
 45, vs. New Mexico, 3/10/12
 42, vs. Wyoming, 3/12/08

Assists

21, vs. Brigham Young, 3/12/10
 20, vs. UNLV, 3/13/09
 18, vs. Utah (OT), 3/13/10

Steals

13, vs. Nevada, 3/9/15
 13, vs. Brigham Young, 3/12/10
 13, vs. TCU, 3/14/08

Blocked Shots

11, vs. Wyoming, 3/10/10
 10, vs. Nevada, 3/10/14
 10, vs. Fresno State, 3/16/13

AZTEC HONORS



ALL-AMERICANS

Kodak All-American First Team
1988-89 Chana Perry

Honorable Mention
1992-93 Falisha Wright
1993-94 Falisha Wright

Associated Press All-American Honorable Mention
2011-12 Courtney Clements

WBCA/State Farm All-American Honorable Mention
2008-09 Jené Morris
2009-10 Jené Morris
2011-12 Courtney Clements
2012-13 Courtney Clements
..... Chelsea Hopkins

ACADEMIC ALL-AMERICAN Academic All-American (CoSIDA) First Team
1979-80 Susan Shue

ALL-CONFERENCE HONOREES

Mountain West First Team
2008-09 Jené Morris
..... Paris Johnson
2009-10 Jené Morris
2011-12 Courtney Clements
..... Chelsea Hopkins
2012-13 Courtney Clements
..... Chelsea Hopkins
2013-14 Cierra Warren
2016-17 **McKynzie Fort**

Second Team
1999-2000 Mary Apiafi
2000-01 Jamey Cox
2007-08 Jené Morris
2008-09 Quenese Davis
2009-10 Paris Johnson

Third Team
2000-01 Atim Oti
2001-02 Atim Oti
..... Claire Swinbank
2002-03 Jamey Cox
2003-04 Michelle Elliott
2006-07 Quenese Davis
2009-10 Quenese Davis
2010-11 Jessica Bradley
..... Paris Johnson
2011-12 Malia Nahinu
2012-13 Erimma Amarikwa

Honorable Mention
2002-03 Ashlee Dunlap
2003-04 Courtney Fritz
2004-05 Michelle Elliott
..... Michelle Strawberry
2005-06 Michelle Strawberry
2006-07 Shanna Demus
2007-08 Allison Duffy
..... Paris Johnson
2010-11 Courtney Clements
2011-12 Kiyana Stamps
2012-13 Malia Nahinu
2014-15 Erimma Amarikwa
2015-16 **McKynzie Fort**

Player of the Year
2011-12 Courtney Clements
2012-13 Chelsea Hopkins

Tournament MVP
2009-10 Quenese Davis
2011-12 Chelsea Hopkins

Coach of the Year
2008-09 Beth Burns
2011-12 Beth Burns
2012-13 Beth Burns

Defensive Player of the Year
2008-09 Jené Morris
2009-10 Jené Morris

All-Defensive Team
2008-09 Quenese Davis
..... Paris Johnson
..... Jené Morris
2009-10 Jené Morris
2010-11 Paris Johnson
2011-12 Kaleena Tutt
2012-13 Gabrielle Clark
..... Chelsea Hopkins
2015-16 **McKynzie Fort**

Newcomer of the Year
2009-10 Jessica Bradley

All-Newcomer Team
1999-2000 Jamey Cox

All-Freshman Team
2013-14 Ariell Bostick
2014-15 **McKynzie Fort**

All-Academic Team
2000-01 Sophia Sledge
..... Claire Swinbank
..... Morgan Vargas
2001-02 Valencia Howard
..... Claire Swinbank
..... Morgan Vargas
..... Ashonda Williams
..... Heather Wolf
2002-03 Andrea Kiesling
2003-04 Lindsey Casey
..... Jessica Huettl
2004-05 Lindsey Casey
..... Kate Eveland
..... Jessica Huettl
2005-06 Kate Eveland
..... Tamika Lipford
2006-07 Kate Eveland
..... Tamika Lipford
2007-08 Shanna Demus
..... Kate Eveland
..... Tamika Lipford
..... Kim Spinardi
2011-12 Chelsea Hopkins
2012-13 Aleiah Brandon
..... Chelsea Hopkins
2013-14 Chloe Johnson
2014-15 Desi Culberson
..... Chloe Johnson
..... **Cheyenne Greenhouse**
..... Deidra Smith
..... **Lexy Thorderson**

2015-16 **Cheyenne Greenhouse**
..... **Aranxta Gómez Ferrer**
..... Kylie Herd
..... Deidra Smith
..... **Lexy Thorderson**
2016-17 Kymberly Ellison
..... **McKynzie Fort**
..... **Aranxta Gómez Ferrer**
..... **Cheyenne Greenhouse**
..... **Khalia Lark**
..... **Abby Lowe**
..... **Monique Terry**
..... **Lexy Thorderson**

Scholar-Athletes
2003-04 Jessica Huettl
2004-05 Kate Eveland
..... Jessica Huettl
2005-06 Kate Eveland
2006-07 Tamika Lipford
..... Kate Eveland
..... Tamika Lipford
2007-08 Kate Eveland
2015-16 **Aranxta Gómez Ferrer**
..... Kylie Herd
2016-17 **Aranxta Gómez Ferrer**

Western Athletic Conference

First Team
1990-91 Kieishsha Garnes
1991-92 Kieishsha Garnes
1992-93 Falisha Wright
1993-94 Falisha Wright
..... Sorii Epps
..... Rachelle Johnson
1994-95 Christina Murguia
..... Michelle Suman
1995-96 Falisha Wright
..... Tameka Johnson
..... Jodi Nowlin
1996-97-Pacific Division Jodi Nowlin-Tres

Second Team
1991-92 Falisha Wright
1996-97 Olivia DiCamilli

Honorable Mention
1992-93 Michelle Suman
1993-94 Michelle Suman
..... Christina Murguia
1994-95 Lakeysa Wright
1995-96 Olivia DiCamilli

Tournament MVP
1993-94 Christina Murguia
1996-97 Jodi Nowlin-Tres

Coach of the Year
1993-94 Beth Burns
1994-95 Beth Burns
1995-96-Pacific Division Beth Burns

Player of the Year
1990-91 Kieishsha Garnes
1994-95 Christina Murguia

All-Defensive Team
1994-95 Michelle Suman
..... Falisha Wright
..... Lakeysa Wright
1995-96 Jodi Nowlin-Tres
..... Edna Rodriguez
1996-97 Jodi Nowlin-Tres
..... Shaneya Harris
..... Sandy Wright
1998-99 Shannon Lee

All-Newcomer Team
1995-96 Deidra Rucker
1996-97 Alyssa Fredrick
1998-99 Claire Swinbank

All-Academic Team
1992-93 Rachelle Johnson
..... Amy McConnell
1993-94 Olivia DiCamilli
..... Rachelle Johnson
1995-96 Olivia DiCamilli
1996-97 Olivia DiCamilli
1998-99 Charley Murray

Big West Conference First Team
1986-87 Jessica Haynes
1987-88 Chana Perry
1988-89 Chana Perry
1989-90 Julie Evans

Second Team
1985-86 Shelda Arceneaux
..... Jessica Haynes

All-Freshman Team
1988-89 Crystal Lee

Player of the Year
1987-88 Chana Perry (co-player)
1988-89 Chana Perry (co-player)

Freshman of the Year
1988-89 Crystal Lee

Western Collegiate Athletic Association First Team
1979-80 Judy Porter
1980-81 Judy Porter
1983-84 Tina Hutchinson

Second Team
1981-82 Judy Porter
1982-83 Judy Porter
1984-85 Shelda Arceneaux
..... Penny Toler

Bold = 2017-18 Returnees



Susan Shue became the program's first Academic All-American, garnering first-team honors in her final season in 1979-80.

1,000-POINT SCORERS



1. JUDY PORTER (1980-83) - 2,318 Points

Year	Games	FG	3FG	FT	Pts.	Avg.
1979-80	29	199	N/A	105	503	17.3
1980-81	35	255	N/A	145	645	18.4
1981-82	33	234	N/A	183	651	19.7
1982-83	23	194	N/A	131	519	22.6
Totals	120	882	N/A	564	2,318	19.3



2. FALISHA WRIGHT (1992-95) - 1,733 Points

Year	Games	FG	3FG	FT	Pts.	Avg.
1991-92	29	179	49	50	457	15.8
1992-93	26	164	51	77	456	17.5
1993-94	31	147	62	52	408	13.2
1994-95	29	144	44	80	412	14.2
Totals	115	634	206	259	1,733	15.1



3. PARIS JOHNSON (2008-11) - 1,598 Points

Year	Games	FG	3FG	FT	Pts.	Avg.
2007-08	31	144	0	85	373	12.0
2008-09	32	186	0	64	436	13.6
2009-10	34	156	0	67	379	11.1
2010-11	29	161	5	83	410	14.1
Totals	126	647	5	299	1,598	12.2



4. JÉNÉ MORRIS (2008-10) - 1,499 Points

Year	Games	FG	3FG	FT	Pts.	Avg.
2007-08	31	157	46	76	436	14.1
2008-09	30	188	49	58	483	16.1
2009-10	34	221	59	79	580	17.1
Totals	95	566	154	213	1,499	15.8



5. COURTNEY CLEMENTS (2011-13) - 1,495 Points

Year	Games	FG	3FG	FT	Pts.	Avg.
2010-11	29	126	42	38	332	11.4
2011-12	32	210	63	73	556	17.4
2012-13	34	233	77	64	607	17.9
Totals	95	520	124	174	1,495	15.7




6. CHANA PERRY (1988-89) - 1,445 Points

Year	Games	FG	3FG	FT	Pts.	Avg.
1987-88	31	278	0	162	718	23.2
1988-89	31	286	0	155	727	23.5
Totals	62	564	0	317	1,445	23.3



7. JESSICA HAYNES (1986-88) - 1,395 Points

Year	Games	FG	3FG	FT	Pts.	Avg.
1985-86	27	188	N/A	57	433	16.0
1986-87	29	176	0	65	417	14.4
1987-88	30	213	3	116	545	18.2
Totals	86	577	3	238	1,395	16.2



8. QUENEISE DAVIS (2007-10) - 1,370 Points

Year	Games	FG	3FG	FT	Pts.	Avg.
2006-07	28	94	15	70	273	9.8
2007-08	31	92	19	72	275	8.9
2008-09	32	120	33	101	374	11.7
2009-10	34	169	33	77	448	13.2
Totals	125	475	100	320	1,370	11.0



Jené Morris



Marsha Overton



Courtney Clements

1,000-POINT SCORERS



9. MICHELLE SUMAN (1992-95) - 1,341 Points

Year	Games	FG	3FG	FT	Pts.	Avg.
1991-92	29	156	0	99	411	14.2
1992-93	28	111	0	65	287	10.3
1993-94	31	134	0	65	333	10.7
1994-95	30	123	0	64	310	10.3
Totals	118	524	0	293	1,341	11.4



16. MCKYNZIE FORT (2015-17) - 1,233 Points

Year	Games	FG	3FG	FT	Pts.	Avg.
2014-15	31	125	2	60	312	10.1
2015-16	31	169	3	104	445	14.4
2016-17	30	176	8	116	476	15.9
Totals	92	470	13	280	1,233	13.4



10. BROOKE MEADOWS (1986-89) - 1,310 Points

Year	Games	FG	3FG	FT	Pts.	Avg.
1985-86	31	105	N/A	66	276	8.9
1986-87	29	125	0	67	317	10.9
1987-88	31	130	0	46	306	9.9
1988-89	34	166	0	79	411	12.1
Totals	125	526	0	258	1,310	10.5



17. SHELDA ARCENEAUX (1984-87) - 1,232 Points

Year	Games	FG	3FG	FT	Pts.	Avg.
1983-84	30	122	N/A	47	297	9.9
1984-85	30	129	N/A	34	295	9.8
1985-86	28	178	N/A	62	418	14.9
1986-87	24	95	0	32	222	9.3
Totals	112	524	0	175	1,232	11.0



11. JAMEY COX (2000-03) - 1,275 Points

Year	Games	FG	3FG	FT	Pts.	Avg.
1999-00	27	121	69	59	370	13.7
2000-01	27	90	50	58	288	10.7
2001-02	28	93	53	34	273	9.8
2002-03	27	109	77	49	344	12.7
Totals	109	413	249	200	1,275	11.7



18. DEE DEE DUNCAN (1983-86) - 1,108 Points

Year	Games	FG	3FG	FT	Pts.	Avg.
1982-83	27	72	N/A	33	177	6.6
1983-84	30	124	N/A	42	290	9.7
1984-85	29	147	N/A	58	352	12.1
1985-86	17	122	N/A	45	289	17.0
Totals	103	465	N/A	178	1,108	10.8



12. MARSHA OVERTON (1980-83) - 1,273 Points

Year	Games	FG	3FG	FT	Pts.	Avg.
1979-80	32	125	N/A	92	342	10.7
1980-81	35	147	N/A	61	355	10.1
1981-82	33	149	N/A	70	368	11.2
1982-83	28	86	N/A	36	208	6.6
Totals	128	507	N/A	259	1,273	9.9



19. JULIE EVANS (1989-90) - 1,106 Points

Year	Games	FG	3FG	FT	Pts.	Avg.
1988-89	30	191	0	54	436	14.5
1989-90	30	293	0	84	670	22.3
Totals	60	484	0	138	1,106	18.4



13. TINA HUTCHINSON (1984-85) - 1,256 Points

Year	Games	FG	3FG	FT	Pts.	Avg.
1983-84	30	383	N/A	132	898	29.9
1984-85	21	153	N/A	52	358	17.0
Totals	51	536	N/A	184	1,256	20.6



20. JODI NOWLIN-TRES (1994-97) - 1,089 Points

Year	Games	FG	3FG	FT	Pts.	Avg.
1993-94	17	20	4	9	53	3.3
1994-95	27	61	5	27	154	5.7
1995-96	28	180	25	40	425	15.2
1996-97	28	199	23	36	457	16.3
Totals	100	460	57	112	1,089	10.9




14. CHRISTINA MURGUIA (1992-95) - 1,237 Points

Year	Games	FG	3FG	FT	Pts.	Avg.
1991-92	28	88	1	46	223	8.0
1992-93	28	156	2	52	366	13.1
1993-94	30	122	1	52	297	9.9
1994-95	27	140	2	69	351	13.0
Totals	113	366	6	219	1,237	10.9



21. HEIDI BAUER (1981-83, 1985) - 1,024 Points

Year	Games	FG	3FG	FT	Pts.	Avg.
1980-81	36	68	N/A	44	180	5.0
1981-82	33	145	N/A	54	344	10.4
1982-83	28	134	N/A	40	308	11.0
1984-85	30	70	N/A	52	192	6.4
Totals	127	417	N/A	190	1,024	8.1




15. KIEISHA GARNES (1991-92) - 1,235 Points

Year	Games	FG	3FG	FT	Pts.	Avg.
1990-91	28	271	0	119	661	23.6
1991-92	28	249	0	76	574	20.5
Totals	56	520	0	195	1,235	22.1


HALL OF FAME




► **JUDY PORTER**
Hall of Fame Class of 1990
Four-Time All-Conference
SDSU's All-Time Leading Scorer




► **CHANA PERRY**
Hall of Fame Class of 1998
First Team Kodak All-American
Two-Time Big West Co-Player of the Year



► **FALISHA WRIGHT**
Hall of Fame Class of 2002
Two-Time Honorable Mention All-American
1,733 Points, 448 Assists, 324 Steals



► **KIEISHSHA GARNES**
Hall of Fame Class of 2008
1990-91 WAC Player of the Year
Career Scoring Average - 22.1 ppg.



► **MICHELLE SUMAN**
Hall of Fame Class of 2013
Two-Time All-WAC Selection
1,341 Points, 759 Rebounds, 251 Blocks



► **AZTEC HALL OF FAME**
Presented by the Wise Foundation
Fowler Athletics Center