

# SAN DIEGO STATE BASKETBALL

14 NCAA Tournament Appearances (9 times in last 13 years) • Record 14-Time Mountain West Conference Champion

Contacts: Richard Stern, Assistant Athletic Director - Media Relations (e-mail: [rstern@sdsu.edu](mailto:rstern@sdsu.edu)) • Michael Abbott, Assistant Media Relations Director (e-mail: [mjabbott@sdsu.edu](mailto:mjabbott@sdsu.edu))

## LIVE COVERAGE

### TV/Stream: FS1

JB Long (play-by-play)  
Casey Jacobsen (commentary)  
Joe Williams (producer)



### Aztec Radio Network: AM 600 KOGO

(pregame starts at 7:30 p.m. PT)

Ted Leitner (play-by-play)  
Ben Fletcher (pre-half-post)



Live Stats: [GoAztecs.com](http://GoAztecs.com)

SiriusXM: Channel 385 **SiriusXM App:** Channel 975

## SCHEDULE / RESULTS

Record: 9-3 | Home: 7-0, Away: 1-0, Neutral: 1-3

MW Record: 0-0 | Home: 0-0, Away: 0-0

| Date | SDSU  | Opp.                | Opponent (TV/Stream) | Time/Results |
|------|-------|---------------------|----------------------|--------------|
| N.7  | 19/20 | CAL STATE FULLERTON | (YurView)            | W, 80-57     |
| N.11 | 19/20 | BRIGHAM YOUNG       | (YurView)            | W, 82-75     |
| N.15 | 17/19 | at Stanford         | (Pac-12 Network)     | W, 74-62     |
| N.21 | 17/19 | ^vs. Ohio State     | (ESPN2)              | W, 88-77     |
| N.22 | 17/19 | 14/12 ^vs. Arizona  | (ESPN)               | L, 70-87     |
| N.23 | 17/19 | 9/9 vs. Arkansas    | (ESPN2)              | at-L, 74-78  |
| N.29 | 24/24 | UC IRVINE           | (YurView)            | W, 72-69     |
| D.2  | 24/24 | OCCIDENTAL          | (YurView)            | W, 95-57     |
| D.5  | 22/22 | TROY                | (YurView)            | W, 60-55     |
| D.10 | 22/22 | #vs. Saint Mary's   | (ESPN+)              | L, 61-68     |
| D.12 | rv/rv | KENNESAW STATE      | (YurView)            | W, 88-54     |
| D.20 | rv/rv | UC SAN DIEGO        | (FS1)                | W, 62-46     |
| D.28 | rv/rv | *AIR FORCE          | (FS1)                | 8 p.m. PT    |
| D.31 |       | *at UNLV            | (CBS)                | 1 p.m. PT    |
| J.7  |       | *at Wyoming         | (CBS)                | 2 p.m. MT    |
| J.10 |       | *NEVADA             | (CBSSN)              | 8 p.m. PT    |
| J.14 |       | *NEW MEXICO         | (CBSSN)              | 6 p.m. PT    |
| J.18 |       | *at Colorado State  | (FS1)                | 8:30 p.m. MT |
| J.21 |       | *at Air Force       | (CBSSN)              | 8 p.m. MT    |
| J.25 |       | *UTAH STATE         | (CBSSN)              | 8 p.m. PT    |
| J.28 |       | *SAN JOSE STATE     | (FS1)                | 6 p.m. PT    |
| J.31 |       | *at Nevada          | (CBSSN)              | 8 p.m. PT    |
| F.3  |       | *BOISE STATE        | (FS1)                | 6 p.m. PT    |
| F.8  |       | *at Utah State      | (CBSSN)              | 8 p.m. MT    |
| F.11 |       | *UNLV               | (FOX)                | 1 p.m. PT    |
| F.15 |       | *at Fresno State    | (CBSSN)              | 8 p.m. PT    |
| F.21 |       | *COLORADO STATE     | (CBSSN)              | 8 p.m. PT    |
| F.25 |       | *at New Mexico      | (CBSSN)              | 8 p.m. MT    |
| F.28 |       | *at Boise State     | (CBSSN)              | 7 p.m. MT    |
| M.4  |       | *WYOMING            | (CBSSN)              | 7 p.m. PT    |
| M.9  |       | +MWT Quarterfinal   | (CBSSN)              | TBA          |
| M.10 |       | +MWT Semifinal      | (CBSSN)              | TBA          |
| M.11 |       | +MWT Championship   | (CBS)                | TBA          |

^ - Maui Jim Maui Invitational (Lahaina, Maui)

# - Jerry Colangelo Classic (Phoenix, Ariz.)

\* - Mountain West Game. + - MW Tournament (Thomas & Mack Center, Las Vegas Nev.)

## GAME 13 | MOUNTAIN WEST OPENER

No. rv/rv **SAN DIEGO STATE AZTECS** (9-3, 0-0 MW) vs. **AIR FORCE FALCONS** (9-4, 0-0 MW)

Wed., Dec. 28 • 8 p.m. PT/8:10 p.m. PT (tip) • Steve Fisher Court at Viejas Arena • San Diego, Calif.



### SAN DIEGO STATE

Head Coach: Brian Dutcher  
Career Record: 128-43 (6th Season)  
Record at San Diego State: Same  
Record vs. Air Force: 8-1



### AIR FORCE

Head Coach: Joe Scott  
Career Record: 260-282 (19th season)  
Record at Air Force: 76-105  
Record vs. San Diego State: 3-8

## OFF THE BOUNCE (through games of Sunday, December 25)

- Owners of the nation's eighth-best winning percentage since the start of the 2009-10 campaign and two of the last three Mountain West regular-season crowns, San Diego State opens conference play on Wednesday evening with an 8 p.m. tip against the Air Force Falcons at Steve Fisher Court at Viejas Arena in San Diego.
- The Aztecs and Air Force are meeting for the 87th time in school history, with San Diego State owning wins in the 62-of-86 (62-24) previous matchups in the series, including a 19-3 mark at Steve Fisher Court at Viejas Arena.
- SDSU has defeated the Falcons in 15 straight home games dating back to February 8, 2006 and owns a 14.7 average margin of victory in those games.
- San Diego State has played and defeated the Falcons three times in its Mountain West opener: in 2002-03 at Clune Arena, SDSU defeated the Falcons, 63-48, in 2008-09 also at Clune Arena, 61-44, and at Viejas Arena in 2014-15, 53-49.
- The Aztecs enter Wednesday's game winners of nine of its last 10 regular season Mountain West contests, including its last four in a row.
- The last time out, San Diego State defeated UC San Diego 62-46 in Viejas Arena. The victory was the 13th straight in the series and the second with both schools competing as Division I programs.
- In holding UC San Diego to 31.6 percent shooting, SDSU improved to 40-2 in the last 42 games in which it has held the opposition to 35 percent or less field goal shooting.
- San Diego State outrebounded UC San Diego, 47-31, and improved to 61-3 in its last 64 games when owning an advantage in the category.
- SDSU is 109-8 the last 117 times it has shot better than its opponent and the Aztecs are 68-4 the last 72 times it has held its opponent to less than 50 points.
- Since SDSU defeated UC San Diego on December 20, it has had eight-day break prior to hosting its Mountain West opener against Air Force tonight, meaning it will have played once in 16 days (December 13-to-December 28). Since the start of the 2009-10 campaign, SDSU has only three instances in which it has played one game in more than a 16-day stretch. (22 days, 12/22/2011-to-1/10/12; 21 days, 12/8/18-to-12/29/18; 17 days, 12/11/10-to-1/8/11).
- San Diego State's calling card is defense and it is playing it at an elite level, according to Kenpom, which has the Aztecs ranked No. 14 nationally in adjusted defense. In addition, the SDSU offense, which ended the 2021-22 campaign ranked No. 167 in adjusted offense, slots in at No. 66 so far this year and is No. 25 in adjusted efficiency margin.
- According to Kenpom, through the games of Dec. 25, San Diego State (9-3) has the No. 23-ranked strength of schedule. The only teams currently ranked in the AP Top 25 with a stronger strength of schedule are No. 8 Alabama (10th), No. 10 Gonzaga (5th) and No. 25 North Carolina (15th).
- San Diego State, receiving votes in this week's AP poll, has appeared in the top 25 for 93 weeks since the start of 2010-11 season. SDSU's 93 weeks in the top 25 are the 18th most nationally and are the most for any California school in that time frame (see graphic on page 5).
- SDSU enters tonight's game with a 9-3 record, with its losses coming against then No. 5 Arizona and No. 9 Arkansas at the 2022 Maui Jim Maui Invitational and Saint Mary's at the Jerry Colangelo Classic. Two of the three, vs. Arizona and Arkansas, are Quad 1 games,

## SERIES INFORMATION

Series: San Diego State leads, 62-24 / SDSU won 6 strl.  
Home (Viejas Arena).....34-6 (19-3)  
Away (Clune Arena).....23-17 (23-17)  
Neutral (Thomas & Mack).....5-1 (2-0)  
SDSU as Top 25 Team.....7-2 (H: 3-0, A: 3-2, N: 1-0)  
vs. Top 25 AFA Team.....1-1 (H: 1-0, A: 0-1)  
MWC Era.....San Diego State leads, 32-14  
Dutcher vs. AFA.....8-1 (H: 3-0, A: 4-1, N: 1-0)

## CAREER BLOCKS

Nathan Mensah, 2021-22 MW Defensive Player of the Year, is one of 10 Aztecs with 100 career blocked shots.

| Rk. | Player         | Seasons        | GP  | Blks. |
|-----|----------------|----------------|-----|-------|
| 1.  | Skylar Spencer | 13-14-15-16    | 144 | 303   |
| 2.  | Leonard Allen  | 82-83-84-85    | 116 | 214   |
| 3.  | Nathan Mensah  | 19-20-21-22-23 | 119 | 190   |
| 4.  | Malcolm Thomas | 10-11          | 71  | 127   |
| 5.  | Michael Cage   | 81-82-83-84    | 112 | 118   |
| 6.  | Joe McNaull    | 91-92-93       | 86  | 114   |
| 7.  | Malik Pope     | 15-16-17-18    | 125 | 113   |
| 8.  | Aerick Sanders | 01-02-03-04    | 109 | 105   |
| 9.  | Billy White    | 08-09-10-11    | 134 | 102   |
| 10. | Marcelo Correa | 97-98-99-00-01 | 112 | 100   |

## DEFENDING VIEJAS

Below is a look at the best home records since the start of the 2009-10 campaign.

| Rk. | Team               | W   | L  | Pct. |
|-----|--------------------|-----|----|------|
| 1.  | Kansas             | 213 | 12 | .947 |
| 2.  | Gonzaga            | 197 | 13 | .938 |
| 3.  | Kentucky           | 212 | 17 | .926 |
| 4.  | Belmont            | 163 | 16 | .911 |
| 5.  | Duke               | 200 | 21 | .905 |
| 6.  | South Dakota State | 162 | 18 | .900 |
| 7.  | San Diego State    | 190 | 24 | .888 |
| 8.  | Arizona            | 198 | 27 | .880 |
| 9.  | Murray State       | 175 | 24 | .879 |
| 10. | Stephen F. Austin  | 177 | 25 | .876 |

## BEST OF THE MW

Below are the best records in Mountain West games among current members of the conference.

| Rk. | Team            | W   | L   | Pct. |
|-----|-----------------|-----|-----|------|
| 1.  | San Diego State | 234 | 136 | .632 |
| 2.  | Boise State     | 118 | 76  | .608 |
| 3.  | UNLV            | 211 | 161 | .567 |
| 4.  | Nevada          | 100 | 77  | .565 |
| 5.  | Utah State      | 90  | 73  | .552 |
| 6.  | Fresno State    | 96  | 83  | .536 |
| 7.  | New Mexico      | 195 | 175 | .527 |
| 8.  | Colorado State  | 169 | 203 | .454 |
| 9.  | Wyoming         | 159 | 211 | .430 |
| 10. | Air Force       | 129 | 244 | .346 |
| 11. | San Jose State  | 21  | 139 | .131 |

# San Diego State Aztecs

2022-23 Record: 9-3 (H: 7-0; A: 1-0; N: 1-3) 0-0 MW  
14-Time MW Champions, 13 Postseason Berths in Last 15 Years

- SDSU has won at least 19 games in 17 straight seasons.
- SDSU has advanced to the postseason in 14 of the last 16 seasons in which a champion was crowned (2006 NCAA, 2007-09 NIT, 2010-15 NCAA, 2016 NIT, 2018, 2021 & 2022 NCAA).
- SDSU has won 42 of last 45 gms. when leading at the half.
- SDSU has won its last 81-of-86 when having a higher FG pct.
- SDSU is 8th nationally in winning percentage (.753) since the beginning of the 2009-10 season.
- Since its founding in 1999, no men's basketball program has won more Mountain West championships (regular-season and tournament) than San Diego State's 14.
- Since 2006, SDSU's 13 appearances in its conference championship game are tied for second most in Division I.
- SDSU's 17 MW wins in 2019-20 are the most in MW history.

|           |  | PPG                           | RPG        | APG        | FG           | 3FG          | FT            |  |
|-----------|--|-------------------------------|------------|------------|--------------|--------------|---------------|--|
| <b>0</b>  | <b>Keshad Johnson</b><br><i>Forward, 6-7, 225, Sr.-3L</i><br><i>Oakland, Calif. (San Leandro HS)</i><br><b>(KEY-shawd)</b>                               | 2022-23: 7.3<br>Career: 5.2   | 4.2<br>3.6 | 0.8<br>0.7 | .559<br>.511 | 3/15<br>.230 | .621<br>.589  | Scored in double figures in 9 of his last 24 games (did it 3 times in his first 52)... Last 7 gms: 7.7 ppg, 4.7 rpg, 0.7 apg, 20-of-34 FGs (58.8 pct)... Shot .500+ FG pct. in 47 career games & SDSU is 41-6 in those games... SDSU is 14-2 when he scores 10+... Has made 8-of-28 3FGA overall after opening 2021-22 1-for-20... Has played in 61 straight games (2nd most among active players who started their career at SDSU).                 |
| <b>2</b>  | <b>Adam Seiko</b><br><i>Guard, 6-3, 210 Sr.-4L</i><br><i>Boston, Mass. (Sierra Canyon HS (Calif.))</i><br><b>(SAY-coe)</b>                               | 2022-23: 6.1<br>Career: 3.8   | 1.8<br>1.5 | 0.5<br>0.8 | .488<br>.409 | .441<br>.384 | 10/12<br>.755 | Last 4 gms.: 7.3 ppg, 9-21 3FGs (42.9 pct.), 10-of-25 (40.0 pct.)... 29 career gms. w/ multiple treys (25-4)... CH 6 3s vs. Occidental (12/2)... Made 10 straight 3s from CSF (12-8-21) to UCSD (12-22-21)... Now 78 70s in 2,161 career mins. (1 TO every 27.7 mins.)... 76.0 pct. of career FGs are threes (114-of-150)... Career 1.1 A/10 ratio... Competed for the Ugandan NT in AfroBasket 2021... Know for "3 & D"... 6th yr. Aztec            |
| <b>3</b>  | <b>Micah Parrish</b><br><i>Forward, 6-6, 200, Jr.-TR</i><br><i>Detroit, Mich. (River Rouge HS/Oakland Univ.)</i><br><b>(MIKE-uh)</b>                     | 2022-23: 8.3<br>Career: 10.1  | 2.7<br>5.3 | 0.5<br>1.2 | .429<br>.475 | .369<br>.362 | 14/20<br>.756 | 2021-22 Horizon League All-Def. Team... Hit game-winning 3 w/ 2.4 secs. to play vs. UC Irvine... Last 9 gms.: 8.7 ppg (45.3 FG%, 40.0 3FG%), 3.1 rpg, 0.9 spg... Has multiple steals in 34 games (90 total - 2.6/g)... Has grabbed 5+ rebounds 41 times, incl. 5 games w/ double digit boards... One 1 or less in 40-of-71 career games... Shot .400+ from field in 44 games, a cumulative 58.2 FG% in those games.                                  |
| <b>5</b>  | <b>Lamont Butler</b><br><i>Guard, 6-2, 195, Jr.-2L</i><br><i>Moreno Valley, Calif. (Riverside Poly HS)</i>   | 2022-23: 8.3<br>Career: 6.2   | 2.2<br>2.0 | 3.2<br>2.1 | .432<br>.402 | .323<br>.318 | 14/23<br>.696 | 2021-22 MW All-Def. Team... 16 pts (tied CH), 5-6 FG, 3-3 3FG vs. Boise St. in 2022 MW title game... Last 9 gms.: 8.1 ppg, 2.3 rpg, 2.4 apg, 1.6 spg... 18 assists in his last 6 games & 41 in his last 14 games... 1st Aztec in last 26 yrs w/ a perfect shooting night (6-of-6 FG & 3-of-3 3FG vs. Georgetown, 11-25-21) w/ those minimums... 2nd Aztec w/ 6:1 a-to-1/o ratio & 4 sils in a game vs. CS Fullerton (11-7-22) since 1999-00.         |
| <b>11</b> | <b>Demarshay Johnson Jr.</b><br><i>Forward, 6-9, 225, R-Fr.-HS</i><br><i>Richmond, Calif. (Salesian College Prep)</i>                                    | 2022-23: 2.7<br>Career: 2.7   | 1.3<br>1.3 | 0.3<br>0.3 | 3/5<br>3/5   | -<br>-       | 2/2<br>2/2    | Set CHs in points (8), rebounds (3) assists & blocks (1) vs Occidental... 3-star recruit out of HS & ranked the No. 27 center in the nation by 247Sports.com... Was 101-12 in his HS career, including a 37-0 record in Tri-County Athletic League contests... Was back-to-back (Fr. & So. yr) CIF North Coast Section Division III champion... In first three HS yrs, Salesian HS finished ranked No. 16, No. 14 & No. 31 nationally, respectively. |
| <b>12</b> | <b>Darrion Trammell</b><br><i>Guard, 5-10, 175, Sr.-TR</i><br><i>Marin City, Calif. (Saint Ignatius HS/CCSF/Seattle U)</i><br><b>(DAIRY-on TRAH-mel)</b> | 2022-23: 13.2<br>Career: 17.8 | 2.7<br>3.6 | 3.6<br>4.9 | .381<br>.403 | .346<br>.345 | .841<br>.841  | 2022-23 MW Preseason Newcomer of the Year... MW Player of the Week (11/14)... 2021-22 1st team NABC District 6, 1st team All-WAC, WAC All-Def. Team... Ranked 5th most productive pick & roll scorer in the nation (6.9 ppg) according to Synergy Sports in 20221-22... Last 7 gms.: 13.4 ppg, 2.9 rpg, 3.6 apg, 1.9 spg... In 65 career games: 10+ point gms: 56; 20+ point gms: 24... 3+ assists in 54 of 65 college games.                        |
| <b>13</b> | <b>Jaedon LeDee</b><br><i>Forward, 6-9, 240, Sr.-TR</i><br><i>Houston, Texas (The Kinkaid School/Ohio State/TCU)</i><br><b>(JAY-din)</b>                 | 2022-23: 8.0<br>Career: 4.3   | 5.0<br>1.3 | 0.3<br>0.3 | .437<br>.478 | 0/4<br>.000  | .773<br>.730  | 4 10+ pts games at SDSU (11 total gms)/8 in 79 games at OSU & TCU... Hit .500+ FG in 38 career games... 23 pts (career high), 8-16 FG, 7-11 FT, 6 rebs vs. BYU (11/11)... One turnover or less in 77 of 91 career games... In his first start as an Aztec, vs. UC San Diego, grabbed a career-high 12 rebounds... Career per 40 mins. played avg. 14.3 pts, 10.3 rebs, 1.1 assists, 1.1 steals, 0.4 blocks, 47.8 FG%.                                |
| <b>20</b> | <b>Matt Bradley</b><br><i>Guard, 6-4, 220, Sr.-1L</i><br><i>San Bernardino, Calif. (Wasatch Academy/Cal)</i>   | 2022-23: 10.9<br>Career: 15.2 | 4.3<br>4.6 | 1.9<br>2.0 | .385<br>.432 | .267<br>.391 | .893<br>.822  | Preseason All-MW... Jerry West Award Watch List... In 19 MW gms.: 19.6 ppg, 5.4 rpg, 3.0 apg, 63-of-124 FG (50.8 pct.), 24-of-48 3FG (50.0 pct.)... Has a trey in 26 of last 34 games (61 total)... Multiple treys in 12 of last 29 games (47 total)... 99 rebs. in last 20 gms. (4.9 rpg)... Multiple assists in 72 career games (226 total)... 129 career games: 10+ points: 102 times; 20+ points: 36 times... 2021-22 MW NoY & 1st-team.         |
| <b>21</b> | <b>Miles Byrd</b><br><i>Guard, 6-7, 175, Fr.-HS</i><br><i>Stockton, Calif. (Lincoln HS)</i>  | 2022-23: 4.3<br>Career: 4.3   | 0.5<br>0.5 | 1.5<br>1.5 | 7/13<br>7/13 | 2/7<br>2/7   | 1/2<br>1/2    | Set CHs in pts (8) & assts (6) vs Occidental... 6 assts equals 2nd most for Fresh in the Dutcher/Fisher era (Chase Tapley 9 on 12/31/09)... 53.8 FG% this year... 4-star prospect rated No. 89 nationally, No. 20 shooting guard & No. 10 overall in Calif... Sr. yr. avg 17.2 pts, 5.2 rebs, 3.3 assists, 2.8 steals and 1.2 blocks... 1st tm All-Nor Cal, first-team all-state CalHSports, SacHSports PoY & Tri-City AL MVP & PoY.                 |
| <b>25</b> | <b>Elijah Saunders</b><br><i>Forward, 6-8, 240, Fr.-HS</i><br><i>Phoenix, Ariz. (Sunnyslope HS)</i><br><b>(ee-LIE-zha SAWN-ders)</b>                     | 2022-23: 2.0<br>Career: 2.0   | 2.0<br>2.0 | 1.4<br>1.4 | 4/15<br>4/15 | 2/9<br>2/9   | 2/5<br>2/5    | Set career highs in rebs (8) assts (3) vs Occidental & pts (6) vs. Kennesaw St... 4-star prospect, 1,000-pt scorer & McDonald's All-American nominee... As a Jr. & Sr., earned back-to-back Conference 6A Player of the Year, 6A Southwest Section Player of the Year, and Arizona Republic All-Arizona Team honors... In his final 2 seasons, was 46-4 and 14-0 in Conference 6A play & won a state championship.                                   |
| <b>31</b> | <b>Nathan Mensah</b><br><i>Forward, 6-10, 230, Sr.-4L</i><br><i>Labadi, Accra, Ghana (Findlay Prep (Nev.))</i><br><b>(MEN-suh)</b>                       | 2022-23: 7.0<br>Career: 6.9   | 5.9<br>6.2 | 0.4<br>0.5 | .579<br>.543 | 1/1<br>.250  | .680<br>.618  | 2021-22 MW Def. PoY/2nd team All-MW... No. 3 on SDSU career blocks list (190)... Had a 4-block, 5-steal gm. vs. UNM (1-31-22), the 1st Aztec to do that in the Dutcher/Fisher era... Shot 50.0 percent or better from the field in 18 of his last 27 games (74-134 FG, 55.2 pct.)... When he shoots at least 50.0 pct., SDSU is 58-16... A block in 41 of last 45 games incl. multiple blocks in 25 (75 total - 3.0/g) of those 40 games.            |
| <b>33</b> | <b>Aguek Arop</b><br><i>Forward, 6-7, 225, Sr.-4L</i><br><i>Omaha, Neb. (Omaha South HS)</i><br><b>(ah-GWUK ah-ROPE)</b>                                 | 2022-23: 4.6<br>Career: 3.6   | 2.5<br>2.6 | 1.1<br>0.7 | .727<br>.495 | 0/2<br>.178  | 3/8<br>.515   | Avg. 12.1 pts. and 6.4 rebs. per 40 minutes played this year... Averaging a career-high 15.4 mins in 2022-23... 107-of-205 rebs since 2019-20 are on off. glass... Multiple offensive rebounds in 18 of the last 48 games he has played... Avg. 4.2 off. rebounds per 40 mins. last season... When he grabs at least 2 off. boards, SDSU is 29-9... Has a 7-foot wingspan... Good mid-range game.  |

**HC** **Brian Dutcher**  
6th year Head Coach / 128-43  
24th season at SDSU / 34th seasons overall

- The only first year coach in the country to guide his team to the NCAA tournament in 2017-18 season.
- At least 21 victories in each of his first 5 seasons as HC.
- A member of all of SDSU's record 14 MW championships.
- Helped Michigan to 3 NCAA national championship game appearances, incl. the program's first national title in 1989
- His teams are 109-8 when owning a higher FG. Pct.
- His teams are 83-10 when the opponent shoots 40 pct. or less from the floor.
- His teams are 74-9 at home & 48-4 in its last 52 hm gms.

RED indicates probable starter, BLACK indicates reserve, GOLD indicates player is injured and is not expected to play. Shooting percentages are calculated once 25 attempts are made in a category.

## SCHEDULE/RESULTS

| Date | Opponent (Television/Stream)                              | Note   |
|------|---|--|
| N.1  | SAN DIEGO CHRISTIAN <small>(exhibition)</small> W, 102-52 | » The Aztecs are 10-0 vs. San Diego Christian; SDSU has outscored SDCC 864-to-500 in the series, an average of 86.4-to-50.0 points per game.                     |
| N.7  | CAL STATE FULLERTON <small>(YourView)</small> W, 80-57    | » San Diego State is 23-10 all-time against the Titans including wins in each of the last four; On its home floor SDSU is 14-4 against the Titans.               |
| N.11 | BRIGHAM YOUNG <small>(YourView)</small> W, 82-75          | » The Aztecs improve to 8-9 against the Cougars in Viejas Arena & have wins in five of the last seven games against Brigham Young.                               |
| N.15 | at Stanford <small>(Pac-12 Network)</small> W, 74-62      | » In its first game against Stanford since the 1997-98 season, SDSU (1-4) wins its first game in the series.   |
| N.21 | ^vs. Ohio State <small>(ESPN2)</small> W, 88-77           | » San Diego State is 3-1 vs. the Buckeyes, including back-to-back wins in the quarterfinal round of the Maui Jim Maui Invitational.                              |
| N.22 | ^vs. Arizona <small>(ESPN)</small> L, 70-87               | » Arizona has won 25-of-32 all-time, including the last two matchups, both in the Maui Invitational.   |
| N.23 | ^vs. Arkansas <small>(ESPN)</small> ot-L, 74-78           | » The Aztecs are 0-3 vs. Arkansas and the last matchup prior to this year's Maui Invitational coming on 12/3/85.   |
| N.29 | UC IRVINE <small>(YourView)</small> W, 72-69              | » SDSU has won 12 of the 19 games in the series, including the last four straight, the longest win streak in the series.   |
| D.2  | OCCIDENTAL <small>(YourView)</small> W, 95-57             | » Overall SDSU is 26-8 in a series which began in 1927, incl. wins in the last 11 straight.  |
| D.5  | TROY <small>(YourView)</small> W, 60-55                   | » SDSU ties series w/ victory (1-1); 6 FGs allowed in the 2nd half are the 3rd fewest in a half since the start of 1999-00 (5 FG - 11 times, 3 FG - 2 times).    |
| D.10 | #vs. Saint Mary's <small>(ESPN+)</small> L, 61-68         | » The Aztecs & Gaels are 7-7 all-time & SDSU is 2-3 on a neutral court   |
| D.12 | KENNESAW STATE <small>(YourView)</small> W, 88-54         | » SDSU is 1-0 in the all-times series and its 34-point margin of victory is the worst the Owls have suffered since a 35-point loss to No. 9 Creighton (12/4/20). |
| D.20 | UC SAN DIEGO <small>(FS1)</small> W, 62-46                | » Aztecs are 13-0 vs. UC San Diego. SDSU has handed the Tritons to its two lowest scoring games (40 & 46 pts) since 11/21/04.                                    |
| D.28 | *AIR FORCE <small>(FS1)</small> 8 p.m. PT                 | » SDSU is 34-6 vs. Air Force in games played in San Diego; Aztecs are 15-0 in Viejas against the Falcons since the 2005 season.                                  |
| D.31 | *at UNLV <small>(CBS)</small> 1 p.m. PT                   | » Aztecs 19-2 in last 21 vs. UNLV (any location); SDSU 12-1 in its last 13 games vs. UNLV at Thomas & Mack Center.   |
| J.7  | *at Wyoming <small>(CBS)</small> 2 p.m. MT                | » SDSU is 10-1 in last 11 games vs. Cowboys regardless of location; The Aztecs were the only visitor to win in the Arena-Auditorium last year.                   |
| J.10 | *NEVADA <small>(CBSSN)</small> 8 p.m. PT                  | » SDSU is 10-0 vs. Nevada at home in the MW era and is 12-1 all-time at home vs. the Wolf Pack.  |
| J.14 | *NEW MEXICO <small>(CBSSN)</small> 6 p.m. PT              | » The Aztecs 25.4 average margin of victory since 2019-20 is largest by any opponent in at least 24 years; 7-1 in last eight vs. UNM at home.                    |
| J.18 | *at Colorado State <small>(FS1)</small> 8:30 p.m. PT      | » SDSU is 11-5 in its last 16 at CSU. Two of the last three times CSU lost by double digits in Moby Arena, it has been at the hands of the Aztecs.               |
| J.21 | *at Air Force <small>(CBSSN)</small> 8 p.m. MT            | » The Aztecs are 23-17 all-time in games played at USAFA; Aztecs are 6-2 in last eight visits to the Academy, including wins in its last three in a row.         |
| J.25 | *UTAH STATE <small>(CBSSN)</small> 8 p.m. PT              | » SDSU is 8-0 vs. Utah State at home since Aggies joined the league in '13-14 & seven of those eight wins are by double digits.                                  |
| J.28 | *SAN JOSE STATE <small>(FS1)</small> 6 p.m. PT            | » The Aztecs are 31-8 all-time vs. SJSU at home and 13-1 in their last 14, including 10 in a row.  |
| J.31 | *at Nevada <small>(CBSSN)</small> 8 p.m. PT               | » SDSU snapped Nevada's 20-game home MW winning streak on 2/29/20, its last game in Reno before a 79-78 win to cap last year's regular season.                   |
| F.3  | *BOISE STATE <small>(FS1)</small> 6 p.m. PT               | » San Diego State is 7-3 all-time at home against the Broncos & had a five-game win streak snapped last year in a 37-42 loss.                                    |
| F.8  | *at Utah State <small>(CBSSN)</small> 8 p.m. MT           | » SDSU is 4-4 at USU in the MW era & has dropped the last three in Logan, equaling its longest losing streak on the Aggies home floor.                           |
| F.11 | *UNLV <small>(FOX)</small> 1 p.m. PT                      | » SDSU had gone 342 days without a loss & had a 26-game win streak snapped the last time UNLV was in Viejas (2-22-20). SDSU is 7-1 in the last 8 in VA.          |
| F.15 | *at Fresno State <small>(CBSSN)</small> 8 p.m. PT         | » Dating back to 1941, SDSU is 25-33 in Fresno, but in the 13 games since the Save Mart Center opened the Aztecs are 9-4.  |
| F.21 | *COLORADO STATE <small>(CBSSN)</small> 8 p.m. PT          | » SDSU has won eight of the last 10 meetings regardless of location; 19-4 vs. Colorado State all-time in Viejas Arena.   |
| F.25 | *at New Mexico <small>(CBSSN)</small> 8 p.m. MT           | » The 28-point win (85-57 on 1-29-20) in its last game at New Mexico is SDSU's largest in The Pit in 42 all-time games.  |
| F.28 | *at Boise State <small>(CBSSN)</small> 7 p.m. MT          | » SDSU is 4-6 all-time in Boise; the Aztecs were swept in the season series last year for just the second time since the series started in 1976-77.              |
| M.4  | *WYOMING <small>(CBSSN)</small> 7 p.m. PT                 | » San Diego State closes the regular season against Wyoming for the first time in the MW era & is 30-11 vs. the Cowboys in SD.                                   |

### Mountain West Championship (Thomas & Mack Center; Las Vegas, Nev.)

|      |                                     |     |   |
|------|-------------------------------------|-----|---|
| M.8  | First Round <small>(MWN)</small>    | TBA | » The Aztecs will be in search of their seventh Mountain West tournament championship.                                |
| M.9  | Quarterfinal <small>(CBSSN)</small> | TBA | » San Diego State has won tourney titles in 2002, 2006, 2010, 2011, 2018, and 2021.                                   |
| M.10 | Semifinal <small>(CBSSN)</small>    | TBA | » SDSU is 37-16 all-time at the MW Championship, representing the best overall record in the event in league history. |
| M.11 | Championship <small>(CBS)</small>   | TBA | » San Diego State has won a Mountain West-high 14 conference crowns (regular season, tournament).                     |

^ - Maui Jim Maui Invitational, Lahaina Civic Center, Lahaina, Maui; # - Jerry Colangelo Classic, Footprint Center, Phoenix, Ariz.; \* - Mountain West game. All times local to the site. Games and times are subject to change.

played on a neutral court, and all three rank among the top-120 in Kenpom rankings. In addition, the Aztecs victory over Ohio State, No. 15 in Kenpom is also a Quad 1 game. Those four games and the team's win at Stanford are Tier A games in the Kenpom rankings.

- San Diego State, which in 2021-22 reached the Mountain West championship game for the fifth time in head coach Brian Dutcher's five seasons, looks for its unprecedented 15th Mountain West men's basketball title. Entering the 2022-23 season, San Diego State, the most successful program in conference history, has won eight regular season and six Mountain West tournament titles.
- San Diego State owns a 85-19 record (81.7 percent) since the start of the 2019-20 campaign. That is the fifth best record in the nation, trailing only Gonzaga (100-10), Baylor (90-15), Houston (95-19) and Kansas (94-19).
- Senior **Darrion Trammell** led the Aztecs with 18 points, including 16 in the first half in SDSU's 62-46 win over UC San Diego on December 20. He reached double-digit scoring for a team-leading seventh time this season and the 56th time in his college career (65 games). He led the team with four assists, the 10th time in 11 appearances he has done so. In addition, his five rebounds were a season-best and four made 3-pointers matched a season-high. Trammell is one of four players in the Dutcher/Fisher era to have a game with at least 18 points, four made 3-pointers, five rebounds, four assists and three steals.
- Senior **Jaedon LeDee** grabbed a career-best 12 rebounds and matched a career-high with three assists also added two points and a steal against the Tritons. He is the second Aztec to grab at least 12 boards and score two or fewer points in a game since the start of the 1996-97 season (also: Josh Davis vs. Fresno State - January 15, 2014, 13 rebounds, 0 points).
- **Nathan Mensah**, a senior, had two blocked shots against UCSD and SDSU improved to 42-12 when he has at least two blocks in a game. The Accra, Ghana native enters the Air Force game 10 blocks shy of reaching the 200-block plateau and equaling Leonard Allen (1982-85) as the only Aztec to total 800 points, 700 rebounds and 200 blocked shots in his college career.
- **Brian Dutcher** is now in his sixth season as San Diego State's head coach and his 24th season on the Aztec sidelines. In his five-plus seasons as head coach, he has led the Aztecs to four conference titles, five Mountain West championship game appearances, a 128-43 overall record, and has been named the national coach of the year and twice the Mountain West Conference Coach of the Year.

## MEDIA RELATIONS

### MEDIA RELATIONS OFFICE

Fowler Athletics Center  
5302 55th Street, Suite 3014  
San Diego, CA 92182  
Office: 619.594.5547  
Fax: 619.582.6541

### RICHARD STERN

#### Assistant Athletic Director - Media Relations

Coaching Staff & Student-Athlete Interviews  
E-Mail: [rstern@sdsu.edu](mailto:rstern@sdsu.edu)  
Office: 619.594.5548  
Cell: 408.318.8111

### MICHAEL ABBOTT

#### Assistant Media Relations Director

E-Mail: [mjabbott@sdsu.edu](mailto:mjabbott@sdsu.edu)  
Office: 619.594.5242  
Cell: 949.241.9243

## SERIES VS. AIR FORCE

**Series:** San Diego State leads, 62-24

|                                      |                              |
|--------------------------------------|------------------------------|
| <b>Home</b> (Viejas Arena) .....     | 34-6 (19-3)                  |
| <b>Away</b> (Clune Arena) .....      | 23-17 (23-17)                |
| <b>Neutral</b> (Thomas & Mack) ..... | 5-1 (2-0)                    |
| <b>SDSU as Top 25 Team</b> .....     | 7-2 (H: 3-0, A: 3-2, N: 1-0) |
| <b>vs. Top 25 AFA Team</b> .....     | 1-1 (H: 1-0, A: 0-1)         |
| <b>MWC Era</b> .....                 | San Diego State leads, 32-14 |
| <b>Dutcher vs. AFA</b> .....         | 8-1 (H: 3-0, A: 4-1, N: 1-0) |

| Date    | SD | AF | Location               | Score       |
|---------|----|----|------------------------|-------------|
| D.8.73  |    |    | N-Omaha, Neb. (CI)     | W 87-68     |
| J.15.81 | *  |    | San Diego (SA)         | W 58-43     |
| F.21.81 | *  |    | USAFA                  | 2ot-W 63-61 |
| J.25.82 | *  |    | USAFA                  | W 58-57     |
| F.4.82  | *  |    | San Diego (SA)         | W 67-55     |
| J.31.83 | *  |    | San Diego (SA)         | W 71-47     |
| F.26.83 | *  |    | USAFA                  | W 64-58     |
| F.2.84  | *  |    | USAFA                  | L 43-55     |
| M.3.84  | *  |    | San Diego (SA)         | W 74-58     |
| J.5.85  | *  |    | USAFA                  | W 88-73     |
| J.28.85 | *  |    | San Diego (SA)         | W 74-64     |
| J.2.86  | *  |    | San Diego (SA)         | W 69-50     |
| J.31.86 | *  |    | USAFA                  | W 69-63     |
| J.8.87  | *  |    | USAFA                  | L 75-86     |
| F.7.87  | *  |    | San Diego (SA)         | L 77-81     |
| J.21.88 | *  |    | USAFA                  | L 57-60     |
| M.5.88  | *  |    | San Diego (SA)         | W 79-67     |
| J.7.89  | *  |    | San Diego (SA)         | W 64-61     |
| F.4.89  | *  |    | USAFA (d)              | L 69-87     |
| J.13.90 | *  |    | USAFA                  | W 72-68     |
| F.15.90 | *  |    | San Diego (SA)         | L 59-65     |
| M.7.90  | ^  |    | N-El Paso (1R)         | ot-L 64-70  |
| J.10.91 | *  |    | USAFA                  | W 52-48     |
| F.16.91 | *  |    | San Diego (SA)         | W 76-59     |
| M.6.91  | ^  |    | N-Laramie (1R)         | W 58-51     |
| F.1.92  | *  |    | USAFA                  | L 47-65     |
| F.20.92 | *  |    | San Diego (SA)         | L 58-60     |
| J.28.93 | *  |    | San Diego (PG)         | W 59-51     |
| F.4.93  | *  |    | USAFA                  | W 72-62     |
| J.29.94 | *  |    | USAFA                  | W 68-60     |
| F.5.94  | *  |    | San Diego (PG)         | W 82-69     |
| J.19.95 | *  |    | San Diego (PG)         | W 69-49     |
| F.9.95  | *  |    | USAFA                  | L 53-81     |
| J.20.96 | *  |    | USAFA                  | W 77-69     |
| F.10.96 | *  |    | San Diego (SA)         | W 81-72     |
| M.6.96  | ^  |    | N-Albuquerque (1R)     | W 80-69     |
| J.11.97 | *  |    | USAFA                  | ot-W 77-69  |
| F.6.97  | *  |    | San Diego (SA)         | W 83-67     |
| J.5.98  |    |    | USAFA                  | W 84-81     |
| F.7.98  |    |    | San Diego (CA)         | W 66-55     |
| J.20.00 | *  |    | San Diego (CA)         | 3ot-L 77-81 |
| F.24.00 | *  |    | USAFA                  | L 55-63     |
| J.20.01 | *  |    | San Diego (CA)         | W 67-43     |
| F.19.01 | *  |    | USAFA                  | W 62-48     |
| F.4.02  | *  |    | USAFA                  | L 54-67     |
| M.2.02  | *  |    | San Diego (CA) (:02.6) | W 49-47     |
| J.11.03 | *  |    | USAFA (d)              | W 63-48     |
| F.22.03 | *  |    | San Diego (CA)         | W 67-53     |
| J.31.04 | *  |    | San Diego (CA)         | L 43-57     |
| M.1.04  | *  |    | USAFA                  | L 49-61     |
| J.29.05 | *  |    | USAFA (d)              | L 50-62     |
| F.28.05 | *  |    | San Diego (CA)         | L 57-77     |
| M.10.05 | ^  |    | N-Denver (QF)          | W 73-68     |
| J.7.06  | *  |    | USAFA                  | L 62-65     |
| F.8.06  | *  |    | San Diego (CA)         | W 61-51     |

## MOUNTAIN WEST OPENERS

Embarking on its 2022-23 Mountain West Conference opener on Wednesday, here is some San Diego State Mountain West opener info:

- In its 23 previous openers to Mountain West play, the Aztecs have a 15-8 record.
- San Diego State is 7-5 when its league opener is at home.
- San Diego State head coach Brian Dutcher is 2-3 in league openers, with only one of those games played at Steve Fisher Court at Viejas Arena.
- San Diego State and Air Force have played in a Mountain West opener three times previously, in 2002-03 in Clune Arena, SDSU defeated the Falcons 63-48, 61-44 in 2008-09 also in Clune Arena and in Viejas Arena, in 2014-15, 53-49.

## KEYS TO VICTORY

- San Diego State is 7-1 this season when leading at the half. (SDSU is 174-22 (.888) in the last 196)
- San Diego State is 7-1 this season when leading with five minutes to play. (SDSU is 370-14 (.964) in the last 384)
- San Diego State 7-1 this season when scoring first. (SDSU is 207-55 (.790) in the last 262)
- San Diego State is 7-1 this season when it has outrebounded its opponent. (SDSU is 233-37 (.863) in the last 270)
- San Diego State is 8-1 this season when it shoots a higher field goal percentage. (SDSU is 271-18 (.938) in the last 289)
- San Diego State is 4-1 this season when its opponent shoots 40% or lower. (SDSU is 293-39 (.883) in the last 332)
- San Diego State is 5-0 this season when it holds its opponent to under 60 points. (SDSU is 134-5 (.964) in the last 139 at home)
- San Diego State is 8-2 this season when it commits fewer turnovers than its opponent. (SDSU is 135-25 (.844) in the last 160)

## SWEET HOME CALIFORNIA

In the first 12 games of the campaign, from Cal State Fullerton (11/7) to UC San Diego (12/20), the Aztecs have played eight contests in the state of California. Here is how important that is:

- Since the start of the 2010-11 season, San Diego State is 208-35 (.856) in games played in the state of California.
- Since the start of the 2010-11 season, San Diego State is 177-23 (.885) in games played in Viejas Arena.

## HOME COURT ADVANTAGE

San Diego State has advanced to the NCAA tournament 10 of the last 12 seasons in which a national championship has been crowned, and has an NIT national semifinalist appearance during that span as well. One reason for the success is that Viejas Arena is a very tough place for opponents. Since the start of the 2009-10 campaign, and after seven home games this season, San Diego State has the eighth-highest winning percentage in the country, amassing a 191-24 home record, winning 88.8 percent of its home games during that span.

With the 2022-23 season underway, here are a few of the categories to keep an eye on.

- In its last 225 home games, San Diego State has compiled a 200-25 mark, including a 108-12 record against non-conference competition at Viejas Arena.
- Since the start of the 2002-03 season, San Diego State has a 137-29 (82.5 percent) home record against conference opponents.
- Since the start of the 2012-13 campaign, the Aztecs are 146-20 at home, including a 67-9 record in non-conference home contests during that stretch (64-7 against non-top 25 non-conference foes).
- The Aztecs are 70-10 in their last 80 conference home games and 71-9 in their last 80 non-conference home games.

## MORE HOME COOKING

- In the last 50 home games, San Diego State is 46-4, with an average scoring margin of +16.5 points in those victories. Thirty three of those 46 home wins were decided in the Aztecs' favor by at least nine points.
- The Aztecs current 13-game non-conference home court win streak, started on November 11, 2021 against UC Riverside, equals the sixth-longest in school history; a win streak that began on December 16, 2000 and ran to November 23, 2002.
- San Diego State is 57-5 in its last 62 home games dating back to January 1, 2019.
- The Aztecs are 39-4 in their 43 Mountain West Conference home games since Jan. 24, 2018.
- San Diego State has never had an undefeated home season as a Division I program. The last time the Aztecs made it through the home portion of the schedule unscathed was 1966-67. That season, San Diego State went 16-0 at home en route to a 24-5 record. In the Division I era, SDSU has ended the home portion of its schedule with a single loss on seven occasions (1977-78, 2009-10, 2010-11, 2012-13, 2013-14, 2014-15 and 2019-20).

## RECORDS SET VS. OCCIDENTAL

San Diego State set or equaled team and individual and team records in its 95-57 win over Occidental on December 2.

- The Aztecs knocked down 19 three-pointers, setting the program record, and matching the Viejas Arena record which was established by Troy on Nov. 30, 2003, the team it faced on December 5.
- SDSU committed just four personal fouls which are the fewest for the team since at least the start of the 1996-97, bettering the previous low of seven fouls vs. Boise State on Feb. 16, 2020, vs. St. Katherine on Dec. 27, 2013, and vs. Southern California on Nov. 17, 2011. Only six teams have had fewer fouls in a Division I game since at least the 1996-97 season.
- Senior **Adam Seiko** hit a career-record six 3-pointers and scored a career-high 20 points off the bench.
- Senior **Matt Bradley** had a career-best eight assists.
- Freshman **Miles Byrd** set career-highs in points (8), assists (6), rebounds (1) and steals (1). His six assists are the most by an Aztec true freshman since Chase Tapley recorded nine vs. Pomona-Pitzer on Dec. 31, 2009 and equals Jeremy Hemsley vs. East Carolina (11/23/15) and Lamont Butler vs. Wyoming on Jan. 28, 2021 among those who have competed in the Dutcher/Fisher era.
- Freshman **Demarshay Johnson Jr.** set career-highs in points (8), rebounds (2), assists (1) and blocks (1).
- Freshman **Elijah Saunders** set career-highs in points (4), rebounds (8), assists (1) and blocks (1).

## OFF THE BENCH

San Diego State's bench scored 53 of the team's 95 points (55.8 percent) vs. Occidental (12/2), and this group of reserves may be the program's best since the start of the Dutcher/Fisher era (1999-00 season).

- The Aztecs bench is averaging 29.1 points per game, 6.2 more than the 22.9 of the 2020-21 team's bench, the highest since the start of the 1999-00 season.
- SDSU's 12.7 rebounds from the bench are 1.1 more than the average of the 2015-16 reserves, the best in the Dutcher/fisher era.
- In addition, the 2022-23 bench's 3.2 three-pointers, 3.0 steals, 9.2 defensive rebounds, 10.2 field goals, 21.3 field goal attempts, 5.6

free throws and 7.8 free throw attempts are all single-season highs.

- The 8.5 three-point attempts, 71.3 free throw percentage, and 4.5 assists rank second for the bench since the start of the Dutcher/Fisher era.
- The Aztec bench has outscored its opponents bench 349-to-242 (29.1-to-20.2 points per game).
- Since Brian Dutcher assumed control of the program, the 2022-23 bench is trending as the best in his now sixth season as head coach.

### STREAKS ON THE LINE FOR THE AZTECS ON WEDNESDAY

When the Aztecs play Air Force on Wednesday here are some of the streaks that are on the line for SDSU:

- 36-game win streak when shooting 50 percent or better.
- 23-game win streak in games in which it scores between 80-89 points.
- 15-game home win streak against Air Force
- 14-game win streak at home.
- 13-game win streak when wearing its white uniforms at home.
- 6-game win streak against Air Force (regardless of location).
- 5-game win streak when holding its opponent to under 60 points.

### SERIES HISTORY VS. AIR FORCE

- This is the 87th meeting between the schools with San Diego State winning 23 of the last 27 and overall holding a 62-24 advantage in the all-time series.
- San Diego State owns a commanding 34-6 lead in games played on the Aztecs home court and have won the last 15 in a row, while in Colorado Springs, SDSU is 23-17, including wins in six of the last eight meetings there.
- Since the 2008-09 season, SDSU has won the regular-season series (home-and-home) in seven of the last 10 seasons in which the teams played at both locations.
- Last season, San Diego State defeated the Falcons, 76-64, in Viejas Arena.
- The Aztecs started the series in 1973 by winning 12 of the first 13 meetings, including an 87-68 win in the first matchup at the Creighton Invite on December 8, 1973. As the series progressed, Air Force won the next three, its second longest win streak in the series. SDSU then picked up 22 of the next 31 games, from March 8, 1988 to February 22, 2003. The Falcons then won four consecutive games, its longest streak of the series, before San Diego State locked up 12 of the next 15, including eighth straight from March 13, 2008 to January 21, 2012, the longest such streak by either team in the series. In the last 18 games, the Aztecs have 14 wins, including a 73-60 win in the quarterfinal of the 2020 Mountain West Championship on March 5, 2020 and back-to-back 30-plus point victories in the 2020-21 campaign.
- All-time series meetings against Air Force can be found in the columns on page four and five.
- Career stats of current San Diego State student-athletes against the Falcons are located below.

| Player           | Record | GP | GS | Min-Avg  | FG-A  | Pct. | 3FG-A | Pct. | FT-A  | Pct. | OR | DR | TR | RPG | Asst. | TO | Blk. | Stl. | Pts. | PPG  |
|------------------|--------|----|----|----------|-------|------|-------|------|-------|------|----|----|----|-----|-------|----|------|------|------|------|
| Matt Bradley     | 1-0    | 1  | 1  | 28-28.0  | 4-8   | .500 | 2-4   | .500 | 3-4   | .750 | 1  | 4  | 5  | 5.0 | 5     | 4  | 0    | 1    | 13   | 13.0 |
| Darrion Trammell | 1-0    | 1  | 0  | 29-29.0  | 4-10  | .400 | 1-4   | .250 | 3-4   | .750 | 0  | 2  | 2  | 2.0 | 5     | 0  | 0    | 1    | 12   | 12.0 |
| Nathan Mensah    | 4-1    | 5  | 5  | 97-19.4  | 15-20 | .750 | 0-0   | .000 | 10-14 | .714 | 12 | 14 | 16 | 5.2 | 2     | 8  | 6    | 2    | 40   | 8.0  |
| Adam Seiko       | 6-1    | 7  | 0  | 109-15.6 | 13-18 | .722 | 12-16 | .750 | 0-6   | .000 | 1  | 11 | 12 | 1.7 | 12    | 3  | 0    | 5    | 38   | 5.4  |
| Aguek Arop       | 6-1    | 7  | 0  | 73-10.4  | 13-18 | .722 | 0-0   | .000 | 9-12  | .750 | 10 | 2  | 12 | 1.7 | 0     | 5  | 4    | 5    | 35   | 5.0  |
| Keshad Johnson   | 4-0    | 4  | 1  | 71-17.8  | 7-12  | .583 | 0-2   | .000 | 5-10  | .500 | 4  | 13 | 17 | 4.3 | 8     | 5  | 1    | 1    | 19   | 4.8  |
| Lamont Butler    | 3-0    | 3  | 3  | 68-22.7  | 4-14  | .286 | 1-5   | .200 | 4-8   | .800 | 2  | 5  | 7  | 2.3 | 9     | 8  | 0    | 4    | 13   | 4.3  |
| Cade Alger       | 2-0    | 2  | 0  | 5-2.5    | 3-4   | .750 | 0-0   | .000 | 1-3   | .333 | 2  | 0  | 2  | 1.0 | 0     | 0  | 0    | 0    | 7    | 3.5  |
| Jared Barnett    | 2-0    | 2  | 0  | 6-3.0    | 0-0   | .000 | 0-0   | .000 | 0-0   | .000 | 0  | 0  | 0  | 0.0 | 1     | 2  | 1    | 0    | 0    | 0.0  |
| Jaedon LeDee     | 1-0    | 1  | 0  | 9-9.0    | 0-0   | .000 | 0-0   | .000 | 0-0   | .000 | 1  | 3  | 4  | 4.0 | 0     | 0  | 1    | 1    | 0    | 0.0  |

### LAST TIME VS. AIR FORCE

San Diego State 76, Air Force 64

February 12, 2021 | Steve Fisher Court at Viejas Arena | San Diego, Calif. | Attn: 10,784

**SAN DIEGO** — San Diego State utilized a 12-0 second-half blitz to break open a tight game en route to a 76-64 triumph over Air Force on Saturday at Viejas Arena.

Balanced scoring was on full display for the Aztecs (15-6, 7-3 MW) as six players scored at least nine points, including Nathan Mensah, who amassed team highs of 14 points, six rebounds and three blocked shots, while Matt Bradley added 13 points and dished out a game-best five assists to go with five boards of his own.

Keshad Johnson also got into the act with 11 points and four rebounds, while Trey Pulliam, Tahirou Diabate and Chad Baker-Mazara chipped in nine points, helping the Scarlet and Black claim its sixth consecutive victory over the Falcons (10-13, 3-9 MW) and 15th straight in San Diego dating back to Feb. 28, 2005.

Collectively, the Aztecs posted their highest field-goal percentage in a game since Feb. 19, 2013, draining 25 of 40 shots for a season-high .625 clip, while Air Force finished with a .490 pace for the evening, despite sinking just 4 of 18 attempts (.222) from beyond the three-point arc. Individually, Johnson (4-4) and Diabate (3-3) were spotless from the floor, while Mensah (6-7) misfired on just one occasion.

In addition to their offensive efficiency, SDSU maintained a sizable 29-18 advantage in rebounds, including a 23-14 spread on the offensive glass. The Aztecs also got to the free-throw line more often, connecting on 21 of 27 foul shots, while the Falcons were 12-for-15 from the charity stripe.

The first half featured a see-saw affair, as the two sides combined for seven ties and eight lead changes. The Aztecs built a four-point bulge at 12-8 with just over six minutes elapsed on Johnson's slam dunk but could not extend the advantage, as the teams traded proverbial punches for the remainder of the period.

With Air Force clinging to a slim 33-32 lead following two free throws by Nikc Jackson at the 2:00 mark, SDSU scored the final five points of the half on Baker-Mazara's triple from the right wing followed by Pulliam's buzzer-beating jumper, which gave the host school a 37-33 lead at intermission and all the momentum heading to the second half.

After the Falcons shot 63.2 percent from the field in the first half (12-19), the Aztec defense clamped down and limited the visitors to a 40 percent pace in the second period (12-30), including a 2-for-12 clip from three-point territory.

Air Force remained close for the opening minute and change before SDSU scored 12 straight points over a span of 5:44 to seize control at 51-36. Mensah keyed the run with six points during that stretch, while the Falcons committed four turnovers and missed four shots.

The Aztecs eventually expanded their lead to 56-40 by the 10:43 mark following a three-pointer and a pair of foul shots by Bradley.

### SERIES VS. AIR FORCE (continued)

|         |    |                       |   |       |
|---------|----|-----------------------|---|-------|
| J.20.07 | 13 | *USAF A (d)           | L | 51-56 |
| F.6.07  | 15 | *San Diego (CA)       | W | 62-41 |
| F.6.08  |    | *San Diego (CA)       | W | 49-38 |
| M.8.08  |    | *USAF A (d)           | L | 43-46 |
| M.13.08 |    | ^N-Las Vegas (d) (QF) | W | 53-49 |
| J.3.09  |    | *USAF A               | W | 61-44 |
| F.7.09  |    | *San Diego (CA)       | W | 65-34 |
| F.2.10  |    | *San Diego (VA)       | W | 70-48 |
| M.6.10  |    | *USAF A               | W | 61-42 |
| J.19.11 | 6  | *San Diego (VA)       | W | 68-55 |
| F.19.11 | 6  | *USAF A               | W | 70-58 |
| J.21.12 | 16 | *San Diego (VA)       | W | 57-44 |
| F.18.12 | 13 | *USAF A (d)           | L | 56-58 |
| F.2.13  | 22 | *USAF A (d)           | L | 67-70 |
| M.6.13  |    | *San Diego (VA)       | W | 58-51 |
| J.12.14 | 13 | *USAF A (d)           | W | 79-72 |
| F.15.14 | 5  | *San Diego (VA)       | W | 64-56 |
| D.31.14 |    | *San Diego (VA) (d)   | W | 53-49 |
| J.20.15 |    | *USAF A               | W | 77-45 |
| F.13.16 |    | *San Diego (VA)       | W | 70-61 |
| J.24.17 |    | *USAF A               | L | 67-70 |
| M.1.17  |    | *San Diego (VA)       | W | 51-38 |
| F.3.18  |    | *San Diego (VA)       | W | 81-50 |
| F.21.18 |    | *USAF A               | W | 67-56 |
| J.12.19 |    | *USAF A (d)           | L | 48-62 |
| J.30.19 |    | *San Diego (VA)       | W | 66-61 |
| F.8.20  | 4  | *USAF A               | W | 89-74 |
| M.5.20  | 5  | ^N-Las Vegas (d) (QF) | W | 73-60 |
| J.22.21 |    | *USAF A               | W | 98-61 |
| J.24.21 |    | *USAF A               | W | 91-59 |
| F.12.21 |    | *San Diego (VA)       | W | 76-64 |

d - day; N - neutral site; CI - Creighton Invite (Omaha, Neb.); PG - Peterson Gym; SA - Sports Arena; CA - Cox Arena; VA - Viejas Arena; QF - Quarterfinal; \* - conference game; ^ - conference tournament; 1R - First Round; 0:00 - Time remaining when winning shot was made in the final 10 seconds; The number under the team's initials is its AP ranking at game time.

### ELITE LEADERS

Through his first five seasons, head coach Brian Dutcher has led the Aztecs to 128 wins, the most by any SDSU coach in the 101 seasons of basketball on The Mesa.

Since the start of the 2017-18, the two first time head coaches who were hired that year that have the most victories are:

1. Brian Dutcher, San Diego State (128)
2. Bob Richey, Furman (120)

### AP APPEARANCES (since 2010-11)

California schools ranked by total number of appearances.

| Rk. | Team            | No. |
|-----|-----------------|-----|
| 1.  | San Diego State | 93  |
| 2.  | UCLA            | 74  |
| 3.  | Saint Mary's    | 44  |
| 4.  | USC             | 35  |
| 5.  | California      | 11  |

### STAY CONNECTED

- Athletics Website: [goaztecs.com](http://goaztecs.com)
- Twitter: @GoAztecs / @Aztec\_MBB
- Facebook: [facebook.com/goaztecs/](https://www.facebook.com/goaztecs/) / AztecMBB
- Instagram: @goaztecs / aztec\_mbb
- YouTube: [youtube.com/goaztecscom](https://www.youtube.com/goaztecscom)

## 2022-23 MW STANDINGS (through the games of Dec. 25)

|   | Conference |          |             | Overall  |          |             |
|---|------------|----------|-------------|----------|----------|-------------|
|   | W          | L        | Pct.        | W        | L        | Pct         |
| New Mexico <small>(22/1v)</small>           | 0          | 0        | .000        | 12       | 0        | 1.000       |
| UNLV  | 0          | 0        | .000        | 11       | 1        | .917        |
| Utah State <small>(-/1v)</small>            | 0          | 0        | .000        | 11       | 2        | .846        |
| Boise State                                 | 0          | 0        | .000        | 10       | 3        | .769        |
| Nevada                                      | 0          | 0        | .500        | 10       | 3        | .769        |
| <b>San Diego St. <small>(1v/1v)</small></b> | <b>0</b>   | <b>0</b> | <b>.000</b> | <b>9</b> | <b>3</b> | <b>.750</b> |
| Air Force                                   | 0          | 0        | .000        | 9        | 4        | .692        |
| San Jose State                              | 0          | 0        | .000        | 9        | 4        | .692        |
| Colorado State                              | 0          | 0        | .000        | 8        | 5        | .615        |
| Wyoming                                     | 0          | 0        | .000        | 5        | 7        | .417        |
| Fresno State                                | 0          | 0        | .000        | 4        | 7        | .364        |

## 2022-23 MW PREDICTED ORDER OF FINISH

| Place | Team                   | Points (1st place votes) |
|-------|------------------------|--------------------------|
| 1.    | <b>San Diego State</b> | <b>216 (16)</b>          |
| 2.    | Wyoming                | 204 (4)                  |
| 3.    | Boise State            | 166                      |
| 4.    | Colorado State         | 156                      |
| 5.    | New Mexico             | 136                      |
| 6.    | UNLV                   | 110                      |
| 7.    | Fresno State           | 101                      |
| 8.    | Utah State             | 96                       |
| 9.    | Nevada                 | 73                       |
| 10.   | San Jose State         | 35                       |
| 11.   | Air Force              | 27                       |

## 2022-23 MW PRESEASON AWARDS

### Preseason All-Conference Team

**Matt Bradley, Sr., G, San Diego State**  
 Isaiah Stevens, Sr., G, Colorado State  
 Jamal Mashburn Jr., Jr., G, New Mexico  
 Graham Ike, Jr., F, Wyoming  
 Hunter Maldonado, Sr., G, Wyoming

### Preseason Player of the Year

Graham Ike, Jr., F, Wyoming

### Preseason Newcomer of the Year

**Darrion Trammell, Sr., G, San Diego State**

### Preseason Freshman of the Year

Joseph Hunter, G, Fresno State

## 2022-23 MW PLAYERS OF THE WEEK

| Date    | Player   |
|---------|--|
| Nov. 14 | <b>Darrion Trammell, Sr., G, San Diego State</b><br>(Freshman) Darrion Williams, F, Nevada |
| Nov. 21 | Ed Harkless, Sr., G, UNLV<br>(Freshman) Darrion Williams, F, Nevada                        |
| Nov. 28 | Maurice Udeze, Sr., F, New Mexico<br>(Freshman) Corbin Green, F, Air Force                 |
| Dec. 5  | Max Rice, Sr., G, Boise State<br>(Freshman) Donovan Dent, G, New Mexico                    |
| Dec. 12 | Noah Reynolds, So., G, Wyoming<br>(Freshman) Rytis Petraitis, F, Air Force                 |
| Dec. 19 | Isiah Stevens, Sr., G, Colorado State<br>(Freshman) Rytis Petraitis, F, Air Force          |
| Dec. 26 | Will Baker, Jr., C, Nevada<br>(Freshman) Rytis Petraitis, F, Air Force                     |

Air Force utilized a 6-1 spurt to trim the margin to 57-46 after AJ Walker's jumper in the paint with just under nine minutes to go. However, Baker-Mazara converted a four-point play on the ensuing possession, burying a triple from the right corner and sinking the subsequent foul shot, which cast a pall on the Falcons' comeback hopes.

SDSU enjoyed its largest lead of the night at 68-50 after two additional free throws by Baker-Mazara with 4:31 to go. Air Force managed to whittle the deficit to single digits at 68-59, as Jake Heidbreder's second-chance layup with 2:16 remaining capped a 9-1 surge. However, the Falcons could draw no closer after Mensah blocked a three-point attempt by Ethan Taylor, while Walker missed a jumper following an offensive rebound. Moments later, Bradley knocked down a trey with 1:30 left, and Air Force never threatened again.

Walker, one of just two seniors on a roster that features 10 freshmen, led the Falcons with 27 points on 10-for-16 shooting (62.5 percent), while Jackson (13 pts) and Heidbreder (10 pts) also reached double figures in the loss.

## LAST TIME OUT

### San Diego State 62, UC San Diego 46

December 20, 2022 | Steve Fisher Court at Viejas Arena | San Diego, Calif. | Attn: 12,414

**SAN DIEGO** – San Diego State wrapped up its non-conference schedule Tuesday with a 62-46 triumph over UC San Diego at Viejas Arena.

With the victory, the Aztecs remain unbeaten in 13 all-time meetings against the Tritons, improving to 9-3 on the season, while UCSD falls to 5-7 overall.

Darrion Trammell was the lone player to reach double figures for SDSU, finishing with 18 points on 6-of-11 field-goal attempts, including a 4-for-6 clip from beyond the arc, while Jaedon LeDee grabbed a career-high 12 rebounds, including seven on the defensive glass.

However, both teams witnessed their share of offensive struggles for most of the evening, with the Aztecs shooting 36.1 percent from the floor (22-61) compared to the Tritons' 31.6 percent pace (18-57).

SDSU connected on 10-of-24 tries from three-point range (41.7 percent), while UCSD was just 5-for-28 (17.9 percent) on its long-range attempts.

In addition, the Scarlet and Black maintained a sizable 47-31 advantage in rebounds and a 17-10 edge in points off turnovers to help fuel their win.

The Aztecs never trailed in the contest, opening a 11-0 lead through the first five-plus minutes, capped by a Keshad Johnson dunk.

SDSU limited the Tritons to 22.2 percent shooting (6-27) in the first period, with the visitors draining just 2-of-15 attempts from three-point territory (13.3 percent).

Conversely, Trammell shouldered much of the Aztecs' offensive burden, nailing triples on three consecutive possessions late in the half to give the hosts a commanding 35-16 lead by intermission.

SDSU missed its first nine shots of the second period; however, UCSD could draw no closer than 13 points after Justin DeGraaf's layup cut the margin to 35-22 with 15 minutes remaining.

Unfazed, the Aztecs responded with a 16-3 blitz to quash any Triton comeback hopes. Nathan Mensah scored all six of his points during the run, including his first trey of the season at the 10:05 mark to give SDSU its largest lead of the night at 51-26.

In addition to Trammell's production, which included four assists, the Aztecs received nine points from Johnson, while Matt Bradley and Micah Parrish pulled down six rebounds apiece, with the latter notching a collegiate best.

After a slow start, UCSD's Bryce Pope scored 16 of his game-high 20 points on 7-of-11 shooting in the second half, while Francis Nwaokorie totaled nine points and seven boards for the Tritons in the loss.

## DUTCHER KEEPS THE BALL ROLLING...AND ROLLING

Brian Dutcher has on The Mesa in now his 24th season, 18 of them as the top man on San Diego State Hall of Fame Head Coach Steve Fisher's bench. In that time, he's experienced 512 victories, 14 Mountain West titles and helped the Aztecs to 15 postseason tournaments, including 10 NCAA appearances and a pair of Sweet 16 berths (2011, 2014).

- Since his ascension to the top job, prior to the 2017-18 season, he has captured four Mountain West crowns and guided his team to the championship game in the league tournament each of his five years.
- In his inaugural campaign, in 2017-18, he was the only first-year Division I head coach to guide his team to the NCAA Tournament.
- He is the only head coach in program history to win at least 21 games in each of his first five seasons.
- His 119 wins in his first five seasons are a program record for victories in a coach's first five campaigns.
- **His 128 wins to date are the most of any head coach who started at his current institution at the start of the 2017-18 season.**

## PLAYER TIDBITS

Senior Guard **Darrion Trammell**

**2022-23:** 13.2 points, 2.7 rebs, 3.6 assists, 2.0 steals, 38.1 FG%, 34.6 3FG%, 84.1 FT%

**Career:** 17.8 points, 4.9 assists, 3.6 rebounds, 2.3 steals, 40.3 FG%, 34.5 3FG%, 84.1 FT%

**2022-23 - Preseason Mountain West Newcomer of the Year, MW Player of the Week (Nov. 14)**

**2021-22 - 1st-team NABC All District 6, 1st-team All-WAC, WAC All-Defensive Team, WAC All-Tournament Team**

- Can play both point and shooting guard, score from all three levels & has 56 career games scoring at least 10 points and his team is 37-19 in those contests.
- **Versus Cal State Fullerton (11/7) became the first Aztec to shoot at least .857 (6-of-7 FG), with a minimum six made field goals, in an SDSU debut since the start of the 1996-97 season.**
- As an Aztec in Viejas Arena, is averaging 15.3 pts on 30-of-65 shooting (46.2 percent), incl. 15-of-32 from distance (46.9 percent) & 17-of-19 from the line (89.5 percent) with 3.7 assists, 3.2 rebs., & 2.0 steals.
- Is the only active player in Division I, since the start of the 2020-21 campaign, who has shot at least 84.0 percent from the line with a minimum of 389 attempts.
- **Is 1-of-4 active players in the nation to score at least 1,000 points, while shooting at least 40.0 percent from the floor, and dish out 300 assists since the start of the 2020-21 season.**
- For his career, he has a 1.72:1 assist-to-turnover ratio on 320 dimes in 65 career games.
- Tallied 44 points (14.7 ppg.) over three games at the Maui Jim Maui Invitational.
- In two games in week one, averaged 19.5 pts, 2.5 rebs, 2.5 assists, 2.0 steals vs. Cal State Fullerton & Brigham Young & earned **MW Player of the Week**.
- **One of four players in Division I who totaled at least 539 points, dished out at least 157 assists and had a 1.73:1 assist-to-turnover ratio and if you add his 5-10 height to the mix, he is the only player to accomplish those statistics in 2021-22.**
- Left Seattle U ranked No. 2 in free throw percentage (.840), No. 2 in steals average (2.3/g), No. 3 in assists average (5.1), No. 9 in steals (1.23) and No. 10 in scoring average (18.7 ppg) on its career lists.

- Ranked as the 5th most productive pick and roll scorer in the nation (6.9 ppg) according to Synergy Sports.
- In the 21 games in 2021-22 in which he made a minimum of four field goals, his team was 15-6, and in the 16 games in which he shot at least 40.0 percent from the floor, the Redhawks were 11-5.
- Reached double figure scoring in 28-of-31 games averaging 17.3 ppg (No. 5 in the WAC) in his final season at Seattle U.
- Led the WAC in steals (78), assists (155) and assists per game.

#### Senior Guard **Matt Bradley**

**2022-23:** 10.9 points, 4.3 rebounds, 1.9 assists, 38.5 FG%, 26.7 3FG%, 89.3 FT%

**Career:** 15.2 points, 4.6 rebounds, 2.0 assists, 43.2 FG%, 39.1 3FG%, 82.2 FT%

#### 2022-23 - Preseason All-Mountain West

#### 2021-22 - 2nd-team NABC All District 17, MW Newcomer of the Year, 1st-team All-MW

- Is utilizing the extra year of eligibility offered by the NCAA due to the COVID-19 pandemic.
- **The only active player in Division I, whose first collegiate season was in 2018-19, who has at least 1,962 points, 597 rebounds and has shot at least .432 from both the field and at least .391 from 3-point range.**
- As an Aztec, when he shoots at least .400 from the floor, overall SDSU is 21-3 and when he does it at home, SDSU is 16-0.
- **In his last seven games is averaging 12.4 points, 32-of-570 FG (45.7 percent), 4.9 rebounds and 2.6 assists, compared to 8.8 points, 15-of-52 FG (28.8 percent) 3.4 rebounds and 1.0 assists in his first five games of the campaign.**
- In 25 career games with at least four FTA without a miss, his team is 16-9.
- **Is 38 points from becoming the eighth active player to score at least 2,000 in his career.**
- One of three Aztecs to start all 32 games and played at least 30 minutes in 23 contests last year.
- In 2021-22, was one of nine players in the nation and the second Aztec since the start of the 1996-97 season, to shoot at least 43.8 percent from the field (minimum 425 shots attempts), 40.1 percent from the bonus distance (minimum 142 shot attempts).
- Led the team in scoring 18 times (14-4), in assists 13 times (8-5) & rebounds nine times (7-2) in 2021-22.
- One of six players in the nation to average 16.9 points and 5.4 rebounds, while shooting 43.8 percent from the floor, 40.1 percent from the bonus distance, 77.9 percent from the line in 2021-22.
- Became the 37th Aztec to score at least 30 points in a game when he totaled 30 at Wyoming (2/28/22).
- One of two players in the nation, who in a minimum of 15 home games, averaged 18.2 points while shooting at least 48.2 percent from the floor (with a minimum of 195 shot attempts) and 46.4 percent (on a minimum of 69 3-point attempts)... and is the only Division I player returning in 2022-23 with those stats.
- Won 23 games in 2021-22, matching the win total from his last two years at Cal combined (2019-20 & 2020-21).
- In 2020-21, was one of just five players in Division I to average 18.0 points per game, while shooting at least .455 from the field, .364 from the bonus distance, a minimum of .821 from the line, and grabbing 4.6 rebounds per game.

#### Senior Forward **Nathan Mensah**

**2022-23:** 7.0 points, 5.9 rebounds, 1.6 blocks, 57.9 FG%, 68.0 FT%

**Career:** 6.9 points, 6.2 rebounds, 1.6 blocks, 54.3 FG%, 25.0 3FG%, 61.8 FT%

#### 2021-22 - Mountain West Defensive Player of the Year, Mountain West All-Defensive Team, Third-Team All-MW

- Is utilizing the extra year of eligibility offered by the NCAA due to the COVID-19 pandemic.
- **Is 10 blocks from becoming the second player in program history to achieve 800 points, 700 rebounds and 200 blocked shots (also: Leonard Allen - 1982-85).**
- Only Aztec, since the start of the 1996-97 season, to shoot 100 percent with a minimum 3 FGA and grab 7 rebounds in a game. Has done it three times, including vs. Arizona (11/21).
- **One of two active Division I players who have amassed at least 816 points, 738 rebounds, 190 blocks and hit a 3-pointer & the only one playing for the school where he started his college career.**
- Ranks No. 3 on the program's list for career blocked shots (190) and has averaged 1.6 blocks per game in his 119 career games. At that pace, he can pass Leonard Allen (1982-85), who is No. 2 with 214 blocks, in 7 games. The program leader in career blocked shots is Skylar Spencer who swatted 303 shots in his Aztec career (2013-16).
- **Last season, was one of five players nationally who are 6-10 or taller to block at least 71 shots and make at least one 3-pointer.**
- In his last 22 games has totaled 43 blocked shots (1.9 per game).
- **Has shot at least 50.0 percent in 10-of-12 games this season & for his career, when he shoots at least 40.0 percent, SDSU is 67-21.**
- Has at least one block in 48 of his last 53 games, including two or more in 28 of those 48 outings.
- Among seven double-digit scoring games in 2021-22, he established a career-high vs. UC San Diego (12/22) with 19 points.
- Six of his 16 career double-digit rebounding games came in 2021-22 led by a pair of 13 rebound efforts: vs. Saint Mary's (12/17) and vs. San Jose State (2/25).
- Equaled a career-high with seven offensive boards vs. Boise State (3/12/22) in the championship game of the Mountain West tournament.
- Has recorded a block in 33 of his last 35 appearances & had at least two blocks in 23 contests (SDSU is 17-6 in those games).
- In games in which he had a minimum of three blocks, the Aztecs are 11-3 since the start of the 2021-22 season (34 games).
- He became the first Aztec player in at least 25 seasons to produce a game with at least 18 points, 13 rebounds and six blocked shots (vs. Saint Mary's on 12/22/20 ). He was one of just two players to do it in Division I basketball that season (also: Charles Bassey, Western Kentucky).

#### Junior Guard **Lamont Butler**

**2022-23:** 8.3 points, 2.2 rebounds, 3.2 assists, 43.2 FG%, 32.3 3FG%, 60.9 FT%

**Career:** 6.2 points, 2.0 rebounds, 2.1 assists, 1.4 steals, 40.2 FG%, 31.8 3FG%, 69.6 FT%

#### 2021-22 - Mountain West All-Defensive Team, Paycom Wooden Legacy All-Tournament Team

- A physical guard who can score from all three levels and is an elite defender.
- **The team is 51-16 in games in which he has played, and is 29-10 in his starts where he is averaging 7.6 points, 2.3 rebounds & 2.6 assists.**
- His 10 assists in the first two games of 2022-23, and again in games two & three equals the best two game total in his collegiate career.
- Has begun 2022-23 with a career-best 1.81:1 assist-to-turnover & 1.19 steals-to-turnover ratios.
- **Since the start of the Dutcher/Fisher era (1999-00) he is just the second Aztec to have four steals and a 6:1 assist-to-turnover ratio in a game (also Deandre Moore vs. Wyoming on March 1, 2001). He did it in the season opener vs. Cal State Fullerton (11/7).**
- Dished out six assists without a turnover at Stanford (11/15).
- Has totaled 12 games of three or more steals and in those contests San Diego State has an 11-1 record.
- In his first two seasons, scored in double figures one out of every five games (12-of-55), compared to this year where he has done it one

## SERIES HISTORY VS. MOUNTAIN WEST

### vs. CURRENT MEMBERSHIP

**Record:** 411-309 (H: 240-90, A: 135-198, N: 36-21)

**Streak:** W7 (last: M.3.22 vs. Fresno State)

|                | Overall<br>W-L | Home<br>W-L   | Away<br>W-L    | Neu.<br>W-L  | Strk |
|----------------|----------------|---------------|----------------|--------------|------|
| Air Force      | 62-24          | 34-6          | 23-17          | 5-1          | W6   |
| Boise State    | 17-10          | 9-3           | 4-6            | 4-1          | L3   |
| Colorado State | 48-43          | 29-14         | 14-27          | 5-2          | W1   |
| Fresno State   | 69-56          | 41-20         | 25-33          | 3-3          | W7   |
| Nevada         | 24-6           | 12-1          | 7-5            | 5-0          | W8   |
| New Mexico     | 43-48          | 28-13         | 12-30          | 3-5          | W3   |
| San Jose State | 45-35          | 31-8          | 13-26          | 1-1          | W9   |
| UNLV           | 40-37          | 18-13         | 21-22          | 1-2          | W3   |
| Utah State     | 15-9           | 8-1           | 4-5            | 3-3          | W1   |
| Wyoming        | 48-41          | 30-11         | 12-27          | 6-3          | W8   |
| <b>TOTAL</b>   | <b>411-309</b> | <b>240-90</b> | <b>135-198</b> | <b>36-21</b> |      |

## 30-WIN SEASONS IN CALIFORNIA (since 2010-11)

California schools that have compiled 30 win seasons since the start of the 2010-11 campaign.

### San Diego State (3)

34-3 (2010-11)

31-5 (2013-14)

30-2 (2019-20)

### Saint Mary's (1)

30-6 (2017-18)

### UCLA (1)

31-5 (2016-17)

## CHASING AZTEC HISTORY

Senior **Nathan Mensah** entered the 2022-23 season on the precipice of Aztec history.

He has the opportunity to become just the second player in program history to amass at least 800 points, 700 rebounds and 200 blocked shots in the course of a career.

At the start of this season, Mensah had 732 points, has added 84 more in the first 12 games, and has reached the 800 point plateau (816).

The Accra, Ghana native, has grabbed 71 rebounds since the start of the season to eclipse the 700-rebound milestone. He surpassed 700 boards vs. No. 14 Arizona in the Maui Invitational, and currently sits at 738 entering the Air Force game. He enters today's game with 190 blocks, 10 shy of 200 for his career.

If he achieves all three marks, Mensah will join **Leonard Allen** (1982-85) as the only Aztec to compile those combined numbers in their careers. Allen ranks No. 32 in points (1,019), and No. 7 in rebounds (716) and No. 2 in blocks (214).

## BEST OF THE BEST...OF THE BEST

Below is a look at the best records since the start of the 2009-10 campaign. (through the games of Dec. 25)

| Rk. | Team                   | W          | L          | Pct.        |
|-----|------------------------|------------|------------|-------------|
| 1.  | Gonzaga                | 404        | 66         | .860        |
| 2.  | Kansas                 | 398        | 85         | .824        |
| 3.  | Duke                   | 379        | 97         | .796        |
| 4.  | Kentucky               | 373        | 104        | .782        |
| 5.  | Wichita State          | 341        | 108        | .759        |
| 6.  | Villanova              | 349        | 111        | .759        |
| 7.  | Saint Mary's           | 338        | 109        | .756        |
| 8.  | <b>San Diego State</b> | <b>341</b> | <b>112</b> | <b>.753</b> |
| 9.  | Arizona                | 347        | 114        | .753        |
| 10. | Belmont                | 329        | 111        | .748        |

## BEST HOME RECORDS

Below is a look at the best home records in the nation since the start of the 2009-10 campaign. (through the games of Dec. 25)

| Rk. | Team                   | W          | L         | Pct.        |
|-----|------------------------|------------|-----------|-------------|
| 1.  | Kansas                 | 214        | 12        | .947        |
| 2.  | Gonzaga                | 198        | 13        | .938        |
| 3.  | Kentucky               | 213        | 17        | .926        |
| 4.  | Belmont                | 163        | 16        | .911        |
| 5.  | Duke                   | 200        | 21        | .905        |
| 6.  | South Dakota State     | 162        | 18        | .900        |
| 7.  | <b>San Diego State</b> | <b>191</b> | <b>24</b> | <b>.888</b> |
| 9.  | Arizona                | 200        | 27        | .881        |
| 9.  | Murray State           | 175        | 24        | .879        |
| 10. | Stephen F. Austin      | 179        | 25        | .877        |

## BEST ROAD RECORDS

Below is a look at the best road records in the nation since the start of the 2009-10 campaign. (through the games of Dec. 25)

| Rk. | Team                   | W         | L         | Pct.        |
|-----|------------------------|-----------|-----------|-------------|
| 1.  | Gonzaga                | 105       | 24        | .814        |
| 2.  | Wichita State          | 102       | 43        | .703        |
| 3.  | Saint Mary's           | 91        | 42        | .684        |
| 4.  | Kansas                 | 92        | 46        | .667        |
| 5.  | Villanova              | 102       | 57        | .642        |
| 6.  | Belmont                | 130       | 77        | .628        |
| 7.  | Vermont                | 130       | 78        | .625        |
| 8.  | <b>San Diego State</b> | <b>94</b> | <b>57</b> | <b>.623</b> |
| 9.  | Murray State           | 108       | 67        | .617        |
| 10. | Stephen F. Austin      | 105       | 66        | .614        |

## BEST ROAD & NEUTRAL RECORDS

Below is a look at the best road and neutral records in the nation since the start of the 2009-10 campaign. (through the games of Dec. 25)

| Rk. | Team                   | W          | L         | Pct.        |
|-----|------------------------|------------|-----------|-------------|
| 1.  | Gonzaga                | 206        | 53        | .795        |
| 2.  | Kansas                 | 184        | 73        | .716        |
| 3.  | Duke                   | 179        | 76        | .702        |
| 4.  | Villanova              | 179        | 85        | .678        |
| 5.  | Wichita State          | 151        | 79        | .657        |
| 6.  | Kentucky               | 160        | 87        | .648        |
| 7.  | Virginia               | 141        | 81        | .635        |
| 8.  | Belmont                | 165        | 95        | .635        |
| 9.  | Saint Mary's           | 134        | 78        | .632        |
| 10. | <b>San Diego State</b> | <b>150</b> | <b>88</b> | <b>.630</b> |

- out of every 3 games (4-of-12).
- In his last 7 home games is shooting 44.7 percent from the field (21-of-147) while averaging 7.1 points, 2.7 rebs., 3.7 assists and 2.9 steals.**
- A starter in 37 of his last 39 appearances.
- Was the only Aztec true freshman (2020-21) to start back-to-back games since Nathan Mensah on March 15 & 16, 2019 and is just the third freshman in the last five seasons to start a game for SDSU (Matt Mitchell & Nathan Mensah).**
- Led the team and was second in the Mountain West in steals (46) in his sophomore campaign.
- Recorded multiple steals in 15 contests last season with the Aztecs, going 13-2 in those games, and when he had a minimum of three steals San Diego State was 6-0.
- Scored a career-best 16 points (6-of-6 FG & 3-of-3 3FG) vs. Georgetown in the semifinal of the Paycom Wooden Legacy (the first SDSU player in 26 seasons to post a perfect night shooting from the field with at least six field goal attempts and at least three 3-point field goal attempts).**
- In 2021-22, shot 50.0 percent or better in nine games (6-3) and 40.0 percent or better in 13 games (9-4).

### Junior Guard **Micah Parrish**

**2022-23:** 8.3 points, 2.7 rebounds, 0.5 assists, 1.0 steals, 42.9 FG%, 39.6 3FG%, 70.0 FT%

**Career:** 10.1 points, 5.3 rebounds, 1.6 steals, 1.2 assists, 47.5 FG%, 36.2 3FG%, 75.6 FT%

#### 2021-22 - Horizon League All-Defensive Team

- A wing who can score from all three levels, plays Aztec-level defense and is an accomplished rebounder.
- Hit the game-winner against UC Irvine (11/29) when he drained a 3-pointer from the corner with 2.4 seconds left, putting the Aztecs up 71-69 to seal a 72-69 victory.**
- In his last 8 gms., is averaging 8.7 pts on .453 shooting (29-of-64), including 16-of-40 (40.0 percent) beyond the arc, 3.1 rebs and 0.9 steals.
- Streak of 57 consecutive starts halted vs. Cal State Fullerton (11/7) and failed to grab at least one rebound for just the second time in his collegiate career (70 games).**
- Versus Troy (12/5) failed to score a point for just the third time in his college career (70 games) and the first time as an Aztec.
- Has scored in double digits in four of his last nine appearances.**
- A starter in his last 57 appearances at Oakland, including all 30 last season.
- In 2021-22, reached double figure scoring in 19 games, including three times reaching a career high 20 points at Northern Kentucky (2/4), Cleveland State (2/26) and at Wright State (3/3).
- Recorded two double doubles 10 points and 12 rebounds at West Virginia (11/9) and 15 points and 11 rebounds at Bowling Green (12/7) last season.
- Shot at least 40.0 percent in 17 contests and 50.0 percent or better in 12 games as a sophomore.
- Would have been the fourth player in the MW in 2021-22 to have scored 363 points, dished out 43 assists, and totaled 51 steals. Add in his 179 rebounds and he is one of two and the only one who will compete in the Mountain West in 2022-23.**

### Senior Forward **Jaedon LeDee**

**2022-23:** 8.0 points, 5.0 rebounds, 1.3 assists, 0.7 steals, 43.7 FG%, 77.3 FT%

**Career:** 4.3 points, 3.1 rebounds, 0.3 steals, 0.3 assists, 47.8 FG%, 73.0 FT%

- Sat out the 2021-22 season due to NCAA transfer rules.
- Reached double figure scoring in three consecutive games (Cal State Fullerton to Stanford) for the first time in his career.**
- Set a career-best with 12 rebounds vs. UC San Diego (12/20) and is the second Aztec two grab at least 12 boards and score two or fewer points in a game since the start of the 1996-97 season (also: Josh Davis vs. Fresno State - January 15, 2014, 13 rebounds, 0 points).
- In seven home games this year is averaging 8.7 points (42.9 FG%), 5.6 rebs, 1.9 assists and SDSU is 7-0, compared to 3.0 points (45.5 FG%), 2.5 rebs & 0.3 assists & his team was 28-17 in home games at both Ohio State and TCU.**
- One of 11 Aztecs, since the start of the Dutcher/Fisher era (1999-00), to have a game with at least 11 free throw attempts in which he shot at least .900 from the line.
- At Stanford, shot 75.0 percent (6-of-8 FG) and scored 14 points. It was the first time in his career he shot at least 75 percent on a minimum of 8 FGAs.**
- In 24 games in which he grabs at least five rebounds, he averages 7.6 points on 57-of-107 shooting (.533) and 6.4 rebounds and is 5-1 as an Aztec when he does it.
- For his career, averages 14.3 points (47.8 FG percentage), 10.3 rebounds, 1.1 steals, 1.1 assists and 0.8 blocks per 40 minutes played.**
- Three of his 11 career double digit scoring games have come in his first three as an Aztec, incl. a career-high 23 vs. Brigham Young.
- In his last year of competition, 2020-21, played in 23 of the team's 26 games, including his first start for TCU vs. Providence (12/9/20).
- Set career-highs in points, points per game, assists, rebounds, minutes, field goals, field goal attempts and field goal percentage in 2020-21, his last season at TCU.
- Totaled five double figure scoring contests in 53 games at TCU & three in 26 games at Ohio State. Has three in his 10 SDSU contests.
- As a junior, ranked No. 5 on the Horned Frogs in points per game (5.8) despite playing fewer minutes than any of the top-9 regular players.
- Twice, at Iowa (2/9/21) & at Vest Virginia (3/4/21) equaled a career-best with 8 rebounds, among 10 games of 5+ rebounds.
- His 3.9 rebounds per game ranked No. 3 on the team & his 40 offensive boards were the second most among the Horned Frogs in 2020-21.

### Senior Forward **Keshad Johnson**

**2022-23:** 7.3 points, 4.2 rebounds, 0.8 assists, 55.9 FG%, 20.0 3FG%, 62.1 FT%

**Career:** 5.2 points, 3.6 rebounds, 0.7 assists, 51.1 FG%, 23.0 3FG%, 58.9 FT%

#### 2021-22 - Mountain West Player of the Week (Jan. 3)

- The prototypical Aztec wing with strength, speed and the ability to play above and finish at the rim.
- His 61 consecutive games played for SDSU rank No. 2 on the team among active players (No. 1 - Nathan Mensah, 72 games).
- In his career, when he grabs at least 4 rebounds in a game the Aztecs are 32-8, and he averages 7.5 points, 5.8 rebounds and 1.0 assists in those games.**
- Shot 50.0 percent or better from the floor in 12 of the final 13 games of the 2021-22 season and 21 of his last 25 overall where he is 72-of-120 (60.0 percent) from the floor and SDSU is 19-6.
- In his last seven games has three double-digit scoring efforts, while shooting .588 (20-of-34) from the field & is averaging 7.7 points and 4.7 rebounds.**
- Has improved his field goal shooting percentage in each of his four seasons (.353 in 2019-20, .452 in 2020-21, .553 in 2021-22, .559



in 2022-23).

- Has one or fewer turnovers in 70-of-86 career games and in those 70 games San Diego State has a 56-14 record.
- In the 28 career games in which he has grabbed multiple offensive boards, SDSU is 21-7.
- A starter in all 44 games since the start of 2021-22 after coming off the bench in the first 42 of his career.
- Averaged 7.2 points, 4.5 rebounds & 1.0 assists in 23.8 minutes per game last year.
- Shot a career-best 88-of-159 (55.3 percent) from the field, including 6-of-33 (18.2 percent) from beyond the arc, but was 5-of-11 (54.6 percent) in the final 10 games of the 2021-22 season.
- In his junior campaign, established career-best in nearly every statistical category, including field goal percentage.
- Reached double figure scoring 10 times last season after achieving the mark twice in his first two seasons.
- Recorded his first double double (10 points & 11 rebounds) vs. UNLV (1/1/22) and collected his first MW Player of the Week honor.
- Second double double (14 points, 10 rebounds) came against New Mexico (1/31/22).

Senior Guard **Adam Seiko**

**2022-23:** 6.1 points, 1.8 rebounds, 0.5 assists, 48.8 FG%, 44.1 3FG%, 83.3 FT%

**Career:** 3.8 points, 1.5 rebounds, 0.8 assists, 0.4 steals, 40.9 FG%, 38.4 3FG%, 75.5 FT%

- Utilizing the extra year of eligibility offered by the NCAA due to the COVID-19 pandemic.
- His calling card is "3 and D"... 3-pointers and defense.
- 114-of-150 career buckets (76.0 percent) have been from distance and 297-of-367 shots (80.9 percent) have come from beyond the three-point line.
- Competed for the Ugandan National Team in AfroBasket 2021 & in 5 games, averaged 13.0 points (.488 FG%, .469 3FG% & 1.000 FT%), 3.4 rebounds, 2.5 assists & 1.2 steals.
- Made 10 consecutive 3-pointers over the course of three games (from Cal State Fullerton (12/22/21) to UC San Diego (12/28/21). In available information, was the only player to reach double-digit consecutive made 3-pointers in 2021-22 and the first to do it since Kyle Guy (Virginia) made 11 in a row in the 2018-19 season.
- Has 30 career games with multiple 3-pointers & the Aztecs are 26-4 in those games and have won 18 of the last 19.
- His 4-of-4 shooting from beyond the arc vs. Saint Mary's (12/17/22) marked the ninth time in the Dutcher/Fisher era that an SDSU player has been perfect from three-point range, minimum four attempts, in a game.
- San Diego State is 54-13 (.806) in games in which Seiko has at least one 3-pointer and is 51-11 (.823) when he shoots at least 40.0 percent from the field.
- One of four Aztecs, since 1999-00, to record multiple seasons of shooting at least 41.0 percent from both the field and beyond the 3-point line with a minimum of 25 3-point attempts (also: Al Faux, John Sharper & Jordan Schakel).
- Is the 21st Aztec to reach the 100 career 3-point milestone and is No. 8 on the career 3-point percentage list (minimum 100 makes).

Senior Forward **Aguek Arop**

**2022-23:** 4.6 points, 2.5 rebounds, 1.1 assists, 0.7 steals, 72.7 FG%, 37.5 FT%

**Career:** 3.6 points, 2.6 rebounds, 0.7 assists, 0.7 steals, 49.5 FG%, 17.8 3FG%, 51.5 FT%

- Is utilizing the extra year of eligibility offered by the NCAA due to the COVID-19 pandemic.
- Generally does not practice, to limit wear and tear on his body.
- When he grabs at least one offensive rebound, the Aztecs are 54-20, and when he has two or more offensive boards, SDSU has a 29-9 record.
- Has shot .500 or better in 10-of-12 appearances this season and in 54 career games is 43-11 when he shoots at least .500 from the field.
- For his career, per 40 minutes played, averages 10.4 points, 7.7 rebounds, 2.0 assists, 1.7 steals and 0.9 blocks.
- In 63-of-109 career games, his defensive boards are fewer than or equal to his offensive rebounds.
- When he totals more offensive than defensive boards in a game (34 times), SDSU is 27-7 and in games where his offensive rebounds are greater than or equal his defensive numbers (63 times) SDSU is 50-13.
- Grabbed 95 offensive rebounds in 869 minutes in the last three seasons, an average of 4.4 offensive boards per 40 minutes played.
- Since the start of the 2019-20 season has pulled down more offensive boards (107) than defensive (98).
- Does all the little things that don't end up in the box score but are needed to win games.
- Pound-for-pound the strongest player on the team who can play from the three to the five.
- 6-7 tall with a 7-1 wingspan.

## SAN DIEGO STATE FINISHES IN FOURTH PLACE IN THE MAUI INVITATIONAL

In 2022 San Diego State participated in the Maui Invitational for the fourth time.

- With its 78-74 defeat versus Arkansas on Wednesday, the Aztecs went 1-2 in the 2022 edition of the Maui Invitational, have a 6-6 overall record, and in its four trips to Maui have second, third, fourth and sixth place finishes.
- In 2003, the team went 2-1, defeated Ohio State 83-61 in the quarterfinal, then lost to Dayton 76-71 before winning the tournament's third-place game 75-67 over host Chaminade.
- The 2014 edition also saw No. 15 SDSU post a 2-1 record. The team opened with a double-overtime victory against Brigham Young, 92-87, and followed that up with a 74-57 win against Pittsburgh. In the championship game, the No. 3 Arizona Wildcats got the better of the Scarlet and Black 61-59.
- The last time the Aztecs competed in the Maui Invitational prior to 2022 was in 2018, opening against No. 1 Duke, which resulted in a 90-64 loss. The team bounced back against Xavier with a 79-74 victory, but Iowa State handed SDSU another lopsided loss, 87-57.
- Three current Aztecs Aguek Arop, Nathan Mensah and Adam Seiko, were on the squad which competed in 2018 and are the largest number of players who are on the same team to have competed twice in the Maui Invitational.

## BRADLEY HEATING UP

Senior Matt Bradley is one of the nation's elite scoring guards. In 2021-22 he was one of six players in the nation to average 16.9 points and 5.4 rebounds, while shooting 43.8 percent from the floor, 40.1 percent from the bonus distance, 77.9 percent from the line. In addition, he was one of two players, who in a minimum of 15 home games, averaged 18.2 points while shooting at least 48.2 percent from the floor (with a minimum of 195 shot attempts) and 46.4 percent (on a minimum of 69 3-point attempts)...and is the only Division I player who has returned in 2022-23 with those stats.

- In the team's first five games he averaged 8.8 points on 15-of-52 FG (28.8 percent), with 3.4 rebounds and 1.0 assist.
- Since then, in the last six games, he is averaging 12.4 points on 32-of-70 FG (45.7 percent), with 4.9 rebounds and 2.6 assists.
- For his career, Bradley is a 15.2 points per game scorer on 652-of-1,510 FG (43.2 percent) with 4.6 rebounds and 2.0 assists per game.

## AZTEC COACHING STAFF

### HEAD COACH

#### BRIAN DUTCHER

- Sixth season as head coach (128-43 record)
- 24th year at San Diego State
- 1989 NCAA Champion
- 3 NCAA title game appearances
- 19 NCAA tournament appearances
- 14-time Mountain West champion
- 2020 *USA Today* National Coach of the Year
- 2020 & 2021 MW Coach of the Year (coaches & media)
- 2020 & 2021 NABC District 17 Coach of the Year
- 2020 USBWA District IX Coach of the Year

### ASSISTANT COACH

#### DAVE VELASQUEZ

- 21st season at San Diego State / 10th as AC
- Started as a student manager in 2002-03, then head manager, walk-on, scholarship athlete, director of player development and now AC

### ASSISTANT COACH

#### CHRIS ACKER

- 4th season with San Diego State
- 8th year as a Division I AC
- Was 92-9 in six years as HC at Citrus College in Los Angeles
- Won a state title w/Citrus College in 2008
- Played professionally both internationally and domestically

### ASSISTANT COACH

#### JAYDEE LUSTER

- 2nd season with San Diego State
- 7th as a Division I AC

## AZTECS IN THE TOP-100 NATIONALLY (through Dec. 25)

### TEAM RANKINGS

|  |         |
|--|---------|
| Turnover Margin (No. 34).....              | +3.8/g  |
| Bench Points per Game (No. 34).....        | 29.1    |
| Steals per Game (No. 38).....              | 9.0     |
| Turnovers Forced per Game (No. 40).....    | 16.3    |
| Winning Percentage (No. 61).....           | .750    |
| 3-Point Percentage Defense (No. 65).....   | .300    |
| Free Throws Made per Game (No. 69).....    | 14.8    |
| Free Throw Attempts per Game (No. 75)..... | 20.2    |
| Scoring Margin (No. 83).....               | +10.1/g |
| Free Throw Percentage (No. 91).....        | .731    |
| Scoring Defense (No. 96).....              | 65.4/g  |

### PLAYER RANKINGS

#### Lamont Butler (Guard)

|                               |      |
|-------------------------------|------|
| Steals per Game (No. 53)..... | 2.08 |
| Steals (No. 57).....          | 25   |

#### Nathan Mensah (Forward)

|                               |      |
|-------------------------------|------|
| Blocks per Game (No. 69)..... | 1.58 |
| Blocks (No. 74).....          | 19   |

#### Darrion Trammell (Guard)

|  |        |
|--|--------|
| Assist-to-Turnover Ratio (No. 60)..... | 2.50:1 |
| Steals per Game (No. 61).....          | 2.00   |
| Free Throw Percentage (No. 100).....   | .841   |

## AZTECS IN THE MOUNTAIN WEST (through Dec. 25)

### TEAM RANKINGS

|  |          |
|--|----------|
| Scoring Offense (No. 5).....                           | 75.50/g  |
| Scoring Defense (No. 7).....                           | 65.42/g  |
| Scoring Margin (No. 5).....                            | +10.08/g |
| Field Goal Percentage (No. 6).....                     | .454     |
| Field Goal Percentage Defense (No. 9).....             | .418     |
| Three-Point Field Goals Made (No. 9).....              | 7.08/g   |
| Three-Point Field Goal Percentage (No. 9).....         | .335     |
| Three-Point Field Goal Percentage Defense (No. 3)..... | .300     |
| Free Throw Percentage (No. 4).....                     | .731     |
| Rebounding Offense (No. 6).....                        | 35.83/g  |
| Rebounding Defense (No. 6).....                        | 32.92/g  |
| Rebounding Margin (No. 5).....                         | +2.92/g  |
| Offensive Rebounds per Game (No. 4).....               | 9.75/g   |
| Defensive Rebounds per Game (No. 6).....               | 26.08/g  |
| Assists (No. 6).....                                   | 14.33/g  |
| Assist-to-Turnover Ratio (No. 6).....                  | 1.14:1   |
| Turnover Margin (No. 3).....                           | +3.75/g  |
| Steals (No. 2).....                                    | 9.00/g   |
| Blocked Shots (No. 9).....                             | 2.92/g   |

### PLAYER RANKINGS

#### Lamont Butler (Guard)

|  |        |
|--|--------|
| Steals (No. 4).....                    | 2.08/g |
| Assist-to-Turnover Ratio (No. 11)..... | 1.81:1 |

#### Keshad Johnson (Forward)

|                                  |        |
|----------------------------------|--------|
| Offensive Rebounds (No. 14)..... | 1.58/g |
|----------------------------------|--------|

#### Jaedon LeDee (Forward)

|                                     |        |
|-------------------------------------|--------|
| Free Throw Percentage (No. 12)..... | .773   |
| Offensive Rebounds (No. 10).....    | 1.75/g |
| Rebounding (No. 18).....            | 5.00/g |

#### Nathan Mensah (Forward)

|                                  |        |
|----------------------------------|--------|
| Blocked Shots (No. 2).....       | 1.58/g |
| Offensive Rebounds (No. 10)..... | 1.75/g |
| Rebounding (No. 8).....          | 5.92/g |
| Defensive Rebounds (No. 12)..... | 4.17/g |

#### Micah Parrish (Guard)

|                                   |        |
|-----------------------------------|--------|
| 3-Point Field Goals (No. 15)..... | 1.58/g |
|-----------------------------------|--------|

#### Darrion Trammell (Guard)

|                                       |         |
|---------------------------------------|---------|
| Steals (No. 5).....                   | 2.00/g  |
| Free Throw Percentage (No. 6).....    | .841    |
| Assist-to-Turnover Ratio (No. 4)..... | 2.50:1  |
| Assists (No. 10).....                 | 3.64/g  |
| 3-Point Field Goals (No. 12).....     | 1.64/g  |
| Scoring (No. 15).....                 | 13.18/g |

## TOP-25 FACTS

- San Diego State opened the 2022-23 season ranked No. 19 in the Associated Press Top 25 Poll. It is the fourth time that SDSU has been included in the AP's preseason poll; all coming during the Dutcher/Fisher era, and is the second highest ranking for the program in the initial poll of a year.
- The previous three occasions when San Diego State was ranked in the preseason poll by the AP voters was prior to the 2010-11 season when the Aztecs were initially No. 25; prior to the 2012-13 campaign, when SDSU was No. 20; and the most recent appearance before this year, was 2014-15 when the Scarlet and Black was No. 16, the program's highest ranking in the preseason poll.
- How important is the preseason ranking or what does it portend? The three previous Aztec teams which were ranked in the preseason AP poll, finished a combined 84-23, including a 44-3 mark in Viejas Arena. Each squad made at least the round of 32 in the NCAA tournament with the 2010-11 team reaching the Sweet 16 and finishing the season with a 34-3 record.
- San Diego State's longest consecutive streak of weeks ranked in the AP Top-25 is 22 straight (Dec. 2, 2013 to Dec. 15, 2014).
- Entering this season, the Aztecs had appeared in the AP Poll for 88 weeks, and all have come since the start of the 2010-11 campaign.
- As of the Monday, Dec. 19 poll, San Diego State's 93 appearances since the start of the 2010-11 campaign, are the most of any school in California.** (See box in the left column of page 5)
- Prior to this season's ranking, the last time the Aztecs appeared in the AP poll was March 15, 2021, the final poll of the 2020-21 season, and the Aztecs were ranked No. 16.
- Since the start of the 2019-20 season San Diego State has appeared in the USA Today Coaches Poll 21 times, including this year's preseason ranking of No. 20 and each successive week this year.

## AZTECS NO. 22 IN THE ASSOCIATED PRESS & COACHES POLLS

Despite falling to a pair of teams ranked in the top-15, No. 9 Arkansas and No. 14 Arizona, at the 2022 Maui Invitational, the San Diego State men's basketball team remained in the Associated Press Top 25 and USA Today Coaches Polls, slotting in at No. 24 in each organization's rankings. SDSU totaled 189 points in the AP poll and 126 in the Coaches poll and continues to be the only Mountain West program to be ranked in either.

- This marks the 93rd week San Diego State has been ranked in the AP Top 25 since the start of the 2010-11 season, the most of any program in the state of California in that time frame.
- San Diego State is ranked No. 22 for the fifth time in school history. SDSU has appeared in every position in the poll between No. 4 and No. 25, except for No. 12.
- Today's poll ranking, released on Dec. 5, marks the fifth time SDSU has appeared in the AP Top 25 on this date.
- Dec. 5, 2010 No. 17
- Dec. 5, 2012 No. 17
- Dec. 5, 2013 No. 24
- Dec. 5, 2014 No. 13

## TRAMMELL EARNS MOUNTAIN WEST PLAYER OF THE WEEK

Darrion Trammell, a senior guard, is the Mountain West men's basketball Player of the Week, for the week ending Sunday, Nov. 13. The announcement was made Monday morning at the league office in Colorado Springs, Colo.

- The Marin City, Calif., native, shot 60.0 percent from the floor (12-of-20), 70.0 percent from distance (7-of-10), and sank 80.0 percent of his free throws (8-of-10) in wins over Cal State Fullerton and Brigham Young, a pair of 2022 NCAA tournament teams.
- Trammell opened the 2022-23 season, his first as an Aztec, with 18 points against Cal State Fullerton. Trammell was 6-of-7 from the field, including 4-of-5 five from beyond the arc, and knocked down both his free throw attempts. He added three steals, two rebounds, and an assist in 24 minutes of action.
- Trammell hit his first two shots against CSF, a 3-pointer, 13 seconds in to stake the Aztecs to a 3-0 lead, and just before the first media timeout, a jumper to extend the advantage to five points, 9-4. His next shot was off the mark, but for the rest of the contest he did not miss in SDSU's 80-57 win over the Titans.
- Against Brigham Young, Trammell totaled 21 points, hitting 6-of-13 shot attempts from the floor (46.2 percent), 3-of-5 from the bonus distance (60.0 percent), and 6-of-8 from the line (75.0 percent), with four assists, three rebounds and a steal in a team-high 35 minutes on the floor.
- Trailing 60-58 with 8:23 to play, Trammell hit a jumper in the paint and was fouled. He sank the free throw to give SDSU its first lead, 61-60, since a 20-18 advantage with 11:55 to play in the first half.
- The Cougars jumped back in front 67-61, but Trammell hit a three and followed that with a free throw to bring SDSU back to within a bucket. He dished out assists on the team's next two possessions and with 3:48 left, helped put the Aztecs up 71-68.
- With 2:03 to go in the contest and the score 73-70 in San Diego State's favor, Trammell nailed a baseline three as the shot clock expired to extend the Aztecs' cushion to six points. Down the stretch he sank each of his four free throw attempts to secure the 82-75 victory over the program's longtime rival.
- This is the first Mountain West men's basketball Player of the Week award in Trammell's career and the first for an Aztec this season.

## SDSU INKS TWO IN EARLY SIGNING PERIOD

San Diego State's men's basketball program bolstered its roster on Thursday signing guard B.J. Davis and forward Miles Heide to National Letters of Intent. The pair will compete for the Scarlet and Black beginning in the 2023-24 school year.

Davis, a 6-1, 170-pound point guard, will graduate in May from Modesto (Calif.) Christian High School. He is a three-star prospect who is ranked as the No. 137 recruit in the country, including a No. 22 national ranking at his position, and a No. 20 ranking overall within the state of California according to 247Sports.com.

Davis is a lanky ball handler whose athletic ability and crafty playing style make him explosive on both ends of the court. He possesses an impressive offensive skill set; able to create shots for both him and his teammates, as well as knocking down spot-up opportunities at an efficient rate. Defensively, Davis has proven to have great hands, finding ways to get into passing lanes and poke balls free consistently. He is an exciting and explosive addition for the Aztecs, who already have a strong backcourt coming back next year.

Davis, a team captain, led Modesto Christian as the primary ball handler in the 2021-22 campaign, averaging 17.0 points, 6.5 rebounds, 4.5 assists, and 2.6 steals per game, according to Maxpreps. He was very efficient offensively, completing the season shooting 52.4 percent from the field, 41.7 percent from the bonus distance, 88.6 percent from the line, and a 2.18:1 assist-to-turnover ratio.

He led Modesto Christian to a second-place finish at the 2022 CIF State Finals Open Division and an overall record of 30-6. Highlighting the playoff run was a 28-point performance in routing touted San Jose's Archbishop Mitty, 77-55, to reach the tournament's semifinals and was named to the All-Northern California basketball team in his junior year as well as the first-team All-Tri City Athletic League.

Davis chose the Aztecs over offers from 15 other schools including Washington and Ole Miss as well as Mountain West programs Wyoming, Boise State, and Fresno State.

Heide is a 6-9, 225-pound forward who is set to graduate from Mount Si High School in Snoqualmie, Washington, at the conclusion of the school year. He is a three-star recruit who ranks No. 274 player in the nation according to PrepHoops, the No. 30 rated center in the country, and the No. 3 recruit out of the state of Washington, according to 247 Sports.

Heide is a lean big man who is a skilled interior player. His athleticism allows him to swallow up rebounds on both ends of the court, and his efficient offensive close to the basket is elite. Heide's defensive presence shows up in his block statistics, 2.3 per outing. He is a skilled big who can run the floor and contribute to the Aztecs fast-paced offense.

Heide's most productive year is his most recent, finishing his junior campaign averaging 14.5 points, 10.1 rebounds, and 2.3 blocks per game according to Maxpreps. He led Mount Si to an impressive 25-1 record on the year, including a 16-0 mark in 4A KingCo District play. Perhaps most impressive from Heide, apart from his double-double average, is his efficiency scoring the ball, shooting 71.0 percent from the field. Even more, the big man improved from his offensive totals as a sophomore significantly, more than doubling his point production which suggests he will continue to grow as a scorer within the Aztecs offense.

Heide chose the Aztecs over 13 other programs, including BYU, Iowa, and Loyola Chicago, as well as Mountain West programs Fresno State and New Mexico.

## SEASON OPENERS

- With its 80-57 victory over Cal State Fullerton on November 7, San Diego State improved its record to 69-33 (.676) in season opening games, regardless of location.
- In its now 53rd season of Division I basketball, San Diego State is 34-19 (.642) in DI season-opening games.
- San Diego State has won its last 18 home openers, regardless of whether the game was the season opener.
- The Aztecs have won 10 consecutive season openers, regardless of location.

## AZTECS PREDICTED TO FINISH FIRST IN MOUNTAIN WEST PRESEASON MEDIA POLL

- San Diego State has won an unprecedented 14 Mountain West titles in men's basketball (eight regular season & six tournament), six more than any other Mountain West program, and despite not winning either the regular season and tournament crowns in 2021-22, but returning four starters, has been predicted to finish first by a poll of the media that regularly cover the conference.
- SDSU has been predicted to finish either first or second in the Mountain West media's preseason poll in each of the last nine years.
- It is also the 14th time in the last 18 years that San Diego State has been picked first or second in the Mountain West's preseason poll.
- San Diego State received 16 of a possible 20 first place votes.
- The Aztecs have garnered at least one first-place vote in the preseason poll in eight of the last nine years.
- Complete Mountain West media preseason predicted order of finish is located in the column on page 4.

## BRADLEY AND TRAMMELL EARN PRESEASON MOUNTAIN WEST HONORS

In addition to SDSU being predicted to win its Mountain West-record 15th league title in 2022-23, a pair of Aztec players, Matt Bradley and Darrion Trammell, were included on the conference's list of preseason honors. Bradley was included on the All-MW Team and Trammell was named the Newcomer of the Year by the media who regularly cover the Mountain West.

- Last season, Bradley was second-team NABC All-District 17, Mountain West Newcomer of the Year (coaches & media), first-team All-MW (coaches), second-team All-MW (media), MW All-Tournament Team, Two-Time MW Player of the Week & ESPN National Player of the Week (March 7), NCAA March Madness Player of the Week (Match 7).
- Bradley's 542 points in 2021-22, are the 14th most in a single season in the program's Division I era (since the start of the 1970-71 campaign) and he led the team in points, was second in assists (85), and rebounds (174) and third in steals (33).
- Bradley is the second Aztec to be named to the preseason All-Mountain West in the last three seasons, joining Matt Mitchell who was named to the team prior to the 2020-21 campaign. Mitchell went on to be named the Mountain West Player of the Year and a first-team performer following that season.
- In 2021-22, Bradley was one of nine players in the nation and the second Aztec since the start of the 1996-97 season, to shoot at least 43.8 percent from the field (minimum 425 shots attempts) & 40.1 percent from the bonus distance (minimum 142 shot attempts).
- Trammell is one of four players in Division I who totaled at least 539 points, dished out at least 157 assists and had a 1.73:1 assist-to-turnover ratio last season, and if you add his 5-10 height to the mix, he is the only player to accomplish those statistics in 2021-22.
- Trammell ranked as the 5th most productive pick and roll scorer in the nation (6.9 ppg) according to Synergy Sports.
- Joining Malachi Flynn (2019-20) and Matt Bradley (2021-22), Trammell becomes the third Aztec in the last four seasons to be recognized by the media as the preseason Newcomer of the Year. Both Flynn and Bradley proved the prognosticators correct by earning the award when the season was complete.
- Complete Mountain West media preseason awards are located in the column on page 6.

## CALIFORNIA DREAMIN' FOR SDSU...CALIFORNIA NIGHTMARE FOR IN-STATE OPPONENTS

- Since the start of the Coach Dutcher/Fisher era (1999-2000), the Aztecs are 129-35 (.787) against 24 of the other 25 current Division I schools in California (SDSU has not played Cal Baptist), and have a winning record against all but four of those 24 opponents.
- In the last 96 home games against those same 24 opponents, and also starting in 1999-2000, San Diego State is 85-11 (.885).
- In program history against the 24 schools, the Aztecs are 463-325 (.588) overall.

San Diego State opened the 2022-23 season hosting an in-state foe in Cal State Fullerton and improved to 23-10 against the Titans in the all-time series. The Aztecs won at Stanford on Nov. 15, 74-62, to capture its first win against the Cardinal in five tries and downed UC Irvine 72-69 on Nov. 29. After a 16-68 defeat against Saint Mary's in the Jerry Colangelo Classic at Phoenix, SDSU has three games remaining on the schedule against in-state Division I opponents, including a game against UC San Diego on Dec. 20 at Steve Fisher Court at Viejas Arena.

## BRADLEY INCLUDED ON JERRY WEST AWARD WATCH LIST

- For the second time in as many years, Matt Bradley has been included on the Naismith Memorial Basketball Hall of Fame's initial watch list for the Jerry West Shooting Guard of the Year Award, the most prestigious individual honor a collegiate shooting guard can earn.
- Bradley, one of 20 men's basketball players who have been included on the watch list, transferred to The Mesa from the University of California prior to the 2021-22 season and last year led the Aztecs in points per game (16.9), 3-pointers (57), free throws (113) and minutes (1,007). In addition, he ranked second on the squad in rebounds (174), assists (85), and was third in steals (33). His 542 points are the 15th most in a season in program history.
- The native of San Bernardino, Calif., returns in 2022-23 as the No. 4 scorer and the No. 5 rebounder in the Mountain West. He reached

## SDSU AS A NATIONALLY-RANKED TEAM

| Date*  | AP | Pts.  | CO | Rcrrd. | Wks. |
|--|----|-------|----|--------|------|
| <b>2010-11 season - 19 weeks   Highest Rank: 4   Final Rank: 6</b> |    |       |    |        |      |
| Oct. 28, 2010  | 25 | 158   | -- | 0-0    | PS 1 |
| Nov. 15, 2010  | 25 | 162   | -- | 1-0    | 2    |
| Nov. 22, 2010  | 18 | 567   | 22 | 4-0    | 3    |
| Nov. 29, 2010  | 17 | 594   | 19 | 6-0    | 4    |
| Dec. 6, 2010   | 14 | 759   | 15 | 8-0    | 5    |
| Dec. 13, 2010  | 11 | 914   | 10 | 10-0   | 6    |
| Dec. 20, 2010  | 7  | 1,134 | 7  | 12-0   | 7    |
| Dec. 27, 2010  | 7  | 1,157 | 7  | 14-0   | 8    |
| Jan. 3, 2011   | 6  | 1,198 | 6  | 15-0   | 9    |
| Jan. 10, 2011  | 6  | 1,249 | 6  | 17-0   | 10   |
| Jan. 17, 2011  | 6  | 1,294 | 6  | 19-0   | 11   |
| Jan. 24, 2011  | 4  | 1,386 | 4  | 20-0   | 12   |
| Jan. 31, 2011  | 7  | 1,218 | 7  | 21-1   | 13   |
| Feb. 7, 2011   | 6  | 1,259 | 6  | 23-1   | 14   |
| Feb. 14, 2011  | 6  | 1,256 | 6  | 25-1   | 15   |
| Feb. 21, 2011  | 6  | 1,327 | 4  | 27-1   | 16   |
| Feb. 28, 2011  | 9  | 1,151 | 9  | 27-2   | 17   |
| Mar. 7, 2011   | 7  | 1,197 | 6  | 29-2   | 18   |
| Mar. 14, 2011  | 6  | 1,322 | 5  | 32-2   | F 19 |

## 2011-12 season - 12 weeks | Highest Rank: 13 | Final Rank: 22

|               |    |     |    |      |      |
|---------------|----|-----|----|------|------|
| Dec. 26, 2011 | 25 | 119 | -- | 11-2 | 1    |
| Jan. 2, 2012  | 24 | 196 | 25 | 12-2 | 2    |
| Jan. 9, 2012  | 22 | 313 | 22 | 13-2 | 3    |
| Jan. 16, 2012 | 16 | 621 | 16 | 15-2 | 4    |
| Jan. 23, 2012 | 13 | 832 | 12 | 17-2 | 5    |
| Jan. 30, 2012 | 17 | 566 | 17 | 18-3 | 6    |
| Feb. 6, 2012  | 13 | 728 | 14 | 20-3 | 7    |
| Feb. 13, 2012 | 13 | 688 | 15 | 20-4 | 8    |
| Feb. 20, 2012 | 24 | 176 | 25 | 20-6 | 9    |
| Feb. 27, 2012 | 21 | 304 | 23 | 22-6 | 10   |
| Mar. 5, 2012  | 18 | 441 | 21 | 24-6 | 11   |
| Mar. 12, 2012 | 22 | 223 | 23 | 26-7 | F 12 |

## 2012-13 season - 12 weeks | Highest Rank: 15

|               |    |     |    |      |       |
|---------------|----|-----|----|------|-------|
| Oct. 26, 2012 | 20 | 463 | 20 | 0-0  | PS 13 |
| Nov. 12, 2012 | 25 | 128 | 23 | 0-1  | 14    |
| Nov. 19, 2012 | 25 | 98  | 25 | 2-1  | 15    |
| Nov. 26, 2012 | 23 | 182 | 21 | 4-1  | 16    |
| Dec. 3, 2012  | 17 | 410 | 15 | 5-1  | 17    |
| Dec. 10, 2012 | 18 | 491 | 15 | 7-1  | 18    |
| Dec. 17, 2012 | 18 | 493 | 15 | 8-1  | 19    |
| Dec. 24, 2012 | 17 | 557 | 16 | 11-1 | 20    |
| Dec. 31, 2012 | 19 | 437 | 17 | 11-2 | 21    |
| Jan. 7, 2013  | 16 | 591 | 15 | 12-2 | 22    |
| Jan. 14, 2013 | 15 | 704 | 14 | 14-2 | 23    |
| Jan. 28, 2013 | 22 | 302 | 20 | 16-4 | 1     |

## 2013-14 season - 16 weeks | Highest Rank: 5 | Final Rank: 13

|               |    |       |    |      |      |
|---------------|----|-------|----|------|------|
| Dec. 2, 2013  | 24 | 150   | -- | 5-1  | 1    |
| Dec. 9, 2013  | 25 | 159   | 24 | 7-1  | 2    |
| Dec. 16, 2013 | 24 | 176   | 23 | 7-1  | 3    |
| Dec. 23, 2013 | 20 | 378   | 20 | 9-1  | 4    |
| Dec. 30, 2013 | 21 | 371   | 19 | 10-1 | 5    |
| Jan. 6, 2014  | 13 | 823   | 15 | 12-1 | 6    |
| Jan. 13, 2014 | 10 | 1,020 | 11 | 14-1 | 7    |
| Jan. 20, 2014 | 7  | 1,211 | 7  | 16-1 | 8    |
| Jan. 27, 2014 | 5  | 1,337 | 5  | 18-1 | 9    |
| Feb. 3, 2014  | 5  | 1,370 | 5  | 19-1 | 10   |
| Feb. 10, 2014 | 5  | 1,373 | 5  | 21-1 | 11   |
| Feb. 17, 2014 | 6  | 1,232 | 7  | 22-2 | 12   |
| Feb. 24, 2014 | 13 | 886   | 13 | 23-3 | 13   |
| Mar. 3, 2014  | 10 | 995   | 10 | 25-3 | 14   |
| Mar. 10, 2014 | 8  | 1,143 | 7  | 27-3 | 15   |
| Mar. 17, 2014 | 13 | 890   | 11 | 29-4 | F 16 |

\* - indicates date of poll. PS - preseason ranking. F - final ranking.

Continued in the column on the next page.

## SDSU AS A NATIONALLY RANKED TEAM (continued)

| Date*  | AP | Pts. | CO | Rcrd. | Wks.  |
|--|----|------|----|-------|-------|
| <b>2014-15 season - 7 weeks   Highest Rank: 13</b> |    |      |    |       |       |
| Oct. 31, 2014                                      | 16 | 560  | 17 | 0-0   | PS 17 |
| Nov. 17, 2014                                      | 16 | 564  | 16 | 1-0   | 18    |
| Nov. 24, 2014                                      | 15 | 736  | 15 | 3-0   | 19    |
| Dec. 1, 2014                                       | 13 | 784  | 14 | 5-1   | 20    |
| Dec. 8, 2014                                       | 18 | 390  | 16 | 6-2   | 21    |
| Dec. 15, 2014                                      | 19 | 424  | 17 | 7-2   | 22    |
| Feb. 23, 2015                                      | 24 | 117  | 22 | 22-6  | 1     |

### 2019-20 season - 15 weeks | Highest Rank: 4 | Final Rank: 6

|                |    |       |    |      |      |
|----------------|----|-------|----|------|------|
| Dec. 9, 2019   | 25 | 197   | 24 | 10-0 | 1    |
| Dec. 16, 2019  | 20 | 431   | 20 | 10-0 | 2    |
| Dec. 23, 2019  | 15 | 763   | 14 | 12-0 | 3    |
| Dec. 30, 2019  | 13 | 780   | 12 | 13-0 | 4    |
| Jan. 6, 2020   | 7  | 1,130 | 7  | 15-0 | 5    |
| Jan. 13, 2020  | 7  | 1,266 | 6  | 17-0 | 6    |
| Jan. 20, 2020  | 4  | 1,422 | 4  | 19-0 | 7    |
| Jan. 27, 2020  | 4  | 1,408 | 4  | 21-0 | 8    |
| Feb. 3, 2020   | 4  | 1,447 | 4  | 23-0 | 9    |
| Feb. 10, 2020  | 4  | 1,422 | 4  | 24-0 | 10   |
| Feb. 17, 2020  | 4  | 1,404 | 4  | 26-0 | 11   |
| Feb. 24, 2020  | 5  | 1,287 | 5  | 26-1 | 12   |
| March 2, 2020  | 5  | 1,375 | 5  | 28-1 | 13   |
| March 9, 2020  | 6  | 1,261 | 6  | 30-2 | 14   |
| March 18, 2020 | 6  | 1,279 | 6  | 30-2 | F 15 |

### 2020-21 season - 7 weeks | Highest Rank: 16

|                |    |     |    |      |     |
|----------------|----|-----|----|------|-----|
| Dec. 7, 2020   | 24 | 123 | -- | 4-0  | 1   |
| Dec. 14, 2020  | 18 | 455 | 20 | 5-0  | 2   |
| Dec. 28, 2020  | -- | --  | 23 | 6-1  | 1   |
| Feb. 15, 2021  | 25 | 75  | -- | 15-4 | 1   |
| Feb. 22, 2021  | 22 | 222 | 25 | 17-4 | 2   |
| March 1, 2021  | 19 | 406 | 21 | 19-4 | 3   |
| March 8, 2021  | 19 | 462 | 19 | 20-4 | 4   |
| March 15, 2021 | 16 | 521 | 18 | 23-4 | F 5 |

### 2022-23 season - 5 weeks | Highest Rank: 17

|               |    |     |    |     |      |
|---------------|----|-----|----|-----|------|
| Oct. 17, 2022 | 19 | 394 | 20 | 0-0 | PS 1 |
| Nov. 14, 2022 | 17 | 524 | 19 | 2-0 | 2    |
| Nov. 21, 2022 | 17 | 601 | 19 | 4-0 | 3    |
| Nov. 28, 2022 | 24 | 189 | 24 | 4-2 | 4    |
| Dec. 5, 2022  | 22 | 265 | 22 | 6-2 | 5    |

\* - indicates date of poll. PS - preseason ranking. F - final ranking.

double-figure scoring 26 times last year and in those games the team was 20-6. He enjoyed 19 games of 15 or more points, 12 games of 20 or more, and a career-high 30-point game in a 73-66 victory at Wyoming, the only home loss the Cowboys suffered last season. At the conclusion of the year, he was named a second-team NABC All-District 17 performer, the Mountain West Newcomer of the Year, first-team All-Mountain West, and was included on the Mountain West All-Tournament Team.

- A 6-4, 220-pound shooting guard, he has scored 1,831 points in 117 career games and is one of five players in the nation, who still have eligibility and will compete this year, to score at least that many points in the last four seasons.

## ROAD (AND NEUTRAL) WARRIORS

With San Diego State having played 5-of-14 regular season road/neutral contests, here are some road and neutral site facts about SDSU:

- Since the start of the 2009-10 season, San Diego State's 94-57 (.623) record in road games is the eighth best in the nation.
- Since the start of the 2009-10 season, San Diego State's 150-88 (.630) record in road/neutral games is the 10th best in the nation.
- **Since the start of the 2009-10 season, among teams that have played at least 80 neutral site games, San Diego State's 56-31 (.645) record is the 12th best in the nation.**
- Since the start of the 2009-10 season, San Diego State's 72-43 (.626) record in road games against the Mountain West leads the conference.

## AZTECS OPEN 2022-23 NO. 19 IN THE AP TOP 25 POLL

The San Diego State men's basketball team is ranked No. 19 in the Associated Press' preseason Top 25 poll, garnering 394 points. It marks the fourth time in program history SDSU has earned inclusion on the initial AP poll and all have come since the start of the 2010-11 campaign.

The Aztecs are the only program in the Mountain West to appear in the AP's initial 2022-23 poll.

In its three previous appearances in the AP preseason poll, San Diego State was ranked No. 25 and received 158 points to start the 2010-11 season, was No. 20 with 463 points before the 2012-13 season, and No. 16, garnering 560 points, to open the 2014-15 campaign.

The appearance marks the first time since the 2020-21 season the Aztecs have found themselves among the AP Top 25. On that occasion the team was ranked No. 16 in the poll, which was published on March 15, 2021, the final poll of that season.

Overall, the Aztecs have been ranked in the AP Poll 89 weeks, which is the most by any team in the state of California since the start of the 2010-11 season: ahead of UCLA's 68, Saint Mary's 44, Southern California's 35, and California's 11.

Among Mountain West program's total of weeks in the AP Poll since 2010-11, San Diego State's 89 are more than three times more than Nevada and its 28 weeks. Others in the league who have appeared in the poll in that time frame are UNLV (27 weeks), New Mexico (25 weeks), Colorado State (10 weeks) and Boise State (two weeks).

Possible opponents on SDSU's schedule who appeared in the first AP poll are Creighton (No. 9), Arkansas (No. 10), Arizona (No. 17) and Texas Tech (No. 25).

## COACHES POLL RANKS SAN DIEGO STATE NO. 20 IN THE PRESEASON

- For the third time in program history and first since the 2014-15 campaign, San Diego State is ranked in the preseason USA Today Coaches Poll, slotting in at the No. 20 spot.
- The ranking matches the ranking the team garnered prior to the 2012-13 season. Ahead of playing in the 2014-15 season, SDSU was a program-best No. 17 in that year's preseason poll.

## 2022-23 SAN DIEGO STATE ALPHABETICAL ROSTER

### Most Recent Division I Season

| No. | Name                          | Pos. | Ht.  | Wt. | Yr.   | Exp. | PPG  | RPG | APG | Hometown (High School/Previous School)   |
|-----|-------------------------------|------|------|-----|-------|------|------|-----|-----|--|
| 14  | Cade Alger                    | F    | 6-9  | 195 | Jr.   | SQ   | 0.6  | 0.3 | 0.0 | Oakdale, Calif. (Ripon Christian High/Seattle U)                               |
| 33  | Aguek Arop                    | F    | 6-7  | 225 | *Sr.  | 4L   | 3.5  | 3.3 | 0.5 | Omaha, Neb. (Omaha South High)   |
| 4   | Jared Barnett                 | G    | 6-1  | 155 | Sr.   | 1L   | 0.5  | 0.3 | 0.1 | Los Angeles, Calif. (Westchester High)   |
| 20  | Matt Bradley                  | G    | 6-4  | 220 | *Sr.  | 1L   | 16.9 | 5.4 | 2.6 | San Bernardino, Calif. (Wasatch Academy (Utah)/California)                     |
| 42  | Triston Broughton             | G    | 6-4  | 190 | Jr.   | SQ   | 0.0  | 0.3 | 0.3 | Ladera Ranch, Calif. (Tesoro High)   |
| 24  | Tyler Broughton               | G    | 6-4  | 190 | Jr.   | SQ   | 0.0  | 0.8 | 0.2 | Ladera Ranch, Calif. (Tesoro High)   |
| 5   | Lamont Butler                 | G    | 6-2  | 195 | Jr.   | 2L   | 7.3  | 2.1 | 2.1 | Moreno Valley, Calif. (Riverside Poly High)                                    |
| 21  | Miles Byrd                    | G    | 6-7  | 175 | Fr.   | HS   | --   | --  | --  | Stockton, Calif. (Lincoln High)  |
| 11  | Demarshay Johnson Jr.         | F    | 6-10 | 235 | R-Fr. | HS   | --   | --  | --  | Oakland, Calif. (Salesian College Prep)  |
| 0   | Keshad Johnson                | F    | 6-7  | 225 | Sr.   | 3L   | 7.2  | 4.5 | 1.0 | Oakland, Calif. (San Leandro High)   |
| 10  | Cam Lawin                     | G    | 6-3  | 175 | Fr.   | HS   | --   | --  | --  | Chicago, Ill. (Orr Academy)  |
| 13  | Jaedon LeDee <sup>^</sup>     | F    | 6-9  | 240 | Sr.   | TR   | 5.8  | 3.9 | 0.3 | Houston, Texas (The Kincaid School/Ohio State/TCU)                             |
| 31  | Nathan Mensah                 | F    | 6-10 | 230 | *Sr.  | 4L   | 7.0  | 6.9 | 0.6 | Labadi, Accra, Ghana (Findlay Prep (Nev.))                                     |
| 3   | Micah Parrish <sup>^</sup>    | G/F  | 6-6  | 200 | Jr.   | TR   | 12.1 | 6.0 | 1.4 | Detroit, Mich. (River Rouge High/Oakland University)                           |
| 25  | Elijah Saunders               | F    | 6-8  | 240 | Fr.   | HS   | --   | --  | --  | Phoenix, Ariz. (Sunnyslope High)   |
| 2   | Adam Seiko                    | G    | 6-3  | 210 | *Sr.  | 4L   | 5.3  | 2.0 | 0.9 | Boston, Mass. (Sierra Canyon High (Calif.))                                    |
| 12  | Darrion Trammell <sup>^</sup> | G    | 5-10 | 175 | Sr.   | TR   | 17.4 | 3.8 | 5.1 | Marin City, Calif. (St. Ignatius High/City College of San Francisco/Seattle U) |

<sup>^</sup> - Stats from the final full season at his previous Division I institution. \* - utilizing the extra year of eligibility offered by the NCAA due to COVID-19. + - Will sit out the 2021-22 season due to NCAA transfer rules

## 2021-22 SAN DIEGO STATE NUMERICAL ROSTER

### Most Recent Division I Season

| No. | Name                  | Pos. | Ht.  | Wt. | Yr.   | Exp. | PPG  | RPG | APG | Hometown (High School/Previous School)   |
|-----|-----------------------|------|------|-----|-------|------|------|-----|-----|--|
| 0   | Keshad Johnson        | F    | 6-7  | 225 | Sr.   | 3L   | 7.2  | 4.5 | 1.0 | Oakland, Calif. (San Leandro High)   |
| 2   | Adam Seiko            | G    | 6-3  | 210 | *Sr.  | 4L   | 5.3  | 2.0 | 0.9 | Boston, Mass. (Sierra Canyon High (Calif.))                                    |
| 3   | Micah Parrish         | G/F  | 6-6  | 200 | Jr.   | TR   | 12.1 | 6.0 | 1.4 | Detroit, Mich. (River Rouge High/Oakland University)                           |
| 4   | Jared Barnett         | G    | 6-1  | 155 | Sr.   | 1L   | 0.5  | 0.3 | 0.1 | Los Angeles, Calif. (Westchester High)   |
| 5   | Lamont Butler         | G    | 6-2  | 195 | Jr.   | 2L   | 7.3  | 2.1 | 2.1 | Moreno Valley, Calif. (Riverside Poly High)                                    |
| 10  | Cam Lawin             | G    | 6-3  | 175 | Fr.   | HS   | --   | --  | --  | Chicago, Ill. (Orr Academy)  |
| 11  | Demarshay Johnson Jr. | F    | 6-10 | 235 | R-Fr. | HS   | --   | --  | --  | Oakland, Calif. (Salesian College Prep)  |
| 12  | Darrion Trammell      | G    | 5-10 | 175 | Sr.   | TR   | 17.4 | 3.8 | 5.1 | Marin City, Calif. (St. Ignatius High/City College of San Francisco/Seattle U) |
| 13  | Jaedon LeDee          | F    | 6-9  | 240 | Sr.   | TR   | 5.8  | 3.9 | 0.3 | Houston, Texas (The Kincaid School/Ohio State/TCU)                             |
| 14  | Cade Alger            | F    | 6-9  | 195 | Jr.   | SQ   | 0.6  | 0.3 | 0.0 | Oakdale, Calif. (Ripon Christian High/Seattle U)                               |
| 20  | Matt Bradley          | G    | 6-4  | 220 | Sr.   | 1L   | 16.9 | 5.4 | 2.6 | San Bernardino, Calif. (Wasatch Academy (Utah)/California)                     |
| 21  | Miles Byrd            | G    | 6-7  | 175 | Fr.   | HS   | --   | --  | --  | Stockton, Calif. (Lincoln High)  |
| 24  | Tyler Broughton       | G    | 6-4  | 190 | Jr.   | SQ   | 0.0  | 0.8 | 0.2 | Ladera Ranch, Calif. (Tesoro High)   |
| 25  | Elijah Saunders       | F    | 6-8  | 240 | Fr.   | HS   | --   | --  | --  | Phoenix, Ariz. (Sunnyslope High)   |
| 31  | Nathan Mensah         | F    | 6-10 | 230 | *Sr.  | 4L   | 7.0  | 6.9 | 0.6 | Labadi, Accra, Ghana (Findlay Prep (Nev.))                                     |
| 33  | Aguek Arop            | F    | 6-7  | 225 | *Sr.  | 4L   | 3.5  | 3.3 | 0.5 | Omaha, Neb. (Omaha South High)   |
| 42  | Triston Broughton     | G    | 6-4  | 190 | Jr.   | SQ   | 0.0  | 0.3 | 0.3 | Ladera Ranch, Calif. (Tesoro High)   |

<sup>^</sup> - Stats from the final full season of competition at previous Division I institution \* - Utilizing extra year of eligibility offered by the NCAA due to COVID-19

### Head Coach:

Brian Dutcher (Minnesota, 1982), Sixth Season (24th Season Overall at SDSU)

### Assistant Coaches:

David Velasquez (San Diego State, 2007), 10th Season (21st Season Overall at SDSU)

Chris Acker (Chaminade, 2004), Fourth Season (Fourth Season Overall at SDSU)

JayDee Luster (Wyoming, 2011) Second Season (Second Season Overall at SDSU)

### Assistant to the Head Coach:

Mark Fisher (Michigan, 2001), 10th Season (21st Season Overall at SDSU)

### Assistant A.D. - Director of Operations:

Matt Soria (San Diego State, 2002), 16th Season (23rd Season Overall at SDSU)

### Director of Player Development:

JD Pollock (Kennesaw State, 2009), Sixth Season (Sixth Season Overall at SDSU)

### Graduate Assistant:

Ali Tavakol (San Diego State, 2022) First Season (First Season Overall at SDSU)

## PRONUNCIATIONS

Cade Alger  
AL-jer (like Alger Hiss)

Triston & Tyler Broughton  
BROUGHT-in

Jaedon LeDee  
JAY-den

Jaedon LeDee  
JAY-den

Micah Parrish  
MIKE-uh

Adam Seiko  
SAY-ko

Aguek Arop  
uh-GWUK uh-ROPE

Keshad Johnson  
KEY-shawd

Nathan Mensah  
MEN-suh


Nathan Mensah  
MEN-suh

Elijah Saunders  
ee-LIE-zhah SAWN-ders

Darrion Trammell  
DAIRY-on truh-MEL

# SDSU BROADCAST ROSTER

San Diego State vs. Air Force | Steve Fisher Court at Viejas Arena | San Diego, Calif. | Dec. 28, 2022



**# 0**

**Keshad Johnson**

Forward  
6-7, 225, Senior - 3L  
Oakland, Calif.  
San Leandro High

PPG: 7.3 RPG: 4.2 APG: 0.8  
FG%: 55.9 3FG%: 20.0 FT%: 62.1



**# 2**

**Adam Seiko**

Guard  
6-3, 210, Senior - 4L  
Boston, Mass.  
Sierra Canyon High (Calif.)

PPG: 6.1 RPG: 1.8 APG: 0.5  
FG%: 48.8 3FG%: 44.1 FT%: 83.3



**# 3**

**Micah Parrish**

Guard  
6-6, 200, Junior - TR  
Detroit, Mich.  
River Rogue High/Oakland

PPG: 8.3 RPG: 2.7 APG: 0.5  
FG%: 42.9 3FG%: 439.6 FT%: 70.0



**# 4**

**Jared Barnett**

Guard  
6-1, 155, Senior - SQ  
Los Angeles, Calif.  
Westchester High

PPG: 1.0 RPG: 1.0 APG: 1.0  
FG%: 20.0 3FG%: 50.0 FT%: -



**# 5**

**Lamont Butler**

Guard  
6-2, 195, Junior - 2L  
Moreno Valley, Calif.  
Riverside Poly High

PPG: 8.3 RPG: 2.2 APG: 3.2  
FG%: 43.2 3FG%: 32.3 FT%: 60.9



**# 11**

**Demarshay Johnson Jr.**

Forward  
6-10, 235, Redshirt Freshman - HS  
Oakland, Calif.  
Salesian College Prep

PPG: 2.7 RPG: 1.3 APG: 0.3  
FG%: 60.0 3FG%: - FT%: 100.0



**# 12**

**Darrion Trammell**

Guard  
5-10, 175, Senior - TR  
Marin City, Calif.  
Saint Ignatius High/Seattle U

PPG: 13.2 RPG: 2.7 APG: 3.6  
FG%: 38.1 3FG%: 34.6 FT%: 84.1



**# 13**

**Jaedon LeDee**

Forward  
6-9, 240, Senior - TR  
Houston, Texas  
The Kinkaid School/Ohio State/TCU

PPG: 8.0 RPG: 5.0 APG: 1.3  
FG%: 43.7 3FG%: 0.0 FT%: 77.3




**# 14**

**Cade Alger**

Forward  
6-9, 195, Junior - SQ  
Ripon, Calif.  
Ripon Christian High/Seattle U

PPG: 2.0 RPG: 0.7 APG: 0.0  
FG%: 50.0 3FG%: 50.0 FT%: -



**# 20**

**Matt Bradley**

Guard  
6-4, 220, Senior - TR  
San Bernardino, Calif.  
Wasatch Academy/California

PPG: 10.9 RPG: 4.3 APG: 1.9  
FG%: 38.5 3FG%: 26.7 FT%: 89.3



**# 21**

**Miles Byrd**

Guard  
6-7, 175, Freshman - HS  
Stockton, Calif.  
Lincoln High

PPG: 4.3 RPG: 0.5 APG: 1.5  
FG%: 53.8 3FG%: 28.6 FT%: 50.0



**# 25**

**Elijah Saunders**

Forward  
6-8, 240, Freshman - HS  
Phoenix, Ariz.  
Sunnyslope High

PPG: 2.0 RPG: 2.0 APG: 1.2  
FG%: 26.7 3FG%: 22.2 FT%: 40.0



**# 31**

**Nathan Mensah**

Forward  
6-10, 230, Senior - 4L  
Labadi, Accra, Ghana  
Findley Prep (Nev.)

PPG: 7.0 RPG: 5.9 BPG: 1.6  
FG%: 57.9 3FG%: 100.0 FT%: 68.0




**# 33**

**Aquek Arop**

Forward  
6-6, 220, Senior - 4L  
Omaha, Neb.  
Omaha South High

PPG: 4.6 RPG: 2.5 APG: 1.1  
FG%: 72.7 3FG%: 0.0 FT%: 37.5



Head Coach

**Brian Dutcher**

6th season (128-43, 66-22 MW)  
Honors  
USA Today National Coach of the Year  
2x NABC Division I District 17 Coach of the Year  
USBWA District IX Coach of the Year  
2x MW Coach of the Year  
Naismith Coach of the Year Finalist



Assistant Coach

**Dave Velasquez**

10th season (233-81, 121-39 MW)  
**Defensive emphasis**  
21st season overall at SDSU  
In 2002-03 was a student manager, then head manager, walk-on, scholarship athlete, director of player development and now AC



Assistant Coach

**Chris Acker**


4th season (85-19, 44-8 MW)  
**Offensive emphasis**  
8th season as a Division 1 AC  
In 6 seasons as HC at Citrus College (92-9), and led Citrus to a California state title in 2008



Assistant Coach

**JayDee Luster**

2nd season (32-12, 13-4 MW)  
**Recruiting emphasis**  
7th season as a Division 1 AC



# BRIAN DUTCHER

Head Coach

Sixth Season • 24th Season Overall at SDSU • Minnesota, 1982

Brian Dutcher enters his sixth season as San Diego State head men's basketball coach, building on the previous five years in which he led the Aztecs to five title games in Mountain West tournament, its conference-record 11th, 12th, 13th & 14th Mountain West crowns, and to a bid to the NCAA tournament three times. He is the only coach in the 101-year history of San Diego State men's basketball to win at least 20 games in each of his first five seasons. His 119 victories in five seasons (119-40) are the most for any Division I head coach whose first year guiding his current program was 2017-18 and the accompanying win percentage, 74.8 percent, is the highest for any head basketball coach in San Diego State history.

Dutcher has been recognized twice, following the 2019-20 and 2020-21 seasons, with Mountain West Coach of the Year honors and was the National Association of Basketball Coaches (NABC) Division I District 17 Coach of the Year in both those years as well. In addition, Dutcher earned USA Today National Coach of the Year and United States Basketball Writers Association (USBWA) District IX Coach of the Year distinction following the 2019-20 campaign and was one of five finalists for the 2020 Werner Ladder Naimsmith Men's College Coach of the Year Award.

His teams have faced top-25 ranked opponents on 15 occasions and posted a 9-6 record (60.0 percent) and includes wins over Gonzaga, UCLA and Arizona State as well as Nevada (four times) and Colorado State (twice). Since the start of the 2018-19 season, his Aztecs are 4-2 against Pac-12 opponents and 8-4 in multi-team events in season. Since the start of the 2017-18 season, SDSU has the 14th best home win percentage in the nation (88.3 percent), and in the last three years, San Diego State has posted a 91.1-win percentage (41-4) in Viejas Arena, the ninth best in the nation.

The team's success on the court is reflected in the honors his players have earned under his tutelage. In 2020 Malachi Flynn was a consensus All-American, the third Aztecs to earn that honor and the following season Matt Mitchell was recognized by the Associated Press with the All-American moniker.

San Diego State put a player on the USBWA's All-District IX first team in 2020 (Flynn) and 2021 (Mitchell). The NABC has bestowed its All-District 17 honors seven times to an Aztec in the last five years. In 2019, Jalen McDaniels earned first team designation. Flynn, Yannik Weitzell were first team and Mitchell was second team in 2020. In 2021, Mitchell and Jordan Schakel earned first team and second team honors, respectively and in 2022 Matt Bradley was a second team performer.

Within the Mountain West, Flynn was named the 2020 Mountain West Male Athlete of the Year, Player of the Year, Defensive Player of the Year, Newcomer of the Year and a member of the All-Defensive Team. In the same season, KJ Feagin was named to the all-defensive team and one year prior, Jeremy Hemsley was included on the league's all-defensive team. In 2021, Mitchell earned Mountain West Player of the Year, first team All-Mountain West and inclusion on the all-defensive team along with Nathan Mensah. In 2022, Mensah was the Mountain West Defensive Player of the Year and a member of the all-defensive team. Bradley was the Newcomer of the Year. Chad Baker-Mazara was named the Sixth Man of the Year and Lamont Butler garnered all-defensive team honors.

His players have earned 14 all-Mountain West designations and 15 player of the week honors. Two Aztecs, Trey Kell in 2018 and Mitchell in 2021, were named Mountain West tournament MVP among 10 SDSU players who have been included on the league's all-tournament team. In his five seasons, his charges have garnered 14 league all-academic team distinctions with Flynn being named to the 2020 NABC Honors Court.

The 2021-22 campaign featured a 23-9 record and SDSU's second straight appearance in the NCAA tournament and its second consecutive single-digit seed, No. 8. Six of its nine losses were by 6 points or less and after Dec. 8, 2021, five of the team's six defeats were by six points or less. Twice during that stretch, the Aztecs defeated nationally ranked Colorado State.

The team's No. 2 ranking in KenPom's adjusted defensive efficiency was the best for a Dutcher coached team and matched the program's best rating since the start of the 2006-07 season (the team was No. 2 following the 2010-11 campaign). Among its national rankings, SDSU was No. 2 in scoring defense, No. 4 in field goal percentage defense, No. 25 in 3-point field goal percentage defense and No. 32 in blocks per game.

The defensive success was in part due to Mountain West Defensive Player of the Year Nathan Mensah. The Accra, Ghana native averaged 2.2 blocks per game to lead the Mountain West, totaled a career-high 71 blocks for the season, and was No. 5 in offensive rebounds, No. 7 in total rebounds and No. 13 in defensive boards.

Offensively, the team was led by first year player Matt Bradley, who transferred into the program in the summer of 2021. The Mountain West Newcomer of the Year and first-team all-league designee, led the team in virtually every offensive statistical category, including points (542), field goals (186), 3-pointers (57) and free throws (113).

In 2020-21, he guided San Diego State to the Mountain West regular-season and tournament crowns and earned a No. 6-seed in the NCAA tournament. The Aztecs went 23-5 and finished the regular season ranked No. 7 in field goal percentage defense (.387), No. 8 in scoring defense (60.6), No. 12 in scoring margin (+13.5), No. 14 in total steals (233), and No. 16 in turnover margin (+3.9) nationally. Among the Mountain West teams, San Diego State led the league in turnovers forced (15.15), steals per game (8.19), assist-to-turnover ratio (1.25:1), three-point field goal percentage (.381), field goal percentage defense, scoring defense, scoring margin, turnover margin and total steals. The team posted a 14-game win streak, which is the fourth longest in school history and is the third at least nine games under Dutcher.

The 2019-20 squad ripped off a program-record 26-straight wins to open the season and peaked, for eight weeks, at a No. 4 ranking in both national polls, before finishing the regular season at No. 6. The Aztecs went 30-2, including 17-1 in Mountain West play.

In program history, his team's 30 wins in 2019-20 are the third most in a season and its two defeats are the fewest. SDSU's 17 wins in conference play are the most in program history, and its one loss is the fewest in the Aztecs' Division I era and equals the fewest since 1926-27, when it moved from junior college competition to the National Association of Intercollegiate Athletics (NAIA). San Diego State opened the 2019-20 league slate with a 15-game

winning streak, which set a new Mountain West record.

Led by junior guard and consensus second-team All-American Malachi Flynn, the team won the Continental Tires Las Vegas Invitational with a blowout victory over Creighton and a 16-point comeback win against Iowa in the championship game. A month later, three days after Utah defeated then No. 6 Kentucky, the Aztecs handed the Utes a 28-point drubbing in the Basketball Hall of Fame Classic.

With the expected return for the postseason of forward Nathan Mensah, who had been sidelined for the final 19 games of the year, San Diego State was poised for a deep run in the NCAA Tournament. The Aztecs were projected to be either a No. 1 or No. 2 seed and some felt were a Final Four team, but the corona virus pandemic put an end to the postseason and fans were left to wonder what could have been.

In 2017-18, his first season as head coach, he was the only Division I coach to guide his team to the NCAA Tournament after going 22-10 in the regular season, including winning the 2018 Mountain West Tournament championship.

Over the course of his 23 years at San Diego State, Dutcher has helped the Aztecs reach the postseason 16 times, including 11 trips to the NCAA tournament, win a conference-best 14 Mountain West titles and record 17 seasons of at least 20 victories.

Since 2008-09, SDSU has twice advanced to the NCAA Sweet 16 (2011, 2014) and NIT semifinal (2009, 2016), won at least 25 games eight times and captured 11 MW championships (seven regular season, four tournament).

In his first year on The Mesa (1999-00) the Aztecs won only five games, but improved upon their win total from the season before. After that, San Diego State posted a 14-14 record in 2000-01, before winning the 2002 MW Championship, earning an NCAA tournament bid, and finishing with a 21-12 record. The 2002-03 campaign saw SDSU receive an NIT invitation, which culminated in the program's first Division I postseason victory.

After helping attract the program's first McDonald's All-American to the 2002-03 squad, Dutcher assisted in securing the signatures of future starters and all-league performers Brandon Heath and Marcus Slaughter. The duo started their first two seasons on The Mesa, leading to the 2005-06 campaign that produced the school's first MW regular-season and tournament title sweep. The Aztecs advanced to the NCAA tournament and ultimately won a then-school-record 24 games. That appearance led to a string of 10 consecutive postseason berths.

## Brian Dutcher Year-By-Year (Division I Only)

| Year                        | School (Position) | Overall |            | Conference |      | Postseason/Championships   |
|-----------------------------|-------------------|---------|------------|------------|------|--|
|                             |                   | W-L     | Pct.       | W-L        | Pct. |  |
| 10 Seasons at Michigan (AC) |                   | 233-98  | .704       | 111-67     | .624 | 8 NAAs, 10 Postseason Appearances, NCAA Champion (1989), NCAA Runner Up (1992, 93) |
| Year                        | School (Position) | W-L     | Pct.       | W-L        | Pct. | Postseason/Championships   |
| 1999-00                     | SDSU (Asst. HC)   | 5-23    | .179       | 0-14       | .000 |  |
| 2000-01                     | SDSU (Asst. HC)   | 14-14   | .500       | 4-10       | .286 |  |
| 2001-02                     | SDSU (Asst. HC)   | 21-12   | .636       | 7-7        | .500 | NCAA 1st round; MW Tournament  |
| 2002-03                     | SDSU (Asst. HC)   | 16-14   | .533       | 6-8        | .429 | NIT second round   |
| 2003-04                     | SDSU (Asst. HC)   | 14-16   | .467       | 5-9        | .357 |  |
| 2004-05                     | SDSU (Asst. HC)   | 11-18   | .379       | 4-10       | .286 |  |
| 2005-06                     | SDSU (Asst. HC)   | 24-9    | .727       | 13-3       | .813 | NCAA 1st Round; MW RS, Tournament  |
| 2006-07                     | SDSU (Asst. HC)   | 22-11   | .667       | 10-6       | .625 | NIT 2nd Round  |
| 2007-08                     | SDSU (Asst. HC)   | 20-13   | .606       | 9-7        | .563 | NIT 1st Round  |
| 2008-09                     | SDSU (Asst. HC)   | 26-10   | .722       | 11-5       | .688 | NIT Semifinals   |
| 2009-10                     | SDSU (Asst. HC)   | 25-9    | .735       | 11-5       | .688 | NCAA 1st Round; MW Tournament  |
| 2010-11                     | SDSU (Asst. HC)   | 34-3    | .919       | 14-2       | .875 | NCAA Sweet 16; MW RS, Tournament   |
| 2011-12                     | SDSU (HC/W)       | 26-8    | .765       | 10-4       | .714 | NCAA 2nd Round; MW RS  |
| 2012-13                     | SDSU (HC/W)       | 23-11   | .676       | 9-7        | .563 | NCAA 3rd Round   |
| 2013-14                     | SDSU (HC/W)       | 31-5    | .861       | 16-2       | .889 | NCAA Sweet 16; MW RS   |
| 2014-15                     | SDSU (HC/W)       | 27-9    | .750       | 14-4       | .778 | NCAA 3rd Round; MW Co-RS   |
| 2015-16                     | SDSU (HC/W)       | 28-10   | .737       | 16-2       | .889 | NIT Semifinals; MW RS  |
| 2016-17                     | SDSU (HC/W)       | 19-14   | .576       | 9-9        | .500 |  |
| 18 Seasons as Asst. Coach   |                   | 386-209 | .648       | 168-114    | .596 | 8 NAAs, 13 Postseason Appearances  |
| 2017-18                     | SDSU (HC)         | 22-11   | .667       | 11-7       | .611 | NCAA 1st Round; MW Tournament  |
| 2018-19                     | SDSU (HC)         | 21-13   | .617       | 11-7       | .611 |  |
| 2019-20                     | SDSU (HC)         | 30-2    | .966       | 17-1       | .944 | MW Regular Season (postseason canceled)  |
| 2020-21                     | SDSU (HC)         | 23-5    | .821       | 14-3       | .824 | NCAA 1st Round, MW RS & Tournament   |
| 2021-22                     | SDSU (HC)         | 23-9    | .719       | 13-4       | .765 | NCAA 1st Round   |
| 2022-23                     | SDSU (HC)         | 9-3     | .750       | 0-0        | .000 |  |
| 5+ Season as SDSU HC        |                   | 128-43  | .749       | 66-22      | .750 | 3 NCAA, 4 MW Titles  |
| 23+ Seasons at SDSU         |                   | 514-252 | .671       | 234-136    | .632 | 11 NAAs, 16 Postseason Appearances   |
| 33+-Season Career Totals    |                   | Overall | Conference | Postseason |      |  |
|                             |                   | W-L     | Pct.       | W-L        | Pct. | Postseason   |
|                             |                   | 747-350 | .681       | 345-203    | .630 | 19 NAAs, 26 Postseason Appearances   |

## SEASON/CAREER HIGHS

### Points

|        |                                |
|--------|--------------------------------|
| Season | 12 vs. Saint Mary's (12/10/22) |
| Career | 15 vs. Wyoming (1/30/21)       |

### Rebounds

|        |                                |
|--------|--------------------------------|
| Season | 7 vs. Arkansas (11/23/22)      |
| Career | 13 vs. San Jose State (2/8/21) |

### Assists

|        |                                     |
|--------|-------------------------------------|
| Season | 2 vs. Kennesaw State (12/12/22)     |
|        | 2 vs. UC Irvine (11/29/22)          |
|        | 2 vs. Ohio State (11/21/22)         |
|        | 2 vs. Cal State Fullerton (11/7/22) |
| Career | 4 vs. UC San Diego (12/22/21)       |

### Field Goals

|        |                               |
|--------|-------------------------------|
| Season | 5 vs. Saint Mary's (12/10/22) |
|        | 5 at Stanford (11/15/22)      |
| Career | 6 at Fresno State (2/19/22)   |
|        | 6 vs. New Mexico (1/31/22)    |
|        | 6 vs. UC San Diego (12/22/21) |
|        | 6 vs. Wyoming (1/30/21)       |

### Field Goals Attempted

|        |                                 |
|--------|---------------------------------|
| Season | 9 vs. UC San Diego (12/20/22)   |
| Career | 12 vs. Texas Southern (11/5/19) |

### Three-Point Field Goals

|        |                               |
|--------|-------------------------------|
| Season | 1 vs. Saint Mary's (12/10/22) |
|        | 1 vs. UC Irvine (11/29/22)    |
|        | 1 at Stanford (11/15/22)      |
| Career | 3 vs. UC Irvine (11/27/20)    |

### Three-Point FG Attempted

|        |                                |
|--------|--------------------------------|
| Season | 3 vs. UC Irvine (11/29/22)     |
|        | 3 at Stanford (11/15/22)       |
| Career | 7 vs. Texas Southern (11/5/19) |

### Free Throws

|        |                                 |
|--------|---------------------------------|
| Season | 3 vs. UC San Diego (12/20/22)   |
|        | 3 vs. Kennesaw State (12/12/22) |
|        | 3 vs. UC Irvine (11/29/22)      |
| Career | 6 vs. San Jose State (2/25/22)  |

### Free Throws Attempted

|        |                                |
|--------|--------------------------------|
| Season | 6 vs. UC Irvine (11/29/22)     |
| Career | 6 vs. UC Irvine (11/29/22)     |
|        | 6 vs. San Jose State (2/25/22) |
|        | 6 vs. Colorado State (1/8/22)  |

### Steals

|        |                                |
|--------|--------------------------------|
| Season | 1 vs. UC San Diego (12/20/22)  |
|        | 1 vs. Saint Mary's (12/10/22)  |
|        | 1 vs. UC Irvine (11/29/22)     |
|        | 1 at Stanford (11/15/22)       |
| Career | 3 at Colorado State (2/4/22)   |
|        | 3 vs. Texas Southern (11/5/19) |

### Blocked Shots

|        |                               |
|--------|-------------------------------|
| Season | 1 vs. UC San Diego (12/20/22) |
|        | 1 vs. Occidental (12/2/22)    |
|        | 1 vs. UC Irvine (11/29/22)    |
|        | 1 vs. Arkansas (11/23/22)     |
| Career | 3 at Nevada (3/5/22)          |
|        | 3 vs. UC San Diego (12/22/21) |

### Minutes Played

|        |                                 |
|--------|---------------------------------|
| Season | 35:16 vs. Arkansas (11/23/22)   |
| Career | 42:06 vs. Fresno State (3/3/22) |



# 0 • KESHAD JOHNSON (KEY-shawd)

FORWARD • 6-7 • 225 • SENIOR - 3L  
OAKLAND, CALIF. (SAN LEANDRO HIGH)

**2021-22**  
Mountain West Player of the Week (Jan. 3)

### Quick Hits

- The prototypical Aztec wing with strength, speed and the ability to play above and finish at the rim.
- Has a 69-17 record in his college career.
- In the 27 career games in which he has grabbed multiple offensive boards, SDSU is 21-7.

### As a Senior (2022-23 Season)

*MW Rankings: No. 15 in offensive rebounds*

- Recorded his first double-digit scoring game of the season and 13th of his career, 11 points, at Stanford (11/15).
- Totaled 10 points vs. Arkansas in a season-high 35 minutes and has shot .500+ FG% in the last five games.
- Tallied 10 points vs. UC Irvine, his second consecutive game with 10 points.
- Season-high 12 points vs. SMC (12/10), where he knocked down a season-best 5 FGs.

### As a Junior (2021-22 Season)

*MW Rankings: No. 15 in blocks*

- A starter in all 32 games after coming off the bench in the first 42 of his career.
- Averaged 7.2 points, 4.5 rebounds & 1.0 assists in 23.8 minutes per game.
- Shot a career-best 88-of-159 (55.3 percent) from the field, including 6-of-33 (18.2 percent) from beyond the arc, but was 5-of-11 (54.6 percent) in the final 10 games of the season.
- Established career-best in nearly every statistical category, including field goal percentage.
- Reached double figure scoring 10 times after achieving the mark twice in his first two seasons.
- Recorded his first double double (10 points & 11 rebounds) vs. UNLV (1/1) and in doing so collected his first MW Player of the Week honor.
- Second double double (14 points, 10 rebounds) came against New Mexico (1/31).

### As a Sophomore (2020-21 Season)

- Appeared in 24 games, all off the bench, averaging 4.0 points and 3.6 rebounds.
- Shot 33-of-73 (45.2 percent) from the floor, including 7-of-21 (33.3 percent) from three-point range, and 22-of-40 (55.0 percent) from the line.
- Played double digit minutes in 18-of-24 contests, with a career-high 22 vs. Wyoming (1/30).
- Appeared in the last 17 games of the season, the longest streak of consecutive games played in his career to that point.
- Enjoyed his first two double-digit scoring games - a career-high 15 points vs. Wyoming (1/30) and 14 points vs. UC Irvine (11/27).
- Totaled six games of multiple offensive rebounds and 10 games of four or more defensive boards.
- In his first 22 career games, went 22-0, at the time the third longest streak in the nation, snapped in a loss to BYU (12/18).

### As a Freshman (2019-20 Season)

- Appeared in 18 games, all off the bench, averaging 1.9 points and 1.7 rebounds.
- Made his collegiate debut against Texas Southern on Nov. 5, 2019, recording season-highs of seven points and 10 rebounds.
- Played at least 12 minutes in a contest three times, with a season-high 21 vs. San Diego Christian (12/18).
- Appeared in the first five games of the season, the longest streak of the year for him.
- Launched a season-high 12 shots, including seven three pointers against Texas Southern.
- Committed more than one turnover in only 1-of-18 games in which he played.
- Twice, against Texas Southern and at New Mexico, hit a season-best three field goals.

### Trending

- In his career, when he grabs at least 4 rebounds in a game the Aztecs are 32-8, and he averages 7.5 points, 5.8 rebounds and 1.0 assists in those games.
- Shot 50.0 percent or better from the floor in 12 of the final 13 games of the 2021-22 season and 21 of his last 25 overall where he is 72-of-120 (60.0 percent) from the floor and SDSU is 19-6.
- Has one or fewer turnovers in 70-of-86 career games and in those 70 games San Diego State has a 56-14 record.
- His 61 consecutive games played for SDSU rank No. 2 on the team among active players (No. 1 - Nathan Mensah, 72 games).
- Has improved his field goal shooting percentage in each of his four seasons (.353 in 2019-20, .452 in 2020-21, .553 in 2021-22, .559 in 2022-23).

## 2022-23 GAME-BY-GAME STATISTICS

| Opponent            | GS | MP | FG  | 3FG | FT  | O-D-R | PF | TP | A | TO | S | B |
|---------------------|----|----|-----|-----|-----|-------|----|----|---|----|---|---|
| CAL STATE FULLERTON | *  | 17 | 1-4 | 0-1 | 2-4 | 0-3-3 | 1  | 4  | 2 | 1  | 0 | 0 |
| BRIGHAM YOUNG       | *  | 7  | 2-3 | 0-0 | 0-0 | 1-1-2 | 2  | 4  | 0 | 0  | 0 | 0 |
| at Stanford         | *  | 24 | 5-8 | 1-3 | 0-1 | 0-2-2 | 0  | 11 | 0 | 1  | 1 | 0 |
| vs. Ohio State      | *  | 22 | 2-4 | 0-1 | 2-3 | 1-4-5 | 1  | 6  | 2 | 0  | 0 | 0 |
| vs. Arizona         | *  | 16 | 3-6 | 0-0 | 2-3 | 4-1-5 | 2  | 8  | 0 | 1  | 0 | 0 |
| vs. Arkansas        | *  | 35 | 4-6 | 0-1 | 2-3 | 1-6-7 | 5  | 10 | 1 | 1  | 0 | 1 |
| UC IRVINE           | *  | 26 | 3-5 | 1-3 | 3-6 | 1-3-4 | 3  | 10 | 1 | 2  | 1 | 1 |
| OCCIDENTAL          | *  | 15 | 3-3 | 0-0 | 0-0 | 4-1-5 | 1  | 6  | 1 | 1  | 0 | 1 |
| TROY                | *  | 14 | 0-3 | 0-2 | 0-0 | 0-2-2 | 0  | 0  | 0 | 2  | 0 | 0 |
| vs. Saint Mary's    | *  | 20 | 5-6 | 1-2 | 1-1 | 1-3-4 | 0  | 12 | 0 | 0  | 1 | 0 |
| KENNESAW STATE      | *  | 20 | 2-2 | 0-0 | 3-4 | 3-3-6 | 1  | 7  | 2 | 0  | 0 | 0 |
| UC SAN DIEGO        | *  | 20 | 3-9 | 0-2 | 3-4 | 3-2-5 | 2  | 9  | 0 | 1  | 1 | 1 |
| AIR FORCE           |    |    |     |     |     |       |    |    |   |    |   |   |
| at UNLV             |    |    |     |     |     |       |    |    |   |    |   |   |
| at Wyoming          |    |    |     |     |     |       |    |    |   |    |   |   |
| NEVADA              |    |    |     |     |     |       |    |    |   |    |   |   |
| NEW MEXICO          |    |    |     |     |     |       |    |    |   |    |   |   |
| at Colorado State   |    |    |     |     |     |       |    |    |   |    |   |   |
| at Air Force        |    |    |     |     |     |       |    |    |   |    |   |   |
| UTAH STATE          |    |    |     |     |     |       |    |    |   |    |   |   |
| SAN JOSE STATE      |    |    |     |     |     |       |    |    |   |    |   |   |
| at Nevada           |    |    |     |     |     |       |    |    |   |    |   |   |
| BOISE STATE         |    |    |     |     |     |       |    |    |   |    |   |   |
| at Utah State       |    |    |     |     |     |       |    |    |   |    |   |   |
| UNLV                |    |    |     |     |     |       |    |    |   |    |   |   |
| at Fresno State     |    |    |     |     |     |       |    |    |   |    |   |   |
| COLORADO STATE      |    |    |     |     |     |       |    |    |   |    |   |   |
| at New Mexico       |    |    |     |     |     |       |    |    |   |    |   |   |
| at Boise State      |    |    |     |     |     |       |    |    |   |    |   |   |
| WYOMING             |    |    |     |     |     |       |    |    |   |    |   |   |

## MISCELLANEOUS STATS/SAN DIEGO STATE RECORD

| Category                 | 2022-23 Season Games | SDSU W/L | Career Games | SDSU W/L |
|--------------------------|----------------------|----------|--------------|----------|
| Double-Figure Scoring    | 4                    | 2-2      | 16           | 14-2     |
| 15-Point Games           | 0                    | 0-0      | 1            | 1-0      |
| Double-Figure Rebounding | 0                    | 0-0      | 4            | 4-0      |
| Double Doubles           | 0                    | 0-0      | 2            | 2-0      |
| Lead SDSU in Scoring     | 0                    | 0-0      | 1            | 1-0      |
| Lead SDSU in Rebounding  | 2                    | 1-1      | 12           | 9-3      |
| Lead SDSU in Assists     | 0                    | 0-0      | 2            | 2-0      |
| Multiple Steals          | 0                    | 0-0      | 8            | 7-1      |
| One Turnover or Less     | 10                   | 7-3      | 70           | 56-14    |

| Consecutive Games        | Current | Long |
|--------------------------|---------|------|
| Consecutive Games Played | 61      | 61*  |
| Scoring A Point          | 3       | 21   |
| Scoring in Double Digits | -       | 3    |
| One Turnover or Less     | 3       | 27   |

## JOHNSON CAREER STATISTICS

| Year         | G-GS         | Min.-Avg.         | FG-FGA         | Pct.        | 3P-3PA       | Pct.        | FT-FTA        | Pct.        | OR        | DR         | Reb        | Avg.       | PF-D        | AT        | TO        | BS        | ST        | Pts        | Avg.       |
|--------------|--------------|-------------------|----------------|-------------|--------------|-------------|---------------|-------------|-----------|------------|------------|------------|-------------|-----------|-----------|-----------|-----------|------------|------------|
| 19-20        | 18-0         | 107-5.9           | 12-34          | .353        | 4-18         | .222        | 6-16          | .375        | 12        | 18         | 30         | 1.7        | 12-0        | 4         | 8         | 1         | 5         | 34         | 1.9        |
| 20-21        | 24-0         | 321-13.4          | 33-73          | .452        | 7-21         | .333        | 22-40         | .550        | 25        | 61         | 86         | 3.6        | 26-1        | 16        | 12        | 13        | 6         | 95         | 4.0        |
| 21-22        | 32-32        | 762-23.8          | 88-159         | .553        | 6-33         | .182        | 47-73         | .644        | 43        | 101        | 144        | 4.5        | 39-0        | 32        | 37        | 20        | 21        | 229        | 7.2        |
| 22-23        | 12-12        | 239-19.9          | 33-59          | .559        | 3-15         | .200        | 18-29         | .621        | 19        | 31         | 50         | 4.2        | 18-1        | 9         | 10        | 3         | 4         | 87         | 7.3        |
| <b>TOTAL</b> | <b>86-44</b> | <b>1,429-16.6</b> | <b>166-325</b> | <b>.511</b> | <b>20-87</b> | <b>.230</b> | <b>93-158</b> | <b>.589</b> | <b>99</b> | <b>211</b> | <b>310</b> | <b>3.6</b> | <b>95-2</b> | <b>61</b> | <b>67</b> | <b>37</b> | <b>36</b> | <b>445</b> | <b>5.2</b> |



## SEASON/CAREER HIGHS

|                                 |  |
|---------------------------------|--|
| <b>Points</b>                   |  |
| Season                          | 20 vs. Occidental (12/2/22)              |
| Career                          | 20 vs. Occidental (12/2/22)              |
| <b>Rebounds</b>                 |  |
| Season                          | 5 vs. Ohio State (11/21/22)              |
| Career                          | 7 at UNLV (1/1/22)                       |
| <b>Assists</b>                  |  |
| Season                          | 1 vs. Occidental (12/2/22)               |
|                                 | 1 vs. UC Irvine (11/29/22)               |
|                                 | 1 vs. Arkansas (11/23/22)                |
|                                 | 1 at Stanford (11/15/22)                 |
|                                 | 1 vs. Brigham Young (11/11/22)           |
|                                 | 1 vs. Cal State Fullerton (11/7/22)      |
| Career                          | 5 vs. San Jose State (2/8/21)            |
|                                 | 5 at Air Force (1/22/21)                 |
| <b>Field Goals</b>              |  |
| Season                          | 7 vs. Occidental (12/2/22)               |
| Career                          | 7 vs. Occidental (12/2/22)               |
| <b>Field Goals Attempted</b>    |  |
| Season                          | 11 vs. Occidental (12/2/22)              |
| Career                          | 11 vs. Occidental (12/2/22)              |
| <b>Three-Point Field Goals</b>  |  |
| Season                          | 6 vs. Occidental (12/2/22)               |
| Career                          | 6 vs. Occidental (12/2/22)               |
| <b>Three-Point FG Attempted</b> |  |
| Season                          | 9 vs. Occidental (12/2/22)               |
| Career                          | 9 vs. Occidental (12/2/22)               |
| <b>Free Throws</b>              |  |
| Season                          | 3 vs. Cal State Fullerton (11/7/22)      |
| Career                          | 6 vs. Pepperdine (12/6/20)               |
| <b>Free Throws Attempted</b>    |  |
| Season                          | 3 vs. Ohio State (11/21/22)              |
|                                 | 3 vs. Cal State Fullerton (11/7/22)      |
| Career                          | 8 - 2x; last: vs. Colorado St. (3/11/22) |
| <b>Steals</b>                   |  |
| Season                          | 2 vs. Troy (12/5/22)                     |
| Career                          | 3 vs. Jackson State (11/27/18)           |
| <b>Blocked Shots</b>            |  |
| Season                          |  |
| Career                          | 1 at New Mexico (2/5/19)                 |
| <b>Minutes Played</b>           |  |
| Season                          | 21:48 at Stanford (11/15/22)             |
| Career                          | 38:06 at UNLV (1/1/22)                   |



# 2 • ADAM SEIKO (SAY-ko)

GUARD • 6-3 • 210 • SENIOR - 4L  
BOSTON, MASS. (SIERRA CANYON HIGH (CALIF.))

### Quick Hits

- Utilizing the extra year of eligibility offered by the NCAA due to the COVID-19 pandemic.
- His calling card is "3 and D"... 3-pointers and defense.
- Made 10 consecutive 3-pointers over the course of three games (from Cal State Fullerton (12/22/21) to UC San Diego (12/28/21)). At the time, the only player to reach double-digit consecutive made 3-pointers in 2021-22 and the first to do it since Kyle Guy (Virginia) made 11 in a row in the 2018-19 season.
- 114-of-150 career buckets (76.0 percent) have been from distance and 297-of-367 shots (80.9 percent) have come from beyond the three-point line.
- Competed for the Ugandan National Team in AfroBasket 2021 & in 5 games, averaged 13.0 points (.488 FG%, .469 3FG% & 1.000 FT%), 3.4 rebounds, 2.5 assists & 1.2 steals.
- His 4-of-4 shooting from beyond the arc vs. Saint Mary's (12/17/21) marks the ninth time in the Dutcher/Fisher era that an SDSU player has been perfect from three-point range, minimum four attempts, in a game.

### As a Senior in 2022-23

- Hit a 3-pointer & was 3-of-3 from the charity stripe vs. Cal State Fullerton (11/7).
- Totaled a then season-best 8 points, including his first game of the year with multiple triples, at Stanford (11/15).
- Equaled a then career-high with 14 points vs. Ohio State (11/21).
- Shot 66.7 percent (6-of-9) from the floor, 40.0 percent (2-of-5) from distance, w/ 8 rebs at 2022 Maui Invitational.
- Scored a career-high 20 points and shot 66.7 percent (6-of-9) from bonus distance in just 18 minutes of action vs. Occidental (12/2).

### As a Senior in 2021-22

- Made seven starts in 29 total appearances, playing a career-high 23.5 minutes per game.
- Averaged 5.3 points, 2.0 rebounds and 0.9 assists per game.
- Went 50-of-121 (41.3 percent) from the field, including 38-of-94 (a team-best 40.4 percent) from the bonus distance.
- Reached double-digit scoring six times and the Aztecs were 6-0 in those games, tripling his career total of double digit games (from 3 to 9).
- One of two players in the Mountain West to have at least 76 percent of his total field goals coming from beyond the arc (minimum: 50 field goals).
- Three consecutive double digit scoring games, the longest of his career, started with three straight 3-pointers vs. UC San Diego (12/22).

### As a Junior in 2020-21

- Appeared in 27 games and earned the first start of his career vs. Colorado State (1/2).
- Set career-highs with 14 pts and five assists at Air Force (1/22).
- Hit a career-high 26 3-pointers & had seven games in which he hit multiple threes.

### As a Sophomore in 2019-20

- Appeared in 29 games off the bench, including a career-high 23 straight from Nov. 22-to-Feb. 22.
- A team high 71.4 percent of his field goals were from the bonus distance (20-of-28).

### As a Redshirt Freshman in 2018-19

- Made his collegiate debut vs. Arkansas-Pine Bluff on Nov. 6, 2018, scoring two points in 11 minutes.
- Scored 13 points off the bench in the 3 games (most points off the bench for SDSU) at the Maui Jim Maui Invitational (MJMI), including going 3-for-5 (.600) from three-point range.

### Trending

- Has 30 career games with multiple 3-pointers & the Aztecs are 26-4 in those games and have won 18 of the last 19.
- For his career, he averages 0.6 turnovers per game & has a 1.36:1 assist-to-turnover ratio.
- San Diego State is 54-13 (.806) in games in which Seiko has at least one 3-pointer and is 51-11 (.823) when he shoots at least 40.0 percent from the field.
- One of four Aztecs, since 1999-00, to record multiple seasons of shooting at least 41.0 percent from both the field and beyond the 3-point line with a minimum of 25 3-point attempts (also: Al Faux, John Sharper & Jordan Schakel).
- Is the 21st Aztec to reach the 100 career 3-point milestone and is No. 7 on the career 3-point percentage list (minimum 100 makes).

### 2022-23 GAME-BY-GAME STATISTICS

| Opponent            | GS  | MP   | FG  | 3FG | FT    | O-D-R | PF | TP | A | TO | S | B |
|---------------------|-----|------|-----|-----|-------|-------|----|----|---|----|---|---|
| CAL STATE FULLERTON | 16  | 1-1  | 1-1 | 3-3 | 0-1-1 | 2     | 6  | 1  | 0 | 0  | 0 | 0 |
| BRIGHAM YOUNG       | 16  | 0-1  | 0-1 | 0-0 | 1-1-2 | 3     | 0  | 1  | 0 | 0  | 0 | 0 |
| at Stanford         | 22  | 2-3  | 2-3 | 2-2 | 1-2-3 | 1     | 8  | 1  | 1 | 0  | 0 | 0 |
| vs. Ohio State      | 22  | 5-6  | 2-3 | 2-2 | 0-5-5 | 1     | 14 | 0  | 1 | 0  | 0 | 0 |
| vs. Arizona         | 21  | 1-2  | 0-1 | 0-0 | 0-1-1 | 0     | 2  | 0  | 0 | 1  | 0 | 0 |
| vs. Arkansas        | 16  | 0-1  | 0-1 | 2-2 | 0-2-2 | 1     | 2  | 1  | 3 | 1  | 0 | 0 |
| UC IRVINE           | 17  | 2-4  | 1-3 | 1-2 | 0-0-0 | 0     | 6  | 1  | 0 | 1  | 0 | 0 |
| OCCIDENTAL          | 18  | 7-11 | 6-9 | 0-0 | 1-0-1 | 0     | 20 | 1  | 0 | 0  | 0 | 0 |
| TROY                | 19  | 1-6  | 1-5 | 0-0 | 1-1-2 | 0     | 3  | 0  | 0 | 2  | 0 | 0 |
| vs. Saint Mary's    | 16  | 0-2  | 0-2 | 0-1 | 0-1-1 | 2     | 0  | 0  | 1 | 0  | 0 | 0 |
| KENNESAW STATE      | INJ |      |     |     |       |       |    |    |   |    |   |   |
| UC SAN DIEGO        | 17  | 2-6  | 2-5 | 0-0 | 0-2-2 | 1     | 6  | 0  | 0 | 0  | 0 | 0 |
| AIR FORCE           |     |      |     |     |       |       |    |    |   |    |   |   |
| at UNLV             |     |      |     |     |       |       |    |    |   |    |   |   |
| at Wyoming          |     |      |     |     |       |       |    |    |   |    |   |   |
| NEVADA              |     |      |     |     |       |       |    |    |   |    |   |   |
| NEW MEXICO          |     |      |     |     |       |       |    |    |   |    |   |   |
| at Colorado State   |     |      |     |     |       |       |    |    |   |    |   |   |
| at Air Force        |     |      |     |     |       |       |    |    |   |    |   |   |
| UTAH STATE          |     |      |     |     |       |       |    |    |   |    |   |   |
| SAN JOSE STATE      |     |      |     |     |       |       |    |    |   |    |   |   |
| at Nevada           |     |      |     |     |       |       |    |    |   |    |   |   |
| BOISE STATE         |     |      |     |     |       |       |    |    |   |    |   |   |
| at Utah State       |     |      |     |     |       |       |    |    |   |    |   |   |
| UNLV                |     |      |     |     |       |       |    |    |   |    |   |   |
| at Fresno State     |     |      |     |     |       |       |    |    |   |    |   |   |
| COLORADO STATE      |     |      |     |     |       |       |    |    |   |    |   |   |
| at New Mexico       |     |      |     |     |       |       |    |    |   |    |   |   |
| at Boise State      |     |      |     |     |       |       |    |    |   |    |   |   |
| WYOMING             |     |      |     |     |       |       |    |    |   |    |   |   |

### MISCELLANEOUS STATS/SAN DIEGO STATE RECORD

|                        | 2022-23 Season | SDSU W/L | Career | SDSU W/L |
|------------------------|----------------|----------|--------|----------|
|                        | Games          |          | Games  |          |
| Double-Figure Scoring  | 2              | 2-0      | 12     | 10-1     |
| 15-Point Games         | 1              | 1-0      | 1      | 1-0      |
| Led SDSU in Scoring    | 1              | 1-0      | 2      | 2-0      |
| Led SDSU in Rebounding | 1              | 1-0      | 2      | 2-0      |
| Led SDSU in Assists    | 0              | 0-0      | 3      | 2-1      |
| Multiple Steals        | 1              | 1-0      | 10     | 9-1      |
| One Turnover or Less   | 10             | 8-2      | 110    | 86-24    |

| Consecutive Games          | Current | Long |
|----------------------------|---------|------|
| Consecutive Games Played   | 30      | 36   |
| Scoring A Point            | 1       | 26   |
| One Turnover or Less       | 5       | 22   |
| At Least One Three-Pointer | 1       | 5    |

\* - Denotes an active streak

## IN THE SDSU RECORD BOOK

### CAREER

#### Conference Victories

No. 3 - 51

#### Victories

No. 7 - 98

#### 3-Point Field Goal Percentage

No. 8 - .3838

#### Games

No. 9 - 128

#### 3-Point Field Goals

No. 16 - 114

### SINGLE SEASON

#### 3-Point Field Goal Percentage

No. 19 - .4042 (2021-22)

#### Victories

No. 29 - 27 (2019-20)

## SEIKO CAREER STATISTICS

| Year         | G-GS          | Min.-Avg.         | FG-FGA         | Pct.        | 3P-3PA         | Pct.        | FT-FTA       | Pct.        | OR        | DR         | Reb        | Avg.       | PF-D         | AT         | TO        | BS       | ST        | Pts        | Avg.       |
|--------------|---------------|-------------------|----------------|-------------|----------------|-------------|--------------|-------------|-----------|------------|------------|------------|--------------|------------|-----------|----------|-----------|------------|------------|
| 18-19        | 32-0          | 389-12.2          | 17-40          | .425        | 14-33          | .424        | 21-28        | .750        | 3         | 28         | 31         | 1.0        | 27-0         | 20         | 19        | 1        | 9         | 69         | 2.2        |
| 19-20        | 29-0          | 359-12.4          | 28-65          | .431        | 20-54          | .370        | 7-9          | .778        | 4         | 26         | 30         | 1.0        | 27-0         | 16         | 10        | 0        | 10        | 83         | 2.9        |
| 20-21        | 27-7          | 542-20.1          | 34-98          | .347        | 27-82          | .329        | 18-23        | .783        | 6         | 48         | 54         | 2.0        | 39-0         | 37         | 19        | 0        | 15        | 113        | 4.2        |
| 21-22        | 29-7          | 681-23.5          | 50-121         | .413        | 38-94          | .404        | 15-22        | .682        | 7         | 50         | 57         | 2.0        | 29-0         | 27         | 24        | 0        | 15        | 153        | 5.3        |
| 22-23        | 11-0          | 200-18.2          | 21-43          | .488        | 15-34          | .441        | 10-12        | .833        | 4         | 16         | 20         | 1.8        | 10-0         | 6          | 6         | 0        | 5         | 67         | 6.1        |
| <b>TOTAL</b> | <b>128-14</b> | <b>2,171-17.0</b> | <b>150-367</b> | <b>.409</b> | <b>114-297</b> | <b>.384</b> | <b>71-94</b> | <b>.755</b> | <b>24</b> | <b>168</b> | <b>192</b> | <b>1.5</b> | <b>132-0</b> | <b>106</b> | <b>78</b> | <b>1</b> | <b>54</b> | <b>485</b> | <b>3.8</b> |

## SEASON/CAREER HIGHS

| Points                   |  |
|--------------------------|--|
| Season                   | 19 vs. Kennesaw State (12/12/22)   |
| Career                   | 20 at Wright State (3/3/22)*<br>20 vs. Cleveland State (2/26/22)*<br>20 at Northern Kentucky (2/4/22)*   |
| Rebounds                 |  |
| Season                   | 6 vs. UC San Diego (12/20/22)  |
| Career                   | 12 at West Virginia (11/9/21)*<br>12 at Milwaukee (2/20/21)*<br>12 vs. Cleveland State (2/5/21)*   |
| Assists                  |  |
| Season                   | 2 vs. Brigham Young (11/11/22)<br>2 vs. Cal State Fullerton (11/7/22)  |
| Career                   | 4 at Robert Morris (2/11/22)*<br>4 vs. Michigan Dearborn (1/24/22)*<br>4 vs. Ohio Christian (1/7/22)*<br>4 vs. Cleveland State (3/9/21)*<br>4 vs. Northern Kentucky (3/8/21)*  |
| Field Goals              |  |
| Season                   | 8 vs. Kennesaw State (12/12/22)  |
| Career                   | 8 vs. Kennesaw State (12/12/22)  |
| Field Goals Attempted    |  |
| Season                   | 13 vs. Kennesaw State (12/12/22)   |
| Career                   | 14 vs. Purdue Fort Wayne (2/24/22)*<br>14 at Northern Kentucky (2/4/22)*   |
| Three-Point Field Goals  |  |
| Season                   | 4 vs. Occidental (12/2/22)   |
| Career                   | 5 vs. Wright State (2/18/22)*  |
| Three-Point FG Attempted |  |
| Season                   | 9 vs. Occidental (12/2/22)   |
| Career                   | 10 vs. IUPUI (3/1/22)*   |
| Free Throws              |  |
| Season                   | 7 vs. Brigham Young (11/11/22)   |
| Career                   | 11 at Robert Morris (2/13/21)*   |
| Free Throws Attempted    |  |
| Season                   | 8 vs. Brigham Young (11/11/22)   |
| Career                   | 15 at Robert Morris (2/13/21)*   |
| Steals                   |  |
| Season                   | 3 vs. Brigham Young (11/11/22)   |
| Career                   | 4 vs. IUPUI (3/1/22)*<br>4 vs. Purdue Fort Wayne (2/24/22)*<br>4 vs. Northern Kentucky (2/20/22)*<br>4 vs. Michigan Dearborn (1/24/22)*<br>4 vs. Youngstown State (3/2/21)*<br>4 at Robert Morris (2/13/21)*<br>4 vs. Detroit (2/23/21)* |
| Blocked Shots            |  |
| Season                   | 2 vs. UC San Diego (12/20/22)  |
| Career                   | 2 vs. UC San Diego (12/20/22)<br>2 vs. Cleveland State (3/9/21)*<br>2 at Milwaukee (2/20/21)*<br>2 vs. Youngstown State (1/16/21)*<br>2 vs. Wright State (1/2/21)*   |
| Minutes Played           |  |
| Season                   | 28:10 vs. Arkansas (11/23/22)  |
| Career                   | 48 at Milwaukee (2/20/21)*   |

\* - at Oakland



# 3 • MICAH PARRISH (MIKE-uh)

GUARD/FORWARD • 6-6 • 200 • JUNIOR - TR  
ROCHESTER, MICH. (RIVER ROUGE HIGH/OAKLAND UNIVERSITY)

2021-22  
Horizon League All-Defensive Team  
2020-21  
Horizon League All-Freshman Team, Three-Time Horizon League Freshman of the Week

### Quick Hits

- First name pronounced MIKE-uh.
- A wing who can score from all three levels, plays Aztec-level defense and is an accomplished rebounder.
- A starter in his last 57 appearances at Oakland.

### As a Junior (2022-23 Season)

- *MW Rankings: No. 13 in three-point field goals*
- Debuted as an Aztec vs. Cal State Fullerton (11/7) and finished with 5 points, two assists and a steal in just shy of 21 minutes.
- Scored 9 points at Stanford (11/15), where he knocked down multiple threes for the first time as an Aztec, and for the 19th time in his collegiate career.
- Has a sthen eason-best 15 pts. vs. Ohio State (11/21) on 6-of-8 FG (75.0 percent), the eighth time he has shot at least 75 percent with a minimum of four FGA & the first as an Aztec.
- Hit the game-winner against UC Irvine (11/29) when he drained a 3-pointer from the corner with 2 seconds left, putting the Aztecs up 71-69 to seal the win.
- In his first start as an Aztec, reached double figure scoring, 14 pts vs. Occidental (12/2), for the third time in the last five games.
- Set season-best in points (19), field goals (8) and matches a season-high with 13 field goal attempts (13).

### As a Sophomore at Oakland (2021-22 Season)

- *Horizon League Rankings: No. 6 in steals per game, No. 7 in free-throw percentage, No. 8 in steals, No. 8 in minutes per game, No. 9 in free throws, No. 15 in minutes*
- *NCAA Rankings: No. 105 in steals per game, No. 115 in steals, No. 122 in minutes per game, No. 154 in free-throw percentage, No. 285 in free throws, No. 314 in minutes*
- A starter in each of his 30 appearances.
- Reached double figure scoring in 19 games, including three times reaching a career high 20 points at Northern Kentucky (2/4), Cleveland State (2/26) and at Wright State (3/3).
- Recorded two double doubles 10 points and 12 rebounds at West Virginia (11/9) and 15 points and 11 rebounds at Bowling Green (12/7).
- Shot at least 40.0 percent in 17 contests and 50.0 percent or better in 12 games.
- His 179 rebounds were the second most on the squad.
- Totaled double digit rebounds in three contests: matching his career-high with 12 at West Virginia (11/9) and 11 each at Bowling Green (12/7) and at Wright State (2/5).
- Grabbed at least five boards in 20 games and the Golden Grizzlies were 14-6 in those contests.
- No. 3 among Golden Grizzlies in steals (51) and assists (43).
- Among 13 games with multiple assists, Oakland was 11-2 in those contests.
- His 1.15:1 steal to turnover ratio, would have ranked No. 2 on the 2021-22 Aztecs.
- **Would have been the fourth player in the MW in 2021-22 to have scored 363 points, dished out 43 assists, and totaled 51 steals. Add in his 179 rebounds and he is one of two and the only one who will compete in the Mountain West in 2022-23.**
- In games in which he had multiple steals, Oakland was 12-5, and he averaged 2.6 thefts per outing.

### As a Freshman at Oakland (2020-21 Season)

- *Horizon League Rankings: No. 1 in steals, No. 3 in steals per game, No. 9 in minutes, No. 10 in offensive rebounds, No. 11 in rebounds, No. 14 in double doubles*
- *NCAA Rankings: No. 34 in steals, No. 82 in steals per game, No. 137 in offensive rebounds, No. 186 in rebounds, No. 212 in minutes, No. 333 in double doubles*
- Made his college debut at Xavier (11/25) grabbing eight rebounds, dishing out an assist and having three steals with two points.
- Among 29 appearances, earned a starting assignment in each of the last 27 games.
- Shot over 40.0 percent in 21 games, over 50.0 percent in 19, over 60.0 percent in 15 and 70.0 percent or higher in nine.
- Reached double figure scoring in 14 games, including a season-high 18 points on two occasions: at Detroit (12/26) and at Robert Morris (2/13).
- Nabbed multiple rebounds in 28 games with a season-high 12 coming vs. Cleveland State (2/5) and then matched at Milwaukee (2/20).

### Trending

- **Streak of 57 consecutive starts halted vs. Cal State Fullerton (11/7) and failed to grab at least one rebound for just the second time in his collegiate career (71 games)**
- In his last 8 gms., is averaging 8.7 pts on .453 shooting (29-of-64), including 16-of-40 (40.0 percent) beyond the arc, 3.1 rebs and 0.9 steals.
- Versus Troy (12/5) failed to score a point for just the third time in his college career (71 games) and the first time as an Aztec.
- Has scored in double digits in four of his last nine appearances.

### 2022-23 GAME-BY-GAME STATISTICS

| Opponent            | GS | MP   | FG   | 3FG | FT    | O-D-R | PF | TP | A | TO | S | B |
|---------------------|----|------|------|-----|-------|-------|----|----|---|----|---|---|
| CAL STATE FULLERTON | 21 | 1-3  | 1-1  | 2-2 | 0-0-0 | 0     | 5  | 2  | 1 | 1  | 0 | 0 |
| BRIGHAM YOUNG       | 19 | 0-3  | 0-2  | 7-8 | 0-2-2 | 0     | 7  | 2  | 1 | 3  | 0 | 0 |
| at Stanford         | 18 | 3-7  | 2-5  | 1-1 | 0-2-2 | 4     | 9  | 0  | 0 | 0  | 0 | 0 |
| vs. Ohio State      | 23 | 6-8  | 3-5  | 0-1 | 0-5-5 | 1     | 15 | 1  | 0 | 0  | 0 | 0 |
| vs. Arizona         | 25 | 4-7  | 2-5  | 0-0 | 0-4-4 | 2     | 10 | 0  | 2 | 1  | 0 | 0 |
| vs. Arkansas        | 28 | 0-4  | 0-4  | 2-2 | 0-1-1 | 2     | 2  | 1  | 2 | 1  | 0 | 0 |
| UC IRVINE           | 21 | 3-7  | 2-3  | 1-2 | 2-3-5 | 1     | 9  | 0  | 2 | 1  | 0 | 0 |
| OCCIDENTAL          | *  | 25   | 5-11 | 4-9 | 0-1   | 0-2-2 | 0  | 14 | 0 | 2  | 1 | 0 |
| TROY                | 14 | 0-4  | 0-2  | 0-0 | 0-2-2 | 1     | 0  | 0  | 2 | 1  | 0 | 0 |
| vs. Saint Mary's    | 18 | 1-4  | 1-2  | 1-2 | 0-1-1 | 1     | 4  | 0  | 1 | 0  | 0 | 0 |
| KENNESAW STATE      | 26 | 8-13 | 3-7  | 0-1 | 0-2-2 | 4     | 19 | 0  | 0 | 2  | 0 | 0 |
| UC SAN DIEGO        | 21 | 2-6  | 1-3  | 0-0 | 2-4-6 | 2     | 5  | 0  | 1 | 1  | 2 | 0 |
| AIR FORCE           |    |      |      |     |       |       |    |    |   |    |   |   |
| at UNLV             |    |      |      |     |       |       |    |    |   |    |   |   |
| at Wyoming          |    |      |      |     |       |       |    |    |   |    |   |   |
| NEVADA              |    |      |      |     |       |       |    |    |   |    |   |   |
| NEW MEXICO          |    |      |      |     |       |       |    |    |   |    |   |   |
| at Colorado State   |    |      |      |     |       |       |    |    |   |    |   |   |
| at Air Force        |    |      |      |     |       |       |    |    |   |    |   |   |
| UTAH STATE          |    |      |      |     |       |       |    |    |   |    |   |   |
| SAN JOSE STATE      |    |      |      |     |       |       |    |    |   |    |   |   |
| at Nevada           |    |      |      |     |       |       |    |    |   |    |   |   |
| BOISE STATE         |    |      |      |     |       |       |    |    |   |    |   |   |
| at Utah State       |    |      |      |     |       |       |    |    |   |    |   |   |
| UNLV                |    |      |      |     |       |       |    |    |   |    |   |   |
| at Fresno State     |    |      |      |     |       |       |    |    |   |    |   |   |
| COLORADO STATE      |    |      |      |     |       |       |    |    |   |    |   |   |
| at New Mexico       |    |      |      |     |       |       |    |    |   |    |   |   |
| at Boise State      |    |      |      |     |       |       |    |    |   |    |   |   |
| WYOMING             |    |      |      |     |       |       |    |    |   |    |   |   |

### MISCELLANEOUS STATS/SAN DIEGO STATE & OAKLAND RECORD

| Category                 | 2022-23 Season |         | Career |              |
|--------------------------|----------------|---------|--------|--------------|
|                          | Games          | OAK W/L | Games  | SDSU/OAK W/L |
| Double-Figure Scoring    | 4              | 3-1     | 37     | 20-17        |
| 15-Point Games           | 2              | 2-0     | 18     | 9-9          |
| 10-Rebound Games         | 0              | 0-0     | 5      | 0-5          |
| Double Doubles           | 0              | 0-0     | 4      | 0-4          |
| Lead TEAM in Scoring     | 1              | 1-0     | 5      | 4-1          |
| Lead TEAM in Rebounding  | 1              | 1-0     | 13     | 3-10         |
| Lead TEAM in Assists     | 0              | 0-0     | 3      | 2-1          |
| Multiple Three-Pointers  | 6              | 5-1     | 24     | 14-10        |
| One Turnover or Less     | 6              | 5-1     | 39     | 20-19        |
| Consecutive Games        |                |         |        |              |
| Consecutive Games Played | 31             |         | 31*    |              |
| Scoring A Point          | 3              |         | 58     |              |
| One Turnover or Less     | 3              |         | 5      |              |

\* - Denotes an active streak

## PARRISH CAREER STATISTICS

| Year         | G-GS         | Min.-Avg.         | FG-FGA          | Pct.        | 3P-3PA        | Pct.        | FT-FTA         | Pct.        | OR         | DR         | Reb        | Avg.       | PF-D         | AT        | TO         | BS        | ST         | Pts        | Avg.        |
|--------------|--------------|-------------------|-----------------|-------------|---------------|-------------|----------------|-------------|------------|------------|------------|------------|--------------|-----------|------------|-----------|------------|------------|-------------|
| 20-21*       | 29-27        | 842-29.0          | 93-169          | .550        | 15-43         | .349        | 53-75          | .707        | 69         | 98         | 167        | 5.8        | 79-3         | 33        | 32         | 15        | 50         | 254        | 8.8         |
| 21-22*       | 30-30        | 1030-34.3         | 114-259         | .440        | 47-133        | .353        | 88-110         | .800        | 50         | 129        | 179        | 6.0        | 74-3         | 43        | 56         | 7         | 51         | 363        | 12.1        |
| 22-23        | 12-1         | 262-21.8          | 33-77           | .429        | 19-48         | .396        | 14-20          | .700        | 4          | 28         | 32         | 2.7        | 18-0         | 6         | 14         | 2         | 12         | 99         | 8.3         |
| <b>TOTAL</b> | <b>71-58</b> | <b>2,129-30.0</b> | <b>2340-505</b> | <b>.475</b> | <b>81-224</b> | <b>.362</b> | <b>155-205</b> | <b>.756</b> | <b>123</b> | <b>255</b> | <b>378</b> | <b>5.3</b> | <b>171-6</b> | <b>82</b> | <b>102</b> | <b>24</b> | <b>113</b> | <b>716</b> | <b>10.1</b> |

\* - at Oakland

## SEASON/CAREER HIGHS

|                 |                                 |
|-----------------|---------------------------------|
| <b>Points</b>   |                                 |
| Season          | 3 vs. Occidental (12/2/22)      |
| Career          | 3 vs. Occidental (12/2/22)      |
| <b>Rebounds</b> |                                 |
| Season          | 2 vs. Occidental (12/2/22)      |
| Career          | 2 vs. Occidental (12/2/22)      |
| <b>Assists</b>  |                                 |
| Season          | 2 vs. Kennesaw State (12/12/22) |
| Career          | 2 vs. Kennesaw State (12/12/22) |

|                    |                                |
|--------------------|--------------------------------|
| <b>Field Goals</b> |                                |
| Season             | 1 vs. Occidental (12/2/22)     |
| Career             | 1 vs. Occidental (12/2/22)     |
|                    | 1 vs. New Mexico (1/31/22)     |
|                    | 1 vs. UNLV (1/24/22)           |
|                    | 1 vs. San Jose State (2/8/21)  |
|                    | 1 vs. Wyoming (1/28/21)        |
|                    | 1 vs. Texas Southern (11/5/19) |

|                              |                            |
|------------------------------|----------------------------|
| <b>Field Goals Attempted</b> |                            |
| Season                       | 4 vs. Occidental (12/2/22) |
| Career                       | 4 vs. Occidental (12/2/22) |

|                                |                            |
|--------------------------------|----------------------------|
| <b>Three-Point Field Goals</b> |                            |
| Season                         | 1 vs. Occidental (12/2/22) |
| Career                         | 1 vs. Occidental (12/2/22) |

|                                 |                            |
|---------------------------------|----------------------------|
| <b>Three-Point FG Attempted</b> |                            |
| Season                          | 2 vs. Occidental (12/2/22) |
| Career                          | 2 vs. Occidental (12/2/22) |

|                    |                           |
|--------------------|---------------------------|
| <b>Free Throws</b> |                           |
| Season             |                           |
| Career             | 1 vs. Cal Poly (12/28/19) |

|                              |                           |
|------------------------------|---------------------------|
| <b>Free Throws Attempted</b> |                           |
| Season                       |                           |
| Career                       | 2 vs. Cal Poly (12/28/19) |

|               |                                |
|---------------|--------------------------------|
| <b>Steals</b> |                                |
| Season        | 1 vs. Occidental (12/2/22)     |
| Career        | 1 vs. Occidental (12/2/22)     |
|               | 1 vs. UNLV (1/24/22)           |
|               | 1 vs. San Jose State (2/8/21)  |
|               | 1 vs. Wyoming (1/30/21)        |
|               | 1 at Air Force (1/22/21)       |
|               | 1 vs. Texas Southern (11/5/19) |

|                      |  |
|----------------------|--|
| <b>Blocked Shots</b> |  |
| Season               |  |
| Career               |  |

|                       |                                |
|-----------------------|--------------------------------|
| <b>Minutes Played</b> |                                |
| Season                | 11:13 vs. Occidental (12/2/22) |
| Career                | 11:13 vs. Occidental (12/2/22) |



# 4 • JARED BARNETT

GUARD • 6-1 • 155 • SENIOR - SQ  
PLAYA VISTA, CALIF. (WESTCHESTER HIGH)

### Quick Hits

- A non-scholarship player who has appeared in 29 games (28-1) in his three seasons as an Aztec.

### As A Senior (2022-23 Season)

- Had a rebound and an assist, both matching a career-high, vs. Cal State Fullerton (11/7).
- Sank a 3-pointer and grabbed two rebounds in a career-high 11 minutes vs. Occidental (12/2).
- Dished out a career-high two assists vs. Kennesaw State (12/12).

### As A Junior (2021-22 Season)

- Made eight appearances all off the bench, with his season debut coming vs. Georgetown (11/25).
- Saw a career-high 18 minutes of action, including a season-high 3:13 vs. New Mexico (1/31).
- Scored buckets against UNLV (1/24) and New Mexico (1/31) matching a career high.
- Snatched his first offensive board vs. UNLV (1/24) and had a defensive rebound vs. Colorado State (1/8).
- Lone assists came vs. New Mexico (1/31) and had a steal vs. UNLV (1/34).

### As A Sophomore (2020-21 Season)

- Made his season debut vs. UC Irvine (11/27) and grabbed his first collegiate rebound.
- In a season-high 3:44 of action vs. St. Katherine (12/2) picked up his first assist and attempted his first shot of the season.
- Grabbed his first steal of the year at Air Force (1/22).
- Sank his first bucket of the season vs. Wyoming (1/28).
- Had an assist & a steal vs. Wyoming (1/30).
- Scored his second bucket of the year vs. San Jose State (2/8) and added a steal and rebound in the game.
- Totaled one assist vs. Syracuse in the NCAA Tournament (3/19).

### As A Freshman (2019-20 Season)

- Made his collegiate debut vs. Texas Southern (11/5).
- Averaged 0.3 points, 0.2 assists, 0.1 steals in 1.6 minutes per game.
- Went 1-of-6 from the floor (16.7 percent) and 1-of-2 from the free throw line (50.0 percent).
- Bucket came vs. Texas Southern where he also picked up his steal.
- Free throw was hit against Cal Poly (12/28), where he also recorded his first collegiate assist.
- Second assist came versus New Mexico (2/11).
- Saw a season-high four minutes of floor time against San Diego Christian (12/18).
- Appeared in a season-high three consecutive games, from 12/18 (vs. San Diego Christian) to 12/28 (vs. Cal Poly).

### High School

- A 2019 graduate of Westchester High School in Los Angeles, Calif.
- Earned second-team All-Western League honors as a senior after averaging 13.0 points, 6.0 assists and 3.0 rebounds per game.
- Helped guide the Comets to a 24-5 record and a berth in the Los Angeles City Section finals in 2018-19.
- Was named to the academic honor roll in each of his four years.
- Also competed in track and field.

**2020-21**  
Mountain West Scholar-Athlete, Academic All-Mountain West

### 2022-23 GAME-BY-GAME STATISTICS

| Opponent            | GS  | MP  | FG  | 3FG | FT    | O-D-R | PF | TP | A | TO | S | B |
|---------------------|-----|-----|-----|-----|-------|-------|----|----|---|----|---|---|
| CAL STATE FULLERTON | 4   | 0-0 | 0-0 | 0-0 | 0-1-1 | 0     | 0  | 1  | 2 | 0  | 0 |   |
| BRIGHAM YOUNG       | DNP |     |     |     |       |       |    |    |   |    |   |   |
| at Stanford         | DNP |     |     |     |       |       |    |    |   |    |   |   |
| vs. Ohio State      | DNP |     |     |     |       |       |    |    |   |    |   |   |
| vs. Arizona         | DNP |     |     |     |       |       |    |    |   |    |   |   |
| vs. Arkansas        | DNP |     |     |     |       |       |    |    |   |    |   |   |
| UC IRVINE           | DNP |     |     |     |       |       |    |    |   |    |   |   |
| OCCIDENTAL          | 11  | 1-4 | 1-2 | 0-0 | 1-1-2 | 1     | 3  | 0  | 1 | 1  | 0 |   |
| TROY                | DNP |     |     |     |       |       |    |    |   |    |   |   |
| vs. Saint Mary's    | DNP |     |     |     |       |       |    |    |   |    |   |   |
| KENNESAW STATE      | 5   | 0-1 | 0-0 | 0-0 | 0-0-0 | 1     | 0  | 2  | 1 | 0  | 0 |   |
| UC SAN DIEGO        | DNP |     |     |     |       |       |    |    |   |    |   |   |
| AIR FORCE           |     |     |     |     |       |       |    |    |   |    |   |   |
| at UNLV             |     |     |     |     |       |       |    |    |   |    |   |   |
| at Wyoming          |     |     |     |     |       |       |    |    |   |    |   |   |
| NEVADA              |     |     |     |     |       |       |    |    |   |    |   |   |
| NEW MEXICO          |     |     |     |     |       |       |    |    |   |    |   |   |
| at Colorado State   |     |     |     |     |       |       |    |    |   |    |   |   |
| at Air Force        |     |     |     |     |       |       |    |    |   |    |   |   |
| UTAH STATE          |     |     |     |     |       |       |    |    |   |    |   |   |
| SAN JOSE STATE      |     |     |     |     |       |       |    |    |   |    |   |   |
| at Nevada           |     |     |     |     |       |       |    |    |   |    |   |   |
| BOISE STATE         |     |     |     |     |       |       |    |    |   |    |   |   |
| at Utah State       |     |     |     |     |       |       |    |    |   |    |   |   |
| UNLV                |     |     |     |     |       |       |    |    |   |    |   |   |
| at Fresno State     |     |     |     |     |       |       |    |    |   |    |   |   |
| COLORADO STATE      |     |     |     |     |       |       |    |    |   |    |   |   |
| at New Mexico       |     |     |     |     |       |       |    |    |   |    |   |   |
| at Boise State      |     |     |     |     |       |       |    |    |   |    |   |   |
| WYOMING             |     |     |     |     |       |       |    |    |   |    |   |   |

### MISCELLANEOUS STATS/SAN DIEGO STATE RECORD

| Category                | 2022-23 Season |          | Career |          |
|-------------------------|----------------|----------|--------|----------|
|                         | Games          | SDSU W/L | Games  | SDSU W/L |
| Double-Figure Scoring   | 0              | 0-0      | 0      | 0-0      |
| 15-Point Games          | 0              | 0-0      | 0      | 0-0      |
| Led SDSU in Scoring     | 0              | 0-0      | 0      | 0-0      |
| Led SDSU in Rebounding  | 0              | 0-0      | 0      | 0-0      |
| Led SDSU in Assists     | 0              | 0-0      | 0      | 0-0      |
| Multiple Three-Pointers | 0              | 0-0      | 0      | 0-0      |
| One Turnover or Less    | 2              | 2-0      | 28     | 27-1     |

| Consecutive Games          | Current | Long |
|----------------------------|---------|------|
| Consecutive Games Played   | -       | 5    |
| Without Fouling Out        | 29      | 29*  |
| Scoring A Point            | -       | 2    |
| At Least One Three-Pointer | -       | 1    |
| One Turnover or Less       | 2       | 26   |

\* - Denotes an active streak

## BARNETT CAREER STATISTICS

| Year         | G-GS        | Min.-Avg.     | FG-FGA      | Pct.        | 3P-3PA     | Pct.        | FT-FTA     | Pct.        | OR       | DR       | Reb      | Avg.       | PF-D       | AT        | TO        | BS       | ST       | Pts       | Avg.       |
|--------------|-------------|---------------|-------------|-------------|------------|-------------|------------|-------------|----------|----------|----------|------------|------------|-----------|-----------|----------|----------|-----------|------------|
| 19-20        | 10-0        | 16-1.6        | 1-6         | .167        | 0-1        | .000        | 1-2        | .500        | 0        | 0        | 0        | 0.0        | 5-0        | 2         | 2         | 0        | 1        | 3         | 0.3        |
| 20-21        | 8-0         | 17-2.1        | 2-3         | .667        | 0-0        | .000        | 0-0        | .000        | 0        | 2        | 2        | 0.3        | 1-0        | 4         | 3         | 0        | 3        | 4         | 0.5        |
| 21-22        | 8-0         | 18-2.3        | 2-4         | .500        | 0-0        | .000        | 0-0        | .000        | 1        | 1        | 2        | 0.3        | 0-0        | 1         | 1         | 0        | 1        | 4         | 0.5        |
| 22-23        | 3-0         | 20-6.7        | 1-5         | .200        | 1-2        | .500        | 0-0        | .000        | 1        | 2        | 3        | 1.0        | 2-0        | 3         | 4         | 0        | 1        | 3         | 1.0        |
| <b>TOTAL</b> | <b>29-0</b> | <b>71-2.4</b> | <b>6-18</b> | <b>.333</b> | <b>1-3</b> | <b>.333</b> | <b>1-2</b> | <b>.500</b> | <b>2</b> | <b>5</b> | <b>7</b> | <b>0.2</b> | <b>8-0</b> | <b>10</b> | <b>10</b> | <b>0</b> | <b>6</b> | <b>14</b> | <b>0.5</b> |

| SEASON/CAREER HIGHS             |  |
|---------------------------------|--|
| <b>Points</b>                   |  |
| Season                          | 15 vs. Ohio State (11/21/22)   |
| Career                          | 16 vs. Boise State (3/12/22)<br>16 vs. Georgetown (11/25/21)   |
| <b>Rebounds</b>                 |  |
| Season                          | 4 vs. Occidental (12/2/22)<br>4 vs. UC Irvine (11/29/22)   |
| Career                          | 6 vs. Creighton (3/17/22)<br>6 vs. New Mexico (1/31/22)<br>6 vs. Colorado State (1/8/22)   |
| <b>Assists</b>                  |  |
| Season                          | 6 at Stanford (11/15/22)<br>6 vs. Cal State Fullerton (11/7/22)  |
| Career                          | 6 at Stanford (11/15/22)<br>6 vs. Cal State Fullerton (11/7/22)<br>6 vs. Wyoming (1/28/21)   |
| <b>Field Goals</b>              |  |
| Season                          | 6 vs. Ohio State (11/21/22)  |
| Career                          | 6 vs. Ohio State (11/21/22)<br>6 vs. Georgetown (11/25/21)<br>6 at Utah State (1/16/21)  |
| <b>Field Goals Attempted</b>    |  |
| Season                          | 12 vs. Ohio State (11/21/22)   |
| Career                          | 14 vs. Southern California (11/26/21)  |
| <b>Three-Point Field Goals</b>  |  |
| Season                          | 2 vs. Occidental (12/2/22)<br>2 at Stanford (11/15/22)   |
| Career                          | 3 vs. Boise State (3/12/22)<br>3 vs. Georgetown (11/25/21)   |
| <b>Three-Point FG Attempted</b> |  |
| Season                          | 4 vs. Troy (12/5/22)<br>4 vs. Cal State Fullerton (11/7/22)  |
| Career                          | 6 vs. Arizona State (11/18/21)   |
| <b>Free Throws</b>              |  |
| Season                          | 5 vs. Saint Mary's (12/10/22)  |
| Career                          | 5 vs. Saint Mary's (12/10/22)<br>5 vs. UC Riverside (11/9/21)<br>5 vs. Nevada (3/12/21)  |
| <b>Free Throws Attempted</b>    |  |
| Season                          | 8 vs. Saint Mary's (12/10/22)  |
| Career                          | 8 vs. Saint Mary's (12/10/22)  |
| <b>Steals</b>                   |  |
| Season                          | 6 vs. Brigham Young (11/11/22)   |
| Career                          | 6 vs. Brigham Young (11/11/22)   |
| <b>Blocked Shots</b>            |  |
| Season                          | 1 vs. UC Irvine (11/29/22)<br>1 at Stanford (11/15/22)   |
| Career                          | 1 vs. UC Irvine (11/29/22)<br>1 at Stanford (11/15/22)<br>1 at Utah State (1/26/22)<br>1 vs. Boise State (1/22/22)<br>1 vs. Colorado State (1/8/22)<br>1 vs. Long Beach State (11/30/21)<br>1 vs. Pepperdine (12/6/20) |
| <b>Minutes Played</b>           |  |
| Season                          | 31:20 vs. Ohio State (11/21/22)  |
| Career                          | 35:16 at San Jose State (2/9/22)   |



# 5 • LAMONT BUTLER

GUARD • 6-2 • 195 • JUNIOR - 2L  
MORENO VALLEY, CALIF. (RIVERSIDE POLY HIGH)

**2021-22**  
Mountain West All-Defensive Team  
Paycom Wooden Legacy All-Tournament Team  
**2020-21**  
Mountain West Scholar-Athlete, Academic All-Mountain West

## Quick Hits

- A physical guard who can score from all three levels and is an elite defender.
- Was the only Aztec true freshman (2020-21) to start back-to-back games since Nathan Mensah on March 15 & 16, 2019 and is just the third freshman in the last five seasons to start a game for SDSU (Matt Mitchell & Nathan Mensah).
- Is the 25th Aztec since the start of the 1999-00 season to finish a game with a 6:1 assists-to-turnover ratio (vs. Cal State Fullerton - 11/7/22) and if you include his 4 steals, he is one of two SDSU players, and the first since Deandre Moore vs. Wyoming on 3/1/01.
- Since the start of the Dutcher/Fisher era (1999-00) is just the second Aztec to have four steals & a 6:1 assist-to-turnover ratio in a game (also Deandre Moore vs. Wyoming on March 1, 2001). He did it in the season opener vs. Cal State Fullerton (11/7).

## As a Junior (2022-23 Season)

MW Rankings: No. 4 in steals, No. 9 in assists-to-turnover

NCAA Rankings: No. 45 in steals, No. 46 in steals per game

- Scored 11 pts vs. Cal State Fullerton (11/7) with three boards and a game-high 6 assists & 1 turnover and four steals. Since the start of the Dutcher/Fisher era (1999-00) he is just the second Aztec to have four steals and a 6:1 assist-to-turnover ratio in a game (also Deandre Moore vs. Wyoming on March 1, 2001).
- Back-to-back double digit scoring games for the first time this season, at Stanford (11/15) & vs. Ohio State (11/21), incl. a season-best 15 pts. vs. Ohio State, where he matched a career-high six FG.
- Reached double digit scoring vs. Saint Mary's (12/10), 11 pts., and attempted and made career highs in FTs & FTAs.

## As a Sophomore (2021-22 Season)

MW Rankings: No. 2 in steals

NCAA Rankings: No. 104 in steals per game, No. 191 in steals

- In the first seven games, averaged 9.7 points on 45.8 percent shooting (22-of-48), 47.1 percent from distance (8-of-17) and 72.7 percent from the line (16-of-22), 2.1 rebounds and 2.0 assists, before a wrist injury sidelined him for 40 days.
- Led the team and was second in the Mountain West in steals (46).
- Scored a career-best 16 points (6-of-6 FG & 3-of-3 3FG) vs. Georgetown in the semifinal of the Paycom Wooden Legacy (the first SDSU player in 26 seasons to post a perfect night shooting from the field with at least six field goal attempts and at least three 3-point field goal attempts).

## As A Freshman (2020-21 Season)

- Is the only player, regardless of class, to compile at least 13 points & five steals off the bench (at Utah State on 1/16/21) for SDSU in the last 26 years.
- Combine his 13 pts & 5 steals at Utah State & he is just the third San Diego State true freshman to have at least that many points and steals in a game since the start of the 1996-97 season (Kyle Spain & Richie Williams in 2005-06).
- Made his collegiate debut in the season opener vs. No. 22/21 UCLA (11/25).
- Was the only freshman on the roster to appear in all 28 games and earned his first two starts at Air Force (1/22 & 1/24).
- His 13 pts at Utah State (1/16) are the most by a San Diego State true freshman since Matt Mitchell scored 17 points at Air Force on Feb. 21, 2018.

## Trending

- The team is 51-16 in games in which he has played, and is 29-10 in his starts where he is averaging 7.6 points, 2.3 rebounds & 2.6 assists.
- His 10 assists in the first two games of 2022-23 equals the best two game total in his collegiate career and equaled it in the second and third games of the campaign.
- Has begun 2022-23 with a career-best 1.81:1 assist-to-turnover & 1.19 steals-to-turnover ratios.
- Two of his three career-high six assist games have come in 2022-23.
- In two of the teams first three games recorded six assists and one or few turnovers.
- Has totaled 12 games of three or more steals and in those contests San Diego State has an 11-1 record.
- In his first two seasons, scored in double figures one out of nearly every five games (12-of-55), this season he has done it one out of every 3 games (4-of-12).

## 2022-23 GAME-BY-GAME STATISTICS

| Opponent            | GS | MP | FG   | 3FG | FT  | O-D-R | PF | TP | A | TO | S | B |
|---------------------|----|----|------|-----|-----|-------|----|----|---|----|---|---|
| CAL STATE FULLERTON | *  | 23 | 5-10 | 1-4 | 0-0 | 0-3-3 | 3  | 11 | 6 | 1  | 4 | 0 |
| BRIGHAM YOUNG       | *  | 23 | 2-4  | 1-2 | 0-0 | 0-2-2 | 4  | 5  | 4 | 4  | 6 | 0 |
| at Stanford         | *  | 28 | 3-5  | 2-3 | 2-2 | 0-0-0 | 1  | 11 | 6 | 0  | 1 | 1 |
| vs. Ohio State      | *  | 31 | 6-12 | 1-3 | 2-2 | 0-2-2 | 2  | 15 | 3 | 0  | 1 | 0 |
| vs. Arizona         | *  | 25 | 2-8  | 0-2 | 0-0 | 0-0-0 | 4  | 4  | 1 | 5  | 1 | 0 |
| vs. Arkansas        | *  | 22 | 3-9  | 0-1 | 3-5 | 0-2-2 | 2  | 9  | 0 | 3  | 1 | 0 |
| UC IRVINE           | *  | 30 | 3-7  | 0-3 | 0-0 | 0-4-4 | 4  | 6  | 4 | 1  | 3 | 1 |
| OCCIDENTAL          | *  | 17 | 3-5  | 2-3 | 1-2 | 1-3-4 | 0  | 9  | 3 | 1  | 0 | 0 |
| TROY                | *  | 22 | 0-6  | 1-4 | 0-0 | 0-2-2 | 3  | 5  | 3 | 2  | 2 | 0 |
| vs. Saint Mary's    | *  | 30 | 3-7  | 0-1 | 5-8 | 0-3-3 | 2  | 11 | 2 | 0  | 1 | 0 |
| KENNESAW STATE      | *  | 23 | 4-7  | 1-2 | 0-2 | 0-1-1 | 4  | 9  | 3 | 2  | 4 | 0 |
| UC SAN DIEGO        | *  | 24 | 2-8  | 1-3 | 0-0 | 0-3-3 | 3  | 5  | 3 | 2  | 1 | 0 |
| AIR FORCE           |    |    |      |     |     |       |    |    |   |    |   |   |
| at UNLV             |    |    |      |     |     |       |    |    |   |    |   |   |
| at Wyoming          |    |    |      |     |     |       |    |    |   |    |   |   |
| NEVADA              |    |    |      |     |     |       |    |    |   |    |   |   |
| NEW MEXICO          |    |    |      |     |     |       |    |    |   |    |   |   |
| at Colorado State   |    |    |      |     |     |       |    |    |   |    |   |   |
| at Air Force        |    |    |      |     |     |       |    |    |   |    |   |   |
| UTAH STATE          |    |    |      |     |     |       |    |    |   |    |   |   |
| SAN JOSE STATE      |    |    |      |     |     |       |    |    |   |    |   |   |
| at Nevada           |    |    |      |     |     |       |    |    |   |    |   |   |
| BOISE STATE         |    |    |      |     |     |       |    |    |   |    |   |   |
| at Utah State       |    |    |      |     |     |       |    |    |   |    |   |   |
| UNLV                |    |    |      |     |     |       |    |    |   |    |   |   |
| at Fresno State     |    |    |      |     |     |       |    |    |   |    |   |   |
| COLORADO STATE      |    |    |      |     |     |       |    |    |   |    |   |   |
| at New Mexico       |    |    |      |     |     |       |    |    |   |    |   |   |
| at Boise State      |    |    |      |     |     |       |    |    |   |    |   |   |
| WYOMING             |    |    |      |     |     |       |    |    |   |    |   |   |

## MISCELLANEOUS STATS/SAN DIEGO STATE RECORD

| Category                 | 2022-23 Season |          | Career |          |
|--------------------------|----------------|----------|--------|----------|
|                          | Games          | SDSU W/L | Games  | SDSU W/L |
| Double-Figure Scoring    | 4              | 3-1      | 16     | 12-4     |
| Led SDSU in Scoring      | 0              | 0-0      | 2      | 1-1      |
| Led SDSU in Rebounding   | 0              | 0-0      | 0      | 0-0      |
| Led SDSU in Assists      | 2              | 2-0      | 10     | 9-1      |
| Multiple Three-Pointers  | 2              | 2-0      | 9      | 6-3      |
| Multiple Steals          | 4              | 4-0      | 24     | 21-3     |
| One Turnover or Less     | 6              | 5-1      | 38     | 31-7     |
| Consecutive Games        | Current        | Long     |        |          |
| Consecutive Games Played | 32             | 35       |        |          |
| Scoring A Point          | 17             | 32       |        |          |
| One Turnover or Less     | -              | 5        |        |          |

\* - Denotes an active streak

## BUTLER CAREER STATISTICS

| Year         | G-GS         | Min.-Avg.         | FG-FGA         | Pct.        | 3P-3PA        | Pct.        | FT-FTA        | Pct.        | OR        | DR         | Reb        | Avg.       | PF-D         | AT         | TO         | BS       | ST        | Pts        | Avg.       |
|--------------|--------------|-------------------|----------------|-------------|---------------|-------------|---------------|-------------|-----------|------------|------------|------------|--------------|------------|------------|----------|-----------|------------|------------|
| 20-21        | 28-2         | 349-12.4          | 40-101         | .396        | 9-31          | .290        | 32-48         | .667        | 5         | 43         | 48         | 1.7        | 49-1         | 43         | 35         | 1        | 24        | 121        | 4.3        |
| 21-22        | 27-25        | 685-25.4          | 70-179         | .391        | 23-70         | .329        | 34-44         | .773        | 11        | 46         | 57         | 2.1        | 67-1         | 57         | 53         | 4        | 46        | 197        | 7.3        |
| 22-23        | 12-12        | 296-24.7          | 38-88          | .432        | 10-31         | .323        | 14-23         | .609        | 1         | 25         | 26         | 2.2        | 32-0         | 38         | 21         | 2        | 25        | 100        | 8.3        |
| <b>TOTAL</b> | <b>67-39</b> | <b>1,329-19.8</b> | <b>148-368</b> | <b>.402</b> | <b>42-132</b> | <b>.318</b> | <b>80-115</b> | <b>.696</b> | <b>17</b> | <b>114</b> | <b>131</b> | <b>2.0</b> | <b>148-2</b> | <b>138</b> | <b>109</b> | <b>7</b> | <b>95</b> | <b>418</b> | <b>6.2</b> |



## SEASON/CAREER HIGHS

### Points

Season 8 vs. Occidental (12/2/22)

### Rebounds

Season 3 vs. Occidental (12/2/22)

### Assists

Season 1 vs. Occidental (12/2/22)

### Field Goals

Season 3 vs. Occidental (12/2/22)

### Field Goals Attempted

Season 5 vs. Occidental (12/2/22)

### Three-Point Field Goals

Season

### Three-Point FG Attempted

Season

### Free Throws

Season 2 vs. Occidental (12/2/22)

### Free Throws Attempted

Season 2 vs. Occidental (12/2/22)

### Steals

Season

### Blocked Shots

Season 1 vs. Occidental (12/2/22)

### Minutes Played

Season 13:54 vs. Occidental (12/2/22)



# 11 • DEMARSHAY JOHNSON JR.

FORWARD • 6-10 • 235 • REDSHIRT FRESHMAN - HS  
OAKLAND, CALIF. (SALESIAN COLLEGE PREP)

### Quick Hits

- In four high school seasons, led his team to a 101-12 record, including a 37-0 mark in Tri-County Athletic League (TCAL) play.

### As A Sophomore (2022-23 Season)

- Appeared in his first game as an Aztec playing 4 minutes vs. Cal State Fullerton (11/7).
- Scored a season-high eight points in the win over Occidental (12/2), also added 3 rebs, a block and an assist.

### As A Freshman (2021-22 Season)

- Utilized his redshirt season.

### High School

- A 2021 graduate of Salesian College Prep in Richmond, California.
- A three-star recruit according to Rivals and 247Sports, who also had him rated as the No. 27 center in the nation.
- The program won three TCAL championships and back-to-back (2017-18 & 2018-19) CIF North Coast Section Division III titles.
- As a sophomore earned honorable mention All-TCAL distinction as Salesian went 31-1, including 10-0 in league play.
- As a junior (2019-20) Salesian posted a 25-7 record, were TCAL champions with a 10-0 mark, and reached the semifinals of the CIF North Coast Section Open Division playoffs.
- In each of his first three years, Salesian finished the season nationally ranked No. 16 (2017-18), No. 14 (2018-19) and No. 31 (2019-20) according to maxpreps.com.
- Selected San Diego State among offers from UNLV, Pepperdine, and Cal Poly among others.

### 2022-23 GAME-BY-GAME STATISTICS

| Opponent            | GS  | MP  | FG  | 3FG | FT    | O-D-R | PF | TP | A | TO | S | B |
|---------------------|-----|-----|-----|-----|-------|-------|----|----|---|----|---|---|
| CAL STATE FULLERTON | 4   | 0-0 | 0-0 | 0-0 | 0-0-0 | 1     | 0  | 0  | 0 | 0  | 0 | 0 |
| BRIGHAM YOUNG       | DNP |     |     |     |       |       |    |    |   |    |   |   |
| at Stanford         | DNP |     |     |     |       |       |    |    |   |    |   |   |
| vs. Ohio State      | DNP |     |     |     |       |       |    |    |   |    |   |   |
| vs. Arizona         | DNP |     |     |     |       |       |    |    |   |    |   |   |
| vs. Arkansas        | DNP |     |     |     |       |       |    |    |   |    |   |   |
| UC IRVINE           | DNP |     |     |     |       |       |    |    |   |    |   |   |
| OCCIDENTAL          | 14  | 3-5 | 0-0 | 2-2 | 1-2-3 | 0     | 8  | 1  | 1 | 0  | 1 | 1 |
| TROY                | DNP |     |     |     |       |       |    |    |   |    |   |   |
| vs. Saint Mary's    | DNP |     |     |     |       |       |    |    |   |    |   |   |
| KENNESAW STATE      | 6   | 0-0 | 0-0 | 0-0 | 0-1-1 | 0     | 0  | 0  | 2 | 0  | 0 | 0 |
| UC SAN DIEGO        | DNP |     |     |     |       |       |    |    |   |    |   |   |
| AIR FORCE           |     |     |     |     |       |       |    |    |   |    |   |   |
| at UNLV             |     |     |     |     |       |       |    |    |   |    |   |   |
| at Wyoming          |     |     |     |     |       |       |    |    |   |    |   |   |
| NEVADA              |     |     |     |     |       |       |    |    |   |    |   |   |
| NEW MEXICO          |     |     |     |     |       |       |    |    |   |    |   |   |
| at Colorado State   |     |     |     |     |       |       |    |    |   |    |   |   |
| at Air Force        |     |     |     |     |       |       |    |    |   |    |   |   |
| UTAH STATE          |     |     |     |     |       |       |    |    |   |    |   |   |
| SAN JOSE STATE      |     |     |     |     |       |       |    |    |   |    |   |   |
| at Nevada           |     |     |     |     |       |       |    |    |   |    |   |   |
| BOISE STATE         |     |     |     |     |       |       |    |    |   |    |   |   |
| at Utah State       |     |     |     |     |       |       |    |    |   |    |   |   |
| UNLV                |     |     |     |     |       |       |    |    |   |    |   |   |
| at Fresno State     |     |     |     |     |       |       |    |    |   |    |   |   |
| COLORADO STATE      |     |     |     |     |       |       |    |    |   |    |   |   |
| at New Mexico       |     |     |     |     |       |       |    |    |   |    |   |   |
| at Boise State      |     |     |     |     |       |       |    |    |   |    |   |   |
| WYOMING             |     |     |     |     |       |       |    |    |   |    |   |   |

### MISCELLANEOUS STATS/SAN DIEGO STATE RECORD

| Category                | 2022-23 Season |          | Career |          |
|-------------------------|----------------|----------|--------|----------|
|                         | Games          | SDSU W/L | Games  | SDSU W/L |
| Double-Figure Scoring   | 0              | 0-0      | 0      | 0-0      |
| 15-Point Games          | 0              | 0-0      | 0      | 0-0      |
| Double Figure Rebounds  | 0              | 0-0      | 0      | 0-0      |
| Lead SDSU in Scoring    | 0              | 0-0      | 0      | 0-0      |
| Lead SDSU in Rebounding | 0              | 0-0      | 0      | 0-0      |
| Lead SDSU in Assists    | 0              | 0-0      | 0      | 0-0      |
| Multiple Blocked Shots  | 0              | 0-0      | 0      | 0-0      |
| One Turnover or Less    | 2              | 2-0      | 2      | 2-0      |

| Consecutive Games          | Current | Long |
|----------------------------|---------|------|
| Consecutive Games Played   | -       | 1    |
| Without Fouling Out        | 3       | 3*   |
| Scoring A Point            | -       | 1    |
| At Least One Three-Pointer | -       | -    |
| One Turnover or Less       | -       | 1    |

\* - Denotes an active streak

## JOHNSON JR. CAREER STATISTICS

| Year  | G-GS | Min.-Avg. | FG-FGA | Pct. | 3P-3PA | Pct. | FT-FTA | Pct.  | OR | DR | Reb | Avg. | PF-D | AT | TO | BS | ST | Pts | Avg. |
|-------|------|-----------|--------|------|--------|------|--------|-------|----|----|-----|------|------|----|----|----|----|-----|------|
| 22-23 | 3-0  | 24-8.0    | 3-5    | .600 | 0-0    | .000 | 2-2    | 1.000 | 1  | 3  | 4   | 1.3  | 1-0  | 1  | 3  | 1  | 0  | 8   | 2.7  |

## SEASON/CAREER HIGHS

| Points |                                     |
|--------|-------------------------------------|
| Season | 21 vs. Arizona (11/22/22)           |
|        | 21 vs. Brigham Young (11/11/22)     |
| Career | 39 vs. Abilene Christian (3/11/22)* |

| Rebounds |                               |
|----------|-------------------------------|
| Season   | 5 vs. UC San Diego (12/20/22) |
| Career   | 8 vs. Utah Valley (1/12/22)*  |

| Assists |                             |
|---------|-----------------------------|
| Season  | 6 at Stanford (11/15/22)    |
| Career  | 13 vs. Portland (12/30/20)* |

| Field Goals |                                     |
|-------------|-------------------------------------|
| Season      | 6 vs. UC San Diego (12/20/22)       |
|             | 6 vs. Arizona (11/22/22)            |
|             | 6 vs. Brigham Young (11/11/22)      |
|             | 6 vs. Cal State Fullerton (11/7/22) |
| Career      | 12 vs. UC San Diego (12/12/21)*     |

| Field Goals Attempted |                                   |
|-----------------------|-----------------------------------|
| Season                | 16 vs. Arizona (11/22/22)         |
| Career                | 24 at Long Beach State (12/6/20)* |

| Three-Point Field Goals |                                     |
|-------------------------|-------------------------------------|
| Season                  | 4 vs. UC San Diego (12/20/22)       |
|                         | 4 vs. Cal State Fullerton (11/7/22) |
| Career                  | 5 at California Baptist (3/5/21)*   |
|                         | 5 at Dixie State (2/6/21)*          |
|                         | 5 at Long Beach State (12/6/20)*    |

| Three-Point FG Attempted |                                    |
|--------------------------|------------------------------------|
| Season                   | 7 vs. Kennesaw State (12/12/22)    |
|                          | 7 vs. Arizona (11/22/22)           |
| Career                   | 12 at California Baptist (3/5/21)* |

| Free Throws |                                     |
|-------------|-------------------------------------|
| Season      | 8 vs. Arizona (11/22/22)            |
| Career      | 17 vs. Abilene Christian (3/11/22)* |

| Free Throws Attempted |                                     |
|-----------------------|-------------------------------------|
| Season                | 9 vs. Arizona (11/22/22)            |
| Career                | 20 vs. Abilene Christian (3/11/22)* |

| Steals |                                |
|--------|--------------------------------|
| Season | 4 at Stanford (11/15/22)       |
| Career | 6 vs. UC San Diego (12/12/21)* |
|        | 6 vs. McNeese (12/1/21)*       |

| Blocked Shots |                        |
|---------------|------------------------|
| Season        |                        |
| Career        | 2 vs. CSUN (11/30/20)* |

| Minutes Played |                                     |
|----------------|-------------------------------------|
| Season         | 35:46 vs. Troy (12/5/22)            |
| Career         | 42 at California Baptist (1/17/22)* |

\* - at Seattle U



# 12 • DARRION TRAMMELL (DAIRY-on trah-MEL)

GUARD • 5-10 • 175 • SENIOR - TR  
MARIN CITY, CALIF. (ST. IGNATIUS HIGH/CITY COLLEGE OF SAN FRANCISCO/SEATTLE U)

NABC First Team All-District 6, First Team All-Western Athletic Conference (WAC), WAC All-Defensive Team, WAC All-Tournament Team  
2021-22  
2020-21  
NABC First Team All-District 6, First-Team All-WAC, WAC All-Newcomer Team, WAC All-Tournament Team, Two-Time WAC Player of the Week

### Quick Hits

- Can play both point and shooting guard & score from all three levels.
- **One of four players in Division I who totaled at least 539 points, dished out at least 157 assists and had a 1.73:1 assist-to-turnover ratio and if you add his 5-10 height to the mix, he is the only player to accomplish those statistics in 2021-22.**
- Left Seattle U ranked on its career lists, No. 2 in free throw percentage (.840), No. 2 in steals average (2.3/g), No. 3 in assists average (5.1), No. 9 in steals (123) and No. 10 in scoring average (18.7 ppg).
- **Named Mountain West Player of the Week (Nov. 14)**

### As a Senior (2022-23 Season)

**WAC Rankings:** No. 4 in assist-to-turnover ratio, No. 6 in steals, No. 7 in free throw percentage, No. 12 in assists, No. 19 in scoring

**NCAA Rankings:** No. 68 in assist-to-turnover ratio

- Made his Aztec debut vs. Cal State Fullerton (11/7) & totaled a team-high 18 pts on 6-of-7 shooting, incl. 4-of-5 from behind the arc.
- **Is the first Aztec to shoot at least .857 (6-of-7 FG) with a minimum 6 made field goals in his SDSU debut since at least the start of the 1996-97 season.**
- Led the team with six assists and four steals at Stanford (11/15).
- Matched a season-best w/ 21 pts. vs. Arizona (11/22).
- Tallied 44 points (14.7 ppg.) over three games at the Maui Jim Maui Invitational.
- Set a season-best w/ 5 rebs. & 4 3FGs vs. UC San Diego (12/20)

### As a Junior at Seattle U (2021-22 Season)

**WAC Rankings:** No. 1 in assists, No. 1 in assists per game, No. 1 in steals, No. 1 in steals per game, No. 2 in free throws, No. 3 in free throw attempts, No. 5 in points, No. 5 in free-throw percentage, No. 5 in points per game, No. 6 in field goal attempts, No. 6 in minutes per game, No. 7 in field goals, No. 7 in field-goal percentage, No. 8 in assist-to-turnover ratio, No. 8 in minutes, No. 9 in 3-point field goal attempts

**NCAA Rankings:** No. 5 in steals, No. 5 in steals per game, No. 19 in free throws, No. 33 in free throw attempts, No. 39 in assists per game, No. 45 in assists, No. 96 in points per game, No. 110 in points, No. 116 in free-throw percentage, No. 143 in field goal attempts, No. 177 in assist-to-turnover ratio

- **Ranked as the 5th most productive pick and roll scorer in the nation (6.9 ppg) according to Synergy Sports.**
- In the 21 games in which he made a minimum of four field goals, the team was 15-6, and in the 16 games in which he shot at least 40.0 percent from the floor, the Redhawks were 11-5.
- Reached double figure scoring in 28-of-31 games averaging 17.3 ppg (No. 5 in the WAC).
- Led the WAC in steals (78), assists (155) and assists per game.

### As a Sophomore at Seattle U (2020-21 Season)

**WAC Rankings:** No. 1 in points, No. 1 in points per game, No. 1 in field goal attempts, No. 1 in field goals, No. 1 in steals, No. 1 in steals per game, No. 1 in 3-point field goals, No. 1 in 3-point field goal attempts, No. 1 in free throw attempts, No. 1 in free throws, No. 1 in free-throw percentage, No. 1 in minutes, No. 2 in assists, No. 2 in assists per game, No. 2 in 3-point field goals per game, No. 2 in minutes per game, No. 3 in assist-to-turnover ratio, No. 6 in field goal percentage

**NCAA Rankings:** No. 17 in free throws, No. 19 in points per game, No. 33 in assists per game, No. 34 in free throw attempts, No. 36 in free-throw percentage, No. 38 in steals per game, No. 43 in points, No. 47 in assists, No. 47 in minutes per game, No. 51 in steals, No. 56 in field goal attempts, No. 115 in field goals

- Led the WAC (No. 19 nationally) in scoring at 20.5 ppg, reaching double figure scoring 21 times, including 11 games of 20 or more and three games of 30 or more points.
- Made at least three buckets in every contest, led by a single-game best 11 field goals at Dixie State (2/6) and also knocked down 10 baskets at Long Beach State (12/6) and at Dixie State (2/5). The two Dixie State games marked the sixth time since the start of the 2008-09 season that a Redhawk made 10 or more buckets in back-to-back games
- Ranked No. 33 nationally and No. 3 in the WAC in assists (5.3/g).
- Led the conference and was No. 36 nationally with a 86.6 percent shooting mark from the line.

### Trending

- In 65 career games, has 56 in which he has scored at least 10 points and his team is 37-19 in those contests.
- **Knocked down at least one FG in the first 56 games of his collegiate career, a streak broken at Stanford (11/15).**
- As an Aztec in Viejas Arena, is averaging 15.3 pts on 30-of-65 shooting (46.2 percent), incl. 15-of-32 from distance (46.9 percent) & 17-of-19 from the line (89.5 percent) with 3.7 assists, 3.2 rebs., & 2.0 steals.
- For his career, he has a 1.72:1 assist-to-turnover ratio on 320 dimes in 65 career games.
- **Is the fourth active player in the nation to score at least 1,000 points, while shooting at least 40.0 percent from the floor, and dish out 300 assists since the start of the 2020-21 season.**
- Is the only active player in Division I, since the start of the 2020-21 campaign, who has shots at least 84.0 percent from the line with a minimum of 389 attempts.

### 2022-23 GAME-BY-GAME STATISTICS

| Opponent            | GS | MP | FG   | 3FG | FT  | O-D-R | PF | TP | A | TO | S | B |
|---------------------|----|----|------|-----|-----|-------|----|----|---|----|---|---|
| CAL STATE FULLERTON | *  | 24 | 6-7  | 4-5 | 2-2 | 0-2-2 | 1  | 18 | 1 | 2  | 3 | 0 |
| BRIGHAM YOUNG       | *  | 35 | 6-13 | 3-5 | 6-8 | 1-2-3 | 1  | 21 | 4 | 1  | 1 | 0 |
| at Stanford         | *  | 29 | 0-5  | 0-2 | 6-7 | 0-3-3 | 3  | 6  | 6 | 1  | 4 | 0 |
| vs. Ohio State      | *  | 23 | 1-8  | 0-3 | 4-6 | 0-2-2 | 1  | 6  | 4 | 1  | 1 | 0 |
| vs. Arizona         | *  | 30 | 6-16 | 1-7 | 8-9 | 0-2-2 | 4  | 21 | 2 | 1  | 3 | 0 |
| vs. Arkansas        | *  | 34 | 5-13 | 1-4 | 2-2 | 0-2-2 | 0  | 13 | 2 | 2  | 2 | 0 |
| UC IRVINE           | *  | 31 | 3-8  | 1-3 | 0-0 | 0-1-1 | 3  | 7  | 5 | 3  | 1 | 0 |
| OCCIDENTAL          |    |    |      |     |     |       |    |    |   |    |   |   |
| at UNLV             |    |    |      |     |     |       |    |    |   |    |   |   |
| TROY                | *  | 36 | 4-13 | 1-6 | 5-5 | 0-4-4 | 4  | 14 | 4 | 2  | 2 | 0 |
| vs. Saint Mary's    | *  | 27 | 3-11 | 1-4 | 0-1 | 0-2-2 | 3  | 7  | 4 | 2  | 0 | 0 |
| KENNESAW STATE      | *  | 24 | 5-13 | 2-7 | 2-2 | 2-2-4 | 2  | 14 | 4 | 0  | 2 | 0 |
| UC SAN DIEGO        | *  | 28 | 6-11 | 4-6 | 2-2 | 0-5-5 | 0  | 18 | 4 | 1  | 3 | 0 |
| AIR FORCE           |    |    |      |     |     |       |    |    |   |    |   |   |
| at UNLV             |    |    |      |     |     |       |    |    |   |    |   |   |
| at Wyoming          |    |    |      |     |     |       |    |    |   |    |   |   |
| NEVADA              |    |    |      |     |     |       |    |    |   |    |   |   |
| NEW MEXICO          |    |    |      |     |     |       |    |    |   |    |   |   |
| at Colorado State   |    |    |      |     |     |       |    |    |   |    |   |   |
| at Air Force        |    |    |      |     |     |       |    |    |   |    |   |   |
| UTAH STATE          |    |    |      |     |     |       |    |    |   |    |   |   |
| SAN JOSE STATE      |    |    |      |     |     |       |    |    |   |    |   |   |
| at Nevada           |    |    |      |     |     |       |    |    |   |    |   |   |
| BOISE STATE         |    |    |      |     |     |       |    |    |   |    |   |   |
| at Utah State       |    |    |      |     |     |       |    |    |   |    |   |   |
| UNLV                |    |    |      |     |     |       |    |    |   |    |   |   |
| at Fresno State     |    |    |      |     |     |       |    |    |   |    |   |   |
| COLORADO STATE      |    |    |      |     |     |       |    |    |   |    |   |   |
| at New Mexico       |    |    |      |     |     |       |    |    |   |    |   |   |
| at Boise State      |    |    |      |     |     |       |    |    |   |    |   |   |
| WYOMING             |    |    |      |     |     |       |    |    |   |    |   |   |

### MISCELLANEOUS STATS/SAN DIEGO STATE & SEATTLE U RECORD

| Category                 | 2022-23 Season |          | Career |             |
|--------------------------|----------------|----------|--------|-------------|
|                          | Games          | SDSU W/L | Games  | SDSU/SU W/L |
| Double-Figure Scoring    | 7              | 5-2      | 56     | 37-19       |
| 15-Point Games           | 4              | 3-1      | 41     | 26-15       |
| Double-Figure Assists    | 0              | 0-0      | 1      | 1-0         |
| Double Doubles           | 0              | 0-0      | 1      | 1-0         |
| Led TEAM in Scoring      | 3              | 2-1      | 29     | 17-12       |
| Led TEAM in Rebounding   | 0              | 0-0      | 6      | 3-3         |
| Led TEAM in Assists      | 10             | 7-3      | 58     | 37-21       |
| Multiple Steals          | 7              | 5-2      | 40     | 24-16       |
| One Turnover or Less     | 6              | 5-1      | 14     | 12-2        |
| Consecutive Games        | Current        | Long     |        |             |
| Consecutive Games Played | 4              | 26       |        |             |
| Scoring A Point          | 65             | 65*      |        |             |
| One Turnover or Less     | 2              | 4        |        |             |

\* - Denotes an active streak

## TRAMMELL CAREER STATISTICS

| Year         | G-GS         | Min.-Avg.         | FG-FGA         | Pct.        | 3P-3PA         | Pct.        | FT-FTA         | Pct.        | OR        | DR         | Reb        | Avg.       | PF-D         | AT         | TO         | BS        | ST         | Pts          | Avg.        |
|--------------|--------------|-------------------|----------------|-------------|----------------|-------------|----------------|-------------|-----------|------------|------------|------------|--------------|------------|------------|-----------|------------|--------------|-------------|
| 20-21*       | 23-18        | 820-35.7          | 148-359        | .412        | 46-132         | .348        | 129-149        | .866        | 14        | 73         | 87         | 3.8        | 57-2         | 123        | 79         | 6         | 45         | 471          | 20.5        |
| 21-22*       | 31-31        | 1036-33.5         | 162-403        | .402        | 54-158         | .342        | 161-196        | .821        | 15        | 102        | 117        | 3.8        | 70-1         | 157        | 91         | 4         | 80         | 539          | 17.4        |
| 22-23        | 11-11        | 320-29.1          | 45-118         | .381        | 18-52          | .346        | 37-44          | .841        | 3         | 27         | 30         | 2.7        | 22-0         | 40         | 16         | 0         | 22         | 145          | 13.2        |
| <b>TOTAL</b> | <b>65-60</b> | <b>2,177-33.5</b> | <b>355-880</b> | <b>.403</b> | <b>118-342</b> | <b>.345</b> | <b>327-389</b> | <b>.841</b> | <b>32</b> | <b>202</b> | <b>234</b> | <b>3.6</b> | <b>149-3</b> | <b>320</b> | <b>186</b> | <b>10</b> | <b>147</b> | <b>1,155</b> | <b>17.8</b> |

\* - at Seattle U

## SEASON/CAREER HIGHS

| Points |                                 |
|--------|---------------------------------|
| Season | 23 vs. Brigham Young (11/11/22) |
| Career | 23 vs. Brigham Young (11/11/22) |

| Rebounds |                                |
|----------|--------------------------------|
| Season   | 12 vs. UC San Diego (12/20/22) |
| Career   | 12 vs. UC San Diego (12/20/22) |

| Assists |                                     |
|---------|-------------------------------------|
| Season  | 3 vs. UC San Diego (12/20/22)       |
|         | 3 vs. UC Irvine (11/29/22)          |
|         | 3 vs. Cal State Fullerton (11/7/22) |
| Career  | 3 vs. UC San Diego (12/20/22)       |
|         | 3 vs. UC Irvine (11/29/22)          |
|         | 3 vs. Cal State Fullerton (11/7/22) |

| Field Goals |                                |
|-------------|--------------------------------|
| Season      | 8 vs. Brigham Young (11/11/22) |
| Career      | 8 vs. Brigham Young (11/11/22) |

| Field Goals Attempted |                                 |
|-----------------------|---------------------------------|
| Season                | 16 vs. Brigham Young (11/11/22) |
| Career                | 16 vs. Brigham Young (11/11/22) |

| Three-Point Field Goals |  |
|-------------------------|--|
| Season                  |  |
| Career                  |  |

| Three-Point FG Attempted |                                     |
|--------------------------|-------------------------------------|
| Season                   | 2 vs. Brigham Young (11/11/22)      |
| Career                   | 2 vs. Brigham Young (11/11/22)      |
|                          | 2 vs. Northwestern State (12/2/20)* |

| Free Throws |                                     |
|-------------|-------------------------------------|
| Season      | 10 vs. Kennesaw State (12/12/22)    |
| Career      | 12 vs. Purdue Ft. Wayne (11/11/18)+ |

| Free Throws Attempted |                                     |
|-----------------------|-------------------------------------|
| Season                | 11 vs. Kennesaw State (12/12/22)    |
|                       | 11 vs. Brigham Young (11/11/22)     |
| Career                | 14 vs. Purdue Ft. Wayne (11/11/18)+ |

| Steals |                             |
|--------|-----------------------------|
| Season | 3 vs. Arizona (11/22/22)    |
| Career | 3 vs. Arizona (11/22/22)    |
|        | 3 vs. UC Irvine (11/21/19)* |

| Blocked Shots |                                    |
|---------------|------------------------------------|
| Season        | 1 vs. Ohio State (11/21/22)        |
|               | 1 vs. Brigham Young (11/11/22)     |
| Career        | 4 vs. Purdue Ft. Wayne (11/11/18)+ |

| Minutes Played |                                    |
|----------------|------------------------------------|
| Season         | 28:35 vs. Brigham Young (11/11/22) |
| Career         | 28:35 vs. Brigham Young (11/11/22) |

\* - at TCU  
+ - at Ohio State



# 13 • JAEDON LEDEE (JAY-den)

FORWARD • 6-9 • 240 • SENIOR - TR  
HOUSTON, TEXAS (THE KINKAID SCHOOL/OHIO STATE/TCU)

### Quick Hits

- First name is pronounced JAY-den.
- Sat out the 2021-22 season due to NCAA transfer rules.

### As a Senior (2022-23 Season)

*MW Rankings: No. 13 in free throw percentage, No. 15 in offensive rebounds*

- Scored 11 points and dished out a career-best 3 assists vs. Cal State Fullerton (11/7), in his first career game as an Aztec.
- Totaled 23 points vs. Brigham Young, a career-high, on 8-of-16 FGs, both also career-bests.
- Was an efficient 6-of-8 (.750) from the floor in a 14-point effort at Stanford (11/15), his third straight double digit scoring effort to start his Aztec career.
- Grabbed a then career-high matching and season-best 8 rebounds vs. Saint Mary's (12/10).
- In his first start as an Aztec, pulled down a career-high 12 rebounds, equaling a career-best w/ 5 offensive boards and three assists.

### As a Senior (2021-22 Season)

- Utilized his redshirt season

### As a Junior at TCU (2020-21 Season)

- Played in 23 of the team's 26 games, including his first start for the Horned Frogs vs. Providence (12/9).
- Set career-highs in points, points per game, assists, rebounds, minutes, field goals, field goal attempts and field goal percentage.
- Totaled three double figure scoring games including a career-high 20 points at West Virginia (3/4).
- Ranked No. 5 on the team in points per game (5.8) despite playing fewer minutes than any of the top-9 regular players.
- Twice, at Iowa (2/9) & at West Virginia (3/4) equaled a career-best with 8 rebounds, among nine games of 5+ rebounds.
- 3.9 rebounds per game ranked No. 3 on the team & his 40 offensive boards were the second most among the Horned Frogs.
- In his most productive college game, went 7-of-10 from the floor, and 6-of-8 from the line with 8 rebounds in 19 minutes at West Virginia.

### As a Sophomore at TCU (2019-20 Season)

- Played in all 30 games for the Horned Frogs.
- Made his TCU debut vs. Air Force (11/18) after transferring from Ohio State.
- His .523 field goal percentage (23-of-44) ranked No. 2 on the squad.
- 2.9 rebounds per game was 5th best on the team and tops among non-starters.
- Twice scored a season-high 11 points - vs. Winthrop (12/11) & at Oklahoma (1/18).
- Had seven games of 5+ rebounds, including equaling his career-best 8 at Kansas (3/4).
- Attempted a season-high 10 free throws vs. Winthrop and sank a season-best 7 at Oklahoma.

### As a Freshman at Ohio State (2018-19 Season)

- Made his collegiate debut vs. Purdue Fort Wayne (11/11) and played in 26 games, making two starts.
- Reached double-figure scoring three times, including season-highs of 16 points vs. Purdue Fort Wayne (11/11) and at Purdue (3/2).
- Swatted a season-best 4 shots vs. Purdue Fort Wayne.
- Grabbed a season-best 8 rebounds vs. Cleveland State. (11/23).

### Trending

- Reached double figure scoring in three consecutive games (Cal State Fullerton to Stanford) for the first time in his career.
- In 24 games in which he grabs at least 5 rebounds, he averages 7.6 points on 57-of-107 shooting (.533) and 6.4 rebounds and is 5-1 as an Aztec when he does it.
- For his career, averages 14.3 points (47.8 FG percentage), 10.3 rebounds, 1.1 steals, 1.1 assists and 0.8 blocks per 40 minutes played.
- In seven home games this year is averaging 8.7 points (42.9 FG%), 5.6 rebs, 1.9 assists and SDSU is 7-0, compared to 3.0 points (45.5 FG%), 2.5 rebs & 0.3 assists & his team was 28-17 in home games at both Ohio State and TCU.
- One of 11 Aztecs, since the start of the Dutcher/Fisher era (1999-00), to have a game with at least 11 free throw attempts in which he shot at least .900 from the line.

### 2022-23 GAME-BY-GAME STATISTICS

| Opponent            | GS | MP   | FG  | 3FG   | FT    | O-D-R  | PF | TP | A | TO | S | B |
|---------------------|----|------|-----|-------|-------|--------|----|----|---|----|---|---|
| CAL STATE FULLERTON | 18 | 4-9  | 0-1 | 3-6   | 1-3-4 | 1      | 11 | 3  | 1 | 1  | 0 | 0 |
| BRIGHAM YOUNG       | 29 | 8-16 | 0-2 | 7-11  | 3-3-6 | 3      | 23 | 0  | 3 | 1  | 1 | 1 |
| at Stanford         | 22 | 6-8  | 0-0 | 2-2   | 0-4-4 | 2      | 14 | 0  | 1 | 0  | 0 | 0 |
| vs. Ohio State      | 21 | 2-6  | 0-0 | 2-2   | 1-4-5 | 2      | 6  | 1  | 1 | 0  | 1 | 0 |
| vs. Arizona         | 15 | 1-7  | 0-0 | 3-4   | 1-2-3 | 2      | 5  | 1  | 1 | 3  | 0 | 0 |
| vs. Arkansas        | 15 | 2-4  | 0-0 | 2-2   | 0-1-1 | 3      | 6  | 0  | 0 | 0  | 0 | 0 |
| UC IRVINE           | 13 | 0-2  | 0-1 | 0-0   | 1-2-3 | 0      | 0  | 3  | 0 | 0  | 0 | 0 |
| OCCIDENTAL          | 17 | 2-4  | 0-0 | 3-4   | 3-2-5 | 1      | 7  | 2  | 0 | 0  | 0 | 0 |
| TROY                | 11 | 1-1  | 0-0 | 2-2   | 1-1-2 | 2      | 4  | 0  | 2 | 0  | 0 | 0 |
| vs. Saint Mary's    | 18 | 2-4  | 0-0 | 0-0   | 3-5-8 | 2      | 4  | 1  | 2 | 0  | 0 | 0 |
| KENNESAW STATE      | 17 | 2-3  | 0-0 | 10-11 | 2-5-7 | 3      | 14 | 2  | 1 | 2  | 0 | 0 |
| UC SAN DIEGO        | *  | 23   | 1-7 | 0-0   | 0-0   | 5-7-12 | 3  | 2  | 3 | 2  | 1 | 0 |
| AIR FORCE           |    |      |     |       |       |        |    |    |   |    |   |   |
| at UNLV             |    |      |     |       |       |        |    |    |   |    |   |   |
| at Wyoming          |    |      |     |       |       |        |    |    |   |    |   |   |
| NEVADA              |    |      |     |       |       |        |    |    |   |    |   |   |
| NEW MEXICO          |    |      |     |       |       |        |    |    |   |    |   |   |
| at Colorado State   |    |      |     |       |       |        |    |    |   |    |   |   |
| at Air Force        |    |      |     |       |       |        |    |    |   |    |   |   |
| UTAH STATE          |    |      |     |       |       |        |    |    |   |    |   |   |
| SAN JOSE STATE      |    |      |     |       |       |        |    |    |   |    |   |   |
| at Nevada           |    |      |     |       |       |        |    |    |   |    |   |   |
| BOISE STATE         |    |      |     |       |       |        |    |    |   |    |   |   |
| at Utah State       |    |      |     |       |       |        |    |    |   |    |   |   |
| UNLV                |    |      |     |       |       |        |    |    |   |    |   |   |
| at Fresno State     |    |      |     |       |       |        |    |    |   |    |   |   |
| COLORADO STATE      |    |      |     |       |       |        |    |    |   |    |   |   |
| at New Mexico       |    |      |     |       |       |        |    |    |   |    |   |   |
| at Boise State      |    |      |     |       |       |        |    |    |   |    |   |   |
| WYOMING             |    |      |     |       |       |        |    |    |   |    |   |   |

### MISCELLANEOUS STATS/OHIO STATE-TCU RECORD

| Category                   | 2022-23 Season |          | Career Games | SDSU/TCU/OSU W/L |
|----------------------------|----------------|----------|--------------|------------------|
|                            | Games          | SDSU W/L |              |                  |
| Double-Figure Scoring      | 4              | 4-0      | 12           | 8-4              |
| 15-Point Games             | 1              | 1-0      | 4            | 2-2              |
| Lead TEAM in Scoring       | 2              | 2-0      | 4            | 2-2              |
| Lead TEAM in Rebounding    | 3              | 2-1      | 9            | 4-5              |
| Lead TEAM in Assists       | 0              | 0-0      | 0            | 0-0              |
| Multiple Blocked Shots     | 0              | 0-0      | 4            | 4-0              |
| Multiple Steals            | 2              | 1-1      | 6            | 5-1              |
| One Turnover or Less       | 8              | 6-2      | 77           | 40-37            |
| Consecutive Games          | Current        | Long     |              |                  |
| Consecutive Games Played   | 35             | 35*      |              |                  |
| Without Fouling Out        | 43             | 43*      |              |                  |
| Scoring A Point            | 6              | 22       |              |                  |
| At Least One Three-Pointer | -              | -        |              |                  |
| One Turnover or Less       | -              | 23       |              |                  |

\* - Denotes an active streak

## LEDEE CAREER STATISTICS

| Year         | G-GS        | Min.-Avg.         | FG-FGA         | Pct.        | 3P-3PA      | Pct.        | FT-FTA         | Pct.        | OR         | DR         | Reb         | Avg.       | PF-D         | AT        | TO        | BS        | ST        | Pts        | Avg.       |
|--------------|-------------|-------------------|----------------|-------------|-------------|-------------|----------------|-------------|------------|------------|-------------|------------|--------------|-----------|-----------|-----------|-----------|------------|------------|
| 18-19+       | 26-2        | 171-6.6           | 18-47          | .383        | 0-3         | .000        | 41-55          | .745        | 18         | 27         | 45          | 1.7        | 27-0         | 6         | 12        | 6         | 3         | 77         | 3.0        |
| 19-20*       | 30-0        | 348-11.6          | 23-44          | .523        | 0-0         | .000        | 36-51          | .706        | 45         | 41         | 86          | 2.9        | 75-2         | 3         | 14        | 12        | 13        | 82         | 2.7        |
| 20-21*       | 23-1        | 350-15.2          | 49-91          | .538        | 0-4         | .000        | 35-50          | .700        | 40         | 50         | 90          | 3.9        | 48-0         | 6         | 12        | 3         | 7         | 133        | 5.8        |
| 22-23        | 12-1        | 218-18.2          | 31-71          | .437        | 0-4         | .000        | 34-44          | .773        | 21         | 39         | 60          | 5.0        | 24-0         | 16        | 14        | 2         | 8         | 96         | 8.0        |
| <b>TOTAL</b> | <b>91-3</b> | <b>1,087-11.9</b> | <b>121-253</b> | <b>.478</b> | <b>0-11</b> | <b>.000</b> | <b>146-200</b> | <b>.730</b> | <b>124</b> | <b>157</b> | <b>2681</b> | <b>3.1</b> | <b>174-2</b> | <b>31</b> | <b>52</b> | <b>23</b> | <b>31</b> | <b>388</b> | <b>4.3</b> |

+ - at Ohio State \* - at TCU



## SEASON/CAREER HIGHS

| Points |                                     |
|--------|-------------------------------------|
| Season | 3 vs. Occidental (12/2/22)          |
|        | 3 vs. Cal State Fullerton (11/7/22) |
| Career | 6 vs. Wyoming (1/30/21)             |

| Rebounds |  |
|----------|--|
| Season   | 2 vs. Occidental (12/2/22)                             |
| Career   | 2 vs. Occidental (12/2/22)<br>2 at Air Force (1/24/21) |

| Assists |  |
|---------|--|
| Season  |  |
| Career  |  |

| Field Goals |   |
|-------------|---|
| Season      | 1 vs. Occidental (12/2/22)<br>1 vs. Cal State Fullerton (11/7/22) |
| Career      | 2 vs. Wyoming (1/30/21)<br>2 at Air Force (1/24/21)               |

| Field Goals Attempted |   |
|-----------------------|---|
| Season                | 2 vs. Occidental (12/2/22)                                    |
| Career                | 3 vs. Long Beach State (11/30/21)<br>3 at Air Force (1/24/21) |

| Three-Point Field Goals |   |
|-------------------------|---|
| Season                  | 1 vs. Occidental (12/2/22)<br>1 vs. Cal State Fullerton (11/7/22) |
| Career                  | 1 vs. Occidental (12/2/22)<br>1 vs. Cal State Fullerton (11/7/22) |

| Three-Point FG Attempted |   |
|--------------------------|---|
| Season                   | 2 vs. Occidental (12/2/22)                                      |
| Career                   | 2 vs. Occidental (12/2/22)<br>2 vs. Long Beach State (11/30/21) |

| Free Throws |                         |
|-------------|-------------------------|
| Season      |                         |
| Career      | 2 vs. Wyoming (1/30/21) |

| Free Throws Attempted |   |
|-----------------------|---|
| Season                |   |
| Career                | 2 vs. Wyoming (1/30/21)<br>2 at Air Force (1/24/21) |

| Steals |  |
|--------|--|
| Season |  |
| Career | 1 vs. Long Beach State (11/30/21)<br>1 vs. Georgetown (11/25/21) |

| Blocked Shots |                      |
|---------------|----------------------|
| Season        |                      |
| Career        | 1 vs. UNLV (1/24/22) |

| Minutes Played |                               |
|----------------|-------------------------------|
| Season         | 5:08 vs. Occidental (12/2/22) |
| Career         | 5:08 vs. Occidental (12/2/22) |



# 14 • CADE ALGER (AL-jer)

FORWARD • 6-9 • 195 • JUNIOR - SQ  
OAKDALE, CALIF. (RIPON CHRISTIAN HIGH/SEATTLE U)

### Quick Hits

- A non-scholarship player who has appeared in 18 games (17-1) in his three seasons as an Aztec.
- His .833 field goal percentage (5-of-6), without minimums applied, was the highest on the squad in 2020-21.

### As a Junior (2022-23 Season)

- Knocked down his first career 3-pointer vs. Cal State Fullerton (11/7).
- Scored his second career 3-pointer vs. Occidental, and hauled in 2 rebounds vs. Occidental (12/2).

### As a Sophomore (2021-22 Season)

- Appeared in seven games and played a total of 15 minutes, all of the bench.
- Sank 2-of-8 field goal attempts.
- Set single-season bests with a block vs. UNLV (1/24) and two steals, one each vs. Georgetown (11/25) and Long Beach State (11/30).
- Attempted the first three 3-pointers of his career, including a single-game high two vs. Long Beach State.

### As a Redshirt Freshman (2020-21 Season)

- Made his collegiate debut vs. UC Irvine (11/27).
- Saw a season-high 3:44 of action vs. St. Katherine (12/2).
- Recorded his first collegiate points at Air Force (1/22).
- Scored four points and grabbed the first two rebounds of his career at Air Force (1/24).
- Went 2-of-2 from the floor & the line against Wyoming (1/30) to set a career-high w/ 6 pts.
- Scored in back-to-back games (at Air Force - 1/22 & 1/24) for the first time in his college career.
- Five consecutive appearances (Jan. 22 at Air Force-to-Feb. 8 vs. San Jose State) are a career-high.

### As a Freshman at Seattle U (2019-20 Season)

- Utilized his redshirt season.

### High School

- A graduate of Ripon (Calif.) Christian High School.
- As a senior averaged 18.0 points, 13.2 rebounds and 3.0 assists (according to MaxPreps.com) and finished his career with more than 1,000 points.
- Led his team to a 20-11 record, 10-2 in Trans Valley League (TVL) play, and a berth in the CIF state tournament in 2018-19 and a two-time first-team All-TVL selection.
- In his senior year (2018-19) was named a first-team Front Row Preps All-Region and CalHisSports.com All-State performer as well as D5 Scholar Athlete of the Year.
- As a junior, led team to the CIF Sac-Joaquin Division 6 Section championship, was named *Madesto Bee* All-District Team and earned the CIF Sac-Joaquin Sportsmanship Award.
- Named team MVP as a sophomore and senior.

### 2022-23 GAME-BY-GAME STATISTICS

| Opponent            | GS  | MP  | FG  | 3FG | FT    | O-D-R | PF | TP | A | TO | S | B |
|---------------------|-----|-----|-----|-----|-------|-------|----|----|---|----|---|---|
| CAL STATE FULLERTON | 2   | 1-1 | 1-1 | 0-0 | 0-0-0 | 0     | 3  | 0  | 0 | 0  | 0 | 0 |
| BRIGHAM YOUNG       | DNP |     |     |     |       |       |    |    |   |    |   |   |
| at Stanford         | DNP |     |     |     |       |       |    |    |   |    |   |   |
| vs. Ohio State      | INJ |     |     |     |       |       |    |    |   |    |   |   |
| vs. Arizona         | INJ |     |     |     |       |       |    |    |   |    |   |   |
| vs. Arkansas        | INJ |     |     |     |       |       |    |    |   |    |   |   |
| UC IRVINE           | INJ |     |     |     |       |       |    |    |   |    |   |   |
| OCCIDENTAL          | 5   | 1-2 | 1-2 | 0-0 | 0-2-2 | 1     | 3  | 0  | 0 | 0  | 0 | 0 |
| TROY                | DNP |     |     |     |       |       |    |    |   |    |   |   |
| vs. Saint Mary's    | DNP |     |     |     |       |       |    |    |   |    |   |   |
| KENNESAW STATE      | 4   | 0-1 | 0-1 | 0-0 | 0-0-0 | 0     | 0  | 0  | 0 | 0  | 0 | 0 |
| UC SAN DIEGO        | DNP |     |     |     |       |       |    |    |   |    |   |   |
| AIR FORCE           |     |     |     |     |       |       |    |    |   |    |   |   |
| at UNLV             |     |     |     |     |       |       |    |    |   |    |   |   |
| at Wyoming          |     |     |     |     |       |       |    |    |   |    |   |   |
| NEVADA              |     |     |     |     |       |       |    |    |   |    |   |   |
| NEW MEXICO          |     |     |     |     |       |       |    |    |   |    |   |   |
| at Colorado State   |     |     |     |     |       |       |    |    |   |    |   |   |
| at Air Force        |     |     |     |     |       |       |    |    |   |    |   |   |
| UTAH STATE          |     |     |     |     |       |       |    |    |   |    |   |   |
| SAN JOSE STATE      |     |     |     |     |       |       |    |    |   |    |   |   |
| at Nevada           |     |     |     |     |       |       |    |    |   |    |   |   |
| BOISE STATE         |     |     |     |     |       |       |    |    |   |    |   |   |
| at Utah State       |     |     |     |     |       |       |    |    |   |    |   |   |
| UNLV                |     |     |     |     |       |       |    |    |   |    |   |   |
| at Fresno State     |     |     |     |     |       |       |    |    |   |    |   |   |
| COLORADO STATE      |     |     |     |     |       |       |    |    |   |    |   |   |
| at New Mexico       |     |     |     |     |       |       |    |    |   |    |   |   |
| at Boise State      |     |     |     |     |       |       |    |    |   |    |   |   |
| WYOMING             |     |     |     |     |       |       |    |    |   |    |   |   |

### MISCELLANEOUS STATS/SAN DIEGO STATE RECORD

| Category                | 2022-23 Season |          | Career |          |
|-------------------------|----------------|----------|--------|----------|
|                         | Games          | SDSU W/L | Games  | SDSU W/L |
| Double-Figure Scoring   | 0              | 0-0      | 0      | 0-0      |
| 15-Point Games          | 0              | 0-0      | 0      | 0-0      |
| Led SDSU in Scoring     | 0              | 0-0      | 0      | 0-0      |
| Led SDSU in Rebounding  | 0              | 0-0      | 0      | 0-0      |
| Led SDSU in Assists     | 0              | 0-0      | 0      | 0-0      |
| Multiple Three-Pointers | 0              | 0-0      | 0      | 0-0      |
| One Turnover or Less    | 3              | 3-0      | 18     | 17-1     |

| Consecutive Games          | Current | Long |
|----------------------------|---------|------|
| Consecutive Games Played   | -       | 5    |
| Without Fouling Out        | 18      | 18*  |
| Scoring A Point            | -       | 3    |
| At Least One Three-Pointer | -       | 2    |
| One Turnover or Less       | 18      | 18*  |

\* - Denotes an active streak

## ALGER CAREER STATISTICS

| Year         | G-GS        | Min.-Avg.     | FG-FGA      | Pct.        | 3P-3PA     | Pct.        | FT-FTA     | Pct.        | OR       | DR       | Reb      | Avg.       | PF-D       | AT       | TO       | BS       | ST       | Pts       | Avg.       |
|--------------|-------------|---------------|-------------|-------------|------------|-------------|------------|-------------|----------|----------|----------|------------|------------|----------|----------|----------|----------|-----------|------------|
| 20-21        | 8-0         | 17-2.1        | 5-6         | .833        | 0-0        | .000        | 3-5        | .600        | 2        | 0        | 2        | 0.3        | 1-0        | 0        | 1        | 0        | 0        | 13        | 1.6        |
| 21-22        | 7-0         | 15-2.1        | 2-8         | .250        | 0-3        | .000        | 0-0        | .000        | 0        | 2        | 2        | 0.3        | 1-0        | 0        | 1        | 1        | 2        | 4         | 0.6        |
| 22-23        | 3-0         | 11-3.7        | 2-4         | .500        | 2-4        | .500        | 0-0        | .000        | 0        | 2        | 2        | 0.7        | 1-0        | 0        | 0        | 0        | 0        | 6         | 2.0        |
| <b>TOTAL</b> | <b>18-0</b> | <b>43-2.4</b> | <b>9-18</b> | <b>.500</b> | <b>2-7</b> | <b>.286</b> | <b>3-5</b> | <b>.600</b> | <b>2</b> | <b>4</b> | <b>6</b> | <b>0.3</b> | <b>3-0</b> | <b>0</b> | <b>2</b> | <b>1</b> | <b>2</b> | <b>23</b> | <b>1.3</b> |

## SEASON/CAREER HIGHS

|  |                                   |
|--|-----------------------------------|
| <b>Points</b>                                  | Season 23 vs. Arkansas (11/23/22) |
| Career 30 at Wyoming (2/28/22)                 |                                   |
| <b>Rebounds</b>                                | Season 7 vs. Arkansas (11/23/22)  |
| Career 10 - 4x; last vs. Fresno State (3/3/22) |                                   |
| <b>Assists</b>                                 | Season 8 vs. Occidental (12/2/22) |
| Career 8 vs. Occidental (12/2/22)              |                                   |

|   |                                  |
|---|----------------------------------|
| <b>Field Goals</b>                        | Season 9 vs. Arkansas (11/23/22) |
| Career 10 - 4x; last at Wyoming (2/28/22) |                                  |

|  |                                   |
|--|-----------------------------------|
| <b>Field Goals Attempted</b>           | Season 20 vs. Arkansas (11/23/22) |
| Career 21 vs. Arizona State (12/3/20)* |                                   |

|  |                                    |
|--|------------------------------------|
| <b>Three-Point Field Goals</b>           | Season 4 vs. Ohio State (11/21/22) |
| Career 5 - 7x; last at Wyoming (2/28/22) |                                    |

|  |                                  |
|--|----------------------------------|
| <b>Three-Point FG Attempted</b>          | Season 7 vs. Arkansas (11/23/22) |
| Career 9 - 4x; last at Wyoming (2/28/22) |                                  |

|   |                                      |
|---|--------------------------------------|
| <b>Free Throws</b>                      | Season 5 vs. Saint Mary's (12/10/22) |
| Career 11 - 2x; last at Nevada (3/5/22) |                                      |

|                              |   |
|------------------------------|---|
| <b>Free Throws Attempted</b> | Season 5 - 2x; last vs. Saint Mary's (12/10/22) |
| Career 12 at Nevada (3/5/22) |   |

|                                  |                                  |
|----------------------------------|----------------------------------|
| <b>Steals</b>                    | Season 3 vs. Arkansas (11/23/22) |
| Career 4 vs. Colorado (3/13/19)* |                                  |

|   |                                      |
|---|--------------------------------------|
| <b>Blocked Shots</b>                            | Season 2 vs. UC San Diego (12/20/22) |
| Career 2 - 3x; last vs. UC San Diego (12/20/22) |                                      |

|                                     |                                      |
|-------------------------------------|--------------------------------------|
| <b>Minutes Played</b>               | Season 35:29 vs. Arkansas (11/23/22) |
| Career 42 vs. Washington (2/27/20)* |                                      |

\* - at California

## IN THE SDSU RECORD BOOK

|                              |                |
|------------------------------|----------------|
| <b>CAREER</b>                |                |
| <b>Free Throw Percentage</b> | No. 12 - .7977 |

|                            |                        |
|----------------------------|------------------------|
| <b>SINGLE SEASON</b>       |                        |
| <b>Field Goal Attempts</b> | No. 14 - 425 (2021-22) |

|               |                        |
|---------------|------------------------|
| <b>Points</b> | No. 15 - 542 (2021-22) |
|---------------|------------------------|

|                                       |                        |
|---------------------------------------|------------------------|
| <b>Points, Rebounds &amp; Assists</b> | No. 18 - 801 (2021-22) |
|---------------------------------------|------------------------|

|                    |                        |
|--------------------|------------------------|
| <b>Field Goals</b> | No. 21 - 186 (2021-22) |
|--------------------|------------------------|

|                            |                       |
|----------------------------|-----------------------|
| <b>3-Point Field Goals</b> | No. 21 - 57 (2021-22) |
|----------------------------|-----------------------|

|                                      |                         |
|--------------------------------------|-------------------------|
| <b>3-Point Field Goal Percentage</b> | No. 21 - .401 (2021-22) |
|--------------------------------------|-------------------------|

## BRADLEY CAREER STATISTICS

| Year         | G-GS           | Min.-Avg.         | FG-FGA           | Pct.        | 3P-3PA         | Pct.        | FT-FTA         | Pct.        | OR         | DR         | Reb        | Avg.       | PF-D         | AT         | TO         | BS        | ST        | Pts          | Avg.        |
|--------------|----------------|-------------------|------------------|-------------|----------------|-------------|----------------|-------------|------------|------------|------------|------------|--------------|------------|------------|-----------|-----------|--------------|-------------|
| 18-19*       | 31-19          | 879-28.0          | 109-264          | .412        | 50-106         | .472        | 69-87          | .763        | 28         | 84         | 112        | 3.4        | 84-3         | 63         | 58         | 11        | 27        | 337          | 10.4        |
| 19-20*       | 32-30          | 1062-33.2         | 181-414          | .437        | 66-172         | .384        | 131-151        | .868        | 22         | 136        | 158        | 4.9        | 89-3         | 49         | 75         | 7         | 15        | 559          | 17.5        |
| 20-21*       | 22-19          | 665-30.2          | 130-286          | .455        | 40-110         | .364        | 96-117         | .821        | 23         | 79         | 102        | 4.6        | 59-2         | 37         | 61         | 4         | 8         | 396          | 18.0        |
| 21-22        | 32-32          | 1007-31.5         | 186-425          | .438        | 57-142         | .401        | 113-145        | .779        | 28         | 146        | 174        | 5.4        | 74-0         | 84         | 85         | 7         | 33        | 542          | 16.9        |
| 22-23        | 12-12          | 304-25.3          | 47-122           | .385        | 12-45          | .267        | 25-28          | .893        | 8          | 43         | 51         | 4.3        | 21-1         | 23         | 23         | 3         | 8         | 131          | 10.9        |
| <b>TOTAL</b> | <b>129-112</b> | <b>3,920-30.4</b> | <b>652-1,510</b> | <b>.432</b> | <b>225-575</b> | <b>.391</b> | <b>433-527</b> | <b>.822</b> | <b>109</b> | <b>488</b> | <b>597</b> | <b>4.6</b> | <b>327-9</b> | <b>257</b> | <b>302</b> | <b>32</b> | <b>91</b> | <b>1,962</b> | <b>15.2</b> |



# 20 • MATT BRADLEY

GUARD • 6-4 • 220 • SENIOR - 1L  
SAN BERNARDINO, CALIF. (WASATCH ACADEMY (UTAH)/CALIFORNIA)

2021-22

Second-Team NABC All-District 17

Mountain West Newcomer of the Year (coaches & media), First-Team All-MW (coaches)

Second-Team All-MW (media), MW All-Tournament Team, Two-Time MW Player of the Week

ESPN National Player of the Week (March 7), NCAA March Madness Player of the Week (March 7)

## 2022-23 GAME-BY-GAME STATISTICS

| Opponent            | GS | MP | FG   | 3FG | FT  | O-D-R | PF | TP | A | TO | S | B |
|---------------------|----|----|------|-----|-----|-------|----|----|---|----|---|---|
| CAL STATE FULLERTON | *  | 23 | 2-7  | 0-2 | 4-4 | 2-2-4 | 2  | 8  | 2 | 1  | 1 | 0 |
| BRIGHAM YOUNG       | *  | 29 | 3-16 | 0-1 | 0-0 | 1-3-4 | 2  | 6  | 2 | 0  | 0 | 0 |
| at Stanford         | *  | 22 | 3-10 | 1-5 | 0-0 | 0-5-5 | 4  | 7  | 0 | 2  | 0 | 1 |
| vs. Ohio State      | *  | 18 | 6-11 | 4-6 | 2-2 | 1-0-1 | 5  | 18 | 1 | 2  | 0 | 0 |
| vs. Arizona         | *  | 22 | 1-8  | 0-2 | 3-4 | 0-3-3 | 2  | 5  | 0 | 2  | 0 | 0 |
| vs. Arkansas        | *  | 35 | 9-20 | 1-7 | 4-5 | 0-7-7 | 1  | 23 | 1 | 1  | 3 | 0 |
| UC IRVINE           | *  | 24 | 5-12 | 1-3 | 3-4 | 2-4-6 | 1  | 14 | 2 | 4  | 1 | 0 |
| OCCIDENTAL          | *  | 24 | 3-4  | 3-4 | 0-0 | 0-4-4 | 0  | 9  | 8 | 1  | 1 | 0 |
| TROY                | *  | 30 | 7-10 | 1-3 | 4-4 | 1-3-4 | 1  | 19 | 2 | 2  | 0 | 0 |
| vs. Saint Mary's    | *  | 30 | 4-13 | 0-4 | 5-5 | 1-4-5 | 2  | 13 | 0 | 3  | 0 | 0 |
| KENNESAW STATE      | *  | 22 | 2-7  | 0-3 | 0-0 | 0-2-2 | 1  | 4  | 4 | 3  | 1 | 0 |
| UC SAN DIEGO        | *  | 23 | 2-4  | 1-3 | 0-0 | 0-6-6 | 0  | 5  | 1 | 2  | 1 | 2 |
| AIR FORCE           |    |    |      |     |     |       |    |    |   |    |   |   |
| at UNLV             |    |    |      |     |     |       |    |    |   |    |   |   |
| at Wyoming          |    |    |      |     |     |       |    |    |   |    |   |   |
| NEVADA              |    |    |      |     |     |       |    |    |   |    |   |   |
| NEW MEXICO          |    |    |      |     |     |       |    |    |   |    |   |   |
| at Colorado State   |    |    |      |     |     |       |    |    |   |    |   |   |
| at Air Force        |    |    |      |     |     |       |    |    |   |    |   |   |
| UTAH STATE          |    |    |      |     |     |       |    |    |   |    |   |   |
| SAN JOSE STATE      |    |    |      |     |     |       |    |    |   |    |   |   |
| at Nevada           |    |    |      |     |     |       |    |    |   |    |   |   |
| BOISE STATE         |    |    |      |     |     |       |    |    |   |    |   |   |
| at Utah State       |    |    |      |     |     |       |    |    |   |    |   |   |
| UNLV                |    |    |      |     |     |       |    |    |   |    |   |   |
| at Fresno State     |    |    |      |     |     |       |    |    |   |    |   |   |
| COLORADO STATE      |    |    |      |     |     |       |    |    |   |    |   |   |
| at New Mexico       |    |    |      |     |     |       |    |    |   |    |   |   |
| at Boise State      |    |    |      |     |     |       |    |    |   |    |   |   |
| WYOMING             |    |    |      |     |     |       |    |    |   |    |   |   |

## MISCELLANEOUS STATS/CAL & SAN DIEGO STATE RECORD

| Category                | 2022-23 Season |          | Career |              |
|-------------------------|----------------|----------|--------|--------------|
|                         | Games          | SDSU W/L | Games  | SDSU/Cal W/L |
| Double-Figure Scoring   | 5              | 3-2      | 102    | 48-54        |
| 15-Point Games          | 3              | 2-1      | 65     | 34-31        |
| Double-Figure Rebounds  | 0              | 0-0      | 4      | 2-2          |
| Double Doubles          | 0              | 0-0      | 4      | 2-2          |
| Led TEAM in Scoring     | 4              | 2-2      | 66     | 31-35        |
| Led TEAM in Rebounding  | 2              | 1-1      | 22     | 12-10        |
| Led TEAM in Assists     | 2              | 2-0      | 32     | 19-13        |
| Multiple Three-Pointers | 2              | 2-0      | 67     | 33-34        |
| Multiple Assists        | 5              | 5-0      | 71     | 39-32        |
| Multiple Steals         | 1              | 0-1      | 18     | 9-9          |
| One Turnover or Less    | 4              | 3-1      | 42     | 18-24        |

| Consecutive Games          | Current | Long |
|----------------------------|---------|------|
| Consecutive Games Played   | 56      | 70   |
| Without Fouling Out        | 8       | 35   |
| Scoring A Point            | 110     | 110* |
| At Least One Three-Pointer | 1       | 20   |

\* - Denotes an active streak

## Quick Hits

- Is utilizing the extra year of eligibility offered by the NCAA due to the COVID-19 pandemic.
- In 2021-22, was one of nine in the nation and the second Aztec, since the start of the 1996-97 season, to shoot at least 43.8 percent from the field (minimum 425 shots attempts), 40.1 percent from the bonus distance (minimum 142 shot attempts).
- In 2020-21, was one of just five players in Division I to average 18.0 points per game, while shooting at least .455 from the field, .364 from the bonus distance, a minimum of .821 from the line, and grab 4.6 rebounds per game.

## As a Senior (2022-23 Season)

- Was 4-of-4 FTs vs. Cal State Fullerton (11/7), the 23rd time in his career he was perfect from the line with a minimum of four attempts.
- Had a season-best five rebounds & hit his first 3-pointer of the season at Stanford (11/15).
- Posted his first two double digit scoring games vs. Ohio State (11/21) & a season-best 23 pts vs. Arkansas (11/23).
- Dished out a career-high eight assists vs. Occidental (12/2).

## As a Senior (2021-22 Season)

- MW Rankings: No. 6 in free throw percentage, No. 8 in 3-point field goals, No. 9 in scoring, No. 11 in field goal percentage, No. 12 in defensive rebounding, No. 14 in rebounding
- NCAA Rankings (top-200): No. 104 in points per game, No. 105 in field goal attempts, No. 107 in points, No. 124 in free throws, No. 129 in field goals, No. 132 in free throw attempts
- One of three Aztecs to start all 32 games and played at least 30 minutes in 23 contests.
- Became the 37th Aztec to score at least 30 points in a game when he totaled 30 at Wyoming (2/28).
- Led the team in scoring 18 times (14-4), in assists 13 times (8-5) & rebounds nine times (7-2).
- One of six players in the nation to average 16.9 points and 5.4 rebounds, while shooting 43.8 percent from the floor, 40.1 percent from the bonus distance, 77.9 percent from the line.
- One of two players in the nation, who in a minimum of 15 home games, averaged 18.2 points while shooting at least 48.2 percent from the floor (with a minimum of 195 shot attempts) and 46.4 percent (on a minimum of 69 3-point attempts)... and is the only Division I player returning in 2022-23 with those stats.

## As a Junior at California (2020-21 Season)

- Pac-12 Rankings: No. 3 in scoring, No. 8 in free throw percentage, No. 9 in 3-point field goals, No. 24 in 3-point field goal percentage
- NCAA Rankings (top-200): No. 66 in points per game, No. 78 in free throws, No. 114 in free throw percentage, No. 115 in free throw attempts, No. 145 in points, No. 198 in field goal percentage

## As a Sophomore at California (2019-20 Season)

- Pac-12 Rankings: No. 2 in free throw percentage, No. 5 in scoring, No. 7 in 3-point field goals, No. 8 in minutes, No. 10 in 3-point field goal percentage
- NCAA Rankings (top-200): No. 81 in points, No. 84 in free throws, No. 98 in points per game, No. 115 in field goal attempts, No. 144 in field goals, No. 161 in free throw attempts, No. 162 in minutes, No. 169 in 3-point field goals, No. 195 in field goal percentage

## As a Freshman at California (2018-19 Season)

- Pac-12 Rankings: No. 1 in 3-point field goal percentage, No. 10 in free throw percentage

## Trending

- The only active player in Division I, whose first collegiate season was in 2018-19, who has at least 1,962 points, 597 rebounds and has shot at least .432 from both the field and at least .391 from 3-point range.
- As an Aztec, when he shoots at least .400 from the floor, overall SDSU is 21-3 and when he does it at home, SDSU is 16-0.
- His 81 points in three games from Feb. 4-9, 2022 are the most in a three-game stretch for an Aztec since Jamaal Franklin scored 84 from Feb. 25-to-March 3, 2012.
- In 25 career games with at least four FTA without a miss, his team is 16-9.
- Is 38 points from becoming the eighth active player to score at least 2,000 in his career.

\* - at California

## SEASON HIGHS

|                                 |  |
|---------------------------------|--|
| <b>Points</b>                   | Season 8 vs. Occidental (12/2/22)                                    |
| <b>Rebounds</b>                 | Season 1 vs. UC San Diego (12/20/22)<br>1 vs. Occidental (12/2/22)   |
| <b>Assists</b>                  | Season 6 vs. Occidental (12/2/22)                                    |
| <b>Field Goals</b>              | Season 3 vs. Kennesaw State (12/12/22)<br>3 vs. Occidental (12/2/22) |
| <b>Field Goals Attempted</b>    | Season 9 vs. Occidental (12/2/22)                                    |
| <b>Three-Point Field Goals</b>  | Season 2 vs. Occidental (12/2/22)                                    |
| <b>Three-Point FG Attempted</b> | Season 7 vs. Occidental (12/2/22)                                    |
| <b>Free Throws</b>              | Season 1 vs. Kennesaw State (12/12/22)                               |
| <b>Free Throws Attempted</b>    | Season 2 vs. Kennesaw State (12/12/22)                               |
| <b>Steals</b>                   | Season 1 vs. Kennesaw State (12/12/22)<br>1 vs. Occidental (12/2/22) |
| <b>Blocked Shots</b>            | Season   |
| <b>Minutes Played</b>           | Season 19:35 vs. Occidental (12/2/22)                                |



# 21 • MILES BYRD

GUARD • 6-7 • 175 • FRESHMAN - HS  
STOCKTON, CALIF. (LINCOLN HIGH)

### Quick Hits

- A four-star prospect according to 247Sports.com who was rated, at the time of his signing, the No. 89 recruit nationally, the No. 20 shooting guard and No. 10 overall in California.

### As a Freshman (2022-23)

- Collegiate debut came vs Cal State Fullerton (11/7) where he knocked down his first FG attempt.
- Scored a season-high eight points, incl. a season-best two 3-pointers, and dished out a season-high six assists vs. Occidental (12/2).
- Was 3-of-3 vs. Kennesaw State (12/12), the second game, out of three appearances, where he is perfect from the floor (also: vs. Cal State Fullerton).
- Appeared in back-to-back games (vs. Kennesaw State & UC San Diego) for the first time in his college career.

### High School

- A 2022 graduate of Lincoln High School in Stockton, California.
- A four-star prospect according to 247Sports.com who was rated, at the time of his signing, the No. 89 recruit nationally, the No. 20 shooting guard and No. 10 overall in California.
- In his senior campaign he averaged 17.2 points, 5.2 rebounds, 3.3 assists, 2.8 steals and 1.2 blocks according to *MaxPreps*.
- As a senior was a McDonald's All-American nominee, named first team All-Northern California by *MaxPreps*, first-team all-state by *CalHiSports* and the *SachiSports* Winter Player of the Year, TCAL co-Most Valuable Player of the Year.
- In three varsity seasons, according to *MaxPreps*, his teams went 58-11, including 26-4 in Tri-City Athletic League (TCAL) action and, as a senior, won the TCAL title for the first time since 2018 and its first playoff game since 2013.
- He led the program to the state playoffs for the first time since 1982.
- In the classroom, earned inclusion on the West team of the All-Academic All-America Game as a senior and was an honor roll designee in six of his eight high school semesters
- In a shortened junior campaign, due to COVID, he averaged 16.8 points, 6.8 rebounds 3.5 assists, 3.5 steals and 2.2 blocks
- Chose San Diego State over the likes of Villanova, Washington, Minnesota, Saint Mary's, and Colorado State among others.

### Trending

- In his last three appearances, is averaging 152.3 minutes, 5.0 points on 6-of-12 shooting (50.0 percent) and is dishing out 2.0 assists.

### 2022-23 GAME-BY-GAME STATISTICS

| Opponent            | GS  | MP  | FG  | 3FG | FT    | O-D-R | PF | TP | A | TO | S | B |
|---------------------|-----|-----|-----|-----|-------|-------|----|----|---|----|---|---|
| CAL STATE FULLERTON | 3   | 1-1 | 0-0 | 0-0 | 0-0-0 | 0     | 2  | 0  | 0 | 0  | 0 | 0 |
| BRIGHAM YOUNG       | DNP |     |     |     |       |       |    |    |   |    |   |   |
| at Stanford         | DNP |     |     |     |       |       |    |    |   |    |   |   |
| vs. Ohio State      | INJ |     |     |     |       |       |    |    |   |    |   |   |
| vs. Arizona         | INJ |     |     |     |       |       |    |    |   |    |   |   |
| vs. Arkansas        | INJ |     |     |     |       |       |    |    |   |    |   |   |
| UC IRVINE           | INJ |     |     |     |       |       |    |    |   |    |   |   |
| OCIDENTAL           | 20  | 3-9 | 2-7 | 0-0 | 0-1-1 | 0     | 8  | 6  | 3 | 1  | 0 | 0 |
| TROY                | DNP |     |     |     |       |       |    |    |   |    |   |   |
| vs. Saint Mary's    | DNP |     |     |     |       |       |    |    |   |    |   |   |
| KENNESAW STATE      | 11  | 3-3 | 0-0 | 1-2 | 0-0-0 | 2     | 7  | 0  | 0 | 1  | 0 | 0 |
| UC SAN DIEGO        | 6   | 0-0 | 0-0 | 0-0 | 0-1-1 | 1     | 0  | 0  | 1 | 0  | 0 | 0 |
| AIR FORCE           |     |     |     |     |       |       |    |    |   |    |   |   |
| at UNLV             |     |     |     |     |       |       |    |    |   |    |   |   |
| at Wyoming          |     |     |     |     |       |       |    |    |   |    |   |   |
| NEVADA              |     |     |     |     |       |       |    |    |   |    |   |   |
| NEW MEXICO          |     |     |     |     |       |       |    |    |   |    |   |   |
| at Colorado State   |     |     |     |     |       |       |    |    |   |    |   |   |
| at Air Force        |     |     |     |     |       |       |    |    |   |    |   |   |
| UTAH STATE          |     |     |     |     |       |       |    |    |   |    |   |   |
| SAN JOSE STATE      |     |     |     |     |       |       |    |    |   |    |   |   |
| at Nevada           |     |     |     |     |       |       |    |    |   |    |   |   |
| BOISE STATE         |     |     |     |     |       |       |    |    |   |    |   |   |
| at Utah State       |     |     |     |     |       |       |    |    |   |    |   |   |
| UNLV                |     |     |     |     |       |       |    |    |   |    |   |   |
| at Fresno State     |     |     |     |     |       |       |    |    |   |    |   |   |
| COLORADO STATE      |     |     |     |     |       |       |    |    |   |    |   |   |
| at New Mexico       |     |     |     |     |       |       |    |    |   |    |   |   |
| at Boise State      |     |     |     |     |       |       |    |    |   |    |   |   |
| WYOMING             |     |     |     |     |       |       |    |    |   |    |   |   |

### MISCELLANEOUS STATS/SAN DIEGO STATE RECORD

| Category                | 2022-23 Season Games | SDSU W/L | Career Games | SDSU W/L |
|-------------------------|----------------------|----------|--------------|----------|
| Double-Figure Scoring   | 0                    | 0-0      | 0            | 0-0      |
| 15-Point Games          | 0                    | 0-0      | 0            | 0-0      |
| Led SDSU in Scoring     | 0                    | 0-0      | 0            | 0-0      |
| Led SDSU in Rebounding  | 0                    | 0-0      | 0            | 0-0      |
| Led SDSU in Assists     | 0                    | 0-0      | 0            | 0-0      |
| Multiple Three-Pointers | 1                    | 1-0      | 1            | 1-0      |
| One Turnover or Less    | 3                    | 3-0      | 3            | 3-0      |

| Consecutive Games          | Current | Long |
|----------------------------|---------|------|
| Consecutive Games Played   | 2       | 2*   |
| Without Fouling Out        | 4       | 4*   |
| Scoring A Point            | -       | 3    |
| At Least One Three-Pointer | -       | 1    |
| One Turnover or Less       | 2       | 2*   |

\* - Denotes an active streak

## BYRD CAREER STATISTICS

| Year  | G-GS | Min.-Avg. | FG-FGA | Pct. | 3P-3PA | Pct. | FT-FTA | Pct. | OR | DR | Reb | Avg. | PF-D | AT | TO | BS | ST | Pts | Avg. |
|-------|------|-----------|--------|------|--------|------|--------|------|----|----|-----|------|------|----|----|----|----|-----|------|
| 22-23 | 4-0  | 40-10.0   | 7-13   | .538 | 2-7    | .286 | 1-2    | .500 | 0  | 2  | 2   | 0.5  | 3-0  | 6  | 4  | 0  | 2  | 17  | 4.3  |

## SEASON/CAREER HIGHS

| Points                   |                                    |
|--------------------------|------------------------------------|
| Season                   | 1 vs. Kennesaw State (12/12/22)    |
| Career                   | 1 vs. Kennesaw State (12/12/22)    |
| Rebounds                 |                                    |
| Season                   | 1 vs. Kennesaw State (12/12/22)    |
| Career                   | 1 vs. Kennesaw State (12/12/22)    |
|                          | 1 vs. San Jose State (2/25/22)     |
|                          | 1 vs. UNLV (1/24/22)               |
|                          | 1 vs. UC San Diego (12/22/21)      |
|                          | 1 vs. Long Beach State (11/30/21)  |
| Assists                  |                                    |
| Season                   | 1 vs. San Jose State (2/25/22)     |
| Career                   | 1 vs. San Jose State (2/8/21)      |
| Field Goals              |                                    |
| Season                   |                                    |
| Career                   |                                    |
| Field Goals Attempted    |                                    |
| Season                   |                                    |
| Career                   | 1 vs. Wyoming (1/28/21)            |
| Three-Point Field Goals  |                                    |
| Season                   |                                    |
| Career                   |                                    |
| Three-Point FG Attempted |                                    |
| Season                   |                                    |
| Career                   |                                    |
| Free Throws              |                                    |
| Season                   |                                    |
| Career                   |                                    |
| Free Throws Attempted    |                                    |
| Season                   |                                    |
| Career                   |                                    |
| Steals                   |                                    |
| Season                   | 1 vs. Kennesaw State (12/12/22)    |
| Career                   | 1 vs. Kennesaw State (12/12/22)    |
|                          | 1 vs. San Jose State (2/25/22)     |
| Blocked Shots            |                                    |
| Season                   |                                    |
| Career                   |                                    |
| Minutes Played           |                                    |
| Season                   | 2:37 vs. Kennesaw State (12/12/22) |
| Career                   | 2:37 vs. Kennesaw State (12/12/22) |



# 24 • TYLER BROUGHTON

GUARD • 6-4 • 190 • JUNIOR - SQ  
LADERA RANCH, CALIF. (TESORO HIGH)

2020-21

Mountain West Scholar-Athlete, Academic All-Mountain West

### Quick Hits

- A non-scholarship player who has appeared in 11 games (11-0) in his three seasons as an Aztec.
- Twin brother Triston is a member of the San Diego State men's basketball team.
- Son of former NBA player Chris Mills.

### As a Junior (2021-22 Season)

- Played just under two minutes off the bench vs. Cal State Fullerton (11/7).
- Saw a career-high 2:37 vs. Kennesaw State (12/12), where he grabbed his first rebound and had his first steal of the season.

### As a Sophomore (2021-22 Season)

- Appeared in a career-high five games and played for a career-high eight minutes.
- Grabbed his first four career rebounds, three on the offensive glass vs. Long Beach State (11/30), UC San Diego (12/22) and San Jose State (2/25).
- Defensive rebounds came against UNLV (1/24).
- Had an assist and steal vs. San Jose State (2/25).

### As a Freshman (2020-21 Season)

- Made his collegiate debut vs. St. Katherine (12/2) playing one minute.
- Made his second appearance and attempted his first shot of the season vs. Wyoming (1/28).
- Appeared in back-to-back games for the first time in his career vs. Wyoming on 1/28 & 1/30.
- Dished out the first assists of his college career vs. San Jose State (2/8).

### 2019-20 Season

- A member of the team's practice squad, which helped the Aztecs to a 30-2 record, its 12th MW crown and a ranking as high as No. 4.

### High School

- A graduate of Tesoro High School in Ladera Ranch, Calif.
- As a high school senior (2018-19) led the team to the Sea View League (SVL) title averaging 12.0 points and 5.0 assists (according to MaxPreps.com) and named the SVL's Most Valuable Player.
- Competed in CIF Southern Section playoffs in each of his two varsity seasons (2017-18 & 2018-19).
- Competed in the North-South Orange County All-Star basketball game in 2019.

## 2022-23 GAME-BY-GAME STATISTICS

| Opponent            | GS  | MP  | FG  | 3FG | FT    | O-D-R | PF | TP | A | TO | S | B |
|---------------------|-----|-----|-----|-----|-------|-------|----|----|---|----|---|---|
| CAL STATE FULLERTON | 2   | 0-0 | 0-0 | 0-0 | 0-0-0 | 0     | 0  | 0  | 0 | 1  | 0 | 0 |
| BRIGHAM YOUNG       | DNP |     |     |     |       |       |    |    |   |    |   |   |
| at Stanford         | DNT |     |     |     |       |       |    |    |   |    |   |   |
| vs. Ohio State      | DNT |     |     |     |       |       |    |    |   |    |   |   |
| vs. Arizona         | DNT |     |     |     |       |       |    |    |   |    |   |   |
| vs. Arkansas        | DNT |     |     |     |       |       |    |    |   |    |   |   |
| UC IRVINE           | INJ |     |     |     |       |       |    |    |   |    |   |   |
| OCCIDENTAL          | INJ |     |     |     |       |       |    |    |   |    |   |   |
| TROY                | DNP |     |     |     |       |       |    |    |   |    |   |   |
| vs. Saint Mary's    | DNT |     |     |     |       |       |    |    |   |    |   |   |
| KENNESAW STATE      | 3   | 0-0 | 0-0 | 0-0 | 0-1-1 | 0     | 0  | 0  | 1 | 1  | 0 | 0 |
| UC SAN DIEGO        | DNP |     |     |     |       |       |    |    |   |    |   |   |
| AIR FORCE           |     |     |     |     |       |       |    |    |   |    |   |   |
| at UNLV             |     |     |     |     |       |       |    |    |   |    |   |   |
| at Wyoming          |     |     |     |     |       |       |    |    |   |    |   |   |
| NEVADA              |     |     |     |     |       |       |    |    |   |    |   |   |
| NEW MEXICO          |     |     |     |     |       |       |    |    |   |    |   |   |
| at Colorado State   |     |     |     |     |       |       |    |    |   |    |   |   |
| at Air Force        |     |     |     |     |       |       |    |    |   |    |   |   |
| UTAH STATE          |     |     |     |     |       |       |    |    |   |    |   |   |
| SAN JOSE STATE      |     |     |     |     |       |       |    |    |   |    |   |   |
| at Nevada           |     |     |     |     |       |       |    |    |   |    |   |   |
| BOISE STATE         |     |     |     |     |       |       |    |    |   |    |   |   |
| at Utah State       |     |     |     |     |       |       |    |    |   |    |   |   |
| UNLV                |     |     |     |     |       |       |    |    |   |    |   |   |
| at Fresno State     |     |     |     |     |       |       |    |    |   |    |   |   |
| COLORADO STATE      |     |     |     |     |       |       |    |    |   |    |   |   |
| at New Mexico       |     |     |     |     |       |       |    |    |   |    |   |   |
| at Boise State      |     |     |     |     |       |       |    |    |   |    |   |   |
| WYOMING             |     |     |     |     |       |       |    |    |   |    |   |   |

## MISCELLANEOUS STATS/SAN DIEGO STATE RECORD

| Category                | 2022-23 Season |          | Career |          |
|-------------------------|----------------|----------|--------|----------|
|                         | Games          | SDSU W/L | Games  | SDSU W/L |
| Double-Figure Scoring   | 0              | 0-0      | 0      | 0-0      |
| 15-Point Games          | 0              | 0-0      | 0      | 0-0      |
| Led SDSU in Scoring     | 0              | 0-0      | 0      | 0-0      |
| Led SDSU in Rebounding  | 0              | 0-0      | 0      | 0-0      |
| Led SDSU in Assists     | 0              | 0-0      | 0      | 0-0      |
| Multiple Three-Pointers | 0              | 0-0      | 0      | 0-0      |
| One Turnover or Less    | 2              | 2-0      | 11     | 11-0     |

| Consecutive Games          | Current | Long |
|----------------------------|---------|------|
| Consecutive Games Played   | -       | 3    |
| Without Fouling Out        | 11      | 11*  |
| Scoring A Point            | -       | -    |
| At Least One Three-Pointer | -       | -    |
| One Turnover or Less       | 11      | 11*  |

\* - Denotes an active streak

## TYLER BROUGHTON CAREER STATISTICS

| Year         | G-GS        | Min.-Avg.     | FG-FGA     | Pct.        | 3P-3PA     | Pct.        | FT-FTA     | Pct.        | OR       | DR       | Reb      | Avg.       | PF-D       | AT       | TO       | BS       | ST       | Pts      | Avg.       |
|--------------|-------------|---------------|------------|-------------|------------|-------------|------------|-------------|----------|----------|----------|------------|------------|----------|----------|----------|----------|----------|------------|
| 20-21        | 4-0         | 3-0.8         | 0-1        | .000        | 0-0        | .000        | 0-0        | .000        | 0        | 0        | 0        | 0.0        | 0-0        | 1        | 0        | 0        | 0        | 0        | 0.0        |
| 21-22        | 5-0         | 8-1.6         | 0-0        | .000        | 0-0        | .000        | 0-0        | .000        | 3        | 1        | 4        | 0.8        | 0-0        | 1        | 1        | 0        | 1        | 0        | 0.0        |
| 22-23        | 2-0         | 4-2.0         | 0-0        | .000        | 0-0        | .000        | 0-0        | .000        | 0        | 1        | 1        | 0.5        | 0-0        | 0        | 2        | 0        | 1        | 0        | 0.0        |
| <b>TOTAL</b> | <b>11-0</b> | <b>15-1.4</b> | <b>0-1</b> | <b>.000</b> | <b>0-0</b> | <b>.000</b> | <b>0-0</b> | <b>.000</b> | <b>3</b> | <b>2</b> | <b>5</b> | <b>0.5</b> | <b>0-0</b> | <b>2</b> | <b>3</b> | <b>0</b> | <b>2</b> | <b>0</b> | <b>0.0</b> |

## SEASON HIGHS

### Points

Season 6 vs. Kennesaw State (12/12/22)

### Rebounds

Season 8 vs. Occidental (12/2/22)

### Assists

Season 3 vs. Kennesaw State (12/12/22)  
3 vs. Occidental (12/2/22)

### Field Goals

Season 2 vs. Kennesaw State (12/12/22)  
2 vs. Occidental (12/2/22)

### Field Goals Attempted

Season 5 vs. Kennesaw State (12/12/22)  
5 vs. Occidental (12/2/22)

### Three-Point Field Goals

Season 2 vs. Kennesaw State (12/12/22)

### Three-Point FG Attempted

Season 4 vs. Kennesaw State (12/12/22)

### Free Throws

Season 2 vs. UC San Diego (12/20/22)

### Free Throws Attempted

Season 2 vs. UC San Diego (12/20/22)  
2 vs. Occidental (12/2/22)

### Steals

Season

### Blocked Shots

Season 1 vs. Occidental (12/2/22)

### Minutes Played

Season 24:58 vs. Occidental (12/2/22)



# 25 • ELIJAH SAUNDERS

FORWARD • 6-8 • 240 • FRESHMAN - HS  
PHOENIX, ARIZ. (SUNNYSLOPE HIGH)

### Quick Hits

- A four-star prospect by 247Sports.com who was ranked No. 115 at his position nationally and No. 23 at power forward and No. 8 in Arizona.

### As a Freshman (2022-23)

- Made his collegiate debut vs. Cal State Fullerton (11/7) playing nine minutes.
- Scored his first collegiate points vs. Occidental (12/2), also hauled in a game-best eight rebounds and recorded three assists.
- In hitting his first two 3-ptrs of the year, set a season-best w/ 6 points vs. Kennesaw State (12/12).

### High School

- A 2022 graduate of Sunnyslope High School in Phoenix, Arizona.
- As a senior, averaged 22.3 points, 8.4 rebounds, and 2.4 assists per game according to *MaxPreps* and had 11 double doubles.
- Physically is ready to play immediately and can score from all three levels.
- In three seasons at Sunnyslope, according to *MaxPreps*, his teams went 69-10, including 23-3 in league play & never finished worse than second place and won the 2021 6A state championship and 2021-22 6A Southwest title finishing ranked No. 6 in the state.
- The *Arizona Republic* honored him with inclusion on its All-Arizona team following both his junior and senior campaigns.
- Chose San Diego State over the likes of Miami, Notre Dame, South Carolina, St. John's and Virginia, and multiple teams in the Mountain West.

### Trending

- In his last two games is averaging 4.0 points on 33.3 percent shooting (2-of-6) from the floor, 40.0 percent (2-of-5) from the bonus distance, with 1.5 rebounds and 2.0 assists.

## 2022-23 GAME-BY-GAME STATISTICS

| Opponent            | GS  | MP  | FG  | 3FG | FT    | O-D-R | PF | TP | A | TO | S | B |
|---------------------|-----|-----|-----|-----|-------|-------|----|----|---|----|---|---|
| CAL STATE FULLERTON | 9   | 0-2 | 0-2 | 0-0 | 0-0-0 | 1     | 0  | 0  | 1 | 0  | 0 | 0 |
| BRIGHAM YOUNG       | DNP |     |     |     |       |       |    |    |   |    |   |   |
| at Stanford         | DNP |     |     |     |       |       |    |    |   |    |   |   |
| vs. Ohio State      | DNP |     |     |     |       |       |    |    |   |    |   |   |
| vs. Arizona         | 4   | 0-2 | 0-1 | 0-0 | 0-0-0 | 1     | 0  | 0  | 0 | 0  | 0 | 0 |
| vs. Arkansas        | DNP |     |     |     |       |       |    |    |   |    |   |   |
| UC IRVINE           | DNP |     |     |     |       |       |    |    |   |    |   |   |
| OCCIDENTAL          | 25  | 2-5 | 0-1 | 0-2 | 3-5-8 | 0     | 4  | 3  | 2 | 0  | 1 | 0 |
| TROY                | 3   | 0-0 | 0-0 | 0-0 | 0-1-1 | 0     | 0  | 0  | 1 | 0  | 0 | 0 |
| vs. Saint Mary's    | DNP |     |     |     |       |       |    |    |   |    |   |   |
| KENNESAW STATE      | 15  | 2-5 | 2-4 | 0-1 | 1-2-3 | 0     | 6  | 3  | 1 | 0  | 0 | 0 |
| UC SAN DIEGO        | 10  | 0-1 | 0-1 | 2-2 | 0-0-0 | 0     | 2  | 1  | 1 | 0  | 0 | 0 |
| AIR FORCE           |     |     |     |     |       |       |    |    |   |    |   |   |
| at UNLV             |     |     |     |     |       |       |    |    |   |    |   |   |
| at Wyoming          |     |     |     |     |       |       |    |    |   |    |   |   |
| NEVADA              |     |     |     |     |       |       |    |    |   |    |   |   |
| NEW MEXICO          |     |     |     |     |       |       |    |    |   |    |   |   |
| at Colorado State   |     |     |     |     |       |       |    |    |   |    |   |   |
| at Air Force        |     |     |     |     |       |       |    |    |   |    |   |   |
| UTAH STATE          |     |     |     |     |       |       |    |    |   |    |   |   |
| SAN JOSE STATE      |     |     |     |     |       |       |    |    |   |    |   |   |
| at Nevada           |     |     |     |     |       |       |    |    |   |    |   |   |
| BOISE STATE         |     |     |     |     |       |       |    |    |   |    |   |   |
| at Utah State       |     |     |     |     |       |       |    |    |   |    |   |   |
| UNLV                |     |     |     |     |       |       |    |    |   |    |   |   |
| at Fresno State     |     |     |     |     |       |       |    |    |   |    |   |   |
| COLORADO STATE      |     |     |     |     |       |       |    |    |   |    |   |   |
| at New Mexico       |     |     |     |     |       |       |    |    |   |    |   |   |
| at Boise State      |     |     |     |     |       |       |    |    |   |    |   |   |
| WYOMING             |     |     |     |     |       |       |    |    |   |    |   |   |

## MISCELLANEOUS STATS/SAN DIEGO STATE RECORD

| Category                | 2022-23 Season |          | Career |          |
|-------------------------|----------------|----------|--------|----------|
|                         | Games          | SDSU W/L | Games  | SDSU W/L |
| Double-Figure Scoring   | 0              | 0-0      | 0      | 0-0      |
| 15-Point Games          | 0              | 0-0      | 0      | 0-0      |
| Led SDSU in Scoring     | 0              | 0-0      | 0      | 0-0      |
| Led SDSU in Rebounding  | 1              | 1-0      | 1      | 1-0      |
| Led SDSU in Assists     | 0              | 0-0      | 0      | 0-0      |
| Multiple Three-Pointers | 1              | 1-0      | 1      | 1-0      |
| One Turnover or Less    | 5              | 4-1      | 5      | 4-1      |

| Consecutive Games          | Current | Long |
|----------------------------|---------|------|
| Consecutive Games Played   | 2       | 2*   |
| Without Fouling Out        | 6       | 6*   |
| Scoring A Point            | 2       | 2*   |
| At Least One Three-Pointer | -       | 1    |
| One Turnover or Less       | 3       | 3*   |

\* - Denotes an active streak

## SAUNDERS CAREER STATISTICS

| Year  | G-GS | Min.-Avg. | FG-FGA | Pct. | 3P-3PA | Pct. | FT-FTA | Pct. | OR | DR | Reb | Avg. | PF-D | AT | TO | BS | ST | Pts | Avg. |
|-------|------|-----------|--------|------|--------|------|--------|------|----|----|-----|------|------|----|----|----|----|-----|------|
| 22-23 | 6-0  | 66-11.0   | 4-15   | .267 | 2-9    | .222 | 2-5    | .400 | 4  | 8  | 12  | 2.0  | 2-0  | 7  | 6  | 1  | 0  | 12  | 2.0  |

| SEASON/CAREER HIGHS             |   |
|---------------------------------|---|
| <b>Points</b>                   |   |
| Season                          | 18 vs. UC Irvine (11/29/22)               |
| Career                          | 19 vs. UC San Diego (12/22/21)            |
| <b>Rebounds</b>                 |   |
| Season                          | 10 vs. Brigham Young (11/11/22)           |
| Career                          | 15 at Arizona State (12/10/20)            |
| <b>Assists</b>                  |   |
| Season                          | 2 vs. Troy (12/5/22)                      |
| Career                          | 4 vs. San José State (3/2/19)             |
| <b>Field Goals</b>              |   |
| Season                          | 7 vs. UC Irvine (11/29/22)                |
| Career                          | 9 vs. UC San Diego (12/22/21)             |
| <b>Field Goals Attempted</b>    |   |
| Season                          | 11 vs. UC Irvine (11/29/22)               |
| Career                          | 14 at UNLV (1/1/22)                       |
| <b>Three-Point Field Goals</b>  |   |
| Season                          | 1 vs. UC San Diego (12/20/22)             |
| Career                          | 1 - 2x, last: vs. UC San Diego (12/20/22) |
| <b>Three-Point FG Attempted</b> |   |
| Season                          | 1 vs. UC San Diego (12/20/22)             |
| Career                          | 2 at Arizona State (12/10/20)             |
| <b>Free Throws</b>              |   |
| Season                          | 6 vs. Brigham Young (11/11/22)            |
| Career                          | 8 vs. Nevada (1/7/21)                     |
| <b>Free Throws Attempted</b>    |   |
| Season                          | 8 vs. Brigham Young (11/11/22)            |
| Career                          | 12 at Brigham Young (11/12/21)            |
| <b>Steals</b>                   |   |
| Season                          | 4 vs. Brigham Young (11/11/22)            |
| Career                          | 5 vs. New Mexico (1/31/22)                |
| <b>Blocked Shots</b>            |   |
| Season                          | 4 vs. Ohio State (11/21/22)               |
| Career                          | 6 vs. Saint Mary's (12/2/20)              |
| <b>Minutes Played</b>           |   |
| Season                          | 30:38 vs. Troy (12/5/22)                  |
| Career                          | 34:12 vs. Utah State (2/15/22)            |



# 31 • NATHAN MENSAH (MEN-suh)

FORWARD • 6-10 • 230 • SENIOR - 4L  
LABADI, ACCRA, GHANA (FINDLEY PREP (NEV.))

**2021-22**  
Mountain West Defensive Player of the Year, Mountain West All-Defensive Team, Third-Team All-Mountain West  
**2020-21**  
Honorable Mention All-Mountain West, Mountain West All-Defensive Team, Dr. Jim Malik Academic Achievement Award, Aztec Scholar-Athlete

## Quick Hits

- Utilizing the extra year of eligibility offered by the NCAA due to the COVID-19 pandemic.
- Entered the season with 171 career blocks (No. 3 on the program's career list), currently at 190.
- Is 10 blocks from becoming the second player in program history to achieve 800 points, 700 rebounds and 200 blocked shots (also: Leonard Allen - 1982-85) in his career.**
- One of two active Division I players who have amassed at least 816 points, 738 rebounds, 190 blocks and hit a 3-pointer & the only one playing for the school where he started his college career.

## As a Senior (2022-23 Season)

- MW Rankings:** No. 3 in blocks, No. 7 in offensive rebounds, No. 10 in rebounds, No. 13 in defensive rebounds  
**NCAA Rankings:** No. 73 in blocks, No. 86 in blocks per game
- Totalled 10 points, on 5-of-6 from the floor, and grabbed 6 rebounds vs. Cal State Fullerton (11/7).
  - 14-point, 10 rebound double double vs. Brigham Young (11/11) is his first of the campaign and seventh of his career.
  - Posted a season-high 18 points off of 7-11 (63.6%) shooting from the floor in the win over UC Irvine (11/29).
  - Knocked down his first 3-point attempts on the year, vs. UC San Diego (12/20).

## As a Senior (2021-22 Season)

- MW Rankings:** No. 1 in blocks, No. 5 in offensive rebs, No. 7 in rebounds, No. 11 in defensive rebounds, No. 15 in steals.  
**NCAA Rankings:** No. 26 in blocks, No. 30 in blocks per game, No. 146 in offensive rebounds per game, No. 166 in rebounds, No. 168 in rebounds per game, No. 304 in defensive rebounds per game
- Was one of five players nationally who are 6-10 or taller to block at least 71 shots and make at least one 3-pointer.
  - Against Long Beach State (11/30) grabbed 11 rebounds without scoring a point and became the only Aztec to grab double digit boards without appearing in the scoring column, since the start of the 1996-97 season.
  - Recorded a block in 30-of-32 appearances & had at least two blocks in 22 contests (SDSU was 16-6 in those games).

## As a Junior (2020-21 Season)

- MW Rankings:** 3rd in blocks, 9th in offensive rebounds, 9th in rebounds, 14th in defensive rebounds  
**NCAA Rankings:** 64th in blocks, 97th in blocks per game, 170th in rebounds, 251st in offensive rebounds per game, 314th in rebounds per game, 333rd in double doubles
- Led the team in field goal percentage, offensive, defensive and overall rebounds, and blocks.
  - Recorded his fifth and sixth career double doubles.
  - Was one of three players in Div. I, to record at least 18 points, 13 rebounds and 6 blocks in a game and had the best shooting .889 (8-of-9 FGs) & free throw percentage 1.000 (2-of-2).
  - Had nine games with multiple blocks including a career-high six vs. Saint Mary's (12/22).

## As A Sophomore (2019-20 Season)

- Despite the limited number of games his 22 blocks would have still ranked ninth in the MW and extrapolated out to 32 games, he would have led the league with 54.
- Shot a team-leading 61.7 percent (37-of-60), regardless of the number of games played.

## As a Freshman (2018-19 Season)

- MW Rankings:** 5th in blocks, 10th in offensive rebounds, 16th in rebounds.
- 187 rebounds and a team-leading 39 blocks rank eighth and fourth, respectively, in SDSU's Division I freshman record book.
  - Shot a team-high .541 (72-of-133) from the floor; the only player to shoot over .500 with a minimum of 100 shot attempts.
  - Scored a season-high 16 points on 7-of-7 shooting against New Mexico, equaling a MW & Viejas Arena single-game field goal percentage record.

## Trending

- Only Aztec, since 1996-97, to shoot 100 percent with a minimum 3 FGA and 7 rebounds in a game. Has done it three times incl. vs. Arizona (11/21).
- Has at least one block in 48 of his last 53 games, including two or more in 28 of those 48 outings.
- Has shot at least 50.0 percent in 10-of-12 games this season & for his career, when he shoots at least 40.0 percent, SDSU is 67-21.
- In seven career double doubles, averages 13.9 points on 65.5 percent shooting (38-of-58) and 11.7 boards, and the Aztecs are 6-1 in those contests.
- After a medical issue in 2019-20 which cost him the last 19 games of the season, has played in 72 straight, the most among active Aztecs who have only played for SDSU in his career.

## 2022-23 GAME-BY-GAME STATISTICS

| Opponent            | GS | MP | FG   | 3FG | FT  | O-D-R  | PF | TP | A | TO | S | B |
|---------------------|----|----|------|-----|-----|--------|----|----|---|----|---|---|
| CAL STATE FULLERTON | *  | 23 | 5-6  | 0-0 | 0-0 | 1-5-6  | 3  | 10 | 0 | 0  | 1 | 1 |
| BRIGHAM YOUNG       | *  | 28 | 4-6  | 0-0 | 6-8 | 4-6-10 | 2  | 14 | 1 | 1  | 4 | 3 |
| at Stanford         | *  | 22 | 1-2  | 0-0 | 1-1 | 1-5-6  | 2  | 2  | 0 | 3  | 0 | 0 |
| vs. Ohio State      | *  | 23 | 1-3  | 0-0 | 0-0 | 2-3-5  | 2  | 2  | 0 | 1  | 0 | 4 |
| vs. Arizona         | *  | 24 | 3-3  | 0-0 | 3-4 | 3-4-7  | 2  | 9  | 0 | 0  | 2 | 1 |
| vs. Arkansas        | *  | 11 | 1-2  | 0-0 | 0-0 | 1-3-4  | 5  | 2  | 1 | 2  | 1 | 0 |
| UC IRVINE           | *  | 26 | 7-11 | 0-0 | 4-6 | 1-5-6  | 2  | 18 | 0 | 2  | 1 | 2 |
| OCCIDENTAL          | *  | 9  | 2-4  | 0-0 | 0-0 | 1-1-2  | 0  | 4  | 1 | 0  | 1 | 1 |
| TROY                | *  | 31 | 3-5  | 0-0 | 1-2 | 4-5-9  | 0  | 7  | 2 | 1  | 1 | 1 |
| vs. Saint Mary's    | *  | 18 | 2-4  | 0-0 | 0-0 | 2-2-4  | 5  | 4  | 0 | 2  | 0 | 1 |
| KENNESAW STATE      | *  | 19 | 2-4  | 0-0 | 2-2 | 1-8-9  | 1  | 6  | 0 | 0  | 0 | 3 |
| UC SAN DIEGO        |    | 17 | 2-7  | 1-1 | 1-2 | 0-3-3  | 1  | 6  | 0 | 4  | 1 | 2 |
| AIR FORCE           |    |    |      |     |     |        |    |    |   |    |   |   |
| at UNLV             |    |    |      |     |     |        |    |    |   |    |   |   |
| at Wyoming          |    |    |      |     |     |        |    |    |   |    |   |   |
| NEVADA              |    |    |      |     |     |        |    |    |   |    |   |   |
| NEW MEXICO          |    |    |      |     |     |        |    |    |   |    |   |   |
| at Colorado State   |    |    |      |     |     |        |    |    |   |    |   |   |
| at Air Force        |    |    |      |     |     |        |    |    |   |    |   |   |
| UTAH STATE          |    |    |      |     |     |        |    |    |   |    |   |   |
| SAN JOSE STATE      |    |    |      |     |     |        |    |    |   |    |   |   |
| at Nevada           |    |    |      |     |     |        |    |    |   |    |   |   |
| BOISE STATE         |    |    |      |     |     |        |    |    |   |    |   |   |
| at Utah State       |    |    |      |     |     |        |    |    |   |    |   |   |
| UNLV                |    |    |      |     |     |        |    |    |   |    |   |   |
| at Fresno State     |    |    |      |     |     |        |    |    |   |    |   |   |
| COLORADO STATE      |    |    |      |     |     |        |    |    |   |    |   |   |
| at New Mexico       |    |    |      |     |     |        |    |    |   |    |   |   |
| at Boise State      |    |    |      |     |     |        |    |    |   |    |   |   |
| WYOMING             |    |    |      |     |     |        |    |    |   |    |   |   |

## MISCELLANEOUS STATS/SAN DIEGO STATE RECORD

| 2022-23 Season Category  | Games   | Career SDSU W/L | Games | SDSU W/L |
|--------------------------|---------|-----------------|-------|----------|
| Double-Figure Scoring    | 3       | 3-0             | 30    | 25-5     |
| 15-Point Games           | 1       | 1-0             | 8     | 7-1      |
| 10-Rebounding Games      | 1       | 1-0             | 16    | 14-2     |
| Double-Doubles           | 1       | 1-0             | 7     | 6-1      |
| Led SDSU in Scoring      | 1       | 1-0             | 9     | 5-4      |
| Led SDSU in Rebounding   | 8       | 7-1             | 49    | 38-11    |
| Led SDSU in Assists      | 0       | 0-0             | 1     | 1-0      |
| One Turnover or Less     | 7       | 6-1             | 87    | 63-24    |
| Consecutive Games        | Current | Long            |       |          |
| Double-Figure Scoring    | -       | 4               |       |          |
| Double-Figure Rebounding | -       | 2               |       |          |
| Consecutive Games Played | 72      | 72*             |       |          |
| Without Fouling Out      | 2       | 24              |       |          |
| Scoring A Point          | 12      | 33              |       |          |
| With A Block             | 6       | 24              |       |          |
| One Turnover or Less     | -       | 15              |       |          |

\* - Denotes an active streak

## IN THE SDSU RECORD BOOK

### CAREER

#### Blocked Shots

No. 3 - 190

#### Field Goal Percentage

No. 8 - .5430

#### Rebounds

No. 5 - 738

#### Conference Victories

No. 7-15 - 40

#### Starts

No. 11 - 103

#### Games

No. 16 - 119

### SINGLE SEASON

#### Blocked Shots

No. 6 - 71 (2021-22)

#### Field Goal Percentage

No. 13 - .578 (2020-21)

### FRESHMAN

#### Blocked Shots

No. 4 - 39

#### Rebounds

No. 8 - 187

## MENSAH CAREER STATISTICS

| Year         | G-GS           | Min.-Avg.         | FG-FGA         | Pct.        | 3P-3PA     | Pct.        | FT-FTA         | Pct.        | OR         | DR         | Reb        | Avg.       | PF-D          | AT        | TO         | BS         | ST        | Pts        | Avg.       |
|--------------|----------------|-------------------|----------------|-------------|------------|-------------|----------------|-------------|------------|------------|------------|------------|---------------|-----------|------------|------------|-----------|------------|------------|
| 18-19        | 34-20          | 642-18.9          | 72-133         | .541        | 0-0        | .000        | 46-65          | .708        | 80         | 107        | 187        | 5.5        | 94-4          | 20        | 22         | 39         | 9         | 190        | 5.6        |
| 19-20        | 13-13          | 263-20.2          | 37-60          | .617        | 0-0        | .000        | 16-25          | .640        | 27         | 62         | 89         | 6.8        | 30-0          | 4         | 14         | 22         | 10        | 90         | 6.9        |
| 20-21        | 28-27          | 600-21.4          | 88-152         | .579        | 0-3        | .000        | 51-85          | .600        | 56         | 114        | 170        | 6.1        | 75-2          | 16        | 32         | 39         | 16        | 227        | 8.1        |
| 21-22        | 32-32          | 791-24.7          | 92-191         | .482        | 1-4        | .250        | 40-75          | .533        | 76         | 145        | 221        | 6.9        | 89-4          | 20        | 40         | 71         | 27        | 225        | 7.0        |
| 22-23        | 12-11          | 252-21.0          | 33-57          | .579        | 1-1        | 1.000       | 17-25          | .680        | 21         | 50         | 71         | 5.9        | 25-2          | 5         | 16         | 19         | 12        | 84         | 7.0        |
| <b>TOTAL</b> | <b>119-103</b> | <b>2,549-21.4</b> | <b>322-593</b> | <b>.543</b> | <b>2-8</b> | <b>.250</b> | <b>170-275</b> | <b>.618</b> | <b>260</b> | <b>478</b> | <b>738</b> | <b>6.2</b> | <b>313-12</b> | <b>65</b> | <b>124</b> | <b>190</b> | <b>74</b> | <b>816</b> | <b>6.9</b> |

## SEASON/CAREER HIGHS

### Points

|        |                           |
|--------|---------------------------|
| Season | 8 vs. Troy (12/5/22)      |
| Career | 14 at Air Force (1/22/21) |

### Rebounds

|        |                               |
|--------|-------------------------------|
| Season | 5 vs. Troy (12/5/22)          |
| Career | 8 at Colorado State (2/4/22)  |
|        | 8 vs. Colorado State (1/8/22) |
|        | 8 at UNLV (1/1/22)            |

### Assists

|        |                               |
|--------|-------------------------------|
| Season | 4 vs. Saint Mary's (12/10/22) |
| Career | 4 vs. Saint Mary's (12/10/22) |

### Field Goals

|        |                          |
|--------|--------------------------|
| Season | 4 vs. Troy (12/5/22)     |
| Career | 5 at Air Force (1/22/21) |

### Field Goals Attempted

|        |                               |
|--------|-------------------------------|
| Season | 5 vs. Saint Mary's (12/10/22) |
|        | 5 vs. Troy (12/5/22)          |
| Career | 9 vs. UCLA (11/25/20)         |
|        | 9 at Brigham Young (11/9/19)  |

### Three-Point Field Goals

|        |  |
|--------|--|
| Season |  |
| Career | 1 - 8x; last: vs. Colorado St. (3/11/22) |

### Three-Point FG Attempted

|        |                                |
|--------|--------------------------------|
| Season | 1 vs. Arizona (11/22/22)       |
|        | 1 vs. Brigham Young (11/11/22) |
| Career | 3 vs. Pepperdine (12/6/20)     |

### Free Throws

|        |                             |
|--------|-----------------------------|
| Season | 2 vs. Ohio State (11/21/22) |
| Career | 4 at Air Force (1/22/21)    |
|        | 4 vs. UC Irvine (11/27/20)  |
|        | 4 vs. Brown (12/29/18)      |

### Free Throws Attempted

|        |                                     |
|--------|-------------------------------------|
| Season | 2 vs. Arkansas (11/23/22)           |
|        | 2 vs. Ohio State (11/21/22)         |
|        | 2 vs. Brigham Young (11/11/22)      |
|        | 2 vs. Cal State Fullerton (11/7/22) |
| Career | 8 vs. UC Irvine (11/27/20)          |

### Steals

|        |                               |
|--------|-------------------------------|
| Season | 3 at Stanford (11/15/22)      |
| Career | 4 at UNLV (1/1/22)            |
|        | 4 at Colorado State (2/12/19) |

### Blocked Shots

|        |                                    |
|--------|------------------------------------|
| Season | 1 vs. Saint Mary's (12/10/22)      |
|        | 1 vs. Arkansas (11/23/22)          |
| Career | 2 - 8x; last: at Wyoming (2/28/22) |

### Minutes Played

|        |                               |
|--------|-------------------------------|
| Season | 28:09 vs. Arkansas (11/23/22) |
| Career | 30:34 vs. Creighton (3/17/22) |

## IN THE SDSU RECORD BOOK

### CAREER

#### Victories

No. 17 - 79

#### Conference Victories

No. 15 - 40

## AROP CAREER STATISTICS

| Year         | G-GS         | Min.-Avg.         | FG-FGA         | Pct.        | 3P-3PA      | Pct.        | FT-FTA        | Pct.        | OR         | DR         | Reb        | Avg.       | PF-D         | AT        | TO        | BS        | ST        | Pts        | Avg.       |
|--------------|--------------|-------------------|----------------|-------------|-------------|-------------|---------------|-------------|------------|------------|------------|------------|--------------|-----------|-----------|-----------|-----------|------------|------------|
| 18-19        | 31-0         | 453-14.6          | 37-83          | .446        | 3-15        | .200        | 19-31         | .613        | 34         | 49         | 83         | 2.7        | 48-1         | 30        | 26        | 18        | 17        | 96         | 3.1        |
| 19-20        | 22-0         | 218-9.9           | 32-64          | .500        | 0-6         | .000        | 5-8           | .625        | 26         | 24         | 50         | 2.3        | 23-0         | 8         | 13        | 5         | 8         | 69         | 3.1        |
| 20-21        | 20-7         | 278-13.9          | 33-68          | .485        | 2-13        | .154        | 15-31         | .484        | 30         | 16         | 46         | 2.3        | 45-0         | 13        | 18        | 3         | 14        | 83         | 4.2        |
| 21-22        | 25-0         | 375-15.0          | 37-81          | .457        | 3-9         | .333        | 11-25         | .440        | 39         | 43         | 82         | 3.3        | 36-0         | 13        | 21        | 7         | 25        | 88         | 3.5        |
| 22-23        | 11-0         | 167-15.2          | 24-33          | .727        | 0-2         | .000        | 3-8           | .375        | 12         | 15         | 27         | 2.5        | 21-0         | 12        | 7         | 2         | 8         | 51         | 4.6        |
| <b>TOTAL</b> | <b>109-7</b> | <b>1,491-13.7</b> | <b>163-329</b> | <b>.495</b> | <b>8-45</b> | <b>.178</b> | <b>53-103</b> | <b>.515</b> | <b>141</b> | <b>147</b> | <b>288</b> | <b>2.6</b> | <b>173-1</b> | <b>76</b> | <b>85</b> | <b>35</b> | <b>72</b> | <b>387</b> | <b>3.6</b> |



# 33 • AGUEK AROP (ah-GWOOK ah-ROPE)

FORWARD • 6-6 • 220 • SENIOR - 4L  
OMAHA, NEB. (OMAHA SOUTH HIGH)

### Quick Hits

- Is utilizing the extra year of eligibility offered by the NCAA due to the COVID-19 pandemic.
- **Generally does not practice, to limit wear and tear on his body.**
- In 63-of-109 career games, his defensive boards are fewer than or equal to his offensive rebounds.
- **When he totals more offensive than defensive boards in a game (34 times), SDSU is 27-7 and in games where his offensive rebounds are greater than or equal his defensive numbers (63 times) SDSU is 50-13.**
- Grabbed 95 offensive rebounds in 869 minutes in the previous three seasons, an average of 4.4 offensive boards per 40 minutes played.
- In the previous three years has pulled down more offensive (95) than defensive rebounds (83).
- Does all the little things that don't end up in the box score, but are needed to win games.

### As a Senior (2022-23 Season)

- In 10 minutes vs. Cal State Fullerton (11/7) scored 2 pts, grabbed a rebound & had a steal.
- Against Brigham Young, became the third Aztec on the roster to play in at least 100 career games for SDSU.
- Picked up a then season-best six points on 3-of-3 shooting from the floor vs. Stanford (11/15).
- Against Arkansas (11/23) scored a season-best 7 pts, the 5th time (4-1) in his career where he shot 100 percent in a game w/ a minimum of 3 FGA.
- Dished out a career-high 4 assists vs. Saint Mary's (12/10).

### As a Senior (2021-22 Season)

#### MW Rankings: No. 10 in offensive rebounds

- Appeared in 24 games, the most since he played in 31 as a freshman.
- Matched single-season bests for field goals (37) and 3-pointers (3) and set a new career-high with 25 steals.
- Snatched 39 offensive boards, a single-season high, and his 82 total rebounds was one off his career-best.
- Set a career-high at UNLV (1/1) with 8 rebounds and then matched it vs. Colorado State (1/8), & at Colorado State (2/4).

### As a Junior (2020-21 Season)

- Limited to 20 games, including earning his first seven career starts.
- Averaged 4.2 points and 2.3 rebounds in 13.9 minutes per game.
- Shot 33-of-68 (48.5 percent), 2-of-13 from distance, & 15-of-31 from the line.
- In 9-of-20 games, totaled more offensive than defensive boards, including a season and career-high five offensive boards vs. San Jose State (2/8).
- For the second consecutive season grabbed more offensive (30) than defensive rebounds (16).
- Scored a career-high 14 points at Air Force (1/22) where he went 5-of-5 from the floor and 4-of-6 from the line.

### As a Sophomore (2019-20 Season)

- Due to injury was limited to 22 games, all off the bench.
- The only Aztec to record more offensive rebounds (26) than defensive boards (24).
- In 11-of-22 games he had either more offensive than defensive rebounds or the two stats were equal.
- Season-best two blocks came versus Utah State, in the MW championship game (3/7).

### As a Freshman (2018-19 Season)

- Had at least one offensive rebound in 10-of-11 games to finish the season.
- Enjoyed two games in double figure scoring; vs. Brown (11 pts.) and vs. New Mexico (10 pts.).
- Had 83 rebounds in just 453 minutes this season (7.3 rebounds per 40 minutes).

### Trending

- **When he grabs at least one offensive rebound, the Aztecs are 54-20, and when he has two or more offensive boards, SDSU has a 29-9 record.**
- Has shot .500 or better in 10-of-12 appearances this season and in 54 career games is 43-11 when he shoots at least .500 from the field.
- Is playing a career-high 15.4 minutes per game in 2022-23.
- **For his career, per 40 minutes played, averages 10.4 points, 7.7 rebounds, 2.0 assists, 1.7 steals and 0.9 blocks.**

## 2022-23 GAME-BY-GAME STATISTICS

| Opponent            | GS  | MP  | FG  | 3FG | FT    | O-D-R | PF | TP | A | TO | S | B |
|---------------------|-----|-----|-----|-----|-------|-------|----|----|---|----|---|---|
| CAL STATE FULLERTON | 10  | 1-1 | 0-0 | 0-2 | 0-1-1 | 2     | 2  | 0  | 1 | 1  | 0 | 0 |
| BRIGHAM YOUNG       | 16  | 1-3 | 0-1 | 0-2 | 1-3-4 | 2     | 2  | 1  | 0 | 1  | 0 | 0 |
| at Stanford         | 12  | 3-3 | 0-0 | 0-0 | 0-0-0 | 4     | 6  | 2  | 1 | 3  | 0 | 0 |
| vs. Ohio State      | 17  | 2-3 | 0-0 | 2-2 | 1-3-4 | 1     | 6  | 2  | 1 | 1  | 0 | 0 |
| vs. Arizona         | 18  | 3-4 | 0-1 | 0-0 | 1-2-3 | 1     | 6  | 0  | 1 | 0  | 0 | 0 |
| vs. Arkansas        | 28  | 3-3 | 0-0 | 1-2 | 1-2-3 | 4     | 7  | 1  | 0 | 0  | 0 | 1 |
| UC IRVINE           | 12  | 1-2 | 0-0 | 0-0 | 1-2-3 | 1     | 2  | 0  | 0 | 0  | 0 | 0 |
| OCCIDENTAL          | DNP |     |     |     |       |       |    |    |   |    |   |   |
| TROY                | 20  | 4-5 | 0-0 | 0-0 | 3-2-5 | 2     | 8  | 1  | 1 | 1  | 0 | 0 |
| vs. Saint Mary's    | 21  | 3-5 | 0-0 | 0-0 | 3-0-3 | 2     | 6  | 4  | 1 | 1  | 1 | 1 |
| KENNESAW STATE      | 5   | 1-2 | 0-0 | 0-0 | 0-0-0 | 2     | 2  | 1  | 1 | 0  | 0 | 0 |
| UC SAN DIEGO        | 10  | 2-2 | 0-0 | 0-0 | 1-0-1 | 0     | 4  | 0  | 0 | 0  | 0 | 0 |
| AIR FORCE           |     |     |     |     |       |       |    |    |   |    |   |   |
| at UNLV             |     |     |     |     |       |       |    |    |   |    |   |   |
| at Wyoming          |     |     |     |     |       |       |    |    |   |    |   |   |
| NEVADA              |     |     |     |     |       |       |    |    |   |    |   |   |
| NEW MEXICO          |     |     |     |     |       |       |    |    |   |    |   |   |
| at Colorado State   |     |     |     |     |       |       |    |    |   |    |   |   |
| at Air Force        |     |     |     |     |       |       |    |    |   |    |   |   |
| UTAH STATE          |     |     |     |     |       |       |    |    |   |    |   |   |
| SAN JOSE STATE      |     |     |     |     |       |       |    |    |   |    |   |   |
| at Nevada           |     |     |     |     |       |       |    |    |   |    |   |   |
| BOISE STATE         |     |     |     |     |       |       |    |    |   |    |   |   |
| at Utah State       |     |     |     |     |       |       |    |    |   |    |   |   |
| UNLV                |     |     |     |     |       |       |    |    |   |    |   |   |
| at Fresno State     |     |     |     |     |       |       |    |    |   |    |   |   |
| COLORADO STATE      |     |     |     |     |       |       |    |    |   |    |   |   |
| at New Mexico       |     |     |     |     |       |       |    |    |   |    |   |   |
| at Boise State      |     |     |     |     |       |       |    |    |   |    |   |   |
| WYOMING             |     |     |     |     |       |       |    |    |   |    |   |   |

## MISCELLANEOUS STATS/SAN DIEGO STATE RECORD

| Category                 | 2022-23 Season Games | SDSU W/L | Career Games | SDSU W/L |
|--------------------------|----------------------|----------|--------------|----------|
| Double-Figure Scoring    | 0                    | 0-0      | 5            | 4-1      |
| 15-Point Games           | 0                    | 0-0      | 0            | 0-0      |
| Lead SDSU in Scoring     | 0                    | 0-0      | 0            | 0-0      |
| Lead SDSU in Rebounding  | 1                    | 1-0      | 5            | 3-2      |
| Lead SDSU in Assists     | 1                    | 0-1      | 4            | 2-2      |
| Multiple Steals          | 1                    | 1-0      | 14           | 8-6      |
| One Turnover or Less     | 10                   | 7-3      | 87           | 62-25    |
| Consecutive Games        | Current              | Long     |              |          |
| Consecutive Games Played | 4                    | 17       |              |          |
| Without Fouling Out      | 106                  | 106*     |              |          |
| Scoring A Point          | 14                   | 16       |              |          |
| One Turnover or Less     | 11                   | 12       |              |          |

\* - Denotes an active streak

## SEASON/CAREER HIGHS

### Points

Season  
Career

### Rebounds

Season  
Career 1 vs. San Jose State (2/25/22)

### Assists

Season  
Career 1 vs. UNLV (1/24/22)

### Field Goals

Season  
Career

### Field Goals Attempted

Season  
Career 2 vs. UNLV (1/24/22)

### Three-Point Field Goals

Season  
Career

### Three-Point FG Attempted

Season  
Career 1 vs. San Jose State (2/25/22)

### Free Throws

Season  
Career

### Free Throws Attempted

Season  
Career

### Steals

Season  
Career

### Blocked Shots

Season  
Career

### Minutes Played

Season 1:49 vs. Cal State Fullerton (11/7/22)  
Career 2:26 vs. UNLV (1/24/22)



# 42 • TRISTON BROUGHTON

GUARD • 6-4 • 190 • JUNIOR - SQ  
LADERA RANCH, CALIF. (TESORO HIGH)

2020-21

Mountain West Scholar-Athlete, Academic All-Mountain West

## 2022-23 GAME-BY-GAME STATISTICS

| Opponent            | GS  | MP  | FG  | 3FG | FT    | O-D-R | PF | TP | A | TO | S | B |
|---------------------|-----|-----|-----|-----|-------|-------|----|----|---|----|---|---|
| CAL STATE FULLERTON | 2   | 0-0 | 0-0 | 0-0 | 0-0-0 | 0     | 0  | 0  | 0 | 0  | 0 | 0 |
| BRIGHAM YOUNG       | DNP |     |     |     |       |       |    |    |   |    |   |   |
| at Stanford         | DNT |     |     |     |       |       |    |    |   |    |   |   |
| vs. Ohio State      | DNT |     |     |     |       |       |    |    |   |    |   |   |
| vs. Arizona         | DNT |     |     |     |       |       |    |    |   |    |   |   |
| vs. Arkansas        | DNT |     |     |     |       |       |    |    |   |    |   |   |
| UC IRVINE           | INJ |     |     |     |       |       |    |    |   |    |   |   |
| OCCIDENTAL          | INJ |     |     |     |       |       |    |    |   |    |   |   |
| TROY                | DNP |     |     |     |       |       |    |    |   |    |   |   |
| vs. Saint Mary's    | DNT |     |     |     |       |       |    |    |   |    |   |   |
| KENNESAW STATE      | INJ |     |     |     |       |       |    |    |   |    |   |   |
| UC SAN DIEGO        | DNP |     |     |     |       |       |    |    |   |    |   |   |
| AIR FORCE           |     |     |     |     |       |       |    |    |   |    |   |   |
| at UNLV             |     |     |     |     |       |       |    |    |   |    |   |   |
| at Wyoming          |     |     |     |     |       |       |    |    |   |    |   |   |
| NEVADA              |     |     |     |     |       |       |    |    |   |    |   |   |
| NEW MEXICO          |     |     |     |     |       |       |    |    |   |    |   |   |
| at Colorado State   |     |     |     |     |       |       |    |    |   |    |   |   |
| at Air Force        |     |     |     |     |       |       |    |    |   |    |   |   |
| UTAH STATE          |     |     |     |     |       |       |    |    |   |    |   |   |
| SAN JOSE STATE      |     |     |     |     |       |       |    |    |   |    |   |   |
| at Nevada           |     |     |     |     |       |       |    |    |   |    |   |   |
| BOISE STATE         |     |     |     |     |       |       |    |    |   |    |   |   |
| at Utah State       |     |     |     |     |       |       |    |    |   |    |   |   |
| UNLV                |     |     |     |     |       |       |    |    |   |    |   |   |
| at Fresno State     |     |     |     |     |       |       |    |    |   |    |   |   |
| COLORADO STATE      |     |     |     |     |       |       |    |    |   |    |   |   |
| at New Mexico       |     |     |     |     |       |       |    |    |   |    |   |   |
| at Boise State      |     |     |     |     |       |       |    |    |   |    |   |   |
| WYOMING             |     |     |     |     |       |       |    |    |   |    |   |   |

### Quick Hits

- A non-scholarship player who has appeared in 9 games (9-0) in his three seasons as an Aztec.
- Twin brother Tyler is a member of the San Diego State men's basketball team.
- Son of former NBA player Chris Mills.

### As a Junior (2022-23 Season)

- Played just under two minutes vs. Cal State Fullerton (11/7).

### As a Sophomore (2021-22 Season)

- Attempted the first four shots of his career, including a single-game high two against UNLV (1/24/22).
- His first 3-point shot attempt came against San Jose State (2/25/22), where he also grabbed his first career rebound.
- Had an assist vs. UNLV (1/24/22).
- Played a career single-season high total of seven minutes in his four appearances.

### As a Freshman (2020-21 Season)

- Made his career debut vs. St. Katherine (12/2/20).
- Appeared in back-to-back games for the first time in his career vs. Wyoming on 1/28/21 & 1/30/21.

### 2019-20 Season

- A member of the team's practice squad, which helped the Aztecs to a 30-2 record, its 12th MW crown and a ranking as high as No. 4.

### High School

- A graduate of Tesoro High School in Ladera Ranch, Calif.
- Named an All-Sea View League performer as a sophomore, junior and senior.
- Helped lead the team to the Sea View League championship as a senior (2018-19) averaging 17.0 points, 6.0 rebounds and 4.0 assists per game.
- Competed in the CIF Southern Section playoffs in each of his three varsity seasons.
- Member of the championship team at the 2018 So Cal Elite Gary Raya Classic where he earned all-tournament honors.
- A three-year team captain.

## MISCELLANEOUS STATS/SAN DIEGO STATE RECORD

| Category                   | 2022-23 Season Games | SDSU W/L | Career Games | SDSU W/L |
|----------------------------|----------------------|----------|--------------|----------|
| Double-Figure Scoring      | 0                    | 0-0      | 0            | 0-0      |
| 15-Point Games             | 0                    | 0-0      | 0            | 0-0      |
| Led SDSU in Scoring        | 0                    | 0-0      | 0            | 0-0      |
| Led SDSU in Rebounding     | 0                    | 0-0      | 0            | 0-0      |
| Led SDSU in Assists        | 0                    | 0-0      | 0            | 0-0      |
| Multiple Three-Pointers    | 0                    | 0-0      | 0            | 0-0      |
| One Turnover or Less       | 1                    | 1-0      | 9            | 9-0      |
| Consecutive Games          | Current              | Long     |              |          |
| Consecutive Games Played   | -                    | 3        |              |          |
| Without Fouling Out        | 9                    | 9*       |              |          |
| Scoring A Point            | -                    | -        |              |          |
| At Least One Three-Pointer | -                    | -        |              |          |
| One Turnover or Less       | 9                    | 9*       |              |          |

\* - Denotes an active streak

## TRISTON BROUGHTON CAREER STATISTICS

| Year         | G-GS       | Min.-Avg.     | FG-FGA     | Pct.        | 3P-3PA     | Pct.        | FT-FTA     | Pct.        | OR       | DR       | Reb      | Avg.       | PF-D       | AT       | TO       | BS       | ST       | Pts      | Avg.       |
|--------------|------------|---------------|------------|-------------|------------|-------------|------------|-------------|----------|----------|----------|------------|------------|----------|----------|----------|----------|----------|------------|
| 20-21        | 4-0        | 3-0.8         | 0-0        | .000        | 0-0        | .000        | 0-0        | .000        | 0        | 0        | 0        | 0.0        | 0-0        | 0        | 0        | 0        | 0        | 0        | 0.0        |
| 21-22        | 4-0        | 7-1.8         | 0-4        | .000        | 0-1        | .000        | 0-0        | .000        | 0        | 1        | 1        | 0.3        | 2-0        | 1        | 0        | 0        | 0        | 0        | 0.0        |
| 22-23        | 1-0        | 2-2.0         | 0-0        | .000        | 0-0        | .000        | 0-0        | .000        | 0        | 0        | 0        | 0.0        | 0-0        | 0        | 0        | 0        | 0        | 0        | 0.0        |
| <b>TOTAL</b> | <b>9-0</b> | <b>12-1.3</b> | <b>0-4</b> | <b>.000</b> | <b>0-1</b> | <b>.000</b> | <b>0-0</b> | <b>.000</b> | <b>0</b> | <b>1</b> | <b>1</b> | <b>0.1</b> | <b>2-0</b> | <b>1</b> | <b>0</b> | <b>0</b> | <b>0</b> | <b>0</b> | <b>0.0</b> |





## GAME 1

### No. 19 San Diego State 80 Cal State Fullerton 57

Nov. 7, 2022 | San Diego, Calif.  
Steve Fisher Court at Viejas Arena | Att.: 11,923

**SAN DIEGO** - Darrion Trammell hit three 3-pointers during a 29-10 run to open the second half and finished with 18 points for No. 19 San Diego State, which beat Cal State Fullerton 80-57 Monday night to begin one of the most eagerly anticipated seasons in school history.

Fellow newcomer Jaedon LeDee and Lamont Butler scored 11 points apiece and Nathan Mensah had 10 for the Aztecs, who won their 10th straight opener and their 17th in 18 seasons.

Vincent Lee scored 11 and Jalen Harris 10 for the Titans, the defending Big West Conference champions.

SDSU was the preseason pick to win the Mountain West Conference and Trammell was selected preseason newcomer of the year.

"I just play basketball," Trammell said. "All the accolades are nice but I came here to win. I have bigger things on my mind, tournament dreams. I'm all about the team."

Trammell made a 3-pointer to open the game. The Titans stayed close throughout the first half and the Aztecs made only two shots in the last five minutes to lead 32-25 at halftime.

But SDSU came to life in the opening minutes of the second half. Trammell hit a 3 and Keshad Johnson and Matt Bradley had slam dunks for a 44-29 lead that prompted the Titans to call a timeout. SDSU continued to pour it on with two more 3-pointers from Trammell and 3s from Butler and Micah Parrish. The Aztecs pushed the lead to 61-35 with 11:25 to go.

"We can wear teams down," Trammell said. "We've got a very deep team. Everyone has their own thing that they do. That's definitely going to carry us deep all year."

San Diego State coach Brian Dutcher said the Aztecs had too many turnovers in the first half so he called more set plays in the second half to get them into a pattern.

"I don't want to do that. I want to run, I want to play free and I want them to make better decisions on the break," Dutcher said. "I think that will come as the season goes on."

| Cal State Fullerton | FG           | 3FG         | FT           | R         | F         | TP        | A        | TO        | S        | B        | MP         |
|---------------------|--------------|-------------|--------------|-----------|-----------|-----------|----------|-----------|----------|----------|------------|
| Lee                 | * 3-5        | 0-0         | 5-6          | 5         | 3         | 11        | 2        | 1         | 0        | 1        | 27         |
| Harris              | * 5-11       | 0-2         | 0-1          | 0         | 3         | 10        | 1        | 4         | 1        | 0        | 26         |
| Jones               | * 2-8        | 2-5         | 3-3          | 2         | 3         | 9         | 0        | 4         | 0        | 0        | 31         |
| Wrightsell Jr.      | * 3-10       | 0-6         | 2-2          | 3         | 2         | 8         | 1        | 5         | 0        | 0        | 28         |
| San Antonio         | * 1-2        | 0-0         | 0-0          | 3         | 5         | 2         | 1        | 1         | 0        | 0        | 27         |
| Eaton               | 2-4          | 0-1         | 0-0          | 3         | 1         | 4         | 1        | 1         | 1        | 0        | 14         |
| Wade                | 1-4          | 0-2         | 1-1          | 7         | 1         | 3         | 0        | 1         | 0        | 2        | 22         |
| Bastian             | 1-1          | 0-0         | 1-2          | 1         | 1         | 3         | 0        | 0         | 2        | 0        | 9          |
| Doumbia             | 0-0          | 0-0         | 1-2          | 1         | 1         | 1         | 0        | 1         | 1        | 0        | 4          |
| Carper              | 2-6          | 2-6         | 0-0          | 1         | 0         | 6         | 0        | 0         | 1        | 0        | 9          |
| Blackmore           | 0-0          | 0-0         | 0-0          | 0         | 0         | 0         | 0        | 0         | 0        | 0        | 3          |
| TEAM                |              |             |              | 5         |           |           |          |           |          |          | 0          |
| <b>Totals</b>       | <b>20-51</b> | <b>4-22</b> | <b>13-17</b> | <b>31</b> | <b>20</b> | <b>57</b> | <b>6</b> | <b>18</b> | <b>6</b> | <b>3</b> | <b>200</b> |

| San Diego State | FG           | 3FG         | FT           | R         | F         | TP        | A         | TO        | S         | B        | MP         |
|-----------------|--------------|-------------|--------------|-----------|-----------|-----------|-----------|-----------|-----------|----------|------------|
| Johnson         | * 1-4        | 0-1         | 2-4          | 3         | 1         | 4         | 2         | 1         | 0         | 0        | 17         |
| Mensah          | * 5-6        | 0-0         | 0-0          | 6         | 3         | 10        | 0         | 0         | 1         | 1        | 23         |
| Butler          | * 5-10       | 1-4         | 0-0          | 3         | 3         | 11        | 6         | 1         | 4         | 0        | 23         |
| Trammell        | * 6-7        | 4-5         | 2-2          | 2         | 1         | 18        | 1         | 2         | 3         | 0        | 24         |
| Bradley         | * 2-7        | 0-2         | 4-4          | 4         | 2         | 8         | 2         | 1         | 1         | 0        | 23         |
| LeDee           | 4-9          | 0-1         | 3-6          | 4         | 1         | 11        | 3         | 1         | 1         | 0        | 18         |
| Seiko           | 1-1          | 1-1         | 3-3          | 1         | 1         | 6         | 1         | 0         | 0         | 0        | 16         |
| Parrish         | 1-3          | 1-1         | 2-2          | 0         | 0         | 5         | 2         | 1         | 1         | 0        | 21         |
| Arop            | 1-1          | 0-0         | 0-2          | 1         | 2         | 2         | 0         | 1         | 1         | 0        | 10         |
| Saunders        | 0-2          | 0-2         | 0-0          | 0         | 1         | 0         | 0         | 1         | 0         | 0        | 9          |
| Byrd            | 1-1          | 0-0         | 0-0          | 0         | 2         | 0         | 0         | 0         | 0         | 0        | 3          |
| Barnett         | 0-0          | 0-0         | 0-0          | 1         | 0         | 1         | 2         | 0         | 0         | 0        | 4          |
| Johnson Jr.     | 0-0          | 0-0         | 0-0          | 0         | 1         | 0         | 0         | 0         | 0         | 0        | 4          |
| Alger           | 1-1          | 1-1         | 0-0          | 0         | 3         | 0         | 0         | 0         | 0         | 0        | 2          |
| Iy. Broughton   | 0-0          | 0-0         | 0-0          | 0         | 0         | 0         | 0         | 1         | 0         | 0        | 2          |
| Tr. Broughton   | 0-0          | 0-0         | 0-0          | 0         | 0         | 0         | 0         | 0         | 0         | 0        | 2          |
| TEAM            |              |             |              | 5         |           |           |           |           |           |          | 0          |
| <b>Totals</b>   | <b>28-52</b> | <b>8-18</b> | <b>16-23</b> | <b>30</b> | <b>16</b> | <b>80</b> | <b>18</b> | <b>12</b> | <b>12</b> | <b>1</b> | <b>200</b> |

**Halftime:** San Diego State 32, Cal State Fullerton 25. **FG%:** San Diego State 42.3, Cal State Fullerton 40.7. **3FG%:** San Diego State 25.0, Cal State Fullerton 0.0. **FT%:** Cal State Fullerton 100, San Diego State 66.7. **Officials:** John Higgins, Mike Reed, Tommy Johnson. **Technical:** none.



## GAME 2

### No. 19 San Diego State 82 Brigham Young 75

Nov. 11, 2022 | San Diego, Calif.  
Steve Fisher Court at Viejas Arena | Att.: 12,414

**SAN DIEGO** - Jaedon LeDee scored 26 points and Darrion Trammell added 21 to help No. 19 San Diego State beat rival BYU 82-75 on Friday night.

San Diego State led by two with 2 minutes left when Trammell hit a 3-pointer with the shot clock winding down to almost zero. BYU then respond to get back within two with 83 seconds left.

LeDee sealed the game with a layup that gave the Aztecs a five-point lead.

Spencer Johnson scored 17 points and Rudi Williams added 15 for BYU.

After a lackluster opening half, the Aztecs turned up their offense in the back-and-forth second half, but were unable to solve BYU's aggressive defense until the final minutes.

"I don't know if it was poetry, but it was hard-fought basketball," said Aztecs coach Brian Dutcher. "We've worn teams down in the first couple of games. We continue to play hard, even though we don't play great all the time. We just made enough plays to get a win today."

For BYU, San Diego State proved to be "a different animal" than Idaho State, the Cougars' season-opening opponent last Monday, reflecting Pope's post-game warning to his team after that tight five-point win.

Last Monday, when San Diego State opened its season with a convincing 80-57 win at home over Cal State Fullerton, 14 of its roster players saw action. That wasn't the case against BYU, as Dutcher went with his core starting lineup, with only four subs coming off the bench.

The Aztecs more than lived up to their preseason billing as a Top 20 team, which gave their raucous 2,500-strong student cheering section known as "The Show" plenty to cheer and jeer about.

Despite the loss, the Cougars retain a 50-26 overall advantage against SDSU. A year from now, the two teams are scheduled to meet in a non-conference game after BYU's move to the Big 12, ending 11 seasons in the WCC.

Friday night's first half ended with BYU holding a 4-point lead, 40-36 lead.

### BIG PICTURE

San Diego State: The Aztecs are widely favored to win the league title again under sixth-year coach Brian Dutcher.

| Brigham Young | FG           | 3FG         | FT           | R         | F         | TP        | A         | TO        | S        | B        | MP         |
|---------------|--------------|-------------|--------------|-----------|-----------|-----------|-----------|-----------|----------|----------|------------|
| George        | * 4-7        | 2-3         | 1-1          | 6         | 4         | 11        | 2         | 2         | 1        | 0        | 30         |
| Traore        | * 5-6        | 0-0         | 4-4          | 4         | 4         | 14        | 1         | 2         | 0        | 1        | 24         |
| Robinson      | * 2-10       | 1-7         | 0-0          | 3         | 5         | 5         | 0         | 1         | 0        | 1        | 20         |
| Williams      | * 6-12       | 1-5         | 2-4          | 4         | 1         | 15        | 3         | 8         | 3        | 0        | 29         |
| Johnson       | * 7-11       | 3-5         | 0-0          | 7         | 2         | 17        | 1         | 2         | 0        | 0        | 33         |
| Waterman      | 0-1          | 0-0         | 1-2          | 1         | 3         | 1         | 0         | 0         | 0        | 0        | 10         |
| Ally Aitiki   | 1-5          | 0-0         | 1-3          | 4         | 2         | 3         | 0         | 0         | 0        | 2        | 16         |
| Stewart       | 1-6          | 1-5         | 1-2          | 1         | 3         | 4         | 1         | 1         | 1        | 0        | 12         |
| Hall          | 1-2          | 0-0         | 0-0          | 1         | 2         | 2         | 2         | 4         | 0        | 0        | 15         |
| Saunders      | 1-1          | 1-1         | 0-0          | 3         | 0         | 3         | 0         | 0         | 0        | 0        | 11         |
| TEAM          |              |             |              | 3         |           |           |           |           |          |          | 0          |
| <b>Totals</b> | <b>28-61</b> | <b>9-26</b> | <b>10-16</b> | <b>37</b> | <b>26</b> | <b>75</b> | <b>10</b> | <b>20</b> | <b>5</b> | <b>4</b> | <b>200</b> |

| San Diego State | FG           | 3FG         | FT           | R         | F         | TP        | A         | TO        | S         | B        | MP         |
|-----------------|--------------|-------------|--------------|-----------|-----------|-----------|-----------|-----------|-----------|----------|------------|
| Johnson         | * 2-3        | 0-0         | 0-0          | 2         | 2         | 4         | 0         | 0         | 0         | 0        | 7          |
| Mensah          | * 4-6        | 0-0         | 6-8          | 10        | 2         | 14        | 1         | 1         | 4         | 3        | 28         |
| Butler          | * 2-4        | 1-2         | 0-0          | 2         | 4         | 5         | 4         | 4         | 6         | 0        | 23         |
| Trammell        | * 6-13       | 3-5         | 6-8          | 3         | 1         | 21        | 4         | 1         | 1         | 0        | 35         |
| Bradley         | * 3-16       | 0-1         | 0-0          | 4         | 2         | 6         | 2         | 0         | 0         | 0        | 29         |
| Seiko           | 0-1          | 0-1         | 0-0          | 2         | 3         | 0         | 1         | 0         | 0         | 0        | 16         |
| LeDee           | 8-16         | 0-2         | 7-11         | 6         | 3         | 23        | 0         | 3         | 1         | 1        | 29         |
| Parrish         | 0-3          | 0-2         | 7-8          | 2         | 0         | 7         | 2         | 1         | 3         | 0        | 19         |
| Arop            | 1-3          | 0-1         | 0-2          | 4         | 2         | 2         | 1         | 0         | 1         | 0        | 16         |
| TEAM            |              |             |              | 4         |           |           |           |           |           |          | 0          |
| <b>Totals</b>   | <b>26-65</b> | <b>4-14</b> | <b>26-37</b> | <b>39</b> | <b>19</b> | <b>82</b> | <b>15</b> | <b>10</b> | <b>16</b> | <b>4</b> | <b>200</b> |

**Halftime:** Brigham Young 40, San Diego State 36. **FG%:** Brigham Young 45.9, San Diego State 40.0. **3FG%:** Brigham Young 34.6, San Diego State 28.6. **FT%:** San Diego State 70.3, Brigham Young 62.5. **Officials:** David Hall, Randy McCall, Verne Harris. **Technical:** none.



## GAME 3

### No. 17 San Diego State 74 Stanford 62

Nov. 15, 2022 | Stanford, Calif.  
Maples Pavilion | Att.: 3,945

**STANFORD, Calif.** — Jaedon LeDee scored 10 of his 14 points in the first half and No. 17 San Diego State beat Stanford for the first time, 74-62 on Tuesday night.

The Aztecs (3-0) never trailed to improve to 1-4 in the series. "We play pretty hard against anybody we play," San Diego State coach Brian Dutcher said. "I told them that we're on a really hard five-game stretch — BYU at home, Stanford at home and then three in Maui. Let's see how we do, if we're ready for that kind of challenge."

Lamont Butler had 11 points and six assists and Keshad Johnson added 11 points for the Aztecs.

Spencer Jones led Stanford (1-2) with 15 points, six rebounds and three blocks. Harrison Ingram had 11 points.

"We knew coming in it would be a battle and we'd have to play our A game to be able to get there," Stanford coach Jerod Haase said. "I don't think we played our A game but I also think that they certainly deserve a lot of credit for playing really well."

San Diego State had a 10-0 run early to open a 17-5 advantage and led by 17 in the first half.

Stanford closed the half on a 6-0 spurt to cut it to 41-30. The Cardinal later had a 10-2 run to get within six with 10:10 remaining, but the Aztecs answered with a 16-6 surge to put it out of reach.

"We kind of jumped on them in that first half a little bit and then they kind of fought back, as I thought," LeDee said. "We knew that they were going to fight back. They're at home. They're talented. It's just a little adversity for us. But we just kept wearing them down."

San Diego State scored 21 points off 17 Stanford turnovers. The Aztecs shot 51% from the field, making 8 of 21 3-point attempts. "I was most pleased that our point guards had 12 assists and one turnover," Dutcher said. "That kind of play from the point guard position will get you wins."

### BIG PICTURE

The Aztecs were victorious in their first road game of the season, fighting off every Stanford run in the second half. San Diego State displayed its depth and balance offensively, along with its usual tenacious defense. The Aztecs showed why they were picked first in the preseason Mountain West poll.

| San Diego State | FG           | 3FG         | FT           | R         | F         | TP        | A         | TO        | S        | B        | MP         |
|-----------------|--------------|-------------|--------------|-----------|-----------|-----------|-----------|-----------|----------|----------|------------|
| Johnson         | * 5-8        | 1-3         | 0-1          | 2         | 1         | 11        | 0         | 1         | 1        | 0        | 24         |
| Mensah          | * 1-2        | 0-0         | 0-1          | 6         | 2         | 2         | 0         | 3         | 0        | 0        | 22         |
| Butler          | * 3-5        | 2-3         | 3-4          | 0         | 3         | 11        | 6         | 0         | 1        | 1        | 28         |
| Trammell        | * 0-5        | 0-2         | 6-7          | 3         | 6         | 6         | 6         | 1         | 4        | 0        | 29         |
| Bradley         | * 3-10       | 1-5         | 0-0          | 5         | 4         | 7         | 0         | 2         | 0        | 1        | 22         |
| Seiko           | 2-3          | 2-3         | 2-2          | 3         | 1         | 8         | 1         | 1         | 0        | 0        | 22         |
| Parrish         | 3-7          | 2-5         | 1-1          | 2         | 4         | 9         | 0         | 0         | 0        | 0        | 18         |
| LeDee           | 6-8          | 0-0         | 2-2          | 4         | 2         | 14        | 0         | 1         | 0        | 0        | 22         |
| Arop            | 3-3          | 0-0         | 0-0          | 0         | 4         | 6         | 2         | 1         | 3        | 0        | 12         |
| TEAM            |              |             |              | 2         |           |           |           |           |          |          | 0          |
| <b>Totals</b>   | <b>26-51</b> | <b>8-21</b> | <b>14-18</b> | <b>27</b> | <b>21</b> | <b>74</b> | <b>15</b> | <b>11</b> | <b>9</b> | <b>2</b> | <b>200</b> |

| Stanford      | FG           | 3FG         | FT          | R         | F         | TP        | A         | TO        | S        | B        | MP         |
|---------------|--------------|-------------|-------------|-----------|-----------|-----------|-----------|-----------|----------|----------|------------|
| Keeffe        | * 3-5        | 0-0         | 3-5         | 4         | 2         | 9         | 0         | 2         | 0        | 0        | 24         |
| Angel         | * 3-5        | 0-2         | 3-4         | 4         | 2         | 9         | 1         | 3         | 0        | 0        | 28         |
| Ingram        | * 4-9        | 1-3         | 2-4         | 4         | 5         | 11        | 2         | 3         | 0        | 1        | 32         |
| O'Connell     | * 0-2        | 0-2         | 1-2         | 2         | 4         | 1         | 1         | 2         | 1        | 0        | 22         |
| Jones         | * 0-4        | 0-1         | 0-1         | 3         | 3         | 0         | 3         | 2         | 1        | 0        | 27         |
| Silva         | * 2-5        | 0-1         | 1-1         | 0         | 3         | 5         | 2         | 2         | 0        | 0        | 16         |
| Jones         | 4-15         | 2-7         | 5-7         | 6         | 1         | 15        | 1         | 1         | 0        | 3        | 26         |
| Raynaud       | 3-5          | 0-1         | 1-2         | 3         | 1         | 7         | 0         | 1         | 0        | 0        | 15         |
| Murrell       | 2-2          | 1-1         | 0-0         | 1         | 1         | 15        | 0         | 1         | 0        | 1        | 11         |
| TEAM          |              |             |             | 5         |           |           |           |           |          |          | 0          |
| <b>Totals</b> | <b>21-52</b> | <b>4-18</b> | <b>6-24</b> | <b>32</b> | <b>19</b> | <b>62</b> | <b>10</b> | <b>17</b> | <b>3</b> | <b>4</b> | <b>200</b> |

**Halftime:**



## GAME 4

### No. 17 San Diego State 88 Ohio State 77

Nov. 21, 2022 | Lahaina, Maui  
Lahaina Civic Center | Att.: 2,400

**LAHAINA, Maui** — Matt Bradley scored 18 points before fouling out in the final minutes and helped No. 17 San Diego State rally from a slow start to beat Ohio State 88-77 Monday night in the first round of the Maui Invitational.

Lamont Butler and Micah Parrish had 15 points apiece and Adam Seiko added 14 for the Aztecs (4-0).

Sean McNeil scored 20 of his 22 points in the second half for Ohio State (3-1), which was playing away from Columbus for the first time this season. Brice Sensabaugh scored 17 and Bruce Thornton 13.

Ohio State threatened to turn the momentum three times in the final minutes but the Aztecs answered each time.

Tanner Holden made a dunk and was fouled by Bradley, which was determined to be flagrant. He made both free throws to pull the Buckeyes to 80-72. Sensabaugh made one of two free throws for the Buckeyes before Parrish drained a 3 to give the Aztecs a double-digit lead.

Bradley fouled out with 2:53 left and Thornton made both free throws to pull the Buckeyes to 83-75.

Darrion Trammell of SDSU then made two free throws with 1:49 left.

In a crazy sequence with more than 13 minutes left, the Buckeyes closed within four points but then saw SDSU extend the lead back to double digits. Sensabaugh made a 3-pointer and there was a foul away from the play allowing the Buckeyes to keep the ball, and McNeil made a jumper to pull OSU to 51-47.

But the Aztecs came back to score eight points in less than a minute to jump ahead 59-47. Parrish had consecutive 3s and Butler had a steal and fed Aguek Arop for a layup. The Aztecs extended the run to 17-5 on a 3-pointer by Seiko.

Bradley made 4 of 6 3-pointers, including one to start the second half for a 40-26 lead. He scored 10 points in the first half, when the Aztecs missed their first eight shots and fell behind 5-0 before Seiko made a jumper about five minutes in to get SDSU on the board. Bradley began to heat up, including hitting two 3-pointers.

Seiko and Lamont Butler also hit big 3s to help the Aztecs to a 37-26 halftime lead.

| Ohio State | FG     | 3FG  | FT    | R  | F  | TP | A | TO | S | B | MP  |
|------------|--------|------|-------|----|----|----|---|----|---|---|-----|
| Sueing     | * 3-11 | 0-1  | 0-0   | 6  | 2  | 6  | 1 | 1  | 1 | 1 | 23  |
| Key        | * 3-8  | 0-0  | 1-1   | 3  | 4  | 7  | 1 | 0  | 0 | 1 | 21  |
| Thornton   | * 4-8  | 2-5  | 3-3   | 3  | 5  | 13 | 3 | 1  | 2 | 0 | 25  |
| McNeil     | * 9-14 | 3-7  | 1-1   | 2  | 3  | 22 | 1 | 1  | 0 | 0 | 31  |
| Likekele   | * 0-5  | 0-1  | 2-2   | 5  | 1  | 2  | 1 | 3  | 0 | 0 | 29  |
| Sensabaugh | 5-10   | 1-3  | 5-6   | 2  | 2  | 17 | 0 | 1  | 0 | 1 | 24  |
| Holden     | 1-3    | 0-1  | 2-2   | 3  | 1  | 4  | 1 | 0  | 0 | 0 | 23  |
| Gayle Jr.  | 1-5    | 0-3  | 0-0   | 0  | 1  | 1  | 2 | 1  | 1 | 0 | 11  |
| Okpara     | 2-2    | 0-0  | 0-0   | 2  | 0  | 4  | 0 | 1  | 0 | 1 | 12  |
| TEAM       |        |      |       | 5  |    |    |   |    |   |   |     |
| Totals     | 28-66  | 7-22 | 14-15 | 34 | 20 | 77 | 9 | 8  | 4 | 4 | 200 |

| San Diego State | FG     | 3FG   | FT    | R  | F  | TP | A  | TO | S | B | MP  |
|-----------------|--------|-------|-------|----|----|----|----|----|---|---|-----|
| Johnson         | * 2-4  | 0-1   | 2-3   | 5  | 1  | 6  | 2  | 0  | 0 | 0 | 21  |
| Mensah          | * 1-3  | 0-0   | 0-0   | 5  | 2  | 2  | 0  | 1  | 0 | 4 | 23  |
| Butler          | * 6-12 | 1-3   | 2-2   | 2  | 2  | 15 | 3  | 0  | 1 | 0 | 31  |
| Trammell        | * 1-8  | 0-3   | 4-6   | 2  | 1  | 6  | 4  | 1  | 1 | 0 | 23  |
| Bradley         | * 6-11 | 4-6   | 2-2   | 1  | 5  | 18 | 1  | 2  | 0 | 0 | 18  |
| Seiko           | 5-6    | 2-3   | 2-2   | 5  | 1  | 14 | 0  | 1  | 0 | 0 | 21  |
| Parrish         | 6-8    | 3-5   | 0-1   | 5  | 1  | 15 | 1  | 0  | 0 | 0 | 22  |
| LeDee           | 2-6    | 0-0   | 2-2   | 5  | 2  | 6  | 1  | 1  | 0 | 1 | 20  |
| Arop            | 2-3    | 0-0   | 2-2   | 4  | 1  | 6  | 2  | 1  | 1 | 0 | 17  |
| TEAM            |        |       |       | 3  |    |    |    |    |   |   |     |
| Totals          | 31-61  | 10-21 | 16-20 | 37 | 16 | 88 | 14 | 7  | 3 | 5 | 200 |

**Halftime:** San Diego State 37, Ohio State 26. **FG%:** San Diego State 50.8, Ohio State 42.4. **3FG%:** San Diego State 47.6, Ohio State 42.4. **FT%:** Ohio State 93.3, San Diego State 80.0. **Officials:** Jeff Clark, Lee Cassell, Tommy Morissey. **Technical:** none.



## GAME 5

### No. 14 Arizona 87 No. 17 San Diego State 70

Nov. 22, 2022 | Lahaina, Maui  
Lahaina Civic Center | Att.: 2,400

**LAHAINA, Maui** — Courtney Ramey and Kerr Kriisa scored 21 points apiece and No. 14 Arizona pulled away in the second half to beat 17th-ranked San Diego State 87-70 on Tuesday night in the semifinals of the Maui Invitational.

Arizona (5-0) will play No. 10 Creighton in Wednesday's championship game. San Diego State will take on No. 9 Arkansas in the consolation finals.

Azuola Tubelis had all 14 of his points in the first half and Ramey scored 12 for Arizona. A twisting layup by Tubelis on an alley-oop pass gave the Wildcats a 31-15 lead at 5:06 before intermission. Darrion Trammell hit a 3-pointer for San Diego State and turned two steals into layups to help the Aztecs close out the half on an 18-6 run to get within 37-33.

Keshad Johnson had two rebound baskets and a three-point play dunk and San Diego State used a 9-3 spurt to grab a 42-40 lead just 2:40 into the second half. It was the Aztecs first and only lead of the game.

Pelle Larsson sank a 3-pointer, Trammell missed a 3 and Oumar Ballo followed with a three-point play to put Arizona up 46-42. The Wildcats upped their lead to 10 on a Ballo free throw with 11:43 remaining and pushed it to 71-56 on a Cedric Henderson jumper with 6:58 left to play.

Ramey, a graduate transfer from the University of Texas, hit all five of his 3-point shots in his second game with Arizona. Kerr added five assists. Ballo finished with 12 points and nine rebounds before fouling out. Henderson scored 10.

Trammell topped San Diego State with 21 points. Micah Parrish scored 10.

Arizona, which came in leading the nation shooting 62.9% from the floor, shot 58.6% against the Aztecs and made 9 of 20 from beyond the arc. SDSU shot 38% overall and made only 3 of 19 from distance.

| San Diego State | FG     | 3FG  | FT    | R  | F  | TP | A  | TO | S  | B | MP  |
|-----------------|--------|------|-------|----|----|----|----|----|----|---|-----|
| Johnson         | * 3-6  | 0-0  | 2-3   | 5  | 2  | 8  | 0  | 1  | 0  | 0 | 16  |
| Mensah          | * 3-3  | 0-0  | 3-4   | 7  | 2  | 9  | 0  | 2  | 1  | 2 | 24  |
| Butler          | * 2-8  | 0-2  | 0-0   | 0  | 4  | 4  | 1  | 5  | 1  | 0 | 25  |
| Trammell        | * 6-16 | 1-7  | 8-9   | 2  | 4  | 21 | 2  | 1  | 3  | 0 | 30  |
| Bradley         | * 1-8  | 0-2  | 3-4   | 3  | 2  | 5  | 0  | 2  | 0  | 0 | 22  |
| Seiko           | 1-2    | 0-1  | 0-0   | 1  | 0  | 2  | 0  | 0  | 1  | 0 | 21  |
| Parrish         | 4-7    | 2-5  | 0-0   | 4  | 2  | 10 | 0  | 2  | 1  | 0 | 24  |
| LeDee           | 1-2    | 0-0  | 3-4   | 3  | 2  | 5  | 1  | 1  | 3  | 0 | 14  |
| Arop            | 3-4    | 0-1  | 0-0   | 3  | 1  | 6  | 0  | 1  | 0  | 0 | 18  |
| Saunders        | 0-2    | 0-1  | 0-0   | 0  | 1  | 0  | 0  | 0  | 0  | 0 | 4   |
| TEAM            |        |      |       | 3  |    |    |    |    |    |   |     |
| Totals          | 24-63  | 3-19 | 19-24 | 30 | 20 | 22 | 70 | 4  | 11 | 1 | 200 |

| Arizona   | FG     | 3FG  | FT    | R  | F  | TP | A  | TO | S | B | MP  |
|-----------|--------|------|-------|----|----|----|----|----|---|---|-----|
| Tuebelus  | * 6-8  | 0-0  | 2-2   | 7  | 4  | 14 | 1  | 4  | 0 | 2 | 27  |
| Ballo     | * 5-6  | 0-0  | 2-5   | 9  | 5  | 12 | 2  | 2  | 2 | 1 | 29  |
| Ramey     | * 8-12 | 5-5  | 0-0   | 6  | 4  | 21 | 1  | 1  | 1 | 0 | 27  |
| Larsson   | * 3-6  | 1-3  | 0-0   | 5  | 3  | 7  | 3  | 3  | 0 | 0 | 31  |
| Kriisa    | * 6-14 | 3-10 | 6-6   | 4  | 0  | 21 | 5  | 5  | 1 | 0 | 32  |
| Henderson | 5-9    | 0-2  | 0-1   | 2  | 2  | 10 | 2  | 1  | 0 | 0 | 27  |
| Bal       | 0-1    | 0-0  | 0-0   | 3  | 2  | 0  | 2  | 2  | 1 | 1 | 14  |
| Yeasar    | 1-2    | 0-0  | 0-0   | 1  | 1  | 2  | 0  | 0  | 1 | 0 | 10  |
| Boswell   | 0-0    | 0-0  | 0-0   | 0  | 1  | 0  | 1  | 0  | 0 | 0 | 3   |
| TEAM      |        |      |       | 4  |    |    |    |    |   |   |     |
| Totals    | 34-58  | 9-20 | 10-14 | 41 | 22 | 87 | 16 | 19 | 6 | 4 | 200 |

**Halftime:** Arizona 37, San Diego State 33. **FG%:** Arizona 58.6, San Diego State 38.1. **3FG%:** Arizona 45.0, San Diego State 15.8. **FT%:** San Diego State 79.2, Arizona 71.4. **Officials:** Jeff Clark, Rob Riley, Jeb Hartness. **Technical:** none.



## GAME 6

### No. 9 Arkansas 78 No. 17 San Diego State 74

Nov. 23, 2022 | Lahaina, Maui  
Lahaina Civic Center | Att.: 2,400

**LAHAINA, Maui** - Trevon Brazile had 20 points and nine rebounds off the bench, Ricky Council scored 19 points, and No. 9 Arkansas defeated No. 17 San Diego State 78-74 in overtime on Wednesday night to take third place at the Maui Invitational.

Kamani Johnson's two-handed follow of a missed layup tied the game as time ran out in regulation. In overtime, a 3-pointer by Darrion Trammell gave the Aztecs a 70-69 lead with 3:56 left but Council countered with a jumper that gave the Razorbacks a lead they would not surrender. In the final seconds, the Aztecs' Matt Bradley missed a potential tying layup with 3 seconds left and Johnson made a pair of free throws to seal the win.

San Diego State had a couple of chances to wrap up a win in the final minute or so of regulation. Bradley's reverse layup gave the Aztecs a 65-63 lead with 1:02 remaining and Adam Seiko added two free throws for a 67-63 lead with 17 seconds left. But the Aztecs' Lamont Butler fouled Anthony Black, who made both free throws, then the Razorbacks trapped the inbounds pass and Brazile came up with a steal. A few seconds later, Johnson followed a miss by Black and the game went to overtime.

Bradley scored 23 points, making 9 of 20 shots and grabbing seven rebounds for the Aztecs (4-2). Trammell scored 13 points and Keshad Johnson added 10 points with seven rebounds.

Black finished with 15 points for Arkansas (5-1).

The teams combined to miss their first 17 3-point attempts before Brazile hit one for Arkansas with 19:41 left in the game. Arkansas finished 3 for 17 from distance and San Diego State made 2 of 18.

Despite the rough 3-point shooting, Arkansas managed to shoot 40% from the field and San Diego State finished at 43.5%.

| San Diego State | FG     | 3FG  | FT    | R  | F  | TP | A | TO | S | B | MP  |
|-----------------|--------|------|-------|----|----|----|---|----|---|---|-----|
| Johnson         | * 4-6  | 0-1  | 2-3   | 7  | 5  | 10 | 1 | 1  | 0 | 1 | 35  |
| Mensah          | * 1-2  | 0-0  | 0-0   | 4  | 5  | 2  | 1 | 2  | 1 | 0 | 11  |
| Butler          | * 3-9  | 0-1  | 3-5   | 2  | 2  | 9  | 0 | 3  | 1 | 0 | 21  |
| Trammell        | * 5-13 | 1-4  | 2-2   | 2  | 0  | 13 | 2 | 2  | 2 | 0 | 33  |
| Bradley         | * 9-20 | 1-7  | 4-5   | 7  | 1  | 23 | 1 | 1  | 3 | 0 | 35  |
| LeDee           | 2-4    | 0-0  | 2-2   | 1  | 3  | 6  | 0 | 0  | 0 | 0 | 15  |
| Seiko           | 0-1    | 0-1  | 2-2   | 2  | 1  | 2  | 1 | 3  | 1 | 0 | 16  |
| Parrish         | 0-4    | 0-4  | 2-2   | 1  | 2  | 2  | 1 | 2  | 1 | 0 | 28  |
| Arop            | 3-3    | 0-0  | 1-2   | 3  | 4  | 7  | 1 | 0  | 0 | 1 | 28  |
| TEAM            |        |      |       | 4  |    |    |   |    |   |   |     |
| Totals          | 27-62  | 2-18 | 18-23 | 34 | 23 | 74 | 8 | 15 | 9 | 2 | 225 |

| Arkansas    | FG     | 3FG  | FT    | R  | F  | TP | A | TO | S | B | MP  |
|-------------|--------|------|-------|----|----|----|---|----|---|---|-----|
| Walsh       | * 3-7  | 0-2  | 1-2   | 5  | 4  | 7  | 2 | 1  | 0 | 1 | 33  |
| Mitchell    | * 0-0  | 0-0  | 2-2   | 3  | 1  | 2  | 0 | 0  | 1 | 0 | 11  |
| Black       | * 3-11 | 0-2  | 9-10  | 5  | 2  | 15 | 1 | 4  | 1 | 0 | 39  |
| Council IV  | * 6-19 | 0-3  | 7-11  | 3  | 3  | 19 | 4 | 3  | 2 | 0 | 41  |
| Davis       | * 1-4  | 0-2  | 0-0   | 2  | 0  | 2  | 1 | 1  | 0 | 0 | 17  |
| Brazile     | 6-14   | 3-8  | 5-8   | 9  | 3  | 20 | 0 | 1  | 2 | 0 | 40  |
| Mitchell    | 3-3    | 0-0  | 0-0   | 3  | 3  | 6  | 0 | 1  | 0 | 2 | 14  |
| Graham      | 0-0    | 0-0  | 0-0   | 0  | 0  | 0  | 0 | 0  | 0 | 0 | 2   |
| Dunning Jr. | 0-0    | 0-0  | 0-0   | 0  | 1  | 0  | 0 | 1  | 1 | 0 | 8   |
| Johnson     | 2-2    | 0-0  | 3-5   | 7  | 3  | 7  | 0 | 1  | 2 | 0 | 19  |
| TEAM        |        |      |       | 3  |    |    |   |    |   |   |     |
| Totals      | 24-60  | 3-17 | 27-38 | 40 | 20 | 78 | 8 | 16 | 9 | 3 | 225 |

**Halftime:** San Diego State 35, Arkansas 26. **FG%:** San Diego State 43.5, Arkansas 40.0. **3FG%:** Arkansas 17.6, San Diego State 11.1. **FT%:** San Diego State 78.3, Arkansas 71.1. **Officials:** Terry Oglesby, Byron Jarrett, Jeb Hartness. **Technical:** Matt Bradley (San Diego State)



## GAME 7

### No. 24 San Diego State 72 UC Irvine 69

Nov. 29, 2022 | San Diego, Calif.  
Steve Fisher Court at Viejas Arena | Att.: 12,414

**SAN DIEGO** — Micah Parrish hit a 3-pointer from the left corner with 2.4 seconds left to give host No. 24 San Diego State a come-from-behind 72-69 win over UC Irvine on Tuesday night.

"I knew it was good," Parrish said of his winning shot. "As soon as it left my hand, I looked away. I looked back and I saw it was in."

Nathan Mensah scored 18 points to lead the Aztecs (5-2), who came into the game looking to rebound after consecutive defeats to Arizona and Arkansas at the Maui Invitational last week.

"Players are just tired from the flight. It is a long trip," Mensah said of the journey back from Hawaii and having to face a tough Anteaters squad. "It was not just a hangover from Maui but also we played good competition in UC Irvine."

DJ Davis scored 28 points to lead the Anteaters (6-2), who had a three-game winning streak snapped.

"UC Irvine's guards are dynamic," San Diego State coach Brian Dutcher said. "You go out there to take away the three away, you can't give him (Davis) the three."

Davis was 4-for-6 on threes despite the attempt by the Aztecs defense to limit his perimeter shots.

"He shot so far away I couldn't believe it," Dutcher said of Davis. "So you are going to give him angles. You are guarding him 30 feet from the hoop and he is going to get by you."

It was a tight game throughout, especially in the second half when the lead see-sawed between the teams. San Diego State maintained a small advantage throughout the first half and lead 32-30 at the break.

"The first game after Hawaii is always tough. I have been around long enough to know that. It's super tough when you schedule a team that is 6-1 and playing really good basketball," Dutcher said. "We made a lot of mistakes in the first half. Offensively too careless with the ball."

Matt Bradley had 14 points for the Aztecs and had the crucial assist to Parrish for the game-winner.

"Matt is one of the best passers on the team. I know last year he led the team in assists and he doesn't get enough credit for that," Parrish said. "He is a brilliant passer when he doesn't have a shot." San Diego State shot 6-for-21 for three-point shooting but hit several huge threes in the final minutes, which clinched the win.

| UC Irvine        | FG           | 3FG         | FT           | R         | F         | TP        | A         | TO        | S        | B        | MP         |
|------------------|--------------|-------------|--------------|-----------|-----------|-----------|-----------|-----------|----------|----------|------------|
| Tillis           | 3-6          | 1-2         | 0-0          | 8         | 1         | 7         | 1         | 2         | 3        | 0        | 21         |
| Leuchten         | 0-2          | 0-1         | 0-0          | 5         | 3         | 0         | 0         | 1         | 0        | 0        | 20         |
| Baker            | 6-11         | 2-4         | 0-0          | 1         | 4         | 14        | 0         | 2         | 1        | 0        | 23         |
| Cockrell II      | 2-5          | 0-0         | 0-0          | 1         | 1         | 4         | 2         | 1         | 0        | 0        | 23         |
| Davis            | 9-17         | 4-6         | 6-7          | 2         | 2         | 28        | 2         | 4         | 2        | 0        | 31         |
| Keeler           | 3-4          | 0-0         | 2-2          | 2         | 2         | 8         | 0         | 0         | 0        | 0        | 16         |
| McBirney-Griffin | 0-0          | 0-0         | 0-0          | 0         | 0         | 0         | 1         | 0         | 0        | 0        | 5          |
| Butler           | 0-2          | 0-1         | 0-0          | 1         | 0         | 0         | 1         | 0         | 0        | 0        | 12         |
| Hahn             | 0-4          | 0-1         | 4-5          | 5         | 1         | 4         | 4         | 3         | 1        | 0        | 17         |
| Hutchison        | 1-1          | 0-0         | 0-0          | 2         | 2         | 0         | 0         | 0         | 0        | 0        | 7          |
| Henry            | 1-3          | 0-1         | 0-0          | 1         | 1         | 2         | 2         | 1         | 0        | 0        | 14         |
| Ujadughele       | 0-1          | 0-1         | 0-0          | 0         | 2         | 0         | 0         | 0         | 0        | 0        | 12         |
| TEAM             |              |             |              | 3         |           |           |           | 2         |          |          |            |
| <b>Totals</b>    | <b>25-56</b> | <b>7-17</b> | <b>12-14</b> | <b>31</b> | <b>19</b> | <b>69</b> | <b>13</b> | <b>16</b> | <b>7</b> | <b>1</b> | <b>200</b> |

| San Diego State | FG           | 3FG         | FT           | R         | F         | TP        | A         | TO        | S        | B        | MP         |
|-----------------|--------------|-------------|--------------|-----------|-----------|-----------|-----------|-----------|----------|----------|------------|
| Johnson         | 3-5          | 1-3         | 3-6          | 4         | 3         | 10        | 1         | 2         | 1        | 1        | 26         |
| Mensah          | 7-11         | 0-0         | 4-6          | 6         | 2         | 18        | 0         | 2         | 1        | 1        | 26         |
| Butler          | 3-7          | 0-3         | 0-0          | 4         | 4         | 6         | 4         | 1         | 3        | 1        | 30         |
| Trammell        | 3-8          | 1-3         | 0-0          | 1         | 3         | 7         | 5         | 3         | 1        | 0        | 31         |
| Bradley         | 5-12         | 1-5         | 3-4          | 6         | 1         | 14        | 2         | 4         | 1        | 0        | 24         |
| Parrish         | 3-7          | 2-3         | 1-2          | 5         | 1         | 9         | 0         | 2         | 1        | 0        | 21         |
| LeDee           | 0-2          | 0-1         | 0-0          | 3         | 0         | 0         | 3         | 0         | 0        | 0        | 13         |
| Arop            | 1-2          | 0-0         | 0-0          | 3         | 1         | 2         | 0         | 0         | 0        | 0        | 12         |
| Seiko           | 2-4          | 1-3         | 1-2          | 0         | 0         | 6         | 1         | 0         | 1        | 0        | 17         |
| TEAM            |              |             |              | 2         |           |           |           | 0         |          |          |            |
| <b>Totals</b>   | <b>27-58</b> | <b>6-21</b> | <b>12-20</b> | <b>10</b> | <b>15</b> | <b>72</b> | <b>16</b> | <b>14</b> | <b>9</b> | <b>3</b> | <b>200</b> |

**Halftime:** San Diego State 32, UC Irvine 30. **FG%:** UC Irvine 43.5, San Diego State 38.7. **3FG%:** UC Irvine 50.0, San Diego State 21.4. **FT%:** UC Irvine 75.0, San Diego State 55.6. **Officials:** Gerry Pollard, Keith Kimble, Larry Spaulding. **Technical:** DJ Davis, Pierre Cockrell II (UC Irvine)



## GAME 8

### No. 24 San Diego State 95 Occidental 57

Dec. 2, 2022 | San Diego, Calif.  
Steve Fisher Court at Viejas Arena | Att.: 12,115

**SAN DIEGO** - Adam Seiko scored 20 points, including six 3s, to lead No. 24 San Diego State over Division III Occidental 95-57 on Friday night.

The Aztecs (6-2) hit 19 of 37 shots from 3-point range. They won their second in a row after consecutive defeats to Arizona and Arkansas at the Maui Invitational.

"We found our mission, we were moving the ball around. It was good to see it go for everybody," Seiko said. "We put that (Maui Invitational losses) behind us. ...We want to just get better from here on out."

San Diego State did not use regulars Aguek Arup (knee) and Darrion Trammell (hamstring).

"We sat them intentionally, they could have both played if we needed them," coach Brian Dutcher said. "We tried to get them extra rest leading into Monday because Monday will be a difficult game (hosting Troy)."

Occidental (2-3) trailed 30-18 with 7:40 left in the first half. The Aztecs then broke loose and led 59-29 at the break.

"It was the first zone we have seen all year," Dutcher said. "So that is good because Troy plays some zone and they will zone us on Monday."

Seven players for the Aztecs hit 3s, including four for Micah Parrish. Dutcher said his team needs to hit seven 3s a game in the Mountain West Conference on average.

Against Occidental, the Aztecs were hitting 3s in bunches, including 13 for 22 in the first half.

"It's fun to see the basketball go in and to make 19 3s, I think it was an arena record ... 26 assists, everybody that played scored a basket," Dutcher said. "I thought Matt Bradley was absolutely sensational."

Bradley had nine points and dished out eight assists.

"Matt moved it freely, he got everybody sharing the ball," Dutcher said. "He is by far our best playmaker so when he is playing like that everybody gets involved."

Aiden Williams scored 14 points for the overmatched Tigers.

| Occidental    | FG           | 3FG         | FT         | R         | F         | TP        | A         | TO        | S        | B        | MP         |
|---------------|--------------|-------------|------------|-----------|-----------|-----------|-----------|-----------|----------|----------|------------|
| Hollerich     | 6-10         | 0-2         | 0-0        | 5         | 1         | 12        | 3         | 4         | 0        | 1        | 27         |
| Haki          | 2-4          | 0-0         | 0-0        | 2         | 2         | 4         | 1         | 3         | 3        | 0        | 22         |
| Cassidy       | 1-2          | 0-0         | 0-0        | 1         | 0         | 2         | 2         | 1         | 1        | 1        | 16         |
| Shipp         | 5-11         | 1-3         | 0-0        | 2         | 2         | 11        | 6         | 2         | 1        | 0        | 34         |
| Waldman       | 3-9          | 1-3         | 0-0        | 5         | 1         | 7         | 1         | 1         | 0        | 0        | 28         |
| Williams      | 5-11         | 4-8         | 0-0        | 5         | 2         | 14        | 1         | 3         | 1        | 0        | 26         |
| Nolet         | 0-2          | 0-1         | 0-0        | 1         | 1         | 0         | 0         | 1         | 0        | 0        | 9          |
| Koretz        | 0-2          | 0-1         | 0-0        | 0         | 2         | 0         | 1         | 1         | 1        | 0        | 15         |
| Cloffelter    | 2-3          | 1-2         | 2-2        | 0         | 2         | 7         | 0         | 0         | 0        | 0        | 9          |
| Ellis         | 0-0          | 0-0         | 0-0        | 1         | 0         | 0         | 0         | 0         | 0        | 0        | 3          |
| Wilson        | 0-1          | 0-0         | 0-0        | 1         | 1         | 0         | 0         | 0         | 0        | 0        | 3          |
| Miller        | 0-2          | 0-0         | 0-0        | 2         | 0         | 0         | 0         | 0         | 0        | 0        | 3          |
| Cheung        | 0-0          | 0-0         | 0-0        | 0         | 0         | 0         | 0         | 0         | 0        | 0        | 3          |
| Preston       | 0-0          | 0-0         | 0-0        | 0         | 0         | 0         | 0         | 0         | 0        | 0        | 1          |
| Amisler       | 0-0          | 0-0         | 0-0        | 0         | 0         | 0         | 0         | 0         | 0        | 0        | 1          |
| TEAM          |              |             |            | 1         |           |           |           | 1         |          |          |            |
| <b>Totals</b> | <b>24-57</b> | <b>7-21</b> | <b>2-2</b> | <b>26</b> | <b>14</b> | <b>57</b> | <b>15</b> | <b>17</b> | <b>7</b> | <b>2</b> | <b>200</b> |

| San Diego State | FG           | 3FG          | FT          | R         | F        | TP        | A         | TO        | S        | B        | MP         |
|-----------------|--------------|--------------|-------------|-----------|----------|-----------|-----------|-----------|----------|----------|------------|
| Johnson         | 3-3          | 0-0          | 0-0         | 5         | 1        | 6         | 1         | 1         | 0        | 1        | 15         |
| Parrish         | 5-11         | 4-9          | 0-1         | 2         | 0        | 14        | 0         | 2         | 1        | 0        | 25         |
| Mensah          | 2-4          | 0-0          | 0-0         | 2         | 0        | 4         | 1         | 0         | 1        | 1        | 9          |
| Butler          | 3-5          | 2-3          | 1-2         | 4         | 0        | 9         | 3         | 1         | 0        | 0        | 17         |
| Bradley         | 3-4          | 3-4          | 0-0         | 4         | 0        | 9         | 8         | 1         | 1        | 0        | 24         |
| Seiko           | 7-11         | 6-9          | 0-0         | 1         | 0        | 20        | 1         | 0         | 0        | 0        | 18         |
| LeDee           | 2-4          | 0-0          | 3-4         | 5         | 1        | 7         | 2         | 0         | 0        | 0        | 17         |
| Saunders        | 2-5          | 0-1          | 0-2         | 8         | 0        | 4         | 3         | 2         | 0        | 1        | 25         |
| Byrd            | 3-9          | 2-4          | 0-0         | 1         | 0        | 8         | 6         | 3         | 1        | 0        | 20         |
| Johnson Jr.     | 3-5          | 0-0          | 2-2         | 3         | 0        | 8         | 1         | 1         | 0        | 1        | 14         |
| Barnett         | 1-4          | 1-2          | 0-0         | 2         | 1        | 3         | 0         | 1         | 1        | 0        | 11         |
| Alger           | 1-2          | 1-2          | 0-0         | 2         | 1        | 3         | 0         | 0         | 0        | 0        | 5          |
| TEAM            |              |              |             | 2         |          |           |           | 0         |          |          |            |
| <b>Totals</b>   | <b>35-67</b> | <b>19-37</b> | <b>6-11</b> | <b>41</b> | <b>4</b> | <b>95</b> | <b>26</b> | <b>12</b> | <b>5</b> | <b>4</b> | <b>200</b> |

**Halftime:** San Diego State 59, Occidental 29. **FG%:** San Diego State 52.2, Occidental 42.1. **3FG%:** San Diego State 51.4, Occidental 33.3. **FT%:** Occidental 100.0, San Diego State 54.5. **Officials:** John Higgins, Paul Szelc, Ryan Holmes. **Technical:** none.



## GAME 9

### No. 22 San Diego State 60 Troy 55

Dec. 5, 2022 | San Diego, Calif.  
Steve Fisher Court at Viejas Arena | Att.: 12,038

**SAN DIEGO** - Matt Bradley scored 19 points and No. 22 San Diego State beat Troy 60-55 on Monday night.

Darrion Trammell made a layup in traffic, converted two free throws and forced a key steal in the final three minutes to seal the win for the Aztecs (7-2).

"Another hard-fought game," San Diego State coach Brian Dutcher said. "The schedule has been tough on us, there is no question about that. We knew Troy was good, they had our full attention."

Aamer Muhammad scored 21 points for the Trojans (6-4).

"Muhammad was dynamic," Dutcher said. "He created space and shoots it. Whether we had a guard or a big on him, you weren't doing anything about that."

Both teams had been averaging about 80 points per game. Troy relied on a pesky defense to limit the Aztecs to 4-for-22 shooting on 3-pointers.

"Troy took away all of our entries, they do a great job denying," Dutcher said. "We were 12 of 13 from the line, that is really good free throw shooting in a close game so that was part of the win."

San Diego State's defense limited the Trojans to 32.8% shooting for the game. The Aztecs shot 41.5% from the floor.

"The key to the game is Troy hit seven 3s in the first half and if they would have made seven in the second half they would have won, but they only made two," Dutcher said. "We guarded like crazy tonight. ... Our defense won the game."

Troy played without guard Duke Miles and forward Nate Tshimanga, who were both in concussion protocol. Additionally, forward Lydell Geffrard left the game with an apparent right knee injury after playing only two minutes in the first half.

"We are grinding games out -- we have had a hard schedule. We have played a lot of great teams," Trammell said. "But we are a tough group of guys, so it is going to pay off."

The Aztecs won points in the paint versus Troy, 30-16, allowing them to get just enough offense to win.

"We our pulling out a lot of tough games," Bradley said. "It's been tough but I'm happy with our record and where we sit right now."

| Troy          | FG           | 3FG         | FT          | R         | F         | TP        | A         | TO        | S        | B        | MP         |
|---------------|--------------|-------------|-------------|-----------|-----------|-----------|-----------|-----------|----------|----------|------------|
| Williams      | 3-9          | 0-1         | 2-2         | 6         | 4         | 8         | 1         | 3         | 1        | 1        | 30         |
| Turner        | 1-4          | 0-0         | 1-3         | 4         | 2         | 3         | 1         | 2         | 2        | 0        | 31         |
| Punter        | 1-7          | 1-5         | 0-0         | 7         | 1         | 3         | 0         | 1         | 1        | 0        | 27         |
| McNeill       | 0-1          | 0-0         | 0-0         | 1         | 1         | 0         | 1         | 2         | 0        | 1        | 17         |
| Phillips      | 3-9          | 1-6         | 0-0         | 5         | 2         | 7         | 2         | 2         | 2        | 0        | 26         |
| Muhammad      | 6-17         | 4-10        | 5-6         | 1         | 3         | 21        | 2         | 0         | 2        | 0        | 26         |
| Eugene        | 4-8          | 2-4         | 0-0         | 1         | 2         | 10        | 3         | 4         | 1        | 0        | 29         |
| Fields        | 1-3          | 1-2         | 0-0         | 1         | 1         | 3         | 0         | 1         | 0        | 0        | 12         |
| Geffrard      | 0-0          | 0-0         | 0-0         | 0         | 0         | 0         | 0         | 1         | 0        | 0        | 2          |
| TEAM          |              |             |             | 6         |           |           |           | 1         |          |          |            |
| <b>Totals</b> | <b>19-58</b> | <b>9-28</b> | <b>8-11</b> | <b>32</b> | <b>16</b> | <b>55</b> | <b>10</b> | <b>17</b> | <b>1</b> | <b>2</b> | <b>200</b> |

| San Diego State | FG   | 3FG | FT  | R | F | TP | A | TO | S | B | MP |
|-----------------|------|-----|-----|---|---|----|---|----|---|---|----|
| Johnson         | 0-3  | 0-2 | 0-0 | 2 | 0 | 0  | 0 | 2  | 0 | 0 | 14 |
| Mensah          | 3-5  | 0-0 | 1-2 | 9 | 0 | 7  | 2 | 1  | 1 | 1 | 31 |
| Butler          | 2-6  | 1-4 | 0-0 | 2 | 3 | 5  | 3 | 2  | 2 | 0 | 22 |
| Trammell        | 4-13 | 1-6 | 5-5 | 4 | 4 | 14 | 4 | 2  | 2 | 0 | 36 |
| Bradley         | 7-10 | 1-3 | 4-4 | 4 | 1 | 19 | 2 | 2  | 0 | 0 | 30 |
| Arop            | 4-5  | 0-0 | 0-0 | 5 | 2 | 8  | 1 | 1  | 1 | 0 | 20 |
| Parrish         | 0-4  | 0-2 | 0-0 | 2 | 1 | 0  | 0 | 2  | 1 | 0 | 14 |
| Seiko           | 1-6  | 1-5 | 0-0 | 2 | 0 | 3  | 0 | 0  | 2 | 0 | 19 |
| LeDee           | 1-1  | 0-0 | 2-2 | 2 | 2 | 4  | 0 | 2  | 0 | 0 | 11 |
| Saunders        | 0-0  | 0-0 | 0-0 | 1 | 0 | 0  | 0 | 1  | 0 | 0 | 3  |
| TEAM            |      |     |     |   |   |    |   |    |   |   |    |



## GAME 10

### Saint Mary's 68

### No. 22 San Diego State 61

Dec. 10, 2022 | Phoenix, Ariz.  
Footprint Center | Att.: 4,781

**PHOENIX** — Aidan Mahaney scored 20 points, Alex Ducas added 17 and Saint Mary's knocked off No. 22 San Diego State 68-61 in the Jerry Colangelo Classic on Saturday.

Two of the nation's best defensive teams got offensive early at the home of the NBA's Phoenix Suns before the Gaels (8-3) tightened up to take a nine-point second-half lead.

The Aztecs (7-3) took their turn clamping down to pull within 59-56, but Saint Mary's quickly pushed the lead back to seven. Saint Mary's hit 7 of 8 free throws down the stretch to knock off the Aztecs a week after playing a close game again top-ranked Houston.

Matt Bradley had 13 points and Keshad Johnson added 12 to lead San Diego State, which shot 3 of 15 from the 3-point arc.

Saint Mary's arrived in the desert No. 8 in defensive efficiency according to KenPom.com, and San Diego State was No. 18.

So, of course, the game turned into an offensive showdown.

Ducas scored in a variety of ways, putting up 10 points in the first 7 1/2 minutes and 14 by halftime. Johnson took his turn next, scoring eight quick points, and the Gaels shot 13 of 24 in the first half.

San Diego State made 13 of 26 shots in the first half, the last Micah Parrish's 3-point half-court heave at the buzzer to tie the game at 35-all.

Saint Mary's started clamping down defensively in the second half, holding San Diego State scoreless for more than five minutes to build a five-point lead. The Aztecs finally hit a shot, but went on another scoreless drought of nearly four minutes, falling behind 59-50 on a 3-pointer by Ducas.

San Diego State tried to fight back, but the Gaels pushed them away to pull out a key nonconference win.

| Saint Mary's  | FG           | 3FG         | FT           | R         | F         | TP        | A        | TO        | S        | B        | MP         |
|---------------|--------------|-------------|--------------|-----------|-----------|-----------|----------|-----------|----------|----------|------------|
| Bowen         | * 1-4        | 1-3         | 0-0          | 5         | 5         | 3         | 0        | 0         | 0        | 0        | 33         |
| Saxen         | * 3-6        | 0-0         | 0-0          | 9         | 4         | 6         | 3        | 0         | 2        | 3        | 31         |
| Johnson       | * 6-12       | 0-3         | 3-5          | 6         | 4         | 15        | 2        | 2         | 4        | 0        | 34         |
| Mahaney       | * 6-9        | 2-3         | 6-6          | 1         | 4         | 20        | 1        | 4         | 0        | 0        | 33         |
| Ducas         | * 6-13       | 2-5         | 3-3          | 4         | 4         | 17        | 0        | 1         | 2        | 0        | 38         |
| Wessels       | 1-1          | 0-0         | 1-2          | 3         | 1         | 3         | 1        | 0         | 0        | 0        | 9          |
| Marcilionis   | 1-3          | 1-3         | 0-1          | 0         | 2         | 3         | 1        | 0         | 0        | 0        | 12         |
| Jefferson     | 0-1          | 0-1         | 0-0          | 0         | 0         | 0         | 0        | 0         | 0        | 0        | 5          |
| Howell        | 0-0          | 0-0         | 1-2          | 1         | 0         | 1         | 0        | 1         | 1        | 0        | 6          |
| TEAM          |              |             |              | 3         |           |           | 3        |           |          |          |            |
| <b>Totals</b> | <b>24-49</b> | <b>6-18</b> | <b>14-20</b> | <b>32</b> | <b>24</b> | <b>68</b> | <b>8</b> | <b>11</b> | <b>9</b> | <b>3</b> | <b>200</b> |

| San Diego State | FG           | 3FG         | FT           | R         | F         | TP        | A         | TO        | S        | B        | MP         |
|-----------------|--------------|-------------|--------------|-----------|-----------|-----------|-----------|-----------|----------|----------|------------|
| Johnson         | * 5-6        | 1-2         | 1-1          | 4         | 0         | 12        | 0         | 0         | 1        | 0        | 20         |
| Mensah          | * 2-4        | 0-0         | 0-0          | 4         | 5         | 4         | 0         | 2         | 0        | 1        | 18         |
| Butler          | * 3-7        | 0-1         | 5-8          | 3         | 2         | 11        | 2         | 0         | 1        | 0        | 30         |
| Trammell        | * 3-11       | 1-4         | 0-1          | 2         | 3         | 7         | 4         | 2         | 0        | 0        | 27         |
| Bradley         | * 4-13       | 0-4         | 5-5          | 5         | 2         | 13        | 0         | 3         | 0        | 0        | 30         |
| Seiko           | 0-2          | 0-2         | 0-1          | 1         | 2         | 0         | 0         | 1         | 0        | 0        | 16         |
| LeDee           | 2-4          | 0-0         | 0-0          | 8         | 2         | 4         | 1         | 2         | 0        | 0        | 18         |
| Parrish         | 1-4          | 1-2         | 1-1          | 1         | 4         | 0         | 1         | 0         | 0        | 0        | 18         |
| Arop            | 3-5          | 0-0         | 0-0          | 3         | 2         | 6         | 4         | 1         | 1        | 1        | 21         |
| TEAM            |              |             |              | 1         |           |           | 1         |           |          |          |            |
| <b>Totals</b>   | <b>23-56</b> | <b>3-15</b> | <b>12-18</b> | <b>35</b> | <b>19</b> | <b>61</b> | <b>11</b> | <b>13</b> | <b>3</b> | <b>2</b> | <b>200</b> |

Halftime: San Diego State 25, Saint Mary's 35. FG%: Saint Mary's 49.0, San Diego State 41.1. 3FG%: Saint Mary's 33.3, San Diego State 20.0. FT%: Saint Mary's 70.0, San Diego State 66.7. Officials: Nate Harris, Justin Sharrion, Tom Nunez. Technicals: none.



## GAME 11

### San Diego State 88

### Kennesaw State 54

Dec. 12, 2022 | San Diego, Calif.  
Steve Fisher Court at Viejas Arena | Att.: 11,532

**SAN DIEGO** — San Diego State's men's basketball team, led by a game-high 19 points off the bench from Micah Parrish, defeated Kennesaw State 88-54 on Monday night at Steve Fisher Court at Viejas Arena.

"Well, it felt great to be back in Viejas, we had a great crowd," Aztec head coach Brian Dutcher said. "They brought the energy and that's what I put on the board: we have to bring energy. It feels like we're playing every other night, but we've had a pretty good schedule. It's balanced out. Sometimes it just feels like you're playing every other night and so I was concerned about this game. I knew Kennesaw had a week off before us. We played a tough game against Saint Mary's in Phoenix, [had a] one day prep, but we did a really good job on that one day."

The 34-point loss was the Owls worst since a 35-point loss to No. 9-ranked Creighton in the 2020-21 season.

Parrish's 19 points are a season-high and one off his career-high, 20 points, which he achieved three times at Oakland.

Leading 39-25 at the intermission, SDSU shot 65.2 percent in the second half (15-of-23), finished the game at 50.8 percent (31-of-61) and had 21 assists on their 31 made buckets.

Joining Parrish in double-digits were Darrion Trammell and Jaedon LeDee, who each finished with 14 points. LeDee was 10-for-11 from the free throw line and pulled down seven rebounds.

Up 18-14 with 11:03 to play in the first half, SDSU went on an 11-0 run over the succeeding 3:30 to take its first double digit lead, 29-14 and had at 14-point advantage going into the half.

The Aztecs put together another double-digit scoring run in the second half, 10-0, led by eight points from LeDee. San Diego State pushed its lead to 40 points with 5:11 to play before earning the 34-point win.

SDSU used a size advantage to outscore the Owls 40-to-16 in the paint and 14-2 in second chance points

SDSU outrebounded the Owls 39-28 with Nathan Mensah pulling down a game-high nine boards and added three blocked shots.

Kennesaw State was led by Kasen Jennings' 17 points.

| Kennesaw State | FG           | 3FG         | FT           | R         | F         | TP        | A         | TO        | S        | B        | MP         |
|----------------|--------------|-------------|--------------|-----------|-----------|-----------|-----------|-----------|----------|----------|------------|
| Robinson       | * 1-5        | 0-0         | 1-2          | 2         | 1         | 3         | 2         | 1         | 1        | 0        | 18         |
| Burden         | * 2-8        | 0-2         | 2-2          | 2         | 2         | 6         | 3         | 2         | 1        | 0        | 24         |
| Youngblood     | * 2-3        | 2-2         | 0-0          | 1         | 3         | 6         | 1         | 5         | 0        | 0        | 20         |
| Stroud         | * 0-7        | 0-4         | 0-0          | 5         | 1         | 0         | 0         | 1         | 1        | 0        | 22         |
| Jennings       | * 4-9        | 4-8         | 5-6          | 2         | 2         | 17        | 2         | 1         | 3        | 0        | 28         |
| Peterson       | 2-2          | 0-0         | 1-2          | 1         | 4         | 5         | 1         | 1         | 0        | 0        | 7          |
| Rodgers        | 2-4          | 1-2         | 0-0          | 4         | 1         | 5         | 1         | 2         | 2        | 0        | 25         |
| Ademokaya      | 1-2          | 1-2         | 1-3          | 2         | 3         | 4         | 1         | 1         | 0        | 0        | 18         |
| Cottle         | 3-6          | 0-2         | 2-3          | 1         | 4         | 8         | 0         | 4         | 1        | 1        | 19         |
| LaRue          | 0-2          | 0-1         | 0-0          | 2         | 4         | 0         | 1         | 2         | 0        | 1        | 2          |
| Nkonmba        | 0-1          | 0-0         | 0-2          | 1         | 0         | 0         | 0         | 0         | 0        | 0        | 4          |
| Harris         | 0-0          | 0-0         | 0-0          | 0         | 0         | 0         | 0         | 0         | 0        | 0        | 4          |
| TEAM           |              |             |              | 5         |           |           | 1         |           |          |          |            |
| <b>Totals</b>  | <b>17-49</b> | <b>8-23</b> | <b>12-20</b> | <b>28</b> | <b>25</b> | <b>54</b> | <b>12</b> | <b>21</b> | <b>9</b> | <b>2</b> | <b>200</b> |

| San Diego State | FG           | 3FG         | FT           | R         | F         | TP        | A         | TO        | S         | B        | MP         |
|-----------------|--------------|-------------|--------------|-----------|-----------|-----------|-----------|-----------|-----------|----------|------------|
| Johnson         | * 2-2        | 0-0         | 3-4          | 6         | 1         | 7         | 2         | 0         | 0         | 0        | 20         |
| Mensah          | * 2-4        | 0-0         | 2-2          | 9         | 1         | 6         | 0         | 0         | 0         | 3        | 19         |
| Butler          | * 4-7        | 1-2         | 0-2          | 1         | 4         | 9         | 3         | 2         | 4         | 0        | 23         |
| Trammell        | * 5-13       | 2-7         | 2-2          | 4         | 2         | 14        | 4         | 0         | 2         | 0        | 24         |
| Bradley         | * 2-7        | 0-3         | 0-0          | 2         | 1         | 4         | 4         | 3         | 1         | 0        | 22         |
| Parrish         | 8-13         | 3-7         | 0-1          | 2         | 4         | 19        | 0         | 0         | 2         | 0        | 26         |
| LeDee           | 2-3          | 0-0         | 10-11        | 7         | 3         | 14        | 2         | 1         | 2         | 0        | 17         |
| Arop            | 1-2          | 0-0         | 0-0          | 0         | 2         | 2         | 1         | 1         | 0         | 0        | 5          |
| Saunders        | 2-5          | 2-4         | 0-1          | 3         | 0         | 6         | 3         | 1         | 0         | 0        | 15         |
| Byrd            | 3-3          | 0-0         | 1-2          | 0         | 2         | 7         | 0         | 0         | 1         | 0        | 11         |
| Johnson Jr.     | 0-0          | 0-0         | 0-0          | 1         | 0         | 0         | 0         | 2         | 0         | 0        | 6          |
| Barnett         | 0-1          | 0-0         | 0-0          | 0         | 1         | 0         | 2         | 1         | 0         | 0        | 5          |
| Alger           | 0-1          | 0-1         | 0-0          | 0         | 0         | 0         | 0         | 0         | 0         | 0        | 4          |
| Broughton, Ty.  | 0-0          | 0-0         | 0-0          | 1         | 0         | 0         | 0         | 1         | 1         | 0        | 3          |
| TEAM            |              |             |              | 3         |           |           | 0         |           |           |          |            |
| <b>Totals</b>   | <b>31-61</b> | <b>8-24</b> | <b>18-25</b> | <b>39</b> | <b>21</b> | <b>88</b> | <b>21</b> | <b>12</b> | <b>13</b> | <b>3</b> | <b>200</b> |

Halftime: San Diego State 39, Kennesaw State 25. FG%: San Diego State 50.8, Kennesaw State 34.7. 3FG%: Kennesaw State 34.8, San Diego State 33.3. FT%: San Diego State 72.0, Kennesaw State 60.0. Officials: David Hall, Kelly Pfeifer, Chad Shepherd. Technicals: none.



## GAME 12

### San Diego State 62

### UC San Diego 46

Dec. 20, 2022 | San Diego, Calif.  
Steve Fisher Court at Viejas Arena | Att.: 12,414

**SAN DIEGO** — San Diego State wrapped up non-conference play Tuesday with a 62-46 triumph over UC San Diego at Viejas Arena.

With the victory, the Aztecs remain unbeaten in 13 all-time meetings against the Tritons.

Darrion Trammell was the lone player to reach double figures for SDSU (9-3), finishing with 18 points on 6-of-11 from the floor, including a 4-of-6 from beyond the arc, while Jaedon LeDee grabbed a career-high 12 rebounds.

However, both teams witnessed their share of offensive struggles, with the Aztecs shooting 36.1 percent from the floor (22-61) compared to the Tritons' 31.6 percent pace (18-57).

SDSU connected on 10-of-24 tries from three-point range (41.7 percent), while UCSD (5-7) was just 5-for-28 (17.9 percent) on its long-range attempts.

In addition, the Scarlet and Black maintained a sizeable 47-31 advantage in rebounds and a 17-10 edge in points off turnovers to help fuel their win.

The Aztecs never trailed, opening a 11-0 lead through the first five-plus minutes, capped by a Keshad Johnson dunk.

SDSU limited the Tritons to 22.2 percent shooting (6-27) in the first half, including draining just 2-of-15 from three-point range (13.3 percent).

Conversely, Trammell shouldered much of the Aztecs' offensive burden, nailing triples on three consecutive possessions late in the half to give the hosts a commanding 35-16 lead by intermission.

SDSU missed its first nine shots of the second period; however, UCSD could draw no closer than 13 points after Justin DeGraaf's layup cut the margin to 35-22 with 15 minutes remaining.

Unfazed, the Aztecs responded with a 16-3 blitz to quash any Triton comeback hopes. Nathan Mensah scored all six of his points during the run, including his first trey of the season at the 10:05 mark to give SDSU its largest lead of the night at 51-26.

In addition to Trammell's production, which included four assists, the Aztecs received nine points from Johnson, while Matt Bradley and Micah Parrish pulled down six rebounds apiece, with the latter notching a collegiate best.

After a slow start, UCSD's Bryce Pope scored 16 of his game-high 20 points on 7-of-11 shooting in the second half, while Francis Nwaokorie totaled nine points and seven boards for the Tritons in the loss.

| UC San Diego  | FG           | 3FG         | FT         | R         | F         | TP        | A        | TO        | S         | B        | MP         |
|---------------|--------------|-------------|------------|-----------|-----------|-----------|----------|-----------|-----------|----------|------------|
| Nwaokorie     | * 3-11       | 0-3         | 3-5        | 7         | 3         | 9         | 1        | 2         | 0         | 1        | 36         |
| Tshimanga     | * 1-4        | 0-0         | 2-2        | 6         | 4         | 4         | 0        | 3         | 0         | 0        | 20         |
| Anderson III  | * 1-6        | 0-3         | 0-0        | 2         | 3         | 2         | 0        | 4         | 1         | 1        | 20         |
| Pope          | * 9-17       | 2-8         | 0-1        | 4         | 0         | 20        | 0        | 1         | 5         | 0        | 34         |
| Roquemore     | * 1-5        | 1-2         | 0-0        | 5         | 0         | 3         | 0        | 2         | 5         | 0        | 34         |
| Kosakowski    | 1-7          | 1-6         | 0-0        | 1         | 0         | 3         | 1        | 0         | 0         | 0        | 17         |
| DeGraaf       | 1-1          | 0-0         | 0-0        | 1         | 2         | 2         | 0        | 2         | 0         | 0        | 11         |
| Patterson     | 0-3          | 0-3         | 0-0        | 0         | 1         | 0         | 1        | 0         | 0         | 0        | 14         |
| Vuljic        | 1-3          | 1-3         | 0-0        | 1         | 1         | 3         | 1        | 1         | 1         | 0        | 14         |
| TEAM          |              |             |            | 4         |           |           | 1        |           |           |          |            |
| <b>Totals</b> | <b>18-57</b> | <b>5-28</b> | <b>5-8</b> | <b>31</b> | <b>14</b> | <b>46</b> | <b>4</b> | <b>16</b> | <b>12</b> | <b>2</b> | <b>200</b> |

| San Diego State | FG           | 3FG          | FT          | R         | F         | TP        | A         | TO        | S        | B        | MP         |
|-----------------|--------------|--------------|-------------|-----------|-----------|-----------|-----------|-----------|----------|----------|------------|
| Johnson         | * 3-9        | 0-2          | 3-4         | 5         | 2         | 9         | 0         | 1         | 1        | 1        | 20         |
| LeDee           | * 1-7        | 0-0          | 0-0         | 12        | 3         | 2         | 3         | 2         | 1        | 0        | 23         |
| Butler          | * 2-8        | 1-3          | 0-0         | 3         | 3         | 5         | 3         | 2         | 1        | 0        | 24         |
| Trammell        | * 6-11       | 4-6          | 2-2         | 5         | 0         | 18        | 4         | 1         | 3        | 0        | 28         |
| Bradley         | * 2-4        | 1-3          | 0-0         | 6         | 0         | 5         | 1         | 2         | 1        | 2        | 23         |
| Seiko           | 2-6          | 2-5          | 0-0         | 2         | 1         | 6         | 0         | 0         | 0        | 0        | 17         |
| Parrish         | 2-6          | 1-3          | 0-0         | 6         | 4         | 5         | 0         | 1         | 1        | 2        | 21         |
| Mensah          | 2-7          | 1-1          | 1-2         | 3         | 1         | 6         | 0         | 4         | 1        | 2        | 17         |
| Arop            | 2-2          | 0-0          | 0-0         | 1         | 0         | 4         | 0         | 0         | 0        | 0        | 10         |
| Saunders        | 0-1          | 0-1          | 2-2         | 0         | 0         | 2         | 1         | 1         | 0        | 0        | 10         |
| Byrd            | 0-0          | 0-0          | 0-0         | 1         | 1         | 0         | 0         | 1         | 0        | 0        | 6          |
| TEAM            |              |              |             | 3         |           |           | 0         |           |          |          |            |
| <b>Totals</b>   | <b>22-61</b> | <b>10-24</b> | <b>8-10</b> | <b>47</b> | <b>13</b> | <b>62</b> | <b>12</b> | <b>15</b> | <b>9</b> | <b>7</b> | <b>200</b> |



## SEASON STATISTICS

Record: 9-3 (Home: 7-0, Away: 1-0, Neutral: 1-3)

| No.                      | Player               | GP         | GS | Min        | Avg  | TOTAL        |     |              | 3-PTS       |     |       | REBOUNDS     |     |       | PF               | FO | A                    | TO  | Blk      | Stl | Pts | Avg |     |     |     |      |
|--------------------------|----------------------|------------|----|------------|------|--------------|-----|--------------|-------------|-----|-------|--------------|-----|-------|------------------|----|----------------------|-----|----------|-----|-----|-----|-----|-----|-----|------|
|                          |                      |            |    |            |      | FG           | FGA | Pct          | 3FG         | FGA | Pct   | FT           | FTA | Pct   |                  |    |                      |     |          |     |     |     | Off | Def | Tot | Avg  |
| 12                       | TRAMMELL, Darrion    | 11         | 11 | 320        | 29.1 | 45           | 118 | .381         | 18          | 52  | .346  | 37           | 44  | .841  | 3                | 27 | 30                   | 2.7 | 22       | 0   | 40  | 16  | 0   | 22  | 145 | 13.2 |
| 20                       | BRADLEY, Matt        | 12         | 12 | 304        | 25.3 | 47           | 122 | .385         | 12          | 45  | .267  | 25           | 28  | .893  | 8                | 43 | 51                   | 4.3 | 21       | 1   | 23  | 23  | 3   | 8   | 131 | 10.9 |
| 05                       | BUTLER, Lamont       | 12         | 12 | 296        | 24.7 | 38           | 88  | .432         | 10          | 31  | .323  | 14           | 23  | .609  | 1                | 25 | 26                   | 2.2 | 32       | 0   | 38  | 21  | 2   | 25  | 100 | 8.3  |
| 03                       | PARRISH, Micah       | 12         | 1  | 262        | 21.8 | 33           | 77  | .429         | 19          | 48  | .396  | 14           | 20  | .700  | 4                | 28 | 32                   | 2.7 | 18       | 0   | 6   | 14  | 2   | 12  | 99  | 8.3  |
| 13                       | LEDEE, Jaedon        | 12         | 1  | 218        | 18.2 | 31           | 71  | .437         | 0           | 4   | .000  | 34           | 44  | .773  | 21               | 39 | 60                   | 5.0 | 24       | 0   | 16  | 14  | 2   | 8   | 96  | 8.0  |
| 00                       | JOHNSON, Keshad      | 12         | 12 | 239        | 19.9 | 33           | 59  | .559         | 3           | 15  | .200  | 18           | 29  | .621  | 19               | 31 | 50                   | 4.2 | 18       | 1   | 9   | 10  | 3   | 4   | 87  | 7.3  |
| 31                       | MENSAH, Nathan       | 12         | 11 | 252        | 21.0 | 33           | 57  | .579         | 1           | 1   | 1.000 | 17           | 25  | .680  | 21               | 50 | 71                   | 5.9 | 25       | 2   | 5   | 16  | 19  | 12  | 84  | 7.0  |
| 02                       | SEIKO, Adam          | 11         | 0  | 200        | 18.2 | 21           | 43  | .488         | 15          | 34  | .441  | 10           | 12  | .833  | 4                | 16 | 20                   | 1.8 | 10       | 0   | 6   | 6   | 0   | 5   | 67  | 6.1  |
| 33                       | AROP, Aguek          | 11         | 0  | 167        | 15.2 | 24           | 33  | .727         | 0           | 2   | .000  | 3            | 8   | .375  | 12               | 15 | 27                   | 2.5 | 21       | 0   | 12  | 7   | 2   | 8   | 51  | 4.6  |
| 21                       | BYRD, Miles          | 4          | 0  | 40         | 10.0 | 7            | 13  | .538         | 2           | 7   | .286  | 1            | 2   | .500  | 0                | 2  | 2                    | 0.5 | 3        | 0   | 6   | 4   | 0   | 2   | 17  | 4.3  |
| 11                       | JOHNSON JR, Demarsha | 3          | 0  | 24         | 8.0  | 3            | 5   | .600         | 0           | 0   | .000  | 2            | 2   | 1.000 | 1                | 3  | 4                    | 1.3 | 1        | 0   | 1   | 3   | 1   | 0   | 8   | 2.7  |
| 25                       | SAUNDERS, Elijah     | 6          | 0  | 66         | 11.0 | 4            | 15  | .267         | 2           | 9   | .222  | 2            | 5   | .400  | 4                | 8  | 12                   | 2.0 | 2        | 0   | 7   | 6   | 1   | 0   | 12  | 2.0  |
| 14                       | ALGER, Cade          | 3          | 0  | 11         | 3.7  | 2            | 4   | .500         | 2           | 4   | .500  | 0            | 0   | .000  | 0                | 2  | 2                    | 0.7 | 1        | 0   | 0   | 0   | 0   | 0   | 6   | 2.0  |
| 04                       | BARNETT, Jared       | 3          | 0  | 20         | 6.7  | 1            | 5   | .200         | 1           | 2   | .500  | 0            | 0   | .000  | 1                | 2  | 3                    | 1.0 | 2        | 0   | 3   | 4   | 0   | 1   | 3   | 1.0  |
| 42                       | BROUGHTON, Triston   | 1          | 0  | 2          | 2.0  | 0            | 0   | .000         | 0           | 0   | .000  | 0            | 0   | .000  | 0                | 0  | 0                    | 0.0 | 0        | 0   | 0   | 0   | 0   | 0   | 0   | 0.0  |
| 24                       | BROUGHTON, Tyler     | 2          | 0  | 4          | 2.0  | 0            | 0   | .000         | 0           | 0   | .000  | 0            | 0   | .000  | 0                | 1  | 1                    | 0.5 | 0        | 0   | 0   | 2   | 0   | 1   | 0   | 0.0  |
| TEAM                     |                      |            |    |            |      |              |     |              |             |     |       |              |     |       |                  |    |                      |     |          |     |     |     |     |     |     |      |
| SAN DIEGO STATE          |                      | 12         |    |            |      | 322 710 .454 |     |              | 85 254 .335 |     |       | 177 242 .731 |     |       | 117 313 430 35.8 |    | 200 4 172 151 35 108 |     | 906 75.5 |     |     |     |     |     |     |      |
| OPPONENTS                |                      | 12         |    |            |      | 282 674 .418 |     |              | 78 260 .300 |     |       | 143 199 .719 |     |       | 99 296 395 32.9  |    | 239 5 121 196 34 84  |     | 785 65.4 |     |     |     |     |     |     |      |
| <b>SCORE BY PERIODS:</b> |                      | <b>1st</b> |    | <b>2nd</b> |      | <b>OT</b>    |     | <b>Total</b> |             |     |       |              |     |       |                  |    |                      |     |          |     |     |     |     |     |     |      |
| SAN DIEGO STATE          |                      | 443        |    | 456        |      | 7            |     | -906         |             |     |       |              |     |       |                  |    |                      |     |          |     |     |     |     |     |     |      |
| OPPONENTS                |                      | 352        |    | 422        |      | 11           |     | -785         |             |     |       |              |     |       |                  |    |                      |     |          |     |     |     |     |     |     |      |

## HOME/AWAY STATISTICS

## Home: 7-0

| No.             | Player               | GP | GS | Min | Avg  | TOTAL        |     |      | 3-PTS       |     |       | REBOUNDS    |     |       | PF              | FO | A  | TO    | Blk | Stl    | Pts | Avg   |     |          |     |      |
|-----------------|----------------------|----|----|-----|------|--------------|-----|------|-------------|-----|-------|-------------|-----|-------|-----------------|----|----|-------|-----|--------|-----|-------|-----|----------|-----|------|
|                 |                      |    |    |     |      | FG           | FGA | Pct  | 3FG         | FGA | Pct   | FT          | FTA | Pct   |                 |    |    |       |     |        |     |       | Off | Def      | Tot | Avg  |
| 12              | TRAMMELL, Darrion    | 6  | 6  | 177 | 29.5 | 30           | 65  | .462 | 15          | 32  | .469  | 17          | 19  | .895  | 3               | 16 | 19 | 3.2   | 11  | 0      | 22  | 9     | 0   | 12       | 92  | 15.3 |
| 20              | BRADLEY, Matt        | 7  | 7  | 176 | 25.1 | 24           | 60  | .400 | 6           | 21  | .286  | 11          | 12  | .917  | 6               | 24 | 30 | 4.3   | 7   | 0      | 21  | 13    | 2   | 5        | 65  | 9.3  |
| 31              | MENSAH, Nathan       | 7  | 6  | 152 | 21.7 | 25           | 43  | .581 | 1           | 1   | 1.000 | 14          | 20  | .700  | 12              | 33 | 45 | 6.4   | 9   | 0      | 4   | 8     | 13  | 9        | 65  | 9.3  |
| 13              | LEDEE, Jaedon        | 7  | 1  | 128 | 18.3 | 18           | 42  | .429 | 0           | 4   | .000  | 25          | 34  | .735  | 16              | 23 | 39 | 5.6   | 13  | 0      | 13  | 9     | 1   | 5        | 61  | 8.7  |
| 03              | PARRISH, Micah       | 7  | 1  | 149 | 21.3 | 19           | 47  | .404 | 11          | 27  | .407  | 10          | 14  | .714  | 4               | 15 | 19 | 2.7   | 8   | 0      | 4   | 9     | 2   | 10       | 59  | 8.4  |
| 05              | BUTLER, Lamont       | 7  | 7  | 161 | 23.0 | 21           | 47  | .447 | 7           | 21  | .333  | 1           | 4   | .250  | 1               | 18 | 19 | 2.7   | 21  | 0      | 26  | 13    | 1   | 20       | 50  | 7.1  |
| 02              | SEIKO, Adam          | 6  | 0  | 103 | 17.2 | 13           | 29  | .448 | 11          | 24  | .458  | 4           | 5   | .800  | 3               | 5  | 8  | 1.3   | 5   | 0      | 4   | 0     | 0   | 3        | 41  | 6.8  |
| 00              | JOHNSON, Keshad      | 7  | 7  | 120 | 17.1 | 14           | 29  | .483 | 1           | 8   | .125  | 11          | 18  | .611  | 12              | 15 | 27 | 3.9   | 10  | 0      | 6   | 7     | 2   | 2        | 40  | 5.7  |
| 21              | BYRD, Miles          | 4  | 0  | 40  | 10.0 | 7            | 13  | .538 | 2           | 7   | .286  | 1           | 2   | .500  | 0               | 2  | 2  | 0.5   | 3   | 0      | 6   | 4     | 0   | 2        | 17  | 4.3  |
| 33              | AROP, Aguek          | 6  | 0  | 71  | 11.8 | 10           | 15  | .667 | 0           | 1   | .000  | 0           | 4   | .000  | 6               | 8  | 14 | 2.3   | 9   | 0      | 3   | 3     | 0   | 3        | 20  | 3.3  |
| 11              | JOHNSON JR, Demarsha | 3  | 0  | 24  | 8.0  | 3            | 5   | .600 | 0           | 0   | .000  | 2           | 2   | 1.000 | 1               | 3  | 4  | 1.3   | 1   | 0      | 1   | 3     | 1   | 0        | 8   | 2.7  |
| 25              | SAUNDERS, Elijah     | 5  | 0  | 62  | 12.4 | 4            | 13  | .308 | 2           | 8   | .250  | 2           | 5   | .400  | 4               | 8  | 12 | 2.4   | 1   | 0      | 7   | 6     | 1   | 0        | 12  | 2.4  |
| 14              | ALGER, Cade          | 3  | 0  | 11  | 3.7  | 2            | 4   | .500 | 2           | 4   | .500  | 0           | 0   | .000  | 0               | 2  | 2  | 0.7   | 1   | 0      | 0   | 0     | 0   | 0        | 6   | 2.0  |
| 04              | BARNETT, Jared       | 3  | 0  | 20  | 6.7  | 1            | 5   | .200 | 1           | 2   | .500  | 0           | 0   | .000  | 1               | 2  | 3  | 1.0   | 2   | 0      | 3   | 4     | 0   | 1        | 3   | 1.0  |
| 42              | BROUGHTON, Triston   | 1  | 0  | 2   | 2.0  | 0            | 0   | .000 | 0           | 0   | .000  | 0           | 0   | .000  | 0               | 0  | 0  | 0.0   | 0   | 0      | 0   | 0     | 0   | 0        | 0   | 0.0  |
| 24              | BROUGHTON, Tyler     | 2  | 0  | 4   | 2.0  | 0            | 0   | .000 | 0           | 0   | .000  | 0           | 0   | .000  | 0               | 1  | 1  | 0.5   | 0   | 0      | 0   | 2     | 0   | 1        | 0   | 0.0  |
| TEAM            |                      |    |    |     |      |              |     |      |             |     |       |             |     |       |                 |    |    |       |     |        |     |       |     |          |     |      |
| SAN DIEGO STATE |                      | 7  |    |     |      | 191 417 .458 |     |      | 59 160 .369 |     |       | 98 139 .705 |     |       | 77 190 267 38.1 |    |    | 101 0 |     | 120 92 |     | 23 73 |     | 539 77.0 |     |      |
| OPPONENTS       |                      | 7  |    |     |      | 151 389 .388 |     |      | 49 165 .297 |     |       | 62 88 .705  |     |       | 55 161 216 30.9 |    |    | 134 2 |     | 70 125 |     | 16 53 |     | 413 59.0 |     |      |

| SCORE BY PERIODS: | 1st | 2nd | Total |
|-------------------|-----|-----|-------|
| SAN DIEGO STATE   | 262 | 277 | -539  |
| OPPONENTS         | 198 | 215 | -413  |

## Away/Neutral: 2-3 (Away: 1-0, Neutral: 1-3)

| No.             | Player            | GP | GS | Min | Avg  | TOTAL        |     |      | 3-PTS      |     |      | REBOUNDS    |     |      | PF              | FO | A  | TO    | Blk | Stl   | Pts | Avg   |     |          |     |      |
|-----------------|-------------------|----|----|-----|------|--------------|-----|------|------------|-----|------|-------------|-----|------|-----------------|----|----|-------|-----|-------|-----|-------|-----|----------|-----|------|
|                 |                   |    |    |     |      | FG           | FGA | Pct  | 3FG        | FGA | Pct  | FT          | FTA | Pct  |                 |    |    |       |     |       |     |       | Off | Def      | Tot | Avg  |
| 20              | BRADLEY, Matt     | 5  | 5  | 128 | 25.6 | 23           | 62  | .371 | 6          | 24  | .250 | 14          | 16  | .875 | 2               | 19 | 21 | 4.2   | 14  | 1     | 2   | 10    | 1   | 3        | 66  | 13.2 |
| 12              | TRAMMELL, Darrion | 5  | 5  | 143 | 28.6 | 15           | 53  | .283 | 3          | 20  | .150 | 20          | 25  | .800 | 0               | 11 | 11 | 2.2   | 11  | 0     | 18  | 7     | 0   | 10       | 53  | 10.6 |
| 05              | BUTLER, Lamont    | 5  | 5  | 135 | 27.0 | 17           | 41  | .415 | 3          | 10  | .300 | 13          | 19  | .684 | 0               | 7  | 7  | 1.4   | 11  | 0     | 12  | 8     | 1   | 5        | 50  | 10.0 |
| 00              | JOHNSON, Keshad   | 5  | 5  | 119 | 23.8 | 19           | 30  | .633 | 2          | 7   | .286 | 7           | 11  | .636 | 7               | 16 | 23 | 4.6   | 8   | 1     | 3   | 3     | 1   | 2        | 47  | 9.4  |
| 03              | PARRISH, Micah    | 5  | 0  | 113 | 22.6 | 14           | 30  | .467 | 8          | 21  | .381 | 4           | 6   | .667 | 0               | 13 | 13 | 2.6   | 10  | 0     | 2   | 5     | 0   | 2        | 40  | 8.0  |
| 13              | LEDEE, Jaedon     | 5  | 0  | 90  | 18.0 | 13           | 29  | .448 | 0          | 0   | .000 | 9           | 10  | .900 | 5               | 16 | 21 | 4.2   | 11  | 0     | 3   | 5     | 1   | 3        | 35  | 7.0  |
| 33              | AROP, Aguek       | 5  | 0  | 96  | 19.2 | 14           | 18  | .778 | 0          | 1   | .000 | 3           | 4   | .750 | 6               | 7  | 13 | 2.6   | 12  | 0     | 9   | 4     | 2   | 5        | 31  | 6.2  |
| 02              | SEIKO, Adam       | 5  | 0  | 97  | 19.4 | 8            | 14  | .571 | 4          | 10  | .400 | 6           | 7   | .857 | 1               | 11 | 12 | 2.4   | 5   | 0     | 2   | 6     | 0   | 2        | 26  | 5.2  |
| 31              | MENSAH, Nathan    | 5  | 5  | 100 | 20.0 | 8            | 14  | .571 | 0          | 0   | .000 | 3           | 5   | .600 | 9               | 17 | 26 | 5.2   | 16  | 2     | 1   | 8     | 6   | 3        | 19  | 3.8  |
| 25              | SAUNDERS, Elijah  | 1  | 0  | 4   | 4.0  | 0            | 2   | .000 | 0          | 1   | .000 | 0           | 0   | .000 | 0               | 0  | 0  | 0.0   | 1   | 0     | 0   | 0     | 0   | 0        | 0   | 0.0  |
| TEAM            |                   |    |    |     |      |              |     |      |            |     |      |             |     |      |                 |    |    |       |     |       |     |       |     |          |     |      |
| SAN DIEGO STATE |                   | 5  |    |     |      | 131 293 .447 |     |      | 26 94 .277 |     |      | 79 103 .767 |     |      | 40 123 163 32.6 |    |    | 99 4  |     | 52 59 |     | 12 35 |     | 367 73.4 |     |      |
| OPPONENTS       |                   | 5  |    |     |      | 131 285 .460 |     |      | 29 95 .305 |     |      | 81 111 .730 |     |      | 44 135 179 35.8 |    |    | 105 3 |     | 51 71 |     | 18 31 |     | 372 74.4 |     |      |

| SCORE BY PERIODS: | 1st | 2nd | OT | Total |
|-------------------|-----|-----|----|-------|
| SAN DIEGO STATE   | 181 | 179 | 7  | -367  |
| OPPONENTS         | 154 | 207 | 11 | -372  |

## WIN/LOSS STATISTICS

## Wins: 9

| No.             | Player               | GP | GS | Min | Avg  | TOTAL |     |      | 3-PTS |     |       | REBOUNDS |     |       | PF | FO  | A   | TO   | Blk | Stl | Pts | Avg |     |     |     |      |  |   |
|-----------------|----------------------|----|----|-----|------|-------|-----|------|-------|-----|-------|----------|-----|-------|----|-----|-----|------|-----|-----|-----|-----|-----|-----|-----|------|--|---|
|                 |                      |    |    |     |      | FG    | FGA | Pct  | 3FG   | FGA | Pct   | FT       | FTA | Pct   |    |     |     |      |     |     |     |     | Off | Def | Tot | Avg  |  |   |
| 12              | TRAMMELL, Darrion    | 8  | 8  | 229 | 28.6 | 31    | 78  | .397 | 15    | 37  | .405  | 27       | 32  | .844  | 3  | 21  | 24  | 3.0  | 15  | 0   | 32  | 11  | 0   | 17  | 104 | 13.0 |  |   |
| 20              | BRADLEY, Matt        | 9  | 9  | 217 | 24.1 | 33    | 81  | .407 | 11    | 32  | .344  | 13       | 14  | .929  | 7  | 29  | 36  | 4.0  | 16  | 1   | 22  | 17  | 3   | 5   | 90  | 10.0 |  |   |
| 03              | PARRISH, Micah       | 9  | 1  | 190 | 21.1 | 28    | 62  | .452 | 16    | 37  | .432  | 11       | 16  | .688  | 4  | 22  | 26  | 2.9  | 13  | 0   | 5   | 9   | 2   | 10  | 83  | 9.2  |  |   |
| 13              | LEDEE, Jaedon        | 9  | 1  | 171 | 19.0 | 26    | 56  | .464 | 0     | 4   | .000  | 29       | 38  | .763  | 17 | 31  | 48  | 5.3  | 17  | 0   | 14  | 11  | 2   | 5   | 81  | 9.0  |  |   |
| 05              | BUTLER, Lamont       | 9  | 9  | 220 | 24.4 | 30    | 64  | .469 | 10    | 27  | .370  | 6        | 10  | .600  | 1  | 20  | 21  | 2.3  | 24  | 0   | 35  | 13  | 2   | 22  | 76  | 8.4  |  |   |
| 02              | SEIKO, Adam          | 8  | 0  | 147 | 18.4 | 20    | 38  | .526 | 15    | 30  | .500  | 8        | 9   | .889  | 4  | 12  | 16  | 2.0  | 7   | 0   | 5   | 2   | 0   | 3   | 63  | 7.9  |  |   |
| 31              | MENSAH, Nathan       | 9  | 8  | 197 | 21.9 | 27    | 48  | .563 | 1     | 1   | 1.000 | 14       | 21  | .667  | 15 | 41  | 56  | 6.2  | 13  | 0   | 4   | 12  | 17  | 9   | 69  | 7.7  |  |   |
| 00              | JOHNSON, Keshad      | 9  | 9  | 166 | 18.4 | 21    | 41  | .512 | 2     | 12  | .167  | 13       | 22  | .591  | 13 | 21  | 34  | 3.8  | 11  | 0   | 8   | 8   | 2   | 3   | 57  | 6.3  |  |   |
| 21              | BYRD, Miles          | 4  | 0  | 40  | 10.0 | 7     | 13  | .538 | 2     | 7   | .286  | 1        | 2   | .500  | 0  | 2   | 2   | 0.5  | 3   | 0   | 6   | 4   | 0   | 2   | 17  | 4.3  |  |   |
| 33              | AROP, Aguek          | 8  | 0  | 100 | 12.5 | 15    | 21  | .714 | 0     | 1   | .000  | 2        | 6   | .333  | 7  | 11  | 18  | 2.3  | 14  | 0   | 7   | 5   | 0   | 7   | 32  | 4.0  |  |   |
| 11              | JOHNSON JR, Demarsha | 3  | 0  | 24  | 8.0  | 3     | 5   | .600 | 0     | 0   | .000  | 2        | 2   | 1.000 | 1  | 3   | 4   | 1.3  | 1   | 0   | 1   | 3   | 1   | 0   | 8   | 2.7  |  |   |
| 25              | SAUNDERS, Elijah     | 5  | 0  | 62  | 12.4 | 4     | 13  | .308 | 2     | 8   | .250  | 2        | 5   | .400  | 4  | 8   | 12  | 2.4  | 1   | 0   | 7   | 6   | 1   | 0   | 12  | 2.4  |  |   |
| 14              | ALGER, Cade          | 3  | 0  | 11  | 3.7  | 2     | 4   | .500 | 2     | 4   | .500  | 0        | 0   | .000  | 0  | 2   | 2   | 0.7  | 1   | 0   | 0   | 0   | 0   | 0   | 6   | 2.0  |  |   |
| 04              | BARNETT, Jared       | 3  | 0  | 20  | 6.7  | 1     | 5   | .200 | 1     | 2   | .500  | 0        | 0   | .000  | 1  | 2   | 3   | 1.0  | 2   | 0   | 3   | 4   | 0   | 1   | 3   | 1.0  |  |   |
| 42              | BROUGHTON, Triston   | 1  | 0  | 2   | 2.0  | 0     | 0   | .000 | 0     | 0   | .000  | 0        | 0   | .000  | 0  | 0   | 0   | 0.0  | 0   | 0   | 0   | 0   | 0   | 0   | 0   | 0.0  |  |   |
| 24              | BROUGHTON, Tyler     | 2  | 0  | 4   | 2.0  | 0     | 0   | .000 | 0     | 0   | .000  | 0        | 0   | .000  | 0  | 1   | 1   | 0.5  | 0   | 0   | 0   | 2   | 0   | 1   | 0   | 0.0  |  |   |
| TEAM            |                      |    |    |     |      |       |     |      |       |     |       |          |     |       | 10 | 18  | 28  | 3.1  | 0   |     |     |     |     |     | 3   |      |  | 0 |
| SAN DIEGO STATE |                      | 9  |    |     |      | 248   | 529 | .469 | 77    | 202 | .381  | 128      | 177 | .723  | 87 | 244 | 331 | 36.8 | 138 | 1   | 149 | 110 | 30  | 85  | 701 | 77.9 |  |   |
| OPPONENTS       |                      | 9  |    |     |      | 200   | 507 | .394 | 60    | 205 | .293  | 92       | 127 | .724  | 75 | 207 | 282 | 31.3 | 173 | 3   | 89  | 150 | 24  | 60  | 552 | 61.3 |  |   |

| SCORE BY PERIODS: | 1st | 2nd | Total |
|-------------------|-----|-----|-------|
| SAN DIEGO STATE   | 340 | 361 | -701  |
| OPPONENTS         | 254 | 298 | -552  |

## Losses: 3

| No.             | Player            | GP | GS | Min | Avg  | TOTAL |     |      | 3-PTS |     |      | REBOUNDS |     |      | PF | FO | A   | TO   | Blk | Stl | Pts | Avg |     |     |     |      |  |   |
|-----------------|-------------------|----|----|-----|------|-------|-----|------|-------|-----|------|----------|-----|------|----|----|-----|------|-----|-----|-----|-----|-----|-----|-----|------|--|---|
|                 |                   |    |    |     |      | FG    | FGA | Pct  | 3FG   | FGA | Pct  | FT       | FTA | Pct  |    |    |     |      |     |     |     |     | Off | Def | Tot | Avg  |  |   |
| 20              | BRADLEY, Matt     | 3  | 3  | 87  | 29.0 | 14    | 41  | .341 | 1     | 13  | .077 | 12       | 14  | .857 | 1  | 14 | 15  | 5.0  | 5   | 0   | 1   | 6   | 0   | 3   | 41  | 13.7 |  |   |
| 12              | TRAMMELL, Darrion | 3  | 3  | 91  | 30.3 | 14    | 40  | .350 | 3     | 15  | .200 | 10       | 12  | .833 | 0  | 6  | 6   | 2.0  | 7   | 0   | 8   | 5   | 0   | 5   | 41  | 13.7 |  |   |
| 00              | JOHNSON, Keshad   | 3  | 3  | 73  | 24.3 | 12    | 18  | .667 | 1     | 3   | .333 | 5        | 7   | .714 | 6  | 10 | 16  | 5.3  | 7   | 1   | 1   | 2   | 1   | 1   | 30  | 10.0 |  |   |
| 05              | BUTLER, Lamont    | 3  | 3  | 76  | 25.3 | 8     | 24  | .333 | 0     | 4   | .000 | 8        | 13  | .615 | 0  | 5  | 5   | 1.7  | 8   | 0   | 3   | 8   | 0   | 3   | 24  | 8.0  |  |   |
| 33              | AROP, Aguek       | 3  | 0  | 67  | 22.3 | 9     | 12  | .750 | 0     | 1   | .000 | 1        | 2   | .500 | 5  | 4  | 9   | 3.0  | 7   | 0   | 5   | 2   | 2   | 1   | 19  | 6.3  |  |   |
| 03              | PARRISH, Micah    | 3  | 0  | 72  | 24.0 | 5     | 15  | .333 | 3     | 11  | .273 | 3        | 4   | .750 | 0  | 6  | 6   | 2.0  | 5   | 0   | 1   | 5   | 0   | 2   | 16  | 5.3  |  |   |
| 31              | MENSAH, Nathan    | 3  | 3  | 55  | 18.3 | 6     | 9   | .667 | 0     | 0   | .000 | 3        | 4   | .750 | 6  | 9  | 15  | 5.0  | 12  | 2   | 1   | 4   | 2   | 3   | 15  | 5.0  |  |   |
| 13              | LEDEE, Jaedon     | 3  | 0  | 47  | 15.7 | 5     | 15  | .333 | 0     | 0   | .000 | 5        | 6   | .833 | 4  | 8  | 12  | 4.0  | 7   | 0   | 2   | 3   | 0   | 3   | 15  | 5.0  |  |   |
| 02              | SEIKO, Adam       | 3  | 0  | 53  | 17.7 | 1     | 5   | .200 | 0     | 4   | .000 | 2        | 3   | .667 | 0  | 4  | 4   | 1.3  | 3   | 0   | 1   | 4   | 0   | 2   | 4   | 1.3  |  |   |
| 25              | SAUNDERS, Elijah  | 1  | 0  | 4   | 4.0  | 0     | 2   | .000 | 0     | 1   | .000 | 0        | 0   | .000 | 0  | 0  | 0   | 0.0  | 1   | 0   | 0   | 0   | 0   | 0   | 0   | 0.0  |  |   |
| TEAM            |                   |    |    |     |      |       |     |      |       |     |      |          |     |      | 8  | 3  | 11  | 3.7  | 0   |     |     |     |     |     | 2   |      |  | 0 |
| SAN DIEGO STATE |                   | 3  |    |     |      | 74    | 181 | .409 | 8     | 52  | .154 | 49       | 65  | .754 | 30 | 69 | 99  | 33.0 | 62  | 3   | 23  | 41  | 5   | 23  | 205 | 68.3 |  |   |
| OPPONENTS       |                   | 3  |    |     |      | 82    | 167 | .491 | 18    | 55  | .327 | 51       | 72  | .708 | 24 | 89 | 113 | 37.7 | 66  | 2   | 32  | 46  | 10  | 24  | 233 | 77.7 |  |   |

| SCORE BY PERIODS: | 1st | 2nd | OT | Total |
|-------------------|-----|-----|----|-------|
| SAN DIEGO STATE   | 103 | 95  | 7  | -205  |
| OPPONENTS         | 98  | 124 | 11 | -233  |



## 2022 MAUI JIM MAUI INVITATIONAL TOURNAMENT

Record: 1-2 (Neutral: 1-2)

| No.             | Player            | GP | GS | Min | Avg  | TOTAL |     |      | 3-PTS |     |      | FT |     |       | REBOUNDS |     |     |      | PF | FO | A  | TO | Blk | Stl | Pts | Avg  |
|-----------------|-------------------|----|----|-----|------|-------|-----|------|-------|-----|------|----|-----|-------|----------|-----|-----|------|----|----|----|----|-----|-----|-----|------|
|                 |                   |    |    |     |      | FG    | FGA | Pct  | 3FG   | FGA | Pct  | FT | FTA | Pct   | Off      | Def | Tot | Avg  |    |    |    |    |     |     |     |      |
| 20              | BRADLEY, Matt     | 3  | 3  | 76  | 25.3 | 16    | 39  | .410 | 5     | 15  | .333 | 9  | 11  | .818  | 1        | 10  | 11  | 3.7  | 8  | 1  | 2  | 5  | 0   | 3   | 46  | 15.3 |
| 12              | TRAMMELL, Darrion | 3  | 3  | 87  | 29.0 | 12    | 37  | .324 | 2     | 14  | .143 | 14 | 17  | .824  | 0        | 6   | 6   | 2.0  | 5  | 0  | 8  | 4  | 0   | 6   | 40  | 13.3 |
| 05              | BUTLER, Lamont    | 3  | 3  | 77  | 25.7 | 11    | 29  | .379 | 1     | 6   | .167 | 5  | 7   | .714  | 0        | 4   | 4   | 1.3  | 8  | 0  | 4  | 8  | 0   | 3   | 28  | 9.3  |
| 03              | PARRISH, Micah    | 3  | 0  | 76  | 25.3 | 10    | 19  | .526 | 5     | 14  | .357 | 2  | 3   | .667  | 0        | 10  | 10  | 3.3  | 5  | 0  | 2  | 4  | 0   | 2   | 27  | 9.0  |
| 00              | JOHNSON, Keshad   | 3  | 3  | 74  | 24.7 | 9     | 16  | .563 | 0     | 2   | .000 | 6  | 9   | .667  | 6        | 11  | 17  | 5.7  | 8  | 1  | 3  | 2  | 1   | 0   | 24  | 8.0  |
| 33              | AROP, Aguek       | 3  | 0  | 63  | 21.0 | 8     | 10  | .800 | 0     | 1   | .000 | 3  | 4   | .750  | 3        | 7   | 10  | 3.3  | 6  | 0  | 3  | 2  | 1   | 1   | 19  | 6.3  |
| 02              | SEIKO, Adam       | 3  | 0  | 59  | 19.7 | 6     | 9   | .667 | 2     | 5   | .400 | 4  | 4   | 1.000 | 0        | 8   | 8   | 2.7  | 2  | 0  | 1  | 4  | 0   | 2   | 18  | 6.0  |
| 13              | LEDEE, Jaedon     | 3  | 0  | 50  | 16.7 | 5     | 17  | .294 | 0     | 0   | .000 | 7  | 8   | .875  | 2        | 7   | 9   | 3.0  | 7  | 0  | 2  | 2  | 1   | 3   | 17  | 5.7  |
| 31              | MENSAH, Nathan    | 3  | 3  | 59  | 19.7 | 5     | 8   | .625 | 0     | 0   | .000 | 3  | 4   | .750  | 6        | 10  | 16  | 5.3  | 9  | 1  | 1  | 3  | 5   | 3   | 13  | 4.3  |
| 25              | SAUNDERS, Elijah  | 1  | 0  | 4   | 4.0  | 0     | 2   | .000 | 0     | 1   | .000 | 0  | 0   | .000  | 0        | 0   | 0   | 0.0  | 1  | 0  | 0  | 0  | 0   | 0   | 0   | 0.0  |
| TEAM            |                   |    |    |     |      |       |     |      |       |     |      |    |     |       | 7        | 3   | 10  | 3.3  | 0  |    |    | 1  |     |     | 0   |      |
| SAN DIEGO STATE |                   | 3  |    |     |      | 82    | 186 | .441 | 15    | 58  | .259 | 53 | 67  | .791  | 25       | 76  | 101 | 33.7 | 59 | 3  | 26 | 35 | 8   | 23  | 232 | 77.3 |
| OPPONENTS       |                   | 3  |    |     |      | 86    | 184 | .467 | 19    | 59  | .322 | 51 | 67  | .761  | 27       | 88  | 115 | 38.3 | 62 | 2  | 33 | 43 | 11  | 19  | 242 | 80.7 |

| SCORE BY PERIODS: | 1st | 2nd | OT | Total |
|-------------------|-----|-----|----|-------|
| SAN DIEGO STATE   | 105 | 120 | 7  | -232  |
| OPPONENTS         | 89  | 142 | 11 | -242  |

# JERRY COLANGELO CLASSIC

Record: 0-1 (Neutral: 0-1)

| No.                    | Player            | GP       | GS | Min | Avg  | TOTAL     |           |             | 3-PTS    |           |             | FT        |           |             | REBOUNDS  |           |           |             | PF        | FO       | A         | TO        | Blk      | Stl      | Pts       | Avg         |  |   |
|------------------------|-------------------|----------|----|-----|------|-----------|-----------|-------------|----------|-----------|-------------|-----------|-----------|-------------|-----------|-----------|-----------|-------------|-----------|----------|-----------|-----------|----------|----------|-----------|-------------|--|---|
|                        |                   |          |    |     |      | FG        | FGA       | Pct         | 3FG      | FGA       | Pct         | FT        | FTA       | Pct         | Off       | Def       | Tot       | Avg         |           |          |           |           |          |          |           |             |  |   |
| 20                     | BRADLEY, Matt     | 1        | 1  | 29  | 29.0 | 4         | 13        | .308        | 0        | 4         | .000        | 5         | 5         | 1.000       | 1         | 4         | 5         | 5.0         | 2         | 0        | 0         | 3         | 0        | 0        | 13        | 13.0        |  |   |
| 00                     | JOHNSON, Keshad   | 1        | 1  | 21  | 21.0 | 5         | 6         | .833        | 1        | 2         | .500        | 1         | 1         | 1.000       | 1         | 3         | 4         | 4.0         | 0         | 0        | 0         | 0         | 0        | 1        | 12        | 12.0        |  |   |
| 05                     | BUTLER, Lamont    | 1        | 1  | 30  | 30.0 | 3         | 7         | .429        | 0        | 1         | .000        | 5         | 8         | .625        | 0         | 3         | 3         | 3.0         | 2         | 0        | 2         | 0         | 0        | 1        | 11        | 11.0        |  |   |
| 12                     | TRAMMELL, Darrion | 1        | 1  | 27  | 27.0 | 3         | 11        | .273        | 1        | 4         | .250        | 0         | 1         | .000        | 0         | 2         | 2         | 2.0         | 3         | 0        | 4         | 2         | 0        | 0        | 7         | 7.0         |  |   |
| 33                     | AROP, Aguek       | 1        | 0  | 21  | 21.0 | 3         | 5         | .600        | 0        | 0         | .000        | 0         | 0         | .000        | 3         | 0         | 3         | 3.0         | 2         | 0        | 4         | 1         | 1        | 1        | 6         | 6.0         |  |   |
| 31                     | MENSAH, Nathan    | 1        | 1  | 19  | 19.0 | 2         | 4         | .500        | 0        | 0         | .000        | 0         | 0         | .000        | 2         | 2         | 4         | 4.0         | 5         | 1        | 0         | 2         | 1        | 0        | 4         | 4.0         |  |   |
| 03                     | PARRISH, Micah    | 1        | 0  | 19  | 19.0 | 1         | 4         | .250        | 1        | 2         | .500        | 1         | 2         | .500        | 0         | 1         | 1         | 1.0         | 1         | 0        | 0         | 1         | 0        | 0        | 4         | 4.0         |  |   |
| 13                     | LEDEE, Jaedon     | 1        | 0  | 18  | 18.0 | 2         | 4         | .500        | 0        | 0         | .000        | 0         | 0         | .000        | 3         | 5         | 8         | 8.0         | 2         | 0        | 1         | 2         | 0        | 0        | 4         | 4.0         |  |   |
| 02                     | SEIKO, Adam       | 1        | 0  | 16  | 16.0 | 0         | 2         | .000        | 0        | 2         | .000        | 0         | 1         | .000        | 0         | 1         | 1         | 1.0         | 2         | 0        | 0         | 1         | 0        | 0        | 0         | 0.0         |  |   |
| TEAM                   |                   |          |    |     |      |           |           |             |          |           |             |           |           |             | 2         | 2         | 4         | 4.0         | 0         |          |           |           |          | 1        |           |             |  | 0 |
| <b>SAN DIEGO STATE</b> |                   | <b>1</b> |    |     |      | <b>23</b> | <b>56</b> | <b>.411</b> | <b>3</b> | <b>15</b> | <b>.200</b> | <b>12</b> | <b>18</b> | <b>.667</b> | <b>12</b> | <b>23</b> | <b>35</b> | <b>35.0</b> | <b>19</b> | <b>1</b> | <b>11</b> | <b>13</b> | <b>2</b> | <b>3</b> | <b>61</b> | <b>61.0</b> |  |   |
| <b>OPPONENTS</b>       |                   | <b>1</b> |    |     |      | <b>24</b> | <b>49</b> | <b>.490</b> | <b>6</b> | <b>18</b> | <b>.333</b> | <b>14</b> | <b>20</b> | <b>.700</b> | <b>5</b>  | <b>27</b> | <b>32</b> | <b>32.0</b> | <b>24</b> | <b>1</b> | <b>8</b>  | <b>11</b> | <b>3</b> | <b>9</b> | <b>68</b> | <b>68.0</b> |  |   |

| SCORE BY PERIODS: | 1st | 2nd | Total |
|-------------------|-----|-----|-------|
| SAN DIEGO STATE   | 35  | 26  | -61   |
| OPPONENTS         | 35  | 33  | -68   |

## TEAM GAME-BY-GAME

| Opponent                               | Site/Date  | FG-FGA         | Pct          | 3P-3PA        | Pct          | FT-FTA         | Pct           | Off-Def        | Tot      | PF       | AT       | TO       | ST      | BS     | 1st-2nd             | Pts      |
|--|------------|----------------|--------------|---------------|--------------|----------------|---------------|----------------|----------|----------|----------|----------|---------|--------|---------------------|----------|
| at (19/20) SDSU<br>Cal State Fullerton | H<br>11/7  | 28-52<br>20-51 | .538<br>.392 | 8-18<br>4-22  | .444<br>.182 | 16-23<br>13-17 | .696<br>.765  | 5-25<br>8-23   | 30<br>31 | 16<br>20 | 18<br>6  | 12<br>18 | 12<br>6 | 1<br>3 | 32-48<br>25-32      | 80<br>57 |
| at (19/20) SDSU<br>Brigham Young       | H<br>11/11 | 26-65<br>28-61 | .400<br>.459 | 4-14<br>9-26  | .286<br>.346 | 26-37<br>10-16 | .703<br>.625  | 14-25<br>10-27 | 39<br>37 | 19<br>26 | 15<br>10 | 10<br>20 | 16<br>5 | 4<br>4 | 36-46<br>40-35      | 82<br>75 |
| (17/19) SDSU<br>at Stanford            | A<br>11/15 | 26-51<br>21-52 | .510<br>.404 | 8-21<br>4-18  | .381<br>.222 | 14-18<br>16-24 | .778<br>.667  | 3-24<br>12-20  | 27<br>32 | 21<br>19 | 15<br>10 | 11<br>17 | 9<br>3  | 2<br>4 | 41-33<br>30-32      | 74<br>62 |
| (17/19) SDSU<br>vs. Ohio State         | N<br>11/21 | 31-61<br>28-66 | .508<br>.424 | 10-21<br>7-22 | .476<br>.318 | 16-20<br>14-15 | .800<br>.933  | 7-30<br>8-26   | 37<br>34 | 16<br>20 | 14<br>9  | 7<br>8   | 3<br>4  | 5<br>4 | 37-51<br>26-51      | 88<br>77 |
| (17/19) SDSU<br>vs. (14/12) Arizona    | N<br>11/22 | 24-63<br>34-58 | .381<br>.586 | 3-19<br>9-20  | .158<br>.450 | 19-24<br>10-14 | .792<br>.714  | 11-19<br>9-32  | 30<br>41 | 20<br>22 | 4<br>16  | 13<br>19 | 11<br>6 | 1<br>4 | 33-37<br>37-50      | 70<br>87 |
| (17/19) SDSU<br>vs. (9/9) Arkansas     | N<br>11/23 | 27-63<br>24-60 | .435<br>.400 | 2-18<br>3-17  | .111<br>.176 | 18-23<br>27-38 | .783<br>.711  | 7-27<br>10-30  | 34<br>40 | 23<br>20 | 8<br>8   | 15<br>16 | 9<br>9  | 2<br>3 | 35-32-7<br>26-41-11 | 74<br>78 |
| at (24/24) SDSU<br>UC Irvine           | H<br>11/29 | 27-58<br>25-56 | .466<br>.446 | 6-21<br>7-17  | .286<br>.412 | 12-20<br>12-14 | .600<br>.857  | 10-24<br>7-24  | 34<br>31 | 15<br>19 | 16<br>13 | 14<br>16 | 9<br>7  | 3<br>1 | 32-40<br>30-39      | 72<br>69 |
| at (24/24) SDSU<br>Occidental          | H<br>12/2  | 35-67<br>24-57 | .522<br>.421 | 19-37<br>7-21 | .514<br>.333 | 6-11<br>2-2    | .545<br>1.000 | 15-26<br>5-21  | 41<br>26 | 4<br>14  | 26<br>15 | 12<br>17 | 5<br>7  | 4<br>2 | 59-36<br>29-28      | 95<br>57 |
| at (22/22) SDSU<br>Troy                | H<br>12/5  | 22-53<br>19-58 | .415<br>.328 | 4-22<br>9-28  | .182<br>.321 | 12-13<br>8-11  | .923<br>.727  | 11-26<br>13-19 | 37<br>32 | 13<br>16 | 12<br>10 | 17<br>17 | 9<br>7  | 1<br>2 | 29-31<br>33-22      | 60<br>55 |
| (22/22) SDSU<br>vs. Saint Mary's       | N<br>12/10 | 23-56<br>24-49 | .411<br>.490 | 3-15<br>6-18  | .200<br>.333 | 12-18<br>14-20 | .667<br>.700  | 12-23<br>5-27  | 35<br>32 | 19<br>24 | 11<br>8  | 13<br>11 | 3<br>9  | 2<br>3 | 35-26<br>35-33      | 61<br>68 |
| at (rv/rv) SDSU<br>Kennesaw State      | H<br>12/12 | 31-61<br>17-49 | .508<br>.347 | 8-24<br>8-23  | .333<br>.348 | 18-25<br>12-20 | .720<br>.600  | 9-30<br>6-22   | 39<br>28 | 21<br>25 | 21<br>12 | 22<br>21 | 13<br>9 | 3<br>2 | 39-49<br>25-29      | 88<br>54 |
| at (rv/rv) SDSU<br>UC San Diego        | H<br>12/20 | 22-61<br>18-57 | .361<br>.316 | 10-24<br>5-28 | .417<br>.179 | 8-10<br>5-8    | .800<br>.625  | 13-34<br>6-25  | 47<br>31 | 13<br>14 | 12<br>4  | 15<br>16 | 9<br>12 | 7<br>2 | 35-27<br>16-30      | 62<br>46 |

# INDIVIDUAL GAME-BY-GAME (POINTS/REBOUNDS/ASSISTS)

| Opponent            | 0<br>Keshad<br>Johnson | 2<br>Adam<br>Seiko | 3<br>Micah<br>Parrish | 4<br>Jared<br>Barnett | 5<br>Lamont<br>Butler | 11<br>Demarshay<br>Johnson Jr. | 12<br>Darrion<br>Trammell | 13<br>Jaedon<br>LeDee | 14<br>Cade<br>Alger | 20<br>Matt<br>Bradley | 21<br>Miles<br>Byrd | 24<br>Tyler<br>Broughton | 25<br>Elijah<br>Saunders | 31<br>Nathan<br>Mensah | 33<br>Aguek<br>Arop | 42<br>Triston<br>Broughton |
|---------------------|------------------------|--------------------|-----------------------|-----------------------|-----------------------|--------------------------------|---------------------------|-----------------------|---------------------|-----------------------|---------------------|--------------------------|--------------------------|------------------------|---------------------|----------------------------|
| CAL STATE FULLERTON | 4/3/2                  | 6/1/1              | 5/0/2                 | 0/1/1                 | 11/3/6                | 0/0/0                          | 18/2/1                    | 11/4/3                | 3/0/0               | 8/4/2                 | 2/0/0               | 0/0/0                    | 0/0/0                    | 10/6/0                 | 2/1/0               | 0/0/0                      |
| BRIGHAM YOUNG       | 4/2/0                  | 0/2/1              | 7/2/2                 | CD                    | 5/2/4                 | CD                             | 21/3/4                    | 23/6/0                | CD                  | 6/4/2                 | CD                  | CD                       | CD                       | 14/10/1                | 2/4/1               | CD                         |
| at Stanford         | 11/2/0                 | 8/3/1              | 9/2/0                 | CD                    | 11/0/6                | CD                             | 6/3/6                     | 14/4/0                | CD                  | 7/5/0                 | CD                  | DNT                      | CD                       | 2/6/0                  | 6/0/2               | DNT                        |
| #vs. Ohio State     | 6/5/2                  | 14/5/0             | 15/5/1                | CD                    | 15/2/3                | CD                             | 6/2/4                     | 6/5/1                 | INJ                 | 18/1/1                | INJ                 | DNT                      | CD                       | 2/5/0                  | 5/4/2               | DNT                        |
| #vs. Arizona        | 8/5/0                  | 2/1/0              | 10/4/0                | CD                    | 4/0/1                 | CD                             | 21/2/2                    | 5/3/1                 | INJ                 | 5/3/0                 | INJ                 | DNT                      | 0/0/0                    | 9/7/0                  | 6/3/0               | DNT                        |
| #vs. Arkansas       | 10/7/1                 | 2/2/1              | 2/1/1                 | CD                    | 9/2/0                 | CD                             | 13/2/2                    | 6/1/0                 | INJ                 | 23/7/1                | INJ                 | DNT                      | CD                       | 2/4/1                  | 7/3/1               | DNT                        |
| UC IRVINE           | 10/4/1                 | 6/0/1              | 9/5/0                 | CD                    | 6/4/4                 | CD                             | 7/1/5                     | 0/3/0                 | INJ                 | 14/6/2                | INJ                 | INJ                      | CD                       | 18/6/0                 | 2/3/0               | INJ                        |
| OCCIDENTAL          | 6/5/1                  | 20/1/1             | 14/2/0                | 3/2/0                 | 9/4/3                 | 8/3/1                          | INJ                       | 7/5/2                 | 3/2/0               | 9/4/8                 | 8/1/6               | INJ                      | 4/8/3                    | 4/2/1                  | INJ                 | INJ                        |
| TROY                | 0/2/0                  | 3/2/0              | 0/2/0                 | CD                    | 5/2/3                 | CD                             | 14/4/4                    | 4/2/0                 | CD                  | 19/4/2                | CD                  | CD                       | 0/1/0                    | 7/9/2                  | 8/5/1               | CD                         |
| ^vs. Saint Mary's   | 12/4/0                 | 0/1/0              | 4/1/0                 | CD                    | 11/3/2                | CD                             | 7/2/4                     | 4/8/1                 | CD                  | 13/5/0                | CD                  | DNT                      | CD                       | 4/4/0                  | 6/3/4               | DNT                        |
| KENNESAW STATE      | 7/6/2                  | INJ                | 19/2/0                | 0/0/2                 | 9/1/3                 | 0/1/0                          | 14/4/4                    | 14/7/2                | 0/0/0               | 4/2/4                 | 7/0/0               | 0/1/0                    | 6/3/3                    | 6/9/0                  | 2/0/1               | INJ                        |
| UC SAN DIEGO        | 9/5/0                  | 6/2/0              | 5/6/0                 | CD                    | 5/3/3                 | CD                             | 18/5/4                    | 2/12/3                | CD                  | 5/6/1                 | 0/1/0               | CD                       | 2/0/1                    | 6/3/0                  | 4/1/0               | CD                         |
| *AIR FORCE          |                        |                    |                       |                       |                       |                                |                           |                       |                     |                       |                     |                          |                          |                        |                     |                            |
| *at UNLV            |                        |                    |                       |                       |                       |                                |                           |                       |                     |                       |                     |                          |                          |                        |                     |                            |
| *at Wyoming         |                        |                    |                       |                       |                       |                                |                           |                       |                     |                       |                     |                          |                          |                        |                     |                            |
| *NEVADA             |                        |                    |                       |                       |                       |                                |                           |                       |                     |                       |                     |                          |                          |                        |                     |                            |
| *NEW MEXICO         |                        |                    |                       |                       |                       |                                |                           |                       |                     |                       |                     |                          |                          |                        |                     |                            |
| *at Colorado State  |                        |                    |                       |                       |                       |                                |                           |                       |                     |                       |                     |                          |                          |                        |                     |                            |
| *at Air Force       |                        |                    |                       |                       |                       |                                |                           |                       |                     |                       |                     |                          |                          |                        |                     |                            |
| *UTAH STATE         |                        |                    |                       |                       |                       |                                |                           |                       |                     |                       |                     |                          |                          |                        |                     |                            |
| *SAN JOSE STATE     |                        |                    |                       |                       |                       |                                |                           |                       |                     |                       |                     |                          |                          |                        |                     |                            |
| *at Nevada          |                        |                    |                       |                       |                       |                                |                           |                       |                     |                       |                     |                          |                          |                        |                     |                            |
| *BOISE STATE        |                        |                    |                       |                       |                       |                                |                           |                       |                     |                       |                     |                          |                          |                        |                     |                            |
| *at Utah State      |                        |                    |                       |                       |                       |                                |                           |                       |                     |                       |                     |                          |                          |                        |                     |                            |
| *UNLV               |                        |                    |                       |                       |                       |                                |                           |                       |                     |                       |                     |                          |                          |                        |                     |                            |
| *at Fresno State    |                        |                    |                       |                       |                       |                                |                           |                       |                     |                       |                     |                          |                          |                        |                     |                            |
| *COLORADO STATE     |                        |                    |                       |                       |                       |                                |                           |                       |                     |                       |                     |                          |                          |                        |                     |                            |
| *at New Mexico      |                        |                    |                       |                       |                       |                                |                           |                       |                     |                       |                     |                          |                          |                        |                     |                            |
| *at Boise State     |                        |                    |                       |                       |                       |                                |                           |                       |                     |                       |                     |                          |                          |                        |                     |                            |
| *WYOMING            |                        |                    |                       |                       |                       |                                |                           |                       |                     |                       |                     |                          |                          |                        |                     |                            |
| +vs. (MWC-QF)       |                        |                    |                       |                       |                       |                                |                           |                       |                     |                       |                     |                          |                          |                        |                     |                            |
| +vs. MWC-SF)        |                        |                    |                       |                       |                       |                                |                           |                       |                     |                       |                     |                          |                          |                        |                     |                            |
| +vs. (MWC-CH)       |                        |                    |                       |                       |                       |                                |                           |                       |                     |                       |                     |                          |                          |                        |                     |                            |

Red indicates players started. CD – Did Not Play-Coach's Decision. DND - Did Not Dress. DNT - Did Not Travel. INJ – Did Not Play-Injured. SUSP - Suspension. Caps denotes home game. # - Lahaina Civic Center (Lahaina, Maui). ^ - Footprint Center, (Phoenix, Ariz.).  
 \* - Mountain West Game. + - Mountain West Men's Basketball Championship (Thomas & Mack Center; Las Vegas, Nevada).

## STARTING LINEUPS

| F       | F      | G       | G      | G        | W-L | Record As SDSU Starter | Season | Career* |
|---------|--------|---------|--------|----------|-----|------------------------|--------|---------|
| Johnson | Mensah | Bradley | Butler | Trammell | 7-3 | Matt Bradley           | 9-3    | 32-12   |
| Johnson | Mensah | Bradley | Butler | Parrish  | 1-0 | Lamont Butler          | 9-3    | 29-10   |
| Johnson | LeDee  | Bradley | Butler | Trammell | 1-0 | Keshad Johnson         | 9-3    | 32-12   |
|         |        |         |        |          |     | Jaedon LeDee           | 1-0    | 1-0     |
|         |        |         |        |          |     | Nathan Mensah          | 8-3    | 79-24   |
|         |        |         |        |          |     | Micah Parrish          | 1-0    | 1-0     |
|         |        |         |        |          |     | Darrion Trammell       | 8-3    | 8-3     |

\* - Aztec career

# INDIVIDUAL SUPERLATIVES

| Category   | San Diego State  | Opponent  |
|--|--|---|
| <b>Points Scored</b>                               | 23 - two times, last: Matt Bradley vs. Arkansas (11-23-22)       | 28, DJ Davis, UC Irvine (11-29-22)  |
| <b>Field Goals</b>                                 | 9, Matt Bradley vs. Arkansas (11-23-22)                          | 9 - three times, last: Bryce Pope, UC San Diego (12-20-22)                |
| <b>Field Goals Attempted</b>                       | 20, Matt Bradley vs. Arkansas (11-23-22)                         | 19, Ricky Council IV, Arkansas (11-23-22)                                 |
| <b>Highest FG Percentage (min. 5 made)</b>         | .857 (6-7), Darrion Trammell vs. Cal State Fullerton (11-7-22)   | .833 (5-6) - two times, last: Omar Ballo, Arizona (11-22-22)              |
| <b>Highest FG Percentage (min. 10 made)</b>        |  |   |
| <b>3-Point Field Goals Made</b>                    | 6 - Adam Seiko vs. Occidental (12-2-22)                          | 5, Courtney Ramey, Arizona (11-22-22)                                     |
| <b>3-Point Field Goals Attempted</b>               | 9 - Adam Seiko vs. Occidental (12-2-22)                          | 10 - two times, last: Aamer Muhammad, Troy (12-5-22)                      |
| <b>3-Point Field Goal Percentage (min. 4 made)</b> | .800 (4-5), Darrion Trammell vs. Cal State Fullerton (11-7-22)   | 1.000 (5-5), Courtney Ramey, Arizona (11-22-22)                           |
| <b>3-Point Field Goal Percentage (min. 5 made)</b> | .667 (6-9), Adam Seiko vs. Occidental (12-2-22)                  | 1.000 (5-5), Courtney Ramey, Arizona (11-22-22)                           |
| <b>Free Throws</b>                                 | 10, Jaedon LeDee vs. Kennesaw State (12-12-22)                   | 9, Anthony Black, Arkansas (11-23-22)                                     |
| <b>Free Throws Attempted</b>                       | 11 - two times, last: Jaedon LeDee vs. Kennesaw State (12-12-22) | 11, Ricky Council IV, Arkansas (11-23-22)                                 |
| <b>Free Throw Percentage (min. 7 made)</b>         | .909 (10-11), Jaedon LeDee vs. Kennesaw State (12-12-22)         | .900 (9-10), Anthony Black, Arkansas (11-23-22)                           |
| <b>Free Throw Percentage (min. 10 made)</b>        | .909 (10-11), Jaedon LeDee vs. Kennesaw State (12-12-22)         |   |
| <b>Offensive Rebounds</b>                          | 5, Jaedon LeDee, vs. UC San Diego (12-20-22)                     | 4 - two times, last: Kamani Johnson, Arkansas (11-23-22)                  |
| <b>Defensive Rebounds</b>                          | 8, Nathan Mensah, vs. Kennesaw State (12-12-22)                  | 9 - two times, last: Trevon Brazile, Arkansas (11-23-22)                  |
| <b>Total Rebounds</b>                              | 12, Jaedon LeDee, vs. UC San Diego (12-20-22)                    | 9 - three times, last: Mitchell Saxen, Saint Mary's (12-10-22)            |
| <b>Assists</b>                                     | 8, Matt Bradley vs. Occidental (12-2-22)                         | 6, Sydney Shipp, Occidental (12-2-22)                                     |
| <b>Blocked Shots</b>                               | 4, Nathan Mensah vs. Ohio State (11-21-22)                       | 3, Spencer Jones, Stanford (11-15-22)                                     |
| <b>Steals</b>                                      | 6, Lamont Butler vs. Brigham Young (11-11-22)                    | 5 - two times, last: Bryce Pope & Jace Roquemore, UC San Diego (12-20-22) |
| <b>Minutes Played</b>                              | 35:46, Darrion Trammell vs. Troy (12-5-22)                       | 41:03, Ricky Council IV, Arkansas (11-23-22)                              |

# TEAM SUPERLATIVES

| SDSU High                                     | SDSU Low  | Category                             | Opponent High                                 | Opponent Low                                    |
|---|---|--------------------------------------|---|---|
| 95, vs. Occidental (12-2-22)                  | 60, vs. Troy (12-5-22)                            | <b>Points Scored</b>                 | 87, Arizona (11-22-22)                        | 46, UC San Diego (12-20-22)                     |
| 35, vs. Occidental (12-2-22)                  | 22 - two times, last: vs. UC San Diego (12-20-22) | <b>Field Goals</b>                   | 34, Arizona (11-22-22)                        | 17, Kennesaw State (12-12-22)                   |
| 67, vs. Occidental (12-2-22)                  | 51, at Stanford (11-15-22)                        | <b>Field Goals Attempted</b>         | 66, Ohio State (11-21-22)                     | 49 - two times, last: Kennesaw State (12-12-22) |
| .538, vs. Cal State Fullerton (11-7-22)       | .361, vs. UC San Diego (12-20-22)                 | <b>FG Percentage</b>                 | .586, Arizona (11-22-22)                      | .316, UC San Diego (12-20-22)                   |
| 19, vs. Occidental (12-2-22)                  | 2, vs. Arkansas (11-23-22)                        | <b>3-Point Field Goals Made</b>      | 9 - three times, last: Troy (12-5-22)         | 3, Arkansas (11-23-22)                          |
| 37, vs. Occidental (12-2-22)                  | 14, vs. Brigham Young (11-11-22)                  | <b>3-Point Field Goals Attempted</b> | 28 - two times, last: UC San Diego (12-20-22) | 17 - two times, last: UC Irvine (11-29-22)      |
| .514, vs. Occidental (12-2-22)                | .111, vs. Arkansas (11-23-22)                     | <b>3-Point Field Goal Percentage</b> | .450, Arizona (11-22-22)                      | .176, Arkansas (11-23-22)                       |
| 26, vs. Brigham Young (11-11-22)              | 6, vs. Occidental (12-2-22)                       | <b>Free Throws Made</b>              | 27, Arkansas (11-23-22)                       | 2, Occidental (12-2-22)                         |
| 37, vs. Brigham Young (11-11-22)              | 10, vs. UC San Diego (12-20-22)                   | <b>Free Throws Attempted</b>         | 38, Arkansas (11-23-22)                       | 2, Occidental (12-2-22)                         |
| .923, vs. Troy (12-5-22)                      | .545, vs. Occidental (12-2-22)                    | <b>Free Throw Percentage</b>         | 1.000, Occidental (12-2-22)                   | .600, Kennesaw State (12-12-22)                 |
| 15, vs. Occidental (12-2-22)                  | 3, at Stanford (11-15-22)                         | <b>Offensive Rebounds</b>            | 13, Troy (12-5-22)                            | 5 - two times, last: Saint Mary's (12-10-22)    |
| 34, vs. UC San Diego (12-20-22)               | 19, vs. Arizona (11-22-22)                        | <b>Defensive Rebounds</b>            | 32, Arizona (11-22-22)                        | 19, Troy (12-5-22)                              |
| 47, vs. UC San Diego (12-20-22)               | 27, at Stanford (11-15-22)                        | <b>Total Rebounds</b>                | 41, Arizona (11-22-22)                        | 26, Occidental (12-2-22)                        |
| 23, vs. Arkansas (11-23-22)                   | 4, vs. Occidental (12-2-22)                       | <b>Fouls</b>                         | 26, Brigham Young (11-11-22)                  | 14 - two times, last: UC San Diego (12-20-22)   |
| 2, vs. Arkansas (11-23-22)                    | 0 - nine times, last: vs. UC San Diego (12-20-22) | <b>Fouled Out</b>                    | 1 - five times, last: Saint Mary's (12-10-22) | 0 - seven times, last: UC San Diego (12-20-22)  |
| 26, vs. Occidental (12-2-22)                  | 4, vs. Arizona (11-22-22)                         | <b>Assists</b>                       | 16, Arizona (11-22-22)                        | 4, UC San Diego (12-20-22)                      |
| 17, vs. Troy (12-5-22)                        | 7, vs. Ohio State (11-21-22)                      | <b>Turnovers</b>                     | 21, Kennesaw State (12-12-22)                 | 8, Ohio State (11-21-22)                        |
| 7, vs. UC San Diego (12-20-22)                | 1 - three times, last: vs. Troy (12-5-22)         | <b>Blocked Shots</b>                 | 4 - four times, last: Arizona (11-22-22)      | 1, UC Irvine (11-29-22)                         |
| 16, vs. Brigham Young (11-11-22)              | 3 - two times, last: vs. Saint Mary's (12-10-22)  | <b>Steals</b>                        | 12, UC San Diego (12-20-22)                   | 3, Stanford (11-15-22)                          |
| 59 (1st), vs. Occidental (12-2-22)            | 26 (2nd), vs. Saint Mary's (12-10-22)             | <b>Points/Half</b>                   | 51 (2nd), Ohio State (11-21-22)               | 16 (1st), UC San Diego (12-20-22)               |
| .654 (2nd), vs. Cal State Fullerton (11-7-22) | .300 (2nd), vs. UC San Diego (12-20-22)           | <b>FG Percentage/Half</b>            | .677 (2nd), Arizona (11-22-22)                | .207 (2nd), Troy (12-5-22)                      |
| 4 - two times, last vs. Ohio State (11-21-22) | 1, vs. UC San Diego (12-20-22)                    | <b>Double-Figure Scorers</b>         | 5, Arizona (11-22-22)                         | 1 - two times, last: UC San Diego (12-20-22)    |
| +16, vs. UC San Diego (12-20-22)              | -11, vs. Arizona (11-22-22)                       | <b>Rebound Margin</b>                | +11, Arizona (11-22-22)                       | -16, UC San Diego (12-20-22)                    |
| +30, vs. Occidental (12-2-22)                 | -4 - three times, last: vs. Troy (12-5-22)        | <b>Halftime Scoring Margin</b>       | +4 - three times, last: Troy (12-5-22)        | -30, Occidental (12-2-22)                       |

# BIGGEST LEADS/TIME IN LEAD/SPECIALTY STATISTICS

| Date    | Opponent            | SDSU Result | SDSU Big |      | Opp Big |      | Ties  | LC    | SDSU in |      | Opp in | Tied | Point |     | Off TOs |     | 2nd Ch. |     | Bench |  |
|---------|---------------------|-------------|----------|------|---------|------|-------|-------|---------|------|--------|------|-------|-----|---------|-----|---------|-----|-------|--|
|         |                     |             | Lead     | Lead | Lead    | Lead |       |       | SD      | Opp  |        |      | SD    | Opp | SD      | Opp | SD      | Opp |       |  |
| Nov. 7  | CAL STATE FULLERTON | W 80-57     | 28       | 0    | 0       | 0    | 0     | !     | 39:47   | 0:00 | 0:13   | 32   | 24    | 22  | 12      | 7   | 9       | 29  | 17    |  |
| Nov. 11 | BRIGHAM YOUNG       | W 82-75     | 9        | 10   | 5       | 8    | 5:46  | 30:54 | 3:20    | 36   | 34     | 17   | 9     | 19  | 14      | 32  | 13      |     |       |  |
| Nov. 15 | at Stanford         | W 74-62     | 17       | 0    | 0       | 0    | !     | 39:35 | 0:00    | 0:25 | 26     | 34   | 21    | 7   | 0       | 11  | 37      | 32  |       |  |
| Nov. 21 | #vs. Ohio State     | W 88-77     | 16       | 5    | 0       | 1    | 32:37 | 5:07  | 2:16    | 28   | 26     | 9    | 8     | 9   | 9       | 41  | 27      |     |       |  |
| Nov. 22 | #vs. Arizona        | L 87-70     | 2        | 21   | 1       | 2    | 0:15  | 38:59 | 0:46    | 28   | 36     | 23   | 14    | 13  | 10      | 23  | 12      |     |       |  |
| Nov. 23 | #vs. Arkansas       | ot-L 78-74  | 13       | 4    | 5       | 10   | 33:47 | 8:52  | 2:21    | 34   | 32     | 16   | 16    | 4   | 11      | 17  | 33      |     |       |  |
| Nov. 29 | UC IRVINE           | W 72-69     | 9        | 4    | 3       | 8    | 29:08 | 8:27  | 2:25    | 32   | 30     | 9    | 16    | 5   | 8       | 17  | 16      |     |       |  |
| Dec. 2  | OCCIDENTAL          | W 95-57     | 43       | 2    | 1       | 3    | !     | 36:05 | 2:22    | 1:33 | 30     | 24   | 15    | 10  | 19      | 2   | 53      | 21  |       |  |
| Dec. 5  | TROY                | W 60-55     | 8        | 8    | 6       | 4    | 15:50 | 18:47 | 5:23    | 30   | 16     | 14   | 7     | 15  | 5       | 15  | 34      |     |       |  |
| Dec. 10 | ^vs. Saint Mary's   | L 61-68     | 4        | 9    | 11      | 9    | 7:37  | 25:04 | 7:19    | 36   | 28     | 11   | 14    | 13  | 2       | 14  | 7       |     |       |  |
| Dec. 12 | KENNESAW STATE      | W 88-54     | 40       | 3    | 2       | 6    | !     | 35:03 | 4:14    | 0:43 | 40     | 16   | 19    | 17  | 14      | 2   | 48      | 22  |       |  |
| Dec. 20 | UC SAN DIEGO        | W 62-46     | 26       | 0    | 0       | 0    | !     | 38:18 | 0:00    | 1:42 | 18     | 16   | 17    | 10  | 8       | 10  | 23      | 8   |       |  |

Caps denotes home game. ! - Game in which San Diego State never trailed in the second half. D - Game what was played during the day (tip prior to 5 p.m. local time). # - Maui Jim Maui Invitational (Lahaina Civic Center; Lahaina, Maui). ^ - Jerry Colangelo Classic (Footprint Center; Phoenix, Ariz.). \* - Mountain West Game. + - Mountain West Men's Basketball Championship (Thomas & Mack Center; Las Vegas, Nevada).

# LARGEST SAN DIEGO STATE RUNS (runs of at least 10-0)

| Date    | Opponent            | Run  | H Time Elapsed | SDSU First |          | Opponent Score | SDSU FGM-A | SDSU 3FG-A | SDSU FTM-A | Opp. FGM-A | Opp. 3FG-A | Opp. FTM-A | San Diego State                                  |  |
|---------|---------------------|------|----------------|------------|----------|----------------|------------|------------|------------|------------|------------|------------|--|--|
|         |                     |      |                | Scored     | Scored   |                |            |            |            |            |            |            | Points By:                                       |  |
| Nov. 7  | CAL STATE FULLERTON | 13-0 | 2nd            | 3:43       | 18:44    | 15:01          | 5-8        | 2-3        | 1-2        | 0-3        | 0-3        | 0-0        | Butler 5, Johnson 3, Trammell 3, Bradley 2       |  |
| Nov. 11 | BRIGHAM YOUNG       | 12-0 | 1st            | 2:46       | 14:32    | 11:46          | 3-6        | 1-3        | 5-5        | 0-2        | 0-0        | 0-0        | Parrish 5, LeDee 4, Trammell 3                   |  |
| Nov. 15 | at Stanford         | 10-0 | 1st            | 1:56       | 14:22    | 12:26          | 3-3        | 3-3        | 1-1        | 0-5        | 0-0        | 0-0        | Parrish 4, Johnson 3, Butler 3                   |  |
| Nov. 23 | #vs. Arkansas       | 11-0 | 1st            | 5:03       | 9:47     | 5:44           | 3-5        | 0-1        | 5-7        | 0-6        | 0-3        | 0-0        | Bradley 4, LeDee 4, Butler 3                     |  |
| Dec. 2  | OCCIDENTAL          | 13-0 | 1st/2nd        | 3:35       | 0:59/1st | 17:19/2nd      | 5-8        | 3-3        | 0-0        | 0-5        | 0-1        | 0-0        | Bradley 6, Byrd 3, Johnson 2, Mensah 2           |  |
| Dec. 5  | TROY                | 11-0 | 2nd            | 6:14       | 10:24    | 4:10           | 4-8        | 2-3        | 1-1        | 0-9        | 0-1        | 0-0        | Butler 3, Seiko 3, Arop 2, Bradley 2, Trammell 1 |  |
| Dec. 12 | KENNESAW STATE      | 11-0 | 1st            | 3:30       | 11:03    | 7:33           | 4-9        | 1-7        | 2-2        | 0-5        | 0-2        | 0-0        | Butler 5, Bradley 2, Johnson 2, Mensah 2         |  |
|         |                     | 10-0 | 2nd            | 2:36       | 14:16    | 11:40          | 2-2        | 0-0        | 6-6        | 0-4        | 0-2        | 0-0        | LeDee 8, Trammell 2                              |  |
| Dec. 20 | UC SAN DIEGO        | 11-0 | 1st            | 4:23       | 18:18    | 13:55          | 5-7        | 1-2        | 0-0        | 0-4        | 0-2        | 0-0        | Johnson 4, Buter 3, Bradley 2, Trammell 2        |  |

Caps denotes home game. D - Game what was played during the day. # - Maui Jim Maui Invitational (Lahaina, Maui). @ - Jerry Colangelo Classic (Phoenix, Ariz.). \* - Mountain West Game. + - Mountain West Men's Basketball Championship (Thomas & Mack Center; Las Vegas, Nevada).

# LARGEST LEADS/DEFICITS

## LEADS AND DEFICITS

|  |   |
|--|---|
| SDSU Biggest Halftime Lead                         | 30, vs. Occidental (12-2-22)              |
| SDSU Biggest Halftime Lead Lost                    | 9, vs. Arkansas (11-23-22)                |
| SDSU Biggest Halftime Lead Lost in a Loss          | 9, vs. Arkansas (11-23-22)                |
| SDSU Biggest Halftime Deficit                      | 4 - three times, last: vs. Troy (12-5-22) |
| SDSU Biggest Halftime Deficit Overcome             | 4 - three times, last: vs. Troy (12-5-22) |
| SDSU Biggest Halftime Deficit Overcome for Victory | 4 - two times, last: vs. Troy (12-5-22)   |
| SDSU Biggest Lead                                  | 43, vs. Occidental (12-2-22)              |
| SDSU Biggest Lead Lost                             | 13, vs. Arkansas (11-23-22)               |
| SDSU Biggest Lead Lost in a Loss                   | 13, vs. Arkansas (11-23-22)               |
| SDSU Biggest Deficit                               | 21 vs. Arizona (11-22-22)                 |
| SDSU Biggest Deficit Overcome                      | 16 vs. Arizona (11-22-22)                 |
| SDSU Biggest Deficit Overcome in a Victory         | 10 vs. Brigham Young (11-11-22)           |

## SEASON

## MOUNTAIN WEST GAME

# MISCELLANEOUS STATISTICS

| SEASON                | SDSU Team Leader |          |         | Games With |        |        |         |        | Double-Doubles |            |
|-----------------------|------------------|----------|---------|------------|--------|--------|---------|--------|----------------|------------|
|                       | Points           | Rebounds | Assists | 10+ Pts    | 20+Pts | 30+Pts | 10+Rebs | 10+Ast | Point/Reb.     | Point/Ast. |
| Cade Alger            |                  |          |         |            |        |        |         |        |                |            |
| Aguek Arop            |                  |          | 1       |            |        |        |         |        |                |            |
| Jared Barnett         |                  |          |         |            |        |        |         |        |                |            |
| Matt Bradley          | 4                | 2        | 2       | 5          | 1      |        |         |        |                |            |
| Triston Broughton     |                  |          |         |            |        |        |         |        |                |            |
| Tyler Broughton       |                  |          |         |            |        |        |         |        |                |            |
| Lamont Butler         |                  |          | 3       | 4          |        |        |         |        |                |            |
| Miles Byrd            |                  |          |         |            |        |        |         |        |                |            |
| Demarshay Johnson Jr. |                  |          |         |            |        |        |         |        |                |            |
| Keshad Johnson        |                  | 2        |         | 4          |        |        |         |        |                |            |
| Cam Lawin             |                  |          |         |            |        |        |         |        |                |            |
| Jaedon LeDee          | 2                | 3        |         | 4          | 1      |        | 1       |        |                |            |
| Nathan Mensah         | 1                | 8        |         | 3          |        |        | 1       |        | 1              |            |
| Micah Parrish         | 1                | 1        |         | 4          |        |        |         |        |                |            |
| Elijah Saunders       |                  | 1        |         |            |        |        |         |        |                |            |
| Adam Seiko            | 1                | 1        |         | 2          | 1      |        |         |        |                |            |
| Darrion Trammell      | 3                |          | 10      | 7          | 2      |        |         |        |                |            |

| CAREER                | SDSU Team Leader |          |         | Games With |        |        |         |        | Double-Doubles |            |
|-----------------------|------------------|----------|---------|------------|--------|--------|---------|--------|----------------|------------|
|                       | Points           | Rebounds | Assists | 10+ Pts    | 20+Pts | 30+Pts | 10+Rebs | 10+Ast | Point/Reb.     | Point/Ast. |
| Cade Alger            |                  |          |         |            |        |        |         |        |                |            |
| Aguek Arop            |                  | 4        | 4       | 4          |        |        |         |        |                |            |
| Jared Barnett         |                  |          |         |            |        |        |         |        |                |            |
| Matt Bradley          | 23               | 17       | 15      | 102        | 36     | 1      | 4       |        | 4              |            |
| Triston Broughton     |                  |          |         |            |        |        |         |        |                |            |
| Tyler Broughton       |                  |          |         |            |        |        |         |        |                |            |
| Lamont Butler         | 2                |          | 7       | 16         |        |        |         |        |                |            |
| Miles Byrd            |                  |          |         |            |        |        |         |        |                |            |
| Demarshay Johnson Jr. |                  |          |         |            |        |        |         |        |                |            |
| Keshad Johnson        | 1                | 8        | 3       | 16         |        |        | 2       |        | 2              |            |
| Cam Lawin             |                  |          |         |            |        |        |         |        |                |            |
| Jaedon LeDee          | 4                | 9        |         | 12         | 2      |        | 1       |        |                |            |
| Nathan Mensah         | 7                | 44       | 1       | 30         |        |        | 16      |        | 7              |            |
| Micah Parrish         | 5                | 14       | 2       | 37         | 3      |        | 5       |        | 4              |            |
| Elijah Saunders       |                  | 1        |         |            |        |        |         |        |                |            |
| Adam Seiko            | 2                | 2        | 1       | 11         | 1      |        |         |        |                |            |
| Darrion Trammell      | 29               | 6        | 58      | 56         | 23     | 5      |         | 1      |                | 1          |

# SEASON BESTS

| DUNKS                 | Season    | Gm. High |
|-----------------------|-----------|----------|
| Keshad Johnson        | 11        | 2        |
| Nathan Mensah         | 10        | 3        |
| Jaedon LeDee          | 5         | 2        |
| Aguek Arop            | 4         | 1        |
| Demarshay Johnson Jr. | 2         | 2        |
| Elijah Saunders       | 2         | 2        |
| Miles Byrd            | 2         | 1        |
| Lamont Butler         | 1         | 1        |
| Matt Bradley          | 1         | 1        |
| <b>TOTAL</b>          | <b>38</b> | <b>3</b> |

| TOP SCORING PERFORMANCES                           |    |
|--|----|
| Matt Bradley vs. Arkansas (11-23-22)               | 23 |
| Jaedon LeDee vs. Brigham Young (11-11-22)          | 23 |
| Darrion Trammell vs. Arizona (11-22-22)            | 21 |
| Darrion Trammell vs. Brigham Young (11-11-22)      | 21 |
| Adam Seiko vs. Occidental (12-2-22)                | 20 |
| Micah Parrish vs. Kennesaw State (12-12-22)        | 19 |
| Matt Bradley vs. Troy (12-5-22)                    | 19 |
| Darrion Trammell vs. UC San Diego (12-20-22)       | 18 |
| Nathan Mensah vs. UC Irvine (11-29-22)             | 18 |
| Matt Bradley vs. Ohio State (11-21-22)             | 18 |
| Darrion Trammell vs. Cal State Fullerton (11-7-22) | 18 |
| Lamont Butler vs. Ohio State (11-21-22)            | 15 |
| Micah Parrish vs. Ohio State (11-21-22)            | 15 |

| TOP REBOUNDING PERFORMANCES              |    |
|--|----|
| Jaedon LeDee vs. UC San Diego (12-20-22) | 12 |

|   |    |
|---|----|
| Nathan Mensah vs. Brigham Young (11-11-22)  | 10 |
| Nathan Mensah vs. Kennesaw State (12-12-22) | 9  |
| Nathan Mensah vs. Troy (12-5-22)            | 9  |
| Jaedon LeDee vs. Saint Mary's (12-10-22)    | 8  |
| Elijah Saunders vs. Occidental (12-2-22)    | 8  |
| Jaedon LeDee vs. Kennesaw State (12-12-22)  | 7  |
| Matt Bradley vs. Arkansas (11-23-22)        | 7  |
| Keshad Johnson vs. Arkansas (11-23-22)      | 7  |
| Nathan Mensah vs. Arizona (11-22-22)        | 7  |

| TOP ASSISTS PERFORMANCES                        |   |
|---|---|
| Matt Bradley vs. Occidental (12-2-22)           | 8 |
| Miles Byrd vs. Occidental (12-2-22)             | 6 |
| Lamont Butler at Stanford (11-15-22)            | 6 |
| Darrion Trammell at Stanford (11-15-22)         | 6 |
| Lamont Butler vs. Cal State Fullerton (11-7-22) | 6 |
| Darrion Trammell vs. UC Irvine (11-29-22)       | 5 |
| Darrion Trammell vs. UC San Diego (12-20-22)    | 4 |
| Matt Bradley vs. Kennesaw State (12-12-22)      | 4 |
| Darrion Trammell vs. Kennesaw State (12-12-22)  | 4 |
| Aguek Arop vs. Saint Mary's (12-10-22)          | 4 |
| Darrion Trammell vs. Saint Mary's (12-10-22)    | 4 |
| Darrion Trammell vs. Troy (12-5-22)             | 4 |
| Lamont Butler vs. UC Irvine (11-29-22)          | 4 |
| Darrion Trammell vs. Ohio State (11-21-22)      | 4 |
| Lamont Butler vs. Brigham Young (11-11-22)      | 4 |
| Darrion Trammell vs. Brigham Young (11-11-22)   | 4 |

| TOP 3-POINT FG PERFORMANCES                        |   |
|--|---|
| Adam Seiko vs. Occidental (12-2-22)                | 6 |
| Darrion Trammell vs. UC San Diego (12-20-22)       | 4 |
| Matt Bradley vs. Ohio State (11-21-22)             | 4 |
| Darrion Trammell vs. Cal State Fullerton (11-7-22) | 4 |

| TOP STEALS PERFORMANCES                            |   |
|--|---|
| Lamont Butler vs. Brigham Young (11-11-22)         | 6 |
| Lamont Butler vs. Kennesaw State (12-12-22)        | 4 |
| Darrion Trammell at Stanford (11-15-22)            | 4 |
| Nathan Mensah vs. Brigham Young (11-11-22)         | 4 |
| Lamont Butler vs. Cal State Fullerton (11-7-22)    | 4 |
| Darrion Trammell vs. UC San Diego (12-20-22)       | 3 |
| Lamont Butler vs. UC Irvine (11-29-22)             | 3 |
| Matt Bradley vs. Arkansas (11-23-22)               | 3 |
| Jaedon LeDee vs. Arizona (11-22-22)                | 3 |
| Darrion Trammell (11-22-22)                        | 3 |
| Aguek Arop at Stanford (11-15-22)                  | 3 |
| Micah Parrish vs. Brigham Young (11-11-22)         | 3 |
| Darrion Trammell vs. Cal State Fullerton (11-7-22) | 3 |

| GAMES MISSED      |   |
|-------------------|---|
| Cade Alger        | 4 |
| Miles Byrd        | 4 |
| Triston Broughton | 3 |
| Tyler Broughton   | 2 |
| Aguek Arop        | 1 |
| Darrion Trammell  | 1 |

\* - conference game. ^ - conference tournament game. red - career high

## SEASON/CAREER HIGHS

## #0 • KESHAD JOHNSON

|                      | Season                                   | Career                                   |
|----------------------|--|--|
| Points               | 12 vs. Saint Mary's, 12-10-22            | 15 vs. Wyoming*, 1-30-21                 |
| Rebounds             | 7 vs. Arkansas, 11-23-22                 | 13 vs. San Jose State*, 2-8-21           |
| Assists              | 2 - 3x; last: vs. Kennesaw St., 12-12-22 | 4 vs. UC San Diego, 12-22-21             |
| Steals               | 1 - 4x; last: vs. UC San Diego, 12-20-22 | 3 - 2x; last: at Colorado State*, 2-4-22 |
| Blocked Shots        | 1 - 4x; last: vs. UC San Diego, 12-20-22 | 3 - 2x; last: at Nevada*, 3-5-22         |
| Minutes              | 35:16 vs. Arkansas, 11-23-22             | 42:06 vs. Fresno State*, 3-3-22          |
| 10+ Scoring Games    | 4 times (2-2)                            | 16 times (14-2)                          |
| 10+ Rebounding Games |  | 4 times (4-0)                            |
| Double-Doubles       |  | 2 times (2-0)                            |

## #2 • ADAM SEIKO

|                   | Season                                | Career                                    |
|-------------------|---------------------------------------|---|
| Points            | 20 vs. Occidental, 12-2-22            | 20 vs. Occidental, 12-2-22                |
| Rebounds          | 5 vs. Ohio State, 11-21-22            | 7 at UNLV*, 1-1-22                        |
| Assists           | 1 - 6x; last: vs. Occidental, 12-2-22 | 5 - 2x; last: vs. San Jose State*, 2-8-21 |
| Steals            | 2 vs. Troy (12-5-22)                  | 3 vs. Jackson State, 11-27-18             |
| Blocked Shots     |                                       | 1 at New Mexico*, 2-5-19                  |
| Minutes           | 21:48 at Stanford, 11-15-22           | 38:06 at UNLV*, 1-1-22                    |
| 20+ Scoring Games | 1 time (1-0)                          |   |
| 10+ Scoring Games | 2 time (2-0)                          | 11 times (10-1)                           |

## #3 • MICAH PARRISH

|                      | Season                                    | Career                                    |
|----------------------|---|---|
| Points               | 19 vs. Kennesaw State, 12-12-22           | 20 - 3x; last: Wright State#, 3-3-22      |
| Rebounds             | 6 vs. UC San Diego, 12-20-22              | 12 - 3x; last: at West Virginia#, 11-9-21 |
| Assists              | 2 - 2x; last: vs. Brigham Young, 11-11-22 | 4 - 5x; last: at Robert Morris#, 2-11-22  |
| Steals               | 3 vs. Brigham Young, 11-11-22             | 4 - 7x; last: vs. IUPUI#, 3-1-22          |
| Blocked Shots        | 2 vs. UC San Diego, 12-20-22              | 2 - 5x; last: vs. UC San Diego, 12-20-22  |
| Minutes              | 28:10 vs. Arkansas, 11-23-22              | 48:09 at Milwaukee#, 2-20-21              |
| 20+ Scoring Games    |   | 3 times (1-2)                             |
| 10+ Scoring Games    | 4 times (3-1)                             | 37 times (20-17)                          |
| 10+ Rebounding Games |   | 5 times (0-5)                             |
| Double-Doubles       |   | 4 times (0-4)                             |

## #4 • JARED BARNETT

|               | Season                         | Career                                |
|---------------|--------------------------------|---------------------------------------|
| Points        | 3 vs. Occidental, 12-2-22      | 3 vs. Occidental, 12-2-22             |
| Rebounds      | 2 vs. Occidental, 12-2-22      | 2 vs. Occidental, 12-2-22             |
| Assists       | 2 vs. Kennesaw State, 12-12-22 | vs. Kennesaw State, 12-12-22          |
| Steals        | 1 vs. Occidental, 12-2-22      | 1 - 6x; last: vs. Occidental, 12-2-22 |
| Blocked Shots |                                |                                       |
| Minutes       | 11:13 vs. Occidental, 12-2-22  | 11:13 vs. Occidental, 12-2-22         |

## #5 • LAMONT BUTLER

|                   | Season                                | Career                                  |
|-------------------|---------------------------------------|---|
| Points            | 15 vs. Ohio State, 11-21-22           | 16 - 2x; last: vs. Boise State, 3-12-22 |
| Rebounds          | 4 - 2x; last: vs. Occidental, 12-2-22 | 6 - 3x; last: vs. Creighton, 3-17-22    |
| Assists           | 6 - 2x; last: at Stanford, 11-15-22   | 6 - 3x; last: at Stanford, 11-15-22     |
| Steals            | 6 vs. Brigham Young, 11-11-22         | 6 vs. Brigham Young, 11-11-22           |
| Blocked Shots     | 1 - 2x; last: vs. UC Irvine, 11-29-22 | 1 - 7x; last: vs. UC Irvine, 11-29-22   |
| Minutes           | 31:20 vs. Ohio State, 11-21-22        | 35:16 at San Jose State*, 2-9-22        |
| 10+ Scoring Games | 4 times (3-1)                         | 16 times (12-4)                         |

## #11 • DEMARSHAY JOHNSON JR.

|                   | Season                        | Career                        |
|-------------------|-------------------------------|-------------------------------|
| Points            | 8 vs. Occidental, 12-2-22     | 8 vs. Occidental, 12-2-22     |
| Rebounds          | 3 vs. Occidental, 12-2-22     | 3 vs. Occidental, 12-2-22     |
| Assists           | 1 vs. Occidental, 12-2-22     | 1 vs. Occidental, 12-2-22     |
| Steals            |                               |                               |
| Blocked Shots     | 1 vs. Occidental, 12-2-22     | 1 vs. Occidental, 12-2-22     |
| Minutes           | 13:54 vs. Occidental, 12-2-22 | 13:54 vs. Occidental, 12-2-22 |
| 10+ Scoring Games |                               |                               |

## #12 • DARRION TRAMMELL

|                   | Season                               | Career                              |
|-------------------|--------------------------------------|-------------------------------------|
| Points            | 21 - 2x; last: vs. Arizona, 11-22-22 | 39 vs. Abilene Christian+, 3-11-22  |
| Rebounds          | 5 vs. UC San Diego, 12-20-22         | 8 vs. Utah Valley+, 1-12-22         |
| Assists           | 6 at Stanford, 11-15-22              | 13 vs. Portland+, 12-30-20          |
| Steals            | 4 at Stanford, 11-15-22              | 6 - 3x; last: at Stanford, 11-15-22 |
| Blocked Shots     |                                      | 2 vs. CSUN+, 11-30-20               |
| Minutes           | 35:46 vs. Troy (12-5-22)             | 41 at Cal Baptist+, 1-17-22         |
| 20+ Scoring Games | 2 times (1-1)                        | 24 times (13-11)                    |
| 10+ Scoring Games | 7 times (5-2)                        | 56 times (37-19)                    |
| 10+ Assist Games  |                                      | 1 time (1-0)                        |
| Double-Doubles    |                                      | 1 time (1-0)                        |

## #13 • JAEDON LeDEE

|                      | Season                                   | Career                                   |
|----------------------|--|--|
| Points               | 23 vs. Brigham Young, 11-11-22           | 23 vs. Brigham Young, 11-11-22           |
| Rebounds             | 12 vs. UC San Diego, 12-20-22            | 12 vs. UC San Diego, 12-20-22            |
| Assists              | 3 - 3x; last: vs. UC San Diego, 12-20-22 | 3 - 3x; last: vs. UC San Diego, 12-20-22 |
| Steals               | 3 vs. Arizona, 11-22-22                  | 3 - 2x; last: vs. Arizona, 11-22-22      |
| Blocked Shots        | 1 - 2x; last: vs. Ohio State, 11-21-22   | 4 vs. Purdue Fort Wayne@, 11-11-18       |
| Minutes              | 28:35 vs. Brigham Young, 11-11-22        | 24 vs. UC Irvine&, 11-21-19              |
| 20+ Scoring Games    | 1 time (1-0)                             | 2 times (1-1)                            |
| 10+ Scoring Games    | 4 times (4-0)                            | 12 times (8-4)                           |
| 10+ Rebounding Games | 1 time (1-0)                             | 1 time (1-0)                             |

## #14 • CADE ALGER

|                   | Season                                | Career                                       |
|-------------------|---------------------------------------|--|
| Points            | 3 - 2x; last: vs. Occidental, 12-2-22 | 6 vs. Wyoming, 1-30-21                       |
| Rebounds          | 2 vs. Occidental, 12-2-22             | 2 - 2x; last: vs. Occidental, 12-2-22        |
| Assists           |                                       |  |
| Steals            |                                       | 1 - 2x; last: vs. Long Beach State, 11-30-21 |
| Blocked Shots     |                                       | 1 vs. UNLV, 1-24-22                          |
| Minutes           | 5:08 vs. Occidental, 12-2-22          | 5:08 vs. Occidental, 12-2-22                 |
| 10+ Scoring Games |                                       |  |

## #20 • MATT BRADLEY

|                      | Season                       | Career                                   |
|----------------------|------------------------------|--|
| Points               | 23 vs. Arkansas, 11-23-22    | 30 at Wyoming*, (2-28-22)                |
| Rebounds             | 7 vs. Arkansas, 11-23-22     | 10 - 4x; last: vs. Fresno State*, 3-3-22 |
| Assists              | 8 vs. Occidental, 12-2-22    | 8 vs. Occidental, 12-2-22                |
| Steals               | 3 vs. Arkansas, 11-23-22     | 4 vs. Colorado~, 3-13-19                 |
| Blocked Shots        | 2 vs. UC San Diego, 12-20-22 | 2 - 3x; last: vs. UC San Diego, 12-20-22 |
| Minutes              | 35:29 vs. Arkansas, 11-23-22 | 42 vs. Washington~, 1-11-20              |
| 20+ Scoring Games    | 1 time (0-1)                 | 36 times (19-17)                         |
| 10+ Scoring Games    | 5 times (3-2)                | 102 times (48-54)                        |
| 10+ Rebounding Games |                              | 4 times (2-2)                            |
| Double-Doubles       |                              | 4 times (2-2)                            |

## #21 • MILES BYRD

|                   | Season                                   | Career                                   |
|-------------------|--|--|
| Points            | 8 vs. Occidental, 12-2-22                | 8 vs. Occidental, 12-2-22                |
| Rebounds          | 1 - 2x; last: vs. UC San Diego, 12-20-22 | 1 - 2x; last: vs. UC San Diego, 12-20-22 |
| Assists           | 6 vs. Occidental, 12-2-22                | 6 vs. Occidental, 12-2-22                |
| Steals            | 1 - 2x; last: vs. Kennesaw St., 12-12-22 | 1 - 2x; last: vs. Kennesaw St., 12-12-22 |
| Blocked Shots     |  |  |
| Minutes           | 19:35 vs. Occidental, 12-2-22            | 19:35 vs. Occidental, 12-2-22            |
| 10+ Scoring Games |  |  |

## #25 • ELIJAH SAUNDER

|                   | Season                                   | Career                                   |
|-------------------|--|--|
| Points            | 6 vs. Kennesaw State, 12-12-22           | 6 vs. Kennesaw State, 12-12-22           |
| Rebounds          | 8 vs. Occidental, 12-2-22                | 8 vs. Occidental, 12-2-22                |
| Assists           | 3 - 2x; last: vs. Kennesaw St., 12-12-22 | 3 - 2x; last: vs. Kennesaw St., 12-12-22 |
| Steals            |  |  |
| Blocked Shots     | 1 vs. Occidental, 12-2-22                | 1 vs. Occidental, 12-2-22                |
| Minutes           | 24:58 vs. Occidental, 12-2-22            | 24:58 vs. Occidental, 12-2-22            |
| 10+ Scoring Games |  |  |

\* - Mountain West game; ^ - Mountain West Tournament game; ~ - at California; # - at Oakland; @ - at Ohio State; + - at Seattle U; & - at TCU



## SEASON/CAREER HIGHS

## #31 • NATHAN MENSAH

|                      | Season                         | Career                         |
|----------------------|--------------------------------|--------------------------------|
| Points               | 18 vs. UC Irvine, 11-29-22     | 19 vs. UC San Diego, 12-22-21  |
| Rebounds             | 10 vs. Brigham Young, 11-11-22 | 15 at Arizona State, 12-10-20  |
| Assists              | 2 vs. Troy (12-5-22)           | 4 vs. San Jose State*, 3-2-19  |
| Steals               | 4 vs. Brigham Young, 11-11-22  | 5 vs. New Mexico*, 1-31-22     |
| Blocked Shots        | 4 vs. Ohio State, 11-21-22     | 6 vs. Saint Mary's, 12-22-20   |
| Minutes              | 30:38 vs. Troy (12-5-22)       | 34:12 vs. Utah State*, 2-15-22 |
| 10+ Scoring Games    | 3 times (3-0)                  | 30 times (26-5)                |
| 10+ Rebounding Games | 1 time (1-0)                   | 16 times (14-2)                |
| Double-Doubles       | 1 time (1-0)                   | 7 times (6-1)                  |

## #33 • AGUEK AROP

|                   | Season                                   | Career                                   |
|-------------------|--|--|
| Points            | 8 vs. Troy (12-5-22)                     | 14, at Air Force*, 1-22-21               |
| Rebounds          | 5 vs. Troy (12-5-22)                     | 8 - 3x; last: at Colorado State*, 2-4-22 |
| Assists           | 4 vs. Saint Mary's, 12-10-22 2           | 4 vs. Saint Mary's, 12-10-22             |
| Steals            | 3 at Stanford, 11-15-22                  | 4 - 2x; last: at UNLV*, 1-1-22           |
| Blocked Shots     | 1 - 2x; last: vs. Saint Mary's, 12-10-22 | 2 - 8x; last: at Wyoming* (2-28-22)      |
| Minutes           | 28:09 vs. Arkansas, 11-23-22             | 30:34 vs. Creighton, 3-17-22             |
| 10+ Scoring Games |  | 5 times (4-1)                            |

\* - Mountain West game; ^ - Mountain West Tournament game

# MISCELLANEOUS STATISTICS

## San Diego State's Record When...

| Category                               | 2022-23 Season | Dutcher Era | SDSU Streak | Note   |
|--|----------------|-------------|-------------|--|
| Home                                   | 7-0            | 74-9        | Won 14      | SDSU is 30-1 in its last 31, 48-4 in its last 52 and 57-5 in its last 62 home games; 16-game homecourt win streak snapped vs. Boise State (1-22-22)  |
| Away                                   | 1-0            | 32-21       | Won 3       | SDSU is 24-7 in its last 31 road games and 87-50 in its last 137 road games; Aztecs are 84-40 in last 124 road games vs. non-AP top 25 teams.  |
| Neutral                                | 1-3            | 21-13       | Lost 3      | Aztecs have won 54 of the last 84 games at neutral sites (54-30); Won four of last nine meetings with AP Top 25 teams  |
| Scoring First                          | 7-1            | 90-21       | Won 2       | SDSU is 207-55 in its last 262 games in which it has scored first. Last loss: vs. Saint Mary's (12-10-22)  |
| Opponent Scores First                  | 2-2            | 38-22       | Won 1       | SDSU is 27-10 in its last 37 and 109-48 in its last 157 games in which the opponent has scored first   |
| Leading at Half                        | 7-1            | 111-14      | Won 4       | SDSU is 42-3 in its last 45; 80-6 in its last 86 and 174-22 in its last 196 games when ahead at half; <b>141-9 in last 150 at home when leading at half</b>  |
| Trailing at Half                       | 2-1            | 15-26       | Won 1       | SDSU is 20-37 the last 57 times trailing at the half and 45-66 since the start of '10-11   |
| Tied at Half                           | 0-1            | 1-3         | Lost 1      | SDSU is 8-6 in last 14 games that have been tied at half   |
| Leading with 5:00 Left                 | 7-1            | 117-9       | Won 4       | Won 370 of last 384; 164-game win streak snapped vs. Boise (2-27-16); Last loss before 164-game win streak: at WYO (1-9-10); 37-game streak snapped vs. Creighton (3-17-22)  |
| Trailing with 5:00 Left                | 2-2            | 8-31        | Lost 1      | SDSU is 15-74 in its last 9; Last wins: vs. UC Irvine (11-29-22), vs. Brigham Young (11-11-22), vs. Fresno State (3-4-22), vs. Arizona State (11-18-21)  |
| Tied with 5:00 Left                    |                | 3-3         | Lost 2      | SDSU is 6-6 in last 12 outings   |
| In Overtime                            | 0-1            | 2-2         | Lost 2      | SDSU is 23-4 in its last 27 in OT; Last loss: vs. Arkansas (11-23-22); <b>Won last nine OT home games</b>  |
| SDSU Outrebounds Opp.                  | 7-1            | 92-11       | Won 2       | SDSU is 44-2 in its last 46; 61-3 in its last 64; 123-18 in its last 141 and 233-37 in its last 270 games  |
| SDSU is Outrebounded                   | 2-2            | 30-32       | Lost 2      | SDSU is 20-17 in its last 37 and 70-62 in its last 132 games when outrebounded; Last win: at Stanford (11-15-22)   |
| SDSU Commits Fewer TOs                 | 8-2            | 90-18       | Won 4       | SDSU is 62-12 in its last 74 and 135-25 in its last 160 when committing fewer turnovers. Last loss: vs. Arkansas (11-23-22)  |
| Opp. Commits Fewer TOs                 | 0-1            | 26-22       | Lost 1      | SDSU is 89-56 in its last 145 games when committing more turnovers; Last win: vs. Fresno State (3-10-22)   |
| SDSU More FT Attempts                  | 7-1            | 82-8        | Won 5       | SDSU is 53-3 in its last 56 and 220-33 in its last 253 games in the category. Last loss: vs. Arizona (11-22-22)  |
| Opp. More FT Attempts                  | 2-2            | 42-30       | Lost 2      | SDSU is 85-61 in its last 146 games in this category. Last win: vs. Ohio State (11-21-22)  |
| SDSU Shoots Better than Opp.           | 8-1            | 109-8       | Won 5       | SDSU is 27-2 in last 29; 81-4 in last 85; 111-8 in last 119; 271-18 in last 289 with higher FG pct. Last loss: vs. Arkansas (11-23-22)   |
| Opp. Shoots Better than SDSU           | 1-2            | 18-35       | Lost 2      | SDSU is 52-83 since the start of '10-11 when the opponent has a higher FG pct.; Last win: vs. Brigham Young (11-11-22)   |
| SDSU Shoots 50% or Better              | 5-0            | 48-1        | Won 36      | 70-game win streak snapped at California (12-8-18). <b>Have won 93 straight at home when FG pct. &gt;= 50.0 pct. (last loss: UNLV, 1-26-02)</b>  |
| SDSU Shoots Between 40-50%             | 3-2            | 58-20       | Lost 1      | Since March 3, 2010, SDSU is 153-38 overall and <b>82-10 at home</b>   |
| SDSU Shoots 40% or Less                | 1-1            | 21-22       | Won 1       | <b>SDSU is 150-27 when shooting 38.9 pct. or better (since Jan. 31, 2015); SDSU is 115-8 since Feb. 22, 2012, at home, when shooting at least 38.9 pct.</b>  |
| Opp. Shoots 50% or Better              | 0-1            | 2-12        | Lost 2      | Last win: at Air Force (1-22-21)   |
| Opp. Shoots Between 40-50%             | 5-1            | 42-22       | Lost 1      | Last loss: vs. Saint Mary's (12-10-22); Last win: vs. Occidental (12-2-22)   |
| Opp. Shoots 40% or Less                | 4-1            | 84-9        | Won 3       | SDSU is 62-6 in last 68; 293-39 in last 332 times the opponent has shot 40 pct. or less; Last loss: vs. Arkansas (11-23-22)  |
| Opp. Shoots 35% or Less                | 3-0            | 40-2        | Won 4       | Had won 35 straight until vs. Boise State (1-22-22); Prior last loss in the category was at CSU (2-25-17); <b>SDSU 37-1 in last 38 gms. at Viejas dating back to 12-18-15 (GCU)</b>  |
| SDSU Bench Outscores Opp.              | 8-2            | 81-20       | Won 2       | SDSU is 60-12 in its last 72 and 208-44 in this category since the beginning of the 2010-11 season; Aztecs are 176-40 in last 216 games  |
| Opp. Bench Outscores SDSU              | 1-1            | 44-22       | Won 1       | SDSU is 100-56 in this category since the beginning of the 2010-11 season  |
| SDSU Scores Less Than 60               |                | 2-16        | Lost 1      | SDSU is 25-44 in its last 69 games when scoring less than 60 points; Last win: vs. Fresno State (3-10-22), snapped 9-game losing streak  |
| SDSU Scores At Least 60 & Less Than 70 | 2-1            | 36-17       | Won 1       | SDSU is 92-40 in its last 132 games. Last loss: vs. Saint Mary's (12-10-22); <b>69-3 since March 15, 2019</b>  |
| SDSU Scores Between 70-79              | 2-2            | 45-7        | Won 1       | SDSU is 47-7 in last 54, 134-15 in its last 149 when scoring 70-79; 31-game win streak snapped vs. Arizona (11-22-22); <b>48-3 at home in last 51</b>  |
| SDSU Scores Between 80-89              | 4-0            | 30-3        | Won 23      | SDSU is 51-5 in its last 56 games when scoring between 80-89 points  |
| SDSU Scores Between 90-99              | 1-0            | 14-0        | Won 29      | The Aztecs have won 29 straight games and are 39-2 since 1999-2000 when scoring 90+ points   |
| SDSU Scores 100+                       |                | 1-0         | Won 27      | The Aztecs have won 27 straight games when reaching triple digits. SDSU is 4-0 in games where it has scored 100+ points since the 1999-2000 season.  |
| Opp. Scores Less Than 50               | 1-0            | 14-1        | Won 3       | SDSU is 18-1 in last 19; 67-4 in last 71 in this category (losses: at UW, 12-7-14; vs. Wyo., 3-14-15; Little Rock, 11-21-15; vs. Boise 1-22-22)  |
| Opp. Scores Less Than 60               | 5-0            | 71-7        | Won 5       | SDSU is 80-7 in its last 87 games in the category; Last loss: vs. Boise State (3-12-22)<br><b>SDSU is 135-4 the last 139 home games when holding the opponent to 60 points or less (last loss: vs. Boise State, 1-22-22)</b>   |
| Opp. Scores Between 50-59              | 3-0            | 54-5        | Won 3       | SDSU is 54-5 in its last 59 games and 94-13 in last 107 games in this category   |
| Opp. Scores Between 60-69              | 2-1            | 38-9        | Lost 1      | SDSU is 21-3 in last 24 games; 93-31 in the category since the start of 2010-11.   |
| Opp. Scores Between 70-79              | 2-1            | 18-13       | Lost 1      | SDSU is 34-34 in its last 68 games when allowing between 70-79 points  |
| Opp. Scores Between 80-89              | 0-1            | 1-11        | Lost 5      | SDSU is 3-16 since the beginning of the 2010-11 season in this category.   |
| Opp. Scores Between 90-99              |                | 0-3         | Lost 3      | SDSU snapped a 24-game losing streak in the category by winning at TCU (3-3-12)  |
| Opp. Scores 100+                       |                |             | Lost 9      | The Aztecs are 0-3 in this category since the 1999-2000 season.  |
| Wearing Black                          | 0-1            | 40-27       | Lost 2      | SDSU is 26-10 in last 36 and 83-58 in its last 141 in the black uniforms; Last worn at home: vs. Air Force (2-12-22)   |
| Wearing Alternate Black (Red Writing)  |                | 14-4        | Lost 1      | Worn at San Diego, vs. Creighton, at CSU, at USU, at WYO, at Fresno State, at UNLV, at UNM, at AFA at Boise State, vs. UNLV, at NEV, at ASU, vs. SMC   |
| Wearing Red                            |                | 2-0         | Won 3       | Aztecs are 17-5 in their last 22 when wearing red since the start of 2010-11; Last worn: vs. Nevada (1-18-20)  |
| Wearing White                          | 8-1            | 80-15       | Won 4       | 51-6 in last 57; Last worn on the road at Stanford (11-15-22); Last neutral: vs. Arkansas (11-23-22); 15-game win streak ended vs. Utah State (3-7-20)   |
| Wearing Retro White                    |                | 3-1         | Won 2       | Wore vs. USD and vs. No. 2/3 Kansas in 2015-16; vs. Alabama State, Wyoming, Air Force in 2016-17; vs. Georgia and California, USU, CSU in 2017-18  |
| Wearing Retro White Shorts             |                | 7-0         | Won 7       | Debuted vs. Colorado State (1-4-21)  |
| Wearing Camouflage                     |                |             | Lost 1      | SDSU lost to No. 9/9 Syracuse (11-11-12)   |
| Wearing Pewter Gray                    |                |             | Won 2       | Uniforms made its debut vs. USD (12-15-12); Also worn against UNLV (1-16-13), FS (2-9-13), BSU (3-13-13)   |
| Wearing Turquoise                      | 1-1            | 6-1         | Lost 1      | Made its debut vs. Bakersfield (11-20-14); Also vs. SD Christian (11-18-15), vs. Savannah St. (11-28-16), vs. McNeese (11-17-17), vs. Jackson St. (11-27-18), vs. Tennessee State (11-25-19), vs. UC Irvine (11-27-20), vs. UT Arlington (11-20-21), vs. UC Irvine (11-29-22), vs. Saint Mary's (12-10-22) |
| On Monday                              | 4-0            | 11-1        | Won 10      | Aztecs are 23-3 on Monday since the beginning of 2010-11. Last loss: vs. (1/1) Duke (11-19-18)   |
| On Tuesday                             | 3-1            | 22-7        | Won 2       | SDSU is 54-14 in its last 68 games played on Tuesday. Last loss: vs. Arizona (11-22-22)  |
| On Wednesday                           | 0-1            | 21-7        | Lost 1      | SDSU is 36-11 in last 47 and 66-19 in its last 85 games played on Wednesday  |
| On Thursday                            |                | 17-3        | Lost 1      | Aztecs played just 42 Thursday games since the start of the 2010-11 season.  |
| On Friday                              | 2-0            | 16-5        | Won 4       | SDSU is 38-10 in its last 48 games played on the day   |
| On Saturday                            | 0-1            | 34-19       | Lost 2      | SDSU is 88-43 in its last 131 games played on Saturday. Seven-game win streak snapped vs. UNLV (2-22-20)   |
| On Sunday                              |                | 7-1         | Won 7       | The Aztecs have played only 28 Sunday games since the beginning of the 2010-11 campaign (20-8)   |
| In November                            | 5-2            | 30-8        | Won 1       | SDSU is 64-17 in November since the beginning of the 2010-11 campaign  |
| In December                            | 4-1            | 22-8        | Won 2       | The Aztecs are 66-17 in their last 83 games played in December. Last loss: vs. Saint Mary's (12-10-22)   |
| In January                             |                | 28-12       | Won 1       | SDSU is 56-19 in last 74 and 72-23 in last 95 January games  |
| In February                            |                | 31-7        | Won 2       | SDSU is 58-20 in its last 78 games played during the month   |
| In March                               |                | 17-8        | Lost 2      | The Aztecs are 63-25 in their last 88 March games  |