



WYOMING

COWBOYS

GAME NOTES

Nick Seeman, Assistant AD for Media and Public Relations - Cell Phone: 612-741-0550 - Email: nseeman@uwyo.edu

About The Contest

Game 15: #RV/RV San Diego State
Saturday, December 7 | 2 p.m. MT
Arena-Auditorium | Laramie, Wyo.
TV: CBS
Play-by-Play: Rich Waltz
Color: Clark Kellogg
Radio: Cowboy Sports Network
Play-by-Play: Keith Kelley
Color: Kevin McKinney
Live Audio/Stats: GoWyo.com

Schedule

Date	Time	Opponent	TV
11/7	7 p.m.	Colorado Christian	W, 102-69
11/10	8 p.m.	Nicholls	W, 79-68
11/13	2 p.m.	Southeastern Louisiana	L, 76-72
11/18	2:15 p.m.	Howard #	W, 78-71
11/20	3:45 p.m.	Drake #	L, 61-56
11/21	3:45 p.m.	Boston College #	L, 59-48
11/30	2 p.m.	Santa Clara ^	L, 89-85, OT
12/3	2 p.m.	Grand Canyon	L, 66-58
12/6	7 p.m.	Texas A&M Commerce	W, 91-76
12/10	7 p.m.	Louisiana Tech	W, 92-65
12/17	6 p.m.	Dayton %	L, 66-49
12/21	6:30 p.m.	St. Mary's !	L, 66-54
12/28	9 p.m.	at Fresno State*	L, 53-58
12/31	2 p.m.	New Mexico*	L, 75-76
1/7	2 p.m.	San Diego State*	CBS
1/10	8:30 p.m.	at Utah State*	FS1
1/14	9 p.m.	Boise State*	FS1
1/17	7 p.m.	at Air Force*	MW Network
1/21	2 p.m.	Colorado State*	FS1
1/24	9 p.m.	at UNLV*	CBSSN
1/31	8 p.m.	Fresno State*	FS1
2/4	TBD	at San Jose State*	CBSSN
2/8	8:30 p.m.	UNLV*	FS1
2/11	TBD	at Boise State*	CBSSN
2/14	8 p.m.	at New Mexico*	CBSSN
2/17	TBD	Air Force*	FS1
2/21	7 p.m.	Utah State*	CBSSN
2/24	7 p.m.	at Colorado State*	CBSSN
2/27	7 p.m.	Nevada*	CBSSN
3/4	8 p.m.	at San Diego State*	CBSSN
3/8	TBA	MW Championship	MW Network
3/9	TBA	MW Championship	CBSSN
3/10	TBA	MW Championship	CBS

* MW Conference Games
Paradise Jam in U.S. Virgin Islands
^ Sports Tours Showdown
% Legends of Basketball Showcase
! Jerry Colangelo Classic

Did You Know

-Each year on January 7th, National Bobblehead Day recognizes a day of celebration for all spring-connected head bobbing figurines. Wyoming radio analyst Kevin McKinney has a bobblehead.

Wyoming Cowboys (5-9 overall, 0-2 Mountain West)

Projected Starters

No.	Name	Pos.	Ht.	Wt.	Yr.	Hometown	PPG	RPG	APG
1	Brendan Wenzel	G	6-7	204	Jr.	San Antonio, Texas	8.4	4.1	0.6
20	Ethan Anderson	G	6-1	208	Jr.	Los Angeles, Calif.	6.3	4.3	3.1
24	Hunter Maldonado	G	6-7	202	Sr.	Colorado Springs, Colo.	12.3	4.1	3.6
25	Jeremiah Oden	F	6-8	201	Jr.	Chicago, Ill.	5.8	2.3	0.6
53	Xavier DuSell	G	6-4	199	Jr.	Scottsdale, Ariz.	3.5	1.8	0.5
No.	Name	Pos.	Ht.	Wt.	Yr.	Hometown	PPG	RPG	APG
0	Nathaniel Talich	G	6-4	191	Fr.	Cheyenne, Wyo.	N/A		
10	Hunter Thompson	F	6-10	235	Sr.	Pine Bluffs, Wyo.	7.2	5.1	1.0
13	Jake Kyman	G/F	6-7	213	Jr.	Aliso Viejo, Calif.	5.9	1.7	0.9
15	Nate Barnhart	F	7-0	190	R-Fr.	Lenexa, Kan.	1.0	0.5	0.0
21	Noah Reynolds	G	6-3	195	So.	Peoria, Ill.	14.8	2.4	1.8
22	Kenny Foster	G	6-5	187	Sr.	Aurora, Colo.	5.9	2.4	0.2
23	Max Agbonkpolo	G/F	6-9	196	Jr.	Laguna Niguel, Calif.	8.6	3.6	1.0
31	Cort Roberson	G	6-0	157	R-Fr.	Arlington, Wash.	1.0	0.0	0.0
33	Graham Ike	F	6-9	255	Jr.	Aurora, Colo.	N/A		
44	Caden Powell	F	6-10	206	Fr.	Waco, Texas	1.2	1.5	0.2

Head Coach:

Jeff Linder (Western State)
UW Record: 44-29, 3rd Season
Overall Record: 124-79, 7th season

Assistant Coaches:

Ken DeWeese (Mary Hardin-Baylor)
Sundance Wicks (Northern State)
Marc Rodgers (Central Washington)



RV/RV San Diego State (11-3 overall, 2-0 Mountain West)

Projected Starters

No.	Name	Pos.	Ht.	Wt.	Yr.	Hometown	PPG	RPG	APG
0	Keshad Johnson	F	6-7	225	Sr.	Oakland, Calif.	6.9	4.0	0.7
5	Lamont Butler	G	6-2	195	Jr.	Moreno Valley, Calif.	8.2	2.0	2.9
12	Darrion Trammell	G	5-10	175	Sr.	Marin City, Calif.	13.2	2.8	3.8
20	Matt Bradley	G	6-4	220	Sr.	San Bernardino, Calif.	12.9	4.1	1.8
31	Nathan Mensah	F	6-10	230	Sr.	Accra, Ghana	6.4	6.4	0.4
No.	Name	Pos.	Ht.	Wt.	Yr.	Hometown	PPG	RPG	APG
2	Adam Seiko	G	6-3	210	Sr.	Boston, Mass.	6.2	1.8	0.5
3	Micah Parrish	G	6-6	200	Jr.	Detroit, Mich.	7.8	2.7	0.5
4	Jared Barnett	G	6-1	155	Sr.	Los Angeles, Calif.	1.0	1.0	1.0
10	Cam Lawin	G	6-3	175	Fr.	Chicago, Ill.	N/A		
11	Demarshay Johnson Jr.	F	6-10	235	R-Fr.	Oakland, Calif.	2.7	1.3	0.3
13	Jaedon LeDee	F	6-9	240	Sr.	Houston, Texas	7.3	5.0	1.1
14	Cade Alger	F	6-9	195	Jr.	Oakdale, Calif.	2.0	0.7	0.0
21	Miles Byrd	G	6-7	175	Fr.	Stockton, Calif.	4.3	0.5	1.5
24	Tyler Broughton	G	6-4	190	Jr.	Ladera Ranch, Calif.	0.0	0.5	0.0
25	Elijah Saunders	F	6-8	240	Fr.	Phoenix, Ariz.	1.5	1.6	0.9
33	Aguek Arop	F	6-7	225	Sr.	Omaha, Neb.	4.8	2.5	1.0
42	Triston Broughton	G	6-4	190	Jr.	Ladera Ranch, Calif.	0.0	0.0	0.0

Head Coach:

Brian Dutcher (Minnesota, '82)
San Diego State Record: 130-43, 6th Year
Overall Record: Same

Assistant Coaches:

David Velasquez (San Diego State, '07)
Chris Acker (UC Irvine, '12)
JayDee Luster (Wyoming, '11)



BY THE NUMBERS STAT COMPARISON

	PPG	OPPG	FG%	OFG%	3FG%	O3FG%	FT%	RPG	APG	TOPG	SPG	BPG
Wyoming	70.9	69.0	.450	.445	.340	.339	.691	33.4	12.0	11.9	5.0	2.1
San Diego St.	75.2	64.8	.456	.415	.359	.302	.725	35.6	13.6	13.4	8.9	3.1

Know The Foe

Wyoming Quick Facts

Location: Laramie, Wyo.
Enrollment: 11,829
President: Edward Seidel
Athletics Director: Tom Burman
School Colors: Brown & Gold
Home Arena: Arena-Auditorium
21-22 Record: 25-9
21-22 MW Record: 13-5, 4th
Starters R/L: 4/1
Letterwinners R/L: 8/4
Head Coach: Jeff Linder (3rd Season)
Alma Mater: Western State
UW Record: 44-29

San Diego State Quick Facts

Location: San Diego, California
Enrollment: 35,578
School Colors: Red and Black
21-22 Record: 23-9
21-22 MW Record: 13-4
Current W/L: Won 4
Starters R/L: 3/2
Letterwinners R/L: N/A
Head Coach: Brian Dutcher
Alma Mater: Minnesota, '82
San Diego St. Record: 130-43 (6th Year)
Overall Record: Same

San Diego State Series History

Overall Series: San Diego State leads 48-41
Series Began: Jan. 12, 1979
Wyoming Record at Home: 27-12
Wyoming Record on the Road: 12-30
Wyoming Record at Neutral Sites: 3-6
Longest UW Win Streak: 6 (twice), 1986-88 and 2000-02
Longest SDSU Win Streak: 8, 2018-Present
Largest UW Margin of Victory: 45, 102-57 in 1981
Largest SDSU Margin of Victory: 39, 96-57 in 2011
Most Points Scored by UW: 102 in 1981
Most Points Scored by SDSU: 96 in 2011
Last Meeting: Feb. 28, 2022, San Diego State defeated Wyoming, 73-66, in Laramie

All-Time (Last 10 Meetings)

Date	Score	Site
1/31/17	L, 77-68	A
12/27/17	W, 82-69	H
2/14/18	L, 87-77	A
1/8/19	L, 84-54	A
1/8/20	L, 72-52	H
1/21/20	L, 72-55	A
1/28/21	L, 87-57	A
1/30/21	L, 98-71	A
3/11/21	L, 69-66	N
2/28/22	L, 73-66	H

Pokes Play Host to San Diego State in Nationally Televised Contest

The Wyoming Cowboys play host to the San Diego State Aztecs on Saturday at 2 p.m. inside the Arena-Auditorium. The contest against the Aztecs, who are receiving votes in both Top-25 polls can be seen nationally on CBS with Rich Waltz on the call and Clark Kellogg analyzing the action.

The first 3,000 fans will receive a special Throwback Jersey Rally Towel on Saturday present by Blue Cross Blue Shield of Wyoming.

Fans can listen to the contest, as well as follow stats on GoWyo.com. The game will be broadcast live on radio over the 26 affiliate stations of the Cowboy Sports Network, as Keith Kelley will have the call with Kevin McKinney on color.

About The Teams

The Cowboys enter the contest with a 5-9 overall record after falling to No. 22 New Mexico at home last Saturday by a score of 76-75. It marked the second-straight game the Pokes have went down to the final minute in conference play. Wyoming is averaging 70.9 points per game and are allowing 69.0 points per contest. The Pokes are recording 14.7 fouls per game to lead the conference and rank No. 42 in the nation. Wyoming is hitting 8.2 three-pointers per game to rank second in the MW and No 50 in the nation. Wyoming is shooting 45 percent from the field and allowing opponents to shoot 44.5 percent.

San Diego State is off to a strong start this season, sitting at 11-3 overall and 2-0 in Mountain West Conference play. This season comes on the heels of a 2021-22 year that saw the Aztecs earn an at-large bid to the NCAA Tournament and finish runner-up at the MW Conference Tournament. San Diego State was picked to win the league in the preseason coaches poll.

About The Players

The Cowboys are lead in scoring by Noah Reynolds at 14.3 points per game. He went down with an injury against New Mexico and is currently in protocol. He scored eight points in eight minutes against the Lobos. Hunter Maldonado, who will pass Fennis Dembo in career starts at Wyoming on Saturday is adding 12.5 points per game and 4.5 rebounds. He recorded a double-double against New Mexico. Hunter Thompson, leads the team in rebounds at 5.1 per game, but is out with an illness. Ethan Anderson ranks third on the team with 4.4 rebounds per game and adds 7.1 points per contest after scoring a season-high 17 against the Lobos last Saturday.

Darrion Trammell, a transfer from Seattle, paces San Diego State, pouring in 13.2 points per game to go alongside a team-best 3.8 assists per contest. Matt Bradley is the only other Aztec averaging in double-figures at 12.9 points per game. Nathan Mensah leads the charge on the glass, collecting 6.4 rebounds per contest.

The Aztecs average 75.2 points per game, hitting 45.6 percent of their field-goal attempts. They also connect on 35.9 percent of their 3-point attempts. San Diego State opponents score 64.8 points per contest, making 41.5 percent of their shots from the floor, which includes a 30.2 percent accuracy from deep.

About The Series

Wyoming trails the all-time series with San Diego State, 48-41. The two squads only met once last season, and the Aztecs claimed a 73-66 victory in Laramie. San Diego State is currently enjoying an eight-game win streak in the series.

Up Next

The Cowboys hit the road and travel to Logan, Utah, on Tuesday. They battle Utah State inside Dee Glen Smith Spectrum at 8:30 p.m.

MW Standings and Results (Jan. 5, 2023)

Team (AP/Coaches)	CONFERENCE						OVERALL							
	W	L	Pct.	Home	Away	Neutral	W	L	Pct.	Home	Away	Neutral	Last 10	Strk
Nevada	3	0	1.000	2-0	1-0	0-0	13	3	.812	8-0	3-2	2-1	8-2	W5
Utah State	2	0	1.000	1-0	1-0	0-0	13	2	.867	7-1	3-0	3-1	8-2	W3
San Diego State (R/V/RV)	2	0	1.000	1-0	1-0	0-0	11	3	.786	8-0	2-0	1-3	7-3	W4
New Mexico (21/22)	2	1	.667	1-0	1-1	0-0	14	1	.933	10-0	3-1	1-0	9-1	L1
San José State	2	1	.667	1-0	1-1	0-0	11	5	.688	6-1	3-3	2-1	7-3	L1
Fresno State	2	1	.667	2-0	0-1	0-0	6	8	.429	4-2	2-3	0-3	5-5	W1
Boise State	1	1	.500	1-0	0-1	0-0	11	4	.733	6-1	1-2	4-1	8-2	W1
UNLV	0	2	.000	0-1	0-1	0-0	11	3	.786	6-2	1-1	4-0	7-3	L2
Wyoming	0	2	.000	0-1	0-1	0-0	5	9	.357	4-3	0-1	1-5	2-8	L4
Air Force	0	3	.000	0-2	0-1	0-0	9	7	.562	8-4	1-3	0-0	6-4	L3
Colorado State	0	3	.000	0-1	0-2	0-0	8	8	.500	6-2	1-4	1-2	4-6	L4

22-23 MW Players of the Week

- Nov. 14 - DARRION TRAMMELL - SDSU
- Nov. 21 - EJ HARKLESS - UNLV
- Nov. 28 - MORRIS UDEZE - New Mexico
- Dec. 5 - Max Rice - Boise State
- Dec. 12 - Noah Reynolds - Wyoming
- Dec. 19 - Isaiah Stevens - Colorado State
- Dec. 26 - Will Baker - Nevada
- Jan. 2 - Matt Bradley - San Diego State

A LOOK AHEAD AT THE MW

Saturday, January 7
 NEVADA at SAN JOSÉ STATE* (MWN) 1 p.m. PT
 SAN DIEGO STATE at WYOMING* (CBS) 2 p.m. MT
 FRESNO STATE at COLORADO STATE* (Evoca/MWN) 2:30 p.m. MT
 UTAH STATE at BOISE STATE* (FS1) 4:30 p.m. MT
 UNLV at #21/22 NEW MEXICO* (CBSSN) 7:30 p.m. MT

Monday, January 9
 Oral Roberts at NEW MEXICO (MWN) 7 p.m. MT

Tuesday, January 10
 AIR FORCE at COLORADO STATE* (Evoca/MWN) 7 p.m. MT
 WYOMING at UTAH STATE* (FS1) 8:30 p.m. MT
 FRESNO STATE at SAN JOSÉ STATE* (MWN) 8 p.m. PT
 NEVADA at SAN DIEGO STATE* (CBSSN) 8 p.m. PT

Wednesday, January 11
 BOISE STATE at UNLV* (CBSSN) 8 p.m. PT

Friday, January 13
 UTAH STATE at NEVADA* (FS1) 8 p.m. PT

Saturday, January 14
 AIR FORCE at FRESNO STATE* (CW59/MWN) 4 p.m. PT
 COLORADO STATE at UNLV* (CBSSN) 4 p.m. PT
 NEW MEXICO at SAN DIEGO STATE* (CBSSN) 6 p.m. PT
 BOISE STATE at WYOMING* (FS1) 9 p.m. MT

Tuesday, January 17
 SAN JOSÉ STATE at NEW MEXICO* (FS1) 7 p.m. MT
 UNLV at UTAH STATE* (MWN) 7 p.m. MT
 NEVADA at BOISE STATE* (MWN) 7 p.m. MT
 WYOMING at AIR FORCE* (Altitude2/MWN) 7 p.m. MT

Wednesday, January 18
 SAN DIEGO STATE at COLORADO STATE* (FS1) 8:30 p.m. MT

Friday, January 20
 BOISE STATE at NEW MEXICO* (FS1) 9 p.m. MT

A LOOK BACK AT THE MW

Wednesday, January 4
 NEVADA 80, COLORADO STATE 69* (FS1)

Tuesday, January 3
 UTAH STATE 77, AIR FORCE 65* (CBSSN)
 BOISE STATE 67, SAN JOSÉ STATE 64* (MWN)
 FRESNO STATE 71, #21/22 NEW MEXICO 67* (CBSSN)

Saturday, December 31
 UTAH STATE 67, FRESNO STATE 54* (CBSSN)
 NEVADA 75, AIR FORCE 69* (Altitude2/MWN)
 SAN DIEGO STATE 76, UNLV 67* (CBS)
 #22 NEW MEXICO 76, WYOMING 75* (FS1)
 SAN JOSÉ STATE 78, COLORADO STATE 70* (Evoca/MWN)

Wednesday, December 28
 #22 NEW MEXICO 88, COLORADO STATE 69* (CBSSN)
 NEVADA 74, BOISE STATE 72* (NSN/MWN)
 SAN JOSÉ STATE 75, UNLV 72* (OT) (MWN)
 SAN DIEGO STATE 71, AIR FORCE 55* (FS1)
 FRESNO STATE 58, WYOMING 53* (CBSSN)

Sunday, December 25
 UTAH STATE 82, Washington State 73 (Honolulu, Hawai'i) (ESPN2)

Friday, December 23
 SMU 77, UTAH STATE 74 (Honolulu, Hawai'i) (ESPN2)

Thursday, December 22
 UTAH STATE 84, Seattle 56 (Honolulu, Hawai'i) (ESPN2)
 Santa Clara 73, BOISE STATE 58 (WCC Network)
 UNLV 74, Southern Miss 63 (MWN)

MOUNTAIN WEST NETWORK APP

All games streamed on the Mountain West Network will be available on the Mountain West App. Be sure to download the app, which is available on Android, IOS, Apple TV, Roku and Android TV. For more information visit TheMW.com.

Game #15: Wyoming 75 #22 New Mexico 76 Dec. 31, 2022 | Laramie, Wyo. | Arena-Auditorium

Official Basketball Box Score - Game Totals - Final Statistics
 Wyoming Cowboys vs Fresno St.
 12/28/22 8:00 pm at Fresno, CA

Wyoming Cowboys 53 • 5-8, 0-1 Mountain																	
#	Player	Total			3-Ptr			Rebounds			PF	TP	A	TO	Blk	Stl	Min
		FG	FGA	FT	FTA	FG	FGA	FT	FTA	Off							
10	Hunter Thompson	r	2-4	2-4	2-2	2	5	7	3	8	0	1	0	1	31		
01	Brendan Wenzel	r	0-3	0-2	2-2	0	1	1	2	2	1	1	0	0	16		
20	Ethan Anderson	r	1-2	0-0	0-3	1	8	9	1	8	2	2	0	0	35		
21	Noah Reynolds	g	7-15	2-7	6-3	0	3	3	2	16	0	2	0	0	33		
24	Hunter Maldonado	g	4-7	1-2	4-5	0	3	3	3	13	3	4	1	1	39		
13	Jake Kyman	r	4-8	1-5	0-0	0	4	4	1	9	0	1	0	1	25		
25	Jeremiah Oden	r	0-3	0-2	0-0	0	1	1	0	0	1	0	0	0	10		
44	Caden Powell	r	0-0	0-0	0-0	0	1	1	0	0	0	0	0	0	4		
09	Xavier DuSell	r	1-2	1-0	0-0	0	1	1	0	3	0	0	0	0	7		
	Team					1	2	3									
	Totals		19-44	7-24	8-15	4	29	33	12	53	7	11	1	3	200		
	FG % 1st Half:		10-23	43.5%	2nd half:	9-21	42.9%	Game:	19-44	43.2%							
	3FG % 1st Half:		4-14	28.6%	2nd half:	3-10	30.0%	Game:	7-24	29.2%							
	FT % 1st Half:		1-7	14.3%	2nd half:	7-8	87.5%	Game:	8-15	53.3%							

Fresno St. 58 • 5-7, 1-0 Mountain																	
#	Player	Total			3-Ptr			Rebounds			PF	TP	A	TO	Blk	Stl	Min
		FG	FGA	FT	FTA	FG	FGA	FT	FTA	Off							
11	Isiah Moore	r	6-7	0-1	1-1	3	6	9	1	13	0	1	0	2	25		
01	Jemarl Baker Jr.	r	8-15	4-7	0-0	0	2	2	4	20	4	2	0	1	28		
03	Isaiah Hill	g	1-11	0-5	0-2	0	1	1	3	2	2	0	0	2	32		
23	Leo Colimero	g	2-6	1-4	3-3	3	6	9	3	8	1	1	3	1	32		
25	Anthony Holland	g	2-5	1-4	0-0	2	2	4	1	5	0	0	1	1	30		
09	Donavan Yap	g	2-9	1-5	1-1	0	2	1	6	1	1	0	1	1	21		
05	Jordan Campbell	r	0-3	0-3	0-0	1	2	3	1	0	3	1	0	0	15		
22	Destin Whitaker	r	0-2	0-2	0-0	0	0	0	0	0	1	0	0	1	10		
35	Eduardo Andre	r	1-2	0-0	2-2	1	2	3	0	4	0	0	0	0	7		
	Team					0	2	3									
	Totals		22-60	7-31	7-9	10	25	35	14	58	12	6	3	9	200		
	FG % 1st Half:		16-29	55.2%	2nd half:	6-31	19.4%	Game:	22-60	36.7%							
	3FG % 1st Half:		5-15	33.3%	2nd half:	2-16	12.5%	Game:	7-31	22.6%							
	FT % 1st Half:		1-3	33.3%	2nd half:	6-6	100.0%	Game:	7-9	77.8%							

Officials: D.G. Nelson, Randy McCall, David Hall
 Technical fouls: Wyoming Cowboys-None. Fresno St.-None.
 Attendance: 4165
 2022-23 Men's Basketball, Round: 0. Fresno St. vs Wyoming. Played at Save Mart
Score by periods

	1st	2nd	Total
Wyoming Cowboys	25	28	53
Fresno St.	38	20	58

Points	In	Off	2nd	Fast
WYO	20	7	9	12
FRESNO	26	10	9	10

Score tied - 5 times.
 Lead changed - 4 times.

Last FG - WYO 2nd-01:36, FRESNO 2nd-01:01.
 Largest lead - WYO by 2 1st-09:08, FRESNO by 18 2nd-18:00.
 WYO led for 01:17. FRESNO led for 33:54. Game was tied for 04:49.

Cowboys Fall Just Short in Battle with No. 22 New Mexico, 76-75

The Wyoming Cowboys went down to the wire with No. 22 New Mexico falling in a contested battle to the final horn by a score of 76-75 on Saturday afternoon in the Arena-Auditorium in Laramie, Wyo. The Pokes had four players in double-figures in the contest including a season-high from Ethan Anderson and a double-double from Hunter Maldonado.

"For us to be as short-handed as we were today showed what I thought coming into the season would be a strength for us that being our depth," UW head coach Jeff Linder said. "I thought our guys really stepped up big off the bench. "It's unfortunate because we put ourselves in position to win the game. You normally don't want to say it came down to the last play of the game, but in reality today it did. It was so unfortunate that those last two sequences went the way they did. But I think we can learn from this. If they're (New Mexico) the 22nd ranked team in the country -- and give them credit, they're talented -- but we're not too far off."

Anderson poured in 17 points and added six rebounds and five assists in the contests. He was 7-of-10 from the field. Maldonado recorded his second double-double of the season and 14th of his career with 15 points and 10 rebounds. Jeremiah Oden added 13 points earning the start. He also added five rebounds. Max Agbonkpolo added 10 points of the bench for the Pokes. Noah Reynolds had eight points, but missed most of the game with an injury, as Wyoming was playing without Hunter Thompson.

The Pokes shot 49 percent from the field in the contest with the Lobos shooting 44 percent. Wyoming shot 42 percent from the three-point line with the Lobos shooting 38 percent. Both teams grabbed 35 rebounds on the night. Wyoming scored 38 points in the paint with the Lobos scoring 30 points.

Alphabetical Roster

No.	Name	Pos.	Ht.	Wt.	Cl.	Exp.	Hometown (Last School)
23	Max Agbonkpolo	G/F	6-9	196	Jr.	TR	Laguna Niguel, Calif. (USC)
20	Ethan Anderson	G	6-1	208	Jr.	TR	Los Angeles, Calif. (USC)
15	Nate Barnhart	F	7-0	190	RFr.	RS	Lenexa, Kan. (DeSoto)
53	Xavier DuSell	G	6-4	199	Jr.	2L	Scottsdale, Ariz. (AZ Compass Prep)
22	Kenny Foster	G	6-5	187	Sr.	3L	Aurora, Colo. (Smoky Hill)
33	Graham Ike	F	6-9	255	Jr.	2L	Aurora, Colo. (Overland)
13	Jake Kyman	G/F	6-7	213	Jr.	TR	Aliso Viejo, Calif. (UCLA)
24	Hunter Maldonado	G	6-7	202	Sr.	4L	Colorado Springs, Colo. (Vista Ridge)
25	Jeremiah Oden	F	6-8	201	Jr.	2L	Chicago, Ill. (Sunrise Christian Academy)
44	Caden Powell	F	6-10	206	Fr	HS	Waco, Texas (Midway)
21	Noah Reynolds	G	6-3	195	So.	1L	Peoria, Ill. (Notre Dame HS)
31	Cort Roberson	G	6-0	157	RFr.	RS	Arlington, Wash. (Stanwood)
0	Nathaniel Talich	G	6-4	191	Fr.	HS	Cheyenne, Wyo. (Central)
10	Hunter Thompson	F	6-10	230	Sr.	4L	Pine Bluffs, Wyo. (Pine Bluffs)
1	Brendan Wenzel	G	6-7	204	Jr.	1L	San Antonio, Texas (Utah)

Numerical Roster

No.	Name	Pos.	Ht.	Wt.	Cl.	Exp.	Hometown (Last School)
0	Nathaniel Talich	G	6-4	191	Fr.	HS	Cheyenne, Wyo. (Central)
1	Brendan Wenzel	G	6-7	204	Jr.	1L	San Antonio, Texas (Utah)
10	Hunter Thompson	F	6-10	230	Sr.	4L	Pine Bluffs, Wyo. (Pine Bluffs)
13	Jake Kyman	G/F	6-7	213	Jr.	TR	Aliso Viejo, Calif. (UCLA)
15	Nate Barnhart	F	7-0	190	RFr.	RS	Lenexa, Kan. (DeSoto)
20	Ethan Anderson	G	6-1	208	Jr.	TR	Los Angeles, Calif. (USC)
21	Noah Reynolds	G	6-3	195	So.	1L	Peoria, Ill. (Notre Dame HS)
22	Kenny Foster	G	6-5	187	Sr.	3L	Aurora, Colo. (Smoky Hill)
23	Max Agbonkpolo	G/F	6-9	196	Jr.	TR	Laguna Niguel, Calif. (USC)
24	Hunter Maldonado	G	6-7	202	Sr.	4L	Colorado Springs, Colo. (Vista Ridge)
25	Jeremiah Oden	F	6-8	201	Jr.	2L	Chicago, Ill. (Sunrise Christian Academy)
31	Cort Roberson	G	6-0	157	RFr.	RS	Arlington, Wash. (Stanwood)
33	Graham Ike	F	6-9	255	Jr.	2L	Aurora, Colo. (Overland)
44	Caden Powell	F	6-10	206	Fr	HS	Waco, Texas (Midway)
53	Xavier DuSell	G	6-4	199	Jr.	2L	Scottsdale, Ariz. (AZ Compass Prep)

Starters and Lettermen Returning/Lost

Starters Returning (4)

No.	Name	Pos.	Ht.	Wt.	Cl.	Exp.	PPG	RPG	APG	GP/GS
24	Hunter Maldonado	G	6-7	202	Sr.	4L	18.5	5.7	6.3	33/33
25	Jeremiah Oden	F	6-8	201	Jr.	2L	7.8	4.5	0.4	34/32
33	Graham Ike	F	6-9	255	Jr.	2L	19.5	9.6	1.3	33/33
53	Xavier DuSell	G	6-4	199	Jr.	2L	7.5	2.3	1.0	30/20

Starters Lost (1)

No.	Name	Pos.	Ht.	Wt.	Cl.	Exp.	PPG	RPG	APG	GP/GS
0	Drake Jeffries	G	6-5	186	Sr.	2L	10.3	5.4	0.7	34/34

Other Lettermen Returning (4)

No.	Name	Pos.	Ht.	Wt.	Cl.	Exp.	PPG	RPG	APG	GP/GS
1	Brendan Wenzel	G/F	6-7	204	Jr.	1L	5.2	2.9	0.5	34/14
10	Hunter Thompson	F	6-10	230	Sr.	4L	2.7	1.5	0.3	34/3
21	Noah Reynolds	G	6-3	195	So.	1L	2.9	1.0	0.7	23/0
22	Kenny Foster	G	6-5	187	Sr.	3L	1.8	2.0	0.7	9/0

Redshirts/Newcomers

Redshirts (2)

No.	Name	Pos.	Ht.	Wt.	Cl.	Exp.	Hometown (Last School)
15	Nate Barnhart	F	7-0	190	RFr.	RS	Lenexa, Kan. (DeSoto)
31	Cort Roberson	G	6-0	157	RFr.	RS	Arlington, Wash. (Stanwood)

Newcomers (5)

No.	Name	Pos.	Ht.	Wt.	Cl.	Exp.	Hometown (Last School)
0	Nathaniel Talich	G	6-4	191	Fr.	HS	Cheyenne, Wyo. (Central)
13	Jake Kyman	G/F	6-7	213	Jr.	TR	Aliso Viejo, Calif. (UCLA)
20	Ethan Anderson	G	6-1	208	Jr.	TR	Los Angeles, Calif. (USC)
23	Max Agbonkpolo	G/F	6-9	196	Jr.	TR	Laguna Niguel, Calif. (USC)
44	Caden Powell	F	6-10	208	Fr	HS	Waco, Texas (Midway)

Pronunciations

Graham Ike - E-Kay
 Max Agbonkpolo - Aug-(like Auger)-Bonk-Polo
 Roberson - Row-ber-son
 Xavier DuSell - X-avier Do-Sell

Roster Breakdown

By Class

<u>Seniors (3)</u>			
Hunter Maldonado	G	6-7	202
Hunter Thompson	F	6-10	230
Kenny Foster	G	6-5	187

<u>Juniors (7)</u>			
Max Agbonkpolo	G/F	6-9	196
Ethan Anderson	G	6-1	208
Xavier DuSell	G	6-4	199
Graham Ike	F	6-9	255
Jake Kyman	G/F	6-7	213
Jeremiah Oden	F	6-8	201
Brendan Wenzel	G	6-7	204

<u>Sophomores (1)</u>			
Noah Reynolds	G	6-3	195

<u>Redshirt Freshman (2)</u>			
Nate Barnhart	F	7-0	190
Cort Roberson	G	6-0	157

<u>Freshmen (2)</u>			
Caden Powell	F	6-10	206
Nathaniel Talich	G	6-4	191

By Position

<u>Guards (10)</u>			
Hunter Maldonado	G	6-7	202
Kenny Foster	G	6-5	187
Xavier DuSell	G	6-4	199
Noah Reynolds	G	6-3	195
Cort Roberson	G	6-0	157
Brendan Wenzel	G	6-7	204
Nathaniel Talich	G	6-4	191
Max Agbonkpolo	G/F	6-9	196
Ethan Anderson	G	6-1	208
Jake Kyman	G/F	6-7	213

<u>Forwards (5)</u>			
Hunter Thompson	F	6-10	230
Graham Ike	F	6-9	255
Jeremiah Oden	F	6-8	201
Nate Barnhart	F	7-0	190
Caden Powell	F	6-10	206

By High School or Transfer

<u>High School (11)</u>			
Hunter Maldonado	G		
Hunter Thompson	F		
Kenny Foster	G		
Xavier DuSell	G		
Graham Ike	F		
Jeremiah Oden	F		
Noah Reynolds	G		
Cort Roberson	G		
Nate Barnhart	F		
Caden Powell	F		
Nathaniel Talich	G		

<u>Transfers (4)</u>			
Max Agbonkpolo	G/F		
Ethan Anderson	G		
Jake Kyman	G/F		
Brendan Wenzel	G		


Wyoming Cowboys



Nathaniel Talich
G, 6-4, 191, Fr.
Cheyenne, Wyo.



Brendan Wenzel
G, 6-7, 204, Jr.
San Antonio, Texas.




Hunter Thompson
F, 6-10, 230, Sr.
Pine Bluffs, Wyo.



Jake Kyman
G-F, 6-7, 213, Jr.
Aliso Viejo, Calif.



Nate Barnhart
F, 7-0, 190, RFr.
Lenexa, Kan.



Ethan Anderson
G, 6-1, 208, Jr.
Los Angeles, Calif.




Noah Reynolds
G, 6-3, 195, So.
Peoria, Ill.



Kenny Foster
G, 6-5, 187, Sr.
Aurora, Colo.



Max Agbonkpolo
G-F, 6-9, 196, Jr.
Laguna Niguel, Calif.




Hunter Maldonado
G, 6-7, 202, Sr.
Colorado Springs, Colo.



Jeremiah Oden
F, 6-8, 201, Jr.
Chicago, Ill.



Cort Roberson
G, 6-0, 157, RFr.
Arlington, Wash.



Graham Ike
F, 6-9, 255, Jr.
Aurora, Colo.



Caden Powell
F, 6-10, 206, Fr.
Waco, Texas



Xavier DuSell
G, 6-4, 199, Jr.
Scottsdale, Ariz.



Jeff Linder
Head Coach
3rd Season

MW Preseason Poll

2022-23 MOUNTAIN WEST PREDICTED ORDER OF FINISH

Rank Team (First-Place Votes)

1. San Diego State (16)
2. Wyoming (4)
3. Boise State
4. Colorado State
5. New Mexico
6. UNLV
7. Fresno State
8. Utah State
9. Nevada
10. San José State
11. Air Force

2022-23 PRESEASON ALL-MOUNTAIN WEST TEAM

Pos.	Name	Team
G	Isaiah Stevens	Colorado State
G	Jamal Mashburn Jr.	New Mexico
G	Matt Bradley	San Diego State
F	Graham Ike	Wyoming
G	Hunter Maldonado	Wyoming

Preseason Player of the Year

Graham Ike, Jr., F, Wyoming

Preseason Newcomer of the Year

Darrion Trammell, Sr., G, San Diego State

Preseason Freshman of the Year

Joseph Hunter, G, Fresno State

POINTS SCORED

1.	Fennis Dembo	1985-88	2,311
2.	Brandon Ewing	2006-09	2,168
3.	Justin James	2016-19	2,061
4.	Flynn Robinson	1963-65	2,049
5.	Eric Leckner	1985-88	1,938
6.	Hunter Maldonado	2017-Pres.	1,869
7.	Josh Adams	2013-16	1,819
8.	Reginald Slater	1989-92	1,809
9.	Charles Bradley	1978-81	1,744
10.	Jeron Roberts	1995-98	1,599

GAMES PLAYED

1.	Hunter Maldonado	2017-Pres.	141
2.	Alan Herndon	2015-18	133
3.	Justin James	2016-19	131
	Josh Adams	2013-16	131
	Eric Leckner	1985-88	131
7.	Fennis Dembo	1985-88	129
	Turk Boyd	1985-88	129
9.	David Lodgins	1985-88	128
10.	Sean Dent	1984-88	127

GAMES STARTED (SINCE 1984-85)

1.	Fennis Dembo	1985-88	128
	Hunter Maldonado	2017-Pres.	128
3.	Brandon Ewing	2006-09	125
4.	Josh Adams	2013-16	122
5.	Eric Leckner	1985-88	116
6.	Josh Davis	1999-02	115
7.	Jay Straight	2002-05	110
8.	HL Coleman	1994-97	104
	Tim Breaux	1989-92	104
10.	Alan Herndon	2015-18	102

Out of the Lineup: The Cowboys have had eight players including Graham Ike miss time this season with an injury or an illness and played three games with everyone available besides Ike. If you add those players averages in those games this season without Ike, who averaged 17.3 points and 8.5 rebounds per game last season, Wyoming is missing 8.9 points per game, 3.6 rebounds per night and 25.4 minutes played per game. Wyoming has played eight games decided by nine or fewer points this season.

Maldonado Double-Double: Hunter Maldonado recorded his second double-double of the season and 14th of his career on Saturday against New Mexico with 15 points and 10 rebounds in 27 minutes of action. He ranks 16th amongst active players in college basketball with 1,869 career points.

Anderson Scores Season High: Ethan Anderson recorded a season-high 17 points for the Cowboys against New Mexico. It was a career-high at Wyoming and the most in a game since scoring 19 points against UCLA at USC on Feb. 6, 2021.

Oden Gets The Start: Jeremiah Oden started his fourth game of the season on Saturday against New Mexico. He recorded 13 points for his fourth game this season in double-figures and first since Louisiana Tech.

In The Paint: The Pokes recorded 38 points in the paint against New Mexico with the Lobos scoring 30 points. It marked the sixth time this season the Pokes have won the battle in the paint.

Tight Game: The Pokes and Lobos battled to the final seconds in Laramie last Saturday. The game featured nine lead changes for the third most this season along with a season-high 12 times the contest was tied.

Final Minute in Conference Play: The Pokes have played both games in Mountain West play that went down to the final minute. Wyoming trailed by 18 and led with 1:01 left at Fresno State. The Lobos pulled ahead with the Pokes having a change to take the lead in the final 20 seconds last Saturday.

Maldonado To Pass Dembo: Hunter Maldonado could start his 129th career game against the Aztecs on Saturday. It will mark a new school record in starts passing Fennis Dembo. The Pokes will wear their Fennis Dembo era jersey on Saturday against the Aztecs.

Tough in Second Half: The Pokes were tough in the second half against Fresno State holding the Bulldogs to 19 percent from the field going 6-of-31. The Bulldogs at one point were 1-of-21 from the field in the half and were held scoreless for 13 minutes of the half. It was the lowest an opponent has shot from the field in the second half since Colorado shot 10 percent on Nov. 22, 2014.

We Know That Guy: San Diego State assistant coach JayDee Luster played for the Cowboys from 2010-12. He was named the MW Defensive Player of the Year in 2011-12. He along with Justin Williams (Twice) and Larry Nance Jr. are the only Cowboys to earn the award.

Comeback Nearly Completed: The Cowboys nearly erased a 18-point deficit at Fresno State and even took a lead in the closing minutes, but could not hold on for the win. It would have been the largest comeback under head coach Jeff Linder.

Under 30's: The Cowboys held Fresno State to 37 percent from the field on Wednesday. It marked the second time this season the Pokes have held an opponent to under 40 percent from the field with the other being Colorado Christian in the season opener.

Another Career High: Ethan Anderson continues to be solid on the glass for the Cowboys with a career-high nine rebounds against Fresno State. He added a then career-high eight rebounds for the Pokes against Saint Mary's. He is second on the team with 4.3 rebounds per game this season.

Getting Defensive: The Pokes have held teams to under 70 points in four of the last six games.

Dunk Tracker - Through 14 Games

Max Agbonkpolo - 7
 Jeremiah Oden - 7
 Hunter Maldoano - 4
 Caden Powell - 2
 Ethan Anderson - 1
 Kenny Foster - 1
 Nate Barnhart - 1

AP Top-25 Poll

1. Purdue
2. Houston
3. Kansas
4. UCONN
5. Arizona
6. Texas
7. Alabama
8. Tennessee
9. Gonzaga
10. UCLA
11. Virginia
12. Miami
13. Arkansas
14. Wisconsin
15. Indiana
16. Duke
17. TCU
18. Xavier
19. Baylor
20. Missouri
21. New Mexico
22. Auburn
23. Charleston
24. Ohio State
25. Iowa State

Others receiving votes: LSU 83, San Diego State 72, Mississippi State 62, Kentucky 53, Kansas State 41, Illinois 21, Marquette 20, Providence 14, Virginia Tech 7, Memphis 6, West Virginia 5, Michigan State 5, Saint Mary's 3, Florida Atlantic 3, Creighton 1

COACHES Top-25 Poll

1. Purdue
2. Houston
3. Kansas
4. Arizona
5. UCONN
6. Texas
7. Alabama
8. UCLA
9. Tennessee
10. Gonzaga
11. Virginia
12. Miami
13. Arkansas
14. Duke
15. Wisconsin
16. Baylor
17. TCU
18. Xavier
19. Indiana
20. Auburn
21. Missouri
22. New Mexico
23. Ohio State
24. Illinois
25. Kentucky
- Iowa State

Others receiving votes: Mississippi State 47, Kansas State 38, LSU 35, Providence 30, West Virginia 28, Charleston 24, San Diego State 17, Marquette 14, Michigan State 14, Saint Mary's 12, Penn State 11, Maryland 9, Virginia Tech 6, Florida Atlantic 3, UAB 2, Texas Tech 1

Maldonado Steals: Guard Hunter Maldonado recorded three steals against Dayton and added one against Fresno State and now has 165 in his career for third at Wyoming. He is 12 more away from passing Fennis Dembo for second all-time at Wyoming. He has 17 on the season.

Thompson in Double-Figures: Forward Hunter Thompson scored 14 points against Dayton. It was his second-highest output this season after 15 against Colorado Christian. He now has 159 threes in his career for 10th at Wyoming and is one away from moving into ninth at Wyoming passing Justin James and Jake Hendricks. He had one make from three against Saint Mary's and two at Fresno State. He is also moving near the top-10 in career games played at Wyoming. He has appeared in 124 career games and needs 127 to tie Sean Dent for 10th at UW.

Five in Double-Figures: The Pokes were led by Noah Reynolds and Brendan Wenzel with 20 points apiece against LA Tech. Wenzel tied a career-high in the contest and tied a career best with five three pointers. Hunter Maldonado added 13 points. Kenny Foster added 12 points for back-to-back games in double-figures. Jeremiah Oden added 11 points off the bench, as Wyoming had five players in double-figures for the first time since the season opener.

Reynolds Named Player of the Week: University of Wyoming sophomore guard Noah Reynolds was named the Mountain West Player of the Week on Monday. It marks the Player of the Week honor for the Pokes this season and the first of his career. Reynolds, a native of Peoria, Ill., Averaged 25 points per game in a pair of wins last week. He shot 64 percent from the field in two games going 18-of-28. He also added three assists per game and four rebounds. He has scored 75 points for the Pokes in his last three games played.

Wenzel From Deep: Brendan Wenzel tied a career-high with 20 points and hit five three pointers against LA Tech, which tied a career-high. He is shooting 50 percent from three this season, as he went 5-of-7 from the three-point line against LA Tech.

Helping Hand: The Pokes recorded 20 assists against La Tech. It was the second most this season after 21 in the opener against Colorado Christian. Wyoming had 20 helpers on 29 baskets.

20 or More from Line: The Pokes hit 49 free throws with 29 against Texas A&M Commerce and 20 against LA Tech. The Pokes were 29-of-43 against TAMC and 20-of-23 against LA Tech. Wyoming only shot four making all of them against Dayton.

Double-Double for Wenzel: Brendan Wenzel returned to the lineup on Tagainst TAMC and gave Wyoming a spark with his first career double-double with 14 points and 12 rebounds. It was the second by a Cowboy this season after Maldonado has 15 and 11 against Southeastern Louisiana.

Double-Digit Threes: The Pokes hit double-digit three pointers in six games this season after 14 against LA Tech. Wyoming is hitting 9.3 per game to rank second in the MW and No. 43 in the nation. The Pokes have double-digit threes in three of the last seven games.

Missing Players: The Pokes were without Ethan Anderson with an illness on against TAMC. It marked the seventh player this season to miss time for the Pokes including Graham Ike, the MW Preseason Player of the Year, who has yet to play. Wyoming in each game prior to LA Tech is missing an average of 8.4 points, 3.4 rebounds two assists and 21.5 minutes per game and that's without Ike.

How About This Note on Maldo: Hunter Maldonado is the only player in college basketball to score over 1,500 points, record 600 or more rebounds and 500 or more career assists.

Kyman Steps Up: Guard Jake Kyman recorded 16 points against Grand Canyon for a career-high in the Brown and Gold. He scored 21 points at UCLA in 2020. He hit four threes in the game for the most he has hit in the Brown and Gold.

Hitting Threes: The Cowboys hit 11 threes in the first half against Santa Clara going 11-of-17 in the half. It was the most in a half since hitting 13 against Hastings College last season.

Wyoming Cowboys

Pokes in the Pros

Larry Nance Jr. ('15) is playing for the New Orleans Pelicans in the NBA.

Drake Jeffries ('22) is playing for the Lakeland Magic in the NBA G-League.

Josh Adams ('16) plays in Slovenia for Cedevita Olimpija Ljubljana

Hayden Dalton ('18) plays in Israel for Hapoel UNET Holon

Nathan Sobey ('14) plays in Australia for the Brisbane Bullets.

Derek Cooke, Jr. ('15) plays in Italy for Treviso

Alan Herndon ('18) plays in Finland for Nokia

Francisco Cruz ('12) plays in Turkey for Manisa Buyuksehir Belediyesi

AJ Banks ('20) plays in Iraq for Al-Hilla

Justin James ('19) played for Orlando Magic in Summer League, but played for Sacramento Kings and is Free Agent.



Larry Nance, Jr.



Josh Adams

50 or Better: The Pokes shot 52 percent from the field against LA Tech. The Pokes have shot 50 percent or better from the field four times this season shooting 62 percent against Howard and 51 percent against Colorado Christian and 53 against Santa Clara.

Time Zones: The Pokes were well traveled last season. The Pokes played in four different time zones playing in Mountain, Pacific, Hawaiian and Eastern. The Cowboys will do the same this year playing in Mountain, Atlantic, Pacific and Central. Wyoming is one of 13 teams in the nation that plays in four time zones.

More History: Guard Hunter Maldonado appeared in his 134th game against Boston College. He became Wyoming's all-time leader in games played when he hit the floor against Boston College. He missed most of the game with an injury and is day-to-day. He passed fellow Colorado Springs native Alan Herndon for the all-time UW lead.

In The 20's: Guard Hunter Maldonado scored 28 points for the Pokes against Howard and 20 against Drake. It marks the 25th time in his career that he has scored 20 or more points in a game. His 28 points was a season-high for any Cowboy player this season.

Hot Shooting: The Pokes shot 61.7 percent from the field against Howard for the highest percentage in a game since shooting 61.9 percent against Northern Colorado in the season opener in 2014 on Nov. 16, 2014. Wyoming was 29-of-47 from the field on Friday.

The Great Maldini: Guard Hunter Maldonado became Wyoming's all-time leader in single season assists last season with 207 and also became the Brown and Gold's all-time leader in assists with 513. He now has his sights set on the Mountain West record of 617 set by Kendall Williams of New Mexico from 2010-14. He now has 556 in his career passing Anthony Marshall of UNLV who played from 2009-13.

Balanced Attack: The Cowboys had six players score in double figures in an opener for the first time since playing Denver in the opener on Nov. 17, 1998. The Pokes were led by forward Jeremiah Oden, as he tied a career best with 17 points in only 18 minutes of action. Guard Max Agbonkpolo added 16 points off the bench along with six rebounds. Forward Hunter Thompson added 15 points for the Pokes with a team-high four three pointers. Guard Hunter Maldonado added 13 points and seven assists, as he moved into the top-five in career assists in the Mountain West with 520. Guard Noah Reynolds added 12 points just two points shy of his career high. Guard Jake Kyman added 10 points for the Pokes.

Double-Double...No Trouble: Guard Hunter Maldonado grabbed 11 rebounds and added 15 points to record his first double-double of the season and the 13th of his career. He also has one triple-double in his career.

A Lot of Points: The Pokes scored 102 points in the season opener for the most in a season opener since scoring 113 points to open the season against Denver in the 1987-88 opener.

Oden Leads Pokes in Scoring: Forward Jeremiah Oden recorded 17 points tying a career high he has done twice with the last coming against San Diego State last season. It marked only the second time in his career that he has led the Brown and Gold in scoring.

The New Guys: The Cowboys had four newcomers make an impact in their first game with the program in transfers Ethan Anderson, Max Agbonkpolo, Jake Kyman and freshman Caden Powell. The group scored 39 points with 17 rebounds and 11 assists. They were 38 percent of the scoring and over 50 percent of the team's assists.

Forcing Miscues: The Cowboys forced 20 turnovers against Colorado Christian including 11 steals. Wyoming scored 17 points off of those turnovers. The 20 forced turnovers and the 11 steals would have been season highs last season for the Pokes.

Head Coach Jeff Linder

Jeff Linder enters his third season as the head coach of the Cowboys in 2022-23. He is the 22nd head coach in Wyoming basketball history. He was named to his position as leader of the Pokes on March 17, 2020.

In his second season at the helm of the program, the Cowboys reached the NCAA Tournament finishing the season with a 25-9 overall record. The Pokes received their first at-large bid to the NCAA

Tournament since 2002 and marked the first trip to the Big Dance since 2015. The Pokes recorded 24 wins in the regular season for the most since the 1951-52 campaign.

Linder was one of 15 coaches in the nation named to the Werner Naismith Coach of the Year Late Season Watch List by the Atlanta Tipoff Club and the only coach from the Mountain West Conference.

The Pokes, who were picked to finish eighth in the Conference ranked as high as No. 22 in the nation in both the Associated Press and USA Today Coaches' polls.

He became the first coach since Everett Shelton to take a Cowboy team to the NCAA Tournament in his second season.

Linder led the Pokes to a 14-11 overall record in his first season. The Pokes went 6-1 in conference play including a road win over an Elite Eight team in Oregon State. Wyoming won six total road games on the season for the most away from Laramie since the 2012-13 season. UW also had a winning record on the road since 2000-01 season.

The Cowboys featured the top offense in the Mountain West in Linder's first season. He revamped the Cowboy offense to averaging 76.5 points per game. Wyoming also led the MW in three-point field goals per game at 10.1. The Pokes ranked No. 12 in the nation in three-point field goals per game as well.

His 2020-21 roster was the fifth youngest in the nation. The Cowboys were a veteran group by season's end recording only 11.3 turnovers per game to rank No. 47 in the nation. The team won three of their last four games and nearly knocked off nationally ranked San Diego State in the quarterfinals of the MW Tournament.

"Wyoming has a rich basketball tradition which at a young age I was introduced to on the Sports Illustrated cover that featured Cowboy great, Fennis Dembo. From that time on growing up down the road in Denver, I was always rooting for the Cowboys. For me to now have the opportunity to lead this



acclaimed program is an honor that I won't take for granted. I will work to build on the storied past built and laid before me and diligently work to make Wyoming basketball a force to be reckoned with."

"The University of Wyoming basketball job is an incredible fit for me and my family," Linder said. "Having grown up in the region and having coached in the Mountain West Conference it was almost too good to be true when Tom Burman called me. My staff and I will make recruiting the region a priority while scanning the globe for student-athletes who fit the characteristics we want in Cowboy basketball players.

Prior to Wyoming, Linder posted an impressive 80-50 (.615) record in four seasons at Northern Colorado. He was named the Big Sky Coach of the Year during the 2018-19 season leading the Bears to 15 conference wins for a program record. The Bears tied that record of 15 conference wins again in the 2019-20 season. Over the last three seasons, Linder led UNC to the most wins during a three-year stretch in program history, with 69 wins. The Bears also finished in the top-100 of the NCAA NET Rankings.

Prior to his time at Northern Colorado, Linder spent six seasons at Boise State with the last three years serving as associate head coach of the Broncos. Linder helped guide Boise State to two NCAA tournament appearances and the team's first Mountain West Conference Championship during his tenure."

In 2014-15, his second season as Associate Head Coach, the Broncos tied the school record for wins, going 25-9, including a 14-1 record in the team's final 15 regular season games. Boise State won 20-or-more games in five of Linder's six seasons.

Renowned for his offensive game plans, Boise State saw immediate production with Linder on the bench. The Broncos led the conference in scoring in three of his six seasons and finished second in 2014-15. Boise State averaged 76.2 points per game in 2013-14, the second-highest season average for the Broncos in nearly 40 years.

In his first year with at Boise State, Linder helped head coach Leon Rice steer the Broncos to one of its most successful seasons in school history.

Prior to Boise State, Linder served as an assistant and associate head coach at the University of San Francisco. In 2009-10 at USF, the Dons posted a 12-18 record, including a 9-4 record at home. He also spent time at Weber State. Linder helped the Wildcats to a 36-26 overall record, and in 2006-07 the Wildcats won the Big Sky Conference regular-season and tournament titles and earned a trip to the NCAA Tournament. Linder also recruited Damian Lillard to Weber State, who was selected sixth-overall by the Portland Trail Blazers in the 2012 NBA Draft.

Linder got his start in collegiate coaching as the assistant director of men's basketball operations at Colorado under head coach Ricardo Patton. After one season at CU, Linder was hired as an assistant coach on David Moe's staff at Emporia State, where he spent three seasons. Emporia State went 22-5 during his final campaign and earned the third seed in the NCAA Division II Tournament.

Linder moved from Emporia State to Midland Junior College in Midland, Texas, where he spent two seasons as an assistant coach to Grant McCasland. Linder helped coach Midland to a 53-16 record during his tenure, and in 2005-06 the team

The Linder File

Coaching History

2020-Pres. — Wyoming as Head Coach
 2016-2020 — Northern Colorado as Head Coach
 2010-2016—Boise State (Assistant Coach)
 2008-2010—San Francisco (Assistant Coach)
 2006-2008—Weber State (Assistant Coach)
 2004-2006—Midland (Assistant Coach)
 2001-2004—Emporia State (Assistant Coach)
 2000-2001—Colorado (Assistant Director of Operations)

Postseason Berths (6)

(NCAA Tournament: 4 Appearances)
 (College Invitational Tournament: 1 Championship)
 (College Basketball Invitational: 1 Semifinal Appearance)

2022 - NCAA Tournament
 2018- College Invitational Tournament
 2015- NCAA Tournament
 2013-NCAA Tournament
 2011-CBI Invitational
 2007-NCAA Tournament

Awards

2018-19 Big Sky Coach of the Year

Notable Accolades

- In his second season at the helm of the program, the Cowboys reached the NCAA Tournament finishing the season with a 25-9 overall record. The Pokes received their first at-large bid to the NCAA Tournament since 2002 and marked the first trip to the Big Dance since 2015. The Pokes recorded 24 wins in the regular season for the most since the 1951-52 campaign.
- Linder was one of 15 coaches in the nation named to the Werner Naismith Coach of the Year Late Season Watch List by the Atlanta Tipoff Club in 2022 and the only coach from the Mountain West Conference.
- The Pokes, who were picked to finish eighth in the Conference ranked as high as No. 22 in the nation in both the Associated Press and USA Today Coaches' polls.
- He became the first coach since Everett Shelton to take a Cowboy team to the NCAA Tournament in his second season.

finished 26-10 and made an appearance in the "Elite Eight" at the national junior college tournament.

A native of Lafayette, Colo., he played one season at Mesa State. After his freshman year, Linder transferred to Western State Colorado where he played three seasons under coach Bob Hofman. As a Mountaineer, Linder earned All-Rocky Mountain Conference honors, both on the court and in the classroom, three times.

Linder and his wife, Kelli, have four children, two daughters, Adison and Makalyn, and two sons, Jordan and Devon.

Assistant Coach Ken DeWeese



Ken DeWeese enters his third season on the Cowboy coaching staff. He spent four seasons with Linder at Northern Colorado helping the Bears record 20-plus wins in the last three seasons.

The Cowboys reached the NCAA Tournament in 2022 finishing the season with a 25-9 overall record. The Pokes received their first at-large bid to the NCAA Tournament since 2002 and marked the first trip to the Big Dance since 2015. The Pokes recorded 24 wins in the regular season for the most since the 1951-52 campaign.

The Pokes, who were picked to finish eighth in the Conference ranked as high as No. 22 in the nation in both the Associated Press and USA Today Coaches' polls.

The Pokes went 6-1 in non-conference play in 2020-21 including a road win over an Elite Eight team in Oregon State. Wyoming won six total road games on the season for the most away from Laramie since the 2012-13 season. UW also had a winning record on the road since 2000-01 season.

"Being at a program like Wyoming in such a great league as the Mountain West is something you can't beat. Coach Linder and I have gotten to know each other very well over the last four years and we are both excited to help take the Cowboys to the next level."

DeWeese helped UNC to the most wins during a three-year stretch in program history, with 69 wins. The Bears also finished in the top-100 of the NCAA NET Rankings this past season.

DeWeese has also helped the Bears record 15-wins in Big Sky play in back-to-back seasons for the most in school history. He also helped lead Northern Colorado to its first postseason title in 2017-18, as the Bears won the College Invitational Tournament. It marked the first postseason title for any Colorado school since the 1940 season. It was also the first postseason title for a team from the Big Sky Conference. During the 2017-18 campaign, UNC won a school record 26 games on their way to the CIT Championship. The Bears finished the season ranked in the top-100 of the RPI.

During his time with the Bears he mentored Big Sky Player of the Year Jordan Davis, as well as Defensive Player of the Year Jonah Radabaugh, Sixth Man of the Year Kai Edwards and Freshman of the Year Bodie Hume.

"I'm excited to have coach DeWeese on board with me here at Wyoming," Linder said. "He has been with me since day one at UNC and was a huge part of what we did there. He will do the same here with the Cowboys. It will be great to continue this journey with him and his family."

Prior to his time at Northern Colorado, DeWeese helped guide the UTEP to over 120 wins, including three seasons of 22 wins or more and two NIT appearances. Known for his recruiting at UTEP, DeWeese signed 26 players that were on Conference USA commissioner's Honor Roll selections.

In his first year as an assistant at El Paso, he recruited four-student athletes that went on to earn All-Conference USA honors, including C-USA Defensive Player of the Year. He recruited a consensus national Top 100 recruit, Vincent Hunter. Hunter went on to be C-USA Freshman on the Year in 2013-14 and First Team All-Conference in 2014-15. His 2013 recruiting class was ranked in the Top 25 by numerous media outlets.

In back-to-back years, DeWeese was ranked as the top assistant in C-USA by NextUpRecruits.com and was the second ranked assistant in 2013-14 and '14-'15. In six seasons at UTEP the Miners defeated nationally ranked opponents Oregon, Nebraska, Michigan, Texas Tech, New Mexico State, Auburn, Memphis, Tennessee, Xavier and Washington State.

Prior to UTEP, DeWeese spent a season at Utah Valley and four seasons at University of Mary Hardin-Baylor. With the Wolverines at Utah Valley he was in charge of recruiting the 2010 recruiting class, which led to back-to-back winning seasons for UVU, going 19-11 and 20-12 after finishing 12-18 in 2009-10.

DeWeese coached Vince Hunter of the Memphis Grizzlies, Former Conference USA Defensive Player of the Year Julian Washburn of the Memphis Grizzlies and Julyan Stone, who played for the Nuggets, Raptors and Hornets. Two of his players also play in the NFL in Cederik Lang of the Eagles and Aaron Jones of the Packers.

As an assistant at Mary Hardin-Baylor (2005-09) as an assistant under his father Ken DeWeese, the Crusaders finished with an 85-27 (.758) in DeWeese's four seasons and clinched two NCAA (Division III) tournament berths. DeWeese was solely responsible for the recruitment of four student-athletes that helped UMHB reach the 2013 D3 National Championship game.

"One of the cool things about growing up was my father being an assistant coach UTEP in the old Western Athletic Conference and hearing all the stories about how much Don Haskins enjoyed coming to Laramie. So before evening taking this position I always thought of Wyoming as a great college athletics community."

The many other accolades that DeWeese helped Hardin-Baylor receive were, No. 12 National Ranking in the Top 25 poll, leading all of Division III in field goal percentage, four American Southwest Conference tournament appearances and two division titles. His father has over 800 wins in his career as the head coach.

DeWeese got his start in the coaching ranks at Idaho in 2005 as the Director of Basketball Operations.

Ken and his wife Natalie have three children, Emery, Ellison and Dane.



Wyoming Cowboys

Assistant Coach Marc Rodgers



University of Wyoming head basketball coach Jeff Linder announced in July of 2021 the addition of Marc Rodgers to the staff as the Director of Recruiting. He is in his second season with the Cowboys.

The Cowboys reached the NCAA Tournament in 2022 finishing the season with a 25-9 overall record. The Pokes received their first at-large bid to the NCAA Tournament since 2002 and marked the first trip to the Big Dance since 2015. The Pokes recorded 24 wins in the regular season for the most since the 1951-52 campaign.

The Pokes, who were picked to finish eighth in the Conference ranked as high as No. 22 in the nation in both the Associated Press and USA Today Coaches' polls.

"We are really excited to welcome Coach Rodgers to the Cowboy Basketball family," Linder said. "He has a passion for the game that will help him become one of the up and coming young coaches in college basketball. The relationships that he has developed in a short period of time since his arrival in Laramie will go a long ways in helping us develop young men on and off the court."

Rodgers spent two of the last three season at Long Beach State. He served as a graduate assistant in 2018-19 before serving as an assistant last season. Last season, he mentored Isaiah Washington and Chance Hunter to Honorable Mention All-Big West honors.

"I am very excited to join Coach Linder and the Wyoming Men's Basketball program," Rodgers said. "Coach Linder is one of the best basketball minds in the sport and is extremely dedicated to his program. I respect, appreciate, and admire how determined he, his staff, and his players are to improve as not only basketball players, but as a men on a daily basis. It is a blessing to at Wyoming and I can't wait to see what the future holds not only for myself, but the program."

In between his time at Long Beach State, Rodgers spent one season as an assistant coach at Fairfax High School in the Los Angeles area. He helped lead Fairfax to a Sunset League Championship.

Rodgers also spent time as an AAU coach in Southern California. He also worked in player development at CJ Hoops working with NBA players.

A native of Los Angeles, Rodgers is a graduate of Central Washington University majoring in sociology. He was a four-year letterwinner and also earned Scholar Athlete honors.



Assistant Coach Sundance Wicks



Wyoming native Sundance Wicks enters his third season on the Cowboy coaching staff. He came to Wyoming after spending two seasons as head coach at Missouri Western.

The Cowboys reached the NCAA Tournament in 2022 finishing the season with a 25-9 overall record. The Pokes received their first at-large bid to the NCAA Tournament since 2002 and marked the first trip to the Big Dance since 2015. The Pokes recorded 24 wins in the regular season for the most since the 1951-52 campaign.

The Pokes, who were picked to finish eighth in the Conference ranked as high as No. 22 in the nation in both the Associated Press and USA Today Coaches' polls.

The Pokes went 6-1 in non-conference play in 2020-21 including a road win over an Elite Eight team in Oregon State. Wyoming won six total road games on the season for the most away from Laramie since the 2012-13 season. UW also had a winning record on the road since 2000-01 season.

"To have the opportunity to bring someone who dreamed of being a Cowboy and embodies all the characteristics of what it means to be a Cowboy back to his home state like Coach Wicks is a special deal," Linder said. "His passion and JUICE for the game of basketball will be felt the day he steps foot on campus. He has experienced every level of basketball and has thrived at every stop along the way. He's a proven winner who finalizes an assistant coaching staff that will work tirelessly for our players, the state of Wyoming, and the University of Wyoming. I want to give a big Cowboy welcome to Coach Wicks and his family!"

A native of Gillette, Wyo., Wicks led the Griffons to 18 wins in 2019-20, as it was the most by the program in 10 years. In his first season at the helm of the program his team doubled their win total from the prior campaign. In his two seasons, Wick helped mentor six All-MIAA players and an NABC All-District selection.

"There is a dream job for everyone and for me being at the University of Wyoming with a coach like Jeff Linder is mine," Wicks said. "Coach Linder is regarded to be one of the smartest coaches in college basketball and his vision as a coach has made himself and his teams very successful everywhere he has been. I'm honored to be a part of his staff here in my home state."

Prior to his time at Missouri Western, Wick spent time at his alma mater Northern State University, where he was associate head coach during the 2016-17 and 2017-18 seasons. In 2017-18, Wicks helped lead Northern State to the Northern Sun Intercollegiate Conference regular season and postseason championships. Northern State also claimed the central region championship en route to the program's first-ever appearance in the national championship game.

Wicks has been an assistant coach at the Division II and Division I levels. After lettering four years as a student-athlete at Northern State from 1999-2003, Wicks held assistant coaching positions at Northern State, Colorado (2006-07), Northern Illinois (2007-11) and San Francisco (2015-16).

He also built the Arizona Power Basketball Academy, serving as a skill instructor and director from 2011-15. Prior to launching the APBA, he spent five months training NBA pre-draft prospects at the Impact Basketball Academy in Las Vegas. Wicks' draft class trainees included Kawhi Leonard, Alec Burks and Isaiah Thomas.

Wicks began his collegiate coaching career as a graduate assistant at Northern State under the legendary Don Meyer.

As a student-athlete, Wicks was twice named first team All-NSIC, scoring 1,174 points and pulling down 665 rebounds in his career. He was also a two-time All-NSIC performer in the 400-meter hurdles at Northern State. After graduation, Wicks played for the Sodertalje Kings in Sweden. He led the team in points and rebounding.

Wicks graduated from Campbell County High School in 1999, where he lettered in football, basketball and track and field. In 1999, he was named the Millward Simpson Athlete of the Year. Wicks was a part of two high school basketball championships (1996-97 and 1998-99), and in his senior season, won a trio of state championships in football, basketball and track and field, where he captured the individual state title in the 300-meter hurdles, and was the state runner-up in the 110-meter high hurdles.

Wicks received a bachelor's degree in international business from Northern State in 2003 and a master's degree in health, physical education and coaching from Northern State in 2006.



Special Assistant to Head Coach Shaun Vandiver

University of Wyoming special assistant to the head coach basketball coach Shaun Vandiver enters his fifth season with the Cowboys and first season in his new role after serving as an assistant coach.

The Cowboys reached the NCAA Tournament in 2022 finishing the season with a 25-9 overall record. The Pokes received their first at-large bid to the NCAA Tournament since 2002 and marked the first trip to the Big Dance since 2015. The Pokes recorded 24 wins in the regular season for the most since the 1951-52 campaign.

The Pokes, who were picked to finish eighth in the Conference ranked as high as No. 22 in the nation in both the Associated Press and USA Today Coaches' polls.

The Pokes went 6-1 in non-conference play in 2020-21 including a road win over an Elite Eight team in Oregon State. Wyoming won six total road games on the season for the most away from Laramie since the 2012-13 season. UW also had a winning record on the road since 2000-01 season.

In his first season back with the Brown and Gold, Vandiver helped the Pokes defeat South Carolina for Wyoming's first win against an SEC team in Laramie since he served as a graduate assistant during the 2002-03 season. In his second season, he helped lead the Cowboys to the semifinals of the MW Tournament.

Vandiver was an assistant for the Pokes from 2005-10 serving under head coaches Steve McClain and Heath Schroyer. He also served as a graduate assist at Wyoming for the 2002-03 season.

As a member of the Wyoming coaching staff, Vandiver helped lead the Cowboys to the Championship game of the 2006 Mountain West Tournament. During his time with the Pokes, he mentored nine players who earned All-MW honors.

"I like the way the Cowboy basketball program has progressed, and my goal is to help the coaching staff keep it going and take it to another level," Vandiver said. "I'm just ready to do whatever coach Edwards needs me to do for this program and I'm all in."

Vandiver led the Hornets to five Mid-America Athletic Association tournaments during his time at Emporia State. In his first season as head coach, he became only the second coach in MIAA history to lead his team to the tournament championship game in his first season. Last season, Emporia State nearly knocked off Mizzou on the road before falling to the Tigers 67-62.

Prior to his time as head coach at Emporia State, Vandiver was an assistant coach at Boise State. He was a key part of one of the biggest turnarounds in Boise State history in 2010-11. The Broncos were 22-13 and advanced to the semifinals of the CBI Tournament before falling to the Oregon Ducks 79-71 in Eugene, Ore. The 22 wins were a seven-game improvement over the previous year.

He began his coaching career in 2001-02 as volunteer assistant coach with Colorado while finishing his degree in sociology. In 2002-03, he moved on to Wyoming as a graduate assistant where he helped guide the Cowboys to a 21-11 record and an NIT berth. His first full-time coaching position was at Bowling Green State in 2003-04. He moved on to Northern Colorado for the 2004-05 season as the Bears were finishing their transition to NCAA Division I.

Vandiver transferred to Colorado following his freshman year at Hutchison Community College and was named Big Eight Newcomer of the Year in 1989. His senior season, he led the Buffs to the National Invitation Tournament finals in New York City, where they finished third. He averaged a double-double in his career for the Buffaloes and ended his career as the third leading scorer (1,876) and rebounder (962) in CU history. After earning First-Team All-Big Eight honors as a junior and senior, he was selected by the Golden State Warriors with the 25th pick of the 1991 NBA Draft. After his collegiate career, Vandiver enjoyed a nine-year professional playing career in Europe. He played for teams in: Bologna, Italy (1991-92); Bilbao, Spain (1992-93); Girona, Spain (1993-94); Reggio Calabria, Italy (1994-95); Las Palmas, Spain (1995-97); and Madrid, Spain (1997-2001).

Vandiver, a native of Bolingbrook, Ill., is married to the former Danielle Dodgion. They have five children: Aubrey, a former Cowgirl basketball player; Amber, a former Emporia State basketball player; Garin, a former Emporia State player; Alessandra and Gage.





#53 Xavier DuSell

Junior □ Guard □ 6-4 □ 199
Scottsdale, Ariz. (AZ Compass Prep)

2022-23 Averages

PTS	REB	AST	FG%	3FG%	FT%	MIN
3.7	2.1	0.4	.298	.304	.571	18.3

Notable

- Scored a season-high 13 points against Drake at the Paradise Jam
- Talled a career-high 22 points at Arizona last season with six 3-pointers

2022-23 Game-by-Game Statistics

Opponent	Date	gs	min	Total		3-Pointers		Free throws		Rebounds			Points			pts	avg			
				fg-fga	pct	3fg-fga	pct	ft-fa	pct	off	def	tot	avg	pf	a			to	bk	stl
COLO. CHRISTIAN	11/07/22	21	0-1	.000	0-0	.000	0-0	.000	1	3	4	4.9	3	1	0	2	0	0.0		
NICHOLLS	11/10/22	6	0-1	.000	0-0	.000	0-0	.000	0	1	1	2.5	1	0	0	1	0	0.0		
SOUTHEASTERN LA.	11/13/22	1	0-0	.000	0-0	.000	0-0	.000	0	0	0	1.7	0	0	0	0	0.0			
vs Howard	11/18/22	29	2-6	.333	2-5	.400	0-0	.000	2	2	1.8	1	2	0	1	1	6	1.5		
vs Drake	11/20/22	37	4-8	.500	4-7	.571	1-2	.500	1	2	3	2.0	2	0	1	0	13	3.8		
vs Boston College	11/21/22	35	2-7	.286	1-5	.200	0-0	.000	0	4	4	2.3	2	0	1	0	5	4.0		
vs SANTA CLARA	11/30/22	17	1-4	.250	1-3	.333	0-0	.000	0	2	2	2.3	0	0	0	0	3	3.9		
GRAND CANYON	12/03/22	24	1-6	.167	1-6	.167	1-2	.500	0	0	2.0	3	1	0	0	1	4	3.9		
TEX. A&M-COMMERCE	12/06/22	16	1-6	.167	1-6	.167	0-0	.000	0	4	4	2.2	2	1	0	0	3	3.8		
LOUISIANA TECH	12/10/22	13	3-6	.500	2-5	.400	0-0	.000	0	0	2.0	2	1	1	0	1	8	4.2		
vs Dayton	12/17/22	11	0-1	.000	0-1	.000	0-0	.000	0	1	1	1.9	0	0	0	0	0	3.8		
vs Saint Mary's (CA)	12/21/22	5	0-1	.000	0-1	.000	0-0	.000	0	2	1.9	0	0	0	0	0	3.5			
at Fresno St.	12/28/22	7	1-2	.500	1-2	.500	0-0	.000	0	1	1.8	0	0	0	0	0	3.5			
NEW MEXICO	12/31/22	33	2-8	.250	1-5	.200	2-3	.667	2	4	6	2.1	4	0	0	1	7	3.7		
Totals		7	255	17-57	.298	14-46	.304	4-7	.571	4	26	30	2.1	20	6	3	2	9	52	3.7

Games played: 14
Minutes/game: 18.2
Points/game: 3.7
FG Pct: 29.8
3FG Pct: 30.4
FT Pct: 57.1

Rebounds/game: 2.1
Assists/game: 0.4
Turnovers/game: 0.2
Assist/turnover ratio: 2.0
Steals/game: 0.6
Blocks/game: 0.1

Season & Career Highs

Season Highs

- Points: 13 vs Drake, 11-20-22
- FG Made: 4 vs Drake, 11-20-22
- 3FG Made: 4 vs Drake, 11-20-22
- FT Made: 1 vs Drake, 11-20-22
- Rebounds: 4 three times, last vs Texas A&M-Commerce, 12-6-22
- Assists: 2 vs Howard, 11-18-22
- Blocks: 1 twice, last vs New Mexico, 12-31-22
- Steals: 2 vs Colorado Christian, 11-7-22
- Minutes: 37 vs Drake, 11-20-22

Career Highs

- Points: 22 at Arizona, 12-8-21
- FG Made: 7 three times, last at Arizona, 12-8-21
- 3FG Made: 6 three times, last at Arizona, 12-8-21
- FT Made: 4 vs. Boise State, 1-13-21
- Rebounds: 6 San Diego State, 3-11-21
- Assists: 6 vs Hastings, 11-26-21
- Blocks: 1 four times, last vs New Mexico, 12-31-22
- Steals: 3 at Arizona, 12-8-21
- Minutes: 44 at Washington, 11-18-21

Double-Figure Scoring Games

Season: 1
Career: 23

Double-Figure Rebounding Games

Season: 0
Career: 0

Twenty-Point Scoring Games


Season: 0
Career: 3

Double-Double Games

Season: 0
Career: 0

Wyoming Career Statistics

Season	gp-gs	min/avg	Total		3-Point		F-Throws		Rebounds			Points			Scoring					
			fg-fga	pct	3fg-fga	pct	ft-fa	pct	off	def	tot	avg	pf	fo	ast	to	bk	stl	pts	avg
2019-20	25-11	600/24.0	82-105	.497	57-125	.456	21-30	.700	5	43	48	1.9	59	1	22	21	0	9	242	9.7
2020-21	30-20	644/28.1	74-208	.356	54-165	.327	23-30	.767	4	66	70	2.3	81	1	30	27	3	14	225	7.5
2021-22	14-7	255/18.2	17-57	.298	14-46	.304	4-7	.571	4	26	30	2.1	20	0	6	3	2	9	52	3.7
TOTAL	69-38	1699/24.6	173-430	.402	125-336	.372	48-67	.716	13	135	148	2.1	160	2	58	51	5	32	519	7.5



#22 Kenny Foster

Senior □ Guard □ 6-5 □ 187
Aurora, Colo. (Smoky Hills HS)

2022-23 Averages

PTS	REB	AST	FG%	3FG%	FT%	MIN
5.9	2.4	0.2	.600	.357	.750	17.9

Notable

- Posted a season-high 14 points against Texas A&M-Commerce in what was his first start of the season, as well
- Scored 12 points vs. La. Tech, his second straight game in double

2022-23 Game-by-Game Statistics

Opponent	Date	gs	min	Total		3-Pointers		Free throws		Rebounds			Points			pts	avg			
				fg-fga	pct	3fg-fga	pct	ft-fa	pct	off	def	tot	avg	pf	a			to	bk	stl
COLO. CHRISTIAN	11/07/22	13	2-2	1.000	1-1	1.000	0-0	.000	0	1	1	1.0	1	0	0	0	5	5.0		
NICHOLLS	11/10/22	15	0-3	.000	0-2	.000	0-1	.000	1	3	4	2.5	0	0	0	0	0	2.5		
SOUTHEASTERN LA.	11/13/22	6	1-1	1.000	0-0	.000	1-2	.500	0	0	1.7	2	0	0	0	0	3	2.7		
vs Howard	11/18/22	2	0-0	.000	0-0	.000	0-0	.000	0	0	1.3	0	0	1	0	0	0	2.0		
vs Boston College	11/21/22	16	2-3	.667	0-1	.000	3-4	.750	0	2	2	1.4	1	0	1	0	7	3.0		
vs SANTA CLARA	11/30/22	22	4-5	.800	1-2	.500	0-0	.000	1	0	1	1.3	0	0	1	0	9	4.0		
GRAND CANYON	12/03/22	20	2-2	1.000	1-1	1.000	0-0	.000	0	3	3	1.8	1	0	0	0	5	4.1		
TEX. A&M-COMMERCE	12/06/22	28	3-3	1.000	1-1	1.000	7-8	.875	1	2	3	1.8	5	1	0	1	14	5.4		
LOUISIANA TECH	12/10/22	24	5-9	.556	1-4	.250	1-1	1.000	3	2	5	2.1	4	1	0	0	12	6.1		
vs Dayton	12/17/22	34	2-7	.286	0-2	.000	0-0	.000	0	5	5	2.4	1	0	0	1	2	4	5.9	
Totals		3	180	21-35	.600	5-14	.357	12-16	.750	6	18	24	2.4	15	2	4	1	3	59	5.9

Games played: 10
Minutes/game: 18.0
Points/game: 5.9
FG Pct: 60.0
3FG Pct: 35.7
FT Pct: 75.0

Rebounds/game: 2.4
Assists/game: 0.2
Turnovers/game: 0.4
Assist/turnover ratio: 0.5
Steals/game: 0.3
Blocks/game: 0.1

Season & Career Highs

Season Highs

- Points: 14 vs Texas A&M-Commerce, 12-6-22
- FG Made: 5 vs Louisiana Tech, 12-10-22
- 3FG Made: 1 four times, last vs Louisiana Tech, 12-10-22
- FT Made: 7 vs Texas A&M-Commerce, 12-6-22
- Rebounds: 5 twice, last vs Dayton, 12-17-22
- Assists: 1 twice, last vs Louisiana Tech, 12-10-22
- Blocks: 1 vs Dayton, 12-17-22
- Steals: 2 vs Dayton, 12-17-22
- Minutes: 28 vs Texas A&M-Commerce, 12-6-22

Career Highs

- Points: 21 vs. Incarnate Word, 12-2-20
- FG Made: 6, three times, last at Oregon State, 12-6-20
- 3FG Made: 4 vs. Utah State, 3-6-20
- FT Made: 7 vs Texas A&M-Commerce, 12-6-22
- Rebounds: 8 vs. Nebraska Wesleyan, 12-28-19
- Assists: 4 twice, last vs. Nebraska Wesleyan, 12-28-19
- Blocks: 2 vs. Boise State, 1-13-21
- Steals: 2 five times, last vs Dayton, 12-17-22
- Minutes: 34 at Nevada, 1-14-20

Double-Figure Scoring Games

Season: 2
Career: 14

Double-Figure Rebounding Games

Season: 0
Career: 0

Twenty-Point Scoring Games

Season: 0
Career: 1


Double-Double Games

Season: 0
Career: 0

Wyoming Career Statistics

Season	gp-gs	min/avg	Total		3-Point		F-Throws		Rebounds			Points			Scoring					
			fg-fga	pct	3fg-fga	pct	ft-fa	pct	off	def	tot	avg	pf	fo	ast	to	bk	stl	pts	avg
2019-20	25-11	600/24.0	82-105	.497	57-125	.456	21-30	.700	5	43	48	1.9	59	1	22	21	0	9	242	9.7
2020-21	30-20	644/28.1	74-208	.356	54-165	.327	23-30	.767	4	66	70	2.3	81	1	30	27	3	14	225	7.5
2021-22	14-7	255/18.2	17-57	.298	14-46	.304	4-7	.571	4	26	30	2.1	20	0	6	3	2	9	52	3.7
TOTAL	68-21	1350/19.9	132-324	.407	54-175	.309	64-88	.727	33	150	183	2.7	102	3	59	47	11	26	382	5.6

Wyoming Cowboys



#33 Graham Ike

Junior □ Forward □ 6-9 □ 255
Aurora, Colo. (Overland HS)

2022-23 Averages

PTS	REB	AST	FG%	3FG%	FT%	MIN
---	---	---	---	---	---	---

Notable

- One of three players in the nation that averaged at least 20 points and nine rebounds per contest last season.
- Recorded a double-double in 13 of 30 games last season

2022-23 Game-by-Game Statistics



#24 Hunter Maldonado

Senior □ Guard □ 6-7 □ 202
Colorado Springs, Colo.

2022-23 Averages

PTS	REB	AST	FG%	3FG%	FT%	MIN
12.5	4.5	3.4	.440	.286	.765	31.0

Notable

- Poured in a season-high 28 points against Howard at the Paradise Jam
- Was the only player in the country that averaged at least 19 points,

2022-23 Game-by-Game Statistics

Opponent	Date	gp	min	Total		3-Pointers		Free throws		Rebounds					pts	avg					
				fg-fga	pct	3fg-fga	pct	ft-fa	pct	off	def	tot	avg	pf			to	blk	stl		
COLO CHRISTIAN	11/07/22	*	28	5-12	.417	1-4	.250	2-2	1.000	0	2	2.0	4	7	1	0	4	13	13.0		
NICHOLLS	11/10/22	*	37	3-5	.600	0-1	.000	6-8	.750	0	6	6.0	2	6	0	0	12	12.5			
SOUTHEASTERN LA.	11/13/22	*	32	3-10	.300	1-2	.500	8-8	1.000	2	9	11	6.3	2	4	3	0	15	13.3		
vs Howard	11/18/22	*	39	10-17	.588	0-0	.000	8-10	.800	0	4	4	5.8	0	1	1	0	3	28	17.0	
vs Drake	11/20/22	*	30	6-9	.667	1-2	.500	7-9	.778	0	5	5	5.6	5	2	4	0	1	20	17.6	
vs Boston College	11/21/22	*	11	0-1	.000	0-1	.000	0-0	.000	0	0	0	4.7	1	0	0	0	0	14.7		
GRAND CANYON	12/03/22	*	33	4-12	.333	2-5	.400	2-3	.667	1	3	4	4.6	2	4	5	0	2	14.3		
TEX. A&M-COMMERCE	12/05/22	*	32	2-7	.286	0-2	.000	5-8	.556	1	1	2	4.3	4	3	1	0	9	13.6		
LOUISIANA TECH	12/10/22	*	31	3-7	.429	1-3	.333	6-6	1.000	1	2	3	4.1	1	7	0	2	13	13.6		
vs Dayton	12/17/22	*	33	2-11	.182	0-2	.000	2-2	1.000	1	2	3	4.0	4	5	2	0	3	6	12.8	
vs Saint Mary's (CA)	12/21/22	*	30	3-6	.500	0-2	.000	0-4	.000	1	5	6	4.2	5	1	5	0	6	12.2		
at Fresno St.	12/28/22	*	39	4-7	.571	1-2	.500	4-5	.800	0	3	3	4.1	3	3	4	1	13	12.3		
NEW MEXICO	12/31/22	*	27	6-12	.500	1-2	.500	2-2	1.000	3	7	10	4.5	5	1	1	0	15	12.5		
Totals			13	402	51-116	.440	8-28	286	52-68	.765	10	49	59	4.5	38	44	34	1	17	162	12.5

Games played: 13
Minutes/game: 30.9
Points/game: 12.5
FG Pct: 44.0
3FG Pct: 28.6
FT Pct: 76.5

Rebounds/game: 4.5
Assists/game: 3.4
Turnovers/game: 2.6
Assist/turnover ratio: 1.3
Steals/game: 1.3
Blocks/game: 0.1

Season & Career Highs

Season Highs

Points N/A
FG Made N/A
3FG Made N/A
FT Made N/A
Rebounds N/A
Assists N/A
Blocks N/A
Steals N/A
Minutes N/A

Career Highs

Points 35 vs Denver, 12-2-21
FG Made 12 twice, last vs Boise State, 2-3-22
3FG Made 2 vs Hastings, 11-26-21
FT Made 13 vs Denver, 12-2-21
Rebounds 18 at San Jose State, 2-12-22
Assists 3 twice, last at Arizona, 12-8-21
Blocks 2 twice, last vs Colorado State, 1-31-22
Steals 4 vs Hastings, 11-26-21
Minutes 40 at Boise State, 1-25-22 2

Double-Figure Scoring Games

Season 0
Career 34

Twenty-Point Scoring Games

Season 0
Career 15

Wyoming Career Statistics

Season	gp-gs	min/avg	Total		3-Point		F-Throws		Rebounds					Scoring						
			fg-fga	pct	fg-fga	pct	ft-fa	pct	off	def	tot	avg	pf	to	ast	blk	stl	pts	avg	
2020-21	12-7	256/21.3	53-88	.602	0-1	.000	28-41	.683	15	50	65	5.4	43	2	9	24	4	6	134	11.2
2021-22	33-33	1043/31.6	241-473	.510	3-11	.273	159-222	.716	92	225	317	9.6	110	3	43	108	9	22	644	19.5
TOTAL	45-40	1299/28.9	294-561	.524	3-12	.250	187-263	.711	107	275	382	8.5	153	5	52	132	13	28	778	17.3

Season & Career Highs

Season Highs

Points 28 vs Howard, 11-18-22
FG Made 10 vs Howard, 11-18-22
3FG Made 2 vs Grand Canyon, 12-3-22
FT Made 8 twice, last vs Howard, 11-18-22
Rebounds 11 vs Southeastern Louisiana, 11-13-22
Assists 7 twice, last vs Louisiana Tech, 12-10-22
Blocks 1 at Fresno State, 12-28-22
Steals 4 vs Colorado Christian, 11-7-22
Minutes 39 twice, last at Fresno State, 12-28-22

Career Highs

Points 35 vs Colorado State, 1-31-22
FG Made 12 three times, last vs Colorado State, 1-31-22
3FG Made 4 twice, last at Colorado State, 1-4-20
FT Made 13 at Air Force, 1-28-22
Rebounds 16 vs. New Mexico, 2-19-21
Assists 12 vs San Jose State, 1-19-22
Blocks 2 eight times, last vs. Nevada, 1-22-21
Steals 4 four times, last vs Colorado Christian, 11-7-22
Minutes 44 three times, at Washington, 11-18-21

Double-Figure Scoring Games

Season 9
Career 93

Double-Figure Rebounding Games

Season 2
Career 10

Twenty-Point Scoring Games

Season 1
Career 24

Double-Double Games

Season 2
Career 14

Wyoming Career Statistics

Season	gp-gs	min/avg	fg-fga	pct	fg-fga	pct	ft-fa	pct	off	def	tot	avg	pf	to	ast	blk	stl	pts	avg	
2017-18	29-19	615/21.2	50-129	.388	17-56	.304	36-49	.735	12	51	63	2.2	57	1	41	29	5	28	153	5.3
2018-19	8-5	260/32.5	42-100	.420	11-33	.333	15-24	.625	12	42	54	6.8	21	1	18	16	4	9	110	13.8
2019-20	33-33	1165/35.3	183-434	.422	36-122	.295	121-171	.708	14	178	192	5.8	102	3	132	100	17	41	523	15.8
2020-21	25-25	895/35.8	103-246	.419	13-65	.200	93-134	.694	42	128	170	6.8	74	2	115	64	9	31	312	12.5
2021-22	33-33	1230/37.3	213-430	.495	21-84	.250	162-228	.711	34	155	189	5.7	93	2	207	123	4	39	609	18.5
2022-23	13-13	402/30.9	51-116	.440	8-28	.286	52-68	.765	10	49	59	4.5	38	3	44	34	1	17	162	12.5
TOTAL	141-128	4567/32.4	642-1455	.441	106-388	.273	479-674	.711	124	603	727	5.2	385	12	557	366	40	165	1869	13.3

Wyoming Cowboys



#25 Jeremiah Oden

Junior □ Forward □ 6-8 □ 201
Chicago, Ill. (Sunrise Christian Prep)

2022-23 Averages

PTS	REB	AST	FG%	3FG%	FT%	MIN
6.4	2.5	0.6	.429	.323	.722	16.5

Notable

- Placed the team with 17 points against Colorado Christian
- Led the team with a total of 23 blocked shots during the 2021-22 season
- Started and tallied 13 points against No. 22 New Mexico

2022-23 Game-by-Game Statistics

Opponent	Date	gs	min	Total		3-Pointers		Free throws		Rebounds			pf	a	t/o	blk	stl	pts	avg
				fg-fga	pct	3fg-fga	pct	ft-fa	pct	off	def	tot							
COLO. CHRISTIAN	11/07/22	18	5-9	556	3-7	429	4-4	1,000	1	3	4	4.0	0	0	2	0	17	17.0	
SOUTHEASTERN LA.	11/18/22	8	0-2	300	0-1	000	1-2	500	0	0	2	2.0	2	0	0	1	9.0		
vs Howard	11/18/22	17	2-3	667	0-1	000	0-0	000	1	3	4	2.7	2	1	2	0	4	7.3	
vs Drake	11/20/22	3	0-1	000	0-0	000	0-0	000	0	0	2	2.0	0	0	0	0	0	5.5	
vs Boston College	11/21/22	26	4-9	444	1-2	300	0-0	000	2	3	5	2.6	1	1	1	2	9	6.2	
vs SANTA CLARA	11/30/22	26	5-13	385	2-4	500	2-2	1,000	1	2	3	2.7	0	1	1	0	14	7.5	
GRAND CANYON	12/03/22	9	1-2	500	0-1	000	0-0	000	0	1	1	2.4	3	0	0	0	2	6.7	
TEX. A&M-COMMERCE	12/06/22	19	2-6	333	0-3	000	1-2	500	1	2	3	2.5	3	1	1	0	1	5	6.5
LOUISIANA TECH	12/10/22	18	3-7	429	2-6	333	3-4	750	0	3	3	2.6	1	1	0	0	11	7.0	
vs Dayton	12/17/22	9	0-1	000	0-0	000	0-0	000	0	2	2	2.5	0	1	0	0	0	6.3	
vs Saint Mary's (CA)	12/21/22	15	3-4	750	0-0	000	1-2	500	0	1	1	2.4	0	2	0	0	7	6.4	
at Fresno St.	12/28/22	10	0-3	000	0-2	000	0-0	000	0	1	1	2.3	0	1	0	0	0	5.8	
NEW MEXICO	12/31/22	36	5-10	500	2-4	500	1-2	500	0	5	5	2.5	1	1	2	0	13	6.4	
Totals	4	214	30-70	429	10-31	323	13-18	722	6	26	32	2.5	13	8	11	3	4	83	6.4

Games played: 13
Minutes/game: 16.5
Points/game: 6.4
FG Pct: 42.9
3FG Pct: 32.3
FT Pct: 72.2

Rebounds/game: 2.5
Assists/game: 0.6
Turnovers/game: 0.8
Assist/turnover ratio: 0.7
Steals/game: 0.3
Blocks/game: 0.2

Season & Career Highs

Season Highs

- Points: 17 vs Colorado Christian, 11-7-22
- FG Made: 5 three times, last vs New Mexico, 12-31-22
- 3FG Made: 3 vs Colorado Christian, 11-7-22
- FT Made: 4 vs Colorado Christian, 11-7-22
- Rebounds: 5 twice, last vs New Mexico, 12-31-22
- Assists: 1 seven times, last vs New Mexico, 12-31-22
- Blocks: 2 vs Colorado Christian, 11-7-22
- Steals: 2 vs Boston College, 11-21-22
- Minutes: 26 twice, last vs Santa Clara, 11-30-22

Career Highs

- Points: 17 three times, last vs Colorado Christian, 11-7-22
- FG Made: 7 twice, last vs Arkansas-Pine Bluff, 11-14-21
- 3FG Made: 3 twice, last vs Colorado Christian, 11-7-22
- FT Made: 4 four times, last vs Colorado Christian, 11-7-22
- Rebounds: 11 vs. Texas Southern, 11-30-20
- Assists: 3 vs. Fresno State, 1-2-21
- Blocks: 3 twice, last vs Denver, 12-2-21
- Steals: 2 four times, last vs Boston College, 11-21-22
- Minutes: 42 at Washington, 11-18-21

Double-Figure Scoring Games


Season: 4
Career: 20

Twenty-Point Scoring Games

Season: 0
Career: 0

Wyoming Career Statistics

Season	gp-gs	min/avg	Total		3-Point		F-Throws		Rebounds			pf	to	ast	t/o	blk	stl	Scoring		
			fg-fga	pct	3fg-fga	pct	ft-fa	pct	off	def	tot							avg	pts	avg
2020-21	23-11	315/13.7	33-84	39.3	7-29	24.1	18-21	85/7	15	48	63	2.7	48	0	10	12	8	8	91	4.0
2021-22	34-32	903/26.6	106-192	52.1	26-85	30.6	39-53	73.6	42	111	153	4.5	50	0	14	34	26	12	265	7.8
2022-23	13-4	214/16.5	30-70	42.9	10-31	32.3	13-18	72.2	6	26	32	2.5	13	0	8	11	3	4	83	6.4
TOTAL	70-47	1432/20.5	163-346	47.1	43-145	29.7	70-92	76.1	63	165	248	3.5	111	0	32	57	37	24	439	6.3



#10 Hunter Thompson

Senior □ Forward □ 6-10 □ 230
Pine Bluffs, Wyo. (Pine Bluffs)

2022-23 Averages

PTS	REB	AST	FG%	3FG%	FT%	MIN
7.2	5.1	1.0	.373	.323	.762	30.4

Notable

- Connected on four 3-pointers against Colorado Christian and Dayton
- One of only two players averaging north of 30 minutes played per game

2022-23 Game-by-Game Statistics

Opponent	Date	gs	min	Total		3-Pointers		Free throws		Rebounds			pf	a	t/o	blk	stl	pts	avg
				fg-fga	pct	3fg-fga	pct	ft-fa	pct	off	def	tot							
COLO. CHRISTIAN	11/07/22	27	5-8	625	4-7	371	1-1	1,000	1	4	5	5.0	1	0	0	1	15	15.0	
NICHOLLS	11/10/22	31	2-9	222	1-8	125	4-6	667	2	6	8	6.5	1	4	0	0	1	9	12.0
SOUTHEASTERN LA.	11/18/22	27	2-9	222	2-8	250	0-0	000	5	2	7	6.7	1	3	0	1	1	6	10.0
vs Drake	11/20/22	17	0-0	000	0-0	000	0-0	000	0	1	1	5.3	3	0	0	0	0	0	7.5
vs Drake	11/20/22	37	2-10	200	2-9	222	0-1	000	2	4	6	5.4	3	1	1	0	1	6	7.2
vs Boston College	11/21/22	37	2-5	400	1-4	250	0-0	000	0	2	2	4.8	1	1	0	1	0	5	6.8
vs SANTA CLARA	11/30/22	34	2-4	500	1-3	333	2-2	1,000	0	5	5	4.9	4	1	0	1	0	7	6.9
GRAND CANYON	12/03/22	33	2-8	250	1-7	143	1-2	500	2	6	8	5.3	0	0	0	1	0	6	6.8
TEX. A&M-COMMERCE	12/06/22	31	2-4	500	2-3	667	3-4	750	2	4	6	5.3	1	2	1	0	0	9	7.0
LOUISIANA TECH	12/10/22	28	1-3	333	0-2	000	1-1	1,000	0	4	4	5.2	3	0	0	1	1	3	6.6
vs Dayton	12/17/22	35	4-5	800	4-5	800	2-2	1,000	1	1	2	4.9	3	1	0	0	1	14	7.3
vs Saint Mary's (CA)	12/21/22	27	2-6	333	1-5	200	0-0	000	1	4	5	4.9	3	0	2	0	0	5	7.1
at Fresno St.	12/28/22	31	2-4	500	2-4	500	2-2	1,000	2	5	7	5.1	3	0	1	0	1	8	7.2
Totals	13	395	28-75	373	21-65	323	16-21	762	18	48	66	5.1	27	13	5	6	7	93	7.2

Games played: 13
Minutes/game: 30.4
Points/game: 7.2
FG Pct: 37.3
3FG Pct: 32.3
FT Pct: 76.2

Rebounds/game: 5.1
Assists/game: 1.0
Turnovers/game: 0.4
Assist/turnover ratio: 2.6
Steals/game: 0.5
Blocks/game: 0.5

Season & Career Highs

Season Highs

- Points: 15 vs Colorado Christian, 11-7-22
- FG Made: 5 vs Colorado Christian, 11-7-22
- 3FG Made: 4 twice, last vs Dayton, 12-17-22
- FT Made: 4 vs Nicholls, 11-10-22
- Rebounds: 8 twice, last vs Grand Canyon, 12-3-22
- Assists: 4 vs Nicholls, 11-10-22
- Blocks: 1 six times, last vs Louisiana Tech, 12-10-22
- Steals: 1 seven times, last at Fresno State, 12-28-22
- Minutes: 37 vs Drake, 11-20-22

Career Highs

- Points: 25, twice last vs. vs. Miss. Valley State, 11-28-20
- FG Made: 9 vs. Miss. Valley State, 11-28-20
- 3FG Made: 7 twice, last at Fresno State, 1-2-21
- FT Made: 6 twice, last vs. Nevada 3-5-20
- Rebounds: 11 at Utah State, 3-4-21
- Assists: 4 vs Nicholls, 11-10-22
- Blocks: 4 vs. Fresno State, 2-27-19
- Steals: 3 vs. New Mexico, 2-19-21
- Minutes: 37 twice, last vs. Louisiana, 11-21-19

Double-Figure Scoring Games

Season: 3
Career: 29


Twenty-Point Scoring Games

Season: 0
Career: 4

Wyoming Career Statistics

Season	gp-gs	min/avg	Total		3-Point		F-Throws		Rebounds			pf	to	ast	t/o	blk	stl	Scoring		
			fg-fga	pct	3fg-fga	pct	ft-fa	pct	off	def	tot							avg	pts	avg
2018-19	27-22	760/28.1	79-185	42.7	39-104	37.5	41-58	70.7	6	72	78	2.9	93	5	22	45	14	6	238	8.8
2019-20	26-23	686/26.4	72-180	40.0	35-106	33.0	33-46	71.7	18	88	106	4.1	75	3	23	39	13	5	212	8.2
2020-21	24-18	562/23.4	58-136	42.6	39-109	35.8	12-16	75.0	21	69	90	3.8	69	6	21	13	12	14	167	7.0
2021-22	34-3	383/11.3	30-77	39.0	25-67	37.3	7-11	63.6	10	42	52	1.5	50	0	9	11	2	1	92	2.7
2022-23	13-13	395/30.4	28-75	37.3	21-65	32.3	16-21	76.2	18	48	66	5.1	27	0	13	5	6	7	93	7.2
TOTAL	124-79	2786/22.5	267-653	40.9	159-451	35.3	109-152	71.7	73	319	392	3.2	314	14	88	113	47	33	802	6.5

Wyoming Cowboys



#1 Brendan Wenzel

Junior □ Guard □ 6-7 □ 204
San Antonio, Texas (Utah)

2022-23 Averages

PTS	REB	AST	FG%	3FG%	FT%	MIN
7.9	4.0	0.7	.406	.431	.808	27.2

Notable

- Tallied a career-high 20 points against Nicholls, which included five 3s
- Logged a double-double against Commerce with 14 points and 12 boards

2022-23 Game-by-Game Statistics

Opponent	Date	gs	min	Total		3-Pointers		Free throws		Rebounds			pf	a	to	blk	stl	pts	avg	
				fg-fga	pct	3fg-fga	pct	ft-fa	pct	off	def	tot								avg
NICHOLLS	11/10/22	25	6-12	500	5-10	500	3-3	1,000	1	3	4	4.0	1	0	2	0	0	20	20.0	
SOUTHEASTERN LA	11/13/22	* 35	4-11	364	4-10	400	4-5	800	2	3	5	4.5	0	0	1	0	0	16	18.0	
vs Howard	11/18/22	* 26	2-2	1,000	2-2	1,000	1-2	500	0	2	2	3.7	3	0	0	0	0	7	14.3	
vs Drake	11/20/22	* 30	0-2	000	0-1	000	0-0	000	2	2	4	3.8	3	0	1	0	1	0	10.8	
vs Boston College	11/21/22	* 21	0-2	000	0-1	000	0-0	000	2	3	5	4.0	0	2	0	0	0	0	8.6	
vs SANTA CLARA	11/30/22	* 24	1-2	500	1-2	500	0-0	000	0	1	1	3.5	0	0	1	0	0	3	7.7	
TEX. A&M-COMMERCE	12/06/22	* 27	4-8	500	2-5	400	4-7	571	2	10	12	4.7	1	0	0	0	0	14	8.6	
LOUISIANA TECH	12/10/22	* 32	5-7	714	5-7	714	5-5	1,000	1	4	5	4.8	1	1	0	0	0	20	10.0	
vs Dayton	12/17/22	* 37	2-9	222	1-7	143	0-0	000	2	2	4	4.7	1	2	1	0	1	5	9.4	
vs Saint Mary's (CA)	12/21/22	* 25	1-2	500	1-1	1,000	2-2	1,000	1	1	2	4.4	1	1	0	1	0	5	9.0	
at Fresno St.	12/28/22	* 16	0-3	000	0-2	000	2-2	1,000	0	1	1	4.1	2	1	1	0	0	2	8.4	
NEW MEXICO	12/31/22	* 29	1-4	250	1-3	333	0-0	000	1	2	3	4.0	1	1	2	1	1	3	7.9	
Totals		11	327	26-64	406	22-51	431	21-26	808	14	34	48	4.0	14	8	10	1	4	95	7.9

Games played: 12	Rebounds/game: 4.0
Minutes/game: 27.3	Assists/game: 0.7
Points/game: 7.9	Turnovers/game: 0.8
FG Pct: 40.6	Assist/turnover ratio: 0.8
3FG Pct: 43.1	Steals/game: 0.3
FT Pct: 80.8	Blocks/game: 0.1

Season & Career Highs

Season Highs	Value
Points	20 twice, last vs Louisiana Tech, 12-10-22
FG Made	6 vs Nicholls, 11-10-22
3FG Made	5 twice, last vs Louisiana Tech, 12-10-22
FT Made	5 vs Louisiana Tech, 12-10-22
Rebounds	12 vs Texas A&M-Commerce, 12-6-22
Assists	2 twice, last vs Dayton, 12-17-22
Blocks	1 vs New Mexico, 12-31-22
Steals	1 three times, last vs New Mexico, 12-31-22
Minutes	35 vs Southeastern Louisiana, 11-13-22

Career Highs	Value
Points	20 twice, last vs Louisiana Tech, 12-10-22
FG Made	6 vs Nicholls, 11-10-22
3FG Made	5 twice, last vs Louisiana Tech, 12-10-22
FT Made	6 vs Northern Iowa, 12-23-21
Rebounds	12 vs Texas A&M-Commerce, 12-6-22
Assists	4 at Nevada, 1-18-22
Blocks	1 three times, last vs. New Mexico, 12-31-22
Steals	2 at Air Force, 1-28-22
Minutes	38 vs Colorado State, 1-31-22

Double-Figure Scoring Games	Count
Season	4
Career	9

Double-Figure Rebounding Games	Count
Season	1
Career	1

Twenty-Point Scoring Games	Count
Season	2
Career	2

Double-Double Games	Count
Season	1
Career	1

Wyoming Career Statistics

Season	gp-gs	min/avg	fg-fga	pct	3fg-fga	pct	ft-fa	pct	off	def	tot	avg	pf	fo	ast	to	blk	stl	pts	avg
2021-22	34-14	777/22.9	53-131	40.5	38-106	358	32-41	780	25	72	97	2.9	50	0	17	25	2	12	176	5.2
2022-23	12-11	327/27.3	26-64	40.6	22-51	431	21-26	808	14	34	48	4.0	14	0	8	10	1	4	95	7.9
TOTAL	46-25	1104/24.0	79-195	40.5	60-157	382	53-67	791	39	106	145	3.2	64	0	25	35	3	16	271	5.9



#21 Noah Reynolds

Sophomore □ Guard □ 6-3 □ 202
Peoria, Ill. (Notre Dame HS)

2022-23 Averages

PTS	REB	AST	FG%	3FG%	FT%	MIN
14.3	2.2	1.8	.542	.390	.667	22.0

Notable

- Has poured in at least 20 points in each of the first five games of the season, high 30-point effort against Texas A&M-Commerce

2022-23 Game-by-Game Statistics

Opponent	Date	gs	min	Total		3-Pointers		Free throws		Rebounds			pf	a	to	blk	stl	pts	avg	
				fg-fga	pct	3fg-fga	pct	ft-fa	pct	off	def	tot								avg
COLO. CHRISTIAN	11/07/22	15	4-9	444	1-3	333	3-4	750	0	2	2	2.0	4	2	1	0	0	12	12.0	
NICHOLLS	11/10/22	* 21	3-6	500	0-1	000	2-2	1,000	0	3	3	2.5	1	2	1	0	0	8	10.0	
SOUTHEASTERN LA	11/13/22	30	4-12	333	3-8	375	3-4	750	1	4	5	3.3	1	4	4	2	2	14	11.3	
vs Howard	11/18/22	10	2-3	667	0-0	000	0-0	000	0	0	0	2.5	0	1	2	0	0	4	9.5	
vs Drake	11/20/22	2	0-1	000	0-0	000	0-0	000	0	1	1	2.2	0	1	1	0	0	0	7.6	
vs Boston College	11/21/22	15	3-4	750	0-0	000	2-2	1,000	0	1	1	2.0	5	2	4	0	0	8	7.7	
vs SANTA CLARA	11/30/22	27	10-18	556	3-4	750	2-4	500	1	3	4	2.3	0	2	4	0	0	25	10.1	
TEX. A&M-COMMERCE	12/06/22	30	11-15	733	2-5	400	6-10	600	2	1	3	2.4	1	2	2	0	0	30	12.6	
LOUISIANA TECH	12/10/22	33	7-13	538	2-6	333	4-6	667	1	4	5	2.7	1	4	3	0	1	20	13.4	
vs Dayton	12/17/22	29	9-18	500	2-5	400	0-0	000	0	2	2	2.6	1	1	2	0	0	20	14.1	
vs Saint Mary's (CA)	12/21/22	* 34	8-13	615	1-2	500	4-4	1,000	0	0	0	2.4	1	1	2	0	1	21	14.7	
at Fresno St.	12/28/22	* 33	7-15	467	2-7	286	0-3	000	0	3	3	2.4	2	0	2	0	0	16	14.8	
NEW MEXICO	12/31/22	* 8	3-4	750	0-0	000	2-3	667	0	0	0	2.2	0	1	1	0	0	8	14.3	
Totals		4	287	71-131	542	16-41	390	28-42	667	5	24	29	2.2	17	23	29	2	4	186	14.3

Games played: 13	Rebounds/game: 2.2
Minutes/game: 22.1	Assists/game: 1.8
Points/game: 14.3	Turnovers/game: 2.2
FG Pct: 54.2	Assist/turnover ratio: 0.8
3FG Pct: 39.0	Steals/game: 0.3
FT Pct: 66.7	Blocks/game: 0.2

Season & Career Highs

Season Highs	Value
Points	30 vs Texas A&M-Commerce, 12-6-22
FG Made	11 vs Texas A&M-Commerce, 12-6-22
3FG Made	3 twice, last vs Santa Clara, 11-30-22
FT Made	6 vs Texas A&M-Commerce, 12-6-22
Rebounds	5 twice, last vs Louisiana Tech, 12-10-22
Assists	4 vs Southeastern Louisiana, 11-13-22
Blocks	2 vs Southeastern Louisiana, 11-13-22
Steals	2 vs Southeastern Louisiana, 11-13-22
Minutes	33 vs Louisiana Tech, 12-10-22

Career Highs	Value
Points	30 vs Texas A&M-Commerce, 12-6-22
FG Made	11 vs Texas A&M-Commerce, 12-6-22
3FG Made	3 three times, last vs Santa Clara, 11-30-22
FT Made	6 vs Texas A&M-Commerce, 12-6-22
Rebounds	5 twice, last vs Louisiana Tech, 12-10-22
Assists	4 vs Southeastern Louisiana, 11-13-22
Blocks	2 vs Southeastern Louisiana, 11-13-22
Steals	2 three times, last vs Southeastern Louisiana, 11-13-22
Minutes	33 vs Louisiana Tech, 12-10-22

Double-Figure Scoring Games	Count
Season	8
Career	9

Double-Figure Rebounding Games	Count
Season	0
Career	0

Twenty-Point Scoring Games	Count
Season	5
Career	5

Double-Double Games	Count
Season	0
Career	0

Wyoming Career Statistics

Season	gp-gs	min/avg	fg-fga	pct	3fg-fga	pct	ft-fa	pct	off	def	tot	avg	pf	fo	ast	to	blk	stl	pts	avg
2021-22	23-0	259/11.3	22-59	37.3	10-24	417	13-23	565	1	23	24	1.0	27	1	17	16	4	5	67	2.9
2022-23	13-4	287/22.1	71-131	54.2	16-41	390	28-42	667	5	24	29	2.2	17	1	23	29	2	4	186	14.3
TOTAL	36-4	546/15.2	93-190	48.9	26-65	400	41-65	631	6	47	53	1.5	44	2	40	45	6	9	253	7.0



#15 Nate Barnhart
 Freshman (R) □ Forward □ 7-0 □ 190
 Lenexa, Kan. (DeSoto HS)

2022-23 Averages

PTS	REB	AST	FG%	3FG%	FT%	MIN
1.0	0.5	0.0	.333	.000	1.000	3.9

Notable


- Made his collegiate debut against Commerce, scoring two points
- Was a three-star recruit by Rivals.com
- First seven-footer on Wyoming roster since 2009-10 season

2022-23 Game-by-Game Statistics

Opponent	Date	gs	min	Total		3-Pointers		Free throws		Rebounds			pf	a	t/o	blk	stl	pts	avg
				fg-fga	pct	3fg-fga	pct	ft-fa	pct	off	def	tot							
vs Drake	11/20/22	1	0-0	.000	0-0	.000	0-0	.000	0	0	0	0	0	0	0	0	0	0	0.0
TEX A&M-COMMERCE	12/06/22	4	0-1	.000	0-0	.000	2-2	1.000	0	1	1	0.5	0	0	1	1	2	1.0	
LOUISIANA TECH	12/10/22	7	1-2	.500	0-1	.000	0-0	.000	0	1	1	0.7	1	0	0	1	2	1.3	
vs Dayton	12/17/22	3	0-0	.000	0-0	.000	0-0	.000	0	0	0	0.5	2	0	0	0	0	1.0	
Totals		0	15	1-3	.333	0-1	.000	2-2	1.000	0	2	2	0.5	3	0	2	1	4	1.0

Games played: 4
 Minutes/game: 3.8
 Points/game: 1.0
 FG Pct: 33.3
 3FG Pct: 0.0
 FT Pct: 100.0

Rebounds/game: 0.5
 Steals/game: 0.3
 Blocks/game: 0.5



#31 Cort Roberson
 Freshman (R) □ Guard □ 6-0 □ 157
 Arlington, Wash. (Stanwood HS)

2022-23 Averages

PTS	REB	AST	FG%	3FG%	FT%	MIN
1.0	0.0	0.0	0.0	0.0	0.0	3.1

Notable

- His father Harlan played basketball at Western Colorado University the alma mater of Cowboy head coach Jeff Linder.
- First Team All-Wesco honors as a senior

2022-23 Game-by-Game Statistics

Opponent	Date	gs	min	Total		3-Pointers		Free throws		Rebounds			pf	a	t/o	blk	stl	pts	avg
				fg-fga	pct	3fg-fga	pct	ft-fa	pct	off	def	tot							
COLO CHRISTIAN	11/07/22	3	0-0	.000	0-0	.000	1-2	.500	0	0	0	0.0	0	0	0	0	0	1	1.0
Totals		0	3	0-0	.000	0-0	.000	1-2	.500	0	0	0	0.0	0	0	0	0	1	1.0

Games played: 1
 Minutes/game: 3.0
 Points/game: 1.0
 FT Pct: 50.0

Season & Career Highs

Season Highs

Points 2 twice, last vs Louisiana Tech, 12-10-22
 FG Made 1 vs Louisiana Tech, 12-10-22
 3FG Made N/A
 FT Made 2 vs Texas A&M-Commerce, 12-6-22
 Rebounds 1 twice, last vs Louisiana Tech, 12-10-22
 Assists N/A
 Blocks 1 twice, last vs Louisiana Tech, 12-10-22
 Steals 1 vs Texas A&M-Commerce, 12-6-22
 Minutes 7 vs Louisiana Tech, 12-10-22

Career Highs

Points 2 twice, last vs Louisiana Tech, 12-10-22
 FG Made 1 vs Louisiana Tech, 12-10-22
 3FG Made N/A
 FT Made 2 vs Texas A&M-Commerce, 12-6-22
 Rebounds 1 twice, last vs Louisiana Tech, 12-10-22
 Assists N/A
 Blocks 1 twice, last vs Louisiana Tech, 12-10-22
 Steals 1 vs Texas A&M-Commerce, 12-6-22
 Minutes 7 vs Louisiana Tech, 12-10-22

Double-Figure Scoring Games

Season 0
 Career 0

Double-Figure Rebounding Games

Season 0
 Career 0

Twenty-Point Scoring Games

Season 0
 Career 0

Double-Double Games

Season 0
 Career 0

Wyoming Career Statistics

Season	gp-gs	min/avg	fg-fga	pct	3fg-fga	pct	ft-fa	pct	off	def	tot	avg	pf	fo	ast	to	blk	stl	pts	avg
2022-23	4-0	15(3.8)	1-3	.333	0-1	.000	2-2	1.000	0	2	2	0.5	3	0	0	0	2	1	4	1.0
TOTAL	4-0	15(3.8)	1-3	.333	0-1	.000	2-2	1.000	0	2	2	0.5	3	0	0	0	2	1	4	1.0

Season & Career Highs

Season Highs

Points 1 vs Colorado Christian, 11-7-22
 FG Made N/A
 3FG Made N/A
 FT Made 1 vs Colorado Christian, 11-7-22
 Rebounds N/A
 Assists N/A
 Blocks N/A
 Steals N/A
 Minutes 3.1 vs Colorado Christian, 11-7-22

Career Highs

Points 1 vs Colorado Christian, 11-7-22
 FG Made N/A
 3FG Made N/A
 FT Made 1 vs Colorado Christian, 11-7-22
 Rebounds N/A
 Assists N/A
 Blocks N/A
 Steals N/A
 Minutes 3.1 vs Colorado Christian, 11-7-22

Double-Figure Scoring Games

Season 0
 Career 0

Double-Figure Rebounding Games

Season 0
 Career 0

Twenty-Point Scoring Games

Season 0
 Career 0

Double-Double Games

Season 0
 Career 0

Wyoming Career Statistics

Season	gp-gs	min/avg	fg-fga	pct	3fg-fga	pct	ft-fa	pct	off	def	tot	avg	pf	fo	ast	to	blk	stl	pts	avg
2022-23	1-0	3(3.0)	0-0	.000	0-0	.000	1-2	.500	0	0	0	0.0	0	0	0	0	0	0	1	1.0
TOTAL	1-0	3(3.0)	0-0	.000	0-0	.000	1-2	.500	0	0	0	0.0	0	0	0	0	0	0	1	1.0



#23 Max Agbonkpolo
 Junior □ Guard/Forward □ 6-9 □ 196
 Laguna Niguel, Calif (USC)

2022-23 Averages

PTS	REB	AST	FG%	3FG%	FT%	MIN
8.8	3.3	1.0	.420	.333	.818	19.5

Notable

- Matched a Wyoming career-high of 16 points against Santa Clara, which included a pair of 3-pointers and a trio of assists.
- Tallied 10 points off the bench against No. 22 New Mexico

2022-23 Game-by-Game Statistics

Opponent	Date	gp	min	Total		3-Pointers		Free throws		Rebounds					pts	avg					
				fg-fga	pct	3fg-fga	pct	ft-fta	pct	off	def	tot	avg	pf			a	to	blk	stl	
COLO. CHRISTIAN	11/07/22	*	20	7-14	.500	2-6	.333	0-0	.000	1	5	6	6.0	1	1	3	0	2	16	8.0	
NICHOLLS	11/10/22	*	26	3-7	.429	1-4	.250	4-4	1.000	4	4	8	7.0	3	1	7	1	1	11	13.5	
SOUTHEASTERN LA.	11/13/22	*	25	3-12	.250	2-9	.222	2-3	.667	0	1	1	5.0	1	2	0	1	10	12.3		
vs Howard	11/18/22	*	12	3-5	.600	2-2	1.000	1-2	.500	0	1	1	4.0	0	0	1	0	1	9	11.5	
vs Drake	11/20/22	*	8	1-5	.200	0-2	.000	0-0	.000	0	1	1	3.4	0	0	0	1	0	2	9.6	
vs SANTA CLARA	11/30/22	*	29	7-10	.700	2-4	.500	0-0	.000	1	5	6	3.8	4	3	1	0	1	16	10.7	
GRAND CANYON	12/03/22	*	28	2-8	.250	1-4	.250	0-0	.000	1	5	6	4.1	1	2	1	1	5	9.9		
vs Saint Mary's (CA)	12/21/22	*	12	0-2	.000	0-1	.000	0-0	.000	0	0	0	3.6	0	1	0	0	0	0	8.8	
NEW MEXICO	12/31/22	*	16	3-6	.500	2-4	.500	2-2	1.000	0	1	1	3.3	1	1	3	2	0	10	8.8	
Totals			3	176	29-69	.420	12-36	.333	9-11	.818	7	23	30	3.3	11	9	19	5	7	79	8.8

Games played: 9
 Minutes/game: 19.6
 Points/game: 8.8
 FG Pct: 42.0
 3FG Pct: 33.3
 FT Pct: 81.8

Rebounds/game: 3.3
 Assists/game: 1.0
 Turnovers/game: 2.1
 Assist/turnover ratio: 0.5
 Steals/game: 0.8
 Blocks/game: 0.6

Season & Career Highs

- Season Highs**
 Points 16 twice, last vs Santa Clara, 11-30-22
 FG Made 7 twice, last vs Santa Clara, 11-30-22
 3FG Made 2 five times, last vs New Mexico, 12-31-22
 FT Made 4 vs Nicholls, 11-10-22
 Rebounds 8 vs Nicholls, 11-10-22
 Assists 3 vs Santa Clara, 11-30-22
 Blocks 2 vs New Mexico, 12-31-22
 Steals 2 vs Colorado Christian, 11-7-22
 Minutes 29 vs Santa Clara, 11-30-22

- Career Highs**
 Points 17 vs Dixie State, 11-23-21
 FG Made 7 twice, last vs Santa Clara, 11-30-22
 3FG Made 3 twice, last vs Dixie State, 11-23-21
 FT Made 5 vs Colorado, 1-21-22
 Rebounds 8 vs Nicholls, 11-10-22
 Assists 5 vs Eastern Kentucky, 12-8-21
 Blocks 2 four times, last vs New Mexico, 12-31-22
 Steals 4 vs Florida Gulf Coast, 11-17-21
 Minutes 41 vs Oregon State, 2-25-22

Double-Figure Scoring Games
 Season 5
 Career 16

Double-Figure Rebounding Games
 Season 0
 Career 0

Twenty-Point Scoring Games
 Season 0
 Career 0

Double-Double Games
 Season 0
 Career 0

Wyoming Career Statistics

Season	gp-gs	min/avg	fg-fga	pct	fg-fga	pct	ft-fta	pct	off	def	tot	avg	pf	fo	ast	to	blk	stl	pts	avg
2022-23	9-3	176/19.6	29-69	.420	12-36	.333	9-11	.818	7	23	30	3.3	11	0	9	19	5	7	79	8.8
TOTAL	9-3	176/19.6	29-69	.420	12-36	.333	9-11	.818	7	23	30	3.3	11	0	9	19	5	7	79	8.8



#20 Ethan Anderson
 Junior □ Guard □ 6-1 □ 208
 Los Angeles, Calif. (USC)

2022-23 Averages

PTS	REB	AST	FG%	3FG%	FT%	MIN
7.1	4.4	3.2	.549	.308	.313	24.7

Notable

- Poured in a Wyoming career-high 17 points against No. 22 New Mexico
- Flirted with a triple-double (7 points, 6 rebounds, 8 assists) against

2022-23 Game-by-Game Statistics

Opponent	Date	gp	min	Total		3-Pointers		Free throws		Rebounds					pts	avg					
				fg-fga	pct	3fg-fga	pct	ft-fta	pct	off	def	tot	avg	pf			a	to	blk	stl	
COLO. CHRISTIAN	11/07/22	*	23	3-5	.600	0-2	.000	1-3	.333	0	6	6	6.0	2	8	1	1	0	7	7.0	
NICHOLLS	11/10/22	*	17	2-4	.500	0-0	.000	4-10	.400	3	1	4	5.0	3	1	2	0	2	8	7.5	
SOUTHEASTERN LA.	11/13/22	*	21	3-4	.750	1-2	.500	0-0	.000	2	2	4	4.7	3	2	1	1	1	7	7.3	
vs Howard	11/18/22	*	30	5-7	.714	0-1	.000	1-2	.500	0	4	4	4.5	2	3	0	0	11	8.3		
vs Drake	11/20/22	*	34	3-6	.500	0-0	.000	2-6	.333	1	4	5	4.6	3	3	5	0	1	8	8.2	
vs Boston College	11/21/22	*	30	5-13	.385	1-2	.500	0-2	.000	1	4	5	4.7	3	2	3	1	0	11	8.7	
vs SANTA CLARA	11/30/22	*	28	2-4	.500	0-0	.000	0-0	.000	0	2	2	4.3	1	7	1	0	0	4	8.0	
GRAND CANYON	12/03/22	*	18	4-7	.571	0-2	.000	0-0	.000	1	0	1	3.9	1	3	0	2	8	8.0		
LOUISIANA TECH	12/10/22	*	14	1-2	.500	1-1	1.000	0-0	.000	0	2	2	3.7	1	5	0	0	0	3	7.4	
vs Dayton	12/17/22	*	5	0-1	.000	0-1	.000	0-0	.000	0	1	1	3.4	1	0	2	0	0	0	6.7	
vs Saint Mary's (CA)	12/21/22	*	30	3-6	.500	0-1	.000	0-0	.000	0	8	8	3.8	1	1	2	0	0	6	6.6	
at Fresno St.	12/28/22	*	35	1-2	.500	0-0	.000	0-3	.000	1	8	9	4.3	1	2	2	0	0	2	6.3	
NEW MEXICO	12/31/22	*	36	7-10	.700	1-1	1.000	2-6	.333	2	4	6	4.4	4	5	2	0	0	17	7.1	
Totals			11	321	39-71	.549	4-13	.308	10-32	.313	11	46	57	4.4	26	42	27	3	6	92	7.1

Games played: 13
 Minutes/game: 24.7
 Points/game: 7.1
 FG Pct: 54.9
 3FG Pct: 30.8
 FT Pct: 31.3

Rebounds/game: 4.4
 Assists/game: 3.2
 Turnovers/game: 2.1
 Assist/turnover ratio: 1.6
 Steals/game: 0.5
 Blocks/game: 0.2

Season & Career Highs

- Season Highs**
 Points 17 vs New Mexico, 12-31-22
 FG Made 7 vs New Mexico, 12-31-22
 3FG Made 1 four times, last vs New Mexico, 12-31-22
 FT Made 4 vs Nicholls, 11-10-22
 Rebounds 9 at Fresno State, 12-28-22
 Assists 8 vs Colorado Christian, 11-7-22
 Blocks 1 three times, last vs Boston College, 11-21-22
 Steals 2 twice, last vs Grand Canyon, 12-3-22
 Minutes 36 vs New Mexico, 12-31-22

- Career Highs**
 Points 19 vs UCLA, 2-6-21
 FG Made 7 vs New Mexico, 12-31-22
 3FG Made 5 vs UCLA, 2-6-21
 FT Made 4, three times, last vs Nicholls, 11-10-22
 Rebounds 9 at Fresno State, 12-28-22
 Assists 12 vs Long Beach State, 12-15-19
 Blocks 2, twice, last vs UCLA, 2-13-22
 Steals 5 vs Oregon State, 2-25-22
 Minutes 42 vs Oregon, 1-23-20

Double-Figure Scoring Games
 Season 3
 Career 20

Double-Figure Rebounding Games
 Season 0
 Career 0

Twenty-Point Scoring Games
 Season 0
 Career 0

Double-Double Games
 Season 0
 Career 0

Wyoming Career Statistics

Season	gp-gs	min/avg	fg-fga	pct	fg-fga	pct	ft-fta	pct	off	def	tot	avg	pf	fo	ast	to	blk	stl	pts	avg
2022-23	13-11	321/24.7	39-71	.549	4-13	.308	10-32	.313	11	46	57	4.4	26	0	42	27	3	6	92	7.1
TOTAL	13-11	321/24.7	39-71	.549	4-13	.308	10-32	.313	11	46	57	4.4	26	0	42	27	3	6	92	7.1



#13 Jake Kyman
 Junior Guard/Forward 6-7 213
 Aliso Viejo, Calif. (UCLA)

2022-23 Averages

PTS	REB	AST	FG%	3FG%	FT%	MIN
5.5	1.7	0.8	.410	.310	1.000	13.3

Notable

- Boasted a Wyoming career-high 16 points against Grand Canyon
- Connected on a season-best three 3-pointers against Nicholls
- Played in UCLA's NCAA Tourney run to a Final Four in 2021

2022-23 Game-by-Game Statistics

Opponent	Date	gs	min	fg-fga	pct	3fg-fga	pct	ft-fa	pct	off	def	tot	avg	pf	a	to	blk	stl	pts	avg
COLO. CHRISTIAN	11/07/22	19	4-11	364	2-7	286	0-0	.000	1	0	1	1.0	1	2	0	0	1	10	10.0	
NICHOLLS	11/10/22	13	3-7	429	3-7	429	0-0	.000	0	1	1	1.0	1	0	1	0	0	9	9.5	
SOUTHEASTERN LA.	11/18/22	8	0-2	000	0-2	000	0-0	.000	0	0	0	0.7	0	2	0	0	0	0	0	6.3
vs Howard	11/18/22	13	3-4	750	1-2	500	2-2	1.000	0	2	2	1.0	1	1	0	0	0	0	9	7.0
vs Drake	11/20/22	17	3-4	750	0-1	000	1-1	1.000	0	3	3	1.4	0	1	1	0	1	7	7.0	
vs Boston College	11/21/22	9	1-4	250	1-3	333	0-0	.000	0	1	1	1.3	0	2	0	1	3	6.3		
vs SANTA CLARA	11/30/22	7	1-1	1000	1-1	1000	0-0	.000	0	1	1	1.3	0	2	0	0	2	3	5.9	
GRAND CANYON	12/03/22	30	5-13	385	4-9	444	2-2	1.000	2	4	6	1.9	1	1	1	0	0	16	7.1	
TEX. A&M-COMMERCE	12/06/22	11	1-4	250	0-3	000	1-1	1.000	0	1	1	1.8	0	2	1	0	1	3	6.7	
vs Dayton	12/17/22	2	0-1	000	0-1	000	0-0	.000	0	0	0	1.6	0	1	0	0	0	0	6.0	
vs Saint Mary's (CA)	12/21/22	10	0-1	000	0-1	000	2-2	1.000	0	0	0	1.5	0	0	1	0	0	2	5.6	
at Fresno St.	12/28/22	25	4-8	500	1-5	200	0-0	.000	0	4	4	1.7	1	0	1	0	1	9	5.9	
NEW MEXICO	12/31/22	11	0-1	000	0-0	000	0-0	.000	0	2	2	1.7	1	0	1	0	0	0	5.5	
Totals		1	175	25-61	410	13-42	310	8-8	1.000	3	19	22	1.7	6	11	10	1	7	71	5.5

Games played: 13
 Minutes/game: 13.5
 Points/game: 5.5
 FG Pct: 41.0
 3FG Pct: 31.0
 FT Pct: 100.0

Rebounds/game: 1.7
 Assists/game: 0.8
 Turnovers/game: 0.8
 Assist/turnover ratio: 1.1
 Steals/game: 0.5
 Blocks/game: 0.1

Season & Career Highs

- Season Highs**
- Points: 16 vs Grand Canyon, 12-3-22
 - FG Made: 5 vs Grand Canyon, 12-3-22
 - 3FG Made: 4 vs Grand Canyon, 12-3-33
 - FT Made: 2 twice, last vs Grand Canyon, 12-3-22
 - Rebounds: 6 vs Grand Canyon, 12-3-22
 - Assists: 2 four times, last vs Texas A&M-Commerce, 12-6-22
 - Blocks: 1 vs New Mexico, 12-31-22
 - Steals: 2 vs Santa Clara, 11-30-22
 - Minutes: 29 vs Grand Canyon, 12-3-22

- Career Highs**
- Points: 21 Twice, last vs Arizona State, 2-27-20
 - FG Made: 5 vs Grand Canyon, 12-3-22
 - 3FG Made: 7 vs Washington, 1-2-20
 - FT Made: 2 twice, last vs Grand Canyon, 12-3-22
 - Rebounds: 6 vs Arizona State, 2-27-20
 - Assists: 3 vs Washington State, 1-14-21
 - Blocks: 1 five times, last vs New Mexico, 12-31-22
 - Steals: 3, three times, last vs California, 1-28-22
 - Minutes: 29 twice, last vs Grand Canyon, 12-3-22

Double-Figure Scoring Games
 Season: 2
 Career: 9


Double-Figure Rebounding Games
 Season: 0
 Career: 0

Twenty-Point Scoring Games
 Season: 0
 Career: 3

Double-Double Games
 Season: 0
 Career: 0

Wyoming Career Statistics

Season	gp-gs	min/avg	fg-fga	pct	3fg-fga	pct	ft-fa	pct	off	def	tot	avg	pf	fo	ast	to	blk	stl	pts	avg
2022-23	13-1	175/13.5	25-61	.410	13-42	.310	8-8	1.000	3	19	22	1.7	6	0	11	10	1	7	71	5.5
TOTAL	13-1	175/13.5	25-61	.410	13-42	.310	8-8	1.000	3	19	22	1.7	6	0	11	10	1	7	71	5.5



#44 Caden Powell
 Freshman Forward 6-10 206
 Waco, Texas. (Midway HS)

2022-23 Averages

PTS	REB	AST	FG%	3FG%	FT%	MIN
1.3	1.3	0.2	.500	---	.556	6.3

Notable

- Recorded six points in his collegiate debut against Colorado Christian
- One of two Texans on the roster

2022-23 Game-by-Game Statistics

Opponent	Date	gs	min	fg-fga	pct	3fg-fga	pct	ft-fa	pct	off	def	tot	avg	pf	a	to	blk	stl	pts	avg
COLO. CHRISTIAN	11/07/22	13	2-2	1000	0-0	.000	2-5	.400	2	2	4	4.0	1	0	3	1	1	6	6.0	
NICHOLLS	11/10/22	9	1-1	1000	0-0	.000	0-0	.000	0	0	0	2.0	1	0	1	0	0	2	4.0	
SOUTHEASTERN LA.	11/18/22	7	0-1	000	0-0	.000	0-0	.000	3	1	4	2.7	0	0	0	0	0	0	0	2.7
vs Howard	11/18/22	5	0-0	000	0-0	.000	0-0	.000	0	0	0	2.0	0	0	0	0	0	1	0	2.0
vs Drake	11/20/22	1	0-0	000	0-0	.000	1	1	1.0	1	1.8	0	0	0	0	0	0	0	1.6	
vs SANTA CLARA	11/30/22	11	0-1	000	0-0	.000	1-2	.500	1	1	2	1.8	4	1	1	0	0	1	1.5	
GRAND CANYON	12/03/22	5	0-2	000	0-0	.000	0-0	.000	1	0	1	1.7	2	0	0	0	0	0	1.3	
TEX. A&M-COMMERCE	12/06/22	2	1-1	1000	0-0	.000	0-0	.000	1	0	1	1.6	1	0	1	0	0	2	1.4	
vs Dayton	12/17/22	2	0-1	000	0-0	.000	0-0	.000	0	0	0	1.4	2	0	0	0	0	0	1.2	
vs Saint Mary's (CA)	12/21/22	12	1-1	1000	0-0	.000	0-0	.000	1	1	2	1.5	5	1	3	0	0	1.3		
at Fresno St.	12/28/22	4	0-0	000	0-0	.000	0-0	.000	0	0	1	1.5	0	0	0	0	0	0	1.2	
NEW MEXICO	12/31/22	4	0-0	000	0-0	.000	2-2	1.000	0	0	0	1.3	0	0	1	0	0	2	1.3	
Totals		0	75	5-10	500	0-0	.000	5-9	.556	10	6	16	1.3	16	2	10	2	1	15	1.3

Games played: 12
 Minutes/game: 6.3
 Points/game: 1.3
 FG Pct: 50.0
 FT Pct: 55.6

Rebounds/game: 1.3
 Assists/game: 0.2
 Turnovers/game: 0.8
 Assist/turnover ratio: 0.2
 Steals/game: 0.1
 Blocks/game: 0.2

Season & Career Highs

- Season Highs**
- Points: 6 vs Colorado Christian, 11-7-22
 - FG Made: 2 vs Colorado Christian, 11-7-22
 - 3FG Made: N/A
 - FT Made: 2 twice, last vs New Mexico, 12-31-22
 - Rebounds: 4 twice, last vs Southeastern Louisiana, 11-13-22
 - Assists: 1 twice, last vs St. Mary's, 12-21-22
 - Blocks: 1 twice, last vs Howard, 11-18-22
 - Steals: 1 vs Colorado Christian, 11-7-22
 - Minutes: 13.4 vs Colorado Christian, 11-7-22

- Career Highs**
- Points: 6 vs Colorado Christian, 11-7-22
 - FG Made: 2 vs Colorado Christian, 11-7-22
 - 3FG Made: N/A
 - FT Made: 2 twice, last vs New Mexico, 12-31-22
 - Rebounds: 4 twice, last vs Southeastern Louisiana, 11-13-22
 - Assists: 1 vs Santa Clara, 11-30-22
 - Blocks: 1 vs Colorado Christian, 11-7-22
 - Steals: 1 vs Colorado Christian, 11-7-22
 - Minutes: 13.4 vs Colorado Christian, 11-7-22

Double-Figure Scoring Games
 Season: 0
 Career: 0

Double-Figure Rebounding Games
 Season: 0
 Career: 0

Twenty-Point Scoring Games
 Season: 0
 Career: 0

Double-Double Games
 Season: 0
 Career: 0

Wyoming Career Statistics

Season	gp-gs	min/avg	fg-fga	pct	3fg-fga	pct	ft-fa	pct	off	def	tot	avg	pf	fo	ast	to	blk	stl	pts	avg
2022-23	12-0	75/6.3	5-10	.500	0-0	.000	5-9	.556	10	6	16	1.3	16	1	2	10	2	1	15	1.3
TOTAL	12-0	75/6.3	5-10	.500	0-0	.000	5-9	.556	10	6	16	1.3	16	1	2	10	2	1	15	1.3

**#0 Nathaniel Talich**

Freshman □ Guard □ 6-4 □ 191
Cheyenne, Wyo. (Cheyenne Central HS)

2022-23 Averages

PTS	REB	AST	FG%	3FG%	FT%	MIN
---	---	---	---	---	---	---

Notable

- All-State selection in the State of Wyoming
- One of two Wyoming natives on roster

2022-23 Game-by-Game Statistics**Season & Career Highs****Season Highs**

Points N/A
FG Made N/A
3FG Made N/A
FT Made N/A
Rebounds N/A
Assists N/A
Blocks N/A
Steals N/A
Minutes N/A

Career Highs

Points N/A
FG Made N/A
3FG Made N/A
FT Made N/A
Rebounds N/A
Assists N/A
Blocks N/A
Steals N/A
Minutes N/A

Double-Figure Scoring Games

Season 0
Career 0

Twenty-Point Scoring Games

Season 0
Career 0

Wyoming Career Statistics

Wyoming Cowboys

RECORD:	OVERALL	HOME	AWAY	NEUTRAL
ALL GAMES	5-9	4-3	0-1	1-5
CONFERENCE	0-2	0-1	0-1	0-0
NON-CONFERENCE	5-7	4-2	0-0	1-5

#	Player	gp-gs	min	avg	Total		3-Point		F-Throw		Rebounds				pf	dq	a	to	blk	stl	pts	avg
					fg-fga	fg%	3fg-fga	3fg%	ft-fa	ft%	off	def	tot	avg								
21	Noah Reynolds	13-4	287	22.1	71-131	.542	16-41	.390	28-42	.667	5	24	29	2.2	17	1	23	29	2	4	186	14.3
24	Hunter Maldonado	13-13	402	30.9	51-116	.440	8-28	.286	52-68	.765	10	49	59	4.5	38	3	44	34	1	17	162	12.5
23	Max Agbonkpolo	9-3	176	19.6	29-69	.420	12-36	.333	9-11	.818	7	23	30	3.3	11	0	9	19	5	7	79	8.8
01	Brendan Wenzel	12-11	327	27.3	26-64	.406	22-51	.431	21-26	.808	14	34	48	4.0	14	0	8	10	1	4	95	7.9
10	Hunter Thompson	13-13	395	30.4	28-75	.373	21-65	.323	16-21	.762	18	48	66	5.1	27	0	13	5	6	7	93	7.2
20	Ethan Anderson	13-11	321	24.7	39-71	.549	4-13	.308	10-32	.313	11	46	57	4.4	26	0	42	27	3	6	92	7.1
25	Jeremiah Oden	13-4	214	16.5	30-70	.429	10-31	.323	13-18	.722	6	26	32	2.5	13	0	8	11	3	4	83	6.4
22	Kenny Foster	10-3	180	18.0	21-35	.600	5-14	.357	12-16	.750	6	18	24	2.4	15	1	2	4	1	3	59	5.9
13	Jake Kyman	13-1	175	13.5	25-61	.410	13-42	.310	8-8	1.000	3	19	22	1.7	6	0	11	10	1	7	71	5.5
53	Xavier DuSell	14-7	255	18.2	17-57	.298	14-46	.304	4-7	.571	4	26	30	2.1	20	0	6	3	2	9	52	3.7
44	Caden Powell	12-0	75	6.3	5-10	.500	0-0	.000	5-9	.556	10	6	16	1.3	16	1	2	10	2	1	15	1.3
15	Nate Barnhart	4-0	15	3.8	1-3	.333	0-1	.000	2-2	1.000	0	2	2	0.5	3	0	0	0	2	1	4	1.0
31	Cort Roberson	1-0	3	3.0	0-0	.000	0-0	.000	1-2	.500	0	0	0	0.0	0	0	0	0	0	0	1	1.0
Team											23	30	53				5					
Total.....		14	2825		343-762	.450	125-368	.340	181-262	.691	117	351	468	33.4	206	6	168	167	29	70	992	70.9
Opponents.....		14	2825		355-798	.445	109-322	.339	147-192	.766	118	339	457	32.6	252	-	161	169	48	84	966	69.0

TEAM STATISTICS	WYO	OPP	Date	Opponent	Score	Att.
SCORING	992	966	11/07/22	COLO. CHRISTIAN	W 102-69	4464
Points per game	70.9	69.0	11/10/22	NICHOLLS	W 79-68	4498
Scoring margin	+1.9	-	11/13/22	SOUTHEASTERN LA.	L 72-76	0
FIELD GOALS-ATT	343-762	355-798	11/18/22	vs Howard	W 78-71	1524
Field goal pct	.450	.445	11/20/22	vs Drake	L 56-61	0
3 POINT FG-ATT	125-368	109-322	11/21/22	vs Boston College	L 48-59	0
3-point FG pct	.340	.339	11/30/22	vs SANTA CLARA	Lot 85-89	0
3-pt FG made per game	8.9	7.8	12/03/22	GRAND CANYON	L 58-66	4472
FREE THROWS-ATT	181-262	147-192	12/06/22	TEX. A&M-COMMERCE	W 91-76	3953
Free throw pct	.691	.766	12/10/22	LOUISIANA TECH	W 92-65	4604
F-Throws made per game	12.9	10.5	12/17/22	vs Dayton	L 49-66	0
REBOUNDS	468	457	12/21/22	vs Saint Mary's (CA)	L 54-66	2870
Rebounds per game	33.4	32.6	* 12/28/22	at Fresno St.	L 53-58	4165
Rebounding margin	+0.8	-	* 12/31/22	NEW MEXICO	L 75-76	4823
ASSISTS	168	161				
Assists per game	12.0	11.5				
TURNOVERS	167	169				
Turnovers per game	11.9	12.1				
Turnover margin	+0.1	-				
Assist/turnover ratio	1.0	1.0				
STEALS	70	84				
Steals per game	5.0	6.0				
BLOCKS	29	48				
Blocks per game	2.1	3.4				
ATTENDANCE	26814	8559				
Home games-Avg/Game	7-3831	1-4165				
Neutral site-Avg/Game	-	6-732				

* - Conference game

Score by Periods	1st	2nd	OT	Totals
Wyoming Cowboys	459	525	8	992
Opponents	471	483	12	966

Wyoming Cowboys

SEASON STATISTICS

CAREER STATISTICS

SUMMARY

	gp-gs	min/g	fg%	3fg%	ft%	r/g	a/g	stl	blk	pts/g	gp-gs	min/g	fg%	3fg%	ft%	r/g	a/g	stl	blk	pts/g
Noah Reynolds	13-4	22.1	.542	.390	.667	2.2	1.8	4	2	14.3	36-4	15.2	.489	.400	.631	1.5	1.1	9	6	7.0
Hunter Maldonado	13-13	30.9	.440	.286	.765	4.5	3.4	17	1	12.5	141-128	32.4	.441	.273	.711	5.2	4.0	165	40	13.3
Max Agbonkpolo	9-3	19.6	.420	.333	.818	3.3	1.0	7	5	8.8	9-3	19.6	.420	.333	.818	3.3	1.0	7	5	8.8
Brendan Wenzel	12-11	27.3	.406	.431	.808	4.0	0.7	4	1	7.9	46-25	24.0	.405	.382	.791	3.2	0.5	16	3	5.9
Hunter Thompson	13-13	30.4	.373	.323	.762	5.1	1.0	7	6	7.2	124-79	22.5	.409	.353	.717	3.2	0.7	33	47	6.5
Ethan Anderson	13-11	24.7	.549	.308	.313	4.4	3.2	6	3	7.1	13-11	24.7	.549	.308	.313	4.4	3.2	6	3	7.1
Jeremiah Oden	13-4	16.5	.429	.323	.722	2.5	0.6	4	3	6.4	70-47	20.5	.471	.297	.761	3.5	0.5	24	37	6.3
Kenny Foster	10-3	18.0	.600	.357	.750	2.4	0.2	3	1	5.9	68-21	19.9	.407	.309	.727	2.7	0.9	26	11	5.6
Jake Kyman	13-1	13.5	.410	.310	1.000	1.7	0.8	7	1	5.5	13-1	13.5	.410	.310	1.000	1.7	0.8	7	1	5.5
Xavier DuSell	14-7	18.2	.298	.304	.571	2.1	0.4	9	2	3.7	69-38	24.6	.402	.372	.716	2.1	0.8	32	5	7.5
Caden Powell	12-0	6.3	.500	.000	.556	1.3	0.2	1	2	1.3	12-0	6.3	.500	.000	.556	1.3	0.2	1	2	1.3
Cort Roberson	1-0	3.0	.000	.000	.500	0.0	0.0	0	0	1.0	1-0	3.0	.000	.000	.500	0.0	0.0	0	0	1.0
Nate Barnhart	4-0	3.8	.333	.000	1.000	0.5	0.0	1	2	1.0	4-0	3.8	.333	.000	1.000	0.5	0.0	1	2	1.0

SCORING

	fg-fga	fg%	3fg-fga	3fg%	ft-fta	ft%	pts	pts/g	fg-fga	fg%	3fg-fga	3fg%	ft-fta	ft%	pts	pts/g
Noah Reynolds	71-131	.542	16-41	.390	28-42	.667	186	14.3	93-190	.489	26-65	.400	41-65	.631	253	7.0
Hunter Maldonado	51-116	.440	8-28	.286	52-68	.765	162	12.5	642-1455	.441	106-388	.273	479-674	.711	1869	13.3
Max Agbonkpolo	29-69	.420	12-36	.333	9-11	.818	79	8.8	29-69	.420	12-36	.333	9-11	.818	79	8.8
Brendan Wenzel	26-64	.406	22-51	.431	21-26	.808	95	7.9	79-195	.405	60-157	.382	53-67	.791	271	5.9
Hunter Thompson	28-75	.373	21-65	.323	16-21	.762	93	7.2	267-653	.409	159-451	.353	109-152	.717	802	6.5
Ethan Anderson	39-71	.549	4-13	.308	10-32	.313	92	7.1	39-71	.549	4-13	.308	10-32	.313	92	7.1
Jeremiah Oden	30-70	.429	10-31	.323	13-18	.722	83	6.4	163-346	.471	43-145	.297	70-92	.761	439	6.3
Kenny Foster	21-35	.600	5-14	.357	12-16	.750	59	5.9	132-324	.407	54-175	.309	64-88	.727	382	5.6
Jake Kyman	25-61	.410	13-42	.310	8-8	1.000	71	5.5	25-61	.410	13-42	.310	8-8	1.000	71	5.5
Xavier DuSell	17-57	.298	14-46	.304	4-7	.571	52	3.7	173-430	.402	125-336	.372	48-67	.716	519	7.5
Caden Powell	5-10	.500	0-0	.000	5-9	.556	15	1.3	5-10	.500	0-0	.000	5-9	.556	15	1.3
Cort Roberson	0-0	.000	0-0	.000	1-2	.500	1	1.0	0-0	.000	0-0	.000	1-2	.500	1	1.0
Nate Barnhart	1-3	.333	0-1	.000	2-2	1.000	4	1.0	1-3	.333	0-1	.000	2-2	1.000	4	1.0

TOTALS

	o-reb	d-reb	t-reb	pf	fo	ast	to	a/to	o-reb	d-reb	t-reb	pf	fo	ast	to	a/to
Noah Reynolds	5	24	29	17	1	23	29	0.8	6	47	53	44	2	40	45	0.9
Hunter Maldonado	10	49	59	38	3	44	34	1.3	124	603	727	385	12	557	366	1.5
Max Agbonkpolo	7	23	30	11	0	9	19	0.5	7	23	30	11	0	9	19	0.5
Brendan Wenzel	14	34	48	14	0	8	10	0.8	39	106	145	64	0	25	35	0.7
Hunter Thompson	18	48	66	27	0	13	5	2.6	73	319	392	314	14	88	113	0.8
Ethan Anderson	11	46	57	26	0	42	27	1.6	11	46	57	26	0	42	27	1.6
Jeremiah Oden	6	26	32	13	0	8	11	0.7	63	185	248	111	0	32	57	0.6
Kenny Foster	6	18	24	15	1	2	4	0.5	33	150	183	102	3	59	47	1.3
Jake Kyman	3	19	22	6	0	11	10	1.1	3	19	22	6	0	11	10	1.1
Xavier DuSell	4	26	30	20	0	6	3	2.0	13	135	148	160	2	58	51	1.1
Caden Powell	10	6	16	16	1	2	10	0.2	10	6	16	16	1	2	10	0.2
Cort Roberson	0	0	0	0	0	0	0	0.0	0	0	0	0	0	0	0	0.0
Nate Barnhart	0	2	2	3	0	0	0	0.0	0	2	2	3	0	0	0	0.0

Wyoming Cowboys

SUMMARY	Overall Statistics										Conference Statistics									
	gp-gs	min/g	fg%	3fg%	ft%	r/g	a/g	stl	blk	pts/g	gp-gs	min/g	fg%	3fg%	ft%	r/g	a/g	stl	blk	pts/g
Noah Reynolds	13-4	22.1	.542	.390	.667	2.2	1.8	4	2	14.3	2-2	20.5	.526	.286	.333	1.5	0.5	0	0	12.0
Hunter Maldonado	13-13	30.9	.440	.286	.765	4.5	3.4	17	1	12.5	2-2	33.0	.526	.500	.857	6.5	2.0	1	1	14.0
Max Agbonkpolo	9-3	19.6	.420	.333	.818	3.3	1.0	7	5	8.8	1-0	16.0	.500	.500	1.000	1.0	1.0	0	2	10.0
Brendan Wenzel	12-11	27.3	.406	.431	.808	4.0	0.7	4	1	7.9	2-2	22.5	.143	.200	1.000	2.0	1.0	1	1	2.5
Hunter Thompson	13-13	30.4	.373	.323	.762	5.1	1.0	7	6	7.2	1-1	31.0	.500	.500	1.000	7.0	0.0	1	0	8.0
Ethan Anderson	13-11	24.7	.549	.308	.313	4.4	3.2	6	3	7.1	2-2	35.5	.667	1.000	.222	7.5	3.5	0	0	9.5
Jeremiah Oden	13-4	16.5	.429	.323	.722	2.5	0.6	4	3	6.4	2-1	23.0	.385	.333	.500	3.0	1.0	1	0	6.5
Kenny Foster	10-3	18.0	.600	.357	.750	2.4	0.2	3	1	5.9										
Jake Kyman	13-1	13.5	.410	.310	1.000	1.7	0.8	7	1	5.5	2-0	18.0	.444	.200	.000	3.0	0.0	1	1	4.5
Xavier DuSell	14-7	18.2	.298	.304	.571	2.1	0.4	9	2	3.7	2-0	20.0	.300	.286	.667	3.5	0.0	1	1	5.0
Caden Powell	12-0	6.3	.500	.000	.556	1.3	0.2	1	2	1.3	2-0	4.0	.000	.000	1.000	0.5	0.0	0	0	1.0
Nate Barnhart	4-0	3.8	.333	.000	1.000	0.5	0.0	1	2	1.0										
Cort Roberson	1-0	3.0	.000	.000	.500	0.0	0.0	0	0	1.0										
Totals	14		.450	.340	.691	33.4	12.0	70	29	70.9	2		.465	.349	.600	34.0	8.5	6	6	64.0
Opponent	14		.445	.339	.766	32.6	11.5	84	48	69.0	2		.405	.288	.724	35.0	12.0	18	7	67.0

SCORING	Overall Statistics								Conference Statistics							
	fg-fga	fg%	3fg-fga	3fg%	ft-fa	ft%	pts	pts/g	fg-fga	fg%	3fg-fga	3fg%	ft-fa	ft%	pts	pts/g
Noah Reynolds	71-131	.542	16-41	.390	28-42	.667	186	14.3	10-19	.526	2-7	.286	2-6	.333	24	12.0
Hunter Maldonado	51-116	.440	8-28	.286	52-68	.765	162	12.5	10-19	.526	2-4	.500	6-7	.857	28	14.0
Max Agbonkpolo	29-69	.420	12-36	.333	9-11	.818	79	8.8	3-6	.500	2-4	.500	2-2	1.000	10	10.0
Brendan Wenzel	26-64	.406	22-51	.431	21-26	.808	95	7.9	1-7	.143	1-5	.200	2-2	1.000	5	2.5
Hunter Thompson	28-75	.373	21-65	.323	16-21	.762	93	7.2	2-4	.500	2-4	.500	2-2	1.000	8	8.0
Ethan Anderson	39-71	.549	4-13	.308	10-32	.313	92	7.1	8-12	.667	1-1	1.000	2-9	.222	19	9.5
Jeremiah Oden	30-70	.429	10-31	.323	13-18	.722	83	6.4	5-13	.385	2-6	.333	1-2	.500	13	6.5
Kenny Foster	21-35	.600	5-14	.357	12-16	.750	59	5.9								
Jake Kyman	25-61	.410	13-42	.310	8-8	1.000	71	5.5	4-9	.444	1-5	.200	0-0	.000	9	4.5
Xavier DuSell	17-57	.298	14-46	.304	4-7	.571	52	3.7	3-10	.300	2-7	.286	2-3	.667	10	5.0
Caden Powell	5-10	.500	0-0	.000	5-9	.556	15	1.3	0-0	.000	0-0	.000	2-2	1.000	2	1.0
Nate Barnhart	1-3	.333	0-1	.000	2-2	1.000	4	1.0								
Cort Roberson	0-0	.000	0-0	.000	1-2	.500	1	1.0								
Totals	343-762	.450	125-368	.340	181-262	.691	992	70.9	46-99	.465	15-43	.349	21-35	.600	128	64.0
Opponent	355-798	.445	109-322	.339	147-192	.766	966	69.0	49-121	.405	15-52	.288	21-29	.724	134	67.0

TOTALS	Overall Statistics										Conference Statistics									
	o-reb	d-reb	total	pf	fo	a	to	a/to	hi	pts	o-reb	d-reb	total	pf	fo	a	to	a/to	hi	pts
Noah Reynolds	5	24	29	17	1	23	29	0.8	30		0	3	3	2	0	1	3	0.3	16	
Hunter Maldonado	10	49	59	38	3	44	34	1.3	28		3	10	13	8	1	4	5	0.8	15	
Max Agbonkpolo	7	23	30	11	0	9	19	0.5	16		0	1	1	1	0	1	3	0.3	10	
Brendan Wenzel	14	34	48	14	0	8	10	0.8	20		1	3	4	3	0	2	3	0.7	3	
Hunter Thompson	18	48	66	27	0	13	5	2.6	15		2	5	7	3	0	0	1	0.0	8	
Ethan Anderson	11	46	57	26	0	42	27	1.6	17		3	12	15	5	0	7	4	1.8	17	
Jeremiah Oden	6	26	32	13	0	8	11	0.7	17		0	6	6	1	0	2	2	1.0	13	
Kenny Foster	6	18	24	15	1	2	4	0.5	14											
Jake Kyman	3	19	22	6	0	11	10	1.1	16		0	6	6	2	0	0	2	0.0	9	
Xavier DuSell	4	26	30	20	0	6	3	2.0	13		2	5	7	4	0	0	0	0.0	7	
Caden Powell	10	6	16	16	1	2	10	0.2	6		0	1	1	0	0	0	1	0.0	2	
Nate Barnhart	0	2	2	3	0	0	0	0.0	2											
Cort Roberson	0	0	0	0	0	0	0	0.0	1											
Totals	117	351	468	206	6	168	167	1.0	102		12	56	68	29	1	17	24	0.7	75	
Opponent	118	339	457	252	-	161	169	1.0	89		20	50	70	32	-	24	17	1.4	76	

Wyoming Cowboys

# Games	Lineup Started	Lineup #	Forward	Forward	Guard	Guard	Guard	Record
1		1	Thompson	Oden	Maldonado	DuSell	Anderson	1-0
1		2	Thompson	Maldonado	Agbonkpolo	Reynolds	Anderson	1-0
2		3	Thompson	Oden	Maldonado	Wenzel	Anderson	1-1
2		4	Thompson	Maldonado	Wenzel	DuSell	Anderson	0-2
1		5	Thompson	Wenzel	DuSell	Agbonkpolo	Anderson	0-1
1		6	Thompson	Maldonado	Kyman	Agbonkpolo	Anderson	0-1
3		7	Thompson	Maldonado	Wenzel	Foster	DuSell	2-1
2		8	Thompson	Wenzel	Maldonado	Reynolds	Anderson	0-2
1		9	Oden	Maldonado	Wenzel	Reynolds	Anderson	0-1

Totals (14 games)

(The lineup numbers are by the order they first appeared during the season.)

5-9, 0-2 MW

Starting Lineup Game-by-Game

Date	Opponent	Lineup #	Forward	Forward	Guard	Guard	Guard	Record
11/7	Colorado Christian	1	Thompson	Oden	Maldonado	DuSell	Anderson	1-0
11/10	Nicholls	2	Thompson	Maldonado	Agbonkpolo	Reynolds	Anderson	2-0
11/13	Southeastern La.	3	Thompson	Oden	Maldonado	Wenzel	Anderson	2-1
11/18	Howard	3	Thompson	Oden	Maldonado	Wenzel	Anderson	3-1
11/20	Drake	4	Thompson	Maldonado	Wenzel	DuSell	Anderson	3-2
11/21	Boston College	4	Thompson	Maldonado	Wenzel	DuSell	Anderson	3-3
11/30	Santa Clara	5	Thompson	Wenzel	DuSell	Agbonkpolo	Anderson	3-4
12/3	Grand Canyon	6	Thompson	Maldonado	Kyman	Agbonkpolo	Anderson	3-5
12/6	TAMC	7	Thompson	Maldonado	Wenzel	Foster	DuSell	4-5
12/10	LA Tech	7	Thompson	Maldonado	Wenzel	Foster	DuSell	5-5
12/17	Dayton	7	Thompson	Maldonado	Wenzel	Foster	DuSell	5-6
12/21	Saint Mary's	8	Thompson	Wenzel	Maldonado	Reynolds	Anderson	5-7
12/28	at Fresno State	8	Thompson	Wenzel	Maldonado	Reynolds	Anderson	5-8
12/31	New Mexico	9	Oden	Maldonado	Wenzel	Reynolds	Anderson	5-9

Individual Category Leaders

Points	G	Pts	Pts/G
Noah Reynolds	13	186	14.3
Hunter Maldonado	13	162	12.5
Brendan Wenzel	12	95	7.9
Hunter Thompson	13	93	7.2
Ethan Anderson	13	92	7.1
Jeremiah Oden	13	83	6.4
Max Agbonkpolo	9	79	8.8
Jake Kyman	13	71	5.5
Kenny Foster	10	59	5.9
Xavier DuSell	14	52	3.7
Caden Powell	12	15	1.3
Nate Barnhart	4	4	1.0

Scoring Average	G	Pts	Avg/G
Noah Reynolds	13	186	14.3
Hunter Maldonado	13	162	12.5
Max Agbonkpolo	9	79	8.8
Brendan Wenzel	12	95	7.9
Hunter Thompson	13	93	7.2
Ethan Anderson	13	92	7.1
Jeremiah Oden	13	83	6.4
Kenny Foster	10	59	5.9
Jake Kyman	13	71	5.5
Xavier DuSell	14	52	3.7
Caden Powell	12	15	1.3
Cort Roberson	1	1	1.0
Nate Barnhart	4	4	1.0

Rebounds	G	Reb	Reb/G
Hunter Thompson	13	66	5.1
Hunter Maldonado	13	59	4.5
Ethan Anderson	13	57	4.4
Brendan Wenzel	12	48	4.0
Jeremiah Oden	13	32	2.5

Assists	G	No.	Ast/G
Hunter Maldonado	13	44	3.4
Ethan Anderson	13	42	3.2
Noah Reynolds	13	23	1.8
Hunter Thompson	13	13	1.0
Jake Kyman	13	11	0.8

FG Percentage	FG	Att	Pct
Kenny Foster	21	35	.600
Ethan Anderson	39	71	.549
Noah Reynolds	71	131	.542
Caden Powell	5	10	.500
Hunter Maldonado	51	116	.440
Jeremiah Oden	30	70	.429
Max Agbonkpolo	29	69	.420
Jake Kyman	25	61	.410
Brendan Wenzel	26	64	.406
Hunter Thompson	28	75	.373
Nate Barnhart	1	3	.333
Xavier DuSell	17	57	.298

Field Goal Attempts	G	Att	Att/G
Noah Reynolds	13	131	10.1
Hunter Maldonado	13	116	8.9
Hunter Thompson	13	75	5.8
Ethan Anderson	13	71	5.5
Jeremiah Oden	13	70	5.4

Rebound Average	G	Reb	Avg/G
Hunter Thompson	13	66	5.1
Hunter Maldonado	13	59	4.5
Ethan Anderson	13	57	4.4
Brendan Wenzel	12	48	4.0
Max Agbonkpolo	9	30	3.3

Steals	G	No.	Stl/G
Hunter Maldonado	13	17	1.3
Xavier DuSell	14	9	0.6
Jake Kyman	13	7	0.5
Max Agbonkpolo	9	7	0.8
Hunter Thompson	13	7	0.5

3-Point Percentage	3FG	Att	Pct
Brendan Wenzel	22	51	.431
Noah Reynolds	16	41	.390
Kenny Foster	5	14	.357
Max Agbonkpolo	12	36	.333
Hunter Thompson	21	65	.323
Jeremiah Oden	10	31	.323
Jake Kyman	13	42	.310
Ethan Anderson	4	13	.308
Xavier DuSell	14	46	.304
Hunter Maldonado	8	28	.286
Nate Barnhart	0	1	.000

Field Goals Made	G	Made	Made/G
Noah Reynolds	13	71	5.5
Hunter Maldonado	13	51	3.9
Ethan Anderson	13	39	3.0
Jeremiah Oden	13	30	2.3
Max Agbonkpolo	9	29	3.2

Offensive Rebounds	G	No.	Avg/G
Hunter Thompson	13	18	1.4
Brendan Wenzel	12	14	1.2
Ethan Anderson	13	11	0.8
Hunter Maldonado	13	10	0.8
Caden Powell	12	10	0.8

Blocked Shots	G	No.	Blk/G
Hunter Thompson	13	6	0.5
Max Agbonkpolo	9	5	0.6
Jeremiah Oden	13	3	0.2
Ethan Anderson	13	3	0.2
Noah Reynolds	13	2	0.2
Xavier DuSell	14	2	0.1
Nate Barnhart	4	2	0.5
Caden Powell	12	2	0.2

Defensive Rebounds	G	No.	Avg/G
Hunter Maldonado	13	49	3.8
Hunter Thompson	13	48	3.7
Ethan Anderson	13	46	3.5
Brendan Wenzel	12	34	2.8
Xavier DuSell	14	26	1.9
Jeremiah Oden	13	26	2.0

Minutes	G	No.	Min/G
Hunter Maldonado	13	402	30.9
Hunter Thompson	13	395	30.4
Brendan Wenzel	12	327	27.3
Ethan Anderson	13	321	24.7
Noah Reynolds	13	287	22.1

Free Throw Percent	FG	Att	Pct
Jake Kyman	8	8	1.000
Nate Barnhart	2	2	1.000
Max Agbonkpolo	9	11	.818
Brendan Wenzel	21	26	.808
Hunter Maldonado	52	68	.765
Hunter Thompson	16	21	.762
Kenny Foster	12	16	.750
Jeremiah Oden	13	18	.722
Noah Reynolds	28	42	.667
Xavier DuSell	4	7	.571
Caden Powell	5	9	.556
Cort Roberson	1	2	.500

3-Point FG Attempts	G	Att	Att/G
Hunter Thompson	13	65	5.0
Brendan Wenzel	12	51	4.3
Xavier DuSell	14	46	3.3
Jake Kyman	13	42	3.2
Noah Reynolds	13	41	3.2

Fouls	G	No.	Per/G
Hunter Maldonado	13	38	2.9
Hunter Thompson	13	27	2.1
Ethan Anderson	13	26	2.0
Xavier DuSell	14	20	1.4
Noah Reynolds	13	17	1.3

Turnovers	G	No.	TO/G
Hunter Maldonado	13	34	2.6
Noah Reynolds	13	29	2.2
Ethan Anderson	13	27	2.1
Max Agbonkpolo	9	19	2.1
Jeremiah Oden	13	11	0.8

3-Point FG Made	G	Made	Made/G
Brendan Wenzel	12	22	1.8
Hunter Thompson	13	21	1.6
Noah Reynolds	13	16	1.2
Xavier DuSell	14	14	1.0
Jake Kyman	13	13	1.0

Fouls	G	No.
Hunter Maldonado	13	3
Noah Reynolds	13	1
Kenny Foster	10	1
Caden Powell	12	1

Fouls	G	No.
Hunter Maldonado	13	3
Noah Reynolds	13	1
Kenny Foster	10	1
Caden Powell	12	1

Free Throw Attempts	G	Att	Att/G
Hunter Maldonado	13	68	5.2
Noah Reynolds	13	42	3.2
Ethan Anderson	13	32	2.5
Brendan Wenzel	12	26	2.2
Hunter Thompson	13	21	1.6

Free Throws Made	G	Made	Made/G
Hunter Maldonado	13	52	4.0
Noah Reynolds	13	28	2.2
Brendan Wenzel	12	21	1.8
Hunter Thompson	13	16	1.2
Jeremiah Oden	13	13	1.0

Specialty Stat Leaders

Scoring	2022-23	Record	Career	Record
Hunter Thompson	0	0-0	6	3-3
Kenny Foster	0	0-0	4	3-1
Xavier DuSell	0	0-0	6	3-3
Graham Ike	0	0-0	18	13-5
Hunter Maldonado	2	1-1	40	17-24
Jeremiah Oden	1	1-0	2	1-1
Brendan Wenzel	3	2-1	3	2-1
Ethan Anderson	2	0-2	2	0-2
Noah Reynolds	6	2-4	6	2-4
Jake Kyman	1	0-1	1	0-1

Double-Doubles	2022-23	Record	Career	Record
Hunter Maldonado	2	0-2	14	7-7
Jeremiah Oden	1	0-0	2	1-1
Hunter Thompson	0	0-0	2	2-0
Graham Ike	0	0-0	13	11-2
Brendan Wenzel	1	1-0	1	1-0

Double-Figure Points	2022-23	Record	Career	Record
Hunter Maldonado	9	4-5	94	53-41
Hunter Thompson	2	1-1	28	12-16
Kenny Foster	2	2-0	14	11-3
Jeremiah Oden	4	2-2	23	16-7
Xavier DuSell	1	0-1	24	14-10
Graham Ike	0	0-0	38	27-11
Brendan Wenzel	4	3-1	8	8-1
Noah Reynolds	8	3-5	9	4-5
Jake Kyman	2	1-1	2	1-1
Max Agbonkpolo	4	2-2	4	2-2
Ethan Anderson	3	1-2	3	1-2

Double-Figure Rebounds	2022-23	Record	Career	Record
Hunter Maldonado	2	0-2	11	4-7
Hunter Thompson	0	0-0	2	1-1
Jeremiah Oden	0	0-0	2	1-1
Graham Ike	0	0-0	14	11-3
Brendan Wenzel	1	1-0	1	1-0

Scoring 20+ Points	2022-23	Record	Career	Record
Hunter Maldonado	2	1-1	27	19-8
Hunter Thompson	0	0-0	4	3-1
Kenny Foster	0	0-0	1	1-0
Graham Ike	0	0-0	16	14-2
Xavier DuSell	0	0-0	4	2-2
Brendan Wenzel	2	2-0	2	2-0
Noah Reynolds	5	2-3	5	2-3

Rebounds	2022-23	Record	Career	Record
Hunter Maldonado	3	1-2	42	22-20
Kenny Foster	2	1-1	6	4-2
Hunter Thompson	3	1-2	10	4-6
Jeremiah Oden	1	1-0	4	3-1
Graham Ike	0	0-0	24	17-7
Ethan Anderson	5	2-3	5	2-3
Max Agbonkpolo	3	2-1	3	2-1
Brendan Wenzel	2	1-1	2	1-1

Assists	2022-23	Record	Career	Record
Hunter Maldonado	8	3-5	90	46-44
Hunter Thompson	0	0-0	4	1-3
Kenny Foster	0	0-0	1	1-1
Xavier DuSell	0	0-0	2	2-0
Ethan Anderson	6	3-3	6	3-3
Noah Reynolds	1	0-1	1	0-1

Individual Points-Rebounds-Assists

Opponent	Date	Score	Player												
			01 WENZEL,BR	10 THOMPSON,	13 KYMEN,JAK	15 BARNHART,	20 ANDERSON,	21 REYNOLDS,	22 FOSTER,KEN	23 AGBONKPOL	24 MALDONAD	25 ODEN,JERE	31 ROBERSON,	44 POWELL,CA	
CC	11/07/22	102-69	w	DNP	15-5-0	10-1-2	DNP	7-6-8	12-2-2	5-1-0	16-6-1	13-2-7	17-4-0	1-0-0	6-4-0
NICHST	11/10/22	79-68	w	20-4-0	9-8-4	9-1-0	DNP	8-4-1	8-3-2	0-4-0	11-8-1	12-6-6	DNP	DNP	2-0-0
SL	11/13/22	72-76	L	16-5-0	6-7-3	0-0-2	DNP	7-4-2	14-5-4	3-0-0	10-1-1	15-11-4	1-0-0	DNP	0-4-0
vs HOW	11/18/22	78-71	w	7-2-0	0-1-0	9-2-1	DNP	11-4-3	4-0-1	0-0-0	9-1-0	28-4-1	4-4-1	DNP	0-0-0
vs DRA	11/20/22	56-61	L	0-4-0	6-6-1	7-3-1	0-0-0	8-5-3	0-1-1	DNP	2-1-0	20-5-2	0-0-0	DNP	0-1-0
vs BC	11/21/22	48-59	L	0-5-2	5-2-1	3-1-0	DNP	11-5-2	8-1-2	7-2-0	DNP	0-0-0	9-5-1	DNP	DNP
vs SCB	11/30/22	85-89	L	3-1-0	7-5-1	3-1-2	DNP	4-2-7	25-4-2	9-1-0	16-6-3	DNP	14-3-1	DNP	1-2-1
GCU	12/03/22	58-66	L	DNP	6-8-0	16-6-1	DNP	8-1-3	DNP	5-3-0	5-6-1	12-4-4	2-1-0	DNP	0-1-0
TAMC	12/06/22	91-76	w	14-12-0	9-6-2	3-1-2	2-1-0	DNP	30-3-2	14-3-1	DNP	9-2-3	5-3-1	DNP	2-1-0
LATECH	12/10/22	92-65	w	20-5-1	3-4-0	DNP	2-1-0	3-2-5	20-5-4	12-5-1	DNP	13-3-7	11-3-1	DNP	DNP
vs UD	12/17/22	49-66	L	5-4-2	14-2-1	0-0-0	0-0-0	0-1-0	20-2-1	4-5-0	DNP	6-3-5	0-2-1	DNP	0-0-0
vs SMC	12/21/22	54-66	L	5-2-1	5-5-0	2-0-0	DNP	6-8-1	21-0-1	DNP	0-0-1	6-6-1	7-1-0	DNP	2-2-1
at FRESNO	12/28/22	53-58	L	2-1-1	8-7-0	9-4-0	DNP	2-9-2	16-3-0	DNP	DNP	13-3-3	0-1-1	DNP	0-1-0
UNM	12/31/22	75-76	L	3-3-1	DNP	0-2-0	DNP	17-6-5	8-0-1	DNP	10-1-1	15-10-1	13-5-1	DNP	2-0-0

Opponent	Date	Score	53 DUSELL,XAV	
			Points	Rebounds
CC	11/07/22	102-69	w	0-4-1
NICHST	11/10/22	79-68	w	0-1-0
SL	11/13/22	72-76	L	0-0-0
vs HOW	11/18/22	78-71	w	6-2-2
vs DRA	11/20/22	56-61	L	13-3-0
vs BC	11/21/22	48-59	L	5-4-0
vs SCB	11/30/22	85-89	L	3-2-0
GCU	12/03/22	58-66	L	4-0-1
TAMC	12/06/22	91-76	w	3-4-1
LATECH	12/10/22	92-65	w	8-0-1
vs UD	12/17/22	49-66	L	0-1-0
vs SMC	12/21/22	54-66	L	0-2-0
at FRESNO	12/28/22	53-58	L	3-1-0
UNM	12/31/22	75-76	L	7-6-0

Game-by-Game Leaders

Opponent	Date	Score	Points	Rebounds	Assists	Steals	Blocks
Colorado Christian	11/7/22	102-69	17 - Oden	6 - Anderson/Agbonkpolo	8 - Anderson	4 - Maldonado	2 - Oden
Nicholls	11/10/22	79-68	20 - Wenzel	8 - Thompson/Agbonkpolo	6 - Maldonado	2 - Anderson	1 - Agbonkpolo
Southeastern La.	11/13/22	72-76	16 - Wenzel	11 - Maldonado	4 - Maldonado/	2 - Reynolds	2 - Reynolds
vs Howard	11/18/22	78-71	28-Hunter Maldonado	4-Jeremiah Oden	3-Ethan Anderson	3-Hunter Maldonado	1-Caden Powell
vs Drake	11/20/22	56-61	20-Hunter Maldonado	6-Hunter Thompson	3-Ethan Anderson	1-Jake Kyman	1-Max Agbonkpolo
vs Boston College	11/21/22	48-59	11-Ethan Anderson	5-Brendan Wenzel	2-Ethan Anderson	2-Jeremiah Oden	1-Ethan Anderson
vs. Santa Clara	11/20/22	85-89 OT	25 - Reynolds	6 - Agbonkpolo	7 - Anderson	2 - DuSell	1 - Thompson
Grand Canyon	12/3/22	58-66	16 - Kyman	8 - Thompson	4 - Maldonado	2 - Maldonado/Anderson	1 - Thompson/Agbonkpolo
TAMC	12/6/22	91-76	30 - Reynolds	12 - Wenzel	3 - Maldonado	1 - Multiple Players	1 - Barnhart
LA Tech	12/10/22	92-65	20 - Wenzel/Reynolds	5 - Multiple Players	7 - Maldonado	2 - Maldonado	1 - Thompson/Barnhart
Dayton	12/17/22	49-66	20- Reynolds	5- Foster	5- Maldonado	3- Maldonado	1- Foster
Saint Mary's	12/21/22	54-66	21 - Reynolds	8 - Anderson	5 - Maldonado	1 - Wenzel/Reynolds	None
at Fresno State	12/28/22	53-58	16 - Reynolds	9 - Anderson	3 - Maldonado	1 - Multiple Players	1 - Maldonado
New Mexico	12/31/22	75-76	17 - Anderson	10 - Maldonado	5- Anderson	1 - Multiple Players	2 - Agbonkpolo

Wyoming Cowboys

Cowboys in Comparison to Opponents

Overall Record	5-9	When the Cowboys they are
When the Cowboys they are	Commit fewer fouls than opponent	4-6
Play day games	1-4	Commit more fouls than opponent	1-3
Play night games	4-5	Commit the same number of fouls	0-0
Lead at halftime	4-2	Have more assists than opponent	4-3
Trail at halftime	1-6	Have fewer assists than opponent	1-5
Are tied at halftime	0-1	Have the same number of assists	0-1
Shoot better from the field than opponent	4-4	Commit fewer turnovers than opponent	4-2
Shoot worse from the field than opponent	1-5	Commit more turnovers than opponent	1-6
Shoot the same from the field as opponent	0-0	Commit the same number of turnovers	0-1
Shoot better from three-point range than opponent	4-3	Block more shots than opponent	1-3
Shoot worse from three-point range than opponent	1-6	Block fewer shots than opponent	3-5
Shoot the same from three-point range as opponent	0-0	Block the same number of shots	1-1
Shoot better from the free-throw line than opponent	1-2	Have more steals than opponent	3-2
Shoot worse from the free-throw line than opponent	4-7	Have fewer steals than opponent	2-7
Shoot the same from the free-throw line as opponent	0-0	Have the same number of steals	0-0
Outrebound opponent	4-4	Have their starting frontcourt outscore the opponent's	2-1
Are outrebounded by opponent	1-4	Have their starting frontcourt outscored by the opponent's	3-6
Are even in rebounds with opponent	0-1	Have their starting frontcourt tied by the opponent's	0-2
Have more offensive rebounds than opponent	2-3	Have their starting backcourt outscore the opponent's	3-3
Have fewer offensive rebounds than opponent	1-4	Have their starting backcourt outscored by the opponent's	2-5
Have the same number of offensive rebounds	2-2	Have their starting backcourt tied by the opponent's	0-0
Have more defensive rebounds than opponent	5-4	Have their bench outscore the opponent's	3-6
Have fewer defensive rebounds than opponent	0-5	Have their bench outscored by the opponent's	2-3
Have the same number of defensive rebounds	0-0	Have their bench tied by the opponent's in scoring	0-0

Team Game-by-Game Comparison

Opponent	1st	2nd	Score	Mar	FG	FG %	3FG	3FG %	FT	FT Pct	Rbs	Ast	TO	Block	Steal	Fouls
Colorado Christian	50/35	52/34	102-69	+33	37-73/24-62	.507/.387	14-37/8-25	.378/.320	14-21/13-17	.667/.765	41/39 +2	21/9	9/20	5/4	11/5	18/23
NICHOLLS	36/28	43/40	79-68	+11	23-55/28-66	.418/.424	10-33/7-25	.303/.280	23-34/5-5	.676/1.000	45/31 +14	14/9	20/17	1/2	5/8	14/27
Southeastern La.	38/38	34/38	72-76	(4)	20-64/28-58	.313/.483	13-42/11-23	.310/.478	19-24/9-10	.792/.900	41/35 +6	16/9	13/16	4/1	6/7	12/25
Howard	32/38	46/33	78-71	+7	29-47/27-59	.617/.458	7-13/7-20	.538/.350	13-18/10-12	.722/.833	25/28 (3)	9/8	11/12	2/2	5/4	12/17
Drake	18/34	38/27	56-61	(5)	19-46/22-52	.413/.423	7-22/6-17	.318/.353	11-19/11-13	.579/.846	31/32 (1)	8/10	15/11	1/0	6/3	16/18
Boston College	21/26	27/33	48-59	(11)	19-48/21-47	.396/.447	5-19/3-13	.263/.231	5-8/14-15	.625/.933	27/29 (2)	8/7	13/12	3/8	4/6	14/13
Santa Clara	44/36	33/41	85-89	(4)	33-62/35-66	.532/.530	12-23/10-27	.522/.370	7-10/9-15	.700/.600	29/35 (6)	17/16	10/8	1/6	3/5	13/11
GRAND CANYON	30/31	28/35	58-66	(8)	21-60/21-46	.350/.457	10-35/8-19	.286/.421	6-9/16-17	.667/.941	35/30 +5	10/10	11/11	2/2	6/7	14/10
TAMC	43/42	48/34	91-76	+15	27-55/24-58	.491/.414	8-28/11-35	.286/.314	29-43/17-23	.674/.739	40/33 +7	12/15	8/12	1/4	4/5	18/31
LOUISIANA TECH	44/24	48/41	92-65	+27	29-56/24-56	.518/.429	14-35/10-27	.400/.370	20-23/7-12	.870/.583	34/28 +6	20/12	5/11	2/2	5/2	15/21
Saint Mary's (CA)	24/34	30/32	54-66	(12)	21-42/26-62	.500/.419	3-14/6-23	.214/.261	9-14/8-12	.643/.667	28/34 (6)	6/13	19/8	0/3	2/11	16/17
Fresno St.	25/38	28/20	53-58	(5)	19-44/22-60	.432/.367	7-24/7-31	.292/.226	8-15/7-9	.533/.778	33/35 (2)	7/12	11/6	1/3	3/9	12/14
NEW MEXICO	33/32	42/44	75-76	(1)	27-55/27-61	.491/.443	8-19/8-21	.421/.381	13-20/14-20	.650/.700	35/35 -	10/12	13/11	5/4	3/9	17/18

Note: Game totals are displayed in the format WYO/OPPONENT for each category

Specialty Stats Game-by-Game

Opponent	Paint	Off TO	2nd Chance	Fast Break	Bench	Largest Lead	Largest Deficit	Lead Changes	Times Tied
Colorado Christian	44/20	17/2	5/7	11/0	50/33	34	None	0	0
Nicholls	26/30	13/25	9/5	8/6	31/9	16	3	2	2
Southeastern Louisiana	14/28	17/14	16/4	7/6	27/35	4	12	6	4
Howard	42/30	11/15	7/13	11/15	28/18	8	6	17	5
Drake	22/22	11/16	4/2	4/15	9/16	3	16	1	1
Boston College	26/26	8/15	2/6	9/11	27/14	1	16	8	1
Santa Clara	40/44	4/11	10/13	7/14	52/6	10	4	17	9
Grand Canyon	20/24	9/12	10/0	2/3	11/10	4	12	7	6
TAMC	36/22	13/10	12/5	6/14	42/54	4	17	2	4
LA Tech	30/26	15/7	12/9	7/2	36/43	31	None	0	2
Dayton	24/32	16/4	5/5	2/3	20/13	2	20	1	1
Saint Mary's	32/28	10/25	3/15	2/2	11/4	3	18	1	2
at Fresno State	20/26	7/10	2/9	0/10	12/10	2	18	4	5
New Mexico	38/30	5/11	8/9	0/11	19/16	11	5	9	12

Points in the Paint: Most: 44 vs. Colo. Christian
Most Allowed: 44 vs. Sannta Clara

Least: 14 vs. Southeastern La.
Least Allowed: 20 vs. Colo. Christian

Points Off Turnovers: Most: 17 vs. Colo. Christian
Most Allowed: 25 vs. Sant Mary's

Least: 4 vs. Santa Clara
Least Allowed: 2 vs. Colo. Christian

Second Chance Pts: Most: 16 vs. Southeastern La.
Most Allowed: 15 vs. Saint Mary's

Least: 2 vs. Fresno State
Least Allowed: 0 vs. Grand Canyon

Fast Break Points: Most: 11 vs. Howard
Most Allowed: 15 vs. Drake

Least: 0 vs. New Mexico
Least Allowed: 0 vs. Colo. Christian

Bench Points: Most: 54 by TAMC
Most Allowed: 43 vs. LA Tech

Least: 9 vs. Drake
Least Allowed: 4 vs. Saint Mary's

Largest Deficit Overcome: 6 vs. Howard
Largest Lead Lost: 11 vs. New Mexico

Note: Game totals are displayed in the format WYO/OPPONENT for each category

Starters/Bench Production

	Starters (Total / % Team Total)	Bench
Minutes	1925/ 68%	900/ 32%
Points	617/ 62%	375 / 38%
Rebounds	299/ 64%	169 / 36%

Record by Margin

1	2	3	4	5	6
0-1	0-0	0-0	0-2	0-2	0-0
7	8	9	10-15	16-20	20+
1-0	0-1	0-0	2-2	0-1	2-0

Record by Conference

Conference	Record
Mountain West	0-2
RMAC	1-0
Southland	2-1
MEAC	1-0
MVC	0-1
ACC	0-1
WCC	0-2
WAC	0-1
C-USA	1-0
A-10	0-1

Points Scored/Allowed

Scoring		Allowing
0-2	49 or less	0-0
0-4	50-59	0-2
0-0	60-69	2-4
2-2	70-79	3-2
0-1	80-89	0-1
2-0	90-99	0-0
1-0	100+	0-0

Record by Month

Nov.	Dec.	Jan.	Feb.	March
3-4	2-5	0-0	0-0	0-0

Record by Day of the Week

Sun.	Mon.	Tue.	Wed.	Thu.	Fri.	Sat.
0-2	1-1	1-0	0-3	1-0	1-0	1-3

Team Superlatives

Wyoming Game Highs

Wyoming Cowboys - TEAM GAME HIGHS

POINTS	102	COLO. CHRISTIAN (11/07/22)
	92	LOUISIANA TECH (12/10/22)
	91	TEX. A&M-COMMERCE (12/06/22)
	85	vs SANTA CLARA (11/30/22)
	79	NICHOLLS (11/10/22)
FIELD GOALS MADE	37	COLO. CHRISTIAN (11/07/22)
	33	vs SANTA CLARA (11/30/22)
FIELD GOAL ATTEMPTS	73	COLO. CHRISTIAN (11/07/22)
	64	SOUTHEASTERN LA. (11/13/22)
FIELD GOAL PERCENTAGE	.617 (29-47)	vs Howard (11/18/22)
	.532 (33-62)	vs SANTA CLARA (11/30/22)
3 PT FIELD GOALS MADE	14	LOUISIANA TECH (12/10/22)
	14	COLO. CHRISTIAN (11/07/22)
3 PT FG ATTEMPTS	42	SOUTHEASTERN LA. (11/13/22)
	37	COLO. CHRISTIAN (11/07/22)
3 PT FG PERCENTAGE	.538 (7-13)	vs Howard (11/18/22)
	.522 (12-23)	vs SANTA CLARA (11/30/22)
FREE THROWS MADE	29	TEX. A&M-COMMERCE (12/06/22)
	23	NICHOLLS (11/10/22)
FREE THROW ATTEMPTS	43	TEX. A&M-COMMERCE (12/06/22)
	34	NICHOLLS (11/10/22)
FREE THROW PERCENTAGE	1.000 (4-4)	vs Dayton (12/17/22)
	.870 (20-23)	LOUISIANA TECH (12/10/22)
REBOUNDS	45	NICHOLLS (11/10/22)
	41	SOUTHEASTERN LA. (11/13/22)
	41	COLO. CHRISTIAN (11/07/22)
ASSISTS	21	COLO. CHRISTIAN (11/07/22)
	20	LOUISIANA TECH (12/10/22)
STEALS	11	COLO. CHRISTIAN (11/07/22)
	7	vs Dayton (12/17/22)
BLOCKED SHOTS	5	NEW MEXICO (12/31/22)
	5	COLO. CHRISTIAN (11/07/22)
TURNOVERS	20	NICHOLLS (11/10/22)
	19	vs Saint Mary's (CA) (12/21/22)
FOULS	18	TEX. A&M-COMMERCE (12/06/22)
	18	COLO. CHRISTIAN (11/07/22)

Opponent Game Highs

Opponent - GAME HIGHS

POINTS	89	vs SANTA CLARA (11/30/22)
	76	NEW MEXICO (12/31/22)
	76	TEX. A&M-COMMERCE (12/06/22)
	76	SOUTHEASTERN LA. (11/13/22)
	71	vs Howard (11/18/22)
FIELD GOALS MADE	35	vs SANTA CLARA (11/30/22)
	28	SOUTHEASTERN LA. (11/13/22)
	28	NICHOLLS (11/10/22)
FIELD GOAL ATTEMPTS	66	vs SANTA CLARA (11/30/22)
	66	NICHOLLS (11/10/22)
FIELD GOAL PERCENTAGE	.578 (26-45)	vs Dayton (12/17/22)
	.530 (35-66)	vs SANTA CLARA (11/30/22)
3 PT FIELD GOALS MADE	11	TEX. A&M-COMMERCE (12/06/22)
	11	SOUTHEASTERN LA. (11/13/22)
3 PT FG ATTEMPTS	35	TEX. A&M-COMMERCE (12/06/22)
	31	at Fresno St. (12/28/22)
3 PT FG PERCENTAGE	.478 (11-23)	SOUTHEASTERN LA. (11/13/22)
	.438 (7-16)	vs Dayton (12/17/22)
FREE THROWS MADE	17	TEX. A&M-COMMERCE (12/06/22)
	16	GRAND CANYON (12/03/22)
FREE THROW ATTEMPTS	23	TEX. A&M-COMMERCE (12/06/22)
	20	NEW MEXICO (12/31/22)
FREE THROW PERCENTAGE	1.000 (5-5)	NICHOLLS (11/10/22)
	.941 (16-17)	GRAND CANYON (12/03/22)
REBOUNDS	39	COLO. CHRISTIAN (11/07/22)
	35	NEW MEXICO (12/31/22)
	35	at Fresno St. (12/28/22)
	35	vs SANTA CLARA (11/30/22)
	35	SOUTHEASTERN LA. (11/13/22)
ASSISTS	19	vs Dayton (12/17/22)
	16	vs SANTA CLARA (11/30/22)
STEALS	11	vs Saint Mary's (CA) (12/21/22)
	9	NEW MEXICO (12/31/22)
	9	at Fresno St. (12/28/22)
BLOCKED SHOTS	8	vs Boston College (11/21/22)
	7	vs Dayton (12/17/22)
TURNOVERS	20	COLO. CHRISTIAN (11/07/22)
	17	NICHOLLS (11/10/22)
FOULS	31	TEX. A&M-COMMERCE (12/06/22)
	27	NICHOLLS (11/10/22)

Wyoming Game Lows

Wyoming Cowboys - GAME LOWS

POINTS	48	vs Boston College (11/21/22)
	49	vs Dayton (12/17/22)
	53	at Fresno St. (12/28/22)
	54	vs Saint Mary's (CA) (12/21/22)
	56	vs Drake (11/20/22)
FIELD GOALS MADE	19	vs Drake (11/20/22)
	19	vs Boston College (11/21/22)
	19	vs Dayton (12/17/22)
	19	at Fresno St. (12/28/22)
FIELD GOAL ATTEMPTS	42	vs Saint Mary's (CA) (12/21/22)
	44	at Fresno St. (12/28/22)
FIELD GOAL PERCENTAGE	.313 (20-64)	SOUTHEASTERN LA. (11/13/22)
	.345 (19-55)	vs Dayton (12/17/22)
3 PT FIELD GOALS MADE	3	vs Saint Mary's (CA) (12/21/22)
	5	vs Boston College (11/21/22)
3 PT FG ATTEMPTS	13	vs Howard (11/18/22)
	14	vs Saint Mary's (CA) (12/21/22)
3 PT FG PERCENTAGE	.214 (3-14)	vs Saint Mary's (CA) (12/21/22)
	.263 (5-19)	vs Boston College (11/21/22)
FREE THROWS MADE	4	vs Dayton (12/17/22)
	5	vs Boston College (11/21/22)
FREE THROW ATTEMPTS	4	vs Dayton (12/17/22)
	8	vs Boston College (11/21/22)
FREE THROW PERCENTAGE	.533 (8-15)	at Fresno St. (12/28/22)
	.579 (11-19)	vs Drake (11/20/22)
REBOUNDS	24	vs Dayton (12/17/22)
	25	vs Howard (11/18/22)
ASSISTS	6	vs Saint Mary's (CA) (12/21/22)
	7	at Fresno St. (12/28/22)
STEALS	2	vs Saint Mary's (CA) (12/21/22)
	3	vs SANTA CLARA (11/30/22)
	3	at Fresno St. (12/28/22)
	3	NEW MEXICO (12/31/22)
BLOCKED SHOTS	0	vs Saint Mary's (CA) (12/21/22)
	1	NICHOLLS (11/10/22)
	1	vs Drake (11/20/22)
	1	vs SANTA CLARA (11/30/22)
	1	TEX. A&M-COMMERCE (12/06/22)
	1	vs Dayton (12/17/22)
	1	at Fresno St. (12/28/22)
TURNOVERS	5	LOUISIANA TECH (12/10/22)
	8	TEX. A&M-COMMERCE (12/06/22)
FOULS	12	SOUTHEASTERN LA. (11/13/22)
	12	vs Howard (11/18/22)
	12	at Fresno St. (12/28/22)

Opponent Game Lows

Opponent - GAME LOWS

POINTS	58	at Fresno St. (12/28/22)
	59	vs Boston College (11/21/22)
	61	vs Drake (11/20/22)
	65	LOUISIANA TECH (12/10/22)
	66	GRAND CANYON (12/03/22)
	66	vs Dayton (12/17/22)
FIELD GOALS MADE	66	vs Saint Mary's (CA) (12/21/22)
	21	vs Boston College (11/21/22)
	21	GRAND CANYON (12/03/22)
FIELD GOAL ATTEMPTS	45	vs Dayton (12/17/22)
	46	GRAND CANYON (12/03/22)
FIELD GOAL PERCENTAGE	.367 (22-60)	at Fresno St. (12/28/22)
	.387 (24-62)	COLO. CHRISTIAN (11/07/22)
3 PT FIELD GOALS MADE	3	vs Boston College (11/21/22)
	6	vs Drake (11/20/22)
	6	vs Saint Mary's (CA) (12/21/22)
3 PT FG ATTEMPTS	13	vs Boston College (11/21/22)
	16	vs Dayton (12/17/22)
3 PT FG PERCENTAGE	.226 (7-31)	at Fresno St. (12/28/22)
	.231 (3-13)	vs Boston College (11/21/22)
FREE THROWS MADE	5	NICHOLLS (11/10/22)
	7	LOUISIANA TECH (12/10/22)
	7	vs Dayton (12/17/22)
	7	at Fresno St. (12/28/22)
FREE THROW ATTEMPTS	5	NICHOLLS (11/10/22)
	9	at Fresno St. (12/28/22)
FREE THROW PERCENTAGE	.583 (7-12)	LOUISIANA TECH (12/10/22)
	.583 (7-12)	vs Dayton (12/17/22)
REBOUNDS	28	vs Howard (11/18/22)
	28	LOUISIANA TECH (12/10/22)
ASSISTS	7	vs Boston College (11/21/22)
	8	vs Howard (11/18/22)
STEALS	2	LOUISIANA TECH (12/10/22)
	3	vs Drake (11/20/22)
	3	vs Dayton (12/17/22)
BLOCKED SHOTS	0	vs Drake (11/20/22)
	1	SOUTHEASTERN LA. (11/13/22)
TURNOVERS	6	at Fresno St. (12/28/22)
	8	vs SANTA CLARA (11/30/22)
	8	vs Saint Mary's (CA) (12/21/22)
FOULS	7	vs Dayton (12/17/22)
	10	GRAND CANYON (12/03/22)

Player Superlatives

Wyoming

Wyoming Cowboys - INDIVIDUAL GAME HIGHS

Points	30	Noah Reynolds vs Tex. A&M-Commerce (12/06/22)
	28	Hunter Maldonado vs Howard (11/18/22)
	25	Noah Reynolds vs SANTA CLARA (11/30/22)
	21	Noah Reynolds vs Saint Mary's (CA) (12/21/22)
	20	Noah Reynolds vs Dayton (12/17/22)
	20	Noah Reynolds vs Louisiana Tech (12/10/22)
	20	Brendan Wenzel vs Louisiana Tech (12/10/22)
	20	Hunter Maldonado vs Drake (11/20/22)
	20	Brendan Wenzel vs Nicholls (11/10/22)
Field Goals Made	11	Noah Reynolds vs Tex. A&M-Commerce (12/06/22)
	10	Noah Reynolds vs SANTA CLARA (11/30/22)
	10	Hunter Maldonado vs Howard (11/18/22)
Field Goal Att.	18	Noah Reynolds vs Dayton (12/17/22)
	18	Noah Reynolds vs SANTA CLARA (11/30/22)
FG Pct (min 5 made)	.733 (11-15)	Noah Reynolds vs Tex. A&M-Commerce (12/06/22)
	.714 (5-7)	Brendan Wenzel vs Louisiana Tech (12/10/22)
	.714 (5-7)	Ethan Anderson vs Howard (11/18/22)
3-Point FG Made	5	Brendan Wenzel vs Louisiana Tech (12/10/22)
	5	Brendan Wenzel vs Nicholls (11/10/22)
3-Point FG Att.	10	Brendan Wenzel vs Southeastern La. (11/13/22)
	10	Brendan Wenzel vs Nicholls (11/10/22)
3-Pt FG Pct (min 2 made)	1.000 (2-2)	Max Agbonkpolo vs Howard (11/18/22)
	1.000 (2-2)	Brendan Wenzel vs Howard (11/18/22)
Free Throws Made	8	Hunter Maldonado vs Howard (11/18/22)
	8	Hunter Maldonado vs Southeastern La. (11/13/22)
Free Throw Att.	10	Noah Reynolds vs Tex. A&M-Commerce (12/06/22)
	10	Hunter Maldonado vs Howard (11/18/22)
	10	Ethan Anderson vs Nicholls (11/10/22)
FT Pct (min 3 made)	1.000 (8-8)	Hunter Maldonado vs Southeastern La. (11/13/22)
	1.000 (6-6)	Hunter Maldonado vs Louisiana Tech (12/10/22)
	1.000 (5-5)	Brendan Wenzel vs Louisiana Tech (12/10/22)
	1.000 (4-4)	Noah Reynolds vs Saint Mary's (CA) (12/21/22)
	1.000 (4-4)	Max Agbonkpolo vs Nicholls (11/10/22)
	1.000 (4-4)	Jeremiah Oden vs Colo. Christian (11/07/22)
	1.000 (3-3)	Brendan Wenzel vs Nicholls (11/10/22)
Rebounds	12	Brendan Wenzel vs Tex. A&M-Commerce (12/06/22)
	11	Hunter Maldonado vs Southeastern La. (11/13/22)
Assists	8	Ethan Anderson vs Colo. Christian (11/07/22)
	7	Hunter Maldonado vs Louisiana Tech (12/10/22)
	7	Ethan Anderson vs SANTA CLARA (11/30/22)
	7	Hunter Maldonado vs Colo. Christian (11/07/22)
Steals	4	Hunter Maldonado vs Colo. Christian (11/07/22)
	4	Hunter Maldonado vs Dayton (12/17/22)
	3	Hunter Maldonado vs Howard (11/18/22)
Blocked Shots	2	Max Agbonkpolo vs New Mexico (12/31/22)
	2	Noah Reynolds vs Southeastern La. (11/13/22)
	2	Jeremiah Oden vs Colo. Christian (11/07/22)
Turnovers	7	Max Agbonkpolo vs Nicholls (11/10/22)
	6	Hunter Maldonado vs Nicholls (11/10/22)
Fouls	5	Hunter Maldonado vs New Mexico (12/31/22)
	5	Caden Powell vs Saint Mary's (CA) (12/21/22)
	5	Hunter Maldonado vs Saint Mary's (CA) (12/21/22)
	5	Kenny Foster vs Tex. A&M-Commerce (12/06/22)

Wyoming

	5	Noah Reynolds vs Boston College (11/21/22)
	5	Hunter Maldonado vs Drake (11/20/22)
Minutes	39	Hunter Maldonado at Fresno St. (12/28/22)
	39	Hunter Maldonado vs Howard (11/18/22)
	37	Brendan Wenzel vs Dayton (12/17/22)
	37	Hunter Thompson vs Boston College (11/21/22)
	37	Xavier DuSell vs Drake (11/20/22)
	37	Hunter Thompson vs Drake (11/20/22)
	37	Hunter Maldonado vs Nicholls (11/10/22)

Opponents

OPPONENT INDIVIDUAL GAME HIGHS

Points	29	Tucker DeVries vs Drake (11/20/22)
	28	Logan Johnson vs Saint Mary's (CA) (12/21/22)
	24	DaRon Holmes II vs Dayton (12/17/22)
	23	Jerome Brewer, Jr. vs Tex. A&M-Commerce (12/06/22)
	22	Micah Thomas vs Nicholls (11/10/22)
Field Goals Made	12	Logan Johnson vs Saint Mary's (CA) (12/21/22)
	10	DaRon Holmes II vs Dayton (12/17/22)
	10	Tucker DeVries vs Drake (11/20/22)
Field Goal Att.	22	Logan Johnson vs Saint Mary's (CA) (12/21/22)
	18	Jamal Mashburn, Jr. vs New Mexico (12/31/22)
FG Pct (min 5 made)	.875 (7-8)	BEDI AKO, Jaden vs SANTA CLARA (11/30/22)
	.857 (6-7)	Isiah Moore at Fresno St. (12/28/22)
3-Point FG Made	4	KJ Jenkins vs New Mexico (12/31/22)
	4	Jemal Baker Jr. at Fresno St. (12/28/22)
	4	Logan Johnson vs Saint Mary's (CA) (12/21/22)
	4	David Green vs Louisiana Tech (12/10/22)
	4	Tucker DeVries vs Drake (11/20/22)
	4	Micah Thomas vs Nicholls (11/10/22)
3-Point FG Att.	10	JUSTICE, Keshawn vs SANTA CLARA (11/30/22)
	9	Logan Johnson vs Saint Mary's (CA) (12/21/22)
	9	Cobe Williams vs Louisiana Tech (12/10/22)
	9	Ray Harrison vs Grand Canyon (12/03/22)
3-Pt FG Pct (min 2 made)	1.000 (2-2)	Roger McFarlane vs Southeastern La. (11/13/22)
	1.000 (2-2)	Shaylen Woodberry vs Colo. Christian (11/07/22)
Free Throws Made	8	Jaeden Zackery vs Boston College (11/21/22)
	7	Jamal Mashburn, Jr. vs New Mexico (12/31/22)
Free Throw Att.	8	Jaeden Zackery vs Boston College (11/21/22)
	7	Jamal Mashburn, Jr. vs New Mexico (12/31/22)
	7	Tommie Lewis vs Tex. A&M-Commerce (12/06/22)
	7	Ray Harrison vs Grand Canyon (12/03/22)
FT Pct (min 3 made)	1.000 (8-8)	Jaeden Zackery vs Boston College (11/21/22)
	1.000 (7-7)	Jamal Mashburn, Jr. vs New Mexico (12/31/22)
	1.000 (6-6)	Josh Baker vs Grand Canyon (12/03/22)
	1.000 (5-5)	Tucker DeVries vs Drake (11/20/22)
	1.000 (5-5)	Noah Kon vs Colo. Christian (11/07/22)
	1.000 (4-4)	Kalen Williams vs Tex. A&M-Commerce (12/06/22)
	1.000 (3-3)	Leo Colimerio at Fresno St. (12/28/22)
	1.000 (3-3)	Marcus Dockery vs Howard (11/18/22)
	1.000 (3-3)	Mehdi Pissis vs Southeastern La. (11/13/22)
	1.000 (3-3)	Christian Agnew vs Southeastern La. (11/13/22)
Rebounds	15	Josiah Allick vs New Mexico (12/31/22)
	11	BEDI AKO, Jaden vs SANTA CLARA (11/30/22)
Assists	6	Elijah Hawkins vs Howard (11/18/22)
	5	Jaelen House vs New Mexico (12/31/22)
	5	Aidan Mahaney vs Saint Mary's (CA) (12/21/22)
	5	Jordan Crawford vs Louisiana Tech (12/10/22)
	5	Cobe Williams vs Louisiana Tech (12/10/22)
	5	Boogie Anderson vs Southeastern La. (11/13/22)
Steals	5	Jaelen House vs New Mexico (12/31/22)
	5	Logan Johnson vs Saint Mary's (CA) (12/21/22)
Blocked Shots	4	BEDI AKO, Jaden vs SANTA CLARA (11/30/22)
	3	Jaelen House vs New Mexico (12/31/22)
	3	Leo Colimerio at Fresno St. (12/28/22)

Opponents

Turnovers	3	Devin McGlockton vs Boston College (11/21/22)
	8	Marny Littles vs Nicholls (11/10/22)
	6	Josh Baker vs Grand Canyon (12/03/22)
Fouls	5	Jaelen House vs New Mexico (12/31/22)
	5	Demarcus Demonia vs Tex. A&M-Commerce (12/06/22)
	5	Tommie Lewis vs Tex. A&M-Commerce (12/06/22)
	5	Christian Agnew vs Southeastern La. (11/13/22)
	5	Pierce Spencer vs Nicholls (11/10/22)
	5	Latrell Jones vs Nicholls (11/10/22)
	5	Maro Egodotaye vs Colo. Christian (11/07/22)

Cowboys in the NCAA National Stats

Team Stats

Assist/Turnover Ratio (352 ranked)	205	9	1.01	Penn St.	1.72	Colorado St.	1.67
Assists Per Game (352 ranked)	276	9	12.0	Xavier	21.0	Utah St.	17.9
Bench Points per game (352 ranked)	52	3	26.79	Sam Houston	38.71	Utah St.	33.27
Blocks Per Game (352 ranked)	316	11	2.1	Auburn	6.6	Air Force	4.6
Effective FG pct (352 ranked)	88	5	0.532	Colgate	0.591	Utah St.	0.588
Fastbreak Points (352 ranked)	336	11	5.43	TCU	21.86	New Mexico	18.07
Field Goal Percentage (352 ranked)	152	7	45.0	Gonzaga	52.6	Utah St.	49.5
Field Goal Percentage Defense (352 ranked)	262	11	44.5	Houston	33.2	Boise St.	38.3
Fouls Per Game (352 ranked)	42	1	14.7	Notre Dame	12.2	Wyoming	14.7
Free Throw Attempts Per Game (352 ranked)	130	6	18.7	UTRGV	27.0	New Mexico	25.5
Free Throw Percentage (352 ranked)	234	10	69.1	Villanova	85.3	Nevada	79.9
Free Throws Made Per Game (352 ranked)	150	7	12.9	Texas A&M	19.4	Nevada	18.9
Rebound Margin (352 ranked)	206	6	0.8	Purdue	12.0	San Jose St.	10.4
Rebounds (Defensive) Per Game (352 ranked)	191	7	25.07	Alabama	32.57	New Mexico	29.07
Rebounds (Offensive) Per Game (352 ranked)	307	6	8.36	Marshall	15.20	UNLV	11.71
Rebounds Per Game (352 ranked)	281	8	33.43	Alabama	46.50	New Mexico	39.20
Scoring Defense (352 ranked)	189	9	69.0	Houston	50.9	Boise St.	59.7
Scoring Margin (352 ranked)	221	10	1.9	James Madison	24.5	New Mexico	14.5
Scoring Offense (352 ranked)	199	7	70.9	James Madison	89.7	Utah St.	83.3
Steals Per Game (352 ranked)	319	9	5.0	Morgan St.	12.4	UNLV	10.6
Three Point Attempts Per Game (352 ranked)	32	1	26.3	Cornell	31.8	Wyoming	26.3
Three Point Percentage (352 ranked)	175	10	34.0	Utah St.	43.4	Utah St.	43.4
Three Point Percentage Defense (352 ranked)	225	8	33.9	Tennessee	21.2	Boise St.	28.0
Three Pointers Per Game (352 ranked)	50	2	8.9	Liberty	12.3	Utah St.	10.7
Turnover Margin (352 ranked)	205	8	0.1	UNLV	8.0	UNLV	8.0
Turnovers Forced Per Game (352 ranked)	270	10	12.07	Morgan St.	21.00	UNLV	20.71
Turnovers Per Game (352 ranked)	77	5	11.9	Penn St.	8.7	Colorado St.	10.5
Winning Percentage (352 ranked)	288	11	35.7	Col. of Charleston	93.8	New Mexico	93.3

Individual Stats

Assist/Turnover Ratio (350 ranked)	Ethan Anderson	245	11	1.56	Terrance Ford Jr., Arkansas St.	4.09	Steven Ashworth, Utah St.	2.90
Assists (339 ranked)	Hunter Maldonado	315	14	1.29				
Assists Per Game (348 ranked)	Hunter Maldonado	339	14	44	Yuri Collins, Saint Louis	159	Kenan Blackshear, Nevada	78
Blocks (306 ranked)	Hunter Maldonado	265	12	3.4	Yuri Collins, Saint Louis	10.6	Jaelen House, New Mexico	5.0
Blocks Per Game (348 ranked)	Ethan Anderson	298	13	3.2	Jamarion Sharp, Western Ky.	57	Ibrahima Diallo, San Jose St.	36
Double Doubles (329 ranked)	Hunter Maldonado	177	7		Jamarion Sharp, Western Ky.	4.38	Ibrahima Diallo, San Jose St.	2.25
Field Goal Attempts (346 ranked)	Brendan Wenzel	329	13	1	Joel Soriano, St. John's (NY)	13	Sage Tolbert, San Jose St.	4
Field Goal Percentage (330 ranked)					Joel Soriano, St. John's (NY)	1	Dan Akin, Utah St.	4
Field Goals (331 ranked)	Noah Reynolds	72	3	54.2	Antoine Davis, Detroit Mercy	313	Jamal Mashburn, Jr., New Mexico	208
Free Throw Attempts (347 ranked)	Noah Reynolds	331	12	71	Josh Roberts, Manhattan	76.4	Patrick Cartier, Colorado St.	63.8
Free Throw Percentage (344 ranked)	Hunter Maldonado	148	8	68	Sam Sessoms, Coppin St.	142	Jamal Mashburn, Jr., New Mexico	92
Free Throws (331 ranked)	Hunter Maldonado	261	13	76.5	Jaden House, High Point	129	Kenan Blackshear, Nevada	96
Minutes Per Game (347 ranked)	Hunter Maldonado	140	10	52	Walter Clayton Jr., Iona	97.8	Will Baker, Nevada	88.7
Points (347 ranked)					Kendric Davis, Memphis	101	Kenan Blackshear, Nevada	78
Points Per Game (348 ranked)					Drew Pember, UNC Asheville	101		
Rebounds (339 ranked)	Noah Reynolds	301	10	14.3	Daryl Banks III, St. Bonaventure	39:08	Omari Moore, San Jose St.	35:06
Rebounds (Defensive) Per Game (350 ranked)					Sam Sessoms, Coppin St.	378	Jarod Lucas, Nevada	277
Rebounds (Offensive) Per Game (339 ranked)					Jordan Walker, UAB	25.2	Jamal Mashburn, Jr., New Mexico	17.5
Rebounds Per Game (349 ranked)					Joel Soriano, St. John's (NY)	196	Sage Tolbert, San Jose St.	130
Steals (338 ranked)					Dillon Jones, Weber St.	8.93	Dan Akin, Utah St.	5.87
Steals Per Game (345 ranked)					Oscar Tshiebwe, Kentucky	5.75	Sage Tolbert, San Jose St.	2.62
Three Point Attempts (333 ranked)					Oscar Tshiebwe, Kentucky	13.8	Sage Tolbert, San Jose St.	8.1
Three Point Percentage (104 ranked)					Maliq Jacobs, Kent St.	45	Jaelen House, New Mexico	44
Three Pointers Per Game (340 ranked)					Maliq Jacobs, Kent St.	3.46	Jaelen House, New Mexico	2.93
Total 3-point FGM (323 ranked)					Antoine Davis, Detroit Mercy	160	Jarod Lucas, Nevada	116
Triple Doubles (1 ranked)					Steven Ashworth, Utah St.	53.8	Steven Ashworth, Utah St.	53.8
					Darius McGhee, Liberty	5.00	Steven Ashworth, Utah St.	3.80
					Darius McGhee, Liberty	75	Steven Ashworth, Utah St.	57
					16 players tied	1	Kenan Blackshear, Nevada	1

Last Time an Individual

Cowboy Scored 30 Points	30 by Noah Reynolds vs. TAMC, 12/6/22
Opponent Scored 30 Points	34 by Orlando Robinson, Fresno St. 3/5/22
Cowboy Scored 40 Points	41 by Jay Straight vs. CSU, 2/26/05
Opponent Scored 40 Points	43 by Ruben Douglas UNM, 2/15/03
Cowboy Made Seven 3FG	11 by D. Jeffries vs. Hastings, 11/26/21
Opponent Made Seven 3FG	8 Braxton Huggins, Fresno St., 2/27/19
Cowboy Made 15 FT	16 by Jason McManamen vs. Pacific, 11/22/16
Opponent Made 15 FT	17 by Deshon Taylor, Fresno State, 2/8/17
Cowboy Had 15 Rebounds	18 by Graham Ike, at San Jose State, 2/12/22
Opponent Had 15 Rebounds	15 by Josiah Allick, UNM (12/31/22)
Cowboy Had 20 Rebounds	20 by Justin James, vs. Evansville, 11/28/18
Opponent Had 20 Rebounds	20 by Carlton Bragg, UNM, 3/6/19
Cowboy Had 10 Assists	11 by Hunter Maldonado, vs. SDSU, 2/28/22
Opponent Had 10 Assists	10 by Alex Caruso at Texas A&M, 3/18/14
Cowboy had 15 Assists	15 by Jay Straight vs. Winthrop, 12/20/03
Opponent had 15 Assists	15 by Matt Montague BYU, 2/2/02
Cowboy Blocked Five Shots	5 by Alan Herndon, at Nevada, 1/3/18
Opponent Blocked Five Shots	5 by Neemis Queta, Utah St., 3/4/21
Cowboy Had Five Steals	7 by Marcus Williams, vs. SJSU, 3/10/21
Opponent Had Five Steals	6 by Jonah Mathews, vs. USC, 12/23/16
Cowboy Had a Double-Double	Hunter Maldonado, vs. UNM (12/31/22)
Opponent Had a Double-Double	Josiah Allick, UNM (12/31/22) (15 points 15 Rebounds)
Two Pokes Had a Double-Double	Maldonado/Ike vs. SDSU, 2/28/22
Three Pokes Had a Double-Double	Alan Herndon vs. Drake, 12/2/17 (32 points and 10 rebounds) Hayden Dalton vs. Drake, 12/2/17 (17 points and 14 rebounds) Justin James vs. Drake, 12/2/17 (24 points and 12 rebounds)
Two Cowboys Scored 25 Points Each	29 points by Graham Ike, vs. New Mexico, 1/22/22 25 points by Hunter Maldonado vs. New Mexico, 1/22/22
Four Cowboys Scored 20 Points Each	20 points by Turk Boyd vs. Loyola Marymount, 3/17/86 20 points by Les Bolden vs. Loyola Marymount, 3/17/86 24 points by Fennis Dembo vs. Loyola Marymount, 3/17/86 20 points by Eric Leckner vs. Loyola Marymount, 3/17/86
Three Cowboys Scored 20 Points Each	23 points by Justin James vs. Grambling, 11/14/18 21 points by Hunter Maldonado vs. Grambling, 11/14/18 21 points by TJ Taylor vs. Grambling, 11/14/18
Two Cowboys Scored 20 Points Each	29 by Hunter Maldonado vs. Air Force, 2/19/22 27 by Graham Ike vs. Air Force, 2/19/22
At Least Five Cowboys Scored in Double Figures	20 by Brendan Wenzel vs. LA Tech, 12/20/22 20 by Noah Reynolds vs. LA Tech, 12/20/22 13 by Hunter Maldonado vs. LA Tech, 12/20/22 12 by Kenny Foster vs. LA Tech, 12/20/22 11 by Jeremiah Oden vs. LA Tech, 12/20/22
Triple-Doubles by a Cowboy	Hunter Maldonado vs. SDSU, 2/28/22 (13pts, 11 rbs and 11 assts) Justin Williams vs. Utah, 3/10/06, (10 pts, 15 rbs and 12 blks) Theo Ratliff vs. San Diego St., 1/2/95, (20 pts, 12 rbs and 11 blks)
Largest Margin of Victory in the AA by Wyoming	53 vs. Tennessee St. 109-56, 12/17/03

Last Time a Team

Wyoming Scored 100 Points	108 vs. Hastings, 11/26/21
Opponent Scored 100 Points	119 by New Mexico, 2/20/18
Wyoming Scored Less Than 50 Points	49 vs. Dayton, 12/17/22
Opponent Scored Less Than 50 Points	45 by ARK-Pine Bluff, 11/14/21
Wyoming Scored Less Than 40 Points	32 at South Carolina, 11/10/19
Opponent Scored Less Than 40 Points	35 by Regis, 12/7/14
Wyoming Shot 60% From the Field	61.7 vs. Howard, 11/18/22
Opponent Shot 60% From the Field	60.7 by San Diego St., 1/30/21
Wyoming Shot less than 30%	23.1 at South Carolina, 11/10/19
Opponent Shot less than 30%	29.8 by San Jose State, 2/12/22
Wyoming Made 15 3-Point Baskets	28 v. Hastings College, 11/26/21
Opponent Made 15 3-Point Baskets	17 vs. Air Force, 12/4/19
Wyoming Made No 3-Point Baskets	vs. Denver, 11/25/09
Opponent Made No 3-Point Baskets	by Fresno State, 1/16/13
Wyoming Made 30 Free Throws	34 vs. Nevada, 1/24/18
Opponent Made 30 Free Throws	30 by Nevada, 1/24/21
Wyoming Made 20 Free Throws	20 vs. La Tech, 12/20/22
Opponent Made 20 Free Throws	26 by Oregon State, 12/6/20
Wyoming Made 90% of Free Throws	100% at San Jose State, 2/12/22
Opponent Made 90% of Free Throws	93% by Boston College, 11/21/22
Wyoming Attempted 40 Free Throws	43 vs. TAMC, 12/6/22
Opponent Attempted 40 Free Throws	40 by Utah State, 3/6/20
Wyoming Attempted 30 Free Throws	34 vs. Nicholls, 11/10/22
Opponent Attempted 30 Free Throws	38 by Nevada, 1/24/21
Wyoming Had 50 Rebounds	50 vs. McNeese State, 12/4/21
Opponent Had 50 Rebounds	51 by GCU, 11/22/21
Wyoming Had 40 Rebounds	40 vs. TAMC, 12/6/22
Opponent Had 40 Rebounds	44 by UNLV, 3/2/22
Wyoming Had 20 Offensive Rebounds	20 vs. Savannah St., 1/8/03
Wyoming Had +20 Rebound Margin	+20 at San Jose State, 2/12/22
Opponent Had +20 Rebound Margin	+24 by Boise State, 1/11/21
Wyoming Had +10 Rebound Margin	+14 vs. Nicholls, 11/10/22
Opponent Had +10 Rebound Margin	+15 by Arizona, 12/8/21
Wyoming Had 20 Assists	20 vs. LA Tech, 12/20/22
An Opponent Had 20 Assists	23 by Arizona, 12/8/21
Wyoming Had less than 10 Assists	7 at Fresno State, 12/28/22
Opponent had less than 10 Assists	7 by Boston College, 11/21/22
Wyoming Committed 20 Turnovers	20 vs. Nicholls, 11/10/22
Opponent Committed 20 Turnovers	20 by Colo. Christian (11/7/22)
Wyoming Committed 30 Turnovers	31 by Alcorn St., 12/21/98
Opponent Committed 30 Turnovers	5 vs. LA Tech, 12/20/22
Wyoming Had less than 5 Turnovers	
Wyoming Blocked 10 Shots	10 vs. South Dakota, 12/20/09
Wyoming Had 15 Steals	15 vs. Western St., 11/12/11
Wyoming Had 20 Steals	21 by Peru St., 11/18/09
Wyoming Beat a Top-25 Team	#23 Nevada, 104-103 (2OT) 1/24/18
Wyoming Beat a Top-25 Team (Home)	#23 Nevada, 104-103 (2OT) 1/24/18
Wyoming Beat a Top-25 Team (Road)	#18 BYU, 56-53, 1/18/80
Wyoming Beat a Top-25 Team (Neutral)	#RV/25 San Diego St., 3/14/15

Wyoming Cowboys

Game 1: Wyoming 102 Colo. Christian 69

Official Basketball Box Score - Game Totals - Final Statistics
Colo. Christian vs Wyoming Cowboys
11/07/22 7:00 pm at Laramie, WY

Colo. Christian 69 • 0-0,0-0 RMAC

Table with 18 columns: #, Player, FG, FGA, 3-PT, FT, FTA, Rebounds (Off, Def, Tot), PF, TP, A, TO, Blk, Stl, Min. Includes player stats for Nic Zeil, Christian Bento, Jason Gallant, DJ McDonald, Shayven Woodberry, Noah Kon, Jaylen Williams, Schafer Reichart, Tanner Hecht, Christian St. Germai, Jaret Duft, Maro Egodotaye, Team, and Totals.

FG % 1st Half: 12-34 35.3% 2nd half: 12-28 42.9% Game: 24-62 38.7% Deadball Rebounds 1
3FG % 1st Half: 3-12 25.0% 2nd half: 5-13 38.5% Game: 8-25 32.0%
FT % 1st Half: 8-8 100.0% 2nd half: 5-9 55.6% Game: 13-17 76.5%

Wyoming Cowboys 102 • 1-0,0-0 Mountain

Table with 18 columns: #, Player, FG, FGA, 3-PT, FT, FTA, Rebounds (Off, Def, Tot), PF, TP, A, TO, Blk, Stl, Min. Includes player stats for Hunter Thompson, Jeremiah Oden, Ethan Anderson, Hunter Maldonado, Xavier DuSell, Jake Kyman, Noah Reynolds, Kenny Foster, Max Agbonkpolo, Cort Roberson, Caden Powell, Team, and Totals.

FG % 1st Half: 18-41 43.9% 2nd half: 19-32 59.4% Game: 37-73 50.7% Deadball Rebounds 4
3FG % 1st Half: 7-23 30.4% 2nd half: 7-14 50.0% Game: 14-37 37.8%
FT % 1st Half: 7-8 87.5% 2nd half: 7-13 53.8% Game: 14-21 66.7%

Officials: Eric Anderson, Doran Gotschall, Larry Spaulding

Technical fouls: Colo. Christian-None, Wyoming Cowboys-Caden Powell.

Attendance: 4464

2022-23 Men's Basketball, Round: 0, Colo. Christian vs Wyoming, Played at Arena

Score by periods table with columns: #, 1st, 2nd, Total. Rows: Colo. Christian (35, 34, 69), Wyoming Cowboys (50, 52, 102).

Last FG - CC 2nd-01:29, WYO 2nd-02:59.
Largest lead - CC None, WYO by 34 2nd-04:14.
CC led for 00:00, WYO led for 38:31. Game was tied for 01:29.

Score tied - 0 times.
Lead changed - 0 times.

Game 3: Wyoming 72 Southeastern LA 76

Official Basketball Box Score - Game Totals - Final Statistics
Southeastern La. vs Wyoming Cowboys
11/13/22 2:00 pm at Laramie, WY

Southeastern La. 76 • 2-1,0-0 Southlan

Table with 18 columns: #, Player, FG, FGA, 3-PT, FT, FTA, Rebounds (Off, Def, Tot), PF, TP, A, TO, Blk, Stl, Min. Includes player stats for Nick Caldwell, Roger McFarlane, Boogie Anderson, Alec Woodard, Christian Agnew, Saml Pissis, Mehdi Pissis, Matt Strange, Brody Rowbury, Donte Houston Jr., Team, and Totals.

FG % 1st Half: 16-34 47.1% 2nd half: 12-24 50.0% Game: 28-58 48.3% Deadball Rebounds 1
3FG % 1st Half: 6-14 42.9% 2nd half: 5-9 55.6% Game: 11-23 47.8%
FT % 1st Half: 0-0 0.0% 2nd half: 9-10 90.0% Game: 9-10 90.0%

Wyoming Cowboys 72 • 2-1,0-0 Mountain

Table with 18 columns: #, Player, FG, FGA, 3-PT, FT, FTA, Rebounds (Off, Def, Tot), PF, TP, A, TO, Blk, Stl, Min. Includes player stats for Hunter Thompson, Jeremiah Oden, Brendan Wenzel, Ethan Anderson, Hunter Maldonado, Jake Kyman, Noah Reynolds, Kenny Foster, Max Agbonkpolo, Caden Powell, Xavier DuSell, Team, and Totals.

FG % 1st Half: 12-32 37.5% 2nd half: 8-32 25.0% Game: 20-64 31.3% Deadball Rebounds 3
3FG % 1st Half: 10-23 43.5% 2nd half: 3-19 15.8% Game: 13-42 31.0%
FT % 1st Half: 4-5 80.0% 2nd half: 15-19 78.9% Game: 19-24 79.2%

Officials: Kristynea Esparza, Mike Littlewood, Kelly Self

Technical fouls: Southeastern La.-None, Wyoming Cowboys-None.

Attendance: 1524

2022-23 Men's Basketball, Round: 0, Southeastern La. vs Wyoming, Played at Arena

Score by periods table with columns: #, 1st, 2nd, Total. Rows: Southeastern La. (38, 38, 76), Wyoming Cowboys (38, 34, 72).

Last FG - SL 2nd-01:03, WYO 2nd-00:49.
Largest lead - SL by 12 2nd-03:41, WYO by 4 1st-03:57.
SL led for 33:19, WYO led for 02:17. Game was tied for 04:24.

Score tied - 4 times.
Lead changed - 6 times.

Game 2: Wyoming 79 Nicholls 68

Official Basketball Box Score - Game Totals - Final Statistics
Nicholls vs Wyoming Cowboys
11/10/22 8:00 pm at Laramie, WY

Nicholls 68 • 0-2,0-0 Southlan

Table with 18 columns: #, Player, FG, FGA, 3-PT, FT, FTA, Rebounds (Off, Def, Tot), PF, TP, A, TO, Blk, Stl, Min. Includes player stats for Marek Nelson, Manny Littles, Micah Thomas, Pierce Spencer, Latrell Jones, Tyrease Terrell, Caleb Huffman, Jalen White, Edoardo Del Cadia, Team, and Totals.

FG % 1st Half: 11-34 32.4% 2nd half: 17-32 53.1% Game: 28-66 42.4% Deadball Rebounds 0
3FG % 1st Half: 6-15 26.7% 2nd half: 3-10 30.0% Game: 9-25 28.0%
FT % 1st Half: 2-2 100.0% 2nd half: 3-3 100.0% Game: 5-5 100.0%

Wyoming Cowboys 79 • 2-0,0-0 Mountain

Table with 18 columns: #, Player, FG, FGA, 3-PT, FT, FTA, Rebounds (Off, Def, Tot), PF, TP, A, TO, Blk, Stl, Min. Includes player stats for Hunter Thompson, Max Agbonkpolo, Ethan Anderson, Noah Reynolds, Hunter Maldonado, Brendan Wenzel, Jake Kyman, Kenny Foster, Caden Powell, Xavier DuSell, Team, and Totals.

FG % 1st Half: 12-27 44.4% 2nd half: 11-28 39.3% Game: 23-55 41.8% Deadball Rebounds 5
3FG % 1st Half: 6-17 35.3% 2nd half: 4-16 25.0% Game: 10-33 30.3%
FT % 1st Half: 6-8 75.0% 2nd half: 17-26 65.4% Game: 23-34 67.6%

Officials: Janetta Graham, Randy Heimerman, Tony Padilla

Technical fouls: Nicholls-Micah Thomas, Wyoming Cowboys-None.

Attendance: 4498

2022-23 Men's Basketball, Round: 0, Nicholls vs Wyoming, Played at Arena-Audit

Score by periods table with columns: #, 1st, 2nd, Total. Rows: Nicholls (28, 40, 68), Wyoming Cowboys (36, 43, 79).

Points in game table with columns: In, Off, 2nd, Fast, Bench. Rows: Nicholls, Wyoming Cowboys.

Last FG - NICHST 2nd-00:33, WYO 2nd-01:12.

Largest lead - NICHST by 3 1st-13:55, WYO by 16 2nd-11:03.

NICHST led for 00:41, WYO led for 34:23. Game was tied for 04:56.

Score tied - 2 times.
Lead changed - 2 times.

Game 4: Wyoming 78 Howard 71

Official Basketball Box Score - Game Totals - Final Statistics
Howard vs Wyoming Cowboys
11/18/22 4:15 pm at Charlotte Amalie West, Vir Isl

Howard 71 • 2-4,0-0 MEAC

Table with 18 columns: #, Player, FG, FGA, 3-PT, FT, FTA, Rebounds (Off, Def, Tot), PF, TP, A, TO, Blk, Stl, Min. Includes player stats for Steve Settle, Jordan Wood, Elijah Hawkins, Jelani Williams, Bryce Harris, Marcus Dockery, Thomas Weaver, Shy Odum, Team, and Totals.

FG % 1st Half: 16-31 51.6% 2nd half: 11-28 39.3% Game: 27-59 45.8% Deadball Rebounds 0
3FG % 1st Half: 6-15 40.0% 2nd half: 1-5 20.0% Game: 7-20 35.0%
FT % 1st Half: 0-0 0.0% 2nd half: 10-12 83.3% Game: 10-12 83.3%

Wyoming Cowboys 78 • 3-1,0-0 Mountain

Table with 18 columns: #, Player, FG, FGA, 3-PT, FT, FTA, Rebounds (Off, Def, Tot), PF, TP, A, TO, Blk, Stl, Min. Includes player stats for Hunter Thompson, Jeremiah Oden, Brendan Wenzel, Ethan Anderson, Hunter Maldonado, Jake Kyman, Noah Reynolds, Kenny Foster, Max Agbonkpolo, Caden Powell, Xavier DuSell, Team, and Totals.

FG % 1st Half: 12-20 60.0% 2nd half: 17-27 63.0% Game: 29-47 61.7% Deadball Rebounds 4
3FG % 1st Half: 4-8 50.0% 2nd half: 3-5 60.0% Game: 7-13 53.8%
FT % 1st Half: 4-6 66.7% 2nd half: 9-12 75.0% Game: 13-18 72.2%

Officials: Matt LaGanke, Mike Millione, Trey Styons

Technical fouls: Howard-None, Wyoming Cowboys-None.

Attendance: 1524

2022-23 Men's Basketball, Round: 0, Howard vs Wyoming, Played at UVI Sports an

Score by periods table with columns: #, 1st, 2nd, Total. Rows: Howard (38, 33, 71), Wyoming Cowboys (32, 46, 78).

Points in game table with columns: In, Off, 2nd, Fast, Bench. Rows: Howard, Wyoming Cowboys.

Last FG - HOW 2nd-00:11, WYO 2nd-00:08.

Largest lead - HOW by 6 1st-00:00, WYO by 8 2nd-00:44.

HOW led for 21:04, WYO led for 15:55. Game was tied for 03:01.

Score tied - 5 times.
Lead changed - 17 times.

