

FRESNO STATE MEN'S BASKETBALL

SCHEDULE/RESULTS (19-12, 8-9)

NOVEMBER		TIME/RESULT
3 (Wed)	Stanislaus State (Exhibition)	W, 86-48
9 (Tues)	Fresno Pacific (MWN)	W, 74-54
12 (Fri)	Long Island [LIU] (MWN)	W, 84-60
15 (Mon)	Idaho [I] (MWN)	W, 69-62
22 (Mon)	vs. Pepperdine [2] (CBSSN)	W, 70-63
24 (Wed)	vs. Santa Clara [2] (CBSSN)	W, 59-52
28 (Sun)	at California (P12 Networks)	L, 57-65

DECEMBER		TIME/RESULT
1 (Wed)	San Diego (MWN)	W, 63-43
4 (Sat)	CSUN (MWN)	W, 61-43
8 (Wed)	at San Francisco (WCC Network)	L, 63-71
11 (Sat)	UC Irvine (MWN)	W, 63-55
17 (Fri)	Cal Poly (MWN)	W, 83-48
21 (Tues)	at Utah (P12 Networks)	L, 50-55
23 (Thurs)	at Weber State (ESPN+)	W, 69-43
28 (Tues)	at Boise State ^{MW} (MWN)	L, 55-65

JANUARY		TIME/RESULT
1 (Wed)	Air Force ^{MW} (MWN)	Canceled
5 (Wed)	at San Diego State ^{MW} (FSI)	Postponed to 3/3
8 (Sat)	Wyoming ^{MW} (MWN)	Postponed to 2/6
11 (Tues)	San Jose State ^{MW}	W, 79-59
14 (Fri)	at UNLV ^{MW} (FSI)	W, 73-68
18 (Tues)	Utah State ^{MW} (CBSSN)	W, 61-54
21 (Fri)	at Nevada ^{MW} (FSI)	L, 73-77
25 (Tues)	at New Mexico ^{MW} (STADIUM)	W, 65-60
28 (Fri)	Boise State ^{MW} (FSI)	L, 63-68 [OT]

FEBRUARY		TIME/RESULT
1 (Tues)	at San Jose State ^{MW} (CBSSN)	W, 73-43
4 (Fri)	Nevada ^{MW} (FSI)	W, 73-56
6 (Sun)	Wyoming ^{MW} (FSI)	L, 59-61
11 (Fri)	at Colorado State ^{MW} (CBSSN)	L, 50-65
16 (Wed)	UNLV ^{MW} (CBSSN)	L, 57-60
19 (Sat)	San Diego State ^{MW} (CBSSN)	L, 44-61
22 (Tues)	at Air Force ^{MW} (MWN)	W, 65-40
28 (Mon)	New Mexico ^{MW} (FSI)	W, 71-68

MARCH		TIME/RESULT
3 (Thurs)	at San Diego State ^{MW} (CBSSN)	L, 64-65 [OT]
5 (Sat)	at Wyoming ^{MW} (MWN)	L, 64-68 [2OT]

2022 MW Championships (Thomas & Mack Center)

9 (Wed)	MW First Round [3] (MWN)	4 p.m. PT
10 (Thurs)	MW Quarterfinals [3] (CBSSN)	8:30 p.m. PT
11 (Fri)	MW Semifinals [3] (CBSSN)	9 p.m. PT
12 (Sat)	MW Championship [3] (CBS)	3 p.m. PT

- [1] - Southern California Challenge (Campus Sites)
 [2] - Southern California Challenge (Dana Point, Calif.)
 [3] - MW Basketball Championships (Las Vegas, Nev.)

Fresno State Strategic Communications

Stephen Trembley (strembley@csufresno.edu)
 Taylor Martinez (taylormartinez@csufresno.edu)
 Holly Cassina (hcassina@mail.fresnostate.edu)

Bulldog Sports Network (Radio)

- FOX Sports 1340 AM (Fresno)
- FOX Sports 970 AM (Bakersfield)
- Fresno State Bulldogs Official App
- GoBulldogs.com/watch (All-Access: Free)
- iHeartMedia and Varsity Apps

Mountain West Network (MWN): GoBulldogs.com/mwn
Live Stats: BulldogsLive.com

2022 MOUNTAIN WEST CHAMPIONSHIPS: QUARTERFINAL NOTES • V3

MARCH 10, 2022 • LAS VEGAS, NEV. • THOMAS & MACK CENTER



First Round • (6) Fresno State 69, (11) San Jose State 67 [OT] • March 9, 2012
TV/ONLINE: Quarterfinals & Semifinals • CBS Sports Network (3/10 & 3/11)
 Championship Game • CBS (3/12)
RADIO: Bulldog Sports Network (Paul Loeffler & Marc Q. Jones)
HISTORY: Fresno State is 8-8 in MW Tournament games (2013-present)

THE BREAKDOWN

- Fresno State Athletics is celebrating its centennial year and the 2021-22 men's basketball season is the 100th season of competition in program history.
- Fresno State head coach **Justin Hutson** is in his fourth season back home in the San Joaquin Valley.
- Fresno State is playing in the 2022 MW Basketball Championships as the No. 6 seed in the 11-team field.
- Fresno State would need to win four games in four days to earn the MW's NCAA Tournament automatic bid.

BULLDOG BONES

OPENING TIP

- No. 6 seed Fresno State will next face No. 3 seed San Diego State on Thursday at 8:30 p.m. PT. This will be the third-ever MW Tournament meeting between the programs.
- Fresno State is second in the MW and ranks third in the nation in scoring defense (58.4 ppg allowed).
- Fresno State leads the MW in rebounding defense (29.70/avg).
- Through games played on March 7, Fresno State ranked 42nd in field goal percentage defense (40.7 percent).
- Fresno State limited its opponents to fewer than 70 points in 29 of its 31 games during the regular season.
- Fresno State limited five of its opponents to 43 points or less during the regular season.

ROBINSON'S PRODUCTION COMPARES TO THE BEST IN COLLEGE BASKETBALL

- Through games played on March 7, Fresno State junior forward **Orlando Robinson** was ranked fifth in KenPom's 2022 Player of the Year Standings with a 1.419 kPOY rating (2nd nationally in Game MVPs: 17).
- With 1,321 career points, **Orlando Robinson** (19.2 ppg/8.2 rpg) enters the week ranked 21st on the Bulldogs' all-time scoring list - 10 points away from becoming the 20th Bulldog to score 1,300 or more career points.
- Robinson was named to the Mid-Season Watch List for the 2021-22 Lute Olson National Player of the Year.
- Robinson was named to the Midseason Team for the 2022 Jersey Mike's Naismith Trophy Player of the Year.
- Robinson earned 2021-22 All-MW first team honors from both the coaches and a select MW media panel.
- Robinson, a Las Vegas native, was also a 2021-22 preseason All-MW selection and earned 2020-21 second-team All-MW, NABC All-District honors, CoSIDA Academic All-District and MW Scholar Athlete honors.

NOTHING BUT NET & KENPOM

- Through games played on March 7, Fresno State was No. 62 in the Pomeroy College Basketball Ratings.
- Through games played on March 7, Fresno State was No. 69 in the NCAA's NET rankings.
- Through games played on March 7, six Mountain West teams were in the Top 70 of the NCAA's NET rankings.
- Fresno State entered conference play as high as No. 50 in the NET (through games played on Dec. 27, 2021) and has been as high as No. 48 overall (through games played on Jan. 14, 2022).
- Fresno State checked in at No. 93 in the NCAA's first NET rankings release of the season on Dec. 5, 2021.
- Fresno State played seven **Quad 1** games during the 2021-22 regular season.
- Fresno State enters with three **Quad 2** wins: **SCU** (59-52, N); at **UNLV** (73-68, A); vs. **USU** (61-54, H)

MOUNTAIN WEST TOURNAMENT HISTORY: FRESNO STATE MEN'S BASKETBALL

- After Wednesday's first round in the 2022 MW Basketball Championships, Fresno State is now 8-8 all-time record in MW Tournament games (3-3 in head coach Justin Hutson's tenure).
- From 2013-21, Fresno State was 5-4 in its MW Tournament opener (2-1 in first round games).
- From 2013-21, Fresno State was 3-5 in the quarterfinals and 1-2 in the semifinals (1-0 in MW title games).
- This is the third time Fresno State has been the No. 6 seed (1-2 record as No. 6 seed • 1-1 in Hutson's tenure).
- Fresno State won the 2016 MW tournament championship as the No. 2 seed.

BY THE NUMBERS

6

Fresno State is the **No. 6** seed for the MW Championships for the third time.

3rd

Through games played on March 7, Fresno State was ranked **third** nationally in scoring defense.

7

Fresno State played **seven** Quad 1 games during the 2021-22 regular season.



2021-22 FRESNO STATE BULLDOGS

Men's Basketball Roster

Numerical Roster

No.	Name	Pos.	Ht.	Wt.	Cl.	Exp.	ER*	Hometown (High School/Previous School)
0	Kyle Harding	G	6-3	185	Jr.	1L	2E	Roosevelt, N.Y. (Thomas Jefferson HS/Allan Hancock College)
1	Jemarl Baker	G	6-5	195	Sr.	GR	1E	Menifee, Calif. (Eleanor Roosevelt HS/Kentucky/Arizona)
3	Isaiah Hill	G	6-0	170	Jr.	1L	2E	Bakersfield, Calif. (Liberty HS/Tulsa)
4	Junior Ballard	G	6-3	195	Sr.	1L	1E	Stockton, Calif. (Modesto Christian School/Cal Poly)
5	Jordan Campbell	G	6-4	195	Jr.	1L	2E	Adelanto, Calif. (Adelanto HS/Oregon State)
10	Orlando Robinson	F	7-0	235	Jr.	2L	2E	Las Vegas, Nev. (Middlebrooks Academy)
11	Donavan Yap	G	6-5	185	So.	TR	3E	Las Vegas, Nev. (Arbor View HS/UNLV)
13	Deon Stroud	G	6-5	200	Jr.	1L	2E	Fresno, Calif. (San Joaquin Memorial HS/UTEP)
22	Destin Whitaker	G	6-5	185	So.	1L	3E	Romeoville, Ill. (Romeoville HS)
23	Leo Colimerio	G/F	6-7	190	So.	1L	3E	Sao Paulo, Brazil (Wasatch Academy – Mount Pleasant, Utah)
25	Anthony Holland	G	6-5	225	Jr.	2L	2E	Riverside, Calif. (Notre Dame HS)
30	Robert Vaihola	F	6-8	245	Fr.	HS	3E	San Mateo, Calif. (Archbishop Riordan HS – San Francisco, Calif.)
33	Steven Vasquez	G	6-2	170	Fr.	HS	3E	Santa Maria, Calif. (Saint Joseph HS)
34	Braxton Meah	C	7-1	250	So.	1L	3E	Fresno, Calif. & Layton, Utah (San Joaquin Memorial HS/Middlebrooks Academy)

Alphabetical Roster

No.	Name	Pos.	Ht.	Wt.	Cl.	Exp.	ER*	Hometown (High School/Previous School)
1	Jemarl Baker	G	6-5	195	Sr.	GR	1E	Menifee, Calif. (Eleanor Roosevelt HS/Kentucky/Arizona)
4	Junior Ballard	G	6-3	195	Sr.	1L	1E	Stockton, Calif. (Modesto Christian School/Cal Poly)
5	Jordan Campbell	G	6-4	195	Jr.	1L	2E	Adelanto, Calif. (Adelanto HS/Oregon State)
23	Leo Colimerio	G/F	6-7	190	So.	1L	3E	Sao Paulo, Brazil (Wasatch Academy – Mount Pleasant, Utah)
0	Kyle Harding	G	6-3	185	Jr.	1L	2E	Roosevelt, N.Y. (Thomas Jefferson HS/Allan Hancock College)
3	Isaiah Hill	G	6-0	170	Jr.	1L	2E	Bakersfield, Calif. (Liberty HS/Tulsa)
25	Anthony Holland	G	6-5	225	Jr.	2L	2E	Riverside, Calif. (Notre Dame HS)
34	Braxton Meah	C	7-1	250	So.	1L	3E	Fresno, Calif. & Layton, Utah (San Joaquin Memorial HS/Middlebrooks Academy)
10	Orlando Robinson	F	7-0	235	Jr.	2L	2E	Las Vegas, Nev. (Middlebrooks Academy)
13	Deon Stroud	G	6-5	200	Jr.	1L	2E	Fresno, Calif. (San Joaquin Memorial HS/UTEP)
30	Robert Vaihola	F	6-8	245	Fr.	HS	3E	San Mateo, Calif. (Archbishop Riordan HS – San Francisco, Calif.)
33	Steven Vasquez	G	6-2	170	Fr.	HS	3E	Santa Maria, Calif. (Saint Joseph HS)
22	Destin Whitaker	G	6-5	185	So.	1L	3E	Romeoville, Ill. (Romeoville HS)
11	Donavan Yap	G	6-5	185	So.	TR	3E	Las Vegas, Nev. (Arbor View HS/UNLV)

* = ER: Years of *Eligibility Remaining* after the 2021-22 season

Coaching Staff

Head Coach: Justin Hutson (4th Season, CSU Bakersfield, '94)

Associate Head Coach: Tarvish Felton (4th Season, Southern Utah, '99)

Assistant Coach: Keith Brown (4th Season, Pacific, '78)

Assistant Coach: Tim Shelton (4th Season, San Diego State, '11)

Director of Basketball Operations: Nate Leal (4th Season, 8th overall at Fresno State [2013-17, '18-present], Fresno State, '14)

Director of Player Development (Video Coordinator): Titus Shelton (4th Season, Cal Poly, '09)

Director of Sports Performance (Men's Basketball): Charles Young (1st Season, Western Michigan, '15)

Associate Director of Sports Medicine (Athletic Trainer): Bri Maher (1st Season, San Diego State, '17)

Special Assistant & Analytics: Luke Jackson (3rd Season, San Diego State, '18)

Graduate Assistant: Jazmin Pulido (3rd Season [2018-20, '21-present], Fresno State '20)

Pronunciation Guide:

Jemarl Baker	Jamal
Leo Colimerio	Cole-luh-mare-ee-oh
Isaiah Hill	Eye-ZAY-uh
Braxton Meah	Mee-uh
Deon Stroud	Dee-on
Destin Whitaker	Wit-uh-ker
Robert Vaihola	Vie-ol-uh

ROBINSON NAMED TO MID-SEASON WATCH LIST FOR 2021-22 LUTE OLSON AWARD

Fresno State's Orlando Robinson was named to the Mid-Season Watch List for the 2021-22 Lute Olson National Player of the Year award on Jan. 12, 2022. Robinson is one of 30 players included on the watch list for the award, which is presented annually to the top player in Division I college basketball, and named in honor of Hall of Fame coach Lute Olson, who won 776 games in 34 seasons, 24 of which were spent at Arizona. The award will be announced on April 1 in New Orleans, site of the NCAA men's basketball championship. Robinson was also named to the Midseason Team for the 2022 Jersey Mike's Naismith Trophy Player of the Year.

THE 40's & 30's

- Fresno State's swarming defense limited six opponents to fewer than 50 points during the regular season.
- In those games, Fresno State was 6-0 while holding Air Force to 40 points (Feb. 22), four different teams to exactly 43 points (San Diego, CSUN, Weber State and San Jose State) and Cal Poly to 48 points (Dec. 17).
- In Fresno State's first six seasons in the MW, the Bulldogs had limited six opponents to fewer than 50 points.
- Fresno State has won 33 consecutive games when holding an opponent to fewer than 50 points, with the last loss coming back when the 'Dogs were edged 49-48 at San Jose State on Feb. 23, 1987.

HISTORY MADE BY TAKING CARE OF THE BASKETBALL

In the Bulldogs' 61-59 loss to Wyoming on Feb. 6, 2022, Fresno State set a program record with two turnovers in the game. Through games played on March 6, 2022, the Bulldogs were one of nine teams in the nation to commit two or fewer turnovers in a game. Also of note, the two turnovers were both after committing an offensive foul (zero lost ball or bad pass turnovers).

TRENDING

- Fresno State is 10-4 when **Jordan Campbell** has scored at least 10 points in that game.
- Fresno State's **Leo Colimerio** recorded his first career double-double in the Jan. 28 game vs. Boise State.

HOLLAND EARNS ALL-MOUNTAIN WEST HONORABLE MENTION HONORS FROM MW MEDIA

- Fresno State junior **Anthony Holland** received 2021-22 All-MW honorable mention honors (MW Media).
- Holland was one of three Bulldogs to average double-digits in scoring (11.2 points) during conference play.
- Holland scored a career-high 22 points with eight rebounds to help lead the Bulldogs to a 65-60 road win at New Mexico on Jan. 25, 2022 - a game when Orlando Robinson was limited to 15 minutes (ankle injury).
- Holland scored 20 or more points three times in MW play this season.
- Fresno State is 14-4 when Holland scores 10 or more points (18-5: 9 or more points; 19-6: 8 or more points).
- Holland was unavailable for the Bulldogs' Dec. 28 MW opener at Boise State (health & safety protocols).
- In the 2021 MW Tournament, Holland played 78 of the possible 80 minutes with six assists and just one turnover. Holland also recorded a double-double (15 points/10 rebounds) in a first round win over UNM.

SURGING ON THE HILL

- Fresno State's **Isaiah Hill** scored a career-high 25 points on 10-for-17 shooting (3-for-9 3FG) in the Bulldogs' 61-59 loss to Wyoming on Feb. 6 and had 22 points (8-for-13 FG; 5-8 3FG) in a Jan. 21 road game at Nevada.
- Hill has made at least two 3-pointers in 13 of his last 17 games, but missed his final seven 3-point field goal attempts to end the regular season. Hill was 3-for-4 on 3FG in Wednesday's first round win over SJSU.
- Hill is one of four Bulldogs on the 2021-22 roster with Central Valley ties as a product of Liberty High School in Bakersfield, Calif. *The others: Junior Ballard (Stockton), Braxton Meah (Fresno) and Deon Stroud (Fresno).*
- Hill started his collegiate career at Tulsa, where he played in 31 games as a freshman and helped lead the Hurriances to a share of the AAC regular season championship, before transferring back home to the Valley.

BULLDOG BONES (THE JUSTIN HUTSON ERA)

- In Hutson's tenure (since 2018), Fresno State is 21-0 when shooting at least 50 percent from the field (24 straight wins dating back to February 2018 prior to Hutson's hiring in April 2018).
- Fresno State is 7-0 when scoring at least 90 points (19-2 when scoring at least 80 points).
- Fresno State is 25-2 when allowing under 60 points (12-1 this season).
- Fresno State is 37-7 when making 45 percent or more of its field goal attempts (12-1 this season).
- Fresno State is 48-9 when having the same or better A-TO ratio than its opponent (18-3 this season).
- Fresno State is 26-6 when at least four Bulldogs score 10 or more points (5-0 this season).
- During the last two seasons, there have been four games that two Fresno State players have 10 rebounds:
- >>> **12/19/20 [vs. Fresno Pacific]:** Robinson (11) & Holland (10)
- >>> **3/10/21 [vs. New Mexico • MW First Round • Las Vegas]:** Robinson (12) & Holland (10)
- >>> **1/11/22 [vs. San Jose State]:** Robinson (12) & Holland (11)
- >>> **1/28/22 [vs. Boise State]:** Holland (10) & Colimerio (10)
- Fresno State has only been outscored by autonomy-five conference schools [TCU, Northwestern, Miami, Cal (three times), Oregon and Utah] by a combined score of 545-547 (-2).
- In 2021-22, Fresno State was one of 21 remaining unbeaten teams nationally before losing at Cal on Nov. 28.

UNIVERSITY QUICK FACTS

Location	Fresno, Calif.
Founded.....	1911
Enrollment.....	25,200
President	Dr. Saul Jimenez-Sandoval
Director of Athletics.....	Terry Tumey
Senior Woman Administrator.....	Carrie Coll
Faculty Athletic Representative	Dr. Victor Torres
Colors	Red and Blue
Nickname.....	Bulldogs
Conference.....	Mountain West

PROGRAM QUICK FACTS

2021-22 TEAM INFORMATION

2021-22 Overall Record	19-12
2021-22 Conference Record.....	8-9
Starters Returning/Lost	5/0
Letterwinners Returning/Lost.....	10/2
Newcomers	4

BULLDOG COACHING & SUPPORT STAFF

Head Coach	Justin Hutson (4th Season)
• Career Record (Year)	65-52 (4th)
• Fresno State Record (Year)	65-52 (4th)
• Alma Mater.....	CSU Bakersfield, 1994
Associate Head Coach	Tarvish Felton (4th Season)
• Alma Mater.....	Southern Utah, 1999
Assistant Coach	Keith Brown (4th Season)
• Alma Mater.....	Pacific, 1978
Assistant Coach	Tim Shelton (4th Season)
• Alma Mater.....	San Diego State, 2011
Director, Basketball Operations	Nate Leal
....(3rd Season, 8th overall at FS [2013-17, '18-present])	
• Alma Mater.....	Fresno State, 2014
Director, Player of Development	Titus Shelton (4th Season)
• Alma Mater.....	Cal Poly, 2010
Director, Sports Performance	Charles Young (1st Season)
• Alma Mater.....	Western Michigan, 2015
Athletic Trainer	Bri Maher (1st Season)
• Alma Mater.....	San Diego State, 2017
Special Assistant & Analytics ..	Luke Jackson (2nd Season)
• Alma Mater.....	San Diego State, 2018
Graduate Assistant	Jazmin Pulido (3rd Season)
• Alma Mater.....	Fresno State, 2020

ARENA INFORMATION

Name.....	Save Mart Center (15,596)
Completed.....	2003 (15 Seasons)
Record in Save Mart Center	206-94
Largest Crowd.....	15,423 (12/19/06 vs. Stanford)
Number of 12,000-plus crowds	25
Last 12,000-plus crowd...14,801 (3/1/14 vs. San Diego State)	
Press Row Phone.....	(559) 347-3699
Record in Selland Arena.....	407-13

TEAM HISTORY

First Season of Men's Basketball	1921-22
Seasons	100th
All-Time Record.....	1,381-1,170
Conference Championships.....	23
.....(18 Regular Season, 5 Tournament)	
Last Conference Championship	2016 (MW)
Postseason Appearances.....	23*
Last Postseason Appearance	2017 (NIT)
NCAA Tournament Appearances.....	6*
.....(1981, 1982, 1984, 2000*, '01 & '16)	
Last NCAA Tournament Appearance	2016
NIT Appearances	10
.....(1983, '85, '94, '96, '97, '98, '99, 2002, '07 & '17)	
Last NIT Appearance	2017
NIT Final Fours.....	2 (1983 & '98)
NIT Championships.....	1 (1983)
All-Time NIT Record.....	14-10
CBI Appearances	1 (2014)
All-Time CBI Record.....	4-2
NCAA Pacific Coast Regionals.....	6
NCAA College Division Championships.....	2

Note: * = 2000 NCAA Tournament appearance vacated due to use of ineligible student-athlete



PRESEASON HONORS & NOTES

2021-22 PRESEASON ALL-MOUNTAIN WEST TEAM..

F: Orlando Robinson – Jr. – Fresno State

G/F: David Roddy – Jr. – Colorado State

G: Isaiah Stevens – Jr. – Colorado State

G: Grant Sherfield – Jr. – Nevada

G: Bryce Hamilton – Sr. – UNLV

Preseason Player of the Year

Grant Sherfield, Jr., G, Nevada

Preseason Newcomer of the Year

Matt Bradley, Sr., G, San Diego State

Preseason Freshman of the Year

Keshon Gilbert, G, UNLV

2021-22 MW PREDICTED ORDER OF FINISH.....

1. Colorado State (11) – 207
2. San Diego State (7) – 201
3. Nevada (2) – 189
4. Boise State – 147
5. Utah State – 127
- 6. Fresno State – 119**
7. UNLV – 109
- T-8. New Mexico – 79
- T-8. Wyoming – 79
10. San José State – 40
11. Air Force – 23

PRESEASON NOTES: Fresno State returned all three of its double figure scorers from last season: **Orlando Robinson** (14.6 ppg), **Deon Stroud** (12.2 ppg) and **Isaiah Hill** (10.3 ppg). **Junior Ballard** (7.2 ppg/2.6 rpg) and **Anthony Holland** (5.5 ppg/4.7 rpg) also averaged over five points and 25 minutes per game last season for the Bulldogs... Fresno State returns 90.2 percent of its scoring and 89.3 percent of its minutes played from last season ... Fresno State has finished in the Top 4 of the Mountain West in four of the last six seasons ... Fresno State was one of three MW schools to play a full 20-game conference schedule during the 2020-21 season.

2021-22 SCHEDULE OVERVIEW

- Fresno State opened with a 74-54 victory over Fresno Pacific on Nov. 9 at the Save Mart Center.
- For the first time since 2002, Fresno State finished its home nonconference schedule undefeated (7-0).
- The 'Dogs won the 2021 Venue Twin SoCal Challenge with seven-point wins over Idaho, Pepperdine and Santa Clara.
- Fresno State played road nonconference games at Cal (Nov. 28), San Francisco (Dec. 8), and Utah (Dec. 21) & visit Weber State (Dec. 23).
- Fresno State defeated Stanislaus State 86-48 in a Nov. 3 exhibition at the Save Mart Center.
- Fresno State opened MW play at Boise State on Dec. 28 and hosted eight MW opponents along with nine road games – playing eight teams twice and three teams once.

2022-23 SCHEDULE PREVIEW

- Fresno State, along with Saint Mary's College, Washington and Vanderbilt, will play in the 2022 Paycom Wooden Legacy during Feast Week at the Anaheim Convention Center in southern California. This is the Bulldogs' second appearance in the ESPN event and first since a third-place finish (out of eight teams) in 2018.

FRESNO STATE WINS 2021 VENUE TWIN SOUTHERN CALIFORNIA CHALLENGE SURF DIVISION

- Fresno State won the 2021 Venue Twin Southern California Surf Division Championship.
- Fresno State's **Orlando Robinson** was named the Surf Division Most Valuable Player and all-tournament team while leading the 'Dogs to a 3-0 record (all three wins were by exactly seven points each).
- Robinson averaged 21.7 points (22-for-41 FG, 53.7 percent), 8.0 rebounds, 2.7 assists and 1.3 blocks per game to lead the Bulldogs to a home win over Idaho and neutral site victories over Pepperdine and Santa Clara.
- In the championship game, Fresno State held Santa Clara, who entered averaging 88 points per contest on 55 percent shooting, to a then season-low 52 points on a 36 percent clip from the field.
- Fresno State's **Isaiah Hill** scored 19 points (11-for-16 FT) in the 70-63 win over Pepperdine.
- In the three wins, Hill posted 11.3 points, 4.7 rebounds and 2.7 assists per game.
- Robinson scored 27 points with 10 rebounds in the Bulldogs' 69-62 win over Idaho.
- With the 59-52 win over SCU, Fresno State earned its first of now three wins over KenPom Top 100 teams.

BRINGING THE HEAT ON DEFENSE

Fresno State head coach Justin Hutson has been known throughout his career as a great defensive coach.

In his first season at Fresno State (2018-19), the Bulldogs ranked 24th nationally in 3-point field goal percentage defense (225-735, 30.6 percent).

This season, Hutson and the 'Dogs have dialed up the intensity again and ranked third in the nation in scoring defense (58.4 points allowed per game) through games played on March 7.

- In December 2021, Fresno State's tenacious defense limited opponents to 52.9 points per game with a 38.0 field goal percentage defense (149-392 FG), which included a 27.3 3-point field goal percentage defense (45-165 3FG), and forced an average of 13.5 turnovers per game (eight games played in December).
- This season, Fresno State has held five teams to 20 points or less in the first half (FPU, USD, CSUN, WSU & AFA) and limited its opponents to fewer than 70 points in 29 of its 31 games during this season.

ROBINSON IN TOP FIVE FOR 2022 KENPOM.COM PLAYER OF THE YEAR STANDINGS

Throughout the season, Fresno State's Orlando Robinson has been receiving national recognition for his performance the court. For the last two months, Robinson has been a consistent presence in the 2022 KenPom.com Player of the Year Standings and enters the MW Basketball Championships in the top five of the elite list.

FRESNO STATE CONTENDING IN THE MOUNTAIN WEST

Since joining the Mountain West in 2012, Fresno State has won the 2016 conference tournament championship and finished as high as second in the regular season. The Bulldogs have finished no lower than seventh in league play in its first 10 seasons in the Mountain West, which includes six first round byes in the MW Tournament. In the last seven MW campaigns, the 'Dogs won an average of 10.3 MW contests per year -- twice going 13-5 against MW opponents, including Hutson's first season at Fresno State during the 2018-19 season. Fresno State has averaged nearly 10 conference victories per season (9.7) in Hutson's first four seasons as the Bulldogs' head coach.

MOST NBA LOTTERY PICKS (LAST 22 SEASONS • 2000-21)

- **Fresno State: 3**
- UNLV: 2
- San Diego State: 1

FRESNO STATE PRODUCING NBA DRAFT LOTTERY PICKS, PROS

In the last 22 seasons, **Fresno State has produced three NBA Lottery picks** - Paul George (No. 10 overall in 2010), Melvin Ely (No. 12 overall in 2002) and Courtney Alexander (No. 13 overall in 2000) - while UNLV has two and San Diego State has one in that same 22-season span. Overall, Fresno State has had 31 players go on to play in the NBA, including 21 being selected in the NBA Draft with five first-round picks (four since 2000).

'DOGS EARN FIRST NABC TEAM ACADEMIC EXCELLENCE AWARD

- Fresno State earned its first-ever National Association of Basketball Coaches (NABC) Team Academic Excellence award for the Bulldogs' academic achievements during the 2020-21 season.
- A record eight Bulldogs earned 2020-21 Academic All-MW honors – which is the most men's basketball student-athletes to earn the designation in a single season in program history.
- Fresno State forward Orlando Robinson was also named a 2020-21 MW Scholar-Athlete.
- Fresno State: 3.09 cumulative team grade point average for the 2020-21 season (3.29 GPA in Fall 2020).

BEST TEAM SCORING DEFENSES [SINCE 1986]

Note: Since introduction of 3-point field goal

- 1. 2021-22: 58.4 PPG**
2. 2012-13: 61.0 PPG
3. 2003-04: 61.8 PPG
4. 1988-89: 62.9 PPG
5. 1986-87: 63.8 PPG
6. 2011-12: 66.1 PPG
7. 2006-07: 66.2 PPG
8. 2014-15: 66.3 PPG
9. 2002-03: 66.8 PPG
10. 2009-10: 66.9 PPG


2022 KenPom.com Player of the Year Standings

Note: Through games played on March 7, 2022

1. Oscar Tshiebwe, Kentucky (1.884 kPOY)
2. Keegan Murray, Iowa (1.561 kPOY)
3. Drew Timme, Gonzaga (1.524 kPOY)
4. Chet Holmgren, Gonzaga (1.508 kPOY)
- 5. Orlando Robinson, Fresno State (1.419 kPOY)**



ORLANDO ROBINSON - ONE OF THE NATION'S BEST



10
ORLANDO ROBINSON F/C
7-0 | 235 | Jr. | 3rd Year at Fresno State
Las Vegas, Nev. (Middlebrooks Academy)
Major: Communication

ACCOLADES:

- **2021-22 All-MW First Team (Coaches & Media) & Defensive Team (Coaches)**
- **Midseason Team: 2022 Jersey Mike's Naismith Trophy Player of the Year (2/10/22)**
- **Lute Olson National Player of the Week & MW Player of the Week (1/17/22)**
- **2021-22 Lute Olson National Player of the Year - Mid-Season Watch List**
- **2021 Venue Twin SoCal Challenge Surf Division Most Valuable Player**
- **2021-22 Preseason All-Mountain West (Select MW Media)**
- **2021-22 Midseason All-Arthur Team: The Swiss Army Knife (Heat Check CBB)**
- **2020-21 Second-Team All-MW (Coaches & Select MW Media) & NABC All-District 17**
- **2020-21 CoSIDA Academic All-District, Academic All-MW & MW Scholar Athlete**
- **2019-20 Honorable Mention All-Mountain West (Select MW Media)**

Fresno State junior forward **Orlando Robinson** has produced at an elite level for the Bulldogs during the 2021-22 campaign, which earned him national recognition for his scoring, rebounding and defensive presence.

ROBINSON RISING IN THIRD SEASON AT FRESNO STATE

- Through games played on March 7, Fresno State's **Orlando Robinson** was eighth in KenPom's 2022 Player of the Year Standings with a 1.419 kPOY rating.
- With 1,321 career points, **Orlando Robinson** (19.2 ppg/8.2 rpg) is ranked 20th on the Bulldogs' all-time scoring list and 25 points away from tying Tyler Johnson for 19th (2011-14 • 1,346 points • 127 games)
- Robinson has scored at least 15 points in 26 of his last 32 games.
- Robinson has scored double figures in 36 of his last 39 games.
- Robinson has scored 30 or more points three times this season (four career).
- Robinson is the third Bulldog to earn postseason All-MW first-team honors (Marvella Harris – 2015 & 2016, Deshon Taylor – 2018 & 2019).
- Robinson is a communication major at Fresno State.

ROBINSON EARNS NATIONAL & MW PLAYER OF THE WEEK HONORS

Fresno State's Orlando Robinson was named the Lute Olson National Player of the Week and the MW Player of the Week on Jan. 17, 2022. During the week, Robinson averaged 27.5 points and 11.5 rebounds while leading the Bulldogs to a 2-0 record, which included a 79-59 win over San Jose State on Jan. 11 and a 73-68 road win at UNLV on Jan. 15. In the 20-point win over SJSU, Robinson scored a season-high 31 points with 12 rebounds and followed up that dominant performance with another one – going for 24 points and 11 rebounds for a second straight double-double to power Fresno State past UNLV in his hometown of Las Vegas.

ROBINSON NAMED PRESEASON ALL-MOUNTAIN WEST

Fresno State junior forward **Orlando Robinson** collected his first major preseason recognition by earning one of five spots on the 2021-22 Preseason All-Mountain West team, as selected by conference media members. Robinson, who also has a chance to earn his way into consideration for the 2022 Kareem Abdul-Jabbar Award (best center), decided to return to Fresno State for his junior season after declaring for the NBA Draft in May. Robinson was one of 30 players named to the Mid-Season Watch List for the 2021-22 *Lute Olson National Player of the Year* on Jan. 12, 2022.

2020-21 (SOPHOMORE)

- Fresno State forward Orlando Robinson averaged 14.6 points, 9.2 rebounds and 2.1 assists per game while shooting 44.3 percent (117-for-264) from the field and 33.3 percent (15-for-45) on 3-point field goals in 2020-21.
- Started all 24 games and averaged 31.9 minutes per game in 2020-21.
- Scored a career-high 33 points in Fresno State's 81-61 series-closing home win over Wyoming (Jan. 4, 2021).
- Scored 20 or more points three times and double figures 20 times, including the final nine games of the season.
- Collected a career-best 16 rebounds in Fresno State's series-opening 64-62 overtime win versus New Mexico (Jan. 28, 2021)
- Collected 15 or more rebounds twice and 10 or more rebounds 12 times, including the final three games of the season.
- Recorded 11 double-doubles (tied for the 19th-most in the NCAA) in 2020-21 to raise his career double-double tally to 16 through his first two seasons at Fresno State.
- Played nearly all 40 minutes (all but 16 seconds) with 12 points and six rebounds in Fresno State's series-opening 67-64 road win at UNLV (Feb. 24, 2021).
- Played 35 or more minutes eight times.
- Shot 72.1 percent (101-for-140) from the free throw line.

MW Rankings (all games): third in rebounding (9.2 RPG) and defensive rebounding (6.4 DRPG), fifth in offensive rebounding (2.8 ORPG), eighth in free throw percentage (72.1 percent, 101-140), 10th in blocked shots per game (0.8 BPG, 19 blocks), 11th in minutes played per game (31.9 MPG), 14th in scoring (14.6 PPG).

- For the season, Robinson recorded 350 points, 220 rebounds, 50 assists, 75 turnovers, 19 blocks and 22 steals in 765 minutes.

Note: In late April, Robinson declared for the 2020 NBA Draft, but retained his eligibility to return for his junior season by not hiring agent. Robinson withdrew from the NBA Draft on July 2, 2021.

20-POINT GAMES BY BULLDOG FRESHMEN (LAST 15 SEASONS)

- 6 - Paul George, 2008-09
- **5 - Orlando Robinson, 2019-20**
- 4 - Jarred Hyder, 2019-20
- 4 - Kevin Olekaibe, 2010-11

2019-20 (FRESHMAN): Only Bulldog to play in all 30 games (all starts) ... averaged a team-high 12.2 points, along with 6.6 rebounds, 1.6 assists and 1.0 blocks per game ... posted a total of 365 points, 198 rebounds, 47 assists, 29 blocks and 25 steals ... logged a total of 818 minutes for an average of 27.3 minutes per game ... scored a season-high 27 points with five rebounds and a season-best five blocks against UC Riverside (Dec. 28) ... scored at least 20 points in five games, the second-most in the last 15 seasons by a Fresno State freshman - one shy of Paul George, who had six during the 2008-09 season ... scored in double figures in 17 games ... collected a season-high 15 rebounds in 62-37 road win at Cal Poly (Dec. 14) ... had at least 10 rebounds in six contests ... made at least six field goals in 10 games ... made 13 3-point field goals ... ranked fifth in the Mountain West in blocked shots (1.0 bpg), sixth in rebounding (6.6 rpg) and 18th in scoring (12.2 ppg) ... shot a team-best 49.2 percent from the field (127-258 FG) ... also shot 70.5 percent from the free throw line (98-139 FT) ... registered multiple steals in six games, which included a season-best three steals twice ... recorded multiple assists in 16 contests, which included a season-high four assists three times ... made at least five free throws in 10 games ... honorable mention All-MW.

#10 ROBINSON, Orlando

Opponent	Date	GS	MIN	Total FG-FGA	PCT	3FG-3FGA	PCT	Free throws FT-FTA	PCT	Rebounds OFF	DEF	TOT	AVG	PF	A	TO	BLK	STL	PTS	AVG	
Fresno Pacific	11/09/2021	*	32:22	6-14	.429	0-4	.000	4-5	.800	3	2	5	5.0	2	3	2	3	1	16	16.0	
LIU	11/12/2021	*	30:58	6-9	.667	0-1	.000	5-5	1.000	7	11	18	11.5	0	3	2	1	1	17	16.5	
Idaho	11/15/2021	*	35:01	11-19	.579	1-1	1.000	4-6	.667	5	5	10	11.0	3	3	3	0	2	27	20.0	
vs Pepperdine	11/22/2021	*	24:21	4-8	.500	0-0	.000	8-10	.800	2	4	6	9.8	5	4	3	0	1	16	19.0	
vs Santa Clara	11/24/2021	*	33:46	7-14	.500	2-3	.667	6-7	.857	3	5	8	9.4	2	1	4	0	2	22	19.6	
at California	11/28/2021	*	37:57	9-16	.563	2-7	.286	5-8	.625	2	7	9	9.3	2	4	0	4	1	25	20.5	
San Diego	12/01/2021	*	30:01	5-10	.500	0-2	.000	5-6	.833	0	5	5	8.7	4	5	1	3	1	15	19.7	
CSUN	12/04/2021	*	34:30	7-13	.538	2-3	.667	6-7	.857	3	6	9	8.8	0	4	2	0	2	22	20.0	
at San Francisco	12/09/2021	*	33:36	8-18	.444	0-3	.000	0-0	.000	2	3	5	8.3	2	0	4	3	1	16	19.6	
UC Irvine	12/11/2021	*	32:53	7-12	.583	0-1	.000	3-5	.600	2	6	8	8.3	2	2	5	1	4	7	18.3	
Cal Poly	12/17/2021	*	20:19	5-9	.556	1-2	.500	7-7	1.000	2	4	6	8.1	3	3	0	0	0	18	18.3	
at Utah	12/21/2021	*	31:13	6-14	.429	3-7	.429	2-2	1.000	3	6	9	8.2	2	0	2	0	1	17	18.2	
at Weber St.	12/23/2021	*	26:45	8-16	.500	1-3	.333	5-5	1.000	3	6	9	8.2	0	1	2	3	0	22	18.5	
at Boise St.	12/28/2021	*	37:16	10-17	.588	2-4	.500	0-1	.000	3	2	5	8.0	1	3	3	0	1	22	18.7	
San Jose St.	01/11/2022	*	35:27	13-24	.542	1-3	.333	4-7	.571	7	5	12	8.3	2	4	0	2	3	31	19.5	
at UNLV	01/14/2022	*	36:29	7-18	.389	1-3	.333	9-11	.818	3	8	11	8.4	1	1	2	2	0	24	19.8	
Utah St.	01/18/2022	*	34:14	4-12	.333	0-2	.000	3-4	.750	1	12	13	8.7	4	6	1	3	1	11	19.3	
at Nevada	01/21/2022	*	36:33	9-18	.500	3-5	.600	5-6	.833	5	7	12	8.9	2	4	5	0	1	26	19.7	
at New Mexico	01/25/2022	*	14:31	4-7	.571	0-0	.000	3-4	.750	1	3	4	8.6	1	3	1	0	1	11	19.2	
Boise St.	01/28/2022	*	27:20	9-15	.600	2-3	.667	1-1	1.000	1	4	5	8.5	5	1	6	1	1	21	19.3	
at San Jose St.	02/01/2022	*	32:41	6-12	.500	0-1	.000	6-7	.857	0	5	5	8.3	0	5	2	0	0	18	19.2	
Nevada	02/04/2022	*	28:34	6-16	.375	1-3	.333	2-6	.333	4	2	6	8.2	4	3	2	1	1	15	19.0	
Wyoming	02/06/2022	*	34:46	4-17	.235	0-3	.000	3-6	.500	1	9	10	8.3	2	2	1	2	1	11	18.7	
at Colorado St.	02/11/2022	*	34:19	9-16	.563	1-5	.200	5-6	.833	5	3	8	8.3	2	3	1	1	24	18.9		
UNLV	02/16/2022	*	29:04	3-14	.214	0-3	.000	1-2	.500	0	4	4	8.1	5	2	3	0	1	7	18.4	
San Diego St.	02/19/2022	*	38:10	3-10	.300	0-2	.000	3-7	.429	3	5	8	8.1	1	1	4	1	0	9	18.1	
at Air Force	02/22/2022	*	32:28	8-12	.667	0-1	.000	10-11	.909	2	4	6	8.0	3	3	4	1	0	26	18.4	
New Mexico	02/28/2022	*	37:14	12-19	.632	2-3	.667	2-2	1.000	1	9	10	8.1	2	4	1	1	0	28	18.7	
at San Diego St.	03/03/2022	*	47:38	4-13	.308	0-3	.000	5-12	.750	2	9	11	8.2	2	1	4	0	2	17	18.7	
at Wyoming	03/05/2022	*	42:57	10-21	.476	4-7	.571	10-14	.714	2	7	9	8.2	2	5	3	1	34	19.2		
vs San Jose St.	03/09/2022	*	40:07	11-21	.524	1-5	.200	8-15	.533	4	2	6	8.1	4	2	4	1	1	31	19.5	
Totals			31	1023-31	.447	483	30-93	.323	144-195	.738	82	170	252	8.1	70	85	79	39	30	606	19.5

Player Averages

Games Played	Minutes/game	Points/game	FG Pct	3FG Pct	FT Pct	Rebounds/game	Assists/game	Turnovers/game	Assist/Turnover ratio	Steals/game	Blocks/game
31	33.0	19.5	48.3	32.3	73.8	8.1	2.7	2.5	1.1	1.0	1.3

Single Game Highs

Statistic	Value
Points	34 at Wyoming 03/05/22
Rebounds	18 vs LIU 11/12/21
Assists	6 vs San Jose St. 01/10/21, vs Utah St. 02/04/21, vs Utah St. 01/18/22
Steals	4 vs UC Irvine 12/11/21
Blocks	5 vs UC Riverside 12/28/19
FG Made	13 vs San Jose St. 01/11/22
FG Attempts	24 vs San Jose St. 01/11/22
3FG Made	4 vs UC Riverside 12/28/19, at Wyoming 03/05/22
3FG Attempts	7 5 times
FT Made	10 vs New Mexico 03/10/21, at Air Force 02/22/22, at Wyoming 03/05/22
FT Attempts	15 vs San Jose St. 03/09/22

ROBINSON, Orlando

SEASON	TEAM	Field Goals		3-Point		F-Throws		Rebounds				Scoring								
		GP-GS	MIN/AVG	FG-FGA	FG%	3FG-3FGA	3FG%	FT-FTA	FT%	OFF	DEF	TOT	AVG	PF-FO	A	TO	BLK	STL	PTS	AVG
2019-20	Fresno	30-30	81.7/27.2	127-258	.492	13-52	.250	98-139	.705	64	134	198	6.6	65-2	47	55	29	25	365	12.2
2020-21	Fresno	24-24	766/31.9	117-264	.443	15-45	.333	101-140	.721	66	154	220	9.2	57-2	50	75	19	22	350	14.6
2021-22	Fresno	31-31	1024/33.0	216-447	.483	30-93	.323	144-195	.738	82	170	252	8.1	70-3	85	79	39	30	606	19.5
TOTAL		85-85	2607/30.7	460-969	.475	58-190	.305	343-474	.724	212	458	670	7.9	192-7	182	209	87	77	1321	15.5

INDIVIDUAL HONORS

COACHES OF THE YEAR

Conference Coach of the Year

1977-78	Boyd Grant (Pacific Coast Athletic)
1980-81	Boyd Grant (Pacific Coast Athletic)
1981-82	Boyd Grant (Pacific Coast Athletic)
2000-01	Jerry Tarkanian (Western Athletic)
2002-03	Ray Lopes (Western Athletic)

Joe B. Hall National Coach of the Year

2018-19	Justin Hutson (College Insider)
---------	---------------------------------

ALL-AMERICANS

Associated Press (AP)

1981	Rod Higgins, Honorable Mention
1982	Rod Higgins, Honorable Mention
1984	Bernard Thompson, Honorable Mention
	Ron Anderson, Honorable Mention
1985	Mitch Arnold, Honorable Mention
2000	Courtney Alexander, Second Team
2001	Melvin Ely, Honorable Mention
2016	Marvelle Harris, Honorable Mention

United Press International (UPI)

1982	Rod Higgins, Honorable Mention
	Donald Mason, Honorable Mention
1983	Bernard Thompson, Honorable Mention
1984	Bernard Thompson, Honorable Mention
	Ron Anderson, Honorable Mention

Sporting News

1982	Rod Higgins, Honorable Mention
	Donald Mason, Honorable Mention
1985	Mitch Arnold, Honorable Mention

Basketball Weekly

2000	Courtney Alexander, Fourth Team
------	---------------------------------

College Division

1966	Lonnie Hughey
------	---------------

Kyle Macy Freshman All-America Team

2014	Paul Watson
------	-------------

Google Cloud (CoSIDA) Academic All-America

2019	Sam Bittner, Third Team
------	-------------------------

ALL-DISTRICT

Academic All-District VIII

2009	Nedeljko Golubovic
2010	Nedeljko Golubovic
2011	Nedeljko Golubovic
2018	Sam Bittner
2019	Sam Bittner
2021	Orlando Robinson

NABC All-District 17

2015	Marvelle Harris
2016	Marvelle Harris
2018	Deshon Taylor
2019	Braxton Huggins
	Deshon Taylor
2021	Orlando Robinson

ALL-CONFERENCE

All-Far West Conference (FWC)

1924-25	Paul Wilhemsen
1925-26	Fred Telonicher
1928-29	Erwin Ginsberg
	George Telonicher
1929-30	George Telonicher
	Leo Weiland
1931-32	Sim Mathiesen

All-California Collegiate Athletic Association (CCAA)

1941-42	Bob Heeren
1952-53	Len Tucker
1953-54	Leroy Mims

All-West Coast Athletic Conference (WCAC)

1956-57	Gary Alcorn
---------	-------------

All-California Collegiate Athletic Association (CCAA)

1957-58	Gary Alcorn
1958-59	Gary Alcorn
	Babe Williams
1959-60	Al Brown
	Babe Williams
1960-61	Mike McFerson
1961-62	Mike McFerson
1962-63	Tony Burr
	Tom Jacobsen
	Maurice Talbot
1963-64	John Bocko
	Tom Jacobsen
	Maurice Talbot
1964-65	Lonnie Hughey
	Maurice Talbot
1965-66	Bobby Blanchard
	Lonnie Hughey
1966-67	Jim Waldron

All-Pacific Coast Athletic Association (PCAA)

1968-69	Lucius Davis, First Team
1969-70	Lucius Davis, First Team
1970-71	Jerry Pender, First Team
1971-72	Jerry Pender, First Team
1973-74	Charles Bailey, First Team;
	Second Team All-Coast
1974-75	Roy Jones, First Team
1975-76	Roy Jones, First Team
1977-78	Art Williams, First Team
1978-79	Art Williams, First Team
	Bobby Davis, All-Freshman Team
	Rod Higgins, All-Freshman Team
	Donald Mason, All-Freshman Team
1979-80	Rod Higgins, Second Team
1980-81	Rod Higgins, First Team
	Donald Mason, First Team
	Bobby Anderson, Second Team
	Bernard Thompson, All-Freshman Team
1981-82	Rod Higgins, First Team
	Donald Mason, First Team
	Bernard Thompson, Second Team
1982-83	Bernard Thompson, First Team
	Ron Anderson, Second Team
1983-84	Ron Anderson, First Team
	Bernard Thompson, First Team
	Mitch Arnold, Second Team
1984-85	Mitch Arnold, First Team
	Scott Barnes, Second Team
1985-86	Brian Salone, Second Team
	Jervis Cole, All-Freshman Team
	Mike Mitchell, All-Freshman Team
	(Freshman of the Year)
1986-87	Mike Mitchell, Honorable Mention
	Keith Billingslea, All-Freshman Team
1987-88	Jervis Cole, Second Team
	Andre Sims, All-Freshman Team

All-Big West Conference (Big West)

1988-89	Jervis Cole, First Team
	Wil Hooker, All-Freshman Team
1990-91	Tod Bernard, Honorable Mention
1991-92	Wil Hooker, Second Team
	Davon Satterwhite, All-Freshman Team

All-Western Athletic Conference (WAC)

1992-93	Travis Stel, Honorable Mention
1993-94	Carl Ray Harris, First Team
	Seth Marshall, Honorable Mention
	Lee Mayberry, Honorable Mention
	Brian Santiago, Honorable Mention
1994-95	Darnell McCulloch, Honorable Mention
	Dominick Young, Honorable Mention
1995-96	Kendric Brooks, First Team
	Dominick Young, First Team
1996-97	Daymond Forney,
	Second Team – Pacific Division
	Chris Herren,
	Second Team – Pacific Division
1997-98	Chris Herren,
	First Team – Pacific Division
1998-99	Courtney Alexander,
	First Team – Pacific Division
1999-00	Courtney Alexander,
	First Team (Player of the Year)
	Larry Abney, Second Team
	Melvin Ely, Second Team
2000-01	Melvin Ely, First Team (Player of the Year)
	Chris Jefferies, First Team
	Tito Maddox, Second Team
2001-02	Melvin Ely, First Team (Player of the Year)
2002-03	Damon Jackson, First Team
	Hiram Fuller, Second Team
	Renaldo Major, All-Newcomer Team
2003-04	Shantay Legans, Second Team;
	All-Newcomer Team
	Mustafa Al-Sayyad, All-Defensive Team
2004-05	Mustafa Al-Sayyad, Second Team;
	All-Defensive Team
	Ja'Vance Coleman, All-Newcomer Team
2005-06	Ja'Vance Coleman, Second Team
	Quinton Hosley, Second Team;
	All-Newcomer Team
2006-07	Quinton Hosley, Second Team
	Dominic McGuire, Second Team;
	All-Newcomer Team; All-Defensive Team
2007-08	Kevin Bell, First Team
2008-09	Sylvester Seay, Second Team
2009-10	Paul George, Second Team
	Sylvester Seay, Honorable Mention
	Greg Smith, All-Newcomer Team
	(Freshman of the Year)
2010-11	Greg Smith, Second Team
	Tim Steed, All-Newcomer Team
2011-12	Kevin Olekaibe, Second Team

All-Mountain West (MW)

2012-13	Tyler Johnson, Honorable Mention
2013-14	Tyler Johnson, Second Team
	Marvelle Harris, Honorable Mention
2014-15	Marvelle Harris, First Team;
	All-Defensive Team
2015-16	Marvelle Harris,
	First Team (Player of the Year);
	All-Defensive Team
	Cullen Russo, Honorable Mention (Media)
2016-17	Deshon Taylor, Third Team (Coaches)
	Second Team (Media)
	Jaron Hopkins, Third Team (Media)
	All-Defensive Team (Coaches)
2017-18	Deshon Taylor, First Team (Coaches)
	Second Team (Media)
	All-Defensive Team (Coaches)
	Bryson Williams, Third Team (Coaches)
	Honorable Mention (Media)
2018-19	Deshon Taylor, First Team (Coaches)
	Second Team (Media)
	All-Defensive Team (Coaches)
	Braxton Huggins, Second Team (Coaches/Media)
	Newcomer of the Year (Coaches)
	Nate Grimes, Honorable Mention (Coaches)
	Third Team (Media)
2019-20	Nate Grimes, Honorable Mention (Coaches)
	Third Team (Media)
	Orlando Robinson, Honorable Mention
	(Coaches & Media)
2020-21	Orlando Robinson, Second Team
	(Coaches & Media)
2021-22	Orlando Robinson, First Team (Coaches & Media)
	Defensive Team (Coaches)
	Anthony Holland, Honorable Mention (Media)

Player of the Year

1999-00	Courtney Alexander (WAC)
2000-01	Melvin Ely (WAC)
2001-02	Melvin Ely (WAC)
2015-16	Marvelle Harris (MW)

Preseason Player of the Year

1999-00	Courtney Alexander (WAC)
2001-02	Melvin Ely (WAC)
2015-16	Marvelle Harris (MW)

Newcomer of the Year

2018-19	Braxton Huggins (MW)
---------	----------------------

Freshman of the Year

1985-86	Mike Mitchell (PCAA)
2000-01	Tito Maddox (WAC)
2009-10	Greg Smith (WAC)
2013-14	Paul Watson (MW)

Mountain West Players of the Week

2012-13 (1)	Marvelle Harris (Nov. 11, 2013)
2013-14 (0)	None
2014-15 (1)	Marvelle Harris (Jan. 12, 2015)
2015-16 (3)	Marvelle Harris (Nov. 23, 2015)
	Marvelle Harris (Feb. 29, 2016)
	Marvelle Harris (March 7, 2016)
2016-17 (1)	Cullen Russo (Nov. 14, 2016)
2017-18 (0)	None
2018-19 (3)	Noah Blackwell (Dec. 24, 2018)
	Braxton Huggins (Feb. 18, 2019)
	Deshon Taylor (March 11, 2019)
2019-20 (0)	None
2020-21 (0)	None
2021-22 (1)	Orlando Robinson (Jan. 17, 2022)
TOTALS	10 MW Players of the Week awards
	(6 Student-Athletes)

ALL-STAR PARTICIPANTS

Aloha Classic, Honolulu, Hawaii

1982	Rod Higgins
1984	Bernard Thompson
	Ron Anderson
	Boyd Grant, West Team Coach
1985	Boyd Grant, West Team Coach

NABC Coaches All-America

Participants at Final Four Site

1982	Rod Higgins
1984	Bernard Thompson
1994	Carl Ray Harris

Latin America Team Select Game

Participants at Final Four Site

2016	Cezar Guerrero
------	----------------

ESPN College Basketball Slam Dunk Contest

Participants at Final Four Site

2017	Paul Watson
------	-------------

3X3U National Championships

Participants at Final Four Site

2018	Jahmel Taylor, Team MW
2019	Deshon Taylor, Team MW
2021	New Williams, Team MW/WAC

COACH HUT VS. THE COMPETITON

CONFERENCE OPPONENTS	RECORD
Air Force	6-2
Boise State	3-4
Colorado State	1-7
Nevada	1-6
New Mexico	8-1
San Diego State	2-6
San Jose State	9-0
UNLV	3-4
Utah State	2-6
Wyoming	5-3
TOTALS (OVERALL)	40-39
TOTALS (IN MW PLAY)	37-36
TOTALS (MW TOURNAMENT)	3-3

NON-CONFERENCE OPPONENTS	RECORD
Alaska-Anchorage	1-0
Cal Poly	3-0
California	1-2
CSUSB (CSU-San Bernardino)	1-0
CSUN (CSU-Northridge)	1-1
Fresno Pacific	2-0
Hawai'i	1-0
Idaho	1-0
IUPUI	1-0
LIU	1-0
Long Beach State	1-0
Miami	0-1
Northwestern	1-0
Oregon	0-1
Pacific	1-0
Pepperdine	1-0
Saint Mary's College	0-1
San Diego	1-1
San Francisco	0-2
Santa Clara	1-0
Tennessee-Martin	1-0
Texas Christian (TCU)	0-1
UC Irvine	1-0
UC Riverside	0-1
Utah	0-1
Utah Valley	0-1
Weber State	2-0
William Jessup	1-0
Winthrop	1-0
TOTALS	25-13

CONFERENCES	RECORD
Atlantic Coast	0-1
Big Sky	2-0
Big South	1-0
Big Ten	1-0
Big West	7-2
Big XII	0-1
California Collegiate Athletic (NCAA DII)	1-0
Golden State Athletic Conference (NAIA)	1-0
Great Northwest Athletic (NCAA DII)	1-0
Horizon	1-0
Mountain West	40-39 (37-36)
Northeast	1-0
Ohio Valley	1-0
Pacific-12	1-4
PacWest (NCAA DII)	2-0
Western Athletic	0-1
West Coast	4-4
TOTALS	65-52
TOTALS (VS. NCAA D-I OPPONENTS)	60-52
TOTALS (VS. NCAA D-II OPPONENTS)	4-0
TOTALS (VS. NAIA OPPONENTS)	1-0

JUSTIN HUTSON

FRESNO STATE HEAD COACH

4TH SEASON | CSU BAKERSFIELD (1994)



Justin Hutson, one of the West's best recruiters and a veteran of the Mountain West conference, is Fresno State's 19th head men's basketball coach.

Hutson, a native of Bakersfield, Calif., led Fresno State to a 23-9 record during his first season back home in the Valley to earn 2018-19 Joe B. Hall National Coach of the Year honors. The national award is presented annually to the top first-time head coach in NCAA Division I college basketball. Hutson returned to the Valley after serving as a rising Division I assistant coach for 10 seasons at San Diego State (2006-11, '13-18), two seasons at UNLV (2011-13), two seasons at Cal Poly (2004-06) and two seasons at CSU Bakersfield (1998-2000).

Justin Hutson's Resume

2018-present	Fresno State, Head Coach
2017-18	San Diego State, Associate Head Coach
2013-17	San Diego State, Assistant Coach
2011-13	UNLV, Associate Head Coach
2006-11	San Diego State, Assistant Coach
2004-06	Cal Poly, Assistant Coach
2000-04	Bakersfield HS, Head Coach
1998-2000	CSU Bakersfield, Assistant Coach

During the 2018-19 season, Fresno State ranked ninth nationally in 3-point field goals per game (10.7), 16th in total 3-point field goals and 24th nationally in both 3-point field goal percentage defense (225-735, 30.6 percent) and 3-point field goal percentage offense (342-897, 38.1 percent). The Bulldogs' defense also led the MW in steals (228, 7.1 steals per game) and turnovers forced (13.7 per game). Three Bulldogs earned All-MW honors and senior guard/forward Sam Bittner earned the program's first Academic All-American recognition. Fresno State was also one of two MW teams to go 7-2 on the road in conference play, which tied for the second-most MW road wins by a team in 20 seasons of MW basketball. Throughout the 2019-20 campaign, Hutson turned to a rotation, which featured six freshmen, who averaged a MW-leading 101.7 minutes per game and produced 33.4 points of the team's 69.2 points per game (48.3 percent of the total points). Freshman forward Orlando Robinson (12.2 ppg) led the squad in scoring.

During his time at San Diego State, Hutson helped elevate the Aztecs to a national program. In his first five seasons (2006-11), SDSU won three MW titles and earned postseason berths in each of those campaigns. In 2010-11, San Diego State won 20 straight games to begin the season, won the MW regular-season and tournament titles, and advanced to the Sweet 16 of the NCAA tournament before finishing with a school-record 34 victories. SDSU ended the year ranked No. 6/11 nationally.

Upon returning to San Diego State, the Aztecs won the MW regular-season championship in 2014 and advanced to the Sweet 16 of the NCAA tournament before finishing with a No. 13/12 national ranking. In the last four seasons, which have produced a pair of additional MW regular-season titles, the Aztecs appeared in the third round of the 2015 NCAA tournament, went to the semifinals of the 2016 NIT and won the 2018 MW Tournament to secure a NCAA Tournament first round appearance.

SDSU's defensive numbers also improved to an elite level when he decided to rejoin the Aztec coaching staff. As the defensive coordinator, San Diego State finished in the top 15 nationally in both scoring defense and field-goal percentage defense in his first four seasons back. San Diego State finished second in scoring defense in 2014 and 2015, third in 2016 and 15th in 2017. As far as field-goal percentage defense, the Aztecs were eighth in 2014, seventh in 2015, first in 2016 and eighth in 2017.

In his two years at UNLV, Hutson helped coach the Rebels to a pair of 25-win seasons and two NCAA appearances. He played a key role in helping UNLV bring in a highly regarded incoming class in 2012-13, which included the 2013 No. 1 overall NBA Draft selection, Anthony Bennett, a player Hutson recruited.

In both of his stints on the Montezuma Mesa, Hutson played a pivotal part in SDSU's recruiting efforts as the team's recruiting coordinator. He was the point person in recruiting future All-Americans and NBA Draft picks Kawhi Leonard, Jamaal Franklin and Xavier Thames, while also helping land D.J. Gay, who left SDSU as the school's all-time leader in career wins, and Chase Tapley, who was a four-year starter. More recently, Hutson led the charge in the Aztecs inking Malik Pope and Jeremy Hemsley. In a poll of Division I coaches conducted by ESPN's Jeff Goodman in the summer of 2013, Hutson was considered the eighth-best recruiting assistant nationally and the best on the West Coast. More recently, ESPN's Adam Finkelstein listed Hutson as a top up-and-coming recruiter (May 2014), while Miles Simon placed him on his west region ultimate coaching staff (May 2014).

Hutson is 28-12 all-time as a Division I head or assistant coach when coaching against one of his former teams (CSUB, Cal Poly, SDSU & UNLV).










Hutson also served as the head varsity coach at Bakersfield High where he led the Drillers to a CIF Central Section title and four appearances in the playoffs in four seasons. His 2004 team was ranked as high as No. 22 in the nation and fourth in California, while his 2003 squad finished the season with a 25-5 record and won the section title. As a collegiate player, Hutson enjoyed a storied career, winning two NCAA Division II championships at CSU Bakersfield. In the 1993 championship season, the Roadrunners were undefeated with a 33-0 record and followed that up with a 27-6 record during the 1994 season.

Hutson, who is married to San Diego State's head women's basketball coach Stacie Terry-Hutson, earned his bachelor's degree in physical education in 1994 and a teaching credential in 1995 from CSU Bakersfield. He also received his master of arts in education from CSU Bakersfield in 2009.

JUSTIN HUTSON'S HEAD COACHING RECORD (NCAA DIVISION I)

Year	Overall	Conf.	Home	Road	Neutral	MW Finish
2018-19	23-9	13-5	13-4	7-3	3-2	3rd
2019-20	11-19	7-11	7-7	4-10	0-2	T-7th
2020-21	12-12	9-11	7-5	4-6	1-1	6th
2021-22	19-12	8-9	11-4	5-8	3-0	--
TOTALS	65-52	37-36	38-20	20-27	7-5	--

Fresno State Coaching & Support Staff

 Tarvish Felton Associate Head Coach 4th Season at FS	 Keith Brown Assistant Coach 4th Season at FS	 Tim Shelton Assistant Coach 4th Season at FS	 Nate Leal Director, Basketball Operations 8th Season at FS	 Titus Shelton Director, Player Development 4th Season at FS	 Charles Young Director, Sports Performance 1st Season at FS	 Bri Maher Associate Director, Sports Medicine 1st Season at FS	 Luke Jackson Special Assistant & Analytics 3rd Season at FS	 Jazmin Pulido Graduate Assistant 3rd Season at FS
--	--	--	--	--	---	--	---	---



COACHING RECORDS

MOST WINS (*: Includes conference tournament titles)

Coach	Year(s)	W-L	Pct.	Titles ^	
1. Boyd Grant	1977-86	194-74	.724	4	
2. Ed Gregory	1965-77	172-142	.548	1	
3. Rodney Terry	2011-18	126-108	.539	1	
4. Jerry Tarkanian	1995-02	104-79* {153-80}	.568	1	
5. Harry Miller	1960-65	93-39	.705	4	
6. Steve Cleveland	2005-11	92-98	.484	0	
7. Bill Vandenburg	1954-60	89-63	.586	2	
8. Gary Colson	1990-95	76-73	.510	0	
9. Arthur W. Jones	1921-29	70-53	.569	4	
10. Justin Hutson	2018-present	65-52	.555	0	
11. Dutch Warmerdam	1947-53	55-107	.340	0	
12. Ray Lopes	2002-05	50-37	.575	1	
13. Hal Beatty	1939-42, 45-47	49-57	.462	0	
14. Stan Borleske	1934-39	43-61	.414	0	
	Ron Adams	1986-90	43-72	.373	0
16. J. Flint Hanner	1929-32, 44-45	27-26	.509	0	
17. Clark Van Galder	1953-54	12-16	.429	0	
18. Leo A. Harris	1932-33	7-7	.500	0	
19. Pix Pierson	1942-43	6-6-1	.500	0	

BEST WINNING PERCENTAGE (*: Includes conference tournament titles)

Coach	Year(s)	W-L	Pct.	Titles ^	
1. Boyd Grant	1977-86	194-74	.724	4	
2. Harry Miller	1960-65	93-39	.705	4	
3. Bill Vandenburg	1954-60	89-63	.586	2	
4. Ray Lopes	2002-05	50-37	.575	1	
5. Arthur W. Jones	1921-29	70-53	.569	4	
6. Jerry Tarkanian	1995-02	104-79* {153-80}	.568	1	
7. Justin Hutson	2018-present	65-52	.555	0	
8. Ed Gregory	1965-77	172-142	.548	1	
9. Rodney Terry	2011-18	126-108	.539	1	
10. Gary Colson	1990-95	76-73	.510	0	
11. J. Flint Hanner	1929-32, 44-45	27-26	.509	0	
12. Pix Pierson	1942-43	6-6-1	.500	0	
	Leo A. Harris	1932-33	7-7	.500	0
14. Steve Cleveland	2005-11	92-98	.484	0	
15. Hal Beatty	1939-42, 45-47	49-57	.462	0	
16. Clark Van Galder	1953-54	12-16	.429	0	
17. Stan Borleske	1934-39	43-61	.414	0	
18. Ron Adams	1986-90	43-72	.373	0	
19. Dutch Warmerdam	1947-53	55-107	.340	0	

COACHING RECORDS BY SEASON

* Indicates several results vacated due to use of an ineligible player

Year	Coach	Overall	Conference	Finish
1921-22	Arthur W. Jones	6-5	-	-
1922-23	Arthur W. Jones	14-7	-	-
1923-24	Arthur W. Jones	7-6	-	-
1924-25	Arthur W. Jones	12-7	-	-
1925-26	Arthur W. Jones	11-3	-	-
1926-27	Arthur W. Jones	12-8	-	-
1927-28	Arthur W. Jones	6-11	-	-
1928-29	Arthur W. Jones	12-6	-	-
1929-30	J. Flint Hanner	11-5	-	-
1930-31	J. Flint Hanner	8-6	-	-
1931-32	J. Flint Hanner	6-9	-	-
1932-33	Leo A. Harris	7-7	-	-
1933-34	No Coach	0-2	-	-
1934-35	Stan Borleske	12-8	-	-
1935-36	Stan Borleske	10-17	-	-
1936-37	Stan Borleske	4-13	-	-
1937-38	Stan Borleske	11-10	-	-
1938-39	Stan Borleske	6-13	-	-
1939-40	Hal Beatty	8-11	-	-
1940-41	Hal Beatty	9-14	-	-
1941-42	Hal Beatty	11-9	-	-
1942-43	Pix Pierson	6-6-1	-	-
1943-44	No Team	-	-	-
1944-45	J. Flint Hanner	2-6	-	-
1945-46	Hal Beatty	10-13	-	-
1946-47	Hal Beatty	11-10	-	-
1947-48	Dutch Warmerdam	10-16	-	-
1948-49	Dutch Warmerdam	14-16	-	-
1949-50	Dutch Warmerdam	7-19	-	-

Year	Coach	Overall	Conference	Finish
1950-51	Dutch Warmerdam	5-19	-	-
1951-52	Dutch Warmerdam	9-18	-	-
1952-53	Dutch Warmerdam	10-19	-	-
1953-54	Clark Van Galder	13-16	-	-
1954-55	Bill Vandenburg	11-13	-	-
1955-56	Bill Vandenburg	8-17	-	-
1956-57	Bill Vandenburg	16-10	-	-
1957-58	Bill Vandenburg	19-8	-	-
1958-59	Bill Vandenburg	17-5	-	-
1959-60	Bill Vandenburg	18-10	-	-
1960-61	Harry Miller	14-12	-	-
1961-62	Harry Miller	19-7	10-2	1st
1962-63	Harry Miller	21-8	9-3	1st
1963-64	Harry Miller	21-5	10-0	1st
1964-65	Harry Miller	20-7	8-2	1st
1965-66	Ed Gregory	21-8	9-1	1st
1966-67	Ed Gregory	17-9	8-2	2nd
1967-68	Ed Gregory	18-8	9-5	T2nd
1968-69	Ed Gregory	17-8	6-5	2nd
1969-70	Ed Gregory	14-12	5-5	4th
1970-71	Ed Gregory	15-11	4-6	4th
1971-72	Ed Gregory	9-17	2-10	7th
1972-73	Ed Gregory	10-16	1-11	7th
1973-74	Ed Gregory	16-9	5-7	4th
1974-75	Ed Gregory	16-10	5-5	3rd
1975-76	Ed Gregory	12-14	4-6	T5th
1976-77	Ed Gregory	7-20	1-11	7th
1977-78	Boyd Grant	21-6	11-3	T-1st
1978-79	Boyd Grant	16-12	9-5	T-2nd
1979-80	Boyd Grant	17-7	8-4	3rd
1980-81	Boyd Grant	25-4	12-2	1st
1981-82	Boyd Grant	27-3	13-1	1st
1982-83	Boyd Grant	25-10	9-7	4th
1983-84	Boyd Grant	25-8	13-5	3rd
1984-85	Boyd Grant	23-9	15-3	2nd
1985-86	Boyd Grant	15-15	8-10	T-6th
1986-87	Ron Adams	9-20	4-14	10th
1987-88	Ron Adams	9-19	6-12	9th
1988-89	Ron Adams	15-14	9-9	7th
1989-90	Ron Adams	10-19	4-14	9th
1990-91	Gary Colson	14-16	7-11	T-6th
1991-92	Gary Colson	15-16	6-12	8th
1992-93	Gary Colson	13-15	8-10	6th
1993-94	Gary Colson	21-11	13-5	2nd
1994-95	Gary Colson	13-15	7-11	T-7th
1995-96	Jerry Tarkanian	22-11	13-5	3rd
1996-97	Jerry Tarkanian	20-12	12-4	T-1st
1997-98	Jerry Tarkanian	21-13	10-4	2nd (Pacific)
1998-99*	Jerry Tarkanian	1-12* {21-12}	1-5* {9-5}	-
1999-00*	Jerry Tarkanian	12-9* {24-10}	2-3* {11-3}	-
2000-01*	Jerry Tarkanian	9-7* {26-7}	7-3* {13-3}	-
2001-02	Jerry Tarkanian	19-15	9-9	6th
2002-03	Ray Lopes	20-8	13-5	1st
2003-04	Ray Lopes	14-15	10-8	6th
2004-05	Ray Lopes	16-14	9-9	4th
2005-06	Steve Cleveland	15-13	8-8	6th
2006-07	Steve Cleveland	22-10	10-6	3rd
2007-08	Steve Cleveland	13-19	5-11	T-6th
2008-09	Steve Cleveland	13-21	3-13	9th
2009-10	Steve Cleveland	15-18	7-9	5th
2010-11	Steve Cleveland	14-17	6-10	8th
2011-12	Rodney Terry	13-20	3-11	7th
2012-13	Rodney Terry	11-19	5-11	7th
2013-14	Rodney Terry	21-18	9-9	T-5th
2014-15	Rodney Terry	15-17	10-8	6th
2015-16	Rodney Terry	25-10	13-5	2nd
2016-17	Rodney Terry	20-13	11-7	4th
2017-18	Rodney Terry	21-11	11-7	T-4th
2018-19	Justin Hutson	23-9	13-5	3rd
2019-20	Justin Hutson	11-19	7-11	T-7th
2020-21	Justin Hutson	12-12	9-11	6th
2021-22	Justin Hutson	19-12	8-9	6th



TEAM & INDIVIDUAL RECORDS

TEAM RECORDS

Note: Only modern era (1949-50 to present)

GAME

Points	133, vs. Tahoe College (W, 133-108), 1969-70
Fewest Points Allowed	31 vs. Creighton (L, 55-31), 1949-50
Most Points Allowed	120, vs. Oral Roberts (L, 76-120), 1971-72
Fewest Points Allowed	26, vs. UC Santa Barbara (W, 46-26), 1980-81
Highest Combined Score	241, vs. Tahoe College (W, 133-108), 1969-70
Biggest Winning Margin	61, vs. UC Merced (W, 104-43), 12/28/13
Rebounds	87, vs. Sacramento State, 1966-67
Fewest Rebounds	14, vs. Idaho, 1982-83
Assists	36, 2x, last vs. Cornell, 1999-00
Fewest Turnovers	2, vs. Wyoming, 2/6/22
Fouls	35, 2x, last at Wyoming, 2/8/17
Fewest Fouls	8, 2x, last vs. Air Force, 2/19/20
FGs Made	49, 2x, last vs. Cal Poly, 1998-99
FGs Att.	112, vs. Cal State Northridge (2 ot), 1969-70 (made 42)
Best FG Pct.	.810 (34-42), vs. Portland State, 1977-78
3-pt. FGs Made	23 (38 attempts), vs. San Jose State, 3/9/19
3-pt. FGs Att.	44, vs. CS Northridge, 11/30/99
Best 3-pt. FG Pct. (Min. 10 Atts.)	.750 (9-12), vs. New Mexico, 1/13/18
FTs Made	37, 2x, last time vs. Tahoe College, 1968-69
FTs Att.	47, vs. Northeastern, 1996-97
Fewest FTs Made	1, at Boise State, 12/28/21
Fewest FTs Attempted	2, at Boise State, 12/28/21
Best FT Pct.	1.000, 6x, last vs. Boise State, 1/28/22
Steals	19, 3x, last vs. Sacramento State, 1998-99
Blocked Shots	15, 2x, last vs. Presbyterian College, 2007-08

SEASON

Points	2,835, 1996-97
Highest Scoring Offense	87.7, 1969-70
Lowest Scoring Defense	47.1, 1981-82
FGs Made	1,050, 1997-98
FGs Att.	2,345, 1997-98
Best FG Pct.	.526 (832-1,582), 1983-84
3-pt. FGs Made	342, 2018-19
3-pt. FGs Att.	897, 2018-19
Best 3-PT FG Pct.	.486 (34-70), 1984-85
FTs Made	651, 1952-53
FTs Att.	1,009, 1952-53
Best Free Throw Pct.	.742 (484-652), 1991-92
Rebounds	1,538, 1965-66
Fouls	764, 2015-16
Disqualifications	35, 1996-97
Assists	685, 1997-98
Steals	355, 1997-98
Blocked Shots	209, 2000-01
Games Played	39, 2013-14

MISCELLANEOUS RECORDS

Season Openers	74-26 (72-26*)
Home Openers	81-19 (79-19*)
Mountain West Openers	2-8
Mountain West Home Openers	4-6
Mountain West Road Openers	2-8
Wins	27, 1981-82
Consecutive Wins	13, 1981
Losses	21, 2009
Consecutive Losses	11, 1949-50
Consecutive Home Wins (All-Time)	26 [1981 (6), 1982 (15), 1983 (5)]
Consecutive Home Wins (Save Mart Center)	10 [2006 (4), 2007 (6)]
Consecutive Road Wins	8, 1963
Consecutive Home Losses	5, 1956
Consecutive Road Losses	28 [1949 (7), 1950 (14), 1951 (7)]

* Note: Two years vacated due to use of ineligible student-athlete

INDIVIDUAL RECORDS

Note: Only modern era (1949-50 to present)

GAME

Points	45, Charles Bailey vs. North Texas (2 ot), 1973-74
Points (in Regulation)	43, Kevin Olekaibe vs. Seattle U, 2/23/12
FGs	18, 2x, last by Courtney Alexander vs. UAB, 12/11/99
Best FG Pct. (Min. 10 atts)	1.000 (10-10), 3x last by Melvin Ely, vs. San Jose State, 1/7/99
3-pt. FGs Made	10, New Williams, vs. San Jose State, 1/4/20
3-pt. FGs Att.	10, Braxton Huggins, vs. San Jose State, 3/9/19
3-pt. FGs Att.	19, Dominick Young, vs. Colorado State, 2/22/97
Best 3-pt. Pct. (Min. 5 atts)	1.000 (6-6), 3x, last by Kevin Olekaibe, at Colorado State, 2/27/13
FTs Made	17, Deshon Taylor, at Wyoming, 2/8/17
FTs Att.	20, Jerry Pender vs. Long Beach State, 1970-71
Rebounds	35, Larry Abney vs. SMU, 2/17/00 (NCAA Record)
Assists	17, 2x, last by Tito Maddox vs. TCU, 1/10/01
Steals	11, Travis DeManby vs. Oklahoma State, 2/10/02
Blocked Shots	11, Mustafa Al-Sayyad vs. Buffalo, 2/21/05

SEASON

Points	725, Marvella Harris, 2015-16
Highest Scoring Average	24.8, Courtney Alexander, 1999-00
FGs Made	264, Courtney Alexander, 1998-99
FGs Att.	589, Marvella Harris, 2015-16
Best Field Goal Pct.	.623 (152-244), Darnell McCulloch, 1994-95
3-pt. FGs Made	120, Dominick Young, 1995-96
3-pt. FGs Att.	330, Dominick Young, 1996-97
Best 3-pt. FG Pct.	.500 (64-128), Brian Santiago, 1993-94
FTs Made	200, Deshon Taylor, 2017-18
FTs Att.	248, Jerry Pender, 1970-71
Best FT Pct.	.909 (120-132), Paul George, 2009-10
Rebounds	452, Lonnie Hughey, 1965-66
Highest Rebound Average	15.6, Lonnie Hughey, 1965-66
Assists	240, Rafer Alston, 1997-98
Steals	81, Dominick Young, 1994-95
Consecutive Double Figure Games	57, Courtney Alexander, 1998-99 and 1999-00 (every game in his career)
Blocked Shots	114, Dominic McGuire, 2006-07
Fouls	122, Bruce Henning, 1974-75
Disqualifications	9, 2x, last by Tod Bernard, 1990-91
Consecutive FTs Made	28, Rod Higgins, 1980-81, 1981-82
Consecutive FG Made	13, Wil Hooker, 1990-91

CAREER

Points	2,031, Marvella Harris, 2013-16
Highest Scoring Avg.	22.6, Courtney Alexander, 1998-00
FGs Made	789, Melvin Ely, 1999-02
FGs Att.	1,595, Marvella Harris, 2013-16
Best FG Pct.	.591, Darnell McCulloch (364-616), 1995-97
3-pt. FGs Made	279, Dominick Young, 1995-97
3-pt. FGs Att.	798, Dominick Young, 1995-97
Best 3-pt. FG Pct.	.448 (99-221), Brian Santiago, 1993-94
FTs Made	506, Marvella Harris, 2013-16
FTs Att.	678, Marvella Harris, 2013-16
Best FT Pct.	.836 (327-391) Wil Hooker, 1989-92
Rebounds	1,080, Gary Alcorn, 1957-59
Highest Rebound Avg.	15.0, Lonnie Hughey, 1965-66
Assists	599, Kevin Bell, 2004-08
Steals	227, Dominick Young, 1995-97
Blocked Shots	362, Melvin Ely, 1999-02
Fouls	384, Pat Riddlesprigger, 1989-92
Disqualifications	20, Tod Bernard, 1989-92
	20, Pat Riddlesprigger, 1989-92



INDIVIDUAL CAREER RECORDS



MARVELLE HARRIS

Points				
Name	Years	GP	Pts	
1. Marvella Harris	2013-16	136	2,031	
2. Melvin Ely	1999-02	124	1,951	
3. Wil Hooker	1989-92	119	1,739	
4. Terrance Roberson	1996-00	128	1,690	
5. Carl Ray Harris	1991-94	93	1,584	
6. Lucius Davis	1968-70	77	1,511	
7. Deshon Taylor	2017-19	93	1,482	
8. Maurice Talbot	1963-65	76	1,480	
Jervis Cole	1986-89	115	1,480	
10. Bernard Thompson	1981-84	121	1,452	

Scoring Average (Min 2 years)				
Name	Years	GP	Pts	Avg
1. Courtney Alexander	1998-00	60	1,353	22.6
2. Jerry Pender	1971-72	51	1,142	22.4
3. Lonnie Hughey	1965-66	56	1,187	21.2
4. Lucius Davis	1968-70	77	1,511	19.6
5. Maurice Talbot	1963-65	76	1,480	19.5
6. Gary Alcorn	1957-59	78	1,401	18.0
7. Roy Jones	1973-76	79	1,407	17.8
8. Mike McFerson	1960-62	78	1,378	17.7
9. Carl Ray Harris	1991-94	93	1,584	17.0
10. Quinton Hosley	2005-07	60	967	16.1

Field Goals Made			
Name	Years	GP	FG
1. Melvin Ely	1999-02	124	789
2. Marvella Harris	2013-16	136	667
3. Roy Jones	1973-76	79	633
4. Carl Ray Harris	1991-94	93	607
5. Terrance Roberson	1996-00	128	598
6. Jervis Cole	1986-89	115	586
7. Mike McFerson	1960-62	78	580
8. Lucius Davis	1968-70	77	577
9. Wil Hooker	1989-92	119	575
10. Gary Alcorn	1957-59	78	566

Field Goal Attempts			
Name	Years	GP	FGA
1. Marvella Harris	2013-16	136	1,595
2. Gary Alcorn	1957-59	78	1,428
3. Terrance Roberson	1996-00	128	1,369
4. Melvin Ely	1999-02	124	1,367
5. Roy Jones	1973-76	79	1,362
Wil Hooker	1989-92	119	1,362
7. Mike McFerson	1960-62	78	1,315
8. Jervis Cole	1986-89	115	1,257
9. Tod Bernard	1990-92	89	1,219
10. Carl Ray Harris	1991-94	93	1,186

Field Goal Pct. (Min 2 yrs, 3.5 FG/team game)				
Name	Years	GP	FG-FGA	Pct
1. Bryson Williams	2017-18	65	297-496	.598
2. Darnell McCulloch	1995-97	93	364-616	.591
3. Brian Salone	1985-86	62	221-382	.579
4. Melvin Ely	1999-02	124	789-1367	.577
5. Bernard Thompson	1981-84	121	537-931	.577
6. Gred Smith	2009-11	64	287-499	.575
7. Mustafa Al-Sayyad	2000-05	129	292-510	.572
8. Ron Anderson	1983-84	68	483-863	.560
9. Dan Pagliotti	1979-80	52	221-413	.535
10. Rod Higgins	1979-82	104	554-1,042	.532

3-Point Field Goals Made			
Name	Years	GP	3FG
1. Dominick Young	1995-97	89	279
2. Terrance Roberson	1996-00	128	271
3. Wil Hooker	1989-92	119	262
4. Demetrius Porter	1998-01	132	223
5. Ja'Vance Coleman	2004-07	79	211
6. Kevin Olekaibe	2011-13	92	198
7. Damon Jackson	2000-03	87	195
8. Marvella Harris	2013-16	136	191
9. Paul Watson	2014-17	135	181
10. Jahmel Taylor	2016-18	84	177

3-Point Field Goal Attempts			
Name	Years	GP	FGA
1. Dominick Young	1995-97	89	798
2. Terrance Roberson	1996-00	128	733
3. Wil Hooker	1989-92	119	677
4. Ja'Vance Coleman	2004-07	79	625
5. Kevin Olekaibe	2011-13	92	591
6. Marvella Harris	2013-16	136	568
7. Demetrius Porter	1998-01	132	554
8. Damon Jackson	2000-03	87	538
9. Paul Watson	2014-17	135	500
10. Travis DeManby	1999-03	126	467

3-Point Field Goal Pct. (Min 2 yrs, 1.0 3FG/team game)				
Name	Years	GP	FG-FGA	Pct
1. Brian Santiago	1993-94	55	99-221	.448
2. Jahmel Taylor	2016-18	84	177-408	.433
3. Demetrius Porter	1998-01	132	223-554	.403
4. Andre Sims	1988-89	35	61-152	.401
5. Davon Satterwhite	1992-95	113	153-384	.398
6. Deshon Taylor	2017-19	93	176-444	.396
Paul George	2009-10	63	122-308	.396
8. Wil Hooker	1989-92	119	262-677	.387
9. Tod Bernard	1990-92	89	130-342	.380
10. Kendrick Brooks	1995-97	65	142-379	.375

Free Throws Made			
Name	Years	GP	FT
1. Marvella Harris	2013-16	136	506
2. Deshon Taylor	2017-19	93	476
3. Maurice Talbot	1963-65	76	418
4. Tony Burr	1962-64	70	385
5. Bernard Thompson	1981-84	121	378
6. Lucius Davis	1968-70	77	357
7. Orlando Robinson	2020-22	85	343
8. Melvin Ely	1999-02	124	335
9. Marvella Harris	2013-p	101	327
Wil Hooker	1989-92	119	327

Free Throw Attempts			
Name	Years	GP	FTA
1. Marvella Harris	2013-16	136	678
2. Deshon Taylor	2017-19	93	572
3. Maurice Talbot	1963-65	76	570
4. Tony Burr	1962-64	70	513
5. Melvin Ely	1999-02	124	511
6. Bernard Thompson	1981-84	121	501
7. Lucius Davis	1968-70	77	475
8. Orlando Robinson	2020-22	85	474
9. Jerry Pender	1971-72	51	472
10. Gary Alcorn	1957-59	78	442

Free Throw Pct. (Min 2 yrs, 2.0/team game)				
Name	Years	GP	FT-FTA	Pct
1. Wil Hooker	1989-92	119	327-391	.836
2. Deshon Taylor	2017-19	93	476-572	.832
3. Brian Santiago	1993-94	55	133-163	.816
4. Cezar Guerrero	2014-16	89	204-251	.813
5. John Bocko	1964-65	52	189-233	.811
6. Rod Higgins	1979-82	104	294-365	.805
7. Paul George	2009-10	63	212-264	.803
8. Ron Anderson	1983-84	68	186-232	.802
9. Kevin Olekaibe	2011-13	92	201-253	.794
10. Ja'Vance Coleman	2004-07	79	265-342	.774

Rebounds			
Name	Years	GP	Reb
1. Gary Alcorn	1957-59	78	1,080
2. Melvin Ely	1999-02	124	924
3. Maurice Talbot	1963-65	76	865
4. Lonnie Hughey	1965-66	56	842
5. Larry Abney	1998-00	101	771
6. Nate Grimes	2017-20	100	742
7. Larry Henricksen	1969-71	75	718
8. Len Brown	1956-58	76	706
9. Lee Mayberry	1992-94	88	704
10. Art Williams	1978-80	78	684

Rebound Average				
Name	Years	GP	Reb	Avg
1. Lonnie Hughey	1965-66	56	842	15.0
2. Gary Alcorn	1957-59	78	1,080	13.8
3. Maurice Talbot	1963-65	76	865	11.4
4. Tremaine Fowlkes	1997-98	32	359	11.2
5. Dominic McGuire	2006-07	32	314	9.8
6. Larry Henricksen	1969-71	75	718	9.6
7. Len Brown	1957-58	76	706	9.3
8. Quinton Hosley	2005-07	60	541	9.0
9. Art Williams	1978-80	78	684	8.8
10. Ron Neff	1962-63	52	455	8.8

Assists			
Name	Years	GP	Asts
1. Kevin Bell	2004-08	116	599
2. Dominick Young	1995-97	89	598
3. Chris Herren	1996-99	86	465
4. Demetrius Porter	1998-01	132	448
5. Mitch Arnold	1982-85	117	420
6. Marvella Harris	2013-16	136	396
7. Brian Santiago	1993-94	55	354
8. Wil Hooker	1989-92	119	344
9. Leo Walker	1986-88	85	319
10. Doug Streater	1977-78	54	309

Steals			
Name	Years	GP	Stls
1. Dominick Young	1995-97	89	227
2. Marvella Harris	2013-16	136	207
3. Demetrius Porter	1998-01	132	197
4. Wil Hooker	1989-92	119	182
5. Terrance Roberson	1996-00	128	172
6. Mike Mitchell	1986-88	81	167
7. Bernard Thompson	1981-84	121	151
8. Donald Mason	1979-82	109	148
Travis DeManby	1999-03	98	148
10. Jervis Cole	1986-89	115	145

Blocks (min. 2 years)			
Name	Years	GP	Blks
1. Melvin Ely	1999-02	124	362
2. Karachi Edo	2014-17	120	148
3. Mustafa Al-Sayyad	2001-02, '04-05	129	140
4. Derrick Barden	1986-89	113	132
5. Nate Grimes	2017-20	100	129
6. Rashaan Smith	1996-97	64	127
7. Lee Mayberry	1992-94	88	125
8. Noel Felix	2000-03	128	110
9. Sylvester Seay	2009-10	67	94
10. Scott Barnes	1984-85	64	92



KEVIN BELL



INDIVIDUAL SEASON RECORDS

Points

Name	Year	GP	Pts
1. Marvelle Harris	2016	35	725
2. Carl Ray Harris	1994	32	694
3. Courtney Alexander	1999	32	684
4. Melvin Ely	2002	28	653
5. Courtney Alexander	2000	27	669
6. Kendrick Brooks	1996	33	640
7. Lonnie Hughey	1965	27	625
8 Orlando Robinson	2022	31	606
9. Lucius Davis	1970	26	597
10. Kevin Olekaibe	2012	33	588
Jerry Pender	1971	26	588

Scoring Average

Name	Year	GP	Pts	Avg
1. Courtney Alexander	2000	27	669	24.8
2. Melvin Ely	2002	28	653	23.3
3. Lonnie Hughey	1965	27	625	23.2
4. Charles Bailey	1974	25	575	23.0
5. Lucius Davis	1970	26	597	22.9
6. Jerry Pender	1971	26	588	22.6
7. Maurice Talbot	1964	25	555	22.2
Jerry Pender	1972	25	554	22.2
9. Maurice Talbot	1965	23	500	21.8
10. Carl Ray Harris	1994	32	694	21.7

Field Goals

Name	Year	G	FG
1. Courtney Alexander	1999	32	264
2. Carl Ray Harris	1994	32	255
3. Courtney Alexander	2000	27	252
4. Ron Anderson	1984	33	249
Charles Bailey	1974	25	249
6. Melvin Ely	2002	28	246
7. Marvelle Harris	2016	35	240
8. Lonnie Hughey	1965	27	239
Roy Jones	1975	26	239
10. Lucius Davis	1970	26	234
Ron Anderson	1983	35	234

Field Goal Attempts

Name	Year	G	FGA
1. Marvelle Harris	2016	35	589
2. Courtney Alexander	2000	27	564
3. Courtney Alexander	1999	32	563
4. Carl Ray Harris	1994	32	525
5. Gary Alcorn	1957	26	522
6. Kevin Olekaibe	2012	33	508
7. Mike McFerson	1961	26	503
8. Roy Jones	1975	26	502
9. Jerry Pender	1971	26	481
10. Mike McFerson	1962	24	475

Field Goal Pct. (Min. 3.5 FG per team game)

Name	Year	G	FG-FGA	Pct
1. Darnell McCulloch	1995	28	152-244	.623
2. Melvin Ely	2000	31	180-297	.606
3. Nate Grimes	2019	31	154-257	.599
4. Bryson Williams	2018	32	192-322	.596
5. Bernard Thompson	1983	35	214-363	.590
6. Melvin Ely	2001	33	208-357	.583
7. Darnell McCulloch	1996	33	152-262	.580
8. Mustafa Al-Sayyad	2005	30	130-225	.578
9. Greg Smith	2010	33	148-257	.576
10. Bobby Davis	1981	29	121-212	.571



DESHON TAYLOR

3-Point Field Goals

Name	Year	G	3FG
1. Dominick Young	1996	29	120
2. Eddie Miller	2008	32	113
3. Dominick Young	1997	32	102
4. Braxton Huggins	2019	31	101
5. Kendrick Brooks	1996	33	96
6. Kevin Olekaibe	2012	33	92
7. Damon Jackson	2002	34	89
8. Terrance Roberson	2000	33	88
9. Eddie Miller	2007	32	87
Terrance Roberson	1998	34	87

3-Point Field Goal Attempts

Name	Year	G	3FGA
1. Dominick Young	1997	32	330
2. Dominick Young	1996	29	316
3. Kevin Olekaibe	2012	33	272
4. Braxton Huggins	2019	31	262
5. Damon Jackson	2002	34	251
6. Ja'Vance Coleman	2005	30	246
7. Kendrick Brooks	1996	33	243
8. Eddie Miller	2007	32	239
9. Damon Jackson	2003	28	225
10. Demetrius Porter	2001	33	222

3-Point Field Goal Pct. (Min. 1 per team game)

Name	Year	G	3FG-FGA	Pct.
1. Brian Santiago	1994	32	64-128	.500
2. Terrance Roberson	1997	28	34-69	.493
3. Sam Bittner	2018	32	39-81	.481
4. Jahmel Taylor	2017	33	81-181	.448
5. Paul George	2009	34	63-141	.447
6. Davon Satterwhite	1993	27	45-101	.446
-- Anthony Holland	2022	30	48-108	.444
7. Demetrius Porter	2000	33	85-193	.440
8. Sam Bittner	2019	32	42-97	.433
9. Tyler Johnson	2014	35	57-132	.432
10. Marcus West	2004	29	59-137	.431

Free Throws

Name	Year	G	FT
1. Deshon Taylor	2018	32	200
2. Marvelle Harris	2016	35	179
3. Tony Burr	1963	28	176
4. Jerry Pender	1972	25	166
5. Melvin Ely	2002	28	161
6. Tony Burr	1962	26	153
7. Maurice Talbot	1964	25	151
8. Marvelle Harris	2014	39	150
9. Lonnie Hughey	1965	27	147
10. Deshon Taylor	2017	33	145
Maurice Talbot	1963	28	145
-- Orlando Robinson	2022	31	144

Free Throw Attempts

Name	Year	G	FTA
1. Jerry Pender	1971	26	248
2. Deshon Taylor	2018	32	240
3. Marvelle Harris	2016	35	238
4. Tony Burr	1963	28	230
5. Lonnie Hughey	1965	27	227
6. Jerry Pender	1972	25	224
7. Melvin Ely	2002	28	219
8. Kendrick Brooks	1996	33	215
9. Maurice Talbot	1963	28	211
10. Maurice Talbot	1964	25	203
-- Orlando Robinson	2022	31	195

Free Throw Pct. (Min. 2.0 per team game)

Name	Year	G	FT-FTA	Pct.
1. Paul George	2010	29	120-132	.901
2. Wayne Kemp	1973	24	70-79	.886
3. Deshon Taylor	2017	33	145-165	.879
4. Cezar Guerrero	2014	39	112-128	.875
5. John Bocko	1965	27	70-81	.864
6. Brian Santiago	1994	32	79-92	.859
7. Wil Hooker	1992	31	108-126	.857
8. Rod Higgins	1981	29	92-108	.852
9. Terrance Roberson	2000	33	88-104	.846
10. Doug Streeter	1978	27	66-78	.846



PAUL GEORGE

Rebounds

Name	Year	G	Reb
1. Lonnie Hughey	1966	29	452
2. Larry Abney	2000	34	402
3. Lonnie Hughey	1965	27	390
4. Gary Alcorn	1959	26	368
5. Tremaine Fowlkes	1998	32	359
6. Gary Alcorn	1957	26	358
7. Gary Alcorn	1958	26	354
8. Lee Mayberry	1994	32	340
9. Maurice Talbot	1964	25	334
10. Dominic McGuire	2007	32	314

Rebound Average

Name	Year	G	Reb	Avg
1. Lonnie Hughey	1966	29	452	15.6
2. Lonnie Hughey	1965	27	390	14.4
3. Gary Alcorn	1959	26	368	14.2
4. Gary Alcorn	1957	26	358	13.8
5. Gary Alcorn	1958	27	354	13.6
6. Maurice Talbot	1964	25	334	13.4
7. Larry Abney	2000	34	402	11.8
8. Larry Henricksen	1970	26	303	11.7
9. Tremaine Fowlkes	1998	32	359	11.2
10. Maurice Talbot	1965	23	256	11.1

Assists

Name	Year	G	Asts
1. Rafer Alston	1998	33	240
2. Brian Santiago	1994	32	223
3. Dominick Young	1997	32	211
4. Dave Barnett	1991	30	208
5. Tito Maddox	2001	25	200
Demetrius Porter	2000	33	200
7. Dominick Young	1995	28	197
8. Dominick Young	1996	29	190
9. Kevin Bell	2008	32	187
10. Chris Herren	1999	25	181

Steals

Name	Year	G	Stls
1. Dominick Young	1995	28	81
2. Marvelle Harris	2016	35	76
3. Dominick Young	1996	29	74
4. Dominick Young	1997	32	72
5. Jaron Hopkins	2017	33	71
6. Rafer Alston	1998	33	70
7. Bijou Baly	1990	29	68
8. Dave Barnett	1991	30	66
9. Marvelle Harris	2015	32	65
Mike Mitchell	1987	29	65

Blocks

Name	Year	G	Blks
1. Dominic McGuire	2007	32	114
2. Melvin Ely	2000	31	92
3. Melvin Ely	1999	32	91
4. Melvin Ely	2001	33	90
5. Melvin Ely	2002	28	89
6. Avondre Jones	1998	24	75
7. Rahsaan Smith	1996	33	71
8. Mustafa Al-Sayyad	2005	30	70
9. Dimitri Lambrecht	1991	30	59
10. Sylvester Seay	2009	34	58



ALL-TIME SERIES RECORDS

AIR FORCE

Fresno State leads 25-8

(H: 12-3, A: 11-4, N: 2-1, MWT: 2-1)

Date	Winner	Score	Site
11/28/80	Fresno State	W 55-40	H
12/5/81	Fresno State	W 45-37	A
1/23/93	Air Force	L 51-71	H
2/13/93	Air Force	L 58-61	A
1/22/94	Fresno State	W 76-64	A
2/12/94	Fresno State	W 72-66	H
1/14/95	Air Force	L 62-72	H
2/15/95	Fresno State	W 65-63	A
1/15/96	Fresno State	W 73-67	A
2/17/96	Fresno State	W 82-50	H
1/18/97	Fresno State	W 78-69	H
2/15/97	Air Force	L 64-85	A
12/1/01	Fresno State	W 68-52	H
1/30/13	Air Force	L 50-62	A
3/2/13	Fresno State	W 56-41	H
1/8/14	Fresno State	W 71-65	H
2/5/14	Fresno State	W 68-51	A
3/13/14	Fresno State	W 61-59	N
3/4/15	Fresno State	W 68-66	H
1/23/16	Fresno State	W 56-55	A
2/24/16	Fresno State	W 64-63	H
1/11/17	Air Force	L 72-81	A
2/1/17	Fresno State	W 73-64	H
12/30/17	Fresno State	W 71-59	H
2/26/18	Fresno State	W 54-48	A
2/20/19	Air Force	L 61-64	H
3/14/19	Fresno State	W 76-50	N
1/28/20	Fresno State	W 79-68	H
2/19/20	Fresno State	W 71-62	H
3/4/20	Air Force	L 70-77	N
2/11/21	Fresno State	W 69-63	A
2/13/21	Fresno State	W 67-64	A
2/22/22	Fresno State	W 65-40	A

N - MW Tournament (Las Vegas, Nev.)

BOISE STATE

Boise State leads 26-22

(H: 14-9, A: 8-15, N: 0-2, MWT: 0-0)

Date	Winner	Score	Site
1975-76	Fresno State	W 62-60 ^{alt}	H
12/2/76	Fresno State	W 74-68	A
12/13/79	Fresno State	W 81-52	H
12/16/80	Fresno State	W 65-40	A
12/13/82	Fresno State	W 65-49	A
H12/10/83	Boise State	L 52-60	A
1/17/02	Fresno State	W 72-56	A
2/16/02	Boise State	L 58-61	H
1/9/03	Fresno State	W 61-54	H
2/8/03	Fresno State	W 59-52	A
1/15/04	Fresno State	W 78-61	A
2/14/04	Boise State	L 44-55	H
3/11/04	Boise State	L 54-71	H*
1/13/05	Fresno State	W 89-82	H
2/12/05	Boise State	L 68-82	A
3/11/05	Boise State	L 85-86	(1)
2/4/06	Boise State	L 63-66	A
2/27/06	Fresno State	W 81-79	H
1/25/07	Boise State	L 61-65	A
3/1/07	Fresno State	W 78-77	H
3/8/07	Boise State	L 73-78	(2)
1/28/08	Boise State	L 89-90 ^{alt}	H
2/16/08	Boise State	L 72-84	A
2/9/09	Fresno State	W 88-82	H
3/5/09	Boise State	L 65-79	A
1/2/10	Fresno State	W 71-68	H
1/30/10	Boise State	L 49-65	A
2/10/11	Boise State	L 61-75	A
2/24/11	Boise State	L 56-70	H
12/19/11	Boise State	L 63-70	A
1/12/12	Fresno State	W 72-59	H
1/23/13	Boise State	L 67-74	H
2/23/13	Boise State	L 63-72	H
1/4/14	Boise State	L 79-86	H
2/26/14	Fresno State	W 76-56	H
2/14/15	Fresno State	W 70-64	H
3/7/15	Boise State	L 52-71	A
1/9/16	Boise State	L 70-81	A
1/14/17	Fresno State	W 89-80	H
2/28/17	Fresno State	W 74-67	A
1/9/18	Boise State	L 64-70	H
1/19/19	Fresno State	W 63-53	A
2/13/19	Fresno State	W 65-63	H
1/25/20	Boise State	L 53-87	H
1/20/21	Boise State	L 51-73	A
3/2/21	Fresno State	W 67-64	A
12/28/21	Boise State	L 55-65	H
1/28/22	Boise State	L 63-68 ^{alt}	H

* - WAC Tournament (Fresno, Calif.)

(1) - WAC Tournament (Reno, Nev.)

(2) - WAC Tournament (Las Cruces, N.M.)

COLORADO STATE

Colorado State leads 23-17

(H: 13-3, A: 3-17; N: 1-3; MWT: 1-3)

Date	Winner	Score	Site
1964-65	Colorado State	L 66-84	A
1964-65	Colorado State	L 56-76	A
1968-69	Colorado State	L 64-69	A
1972-73	Colorado State	L 63-70	A
1973-74	Fresno State	W 57-55	H
12/21/76	Fresno State	W 64-51	H
1/4/93	Fresno State	W 62-55	H
3/6/93	Fresno State	W 83-78	A
1/3/94	Fresno State	W 79-73	A
3/3/94	Fresno State	W 84-77	H
1/28/95	Fresno State	W 71-52	H
2/4/95	Colorado State	L 60-78	A
1/25/96	Colorado State	L 83-91	A
2/1/96	Fresno State	W 86-72	H
1/23/97	Colorado State	L 79-80	A
2/22/97	Fresno State	W 84-72	H
3/2/99	Fresno State	X 80-59	(1)
12/28/09	Fresno State	W 73-50	H
12/4/10	Colorado State	L 74-87	A
1/26/13	Colorado State	L 63-74	H
2/27/13	Colorado State	L 67-74	A
3/13/13	Colorado State	L 61-67	(2)
1/11/14	Colorado State	L 57-76	A
2/15/14	Fresno State	W 75-66	H
1/31/15	Colorado State	L 57-80	A
2/18/15	Colorado State	L 73-81	H
3/12/15	Colorado State	L 59-71	(2)
3/2/16	Fresno State	W 87-73	H
3/11/16	Fresno State	W 64-56	(2)
1/18/17	Fresno State	W 78-57	H
2/11/17	Colorado State	L 62-78	A
1/6/18	Fresno State	W 82-79 ^{alt}	A
2/17/18	Fresno State	W 86-65	H
1/5/19	Fresno State	W 78-67	H
1/26/19	Colorado State	L 65-74	A
1/22/20	Colorado State	L 68-86	A
2/4/20	Colorado State	L 70-80	H
12/28/20	Colorado State	L 53-75	A
12/30/20	Colorado State	L 59-81	A
3/11/21	Colorado State	L 62-72	(2)
2/1/22	Colorado State	L 50-65	A

(1) - WAC Tournament (Las Vegas, Nev.)

(2) - MW Tournament (Las Vegas, Nev.)

NEVADA

Nevada leads 61-45

(H: 27-23, A: 17-35, N: 0-3, MWT: 0-1)

Date	Winner	Score	Site
1924-25	Nevada	L 20-23	A
1924-25	Nevada	L 16-27	A
1925-26	Fresno State	W 28-14	H
1925-26	Fresno State	W 36-16	H
1926-27	Nevada	L 18-24	A
1926-27	Nevada	L 17-32	A
1927-28	Nevada	L 24-26	H
1927-28	Fresno State	W 26-17	H
1928-29	Fresno State	W 28-27	A
1928-29	Nevada	L 17-32	A
1929-30	Nevada	L 26-28	H
1929-30	Fresno State	W 35-24	H
1930-31	Nevada	L 27-31	A
1930-31	Nevada	L 19-20	A
1931-32	Nevada	L 34-44	H
1931-32	Nevada	L 24-31	H
1932-33	Nevada	L 21-23	A
1932-33	Fresno State	W 32-30	A
1934-35	Fresno State	W 44-36	A
1934-35	Fresno State	W 42-31	A
1935-36	Fresno State	W 35-28	H
1935-36	Fresno State	W 50-33	H
1936-37	Nevada	L 25-44	A
1936-37	Nevada	L 31-40	A
1937-38	Fresno State	W 46-44	H
1937-38	Nevada	L 37-24	H
1938-39	Nevada	L 40-54	A
1938-39	Nevada	L 30-52	A
1939-40	Fresno State	W 52-50	H
1939-40	Nevada	L 41-48 ^{alt}	H
1948-49	Nevada	L 48-54	A
1948-49	Nevada	L 59-60	A
1949-50	Nevada	L 56-67	H
1949-50	Nevada	L 46-55	H
1950-51	Nevada	L 54-76	A
1950-51	Fresno State	W 53-50	A
1952-53	Nevada	L 59-62	H
1952-53	Nevada	L 60-71	H
1953-54	Fresno State	W 61-56	A
1953-54	Nevada	L 64-83	A
1954-55	Fresno State	W 79-71	H
1954-55	Fresno State	W 68-66	H
1958-59	Fresno State	W 63-50	A
1958-59	Fresno State	W 50-48	A
1959-60	Fresno State	W 70-55	H
1959-60	Fresno State	W 85-53	H
1964-65	Fresno State	W 99-59	H
1964-65	Fresno State	W 91-68	A
1965-66	Fresno State	W 127-78	H*
1972-73	Nevada	L 80-84	H
1972-73	Fresno State	W 83-73	A
1975-76	Fresno State	W 77-66	A
1976-77	Nevada	L 72-75	H

Date	Winner	Score	Site
1/7/80	Fresno State	W 68-57	H
1/28/81	Fresno State	W 64-52	H
12/11/91	Fresno State	W 94-78	H
12/12/92	Nevada	L 64-74	A
12/20/93	Nevada	L 71-79	A
12/23/94	Fresno State	W 86-75	H
3/12/97	Nevada	L 86-97	H#
1/20/01	Fresno State	W 72-69	A
2/24/01	Fresno State	W 91-68	H
1/12/02	Nevada	L 85-88	H
2/7/02	Nevada	L 57-66	H
2/1/03	Nevada	L 79-92	A
3/1/03	Fresno State	W 107-99 ^{alt}	H
1/31/04	Nevada	L 65-84	A
2/28/04	Nevada	L 55-64	H
1/29/05	Fresno State	W 66-63	A
2/26/05	Nevada	L 63-76	H
1/18/06	Fresno State	W 87-77	H
3/4/06	Nevada	L 60-74	A
1/18/07	Nevada	L 75-85	A
2/8/07	Nevada	L 68-81	H
1/31/08	Nevada	L 67-79	A
3/8/08	Nevada	L 63-76	H
3/13/08	Nevada	L 57-64	(1)
1/17/09	Nevada	L 60-65	A
2/26/09	Fresno State	W 68-66	H
1/23/10	Fresno State	W 87-77	H
2/17/10	Nevada	L 70-74	A
1/3/11	Fresno State	W 80-74	H
1/27/11	Nevada	L 76-79	A
3/9/11	Nevada	L 80-90	(2)
1/21/12	Nevada	L 61-74	A
2/25/12	Nevada	L 76-79 ^{alt}	H
1/19/13	Nevada	L 61-68	H
2/19/13	Fresno State	W 69-64 ^{alt}	A
1/22/14	Nevada	L 86-96 ^{alt}	H
2/12/14	Fresno State	W 75-67	A
1/10/15	Fresno State	W 69-66	A
1/24/15	Fresno State	W 66-62	H
1/6/16	Fresno State	W 85-63	H
2/13/16	Nevada	L 72-77 ^{alt}	A
12/31/16	Fresno State	W 77-76	H
1/21/17	Fresno State	W 81-76	A
3/10/17	Nevada	L 72-83	(3)
12/27/17	Nevada	L 65-80	H
1/31/18	Nevada	L 92-102	A
1/12/19	Nevada	L 64-74	H
2/23/19	Nevada	L 68-74	A
2/22/20	Nevada	L 76-78	A
1/15/21	Nevada	L 57-73	A
1/17/21	Nevada	L 65-79	A
1/21/22	Nevada	L 73-77	A
2/4/22	Fresno State	W 73-56	H

* - NCAA Pacific Coast Regionals (Fresno, Calif.)

- - Sun Met Classic (Fresno, Calif.)

- NIT First Round (Fresno, Calif.)

(1) - WAC Tournament (Las Cruces, N.M.)

(2) - WAC Tournament (Las Vegas, Nev.)

(3) - MW Semifinals (Las Vegas, Nev.)

NEW MEXICO

Fresno State leads 20-17

(H: 14-4, A: 3-11, N: 3-2, MWT: 2-1)

Date	Winner	Score	Site
1947-48	Fresno State	W 57-50	H
1947-48	Fresno State	W 47-43	H
3/19/85	Fresno State	W 66-55	(1)
1/7/93	New Mexico	L 64-85	A
2/25/93	Fresno State	W 71-57	H
3/10/93	New Mexico	L 48-72	(2)
1/10/94	Fresno State	W 69-65	H
2/26/94	New Mexico	L 67-82	A
1/2/95	New Mexico	L 66-74	H
3/2/95	New Mexico	L 69-72	H
1/2/96	Fresno State	W 76-75	H
3/2/96	New Mexico	L 84-86	A
3/8/96	New Mexico	L 99-104 ^{alt}	A*
1/4/99	Fresno State	W 86-80	H
2/13/99	New Mexico	L 81-83	A
1/12/13	New Mexico	L 45-72	A
2/13/13	New Mexico	L 48-54	H
1/18/14	New Mexico	L 78-89	H
3/14/14	New Mexico	L 77-93	(3)
12/31/14	New Mexico	L 64-76	A
2/28/15	Fresno State	W 59-55	H
1/2/16	New Mexico	L 62-77	H
2/27/16	Fresno State	W 92-82	A
12/28/16	New Mexico	L 73-78	H

ALL-TIME SERIES RECORDS

12/8/01	San Diego State	L	78-93	A
11/11/07	San Diego State	L	72-89	H#
11/22/08	San Diego State	L	56-80	A
11/23/09	San Diego State	L	58-62	HS
1/9/13	San Diego State	L	62-65	H
2/9/13	San Diego State	L	53-75	A
1/15/14	San Diego State	L	60-68	A
3/1/14	San Diego State	L	67-82	H
1/3/15	Fresno State	W	59-57	H
1/27/15	San Diego State	L	47-58	A
1/19/16	San Diego State	L	67-73 ^{PT}	A
2/10/16	Fresno State	W	58-57	H
3/12/16	Fresno State	W	68-63	(4)
2/4/17	San Diego State	L	67-70	H
2/22/17	Fresno State	W	63-55	A
1/17/18	Fresno State	W	77-73	A
2/6/18	Fresno State	W	79-61	H
3/8/18	San Diego State	L	52-64	(4)
1/22/19	Fresno State	W	66-62	H
3/6/19	Fresno State	W	76-74	A
1/1/20	San Diego State	L	52-61	A
1/14/20	San Diego State	L	55-64	H
2/18/21	San Diego State	L	53-67	H
2/20/21	San Diego State	L	57-75	H
2/19/22	San Diego State	L	44-61	H
3/3/22	San Diego State	L	64-65 ^{2OT}	A

- (1) - California Collegiate Athletic Association Playoff (Los Angeles, Calif.)
- (2) - WAC Tournament (Albuquerque, N.M.)
- (3) - WAC Tournament (Las Vegas, Nev.)
- (4) - MW Tournament (Las Vegas, Nev.)
- PCAA Tournament (San Diego, Calif.)
- ! - Holiday Bowl Classic (San Diego, Calif.)
- # - World Vision Classic (Fresno, Calif.)
- \$ - West Coast Classic (Fresno, Calif.)

SAN JOSE STATE

Fresno State leads 95-77

(H: 56-36, A: 35-41, N: 5-0, MWT: 1-0)

Date	Winner	Score	Site
1921-22	Fresno State	W 38-34	H
1921-22	Fresno State	W 26-24	H
1922-23	San Jose State	L 18-30	H
1923-24	San Jose State	L 12-33	H
1924-25	San Jose State	L 28-30	H
1924-25	Fresno State	W 29-14	H
1924-25	San Jose State	L 19-32	A
1924-25	San Jose State	L 14-17	A
1925-26	Fresno State	W 32-11	A
1925-26	Fresno State	W 24-14	A
1926-27	Fresno State	W 37-33	H
1926-27	Fresno State	W 32-28	H
1927-28	San Jose State	L 26-27	H
1927-28	San Jose State	W 29-17	H
1929-30	San Jose State	L 26-33	H
1929-30	San Jose State	L 27-37	H
1930-31	San Jose State	L 22-54	H
1930-31	Fresno State	W 31-26	H
1931-32	San Jose State	L 31-44	H
1931-32	Fresno State	W 27-26	A
1932-33	Fresno State	W 44-40	H
1932-33	Fresno State	W 47-31	H
1933-34	San Jose State	L 13-51	H
1933-34	San Jose State	L 18-33	H
1934-35	Fresno State	W 35-33	H
1934-35	San Jose State	L 37-39	A
1939-40	San Jose State	L 43-49	H
1939-40	San Jose State	L 36-45	A
1940-41	San Jose State	L 38-56	H
1940-41	San Jose State	L 27-39	H
1940-41	Fresno State	W 57-45	H
1940-41	San Jose State	L 36-39	H
1941-42	San Jose State	L 47-51	H
1941-42	Fresno State	W 41-28	H
1941-42	San Jose State	L 58-59	H
1941-42	Fresno State	W 50-36	H
1942-43	San Jose State	L 37-53	A
1942-43	San Jose State	L 38-39	A
1945-46	San Jose State	L 35-43	A
1945-46	Fresno State	W 46-45	A
1945-46	San Jose State	L 40-57	H
1945-46	San Jose State	L 35-55	H
1946-47	San Jose State	L 31-49	H
1946-47	Fresno State	W 42-20	H
1947-48	San Jose State	L 36-56	A
1947-48	San Jose State	L 40-60	H
1948-49	San Jose State	L 43-66	A
1948-49	San Jose State	L 52-54	H
1949-50	Fresno State	W 63-61	H
1949-50	San Jose State	L 52-68	A
1950-51	San Jose State	L 31-56	A
1950-51	San Jose State	L 42-85	H
1951-52	San Jose State	L 58-72	H
1951-52	San Jose State	L 54-69	A
1952-53	San Jose State	L 40-58	A
1952-53	San Jose State	L 60-82	H
1953-54	Fresno State	W 60-58	H
1954-55	San Jose State	L 62-69	A
1954-55	San Jose State	L 60-63	H
1955-56	San Jose State	L 66-85	A
1955-56	San Jose State	L 67-70	H
1/15/57	Fresno State	W 79-75 ^{PT}	A
1/22/57	San Jose State	L 75-77	H
1/17/58	Fresno State	W 62-60	H
1/21/58	San Jose State	L 58-68	A

12/14/59	San Jose State	L	63-68	A
1/19/60	Fresno State	W	70-45	H
12/2/60	San Jose State	L	54-74	A
1/28/61	Fresno State	W	68-63	H
12/12/61	San Jose State	FF	42-71	A
12/11/62	Fresno State	W	56-42	H
1/30/68	Fresno State	W	90-74	H
12/2/68	Fresno State	W	72-69	A
2/17/70	Fresno State	W	80-68	A
2/20/70	Fresno State	W	80-79	H
2/16/71	Fresno State	W	108-83	H
2/19/71	Fresno State	W	68-66	A
1/14/72	Fresno State	W	79-78	H
2/26/72	San Jose State	L	72-80	A
2/1/73	San Jose State	L	66-90	A
2/24/73	San Jose State	L	57-63	H
2/2/74	San Jose State	L	60-61	A
2/21/74	Fresno State	W	78-74	H
1/23/75	San Jose State	L	74-82	H
2/22/75	Fresno State	W	73-69	A
1/24/76	San Jose State	L	69-76	H
2/19/76	Fresno State	W	80-76 ^{2OT}	A
2/3/77	San Jose State	L	66-75	A
2/12/77	San Jose State	L	55-65	H
1/26/78	Fresno State	W	59-45	A
2/1/78	Fresno State	W	58-46	H
1/11/79	Fresno State	W	53-51 ^{PT}	H
2/22/79	San Jose State	L	46-49	A
1/13/80	Fresno State	W	48-44	A
1/17/81	San Jose State	L	47-52	A
2/26/81	Fresno State	W	62-52	H
3/7/81	Fresno State	W	52-48	(1)
1/28/82	Fresno State	W	63-45	H
1/30/82	Fresno State	W	47-36	A
2/6/83	Fresno State	W	63-50	H
2/24/83	Fresno State	W	66-59	A
3/1/83	Fresno State	W	53-47 ^{2OT}	(2)
2/4/84	Fresno State	W	83-48	H
3/1/84	Fresno State	W	45-33	A
1/7/85	Fresno State	W	58-49	H
3/2/85	San Jose State	L	80-84 ^{2OT}	A
1/6/86	San Jose State	L	52-55	A
1/25/86	San Jose State	L	45-48	H
1/17/87	San Jose State	L	41-62	H
2/23/87	San Jose State	L	48-49	H
1/2/88	San Jose State	L	67-69	H
3/5/88	San Jose State	L	62-69	A
1/5/89	Fresno State	W	61-54	A
3/2/89	Fresno State	W	75-59	H
3/8/89	Fresno State	W	64-60	(3)
1/29/90	Fresno State	W	69-53	A
2/17/90	San Jose State	L	59-61	A
3/7/90	Fresno State	W	71-56	(3)
1/17/91	San Jose State	L	92-94 ^{PT}	A
2/16/91	San Jose State	L	71-72	H
1/27/92	Fresno State	W	64-51	H
2/20/92	Fresno State	W	74-71	A
12/26/92	San Jose State	L	62-74	A
12/4/93	San Jose State	L	67-69	H
12/10/94	Fresno State	W	71-65	A
12/5/95	Fresno State	W	92-68	H
1/11/97	Fresno State	W	80-53	H
2/6/97	Fresno State	W	66-61	A
2/18/98	Fresno State	W	89-81	H
2/21/98	Fresno State	W	95-70	H
1/7/99	San Jose State	L	64-91	A
2/4/99	Fresno State	X	57-52	H
2/3/00	Fresno State	X	82-76 ^{PT}	A
3/1/00	Fresno State	X	77-74	H
2/3/01	Fresno State	W	86-75	A
2/8/01	Fresno State	X	82-57	H
12/29/01	Fresno State	W	80-68	A
2/28/02	Fresno State	W	72-60	H
1/25/03	Fresno State	W	59-48	H
2/19/03	Fresno State	W	74-70 ^{2OT}	A
1/5/04	Fresno State	W	61-55	A
3/4/04	Fresno State	W	81-76	H
1/2/05	Fresno State	W	63-56	H
3/3/05	Fresno State	W	74-55	A
2/11/06	Fresno State	W	79-66	H
2/22/06	Fresno State	W	87-80	H
1/15/07	San Jose State	L	61-64	A
1/22/07	Fresno State	W	67-64	H
1/17/08	San Jose State	L	75-69	A
1/26/08	Fresno State	W	75-58	H
1/10/09	San Jose State	L	68-71 ^{PT}	H
1/24/09	San Jose State	L	79-85	A
1/11/10	Fresno State	W	80-70	H
2/27/10	San Jose State	L	45-72	A
12/29/10	Fresno State	W	75-62	H
1/29/11	San Jose State	L	66-78	A
1/14/12	Fresno State	W	82-73	H
2/9/12	San Jose State	L	71-79 ^{2OT}	A
2/8/14	Fresno State	W	82-56	H
3/8/14	Fresno State	W	69-56	A
1/14/15	Fresno State	W	73-62	A
2/4/15	Fresno State	W	81-63	H
1/16/16	Fresno State	W	81-74	H
2/3/16	San Jose State	L	53-65	A
1/7/17	San Jose State	L	62-69	A
2/15/17	Fresno State	W	77-59	H
2/14/18	Fresno State	W	77-57	A
1/2/19	Fresno State	W	73-53	A
3/9/19	Fresno State	W	121-81	H

1/4/20	Fresno State	W	79-64	H
2/12/20	Fresno State	W	84-78 ^{2OT}	A
1/8/21	Fresno State	W	79-64	H
1/10/21	Fresno State	W	80-65	H
1/11/22	Fresno State	W	79-59	H
2/1/22	Fresno State	W	73-43	A
3/9/22	Fresno State	W	69-67 ^{2OT}	(4)

- (1) - PCAA Tournament (Anaheim, Calif.)
- (2) - PCAA Tournament (Inglewood, Calif.)
- (3) - BWC Tournament (Long Beach, Calif.)
- (4) - MW Tournament (Las Vegas, Nev.)

UNLV

UNLV leads 34-17

(H: 8-11, A: 7-20, N: 2-3, MWT: 1-0)

Date	Winner	Score	Site
1964-65	Fresno State	W 74-61	(1)
1966-67	UNLV	L 68-81	A ⁺
1966-67	Fresno State	W 92-69	H
1974-75	UNLV	L 64-80	A ⁺
1/15/83	UNLV	L 48-56	A
2/12/83	UNLV	L 59-66	H
3/12/83	UNLV	L 63-66 ^{2OT}	(2)
1/21/84	UNLV	L 62-64	A
2/19/84	Fresno State	W 68-43	H
3/10/84	Fresno State	W 51-49	(2)
1/12/85	UNLV	L 58-70	A
2/29/85	Fresno State	W 63-52	H
1/12/86	UNLV	L 53-68	H
2/22/86	UNLV	L 56-72	A
3/6/86	UNLV	L 49-68	(2)
1/26/87	UNLV	L 58-106	A
3/1/87	UNLV	L 59-70	H
1/26/88	UNLV	L 71-87	A
2/27/88	UNLV	L 60-71	H
1/11/89	UNLV	L 77-83	H
2/23/89	UNLV	L 71-75	A
1/15/90	UNLV	L 75-84	H
2/12/90	UNLV	L 64-69	A
1/12/91	UNLV	L 91-117	H
2/7/91	UNLV	L 64-113	A
3/10/91	UNLV	L 74-98	(3)
1/23/92	UNLV	L 50-58	A
2/27/92	UNLV	L 67-84	H
1/20/97	Fresno State	W 93-82	H
2/17/97	UNLV	L 64-78	A
3/6/98	UNLV	L 67-76	A-
12/8/07	UNLV	L 71-84	A
12/3/08	UNLV	L 76-82	H
2/6/13	Fresno State	W 64-55	H
3/9/13	Fresno State	W 61-52	A
1/1/14	UNLV	L 62-75	H
1/25/14	UNLV	L 73-75 ^{2OT}	A
2/10/15	UNLV	L 61-73	A
12/30/15	Fresno State	W 69-66	A
2/6/16	Fresno State	W 111-104 ^{2OT}	H
3/10/16	Fresno State	W 95-82	A!
3/4/17	Fresno State	W 72-59	H
1/23/18	Fresno State	W 69-63	H
2/21/18	Fresno State	W 77-64	A
2/9/19	Fresno State	W 83-65	A
12/4/19	UNLV	L 80-81 ^{2OT}	H
2/8/20	UNLV	L 67-68	H
2/24/21	Fresno State	W 67-64	A
2/26/21	UNLV	L 67-68	A
1/14/22	Fresno State	W 73-68	A
2/16/22	UNLV	L 57-60	H

- (1) - NCAA Pacific Coast Regionals (Seattle, Wash.)
- (2) - PCAA Tournament (Inglewood, Calif.)
- (3) - BWC Tournament (Long Beach, Calif.)
- Las Vegas Holiday Classic (Las Vegas, Nev.)
- - WAC Tournament (Las Vegas, Nev.)
- ! - MW Tournament (Las Vegas, Nev.)

UTAH STATE

Utah State leads 41-25

LARGEST MARGINS OF VICTORY

--- Division I Era (1970-71 Season to Present) ---

Pts	(Score)	Opponent	Date/Season
61	(104-43)	vs. UC Merced	Dec. 28, 2013
52	(108-56)	vs. UTEP (X)	Jan. 25, 2001
47	(89-42)	vs. UC San Diego	Jan. 3, 1981
46	(112-66)	vs. Hawai'i-Hilo	Jan. 3, 1998
45	(92-47)	vs. CSU San Bernardino	Nov. 17, 2019
	(96-51)	vs. Morehead State	Dec. 22, 1979
43	(89-46)	vs. Pacific Union	Dec. 27, 2015
	(92-49)	vs. UC Davis	Dec. 1, 1983
42	(107-65)	vs. North Florida	Dec. 22, 1997
41	(83-42)	vs. Maryland-Eastern Shore	Nov. 17, 2004
40	(87-47)	vs. William Jessup	Nov. 25, 2020
	(121-81)	vs. San Jose State	March 9, 2019
	(93-53)	vs. Tennessee-Martin	Dec. 22, 2018
	(84-44)	vs. Liberty	Nov. 30, 1996
39	(91-52)	vs. Savannah State	Dec. 20, 2001
38	(93-55)	vs. Bristol	Nov. 17, 2014
	(91-53)	vs. Sacramento State	Dec. 29, 2002
	(104-66)	vs. Saint Mary's (X)	Nov. 17, 2000
	(76-38)	vs. UCSB	Feb. 5, 1981
37	(93-56)	vs. Cal State Monterey Bay	Dec. 18, 2017
	(110-73)	vs. Sacramento State (X)	Dec. 1, 1998
	(99-62)	vs. U.S. International	Dec. 9, 1988
36	(106-70)	at Long Beach State	Dec. 2, 2017
35	(83-48)	vs. Cal Poly	Dec. 17, 2021
	(84-49)	vs. San Diego Christian	Dec. 6, 2012
	(89-54)	vs. Idaho	Jan. 30, 2006
	(92-57)	vs. San Diego State (N)	March 5, 1998
	(127-92)	vs. Western State	Dec. 3, 1996
	(83-48)	vs. San Jose State	Feb. 4, 1984
	(83-48)	vs. TCU	Dec. 21, 1979
	(102-67)	vs. Northern Arizona	1970-71
34	(88-54)	vs. Holy Names University	Dec. 14, 2016
	(74-40)	vs. Pacific	Jan. 14, 1982
33	(86-53)	vs. Rice (X)	Jan. 27, 2000
	(89-56)	vs. CSU Northridge	Feb. 11, 1995
	(91-58)	vs. New Hampshire	Dec. 20, 1988
	(90-57)	vs. San Francisco State	1974-75
	(104-71)	at Portland State	1973-74
32	(74-42)	vs. Vanguard	Nov. 17, 2010
	(69-37)	vs. San Diego	Dec. 6, 2009
	(82-50)	vs. Air Force	Feb. 17, 1996
	(75-43)	at UC Davis	Dec. 23, 1981
	(102-70)	vs. Cal Poly	1971-72
31	(95-64)	vs. IUPUI	Dec. 20, 2019
	(96-65)	vs. UC Santa Cruz	Nov. 10, 2017
	(93-62)	vs. Saint Katherine College	Dec. 28, 2014
	(96-65)	vs. High Point	Jan. 7, 2000
	(75-44)	at Long Beach State	Jan. 13, 1983
	(79-48)	vs. Oklahoma City	Nov. 27, 1981
	(96-65)	vs. Portland State	Nov. 29, 1980
30	(73-43)	at San Jose State	Feb. 1, 2022
	(85-55)	vs. Academy of Art	Nov. 30, 2011
	(82-52)	vs. Utah	Dec. 3, 2011
	(88-58)	vs. Cal Poly	Nov. 28, 1993
	(77-47)	vs. UCSB	Feb. 17, 1983

(N): Indicates game played at neutral site
(X): Indicates result later vacated due to use of ineligible player

Notes..... D-I Era (Hutson Era)

# of wins by 30 or more points:.....	55 (7)
# of wins by 35 or more points:.....	31 (5)
# of wins by 40 or more points:.....	14 (4)

DOUBLE-DIGIT WINS IN MW PLAY

--- Joined the Mountain West in July 2012 ---

Pts	(Score)	Opponent	Date
40	(121-81)	vs. San Jose State	March 9, 2019
30	(73-43)	at San Jose State	Feb. 1, 2022
26	(82-56)	vs. San Jose State	Feb. 8, 2014
25	(65-40)	at Air Force	Feb. 22, 2022
22	(85-63)	vs. Nevada	Jan. 6, 2016
21	(86-65)	vs. Colorado State	Feb. 17, 2018
	(78-57)	vs. Colorado State	Jan. 18, 2017
20	(79-59)	vs. San Jose State	Jan. 11, 2022
	(81-61)	vs. Wyoming	Jan. 4, 2021
	(73-53)	at San Jose State	Jan. 2, 2019
	(77-57)	at San Jose State	Feb. 14, 2018
	(76-56)	vs. Boise State	Feb. 26, 2014
18	(83-65)	at UNLV	Feb. 9, 2019
	(79-61)	vs. San Diego State	Feb. 6, 2018
	(80-62)	at Wyoming	Feb. 3, 2018
	(77-59)	vs. San Jose State	Feb. 15, 2017
	(81-63)	vs. San Jose State	Feb. 4, 2015
17	(73-56)	vs. Nevada	Feb. 4, 2022
	(68-51)	at Air Force	Feb. 5, 2014
15	(80-65)	vs. San Jose State	Jan. 10, 2021
	(79-64)	vs. San Jose State	Jan. 8, 2021
	(65-50)	at Wyoming	Jan. 18, 2020
	(79-64)	vs. San Jose State	Jan. 4, 2020
	(85-70)	vs. Wyoming	Jan. 4, 2017
	(56-41)	vs. Air Force	March 2, 2013
14	(87-73)	vs. Colorado State	March 2, 2016
13	(75-62)	at Wyoming	Jan. 30, 2019
	(77-64)	at UNLV	Feb. 21, 2018
	(72-59)	vs. UNLV	March 4, 2017
	(69-56)	at San Jose State	March 8, 2014
	(49-36)	vs. Wyoming	Jan. 16, 2013
12	(82-70)	vs. New Mexico	Feb. 2, 2019
	(71-59)	vs. Air Force	Dec. 30, 2017
11	(79-68)	at Air Force	Jan. 28, 2020
	(71-60)	vs. Wyoming	Feb. 27, 2019
	(78-67)	vs. Colorado State	Jan. 5, 2019
	(73-62)	at San Jose State	Jan. 14, 2015
10	(65-55)	vs. New Mexico	Jan. 30, 2021
	(63-53)	at Boise State	Jan. 19, 2019
	(71-61)	vs. New Mexico	Feb. 18, 2017
	(92-82)	at New Mexico	Feb. 27, 2016

Notes..... All-Time (Hutson Era)

# of MW regular season wins by 10 or more points:.....	41 (20)
# of MW regular season wins by 15 or more points:.....	25 (12)
# of MW regular season wins by 20 or more points:.....	12 (6)
# of MW regular season wins by 25 or more points:.....	4 (3)
# of MW regular season wins by 30 or more points:.....	2 (2)

BOLD = Justin Hutson era (2018-present)



'DOGS RECORD WHEN... HUTSON ERA (SINCE START OF 2018-19 SEASON)	
Leading at Halftime	50-15
Tied at Halftime	5-0
Trailing at Halftime.....	10-37
Overtime Games.....	4-6
Leading with 5 Minutes to Play	56-14
Tied with 5 Minutes to Play	1-2
Trailing with 5 Minutes to Play	8-36
Games Decided by 1-5 Points.....	15-19
Games Decided by 6-9 Points.....	12-10
Games Decided by 10+ Points.....	38-23
Scoring 70 Points Before Opponent	40-2
Opponent Scores 70 Points First	3-28
If neither team scores 70 Points.....	22-22
Scoring 100+ Points	1-0
Scoring 90-99 Points.....	6-0
Scoring 80-89 Points.....	12-2
Scoring 70-79 Points.....	24-8
Scoring 60-69 Points.....	21-20
Scoring 50-59 Points.....	1-21
Scoring 40-49 Points.....	0-1
Scoring 39 or Fewer Points.....	0-0
Opp. Scoring 100+ Points.....	0-0
Opp. Scoring 90-99 Points.....	0-0
Opp. Scoring 80-89 Points.....	1-7
Opp. Scoring 70-79 Points.....	12-23
Opp. Scoring 60-69 Points.....	29-20
Opp. Scoring 50-59 Points.....	15-2
Opp. Scoring 40-49 Points.....	8-0
Opp. Scoring 39 or Fewer Points.....	1-0
50%-Plus FG Pct.....	21-0
45-49.99% FG Pct.....	16-7
40-44.99% FG Pct.....	16-20
Less than 40% FG Pct.....	12-25
Opp. 50%-Plus FG Pct.....	3-14
Opp. 45-49.99% FG Pct.....	8-14
Opp. 40-44.99% FG Pct.....	20-14
Opp. Less than 40% FG Pct.....	34-10
Better FG% than Opponent	53-11
Same FG% as Opponent.....	0-0
Opponent has better FG%	12-41
80%-Plus FT Pct.....	20-10
75-79% FT Pct.....	12-6
70-74% FT Pct.....	10-8
Less than 70% FT Pct.....	23-28
Better FT% than Opponent.....	38-19
Same FT% as Opponent.....	0-1
Opponent has better FT%.....	27-32
Better A-TO Ratio than Opponent.....	46-9
Same A-TO Ratio as Opponent.....	2-0
Opponent has better A-TO Ratio.....	17-43
Outrebound Opponent.....	48-24
Rebounds are Equal.....	3-2
Outrebounded by Opponent.....	14-26
Fewer Turnovers than Opponent.....	38-10
Turnovers are Equal.....	6-4
More Turnovers than Opponent.....	21-38
Bench Scores More than Opponent.....	35-23
Bench Scoring is Equal.....	3-3
Opponent Bench Scores More.....	27-26
7 Bulldogs in Double-Digit Scoring.....	0-0
6 Bulldogs in Double-Digit Scoring.....	1-0
5 Bulldogs in Double-Digit Scoring.....	6-0
4 Bulldogs in Double-Digit Scoring.....	19-6
3 Bulldogs in Double-Digit Scoring.....	23-21
2 Bulldogs in Double-Digit Scoring.....	16-17
1 Bulldog in Double-Digit Scoring.....	0-7
0 Bulldogs in Double-Digit Scoring.....	0-1
On Mondays.....	4-2
On Tuesdays.....	10-8
On Wednesdays.....	15-11
On Thursdays.....	5-5
On Fridays.....	6-6
On Saturdays.....	20-17
On Sundays.....	4-3
Biggest Deficit in Win.....	20 pts • 1H • 5:51(vs. San Diego State, 1/22/19)
Largest Lead in Loss.....	20 pts • 1H • 9:42(vs. UC Riverside, 12/28/19)

'DOGS RECORD WHEN... 2021-22 SEASON	
Leading at Halftime	18-4
Tied at Halftime	0-0
Trailing at Halftime.....	1-8
Overtime Games.....	1-3
Leading with 5 Minutes to Play	18-2
Tied with 5 Minutes to Play	0-1
Trailing with 5 Minutes to Play	1-9
Games Decided by 1-5 Points.....	4-7
Games Decided by 6-9 Points.....	5-1
Games Decided by 10+ Points.....	10-4
Scoring 70 Points Before Opponent	8-0
Opponent Scores 70 Points First	0-2
If neither team scores 70 Points.....	10-10
Scoring 100+ Points.....	0-0
Scoring 90-99 Points.....	0-0
Scoring 80-89 Points.....	2-0
Scoring 70-79 Points.....	7-1
Scoring 60-69 Points.....	9-4
Scoring 50-59 Points.....	1-6
Scoring 40-49 Points.....	0-1
Scoring 39 or Fewer Points.....	0-0
Opp. Scoring 100+ Points.....	0-0
Opp. Scoring 90-99 Points.....	0-0
Opp. Scoring 80-89 Points.....	0-0
Opp. Scoring 70-79 Points.....	0-2
Opp. Scoring 60-69 Points.....	7-9
Opp. Scoring 50-59 Points.....	6-1
Opp. Scoring 40-49 Points.....	6-0
Opp. Scoring 39 or Fewer Points.....	0-0
50%-Plus FG Pct.....	8-0
45-49.99% FG Pct.....	4-1
40-44.99% FG Pct.....	4-5
Less than 40% FG Pct.....	3-6
Opp. 50%-Plus FG Pct.....	1-3
Opp. 45-49.99% FG Pct.....	2-3
Opp. 40-44.99% FG Pct.....	5-3
Opp. Less than 40% FG Pct.....	11-4
Better FG% than Opponent	15-2
Same FG% as Opponent.....	0-0
Opponent has better FG%	4-10
80%-Plus FT Pct.....	10-3
75-79% FT Pct.....	0-1
70-74% FT Pct.....	1-1
Less than 70% FT Pct.....	8-7
Better FT% than Opponent.....	13-5
Same FT% as Opponent.....	0-1
Opponent has better FT%.....	6-6
Better A-TO Ratio than Opponent.....	17-3
Same A-TO Ratio as Opponent.....	1-0
Opponent has better A-TO Ratio.....	1-9
Outrebound Opponent.....	17-7
Rebounds are Equal.....	0-0
Outrebounded by Opponent.....	2-5
Fewer Turnovers than Opponent.....	11-3
Turnovers are Equal.....	1-0
More Turnovers than Opponent.....	7-9
Bench Scores More than Opponent.....	13-5
Bench Scoring is Equal.....	1-0
Opponent Bench Scores More.....	5-7
7 Bulldogs in Double-Digit Scoring.....	0-0
6 Bulldogs in Double-Digit Scoring.....	0-0
5 Bulldogs in Double-Digit Scoring.....	1-0
4 Bulldogs in Double-Digit Scoring.....	4-0
3 Bulldogs in Double-Digit Scoring.....	6-5
2 Bulldogs in Double-Digit Scoring.....	9-3
1 Bulldog in Double-Digit Scoring.....	0-4
0 Bulldogs in Double-Digit Scoring.....	0-0
On Mondays.....	3-0
On Tuesdays.....	6-2
On Wednesdays.....	4-2
On Thursdays.....	1-1
On Fridays.....	4-4
On Saturdays.....	2-1
On Sundays.....	0-2
Biggest Deficit in Win.....	16 pts • 1H • 3:45(vs. Utah State, 1/18/22)
Largest Lead in Loss.....	13 pts • 1H • 9:05(vs. UNLV, 2/16/22)

CAREER STARTS (AT FS)

Name	Career	21-22
Orlando Robinson	85	31
Anthony Holland	58	30
Isaiah Hill	55	31
Jordan Campbell	33	31
Leo Colimerio	29	28
Junior Ballard	21	2
Deon Stroud	16	0
Jemarl Baker	2	2
Kyle Harding	2	0

CAREER GAMES PLAYED (AT FS)

Name	Career	21-22
Orlando Robinson	85	31
Anthony Holland	81	30
Jordan Campbell	62	31
Isaiah Hill	55	31
Braxton Meah	50	27
Deon Stroud	47	24
Leo Colimerio	47	31
Junior Ballard	46	23
Destin Whitaker	35	22
Kyle Harding	35	11
Donavan Yap	25	25
Robert Vaihola	19	19
Jemarl Baker	5	5
Steven Vasquez	3	3

STATS BREAKDOWN (AT FS)

30+ POINT GAMES

Name	Career	21-22
Orlando Robinson	4	3

25+ POINT GAMES

Name	Career	21-22
Orlando Robinson	9	7
Isaiah Hill	1	1

20+ POINT GAMES

Name	Career	21-22
Orlando Robinson	23	15
Anthony Holland	3	3
Isaiah Hill	2	2

10+ POINT GAMES

Name	Career	21-22
Orlando Robinson	64	28
Isaiah Hill	28	15
Deon Stroud	21	4
Anthony Holland	18	14
Jordan Campbell	13	10
Junior Ballard	12	4
Jemarl Baker	2	2
Leo Colimerio	2	1
Destin Whitaker	1	1
Braxton Meah	1	0

10+ REBOUND GAMES

Name	Career	21-22
Orlando Robinson	27	9
Anthony Holland	8	5
Leo Colimerio	2	2
Deon Stroud	1	1
Robert Vaihola	1	1
Isaiah Hill	1	0

10+ ASSISTS GAMES

Name	Career	21-22
None		

DOUBLE-DOUBLES

Name	Career	21-22
Orlando Robinson	25	9
Anthony Holland	3	2
Leo Colimerio	1	1



OVERTIME GAMES (ALL-TIME • DIVISION I ERA)

1970-71 (0)	None
1971-72 (0)	None
1972-73 (1)	W, 79-75 vs. Weber State
1973-74 (1)	W, 96-95 (2OT) at North Texas
1974-75 (0)	None
1975-76 (5)	L, 72-70 at Portland W, 72-70 vs. Boise State L, 92-86 vs. CSU Bakersfield L, 73-70 at Colorado W, 80-76 at San Jose State
1976-77 (0)	None
1977-78 (1)	L, 68-62 vs. Long Beach State (N) [3/2/78]
1978-79 (3)	L, 55-46 vs. Wisconsin-Parkside [12/4/78] W, 77-71 vs. Saint Mary's [12/16/78] W, 53-51 vs. San Jose State [1/11/79] W, 64-63 at UCSB [1/31/80]
1979-80 (1)	None
1980-81 (0)	None
1981-82 (2)	L, 45-42 at Long Beach State [2/4/82] W, 55-49 at UC Irvine [2/6/82]
1982-83 (2)	W, 53-47 vs. San Jose State [3/11/83] L, 66-63 vs. UNLV (N) [3/12/83]
1983-84 (1)	W, 69-68 (2OT) at CSU Fullerton [2/9/84]
1984-85 (2)	L, 80-84 (2OT) at San Jose State [3/2/85] W, 79-76 (3OT) vs. Santa Clara (N) [3/14/85]
1985-86 (1)	W, 58-55 at Long Beach State [1/16/86]
1986-87 (3)	W, 62-56 vs. Cornell [1/12/86] L, 63-56 vs. Santa Clara (N) [12/13/86] W, 68-67 vs. Long Beach State [2/14/87] L, 64-57 at CSU Fullerton [1/30/88] L, 82-78 (2OT) at UC Irvine [2/18/88]
1987-88 (2)	W, 75-71 (3OT) at Pacific [2/4/89] W, 61-59 vs. UCSB [2/16/89]
1988-89 (2)	L, 94-92 at San Jose State [1/17/91] L, 100-98 at CSU Fullerton [2/9/91]
1989-90 (2)	W, 77-76 vs. Gonzaga [11/30/91] L, 86-85 vs. New Mexico State (N) [3/13/92]
1992-93 (0)	None
1993-94 (0)	None
1994-95 (0)	None
1995-96 (2)	W, 99-89 at San Diego State [2/8/96] L, 104-99 (3OT) at New Mexico (A*) [3/8/96]
1996-97 (0)	None
1997-98 (0)	None
1998-99 (1)	W (X), 86-82 vs. Georgia (N) [12/9/98] L, 103-99 at UAB [12/11/99] W, 69-63 at Pacific [12/18/99]
1999-00 (4)	W (X), 82-76 at San Jose State [2/3/00] W (X), 103-100 (2OT) vs. Hawai'i (H*) [3/10/00] L, 90-89 (2OT) at San Francisco [12/2/00]
2000-01 (1)	None
2001-02 (1)	None
2002-03 (2)	W, 74-70 (2OT) at San Jose State [2/19/03] W, 107-99 (2OT) vs. Nevada [3/1/03] L, 70-62 vs. Creighton* [12/13/03] L, 80-75 (2OT) at Louisiana Tech [2/2/04] W, 75-74 (2OT) at SMU [2/7/04]
2004-05 (1)	W, 84-81 vs. Louisiana Tech (N) [3/10/05]
2005-06 (2)	W, 99-96 (2OT) vs. Utah State* [1/7/06] L, 68-66 vs. Louisiana Tech* [1/28/06]
2006-07 (2)	W, 82-77 at Montana State [12/9/06] W, 72-70 at Idaho [2/3/07]
2007-08 (3)	W, 85-80 vs. CSU Monterey Bay* [12/5/07] L, 90-89 vs. Boise State* [1/28/08] L, 79-74 at Idaho [2/14/08] W, 90-87 at Cal Poly [12/29/08] L, 71-68 vs. San Jose State* [1/10/09] L, 83-77 vs. Utah State* [1/31/09] L, 79-71 at New Mexico State [2/14/09]
2009-10 (0)	None
2010-11 (1)	W, 88-83 vs. New Mexico State* [2/3/11]
2011-12 (4)	L, 74-68 vs. Hawai'i* [1/12/12] L, 79-71 (2OT) at San Jose State [2/9/12] L, 79-76 (3OT) vs. Nevada* [2/25/12] L, 83-78 vs. New Mexico State* [2/3/12]

N = Game Played at neutral site
A* = WAC Tournament (Albuquerque, N.M.)
H* = WAC Tournament (Fresno, Calif. - Selland Arena)
* = Game Played at Save Mart Center (home arena since 2003)
Bold = Justin Hutson era (2018-present)
X: Indicates result vacated due to use of ineligible player

-- Overtime Games (26) Since Joining the MW in 2012 --

2012-13 (2)	L, 55-51 at Wyoming [2/16/13] W, 69-64 at Nevada [2/19/13]
2013-14 (5)	W, 98-97 at UC Irvine [11/8/13] W, 96-86 vs. CSU Bakersfield* [11/30/13] W, 71-67 vs. Northern Arizona* [12/1/13] L, 96-86 (2OT) vs. Nevada* [1/22/14] L, 75-73 at UNLV [1/25/14]
2014-15 (1)	L, 70-65 (3OT) vs. Wyoming* [1/17/15]
2015-16 (3)	L, 73-67 at San Diego State [2/13/16] W, 111-104 (2OT) vs. UNLV* [1/19/16] L, 77-72 at Nevada [2/13/16] W, 78-76 at Drake [12/3/16] W, 70-68 at Pacific [12/7/16] L, 102-100 (4OT) at Wyoming [2/8/17] L, 81-79 at Utah State [1/3/18] W, 82-79 at Colorado State [1/6/18] L, 95-86 at New Mexico [3/3/18]
2016-17 (3)	W, 81-78 vs. Pacific* [11/28/18] L, 72-66 at San Diego [11/12/19] L, 81-80 (2OT) vs. UNLV* [12/4/19] L, 77-70 at Utah State [12/7/19] W, 84-78 at San Jose State [2/12/20] W, 64-62 vs. New Mexico* [1/28/21] L, 68-63 vs. Boise State* [1/28/22] L, 65-64 at San Diego State [3/3/22] L, 68-64 (2OT) at Wyoming [3/5/22] W, 69-67 vs. San Jose State (N) [3/9/22]
2017-18 (3)	
2018-19 (1)	
2019-20 (4)	
2020-21 (1)	
2021-22 (3)	

OVERALL RECORD IN OVERTIME GAMES (ALL-TIME) 53-53
OVERALL RECORD IN OVERTIME GAMES (DIVISION I ERA) 44-44

RECORD IN OVERTIME (AT SAVE MART CENTER) 8-12
RECORD IN OVERTIME (SINCE JOINING MW IN 2012) 12-15
RECORD IN OVERTIME (HOME GAMES • D-I ERA) 18-14
RECORD IN OVERTIME (ROAD GAMES • D-I ERA) 22-26
RECORD IN OVERTIME (NEUTRAL SITE GAMES • D-I ERA) 4-4
RECORD IN OVERTIME (MW GAMES) 5-14
RECORD IN OVERTIME (HUTSON ERA) 4-6

RECORD IN SINGLE OVERTIME GAMES (D-I ERA) 33-33
RECORD IN DOUBLE OVERTIME GAMES (D-I ERA) 9-7
RECORD IN TRIPLE OVERTIME GAMES (D-I ERA) 2-3
RECORD IN QUADRUPLE OVERTIME GAMES (D-I ERA) 0-1

DOUBLE/TRIPLE/QUADRUPLE OT

Double Overtime: 16 games (19 all-time) • Record: 9-7 (12-7 all-time)

Score	(Location • Arena)	Date/Season
San Diego State 65, Fresno State 64	(San Diego, Calif. • Viejas Arena)	March 5, 2022
UNLV 81, Fresno State 80	(Fresno, Calif. • SMC)	Dec. 4, 2019
Fresno State 111, UNLV 104	(Fresno, Calif. • SMC)	Feb. 6, 2016
Nevada 96, Fresno State 86	(Fresno, Calif. • SMC)	Jan. 22, 2014
San Jose State 79, Fresno State 71	(San Jose, Calif. • The Event Center)	Feb. 9, 2012
Fresno State 99, Utah State, 96	(Fresno, Calif. • SMC)	Jan. 7, 2006
Fresno State 75, SMU 74	(Dallas, Texas)	Feb. 7, 2004
Louisiana Tech 80, Fresno State 75	(Ruston, La.)	Feb. 5, 2004
Fresno State 107, Nevada 99	(Fresno, Calif. • SA)	March 1, 2003
Fresno State 74, San Jose State 70	(San Jose, Calif.)	Feb. 19, 2003
Fresno State 103, Hawai'i 100	(Fresno, Calif. • SA)	March 10, 2000
UC Irvine 82, Fresno State 78	(Irvine, Calif.)	Feb. 18, 1988
Fresno State 62, Cornell 56	(Fresno, Calif. • SA)	Nov. 28, 1986
San Jose State 84, Fresno State 80	(San Jose, Calif.)	March 2, 1985
Fresno State 69, CSU Fullerton 68	(Fullerton, Calif.)	Feb. 9, 1984
Fresno State 96, North Texas 95	(Denton, Texas)	1973-74
Fresno State 110, CSU Northridge 109	(Northridge, Calif.)	1969-70
Fresno State 45, Pacific 43	(Fresno, Calif.)	1928-29
Fresno State 37, Pacific 34	(Fresno, Calif.)	1925-26

Triple Overtime: 5 games (6 all-time) • Record: 2-3 (2-4 all-time)

Score	(Location • Arena)	Date/Season
Wyoming 70, Fresno State 65	(Fresno, Calif. • SMC)	Jan. 17, 2015
Nevada 79, Fresno State 76	(Fresno, Calif. • SMC)	Feb. 25, 2012
New Mexico 104, Fresno State 99	(Albuquerque, N.M.)	March 8, 1996
Fresno State 75, Pacific 71	(Stockton, Calif.)	Feb. 4, 1989
Fresno State 79, Santa Clara 76 (N)	(Los Angeles, Calif.)	March 14, 1985
Pacific 25, Fresno State 24	(Stockton, Calif.)	1922-23

Quadruple Overtime: 1 game • Overall Record: 0-1

Score	(Location • Arena)	Date
Wyoming 102, Fresno State 100	(Laramie, Wyo.)	Feb. 8, 2017

SMC = Save Mart Center • SA = Selland Arena
N = Game played at neutral site
Bold = Game played since joining Mountain West in 2012
Italics = Game played before Division I era started in the 1970-71 season



THE LAST TIME

TEAM - SINGLE GAME

100 Points by a Team
 FS 121, vs. San Jose State, 3/9/19
 Opp 102, by Nevada, 1/31/18

35-Point Win
 FS +35, vs. Cal Poly (83-48), 12/17/21
 Opp +37, at Utah State (39-76), 3/1/10

Single Overtime Game
 FS Win vs. San Jose State (MW Tournament • Las Vegas), 3/9/22
 FS Loss at Wyoming (64-68), 3/5/22

Double Overtime Game
 FS Win vs. UNLV (111-104), 2/6/16
 FS Loss at San Diego State (64-65), 3/3/22

Triple Overtime Game
 FS Win vs. Pacific (75-71), 2/4/89
 FS Loss vs. Wyoming (65-70), 1/17/15

Quadruple Overtime Game
 FS Win Has never happened
 FS Loss at Wyoming (100-102), 2/8/17

Five Players Scoring in Double Digits
 FS 5, at San Jose State, 2/1/22
 Opp 5, by Colorado State, 2/4/20

More than Five Scoring in Double Digits
 FS 6, vs. California, 12/19/18
 Opp 6, by Nevada, 1/31/18

55 Rebounds by a Team
 FS 58, at San Jose State, 2/12/20
 Opp 60, by Wyoming, 2/8/17

50 Rebounds by a Team
 FS 51, vs. Fresno Pacific, 12/19/20
 Opp 51, by UNLV, 12/4/19

+25 Rebound Margin by a Team
 FS +28, vs. Cal State Monterey Bay, 12/18/17
 Opp +25, by UTSA, 11/11/16

60 Points in a Half
 FS 62, vs. San Jose State, 3/9/19
 Opp 62, by Nevada, 3/10/17

Between 16-20 Points in a Half
 FS 20 (1st half), vs. San Diego State, 2/19/22
 Opp 20 (2nd half), by San Jose State, 2/1/22

15 Points or Less in a Half
 FS 13 (1st half), at UC Riverside, 11/14/12
 Opp 15 (1st half), by Air Force, 2/22/22

Less than 50 Points in a Game
 FS 44, vs. San Diego State, 2/19/22
 Opp 40, by Air Force, 2/22/22

Less than 40 Points in a Game
 FS 39, at UC Riverside, 11/14/12
 Opp 37, by Cal Poly, 12/14/19

15 or More Threes by a Team in a Game
 FS 16, Air Force (MW First Round), 3/4/20
 Opp 15, by Wyoming, 2/8/17

13 or More Steals in a Game
 FS 13, vs. Air Force (MW Quarterfinals), 3/14/19
 Opp 13, by Nevada, 1/21/22

30 Turnovers in a Game
 FS 30, vs. TCU, 2/15/01
 Opp 30, by Norfolk State, 12/30/00

Fewer Than 5 Turnovers in a Game
 FS 2, vs. Wyoming, 2/6/22
 Opp 4, by San Diego State, 1/15/14

Over 65 Percent Shooting in a Game
 FS 65.3% (32-49), vs. New Mexico, 1/13/18
 Opp 65.1% (28-43), by Utah State, 1/5/12

Over 60 Percent Shooting in a Game
 FS 64.5% (40-62), vs. San Jose State, 3/9/19
 Opp 61.0% (25-41), by San Diego State, 2/20/21

Under 25 Percent Shooting in a Game
 FS 22.2% (12-54), at Utah State, 3/1/10
 Opp 24.5% (12-49), by Cal Poly, 12/14/19

Team Won on a Buzzer-Beating Shot
 FS by Mustafa Lawrence, vs. Winthrop, 11/10/19
 Opp by Brandon Gibson (Louisiana Tech), 1/26/12

INDIVIDUAL - SINGLE GAME

40 Points by a Player
 FS 40, Marvelle Harris, at Nevada, 1/10/15
 Opp 41, Elijah Brown (New Mexico), 2/27/16

35 Points by a Player
 FS 37, Deshon Taylor, vs. San Jose State, 3/9/19
 Opp 41, Elijah Brown (New Mexico), 2/27/16

30 Points by a Player
 FS 31, Orlando Robinson, vs. San Jose State (MW Tournament • Las Vegas), 3/9/22
 Opp 33, AJ Walker (Air Force), 2/11/21

Two With 20 or More Points in Same Game
 FS Robinson (26)/Holland (22) • at Nevada, 1/21/22
 Opp Bouyeya (27)/Massalski (20) • (San Francisco), 12/8/21

Three with 20 or More Points in Same Game
 FS Taylor (37)/Huggins (34)/Blackwell (25) • vs. San Jose State, 3/9/19
 Opp Muhammad (27)/Adams (25)/Anderson (20) • (UCLA), 12/22/12

Two With 30 or More Points in the Same Game
 FS Taylor (37)/Huggins (34) • vs. San Jose State, 3/9/19
 Opp Jones (44)/Johnson (31) • (TCU), 3/6/97

15 Field Goals Made by One Player
 FS 15, Courtney Alexander, at San Diego State, 2/25/99
 Opp 15, Nate Harris (Utah State), 1/7/06

7 Three-Pointers Made by One Player
 FS 10, New Williams, vs. San Jose State, 1/4/20
 Opp 7, Hunter Thompson (Wyoming), 1/2/21

15 Free Throws Made by One Player
 FS 17 (17-for-18), Deshon Taylor, at Wyoming, 2/8/17
 Opp 15 (15-for-18), Chandler Hutchison (Boise State), 1/9/18

20 Field Goals Attempts by One Player
 FS 21, Orlando Robinson, vs. San Jose State (MW Tournament • Las Vegas), 3/9/22
 Opp 22, Jamal Mashburn, Jr. (New Mexico), 2/28/22

15 Rebounds by a Player
 FS 18, Orlando Robinson, vs. LIU, 11/12/21
 Opp 16, Nico Carvacho (Colorado State), 2/4/20

20 Rebounds by a Player
 FS 20, Greg Smith, vs. Nevada, 3/9/11
 Opp 20, Hayden Dalton (Wyoming), 2/8/17

Two With 10 or More Rebounds in Same Game
 FS Colimerio (10) / Holland (10), vs. Boise State, 1/28/22
 Opp Bean (12) / Queta (11) • (Utah State), 3/6/21

10 Assists by a Player
 FS 10, Deshon Taylor, vs. Air Force (MW Quarterfinals), 3/14/19
 Opp 10, Jaquan Lyle (New Mexico), 1/7/20

ALL-TIME TRIPLE-DOUBLES

Date	Student-Athlete	Opponent (Result)	Statistics
Jan. 31, 1991	Dave Barnett	UC Irvine (W 88-75)	22 pts, 12 assts, 10 rebs
Feb. 14, 1991	Dave Barnett	Utah State (W 107-86)	19 pts, 11 assts, 10 rebs
Feb. 17, 1994	Brian Santiago	Utah (W 95-86)	25 pts, 11 assts, 10 reb
Dec. 30, 2006	Dominic McGuire	San Diego (W 68-65)	14 pts, 14 rebs, 10 blks
Mar. 14, 2007	Dominic McGuire	at Georgia (L 88-78)	15 pts, 11 rebs, 10 assts

40 POINT CLUB

Pts	Student-Athlete	Opponent, Date
45	Charles Bailey	North Texas, 1974 (20T)
43	Courtney Alexander	UAB, 1999 (OT)
	Kevin Olekaibe	Seattle U, Feb. 23, 2012
41	Gary Alcorn	Loyola Marymount, 1957
40	Marvelle Harris	Nevada, Jan. 10, 2015
	Courtney Alexander	San Jose State, 2000
	Ron Neff	Cal Poly Pomona, 1962
	Jerry Pender	San Jose State, 1971



FRESNO STATE • MW TOURNAMENT RECORDS

TEAM - SINGLE GAME

Winning Margin
+26 (76-50)..... vs. Air Force (3/14/19)

Losing Margin
-25 (60-85)..... vs. Utah State (3/15/19)

Points
FS 95, at UNLV (3/10/16)
Opp 93, New Mexico (3/14/14)

Points in First Half
FS 43, vs. Air Force (3/14/19)
Opp 50, Utah State (3/15/19)

Points in Second Half
FS 55, at UNLV (3/10/16)
Opp 62, Nevada (3/10/17)

Fewest Points in a Game
FS 52, vs. San Diego State (3/8/18)
Opp 50, Air Force (3/14/19)

Fewest Points in First Half
FS 22, vs. Colorado State (3/12/15)
Opp 21, Nevada (3/10/17)

Fewest Points in Second Half
FS 26, vs. San Diego State (3/8/18)
Opp 23, Colorado State (3/11/16)

Most Field Goals Attempted
FS 73, at UNLV (3/10/16)
Opp 66, Utah State (3/15/19)

Most Field Goals Made
FS 36, at UNLV (3/10/16)
Opp 32, Utah State (3/15/19)

Best Field Goal Percentage
FS 58.7 (27-46), vs. New Mexico (3/10/21)
Opp 52.0 (26-50), vs. Colorado State (3/10/21)
Opp 56.9 (29-51), New Mexico (3/14/14)

Fewest Field Goals Attempted
FS 46, vs. New Mexico (3/10/21)
Opp 46, Colorado State (3/13/13)

Fewest Field Goals Made
FS 18, vs. Air Force (3/13/14)
Opp 13, Colorado State (3/11/16)

Most 3-Point Field Goals Attempted
FS 38, vs. Air Force (3/14/19)
Opp 31, Utah State (3/15/19)

Most 3-Pointers Made
FS 16, vs. Air Force (3/4/20)
Opp 16, vs. Air Force (3/14/19)
Opp 13, Utah State (3/15/19)

Best 3-Point Field Goal Pct. (Minimum 20 ATT)
FS 44.2 (16-36), vs. Air Force (3/4/20)
Opp 52.4 (11-21), Nevada (3/10/17)

Most Free Throws Attempted
FS 34, vs. New Mexico (3/10/21)
Opp 38, New Mexico (3/14/14)

Most Free Throws Made
FS 24, vs. New Mexico (3/10/21)
Opp 31, New Mexico (3/14/14)

Best Free Throw Percentage (Minimum 18 ATT)
FS 88.9 (16-18), vs. San Diego State (3/12/16)
Opp 81.6 (31-38), New Mexico (3/14/14)

Fewest Free Throws Attempted
FS 7, vs. Air Force (3/14/19)
Opp 11, Utah State (3/15/19)

Fewest Free Throws Made
FS 4, vs. New Mexico (3/11/21)
Opp 4, vs. Air Force (3/14/19)
Opp 8, Air Force (3/14/19)
Opp 8, Utah State (3/15/19)

Most Rebounds
FS 41, vs. Colorado State (3/11/16)
Opp 44, Colorado State (3/11/16)

Most Personal Fouls
FS 26, vs. Colorado State (3/13/13)
Opp 26, San Jose State (3/9/22)

Fewest Personal Fouls
FS 10, vs. Utah State (3/15/19)
Opp 12, Air Force (3/4/20)
Opp 12, Air Force (3/14/19)

Most Assists
FS 23, vs. Air Force (3/14/19)
Opp 23, Utah State (3/15/19)

Most Turnovers Committed
FS 25, vs. New Mexico (3/10/21)
Opp 18, Air Force, (3/14/19)

Most Blocked Shots
FS 5, vs. New Mexico (3/10/21)
Opp 5, vs. Air Force (3/4/20)
Opp 5, vs. Utah State (3/15/19)
Opp 5, vs. Colorado State (3/11/16)
Opp 6, San Diego State (3/12/16)

Most Steals
FS 13, vs. Air Force (3/14/19)
Opp 8, New Mexico (3/10/21)
Opp 8, Air Force (3/4/20)
Opp 8, Nevada (3/10/17)

INDIVIDUAL - CAREER

Points Scored (Minimum 50 points)
..... 91, Marvelle Harris, 2013-16 (7 games)
..... 78, Deshon Taylor, 2017-19 (5 games)
..... 68, Paul Watson, 2014-17 (8 games)
..... **63, Orlando Robinson, 2020-22 (4 games)**
..... 55, Julien Lewis, 2015-16 (4 games)
..... 52, Cezar Guerrero, 2014-16 (6 games)

Scoring Average
..... **15.75, Orlando Robinson, 2020-22 (4 games)**
..... 15.6, Deshon Taylor, 2017-19 (5 games)

Field Goals (Minimum 25 FGs)
..... 34, Marvelle Harris, 2013-16 (7 games)
..... 25, Paul Watson, 2014-17 (8 games)

Field Goal Percentage (Minimum 10 FGs)
..... 73.7 (14-19), Nate Grimes, 2017-19 (4 games)
..... 60.6 (20-33) Bryson Williams, 2017-18 (3 games)

3-Point Field Goals Made (Minimum 10 3FGs)
..... 14, Paul Watson, 2014-17 (8 games)
..... 12, Deshon Taylor, 2017-19 (5 games)
..... 10, New Williams, 2018-20 (3 games)
..... 10, Marvelle Harris, 2013-16 (7 games)

3-Point Field Goal Pct. (Minimum 10 3FGs)
..... 45.5 (10-22), New Williams, 2018-20 (3 games)
..... 45.2 (14-31), Paul Watson, 2014-17 (8 games)

Free Throws
..... **21, Orlando Robinson, 2020-22 (4 games)**
..... 20, Deshon Taylor, 2017-19 (5 games)

Free Throw Percentage (Minimum 10 FTs)
..... 100.0 (14-14), Cezar Guerrero, 2014-16 (6 games)

Rebounds (Minimum 25)
..... **34, Orlando Robinson, 2020-22 (4 games)**
..... 34, Paul Watson, 2014-17 (8 games)
..... 28, Julien Lewis, 2015-16 (4 games)
..... 27, Orlando Robinson, 2020-21 (3 games)
..... 27, Marvelle Harris, 2013-16 (8 games)

Rebound Average
..... **8.5 (34), Orlando Robinson, 2020-22 (4 games)**
..... 7.0 (28), Julien Lewis, 2015-16 (4 games)
..... 7.0 (21), Bryson Williams, 2017-18 (3 games)

Assists
..... 20, Deshon Taylor, 2017-19 (5 games)

Blocked Shots
..... 10, Nate Grimes, 2017-20 (5 games)
..... 10, Karachi Edo, 2014-17 (8 games)

Steals
..... 10, Marvelle Harris, 2013-16 (7 games)

Minutes (Minimum 200 Total)
..... 227, Marvelle Harris, 2013-16 (7 games)
..... 208, Paul Watson, 2014-17 (8 games)

Average Minutes Played (Minimum 35 MPG)
..... 35.4, Deshon Taylor, 2017-19 (5 games)

INDIVIDUAL - SINGLE GAME

Points Scored
FS 31, Orlando Robinson, vs. San Jose State (3/9/22)
Opp 28, Marcus Marshall, Nevada (3/10/17)
Opp 28, Patrick McCaw, UNLV (3/10/16)

Field Goals Attempted
FS 23, Marvelle Harris, vs. Colorado State (3/11/16)
Opp 21, Elijah Brown, New Mexico (3/9/17)

Field Goals Made
FS 11, Orlando Robinson, vs. San Jose State (3/9/22)
Opp 9, Lavelle Scottie, Air Force (3/4/20)
Opp 9, Cameron Oliver, Nevada (3/10/17)

Field Goal Percentage (Minimum 12 ATT)
FS 66.7 (8-12), Deon Stroud, vs. New Mexico (3/10/21)
Opp 53.8 (7-13), Deshon Taylor, vs. Nevada (3/10/17)
Opp 57.1 (8-14), AJ Walker, Air Force (3/4/20)
Opp 56.3 (9-16), Cameron Oliver, Nevada (3/10/17)

3-Point Field Goals Attempted
FS 12, New Williams, vs. Air Force (3/4/20)
Opp 10, Paul Watson, vs. Nevada (3/10/17)
Opp 11, Elijah Brown, New Mexico (3/9/17)

3-Point Field Goals Made (Minimum 5 3FG)
FS 6, New Williams, vs. Air Force (3/4/20)
Opp 5, AJ Walker, Air Force (3/4/20)
Opp 5, Marcus Marshall, Nevada (3/10/17)
Opp 5, Cameron Oliver, Nevada (3/10/17)

3-Point Field Goal Pct. (Minimum 8 ATT)
FS 50.0 (6-12), New Williams, vs. Air Force (3/4/20)
Opp 50.0 (4-8), Paul Watson, vs. New Mexico (3/14/14)
Opp 55.6 (5-9), Marcus Marshall, Nevada (3/10/17)

Free Throws Attempted
FS 15, Orlando Robinson, vs. San Jose State (3/9/22)
Opp 12, Makuach Maluach, New Mexico (3/10/21)
Opp 12, Marcus Marshall, Nevada (3/10/17)

Free Throws Made
FS 10, Orlando Robinson, vs. New Mexico (3/10/21)
Opp 11, Makuach Maluach, New Mexico (3/10/21)

Free Throw Percentage (Minimum 8 ATT)
FS 100.0 (8-8), Deshon Taylor, vs. New Mexico (3/9/17)
Opp 100.0 (8-8), Cezar Guerrero, at UNLV (3/10/16)
Opp 100.0 (8-8), Alex Davis, vs. Air Force (3/13/14)
Opp 100.0 (10-10), John Gillon, Colorado State (3/11/16)

Rebounds
FS 12, Orlando Robinson, vs. New Mexico (3/10/21)
Opp 12, Tyler Johnson, vs. Air Force (3/13/14)
Opp 13, Neemias Queta, Utah State (3/15/19)

Assists
FS 10, Deshon Taylor, vs. Air Force (3/14/19)
Opp 11, Jerome Seagears, UNLV (3/10/16)

Blocked Shots
FS 4, Nate Grimes, vs. Air Force (3/4/20)
Opp 3, Cameron Oliver, Nevada (3/10/17)
Opp 3, Skylar Spencer, San Diego State (3/12/16)
Opp 3, Cameron Bairstow, New Mexico (3/14/14)

Steals
FS 5, Noah Blackwell, vs. Air Force (3/14/19)
Opp 4, Lyndsey Drew, Nevada (3/10/17)

Double Doubles
Fresno State (6)
• Orlando Robinson: 16 pts/10 rebs, vs. Colorado State (3/11/21)
• Orlando Robinson: 14 pts/12 rebs, vs. New Mexico (3/10/21)
• Anthony Holland: 15 pts/10 rebs, vs. New Mexico (3/10/21)
• Nate Grimes: 13 pts/11 rebs, vs. Air Force (3/4/20)
• Deshon Taylor: 18 pts/10 assts, vs. Air Force (3/14/19)
• Tyler Johnson: 19 pts/12 rebs, vs. Air Force (3/13/14)

Opponents (4)
• Jordan Caroline: 10 pts/10 rebs, Nevada (3/10/17)
• Malik Pope: 19 pts/11 rebs, San Diego State (3/12/16)
• Jerome Seagears: 17 pts/11 assts, UNLV (3/10/16)
• Cameron Bairstow: 21 pts/10 rebs, New Mexico (3/14/14)

Triple Doubles
FS (0) None
Opp. (0) None



POSTSEASON & TITLES

NATIONAL TITLES

1983 National Invitational Tournament

CONFERENCE TOURNAMENT TITLES

1981 Pacific Coast Athletic Association
 1982 Pacific Coast Athletic Association
 1984 Pacific Coast Athletic Association
 2000 Western Athletic Conference*
 2016 Mountain West

* - Title later vacated due to the use of an ineligible student-athlete

CONFERENCE REGULAR SEASON TITLES

1922 California Coast Conference
 1924 California Coast Conference
 1926 Far West Conference
 1929 Far West Conference
 1935 Far West Conference
 1936 Far West Conference
 1958 California Collegiate Athletic Association
 1960 California Collegiate Athletic Association
 1962 California Collegiate Athletic Association
 1963 California Collegiate Athletic Association
 1964 California Collegiate Athletic Association
 1965 California Collegiate Athletic Association
 1966 California Collegiate Athletic Association
 1978 Pacific Coast Athletic Association
 1981 Pacific Coast Athletic Association
 1982 Pacific Coast Athletic Association
 2001 Western Athletic Conference
 2003 Western Athletic Conference*

* - Title later vacated due to the use of an ineligible student-athlete

DIVISION TITLES

1997 Western Athletic Conference (Pacific)

POSTSEASON APPEARANCES

Year	Coach	Postseason
1958	Bill Vandenburg	NCAA Pacific Coast Regionals
1960	Bill Vandenburg	NCAA Pacific Coast Regionals
1962	Harry Miller	NCAA Pacific Coast Regionals
1963	Harry Miller	NCAA Pacific Coast Regionals & College Division Championships
1964	Harry Miller	NCAA Pacific Coast Regionals
1965	Harry Miller	NCAA Pacific Coast Regionals
1966	Ed Gregory	NCAA Pacific Coast Regionals & College Division Championships
1981	Boyd Grant	NCAA
1982	Boyd Grant	NCAA
1983	Boyd Grant	NIT Champions
1984	Boyd Grant	NCAA
1985	Boyd Grant	NIT
1994	Gary Colson	NIT
1996	Jerry Tarkanian	NIT
1997	Jerry Tarkanian	NIT
1998	Jerry Tarkanian	NIT
1999	Jerry Tarkanian	NIT
2000	Jerry Tarkanian	NCAA*
2001	Jerry Tarkanian	NCAA
2002	Jerry Tarkanian	NIT
2007	Steve Cleveland	NIT
2014	Rodney Terry	CBI
2016	Rodney Terry	NCAA
2017	Rodney Terry	NIT

COLLEGE BASKETBALL INVITATIONAL (CBI)

App.	Won	Lost	Pct.
1	4	2	0.667

2014 – CBI RUNNER-UP

Fresno State 61, at UTEP 56
 at Fresno State 72, Princeton 56
 at Fresno State 71, Old Dominion 64
CBI Championship Series (Campus Sites)
 Game 1: Siena 61, at Fresno State 57
 Game 2: Fresno State 89, at Siena 75
 Game 3: at Siena 81, Fresno State 68

NATIONAL COLLEGIATE ATHLETIC ASSOCIATION (NCAA)

App.	Won	Lost	Pct.
6* (5)	2	6* (5)	.250* (.286)

1981 – FIRST ROUND

NCAA West Regional at El Paso, Texas (Special Events Center)
March 12, 1981: (6) Northeastern 55, (11) Fresno State 53

1982 – FIRST & SECOND ROUNDS

NCAA West Regional at Logan, Utah (Dee Glen Smith Spectrum)
March 13, 1981: (4) Fresno State 50, (5) West Virginia 46
March 20, 1982: (1) Georgetown 58, (4) Fresno State 40

1984 – FIRST ROUND

NCAA Midwest Regional at Memphis, Tenn. (Mid-South Coliseum)
March 15, 1984: (10) Louisiana Tech 66, (7) Fresno State 56

2000 – FIRST ROUND*

NCAA West Regional at Salt Lake City, Utah (Jon M. Huntsman Center)
March 16, 1984: (8) Wisconsin 66, (9) Fresno State 56*
 *Vacated due to use of ineligible student-athlete

2001 – FIRST & SECOND ROUNDS

NCAA South Regional at Memphis, Tenn. (The Pyramid)
March 16, 2001: (9) Fresno State 82, (8) California 70
March 18, 2001: (1) Michigan State 81, (9) Fresno State 65

2016 – FIRST ROUND

NCAA Midwest Regional at Denver, Colo. (Pepsi Center)
March 17, 2016: (3) Utah 80, (14) Fresno State 69

NATIONAL INVITATION TOURNAMENT (NIT)

App.	Won	Lost	Pct.	1st	2nd	3rd	4th
10	14	10	.583	1	0	0	1

1983 – NIT CHAMPIONS

at Fresno State 71, UTEP 65
 Fresno State 72, at Michigan State 58
 Fresno State 76, at Oregon State 67
NIT Final Four at Madison Square Garden
 Fresno State 86, Wake Forest 62
 Fresno State 69, DePaul 60 (NIT Champions)

1985 – NIT QUARTERFINALS

at Fresno State 79 Santa Clara 76 (3ot)
 at Fresno State 66, New Mexico 55
 at UCLA 53, Fresno State 43

1994 – NIT QUARTERFINALS

at Fresno State 79, USC 76
 at Fresno State 68, BYU 66
 at Kansas State 115, Fresno State 77

1996 – NIT QUARTERFINALS

at Fresno State 58, Miami (Ohio) 57
 at Fresno State 80, Michigan State 70
 Nebraska 83, at Fresno State 71

1997 – NIT FIRST ROUND

Nevada 97, at Fresno State 86

1998 – NIT SEMIFINALS

at Fresno State 73, Pacific 70
 at Fresno State 83, Memphis 80
 Fresno State 85, at Hawai'i 83
NIT Final Four at Madison Square Garden
 Minnesota 91, Fresno State 89 (2ot)
 Georgia 95, Fresno State 79

1999 – NIT FIRST ROUND

California 79, at Fresno State 71

2002 – NIT FIRST ROUND

Temple 81, at Fresno State 75

2007 – NIT FIRST ROUND

at Georgia 88, Fresno State 78

2017 – NIT FIRST ROUND

at TCU 66, Fresno State 59

MOUNTAIN WEST TOURNAMENT HISTORY

Location: Thomas & Mack Center • Las Vegas, Nevada

Record (All-Time): 8-8

Record (Hutson's Tenure): 3-3

MW Tournament Opener Record (All-Time): 6-4

MW Tournament Opener Record (Hutson's Tenure): 3-1

First Round Record: 3-1

Quarterfinal Record: 3-5

Semifinal Record: 1-2

Championship Game Record: 1-0

Record as...

- No. 1 Seed: 0-0
- No. 2 Seed: 3-0
- No. 3 Seed: 1-1
- No. 4 Seed: 1-1
- No. 5 Seed: 0-0
- **No. 6 Seed: 2-2**
- No. 7 Seed: 1-1
- No. 8 Seed: 0-1
- No. 9 Seed: 0-0
- No. 10 Seed: 0-0
- No. 11 Seed: 0-0

Record versus...

- No. 1 Seed: 1-1
- No. 2 Seed: 0-3
- No. 3 Seed: 0-2
- No. 4 Seed: 0-0
- No. 5 Seed: 1-1
- No. 6 Seed: 2-0
- No. 7 Seed: 1-0
- No. 8 Seed: 0-0
- No. 9 Seed: 0-1
- No. 10 Seed: 1-0
- No. 11 Seed: 2-0

Record versus...

- Air Force: 2-1
- Boise State: 0-0
- Colorado State: 1-3
- Nevada: 0-1
- New Mexico: 2-1
- San Diego State: 1-1
- San Jose State: 0-0
- UNLV: 1-0
- Utah State: 0-1
- Wyoming: 0-0

3/13/13 [QF]: (2) Colorado State 67, (7) Fresno State 61

3/13/14 [1R]: (7) Fresno State 61, (10) Air Force 59

3/14/14 [QF]: (2) New Mexico 93, (7) Fresno State 77

3/12/15 [QF]: (3) Colorado State 71, (6) Fresno State 59

3/10/16 [QF]: (2) Fresno State 95, (7) UNLV 82

3/11/16 [SF]: (2) Fresno State 64, (6) Colorado State 56

3/12/16 [CH]: (2) Fresno State 68, (1) San Diego State 63

3/9/17 [QF]: (4) Fresno State 65, (5) New Mexico 60

3/10/17 [SF]: (1) Nevada 83, (4) Fresno State 72

3/8/18 [QF]: (5) San Diego State 64, (4) Fresno State 52

3/14/19 [QF]: (3) Fresno State 76, (6) Air Force 50

3/15/19 [SF]: (2) Utah State 85, (3) Fresno State 60

3/4/20 [1R]: (9) Air Force 77, (8) Fresno State 70

3/10/21 [1R]: (6) Fresno State 85, (11) New Mexico 77

3/11/21 [QF]: (3) Colorado State 72, (6) Fresno State 62

3/9/22 [1R]: (6) Fresno State 69, (11) San Jose State 67 [OT]

Tournament Round: 1R - First Round; QF - Quarterfinal Round; SF - Semifinal Round; CH - Championship Game; CS - Championship Series



FRESNO STATE • CAREER & SEASON HIGHS

13 • DEON STROUD

Career Game Highs (at Fresno State)

Category	#	Opponent (Date)
Points	22	vs San Jose St (1/10/21)
FG	8	3x, last New Mexico (3/10/21)
FGA	19	vs San Diego St (2/20/21)
3FG	5	vs San Jose St (1/10/21)
3FGA	8	at Nevada (1/21/22)
FT	7	vs New Mexico (1/30/21)
FTA	10	vs Wyoming (1/2/21)
Rebounds	10	at Utah (12/21/21)
Assists	4	2x, last at Utah (12/21/21)
Turnovers	6	vs New Mexico (1/30/21)
Blocks	2	2x, last New Mexico (3/10/21)
Steals	3	3x, last at Boise St (12/28/21)
Minutes	36	vs San Diego St (2/20/21)

2021-22 Season Single-Game Highs

Category	#	Opponent (Date)
Points	14	2x, last vs Utah St (1/18/22)
FG	6	vs CSUN (12/4/21)
FGA	13	vs CSUN (12/4/21)
3FG	2	at Weber St (12/23/21)
3FGA	8	at Nevada (1/21/22)
FT	7	vs UC Irvine (12/11/21)
FTA	7	2x, last vs UC Irvine (12/11/21)
Rebounds	10	at Utah (12/21/21)
Assists	4	at Utah (12/21/21)
Turnovers	3	3x, last at Nevada (1/21/22)
Blocks	1	2x, last at Utah (12/21/21)
Steals	3	at Boise St (12/28/21)
Minutes	27	at Utah (12/21/21)

23 • LEO COLIMERIO

Career Game Highs

Category	#	Opponent (Date)
Points	11	2x, last at San Jose St (2/1/22)
FG	5	2x, last at San Jose St (2/1/22)
FGA	8	vs Fresno Pacific (11/9/21)
3FG	1	6x, last at San Jose St (2/1/22)
3FGA	2	5x, last vs UNLV (2/16/22)
FT	4	2x, last at Air Force (2/22/22)
FTA	4	2x, last at Air Force (2/22/22)
Rebounds	10	2x, last vs Boise St (1/28/22)
Assists	3	2x, last at Air Force (2/22/22)
Turnovers	3	3x, last at Utah (12/21/21)
Blocks	1	3x, last vs San Jose St (1/11/22)
Steals	2	7x, last vs San Diego St (2/19/22)
Minutes	37	3x, last vs Boise St (1/28/22)

2021-22 Season Single-Game Highs

Category	#	Opponent (Date)
Points	11	2x, last at San Jose St (2/1/22)
FG	5	2x, last at San Jose St (2/1/22)
FGA	8	vs Fresno Pacific (11/9/21)
3FG	1	3x, last at San Jose St (2/1/22)
3FGA	2	4x, last vs UNLV (2/16/22)
FT	4	2x, last at Air Force (2/22/22)
FTA	4	2x, last at Air Force (2/22/22)
Rebounds	10	2x, last vs Boise St (1/28/22)
Assists	3	2x, last at Air Force (2/22/22)
Turnovers	3	2x, last at Utah (12/21/21)
Blocks	1	3x, last vs San Jose St (1/11/22)
Steals	2	6x, last vs San Diego St (2/19/22)
Minutes	37	3x, last vs Boise St (1/28/22)

22 • DESTIN WHITAKER

Career Game Highs

Category	#	Opponent (Date)
Points	10	vs LIU (11/12/21)
FG	3	vs LIU (11/12/21)
FGA	6	2x, last vs LIU (11/12/21)
3FG	3	vs LIU (11/12/21)
3FGA	6	at Colorado St (12/30/20)
FT	2	2x, last Santa Clara (11/24/21)
FTA	2	4x, last at California (11/28/21)
Rebounds	3	vs LIU (11/12/21)
Assists	2	at New Mexico (1/25/22)
Turnovers	1	7x, last at Colorado St (2/11/22)
Blocks	0	
Steals	2	at Nevada (1/21/22)
Minutes	23	2x, last vs CSUN (12/4/21)

2021-22 Season Single-Game Highs

Category	#	Opponent (Date)
Points	10	vs LIU (11/12/21)
FG	3	vs LIU (11/12/21)
FGA	6	vs LIU (11/12/21)
3FG	3	vs LIU (11/12/21)
3FGA	5	vs LIU (11/12/21)
FT	2	2x, last at Nevada (1/21/22)
FTA	2	3x, last at Nevada (1/21/22)
Rebounds	3	vs LIU (11/12/21)
Assists	2	at New Mexico (1/25/22)
Turnovers	1	7x, last at Colorado St (2/11/22)
Blocks	0	
Steals	2	at Nevada (1/21/22)
Minutes	23	2x, last vs CSUN (12/4/21)

25 • ANTHONY HOLLAND

Career Game Highs

Category	#	Opponent (Date)
Points	22	at New Mexico (1/25/22)
FG	8	vs San Jose St (1/11/22)
FGA	13	2x, last at New Mexico (1/25/22)
3FG	4	3x, last vs San Jose St (1/11/22)
3FGA	9	at UNLV (2/24/21)
FT	7	at New Mexico (1/25/22)
FTA	9	at New Mexico (1/25/22)
Rebounds	12	at Colorado St (2/11/22)
Assists	6	New Mexico (3/11/21)
Turnovers	3	vs Utah St (1/18/22)
Blocks	3	vs Wyoming (1/2/21)
Steals	3	5x, last at Nevada (1/21/22)
Minutes	40+	vs Boise St (1/28/22)

2021-22 Season Game Highs

Category	#	Opponent (Date)
Points	22	at New Mexico (1/25/22)
FG	8	vs San Jose St (1/11/22)
FGA	13	at New Mexico (1/25/22)
3FG	4	vs San Jose St (1/11/22)
3FGA	7	vs San Jose St (1/11/22)
FT	7	at New Mexico (1/25/22)
FTA	9	at New Mexico (1/25/22)
Rebounds	12	at Colorado St (2/11/22)
Assists	5	3x, last vs New Mexico (2/28/22)
Turnovers	3	vs Utah St (1/18/22)
Blocks	1	2x, last at Air Force (2/22/22)
Steals	3	3x, last at Nevada (1/21/22)
Minutes	40+	vs Boise St (1/28/22)

30 • ROBERT VAIHOLA

2021-22 Season Single-Game Highs

Category	#	Opponent (Date)
Points	6	vs Cal Poly (12/17/21)
FG	3	vs Cal Poly (12/17/21)
FGA	4	vs Cal Poly (12/17/21)
3FG	0	
3FGA	0	
FT	1	2x, last vs UNLV (2/16/22)
FTA	3	vs UNLV (2/16/22)
Rebounds	10	at New Mexico (1/25/22)
Assists	2	at New Mexico (1/25/22)
Turnovers	1	5x, last vs New Mexico (2/28/22)
Blocks	2	2x, last vs Nevada (2/4/22)
Steals	1	at Nevada (1/21/22)
Minutes	20	at New Mexico (1/25/22)

33 • STEVEN VASQUEZ

2021-22 Season Single-Game Highs

Category	#	Opponent (Date)
Points	2	vs Cal Poly (12/17/21)
FG	1	vs Cal Poly (12/17/21)
FGA	1	vs Cal Poly (12/17/21)
3FG	0	
3FGA	0	
FT	0	
FTA	0	
Rebounds	1	at Air Force (2/22/22)
Assists	0	
Turnovers	0	
Blocks	0	
Steals	0	
Minutes	2	2x, last vs Cal Poly (12/17/21)

34 • BRAXTON MEAH

Career Game Highs

Category	#	Opponent (Date)
Points	10	at Air Force (2/13/21)
FG	4	at Air Force (2/13/21)
FGA	6	at Air Force (2/13/21)
3FG	0	
3FGA	2	vs FPU (12/19/20)
FT	3	2x, last vs Idaho (11/15/21)
FTA	4	5x, last vs Idaho (11/15/21)
Rebounds	8	at Air Force (2/22/22)
Assists	1	4x, last vs Boise St (1/28/22)
Turnovers	3	vs Utah St (2/4/21)
Blocks	2	3x, last at Colorado St (12/30/20)
Steals	1	7x, last at Weber St (12/23/21)
Minutes	17	vs Nevada (11/17/21)

2021-22 Season Game Highs

Category	#	Opponent (Date)
Points	7	Pepperdine (11/22/21)
FG	2	4x, last at Air Force (2/22/22)
FGA	4	2x, last at Weber St (12/23/21)
3FG	0	
3FGA	0	
FT	3	2x, last Pepperdine (11/22/21)
FTA	5	Pepperdine (11/22/21)
Rebounds	8	at Air Force (2/22/22)
Assists	1	2x, last vs Boise St (1/28/22)
Turnovers	2	at San Francisco (12/8/21)
Blocks	1	4x, last at Air Force (2/22/22)
Steals	1	3x, last at Weber St (12/23/21)
Minutes	13	at Weber St (12/23/21)



2021-22 FRESNO STATE MEN'S BASKETBALL • GAME NOTES



2021-22 Fresno St. Men's Basketball
Individual Game-by-Game
All games

Page 1/14
as of Mar 10, 2022

#0 HARDING, Kyle

Opponent	Date	GS	MIN	FG-FGA	PCT	3FG-3FGA	PCT	FT-FTA	PCT	OFF	DEF	TOT	AVG	PF	A	TO	BLK	STL	PTS	AVG
Fresno Pacific	11/09/2021	08:25	0-0	.000	0-0	.000	0-3	.000	0	0	0	0.0	0	0	0	0	0	2	0	0.0
LIU	11/12/2021	02:32	1-1	1.000	0-0	.000	1-1	1.000	0	0	0	0.0	0	1	0	0	1	3	15	11.0
Idaho	11/15/2021	03:12	0-0	.000	0-0	.000	0-0	.000	0	2	2	0.7	2	0	0	0	0	0	1	1.0
at California	11/28/2021	11:33	1-1	1.000	0-0	.000	0-0	.000	0	1	1	0.8	0	2	1	0	0	2	13	12.5
San Diego	12/01/2021	02:14	0-0	.000	0-0	.000	0-0	.000	0	1	1	0.8	0	1	0	0	0	0	1	1.0
CSUN	12/04/2021	02:17	0-1	.000	0-1	.000	0-0	.000	0	0	0	0.7	0	0	0	0	0	0	0	0.0
Cal Poly	12/17/2021	02:03	0-0	.000	0-0	.000	0-0	.000	0	0	0	0.6	0	1	0	0	0	0	0	0.7
at Weber St.	12/23/2021	02:56	0-1	.000	0-0	.000	0-0	.000	0	1	1	0.6	0	0	0	0	0	0	0	0.6
San Jose St.	01/11/2022	04:25	0-0	.000	0-0	.000	0-0	.000	0	0	0	0.6	0	0	0	0	0	0	0	0.6
San Diego St.	02/19/2022	02:53	0-1	.000	0-0	.000	0-0	.000	0	0	0	0.5	1	0	0	0	0	0	0	0.5
at Air Force	02/22/2022	06:34	0-1	.000	0-0	.000	0-0	.000	0	0	0	0.5	2	0	0	0	0	0	0	0.5
Totals			0	.4904	2-6	.333	0-1	.000	1-4	.250	0	5	5.0	3	7	1	0	3	5	0.5

Player Averages

Games Played	Minutes/game	Points/game	FG Pct	3FG Pct	FT Pct	Rebounds/game	Assists/game	Turnovers/game	Assist/Turnover ratio	Steals/game	Blocks/game
11	4.5	0.5	33.3	0.0	25.0	0.5	0.6	0.1	7.0	0.3	0.0



2021-22 Fresno St. Men's Basketball
Individual Game-by-Game
All games

Page 3/14
as of Mar 10, 2022

#3 HILL, Isaiah

Opponent	Date	GS	MIN	FG-FGA	PCT	3FG-3FGA	PCT	FT-FTA	PCT	OFF	DEF	TOT	AVG	PF	A	TO	BLK	STL	PTS	AVG
Fresno Pacific	11/09/2021	* 24:05	2-11	.182	1-6	.167	2-2	1.000	0	3	3	3.0	2	5	0	0	0	0	7	7.0
LIU	11/12/2021	* 32:39	5-10	.500	2-5	.400	3-4	.750	0	1	1	2.0	2	3	2	0	1	15	11.0	
Idaho	11/15/2021	* 34:37	4-4	1.000	1-1	1.000	0-1	.000	1	5	6	3.3	2	5	5	1	1	9	10.3	
vs Pepperdine	11/22/2021	* 37:36	3-10	.300	2-4	.500	11-16	.688	0	4	4	3.5	1	3	3	0	1	19	12.5	
vs Santa Clara	11/24/2021	* 34:04	1-10	.100	1-5	.200	3-4	.750	0	4	4	3.6	1	0	0	0	0	6	11.2	
at California	11/28/2021	* 36:49	4-13	.308	2-5	.400	0-0	.000	0	3	3	3.0	5	0	1	0	1	11	10.0	
San Diego	12/01/2021	* 20:47	1-4	.250	0-1	.000	1-2	.500	0	4	4	3.6	4	3	3	0	1	3	9.9	
CSUN	12/04/2021	* 31:05	4-10	.400	2-6	.333	0-0	.000	1	4	5	3.8	3	1	3	0	0	10	9.9	
at San Francisco	12/08/2021	* 28:35	2-6	.333	0-2	.000	2-5	.400	1	0	1	3.4	1	3	3	0	1	6	9.4	
UC Irvine	12/11/2021	* 16:40	2-5	.400	1-3	.333	0-0	.000	1	1	2	3.3	1	3	4	0	2	5	9.0	
Cal Poly	12/17/2021	* 22:32	1-5	.200	1-2	.500	0-0	.000	0	1	1	3.1	2	4	0	0	1	3	8.5	
at Utah	12/21/2021	* 35:31	4-13	.308	1-7	.143	9-1	.900	2	2	4	3.2	3	4	0	1	1	9	8.5	
at Weber St.	12/23/2021	* 27:02	2-6	.333	2-5	.400	0-0	.000	0	5	5	3.3	3	6	1	0	1	6	8.3	
at Boise St.	12/28/2021	* 29:26	3-12	.250	2-4	.500	1-1	1.000	0	0	0	3.1	2	2	0	0	1	9	8.4	
San Jose St.	01/11/2022	* 35:35	3-8	.375	2-7	.286	0-0	.000	0	2	2	3.0	2	3	2	0	0	8	8.3	
at UNLV	01/14/2022	* 35:13	4-6	.667	0-0	.000	2-2	1.000	0	4	4	3.1	2	3	3	0	2	10	8.4	
Utah St.	01/18/2022	* 34:37	1-7	.143	0-3	.000	5-5	1.000	1	1	2	3.0	3	2	3	0	3	7	8.4	
at Nevada	01/21/2022	* 36:22	8-13	.615	5-8	.625	1-2	.500	0	2	2	2.9	4	4	5	0	1	22	9.1	
at New Mexico	01/25/2022	* 34:27	4-9	.444	2-4	.500	0-1	.000	0	1	1	2.8	1	2	4	1	2	10	9.2	
Boise St.	01/28/2022	* 37:53	3-10	.300	2-5	.400	0-0	.000	0	2	2	2.8	4	1	2	0	0	8	9.1	
at San Jose St.	02/01/2022	* 29:06	4-6	.667	3-3	1.000	0-0	.000	0	3	3	2.8	3	2	0	1	11	9.0		
Nevada	02/04/2022	* 35:48	4-7	.571	2-5	.400	4-4	1.000	0	0	0	2.7	1	6	2	0	3	14	9.4	
Wyoming	02/06/2022	* 40:00	10-17	.588	3-9	.333	2-4	.500	1	3	4	2.7	2	2	0	0	0	25	10.1	
at Colorado St.	02/11/2022	* 35:51	3-10	.300	1-6	.167	0-0	.000	0	2	2	2.7	0	5	1	0	0	7	10.0	
UNLV	02/16/2022	* 35:51	6-15	.400	2-7	.286	0-0	.000	0	4	4	2.8	1	4	1	0	2	14	10.1	
San Diego St.	02/19/2022	* 37:07	4-9	.444	4-8	.500	3-4	.750	1	2	3	2.8	2	3	0	0	0	15	10.3	
at Air Force	02/22/2022	* 31:18	6-10	.600	3-6	.500	0-0	.000	0	1	1	2.7	0	4	2	1	1	15	10.5	
New Mexico	02/28/2022	* 37:16	5-12	.417	3-5	.600	0-0	.000	0	2	2	2.7	2	3	0	0	1	13	10.6	
at Wyoming	03/03/2022	* 44:45	1-10	.100	0-3	.000	2-2	1.000	0	4	4	2.7	4	4	0	0	0	4	10.3	
at Wyoming	03/05/2022	* 40:05	3-7	.429	0-3	.000	1-2	.500	0	4	4	2.8	2	2	3	0	0	7	10.2	
vs San Jose St.	03/09/2022	* 33:31	5-9	.556	3-4	.750	1-2	.500	0	4	4	2.8	3	3	4	0	1	14	10.4	
Totals			31	1020:13	112-284	.394	53-142	.373	44-64	.688	9	78	87	2.8	67	96	77	3	31	10.4

Player Averages

Games Played	Minutes/game	Points/game	FG Pct	3FG Pct	FT Pct	Rebounds/game	Assists/game	Turnovers/game	Assist/Turnover ratio	Steals/game	Blocks/game
31	32.9	10.4	39.4	37.3	68.8	2.8	3.1	2.5	1.2	1.0	0.1



2021-22 Fresno St. Men's Basketball
Individual Game-by-Game
All games

Page 2/14
as of Mar 10, 2022

#1 BAKER JR., Jemari

Opponent	Date	GS	MIN	FG-FGA	PCT	3FG-3FGA	PCT	FT-FTA	PCT	OFF	DEF	TOT	AVG	PF	A	TO	BLK	STL	PTS	AVG
LIU	11/12/2021	* 32:56	3-12	.250	1-8	.125	2-2	1.000	0	4	4	4.0	2	4	7	0	2	9	9.0	
Idaho	11/15/2021	* 23:50	0-4	.000	0-3	.000	0-0	.000	0	6	6	5.0	0	2	0	1	0	0	4	4.5
at San Francisco	12/08/2021	* 22:42	2-7	.286	0-3	.000	0-0	.000	1	3	4	4.7	1	0	1	0	1	4	4.3	
UC Irvine	12/11/2021	* 27:37	5-10	.500	2-6	.333	6-6	1.000	0	2	2	4.0	1	2	1	0	1	18	7.8	
Cal Poly	12/17/2021	* 14:16	4-8	.500	2-3	.667	2-3	.667	0	2	2	3.6	0	2	1	0	2	12	8.6	
Totals			2	121:21	14-41	.341	5-23	.217	10-11	.909	1	17	18	3.6	4	10	1	6	43	8.6

Player Averages

Games Played	Minutes/game	Points/game	FG Pct	3FG Pct	FT Pct	Rebounds/game	Assists/game	Turnovers/game	Assist/Turnover ratio	Steals/game	Blocks/game
5	24.3	8.6	34.1	21.7	90.9	3.6	2.0	2.0	1.0	1.2	0.2



2021-22 Fresno St. Men's Basketball
Individual Game-by-Game
All games

Page 4/14
as of Mar 10, 2022

#4 BALLARD, Junior

Opponent	Date	GS	MIN	FG-FGA	PCT	3FG-3FGA	PCT	FT-FTA	PCT	OFF	DEF	TOT	AVG	PF	A	TO	BLK	STL	PTS	AVG
San Diego	12/01/2021	04:24	0-0	.000	0-0	.000	0-0	.000	0	0	0	0.0	0	0	0	0	0	0	0	0.0
CSUN	12/04/2021	02:14	0-0	.000	0-0	.000	0-0	.000	0	0	0	0.0	0							



2021-22 Fresno St. Men's Basketball
Individual Game-by-Game
All games

Page 6/14
as of Mar 10, 2022

#10 ROBINSON, Orlando

Opponent	Date	GS	MIN	Total		3-Pointers		Free throws		Rebounds			PF	A	TO	BLK	STL	PTS	AVG	
				FG-FGA	PCT	3FG-3FGA	PCT	FT-FTA	PCT	OFF	DEF	TOT								AVG
Fresno Pacific	11/09/2021	*	32:22	6-14	.429	0-4	.000	4-5	.800	3	2	5	0	2	3	3	1	16	16.0	
LIU	11/12/2021	*	30:58	6-9	.667	0-1	.000	5-5	1.000	7	11	18	11	0	3	2	1	17	16.5	
Idaho	11/15/2021	*	35:01	11-19	.579	1-1	1.000	4-6	.667	5	5	10	11	0	3	3	0	27	20.0	
vs Pepperdine	11/22/2021	*	24:21	4-8	.500	0-0	.000	8-10	.800	2	4	6	9	8	5	4	3	0	16	19.0
vs Santa Clara	11/24/2021	*	33:46	7-14	.500	2-3	.667	6-7	.857	3	5	8	9	4	2	1	4	0	22	19.6
at California	11/28/2021	*	37:57	9-16	.563	2-7	.286	5-8	.625	2	7	9	9	3	2	4	0	1	25	20.5
at San Diego	12/01/2021	*	30:01	5-10	.500	0-2	.000	5-6	.833	0	5	5	8	7	4	5	1	3	15	19.7
CSUN	12/04/2021	*	34:30	7-13	.538	2-3	.667	6-7	.857	3	6	9	8	0	4	2	0	22	20.0	
at San Francisco	12/08/2021	*	33:36	8-18	.444	0-3	.000	0-0	.000	2	3	5	8	3	2	0	4	3	16	19.6
UC Irvine	12/11/2021	*	32:53	2-5	.400	0-1	.000	3-5	.600	2	6	8	8	3	2	2	5	1	4	18.3
Cal Poly	12/17/2021	*	20:19	5-9	.556	1-2	.500	7-7	1.000	2	4	6	8	1	3	3	0	0	13	18.3
at Utah	12/21/2021	*	31:13	6-14	.429	3-7	.429	2-2	1.000	3	6	9	8	2	0	2	0	1	17	18.2
at Weber St.	12/23/2021	*	26:45	8-16	.500	1-3	.333	5-5	1.000	3	6	9	8	2	1	2	3	0	22	18.5
at Boise St.	12/28/2021	*	37:16	10-17	.588	2-4	.500	0-1	.000	3	2	5	8	0	1	3	0	1	22	18.7
San Jose St.	01/11/2022	*	35:27	13-24	.542	1-3	.333	4-7	.571	7	5	12	8	3	2	4	0	0	31	19.5
at UNLV	01/14/2022	*	36:29	7-18	.389	1-3	.333	9-11	.818	3	8	11	8	4	1	2	2	0	24	19.8
Utah St.	01/18/2022	*	34:14	4-12	.333	0-2	.000	3-4	.750	1	12	13	8	7	4	6	1	3	11	19.3
at Nevada	01/21/2022	*	36:33	9-18	.500	3-5	.600	5-6	.833	5	7	12	8	9	2	4	5	0	26	19.7
at New Mexico	01/25/2022	*	14:31	4-7	.571	0-0	.000	3-4	.750	1	3	4	8	6	1	3	1	0	11	19.2
Boise St.	01/28/2022	*	27:20	9-15	.600	2-3	.667	1-1	1.000	1	4	5	8	5	1	6	1	1	21	19.3
at San Jose St.	02/01/2022	*	32:41	6-12	.500	0-1	.000	6-7	.857	0	5	5	8	3	0	5	2	0	18	19.2
Nevada	02/04/2022	*	28:34	6-16	.375	1-3	.333	2-6	.333	4	2	6	8	2	4	3	2	1	15	19.0
Wyoming	02/06/2022	*	34:46	4-17	.235	0-3	.000	3-6	.500	1	9	10	8	3	2	2	1	2	11	18.7
at Colorado St.	02/11/2022	*	34:19	9-16	.563	1-5	.200	5-6	.833	5	3	8	8	3	2	3	1	1	24	19.9
UNLV	02/16/2022	*	29:04	3-14	.214	0-3	.000	1-2	.500	0	4	4	8	1	2	3	0	1	7	18.4
San Diego St.	02/19/2022	*	38:10	3-10	.300	0-2	.000	3-7	.429	3	5	8	8	1	1	4	1	0	9	18.1
at Air Force	02/22/2022	*	32:28	8-12	.667	0-1	.000	10-11	.909	2	4	6	8	0	3	3	4	1	26	18.4
New Mexico	02/28/2022	*	37:14	12-19	.632	2-3	.667	2-2	1.000	1	9	10	8	1	2	4	1	1	28	18.7
at San Diego St.	03/03/2022	*	47:38	4-13	.308	0-3	.000	9-12	.750	2	9	11	8	2	1	4	0	2	17	18.7
at Wyoming	03/05/2022	*	42:57	10-21	.476	4-7	.571	10-14	.714	2	7	9	8	2	5	3	3	1	34	19.2
vs San Jose St.	03/09/2022	*	40:07	11-21	.524	1-5	.200	8-15	.533	4	2	6	8	1	4	2	4	1	31	19.5
Totals			31	1023:31	216-447	.483	30-93	.323	144-195	.738	82	170	252	81	70	85	79	39	306	19.5

Player Averages

Games Played	Minutes/game	Points/game	FG Pct	3FG Pct	FT Pct	Rebounds/game	Assists/game	Turnovers/game	Assist/Turnover ratio	Steals/game	Blocks/game
31	33.0	19.5	48.3	32.3	73.8	8.1	2.7	2.5	1.1	1.0	1.3



2021-22 Fresno St. Men's Basketball
Individual Game-by-Game
All games

Page 7/14
as of Mar 10, 2022

#11 YAP, Donovan

Opponent	Date	GS	MIN	Total		3-Pointers		Free throws		Rebounds			PF	A	TO	BLK	STL	PTS	AVG		
				FG-FGA	PCT	3FG-3FGA	PCT	FT-FTA	PCT	OFF	DEF	TOT								AVG	
Fresno Pacific	11/09/2021		19:20	3-5	.600	1-1	1.000	0-0	.000	0	3	3	3	0	2	0	3	0	7	7.0	
LIU	11/12/2021		09:46	0-2	.000	0-2	.000	0-0	.000	0	1	1	2	0	1	0	1	0	0	3.5	
Idaho	11/15/2021		02:11	0-1	.000	0-1	.000	0-0	.000	0	0	0	1	3	0	0	0	0	1	2.3	
vs Pepperdine	11/22/2021		02:24	0-0	.000	0-0	.000	1-2	.500	0	0	0	1	0	1	0	0	0	1	2.0	
vs Santa Clara	11/24/2021		05:56	0-2	.000	0-1	.000	0-0	.000	0	0	0	0	8	1	0	0	0	0	1.6	
San Diego	12/01/2021		16:59	2-5	.400	0-1	.000	0-0	.000	0	2	2	1	0	2	1	1	0	4	2.0	
CSUN	12/04/2021		06:38	0-3	.000	0-0	.000	0-0	.000	0	0	0	0	9	1	0	0	0	0	1.7	
Cal Poly	12/17/2021		08:33	1-1	1.000	1-1	1.000	0-0	.000	0	2	2	1	0	0	0	0	0	3	1.9	
at Utah	12/21/2021		04:29	0-0	.000	0-0	.000	0-0	.000	0	0	0	0	0	0	0	0	0	0	1.7	
at Weber St.	12/23/2021		19:53	2-6	.333	1-3	.333	0-0	.000	0	1	1	0	9	0	1	0	0	5	2.0	
at Boise St.	12/28/2021		20:15	2-4	.500	0-1	.000	0-0	.000	0	2	2	1	0	2	0	0	0	4	2.2	
at UNLV	01/14/2022		04:47	1-2	.500	0-1	.000	0-0	.000	0	0	0	0	9	0	0	0	0	2	2.2	
Utah St.	01/18/2022		05:23	0-1	.000	0-1	.000	0-0	.000	0	0	0	0	8	0	1	1	0	0	2.0	
at Nevada	01/21/2022		03:38	0-1	.000	0-1	.000	0-0	.000	0	0	0	0	8	0	0	0	0	0	1.9	
at New Mexico	01/25/2022		23:36	1-5	.200	1-2	.500	2-2	1.000	0	0	0	7	1	1	3	0	1	5	2.1	
Boise St.	01/28/2022		10:29	0-4	.000	0-1	.000	0-0	.000	0	1	1	0	8	0	0	0	0	0	1.9	
at San Jose St.	02/01/2022		14:32	0-2	.000	0-0	.000	2-2	1.000	1	5	6	1	2	1	1	0	0	2	1.9	
Nevada	02/04/2022		08:30	1-3	.333	0-1	.000	0-0	.000	0	2	2	1	1	0	0	0	1	2	1.9	
at Colorado St.	02/11/2022		08:46	1-4	.250	0-3	.000	0-0	.000	1	2	3	1	2	0	1	0	0	2	1.9	
UNLV	02/16/2022		04:28	0-0	.000	0-0	.000	0-0	.000	0	1	1	1	2	0	0	0	0	0	1.9	
at Air Force	02/22/2022		02:08	1-1	1.000	0-0	.000	0-0	.000	0	0	0	1	1	0	0	0	0	2	1.9	
New Mexico	02/28/2022		02:44	0-2	.000	0-2	.000	0-0	.000	0	0	0	1	1	0	0	0	0	0	1.8	
at San Diego St.	03/03/2022		03:37	0-0	.000	0-0	.000	1-2	.500	0	1	1	1	1	0	1	0	2	1.7		
at Wyoming	03/05/2022		05:26	0-1	.000	0-1	.000	0-0	.000	0	0	0	1	1	0	1	0	0	0	1.7	
vs San Jose St.	03/09/2022		11:29	0-2	.000	0-1	.000	3-4	.750	0	1	1	1	0	0	0	0	0	0	1.7	
Totals			0	225:57	15-57	.263	4-25	.160	9-14	.643	2	24	26	10	14	8	19	0	5	43	1.7

Player Averages

Games Played	Minutes/game	Points/game	FG Pct	3FG Pct	FT Pct	Rebounds/game	Assists/game	Turnovers/game	Assist/Turnover ratio	Steals/game	Blocks/game
25	9.0	1.7									

2021-22 FRESNO STATE MEN'S BASKETBALL • GAME NOTES



2021-22 Fresno St. Men's Basketball
Individual Game-by-Game
All games

Page 10/14
as of Mar 10, 2022

#23 COLIMERIO, Leo

Opponent	Date	GS	MIN	FG-FGA	PCT	3FG-3FGA	PCT	FT-FTA	PCT	REBOUNDS	PF	A	TO	BLK	STL	PTS	AVG				
Fresno Pacific	11/09/2021	*	36:56	4-8	.500	0-2	.000	2-2	1.000	7	2	1	1	1	2	10	10.0				
LIU	11/12/2021	*	19:37	0-1	.000	0-1	.000	4-4	1.000	1	0	1	3	0	1	4	7.0				
Idaho	11/15/2021	*	17:29	3-7	.429	0-0	.000	0-1	.000	2	2	4	4	7	1	0	6.7				
vs Pepperdine	11/22/2021	*	15:43	1-3	.333	0-0	.000	0-0	.000	2	2	4	4	5	0	1	2.5				
vs Santa Clara	11/24/2021	*	34:38	3-3	1.000	0-0	.000	0-0	.000	4	3	7	5	0	2	6	5.6				
at California	11/28/2021	*	28:27	2-4	.500	0-2	.000	0-0	.000	0	5	5	0	1	0	1	4.3				
San Diego	12/01/2021	*	23:57	2-2	1.000	0-0	.000	0-0	.000	1	1	2	4	6	1	1	4.5				
CSUN	12/04/2021	*	13:05	1-1	1.000	0-0	.000	0-0	.000	0	1	1	4	1	0	2	4.8				
at San Francisco	12/08/2021	*	11:21	1-4	.250	0-2	.000	0-0	.000	2	0	2	3	9	2	1	2.4				
UC Irvine	12/11/2021	*	17:29	1-4	.250	0-1	.000	2-2	1.000	1	4	5	4	0	0	2	4.4				
Cal Poly	12/17/2021	*	22:06	3-3	1.000	0-0	.000	0-1	.000	5	5	10	4	3	1	0	6.4				
at Utah	12/21/2021	*	17:07	1-2	.500	0-1	.000	0-0	.000	1	0	1	4	3	1	1	2.3				
at Weber St.	12/23/2021	*	29:56	2-2	1.000	1-1	1.000	0-0	.000	2	6	8	4	5	3	3	5.4				
at Boise St.	12/28/2021	*	37:02	3-5	.600	0-1	.000	0-0	.000	1	3	4	4	5	3	0	6.4				
San Jose St.	01/11/2022	*	29:23	3-5	.600	0-2	.000	2-2	1.000	1	7	8	4	7	2	1	8.7				
at UNLV	01/14/2022	*	35:46	3-3	1.000	0-0	.000	0-0	.000	1	5	6	4	8	2	1	6.4				
Utah St.	01/18/2022	*	20:24	4-5	.800	1-1	1.000	0-0	.000	2	1	3	4	7	0	2	9.5				
at Nevada	01/21/2022	*	20:50	1-1	1.000	0-0	.000	0-0	.000	0	1	1	4	5	3	0	2.9				
at New Mexico	01/25/2022	*	33:10	3-4	.750	0-0	.000	0-0	.000	1	4	5	4	5	2	0	6.4				
Boise St.	01/28/2022	*	37:09	5-5	1.000	1-1	1.000	0-0	.000	4	6	10	4	8	1	1	11.5				
at San Jose St.	02/01/2022	*	34:37	5-7	.714	1-1	1.000	0-1	.000	3	3	6	4	9	4	3	11.5				
Nevada	02/04/2022	*	20:40	0-0	.000	0-0	.000	2-2	1.000	0	3	3	4	8	4	0	2.4				
Wyoming	02/06/2022	*	31:56	3-6	.500	0-1	.000	0-0	.000	3	2	5	4	8	3	1	6.4				
at Colorado St.	02/11/2022	*	15:02	0-1	.000	0-0	.000	0-0	.000	1	1	2	4	2	0	0	0.5				
UNLV	02/16/2022	*	24:06	0-2	.000	0-2	.000	1-2	.500	0	3	4	6	2	0	0	1.5				
San Diego St.	02/19/2022	*	14:38	1-3	.333	0-0	.000	0-0	.000	0	3	4	5	1	1	0	2.9				
at Air Force	02/22/2022	*	19:19	2-2	1.000	0-0	.000	4-4	1.000	1	4	5	4	6	2	0	8.5				
New Mexico	02/28/2022	*	27:34	3-5	.600	0-0	.000	1-2	.500	1	3	4	4	5	1	1	7.5				
at San Diego St.	03/03/2022	*	09:18	0-2	.000	0-0	.000	0-0	.000	1	1	2	4	4	0	0	4.9				
at Wyoming	03/05/2022	*	24:42	2-3	.667	0-0	.000	0-0	.000	2	2	4	4	4	2	1	4.9				
vs San Jose St.	03/09/2022	*	38:17	0-1	.000	0-0	.000	1-2	.500	2	3	5	4	5	0	2	1.4				
Totals			28	761:45	62-104	.596	4-19	.211	19-25	.760	52	86	138	45	60	29	26	4	22	147	4.7

Player Averages

Games Played	Minutes/game	Points/game	FG Pct	3FG Pct	FT Pct	Rebounds/game	Assists/game	Turnovers/game	Assist/Turnover ratio	Steals/game	Blocks/game
31	24.6	4.7	59.6	21.1	76.0	4.5	0.9	0.8	1.1	0.7	0.1



2021-22 Fresno St. Men's Basketball
Individual Game-by-Game
All games

Page 12/14
as of Mar 10, 2022

#30 VAIHOLA, Robert

Opponent	Date	GS	MIN	FG-FGA	PCT	3FG-3FGA	PCT	FT-FTA	PCT	REBOUNDS	PF	A	TO	BLK	STL	PTS	AVG				
Fresno Pacific	11/09/2021		07:38	2-2	1.000	0-0	.000	1-2	.500	1	2	3	3	0	0	0	5.0				
Cal Poly	12/17/2021		15:47	3-4	.750	0-0	.000	0-0	.000	2	1	3	3	0	0	6	5.5				
at Utah	12/21/2021		02:13	0-0	.000	0-0	.000	0-0	.000	0	1	1	2	3	0	0	0.7				
at Weber St.	12/23/2021		02:56	0-0	.000	0-0	.000	0-0	.000	0	2	2	2	3	0	0	0.8				
Utah St.	01/18/2022		03:49	0-0	.000	0-0	.000	0-0	.000	0	1	1	2	0	1	0	0.2				
at Nevada	01/21/2022		03:27	0-0	.000	0-0	.000	0-1	.000	0	1	1	1	8	2	1	0.8				
at New Mexico	01/25/2022		20:33	0-1	.000	0-0	.000	1-4	.250	2	8	10	3	0	2	2	0.7				
Boise St.	01/28/2022		11:48	0-0	.000	0-0	.000	0-0	.000	0	1	1	2	8	0	0	0.5				
at San Jose St.	02/01/2022		07:19	1-2	.500	0-0	.000	0-0	.000	1	2	3	2	8	0	0	2.6				
Nevada	02/04/2022		11:26	0-0	.000	0-0	.000	0-1	.000	1	4	5	3	0	1	2	0.4				
Wyoming	02/06/2022		02:37	1-1	1.000	0-0	.000	0-0	.000	0	0	0	2	7	0	0	2.5				
at Colorado St.	02/11/2022		00:20	0-0	.000	0-0	.000	0-0	.000	0	0	0	2	5	0	0	0.3				
UNLV	02/16/2022		16:50	1-1	1.000	0-0	.000	1-3	.333	2	2	4	2	6	0	0	3.5				
San Diego St.	02/19/2022		16:39	2-2	1.000	0-0	.000	0-0	.000	0	2	2	2	6	1	0	4.6				
at Air Force	02/22/2022		07:21	1-2	.500	0-0	.000	0-0	.000	0	1	1	2	5	1	1	2.7				
New Mexico	02/28/2022		07:25	0-0	.000	0-0	.000	0-0	.000	1	1	2	2	4	1	1	0.6				
at San Diego St.	03/03/2022		01:46	0-0	.000	0-0	.000	0-0	.000	0	0	0	2	3	0	0	0.5				
at Wyoming	03/05/2022		02:26	1-1	1.000	0-0	.000	0-0	.000	1	0	1	2	2	0	0	2.5				
vs San Jose St.	03/09/2022		02:33	1-1	1.000	0-0	.000	0-0	.000	1	0	1	2	2	0	0	2.5				
Totals			0	144:53	13-17	.765	0-0	.000	3-11	.273	12	29	41	22	12	5	8	5	1	29	1.5

Player Averages

Games Played	Minutes/game	Points/game	FG Pct	3FG Pct	FT Pct	Rebounds/game	Assists/game	Turnovers/game	Assist/Turnover ratio	Steals/game	Blocks/game
19	7.6	1.5	76.5	0.0	27.3	2.2	0.3	0.4	0.6	0.1	0.3



2021-22 Fresno St. Men's Basketball
Individual Game-by-Game
All games

Page 13/14
as of Mar 10, 2022

#33 VASQUEZ, Steven

Opponent	Date	GS	MIN	FG-FGA	PCT	3FG-3FGA	PCT	FT-FTA	PCT	REBOUNDS	PF	A	TO	BLK	STL	PTS	AVG	
Fresno Pacific	11/09/2021		01:46	0-0	.000	0-0	.000	0-0	.000	0	0	0	0	0	0	0	0.0	
Cal Poly	12/17/2021		02:03	1-1	1.000	0-0	.000	0-0	.000	0	0	0	0	0	0	2	3.0	
at Air Force	02/22/2022		01:13	0-0	.000	0-0	.000	0-0	.000	0	1	1	0	3	0	0	0.7	
Totals			0	05:02	1-1	1.000	0-0	.000	0-0	.000	0	1	1	0	3	0	2	0.7

Player Averages

Games Played	Minutes/game	Points/game	FG Pct	3FG Pct	FT Pct	Rebounds/game	Assists/game	Turnovers/game	Assist/Turnover ratio	Steals/game	Blocks/game
3	1.7	0.7	100.0	0.0	0.0	0.3	0.0	0.0	0.0	0.0	0.0



2021-22 Fresno St. Men's Basketball
Individual Game-by-Game
All games

Page 11/14
as of Mar 10, 2022

#25 HOLLAND, Anthony

Opponent	Date	GS	MIN	FG-FGA	PCT	3FG-3FGA	PCT	FT-FTA	PCT	REBOUNDS	PF	A	TO	BLK	STL	PTS	AVG
Fresno Pacific	11/09/2021	*	25:34	5-6	.833	2-2	1.000	0-0	.000	2	4	6	6	0	1	0	12.0
LIU	11/12/2021	*	20:23	3-6	.500	1-4	.250	2-4	.500	2	7	9	7	5	2	1	9.0
Idaho	11/15/2021	*	26:21	0-1	.000	0-1	.000	0-1	.000	0	3	3	6	0			

2021-22 FRESNO STATE MEN'S BASKETBALL • GAME NOTES

Official Basketball Box Score - Final
Fresno Pacific at Fresno State
 11/09/21 Save Mart Center, Fresno
 2021-22 Men's Basketball
 Game Time: 7:05 PM
 Game Duration: 2:13
 Attendance: 2,820
 Officials: Frank Harvey III, Melvin Landry, Dan Nowakowski

Record: 0-0

NO.	Name	Min	FG			3P			FT			Rebounds			Fouls			TP	AS	TO	ST	Blocks			+/-	
			M	A	%	M	A	%	M	A	%	OR	DR	TOT	PF	FF	FD					BS	BA	BL		
15	Spencer Heimerdinger	C 15:21	1-2	0-1	0-0	0	2	2	1	2	2	0	1	0	1	0	1	0	1	0	0	0	0	-8		
0	Jelani Watson-Gayle	G 24:19	4-10	3-6	0-0	0	1	1	2	0	11	0	2	0	0	2	0	0	0	0	1	0	-25			
3	A.J. Kirby	G 17:17	2-2	0-0	0-0	1	2	3	3	0	4	0	2	0	0	0	0	0	0	0	0	0	-15			
5	Nate Kendrick	G 21:48	1-8	0-2	7-8	0	2	2	1	4	9	0	1	0	0	0	0	0	0	0	0	0	-14			
3	Garrett Cook	G 15:34	0-3	0-2	0-0	0	0	0	0	1	0	0	0	0	0	0	0	0	0	0	0	0	-14			
11	Alex Ferguson	G 20:26	1-2	0-1	0-0	0	0	0	0	2	2	1	1	0	0	0	0	0	0	0	0	0	3			
23	Ryan Abbott	G 15:54	1-1	0-0	0-0	0	1	1	0	0	2	0	0	0	0	0	0	0	0	0	0	0	-19			
1	Marten Maide	G 13:51	2-2	2-2	0-0	0	1	1	1	1	6	1	4	0	0	0	0	0	0	0	0	0	-6			
13	Sean Nealon-Lino	G 13:58	3-4	2-3	0-0	1	2	3	2	0	8	2	1	0	0	0	0	0	0	0	0	0	-1			
25	Darrin Person	G 07:44	1-1	0-0	0-0	0	1	1	2	1	2	0	2	0	0	0	0	0	0	0	0	0	-12			
21	Jamal Briscoe	G 12:05	0-3	0-1	3-4	0	1	1	2	2	3	0	0	0	0	0	0	0	0	0	0	0	-2			
10	DJ Searcy	G 11:09	1-2	0-0	0-0	0	1	1	1	2	3	0	0	0	0	0	0	0	0	0	0	0	-2			
2	Seth Marantos	G 12:39	1-2	1-1	0-0	1	2	1	2	1	3	1	0	0	0	0	0	0	0	0	0	0	8			
34	Jeremy Ray	G 03:59	0-2	0-2	0-0	0	0	0	0	0	0	0	0	0	0	0	0	0	0	0	0	0	1			
24	Grant Highstreet	G 02:10	0-0	0-0	0-0	0	1	1	0	0	0	0	0	0	0	0	0	0	0	0	0	0	1			
35	Maurice Holmes	G 01:46	0-1	0-1	0-0	0	0	0	0	0	0	0	0	0	0	0	0	0	0	0	0	0	1			
Team																										
Totals			18-45	8-23	10-12	5	19	24	19	11	54	6	16	4	1	4	20	Technical Fouls: NONE								

Record: 1-0

NO.	Name	Min	FG			3P			FT			Rebounds			Fouls			TP	AS	TO	ST	Blocks			+/-	
			M	A	%	M	A	%	M	A	%	OR	DR	TOT	PF	FF	FD					BS	BA	BL		
10	Orlando Robinson	F 32:22	6-14	0-4	4-5	3	2	5	2	5	16	3	2	1	3	0	19	0	0	0	0	0	0	22		
3	Isaiah Hill	G 24:05	2-11	1-6	2-2	0	3	3	2	3	7	5	0	0	0	0	0	0	0	0	0	0	0	19		
5	Jordan Campbell	G 29:37	6-10	1-2	1-2	1	3	4	2	2	14	1	2	1	0	0	11	0	0	0	0	0	0	25		
23	Leo Collierio	G 36:56	4-8	0-2	2-2	7	2	9	3	2	10	2	1	0	1	0	11	0	0	0	0	0	0	11		
25	Anthony Holland	G 25:34	5-6	2-2	0-0	2	4	6	0	1	12	1	0	1	0	0	18	0	0	0	0	0	0	18		
22	Destin Whitaker	G 14:17	1-3	1-2	0-0	0	0	0	0	1	3	0	1	1	0	0	12	0	0	0	0	0	0	12		
11	Donavan Yap	G 19:20	3-5	1-1	0-0	0	3	3	2	0	7	0	3	0	0	0	5	0	0	0	0	0	0	5		
0	Kyle Harding	G 08:25	0-0	0-0	0-0	0	0	0	0	0	0	0	0	0	0	0	0	0	0	0	0	0	0	-2		
30	Robert Vahola	G 07:38	2-2	0-0	1-2	1	2	3	0	1	5	0	0	0	0	0	1	0	0	0	0	0	0	1		
33	Steven Vasquez	G 01:46	0-0	0-0	0-0	0	0	0	0	0	0	0	0	0	0	0	0	0	0	0	0	0	0	-1		
Team																										
Totals			29-59	6-19	10-16	16	22	38	11	19	74	12	9	8	4	1	20	Technical Fouls: NONE								

Biggest lead	FPU		FST		Points from Turnovers	IDA	FST	Period by Period Scoring			
	1st	2nd	1st	2nd				TOT			
0 (1st 20:00)	32	13	45	14	23	20	44	FPU	20	34	54
7 (1st 10:09)	17	11	35	4	23	3	4	FST	42	32	74
0	1	1	1	28	15						
0	00:00	36:54									



Official Basketball Box Score - Final
LIU at Fresno State
 11/12/21 Save Mart Center, Fresno
 2021-22 Men's Basketball
 Game Time: 7:05 PM
 Game Duration: 4:18
 Attendance: 9,438
 Officials: Dettre Carr, D.G. Nelson, Rick Batsell

Record: 0-2

NO.	Name	Min	FG			3P			FT			Rebounds			Fouls			TP	AS	TO	ST	Blocks			+/-	
			M	A	%	M	A	%	M	A	%	OR	DR	TOT	PF	FF	FD					BS	BA	BL		
11	Eral Penn	F 27:14	5-13	4-8	1-1	1	1	2	4	3	15	1	0	1	1	1	-7	0	0	0	0	0	0	-7		
24	Tyrn Flowers	F 34:35	10-20	6-14	0-0	3	4	7	3	1	26	1	5	2	0	0	-28	0	0	0	0	0	0	-28		
32	Isaac Kante	F 23:10	3-7	0-2	2-4	1	3	4	4	3	8	1	2	0	0	0	-22	0	0	0	0	0	0	-22		
2	Tre Wood	G 23:56	0-3	0-2	0-0	1	0	1	3	0	0	1	3	0	0	0	-25	0	0	0	0	0	0	-25		
23	Alex Rivera	G 27:22	0-5	0-3	0-0	0	5	2	1	0	0	2	0	0	0	0	-29	0	0	0	0	0	0	-29		
4	Kyndall Davis	G 21:56	4-10	4-0	0-1	1	3	4	2	2	8	1	4	3	0	0	0	0	0	0	0	0	0	0		
44	Quion Burns	24:19	1-6	1-4	0-0	1	2	3	0	3	0	1	1	0	0	0	-3	0	0	0	0	0	0	-3		
20	Jake Cook	06:08	0-0	0-0	0-0	0	1	1	0	0	0	0	0	0	0	0	-1	0	0	0	0	0	0	-1		
1	Noble Crawford	05:57	0-1	0-0	0-0	0	1	0	1	2	0	0	0	0	0	0	-2	0	0	0	0	0	0	-2		
5	Andre Washington	05:23	0-0	0-0	0-0	0	2	2	0	0	0	0	0	0	0	0	-3	0	0	0	0	0	0	-3		
Team																										
Totals			23-65	11-37	3-6	9	21	30	24	10	60	7	16	9	2	3	-24	Technical Fouls: NONE								

Record: 2-0

NO.	Name	Min	FG			3P			FT			Rebounds			Fouls			TP	AS	TO	ST	Blocks			+/-	
			M	A	%	M	A	%	M	A	%	OR	DR	TOT	PF	FF	FD					BS	BA	BL		
10	Orlando Robinson	F 30:58	6-9	0-1	5-5	7	11	18	0	5	17	3	2	1	1	1	24	0	0	0	0	0	0	0	24	
1	Jemarl Baker Jr.	G 32:56	3-12	1-8	2-2	0	4	4	2	4	9	4	7	2	0	0	19	0	0	0	0	0	0	0	19	
3	Isaiah Hill	G 32:39	5-10	2-5	3-4	0	1	2	3	15	3	2	1	0	1	18	0	0	0	0	0	0	0	0	18	
5	Jordan Campbell	G 25:25	6-11	3-6	0-1	0	7	7	0	2	15	3	0	0	0	11	0	0	0	0	0	0	0	0	11	
25	Anthony Holland	G 20:23	3-6	1-4	2-4	2	7	9	2	3	9	1	1	0	0	0	18	0	0	0	0	0	0	0	18	
23	Leo Collierio	19:37	0-1	0-1	4-4	1	0	1	1	3	4	1	3	1	0	0	16	0	0	0	0	0	0	0	16	
22	Destin Whitaker	15:50	3-6	3-5	1-2	3	0	3	0	2	10	0	1	0	0	0	14	0	0	0	0	0	0	0	14	
11	Donavan Yap	09:46	0-2	0-2	0-2	0	1	1	1	1	0	0	1	0	0	0	2	0	0	0	0	0	0	0	2	
34	Braxton Meah	09:54	1-1	0-0	0-0	0	1	1	2	0	2	0	0	0	0	0	3	0	0	0	0	0	0	0	3	
0	Kyle Harding	02:32	1-1	0-0	1-1	0	0	0	0	1	3	1	0	0	0	0	5	0	0	0	0	0	0	0	5	
Team																										
Totals			28-59	10-32	18-25	13	32	45	10	24	84	16	8	3	2	24	Technical Fouls: NONE									

Biggest lead	LIU		FST		Points from Turnovers	IDA	FST	Period by Period Scoring		
	1st	2nd	1st	2						

2021-22 FRESNO STATE MEN'S BASKETBALL • GAME NOTES

Fresno St. at Santa Clara
 Official Basketball Box Score - Final
 11/24/21 The Pavilion at Jovaris, San Juan Capistrano
 2021-22 Men's Basketball
 Game Time: 10:00 PM
 Game Duration: 2:01
 Attendance: 1,700
 Officials: Juan Gelnas, Darryl Corral, Andy Colton

Fresno St. - 59 Record: 5-0

NO. Name	Min	FG		3P		FT		Rebounds		Fouls		TP	AS	TO	ST	Blocks		+/-
		M-A	M-A	M-A	M-A	OR	DR	OR	DR	PF	FF					BS	BA	
10 Orlando Robinson	F 33:46	7-14	2-3	6-7	3	5	8	2	6	22	1	4	0	0	0	0	0	-2
3 Isaiah Hill	G 34:04	1-10	1-5	3-4	0	4	4	1	2	6	0	0	0	0	0	0	0	-1
5 Jordan Campbell	G 27:22	3-12	0-2	6-6	0	4	4	2	3	12	0	0	0	0	3	0	0	0
23 Leo Colimero	G 34:38	3-3	0-0	0-0	4	3	7	2	1	6	2	0	2	0	0	0	2	0
25 Anthony Holland	G 32:56	2-5	2-4	0-0	0	4	4	0	6	4	0	1	0	0	0	0	11	0
13 Deon Stroud	12:38	0-1	0-1	5-6	0	1	1	0	4	5	2	2	1	0	0	0	7	0
22 Destin Whitaker	13:02	0-1	0-1	2-2	0	2	2	2	1	2	0	0	0	0	0	0	4	0
11 Donovan Yap	05:56	0-2	0-1	0-0	0	0	0	1	1	0	0	0	0	0	0	0	8	0
34 Braxton Meah	05:38	0-0	0-0	0-0	0	0	0	2	0	2	0	0	0	0	0	0	6	0
Team					1	1	2			0	2							
Totals		16-49	5-17	22-25	8	24	32	16	18	59	9	8	4	7	0	7		

Shooting By Period
 1st FG% 9-28 32.1%
 3PT% 4-10 40.0%
 FT% 5-5 100%
 2nd FG% 5-21 23.8%
 3PT% 1-7 14.3%
 FT% 17-20 85%
 GM FG% 16-49 32.7%
 3PT% 5-17 29.4%
 FT% 22-25 88.0%
 Dead Ball Rebounds: 4-1

Technical Fouls: NONE

Fresno St. at California
 Official Basketball Box Score - Final
 11/28/21 Haas Pavilion, Berkeley
 2021-22 Men's Basketball
 Game Time: 6:00 PM
 Game Duration: 1:46
 Attendance: 3,857
 Officials: David Hall, Chris Rastatter, Tony Passeri

Fresno St. - 57 Record: 5-1

NO. Name	Min	FG		3P		FT		Rebounds		Fouls		TP	AS	TO	ST	Blocks		+/-
		M-A	M-A	M-A	M-A	OR	DR	OR	DR	PF	FF					BS	BA	
10 Orlando Robinson	F 37:57	9-16	2-7	5-8	2	7	9	2	9	25	4	0	1	4	1	0	-7	
3 Isaiah Hill	G 30:49	4-13	2-5	0-0	0	3	3	3	2	10	0	5	1	0	1	0	-14	
5 Jordan Campbell	G 11:01	2-6	0-1	0-0	1	2	3	0	0	4	0	0	1	0	0	0	-1	
23 Leo Colimero	G 28:26	2-4	0-2	0-0	0	5	5	1	0	4	0	1	1	0	0	0	6	
25 Anthony Holland	G 27:28	3-5	2-3	0-0	0	2	4	0	8	1	0	1	0	0	0	0	-13	
22 Destin Whitaker	22:32	0-1	0-1	1-2	0	1	1	1	1	1	1	1	1	0	0	0	-2	
13 Deon Stroud	22:32	1-5	1-3	0-0	0	2	2	0	0	3	2	2	2	1	0	0	-1	
0 Kyle Harding	11:33	1-1	0-0	0-0	0	1	1	0	1	0	2	2	1	0	0	0	-1	
34 Braxton Meah	07:42	0-0	0-0	0-0	0	2	2	0	0	0	1	0	0	0	0	0	-7	
Team					1	0	1			0	0							
Totals		22-51	7-22	6-10	4	25	29	13	13	57	10	12	7	5	3	-8		

Shooting By Period
 1st FG% 9-25 36.0%
 3PT% 2-9 22.2%
 FT% 1-2 50%
 2nd FG% 13-26 50.0%
 3PT% 5-13 38.5%
 FT% 5-8 62.5%
 GM FG% 22-51 43.1%
 3PT% 7-22 31.8%
 FT% 6-10 60.0%
 Dead Ball Rebounds: 2-0

Technical Fouls: NONE

Santa Clara - 52 Record: 5-1

NO. Name	Min	FG		3P		FT		Rebounds		Fouls		TP	AS	TO	ST	Blocks		+/-
		M-A	M-A	M-A	M-A	OR	DR	OR	DR	PF	FF					BS	BA	
14 Keshawn Justice	F 36:15	3-10	3-7	3-3	0	7	7	1	1	12	1	1	1	0	1	0	-6	
23 Parker Braun	F 38:40	3-7	0-1	2-3	2	8	10	2	4	8	3	1	0	0	0	0	-6	
12 Jaden Bediako	C 22:28	2-0	1-2	2-2	0	4	4	2	5	0	0	0	0	0	0	0	-6	
2 PJ Pipes	G 35:16	5-13	2-5	0-0	2	2	3	1	12	2	5	0	0	1	0	0	-10	
24 Jalen Williams	G 32:23	3-9	2-2	2-2	0	1	1	4	10	3	3	2	0	2	0	0	-4	
4 Jordan Williams	17:28	1-4	0-1	0-0	1	0	1	0	3	2	0	0	1	0	0	0	-11	
1 Carlos Stewart	17:30	1-5	0-2	1-2	0	4	4	1	3	0	3	0	0	2	0	0	-8	
Team					4	0	4			0	2							
Totals		18-50	7-18	9-12	9	24	33	18	16	52	9	15	4	0	7	-7		

Shooting By Period
 1st FG% 10-30 33.3%
 3PT% 3-10 30.0%
 FT% 2-5 40%
 2nd FG% 8-20 40.0%
 3PT% 4-8 50.0%
 FT% 7-7 100%
 GM FG% 18-50 36.0%
 3PT% 7-18 38.9%
 FT% 9-12 75.0%
 Dead Ball Rebounds: 1-0

Technical Fouls: NONE

Biggest lead	FSU		SCU		Points from Turnovers	FSU	SCU	Period by Period Scoring				
	12 (2 nd 11:39)	4 (1 st 17:44)	16	7				1st	2nd	TOT		
Best Scoring Run	9 (1 st 12:22)		6 (2 nd 1:22)		20	18	27	32	59			
Lead Changes	3		3		8	3	25	27	52			
Times Tied	1		0		8	3						
Time with Lead	33:09	05:20			7	5						

California - 65 Record: 3-4

NO. Name	Min	FG		3P		FT		Rebounds		Fouls		TP	AS	TO	ST	Blocks		+/-
		M-A	M-A	M-A	M-A	OR	DR	OR	DR	PF	FF					BS	BA	
13 Kuany Kuany	F 22:22	2-4	1-1	3-4	1	0	1	1	3	8	0	0	1	3	2	12		
15 Grant Anticevich	F 33:32	5-10	2-4	1-1	0	3	3	2	1	13	3	3	0	0	1	12		
22 Andre Kelly	F 29:41	6-8	0-0	2-2	0	5	5	3	1	14	0	0	0	0	0	0	0	
1 Joel Brown	G 26:59	2-5	2-2	0-0	0	3	3	3	1	6	2	4	2	0	1	10		
31 Jordan Shepherd	G 35:32	6-14	1-5	4-5	0	7	7	0	5	17	2	2	0	0	1	7		
3 Jarred Hyder	11:56	1-5	0-1	0-0	0	0	0	0	0	2	1	0	1	0	0	0	0	
21 Lars Thiemann	10:19	0-0	0-0	0-0	1	3	4	3	0	0	0	0	0	0	0	0	-2	
32 Jalen Celestine	17:45	2-3	1-2	0-0	0	1	1	0	1	5	2	1	0	0	0	0	-4	
10 Makale Foreman	05:26	0-2	0-1	0-0	0	0	0	0	1	0	0	0	0	0	0	0	-7	
24 Sam Alajiki	06:28	0-0	0-0	0-0	0	1	1	0	0	0	0	0	0	0	0	0	-4	
Team					1	4	5			0	1							
Totals		24-51	7-16	10-12	3	27	30	13	13	65	10	11	4	3	5	8		

Shooting By Period
 1st FG% 12-26 46.2%
 3PT% 2-5 40.0%
 FT% 2-2 100%
 2nd FG% 12-25 48.0%
 3PT% 5-11 45.5%
 FT% 8-10 80%
 GM FG% 24-51 47.1%
 3PT% 7-16 43.8%
 FT% 10-12 83.3%
 Dead Ball Rebounds: 1-0

Technical Fouls: NONE

Biggest lead	FRE		CAL		Points from Turnovers	FRE	CAL	Period by Period Scoring		
	0 (1 st 20:00)	14 (2 nd 1:48)	4	15				1st	2nd	TOT
Best Scoring Run	6 (2 nd 11:38)		7 (1 st 17:27)		20	20	FRE	21	36	57
Lead Changes	0		2		4	6	CAL	28	37	65
Times Tied	3		4		6	7				
Time with Lead	00:00	34:16			6	7				

San Diego at Fresno State
 Official Basketball Box Score - Final
 12/01/21 Save Mart Center, Fresno
 2021-22 Men's Basketball
 Game Time: 7:05 PM
 Game Duration: 1:56
 Attendance: 3,192
 Officials: Eric Curry, Glen Mayberry, Rick Batez

San Diego - 43 Record: 4-5

NO. Name	Min	FG		3P		FT		Rebounds		Fouls		TP	AS	TO	ST	Blocks		+/-
		M-A	M-A	M-A	M-A	OR	DR	OR	DR	PF	FF					BS	BA	
10 Marcellus Earlington	F 28:39	2-9	0-3	1-4	1	4	5	1	4	5	0	1	0	0	0	0	-17	
15 Vladimir Pinchuk	F 33:59	5-6	0-0	1-4	0	2	2	3	7	11	0	1	1	0	0	0	-11	
0 Bryce Monroe	G 28:54	3-7	0-1	3-4	0	1	1	2	2	9	2	3	0	0	0	0	-16	
1 Jose Townsend	G 31:08	2-9	0-2	2-2	1	1	2	4	0	6	2	2	1	0	1	0	-11	
2 Jasey Calcaterra	G 30:55	4-8	1-4	1-1	0	3	3	2	1	10	3	0	0	0	0	0	-19	
4 Josh Parrish	21:17	1-4	0-1	0-0	0	3	3	1	1	2	0	1	1	0	2	-13		
20 T.J. Berger	05:35	0-1	0-0	0-0	0	1	1	0	0	0	1	1	0	0	1	0	-6	
3 Wayne McKinney III	19:33	0-1	0-0	0-0	0	3	3	4	0	2	2	1	1	0	0	0	-7	
Team					2	0	2			0	0							
Totals		17-45	1-12	8-15	4	18	22	18	15	43	9	11	4	1	4	-20		

Shooting By Period
 1st FG% 8-22 36.4%
 3PT% 0-6 0.0%
 FT% 4-8 50%
 2nd FG% 9-23 39.1%
 3PT% 1-6 16.7%
 FT% 4-7 57.1%
 GM FG% 17-45 37.8%
 3PT% 1-12 8.3%
 FT% 8-15 53.3%
 Dead Ball Rebounds: 3-0

Technical Fouls: NONE

CSUN at Fresno State
 Official Basketball Box Score - Final
 12/04/21 Save Mart Center, Fresno
 2021-22 Men's Basketball
 Game Time: 4:00 PM
 Game Duration: 1:39
 Attendance: 3,762
 Officials: Casey McClellan, James Ford, Nate Harris

CSUN - 43 Record: 3-4

NO. Name	Min	FG		3P		FT		Rebounds		Fouls		TP	AS	TO	ST	Blocks		+/-
		M-A	M-A	M-A	M-A	OR	DR	OR	DR	PF	FF					BS	BA	
11 Christian Gray	F 32:39	0-4	0-1	2-2	4	8	12	2	3	2	1							

2021-22 FRESNO STATE MEN'S BASKETBALL • GAME NOTES

Official Basketball Box Score - Final
Fresno St. at San Francisco
 12/08/21 War Memorial at the Sobrato Center, San Francisco
 2021-22 Men's Basketball
 Game Time: 7:00 PM
 Game Duration: 1:59
 Attendance: 2,442
 Officials: Tony Padilla, Mike Reed, Randy McCut

Fresno St. - 63 Record: 7-2

NO.	Name	Min	FG		3P		FT		Rebounds		Fouls		TP	AS	TO	ST	Blocks			+/-						
			M/A	A/A	M/A	A/A	OR	DR	OR	DR	PF	FD					BS	BA	BA							
10	Orilando Robinson	F 33:36	8-18	0-3	0-0	2-3	5-2	2-0	16	0	4	1	3	1	1	12										
3	Isaiah Hill	G 28:35	2-6	0-2	2-5	1-0	1-4	1-4	6	3	3	1	0	1	1	7										
5	Jordan Campbell	G 22:16	3-7	0-1	0-0	0-3	1-0	0-0	6	0	1	2	0	1	0	0										
23	Leo Colimero	G 11:21	1-4	0-2	0-0	2-0	2-0	0-0	2	1	2	0	0	0	0	3										
25	Anthony Holland	G 33:45	7-11	2-3	3-4	5-4	9-2	2-2	19	1	0	0	0	0	0	3										
22	Destin Whitaker	04:00	0-1	0-0	0-0	0-0	0-0	0-0	0	0	0	0	0	0	0	0										
13	Deon Stroud	13:35	1-3	0-2	0-0	1-3	0-0	2-2	1	0	0	0	0	0	0	0										
1	Jemari Baker Jr.	22:41	2-7	0-3	0-0	1-3	4-1	1-1	4	0	1	1	0	0	0	0										
34	Braxton Meah	10:54	2-2	0-0	0-1	2-4	6-1	2-4	0	2	0	0	0	0	0	0										
4	Junior Ballard	19:17	1-3	1-2	1-2	0-1	1-1	1-1	4	0	0	1	1	1	0	0										
Team									2 1 3			0			1											
Totals			27-62			3-19			6-12			17-20			37-12			12-12			63-6			3-8		

Technical Fouls: NONE

Shooting By Period
 1st FG% 13-33 39.4%
 3PT% 2-10 20.0%
 FT% 3-8 37.5%
 2nd FG% 14-29 48.3%
 FT% 3-4 75%
 3rd FG% 1-9 11.1%
 FT% 3-4 75%
 GM FG% 27-62 43.5%
 3PT% 3-19 15.8%
 FT% 6-12 50.0%
 Dead Ball Rebounds: 2-0

Official Basketball Box Score - Final
UC Irvine at Fresno State
 12/11/21 Save Mart Center, Fresno
 2021-22 Men's Basketball
 Game Time: 4:05 PM
 Game Duration: 2:08
 Attendance: 4,501
 Officials: David Hall, Tommy Nunez, John Paul Guerrero

UC Irvine - 55 Record: 5-2

NO.	Name	Min	FG		3P		FT		Rebounds		Fouls		TP	AS	TO	ST	Blocks			+/-									
			M/A	A/A	M/A	A/A	OR	DR	OR	DR	PF	FD					BS	BA	BA										
0	JC Butler	F 31:38	4-6	2-2	4-7	1-4	5-3	14	1	2	0	0	0	1	0	1													
13	Austin Johnson	F 21:54	0-3	0-0	2-2	2-6	8-3	3-2	0	3	0	1	0	0	0	0													
40	Colin Welp	F 31:29	2-10	0-1	4-4	4-2	6-2	4-8	0	5	0	1	0	0	0	0													
2	Justin John	G 32:05	4-12	2-5	0-0	0-3	3-2	10-3	1	2	0	1	0	1	1	0													
5	Isaiah Lee	G 14:51	0-3	0-3	0-0	1-1	2-1	1-0	1	1	0	1	1	1	0	0													
25	Emmanuel Tshimanga	13:41	2-2	0-0	0-0	0-3	3-2	0-4	0	0	0	0	0	0	0	0													
10	Ofure Ujadughele	09:25	0-0	0-0	0-0	2-4	2-0	0-0	2	4	1	0	0	1	0	0													
22	DJ Davis	27:05	3-9	2-6	8-8	1-0	1-2	3-16	3	2	1	0	1	0	0	0													
21	Langston Redfield	05:06	0-0	0-0	0-0	0-0	0-0	0-0	0	0	0	0	0	0	0	0													
4	Andre Henry	08:29	0-0	0-0	1-2	0-1	1-0	1-0	1	0	1	1	0	1	0	0													
15	Bent Leuchten	04:16	0-0	0-0	0-0	0-0	1-1	1-0	0	1	1	1	0	0	0	0													
Team									0 2 2			0			0														
Totals			15-45			6-17			19-23			11-25			36-20			20-20			55-10			21-7			2-1-8		

Technical Fouls: NONE

Shooting By Period
 1st FG% 7-19 36.8%
 3PT% 2-6 33.3%
 FT% 5-7 71.4%
 2nd FG% 8-26 30.8%
 FT% 14-16 87.5%
 3PT% 4-11 36.4%
 FT% 15-45 33.3%
 GM FG% 6-17 35.3%
 3PT% 19-23 82.6%
 Dead Ball Rebounds: 1-0

Official Basketball Box Score - Final
San Francisco - 71 Record: 10-0

NO.	Name	Min	FG		3P		FT		Rebounds		Fouls		TP	AS	TO	ST	Blocks			+/-									
			M/A	A/A	M/A	A/A	OR	DR	OR	DR	PF	FD					BS	BA	BA										
11	Patrick Tape	F 26:09	1-2	0-0	2-2	2-2	4-0	2-2	4	0	0	1	1	0	3	0													
25	Yauhen Massalski	F 31:47	9-11	0-0	2-6	1-3	4-0	3-20	2	2	1	3	0	19															
0	Khalil Shabazz	G 14:16	0-4	0-0	0-0	0-0	0-0	2-0	0	2	1	3	0	1	0	0													
1	Jamaree Bouyea	G 37:04	11-18	4-8	1-1	5-6	3-2	27-33	3	2	7	3	0	1	5														
15	Gabe Stefanini	G 34:48	3-8	1-3	2-3	0-5	3-3	9-2	4	0	0	1	0	7															
2	Julian Rishwain	22:01	2-5	2-5	0-0	0-3	0-0	1-6	0	2	0	0	0	0	0	0													
10	Josh Kunen	26:15	2-3	1-2	0-0	3-2	5-1	1-5	1	0	0	1	0	0	0	0													
5	Zane Meeks	07:40	0-3	0-3	0-0	1-1	1-0	0-0	0	0	1	0	0	0	0	0													
Team									3 2 5			0			1														
Totals			28-58			8-25			7-12			11-22			33-12			12-7			10-11			9-6			3-8		

Technical Fouls: NONE

Shooting By Period
 1st FG% 10-29 34.5%
 3PT% 2-14 14.3%
 FT% 2-4 50%
 2nd FG% 18-29 62.1%
 3PT% 6-11 54.5%
 FT% 5-8 62.5%
 GM FG% 28-58 48.3%
 3PT% 8-25 32.0%
 FT% 7-12 58.3%
 Dead Ball Rebounds: 4-0

Official Basketball Box Score - Final
Fresno State - 63 Record: 9-2

NO.	Name	Min	FG		3P		FT		Rebounds		Fouls		TP	AS	TO	ST	Blocks			+/-						
			M/A	A/A	M/A	A/A	OR	DR	OR	DR	PF	FD					BS	BA	BA							
10	Orilando Robinson	F 32:53	2-5	0-1	3-5	2-6	8-2	7-7	2	5	4	1	0	10												
3	Isaiah Hill	G 16:40	2-5	1-3	0-0	1-1	2-1	0-5	3	4	2	0	0	3												
5	Jordan Campbell	G 16:57	3-9	0-1	1-1	1-0	1-2	2-7	0	0	0	0	0	0	0	0										
23	Leo Colimero	G 17:29	1-4	0-1	2-2	1-4	5-3	3-4	0	0	2	0	1	11												
23	Leo Colimero	G 35:00	1-6	1-5	0-0	1-2	3-4	4-0	3	0	0	1	0	7												
1	Jemari Baker Jr.	27:37	5-10	2-6	6-6	0-2	1-3	18-22	1	1	0	0	0	6												
13	Deon Stroud	20:59	2-7	0-1	7-7	0-1	1-3	11-3	3	1	0	0	0	0	0	0										
22	Destin Whitaker	02:44	0-0	0-0	0-0	0-0	0-0	0-0	0	0	0	0	0	0	0	0										
34	Braxton Meah	10:08	1-1	0-0	0-0	0-2	1-2	2-2	0	0	1	1	0	0	0	0										
4	Junior Ballard	19:33	2-5	2-5	0-0	0-2	3-2	6-0	0	0	0	0	0	0	0	0										
Team									2 2 4			0			0											
Totals			19-52			6-23			19-21			8-22			30-20			63-10			12-11			2-8		

Technical Fouls: NONE

Shooting By Period
 1st FG% 8-27 29.6%
 3PT% 2-13 15.4%
 FT% 8-8 100%
 2nd FG% 11-25 44.0%
 FT% 4-10 40.0%
 GM FG% 11-13 84.6%
 3PT% 19-52 36.5%
 FT% 6-23 26.1%
 Dead Ball Rebounds: 2-0

Biggest lead 10 (2nd 13:13) 8 (2nd 0:43)
 Best Scoring Run 13 (1st 4:53) 10 (2nd 1:45)
 Lead Changes 2
 Times Tied 4
 Time with Lead 23:39 11:54

Points from Turnovers FSU 9 USF 14
 Paint 40 30
 Second Chance 15 8
 Fast Breaks 4 14
 Bench 14 11

Period by Period Scoring
 FSU 31 32 63
 USF 24 47 71

Biggest lead 2 (1st 19:41) 14 (2nd 10:17)
 Best Scoring Run 6 (1st 4:53) 10 (2nd 10:17)
 Lead Changes 1
 Times Tied 1
 Time with Lead 01:04 37:33

Points from Turnovers UCI 11 FST 26
 Paint 8 18
 Second Chance 10 3
 Fast Breaks 12 12
 Bench 21 37

Period by Period Scoring
 UCI 21 34 55
 FST 26 37 63

Official Basketball Box Score - Final
Cal Poly at Fresno State
 12/17/21 Save Mart Center, Fresno
 2021-22 Men's Basketball
 Game Time: 7:05 PM
 Game Duration: 1:48
 Attendance: 4,461
 Officials: Verne Harris, Eric Curry, Kelly Selt

Cal Poly - 48 Record: 3-8

NO.	Name	Min	FG		3P		FT		Rebounds		Fouls		TP	AS	TO	ST	Blocks			+/-	
			M/A	A/A	M/A	A/A	OR	DR	OR	DR	PF	FD					BS	BA	BA		
4	Brantly Stevenson	F 32:49	5-7	2-2	2-2	2-4	6-2	2-2	14	2	1	0	0	0	0	0	0				
15	Alimamy Koroma	F 26:50	1-6	0-4	2-2	1-0	1-1	2-2	4	1	1	0	0	0	0	0	0				
1	Camren Pierce	G 13:52	0-4	0-2	1-2	0-0	0-0	2-1	2	4	0	0	0	0	0	0	0				
2	Trevon Taylor	F 30:33	3-4	1-1	0-0	1-4	5-2	1-7	2	1	7	2	1	0	0	0	0				
5	Julian Franklin	G 12:45	0-3	0-2	1-2	0-0	0-0	4-3	1	0	1	0	0	0	0	0	0				
3	Kobe Sanders	26:08	2-7	2-6	3-4	2-5	7-7	1-4	9	2	1	0	0	0	0	0	0				
14	Tuukka Jaakkola	11:07	0-0	0-0	0-0	0-0	0-0	3-0	0	0	1	0	0	0	0	0	0				
24	Daniel Esparza	15:20	0-6	0-5	0-0	1-0	1-0	0-0	0	0	1	0	0	0	0	0	0				
33	Kyle Colvin	24:47	4-8	2-5	2-2	1-2	3-0	2-12	0	0	1	0	0	0	0	0	0				
35	Matur Dhal																				

2021-22 FRESNO STATE MEN'S BASKETBALL • GAME NOTES

Official Basketball Box Score - Final
Fresno State at Weber State
 12/23/21 Dee Events Center, Ogden
 2021-22 Men's Basketball
 Game Time: 4:00 PM
 Game Duration: 1:47
 Attendance: 2,637
 Officials: Chris Rastatter, DG Nelson, Tommy Nunez

Fresno State - 69 Record: 10-3

NO.	Name	Min	FG		3P		FT		Rebounds		Fouls		TP	AS	TO	ST	Blocks		+/-
			M/A	A/A	M/A	A/A	OR	DR	OR	DR	PF	FD					BS	BA	
10	Orlando Robinson	F 26:45	8-16	1-3	5-5	3	6	9	0	4	22	1	2	0	3	0	20		
3	Isaiah Hill	G 27:02	2-6	2-5	0-0	5	5	3	1	6	6	1	1	1	0	0	31		
5	Jordan Campbell	G 09:35	0-3	0-1	2-2	0	4	4	1	2	1	0	0	0	1	15			
23	Leo Collierio	G 29:56	2-2	1-1	0-0	2	6	8	3	0	5	3	0	0	0	21			
25	Anthony Holland	G 27:16	4-5	2-3	0-0	1	4	5	2	1	10	0	0	0	0	14			
4	Junior Ballard	G 19:46	3-5	2-4	1-2	1	0	1	5	1	9	2	0	1	1	6			
13	Deon Stroud	20:40	3-9	2-3	0-0	0	0	0	2	3	8	0	0	2	0	14			
11	Donavan Yap	19:53	2-6	1-3	0-0	0	1	1	0	0	5	1	0	0	0	15			
34	Braxton Meah	13:15	1-4	0-0	0-0	1	1	2	3	0	2	0	1	1	0	6			
0	Kyle Harding	02:56	0-1	0-0	0-0	0	1	1	0	0	0	0	0	0	0	-1			
30	Robert Vaihola	02:56	0-0	0-0	0-0	0	2	2	0	0	0	0	0	0	0	-1			
Team			0	0	0	0	0	0	0	0	0	0	0	0	0	0			
Totals			25-58	11-23	8-9	8	30	38	19	11	69	14	7	5	4	2	26		

Shooting By Period
 1st FG%: 15-31 48.4%
 2nd FG%: 8-14 57.1%
 3rd FG%: 6-7 85.7%
 FT%: 10-27 37.0%
 GM FG%: 3-9 33.3%
 FT%: 2-2 100%
 3PT%: 25-58 43.1%
 3PT%: 11-23 47.8%
 FT%: 8-9 88.9%

Dead Ball Rebounds: 2-2

Technical Fouls: NONE

Official Basketball Box Score - Final
Fresno St. at Boise St.
 12/28/21 ExtraMe Arena, Boise
 2021-22 Men's Basketball
 Game Time: 7:00 PM
 Game Duration: 1:38
 Attendance: 4,076
 Officials: Randy McCal, Verne Harris, Jim Schipper

Fresno St. - 55 Record: 10-4 (0-1)

NO.	Name	Min	FG		3P		FT		Rebounds		Fouls		TP	AS	TO	ST	Blocks		+/-
			M/A	A/A	M/A	A/A	OR	DR	OR	DR	PF	FD					BS	BA	
10	Orlando Robinson	F 37:16	10-17	2-4	0-1	3	2	5	1	4	22	3	3	1	0	0	-10		
3	Isaiah Hill	G 29:26	3-12	2-4	1-1	0	0	0	2	2	9	2	0	1	0	2	-14		
4	Junior Ballard	G 27:15	0-5	0-5	0-0	1	1	3	0	0	6	0	2	1	1	0	-7		
5	Jordan Campbell	G 29:15	3-7	0-2	0-0	4	4	2	0	6	0	0	0	2	0	1	-13		
23	Leo Collierio	G 37:02	3-5	0-1	0-0	1	3	4	3	1	6	0	0	0	0	1	0		
13	Deon Stroud	13:49	3-7	0-1	0-0	1	0	1	3	2	6	0	0	0	3	0	3		
11	Donavan Yap	20:15	2-4	0-1	0-0	0	2	2	1	0	4	0	2	0	0	0	0		
34	Braxton Meah	05:42	1-1	0-0	0-0	0	0	0	1	1	2	0	0	0	0	-10			
Team			25-58	4-18	1-2	6	14	20	16	10	55	7	8	8	1	4	-10		
Totals			25-58	4-18	1-2	6	14	20	16	10	55	7	8	8	1	4	-10		

Shooting By Period
 1st FG%: 11-29 37.9%
 3PT%: 3-12 25.0%
 FT%: 0-0 0%
 2nd FG%: 14-29 48.3%
 FT%: 1-2 50%
 3PT%: 1-6 16.7%
 GM FG%: 25-58 43.1%
 3PT%: 4-18 22.2%
 FT%: 1-2 50.0%

Dead Ball Rebounds: 2-1

Technical Fouls: NONE

Official Basketball Box Score - Final
Weber State - 43
 11/11/22 Save Mart Center, Fresno
 2021-22 Men's Basketball
 Game Time: 7:00 PM
 Game Duration: 2:05
 Attendance: 4,076
 Officials: Randy McCal, Verne Harris, Jim Schipper

Weber State - 43 Record: 9-4

NO.	Name	Min	FG		3P		FT		Rebounds		Fouls		TP	AS	TO	ST	Blocks		+/-
			M/A	A/A	M/A	A/A	OR	DR	OR	DR	PF	FD					BS	BA	
2	Dillon Jones	F 35:58	1-5	0-1	2-2	2	8	10	3	4	4	2	1	2	0	0	-18		
20	Alex Tew	C 13:22	0-1	0-0	0-2	0	1	1	3	1	0	1	0	1	1	0	-3		
5	Seikou Sisocho Jawara	G 25:25	2-7	1-5	1-1	1	2	3	0	1	6	1	3	0	0	-12			
15	Koby McEwen	G 30:43	3-11	1-6	3-3	2	6	8	1	2	10	0	3	0	0	-12			
24	JJ Overton	G 30:16	4-8	0-1	4-6	1	2	3	0	5	12	0	2	0	1	-19			
11	Michal Kozak	12:18	0-2	0-2	0-0	0	0	0	1	0	0	0	0	1	0	-17			
0	Zahir Porter	19:01	1-6	0-2	2-2	0	0	0	0	1	4	0	0	0	0	-23			
44	Dyson Koehler	10:30	1-3	1-2	0-0	2	2	2	1	3	1	0	0	0	1	-10			
3	KJ Cunningham	08:32	0-3	0-0	0-0	1	1	1	0	1	0	0	0	0	0	-5			
34	Cody Carlson	13:55	0-2	0-0	4-4	0	1	1	3	4	0	0	1	0	0	-1			
Team			0	0	0	0	0	0	0	0	0	0	0	0	0	0			
Totals			12-48	3-19	16-20	7	22	29	11	19	43	5	10	5	2	4	-26		

Shooting By Period
 1st FG%: 6-27 22.2%
 3PT%: 1-10 10.0%
 FT%: 5-7 71.4%
 2nd FG%: 6-21 28.6%
 3PT%: 2-9 22.2%
 FT%: 11-13 84.6%
 GM FG%: 12-48 25.0%
 3PT%: 3-19 15.8%
 FT%: 16-20 80.0%

Dead Ball Rebounds: 1-2

Technical Fouls: NONE

Official Basketball Box Score - Final
Boise St. - 65
 11/11/22 Save Mart Center, Fresno
 2021-22 Men's Basketball
 Game Time: 7:00 PM
 Game Duration: 2:05
 Attendance: 4,076
 Officials: Randy McCal, Verne Harris, Jim Schipper

Boise St. - 65 Record: 10-4 (1-0)

NO.	Name	Min	FG		3P		FT		Rebounds		Fouls		TP	AS	TO	ST	Blocks		+/-
			M/A	A/A	M/A	A/A	OR	DR	OR	DR	PF	FD					BS	BA	
2	Tyson Degenhart	F 29:49	2-3	2-3	0-0	1	4	5	1	1	6	1	0	2	1	0	2		
24	Abu Kigab	F 30:34	3-7	0-1	0-2	1	7	8	2	2	6	6	4	1	0	1	11		
33	Mladen Armus	F 33:56	4-7	0-0	4-6	4	2	6	4	5	12	0	3	0	2	0	13		
10	Marcus Shaver Jr.	G 33:56	7-12	4-7	0-0	0	4	4	0	1	18	4	2	1	1	0	12		
14	Emmanuel Akot	G 27:57	5-9	2-5	0-0	0	2	2	3	2	12	0	4	0	0	0	3		
12	Max Rice	27:38	1-3	0-1	2-2	0	6	6	0	4	4	1	0	0	0	0	6		
23	Naje Smith	16:30	3-4	1-2	0-0	1	0	1	0	1	7	1	2	0	0	0	3		
Team			0	1	0	0	0	0	0	0	0	0	0	0	0	0	0		
Totals			25-45	9-19	6-10	7	26	33	10	16	65	7	15	4	4	1	10		

Shooting By Period
 1st FG%: 13-20 65.0%
 3PT%: 6-8 75.0%
 FT%: 3-4 75.0%
 2nd FG%: 12-25 48.0%
 3PT%: 3-11 27.3%
 FT%: 3-4 75.0%
 GM FG%: 25-45 55.6%
 3PT%: 9-19 47.4%
 FT%: 6-10 60.0%

Dead Ball Rebounds: 2-0

Technical Fouls: NONE

Biggest lead: 32 (2nd 10:45) 0 (1st 20:00)
 Best Scoring Run: 14 (1st 6:09) 5 (2nd 8:37)
 Lead Changes: 0
 Times Tied: 0
 Time with Lead: 38:39 00:00

Points from Turnovers	FST	WSU	Period by Period Scoring	
			1st	2nd
15	5	5	44	25
18	18	69	18	25
8	7	5	18	43

Biggest lead: 2 (1st 10:11) 10 (1st 4:27)
 Best Scoring Run: 8 (1st 10:11) 11 (2nd 3:01)
 Lead Changes: 6
 Times Tied: 3
 Time with Lead: 03:26 33:35

Points from Turnovers	FRES	Boise	Period by Period Scoring	
			1st	2nd
14	6	26	25	30
34	26	55	35	30
4	2	65	12	11

LIVESTATS

Official Basketball Box Score - Final
San Jose State at Fresno State
 01/11/22 Save Mart Center, Fresno
 2021-22 Men's Basketball
 Game Time: 7:00 PM
 Game Duration: 1:54
 Attendance: 2,076
 Officials: Verne Harris, Mike Reed, Michael Irving

San Jose State - 59 Record: 7-6 (0-1)

NO.	Name	Min	FG		3P		FT		Rebounds		Fouls		TP	AS	TO	ST	Blocks		+/-
			M/A	A/A	M/A	A/A	OR	DR	OR	DR	PF	FD					BS	BA	
15	Trey Anderson	F 35:14	5-11	4-7	4-8	2	3	5	5	5	18	0	2	0	0	0	-11		
31	Tibet Gorener	F 23:48	1-5	1-4	0-0	0	3	3	1	0	3	0	0	2	0	0	-7		
0	Omani Moore	G 36:47	4-8	1-1	2-3	1	4	5	1	3	11	5	1	1	0	0	-19		
13	Alvaro Cardenas	G 23:30	2-5	0-2	2-2	0	2	2	2	1	6	1	0	0	0	0	-28		
44	Trey Smith	G 35:40	3-8	1-5	1-1	0	1	1	1	1	8	2	3	0	0	-18			
0	Myron Amey, Jr.	17:49	3-7	0-1	0-1	0	0	0	1	1	6	0	0	0	0	-9			
2	Shon Robinson	18:06	1-3	0-1	0-0	0	4	4	5	2	2	0	2	0	0	-7			
1	Caleb Simmons	09:06	2-3	1-1	0-0	1	0	1	0	0	5	0	0	0	0	-1			
Team			1	3	4	0	0	0	0	1	0	0	0	0	0	0			
Totals			21-50	8-22	9-15	5	20	25	16	13	59	8	9	3	0	-20			

Shooting By Period
 1st FG%: 10-28 35.7%
 3PT%: 3-13 23.1%
 FT%: 5-7 71.4%
 2nd FG%: 11-22 50.0%
 3PT%: 4-8 50.0%
 FT%: 4-8 50.0%
 GM FG%: 21-50 42.0%
 3PT%: 8-22 36.4%
 FT%: 9-15 60.0%

Dead Ball Rebounds: 3-0

Technical Fouls: NONE

Official Basketball Box Score - Final
Utah State at Fresno State
 01/19/22 Save Mart Center, Fresno
 2021-22 Men's Basketball

Game Time: 8:10 PM
 Game Duration: 1:55
 Attendance: 5,013

Officials: Gregory Nixon, Tony Padilla, Kevin Bill

Utah State - 54
 Record: 10-8 (1-4)

NO. Name	Min	FG			FT			Rebounds		Fouls		TP	AS	TO	ST	Blocks		+/-
		M-A	M-A	M-A	OR	DR	TOT	PF	FD	BS	BA							
4 Brandon Horvath	F 32:16	4-7	1-2	0-2	1	5	6	4	1	9	0	1	0	0	0	0	0	-4
34 Justin Bain	F 35:40	4-13	0-1	2-3	0	2	2	2	3	10	0	3	3	0	0	1	-7	
2 Sean Bairstow	G 38:29	5-10	0-2	2-2	1	5	6	0	3	12	5	3	0	1	1	0	-7	
3 Steven Ashworth	G 24:29	1-2	1-2	0-0	1	0	1	4	0	3	0	3	1	0	0	0	8	
15 Rylan Jones	G 29:05	4-9	0-4	0-0	0	1	1	3	1	8	2	2	2	1	0	0	-10	
11 Max Shulga	25:42	0-2	0-1	4-5	0	3	3	0	7	4	2	3	0	0	0	3		
32 Trevin Dorius	14:19	4-4	0-0	0-1	2	5	7	4	1	8	0	1	1	0	0	-3		
Team					0	2	2			0								
Totals		22-47	12-12	8-13	5	23	28	17	16	54	9	15	9	1	3	-7		

Technical Fouls: NONE

Shooting By Period
 1st FG% 15-26 57.7%
 3PT% 1-4 25.0%
 FT% 0-1 0%
 2nd FG% 7-21 33.3%
 3PT% 1-8 12.5%
 FT% 8-12 66.7%
 GM FG% 22-47 46.8%
 3PT% 2-12 16.7%
 FT% 8-13 61.5%
 Dead Ball Rebounds: 1-0

Official Basketball Box Score - Final
Utah State at Nevada
 01/21/22 Lawlor Events Center, Reno
 2021-22 Men's Basketball

Game Duration: 2:17
 Attendance: 6,944

Officials: Chris Rastatter, DG Nelson, Delore Carr

Fresno State - 73
 Record: 13-5 (3-2)

NO. Name	Min	FG			FT			Rebounds		Fouls		TP	AS	TO	ST	Blocks		+/-
		M-A	M-A	M-A	OR	DR	TOT	PF	FD	BS	BA							
10 Orlando Robinson	F 36:33	9-18	3-5	5-6	5	7	12	2	4	26	4	5	1	0	3	2		
3 Isaiah Hill	G 36:22	8-13	5-8	1-2	0	2	2	4	4	22	4	5	1	0	0	-4		
5 Jordan Campbell	G 25:19	3-6	2-3	2-2	0	0	0	3	1	10	1	0	0	0	0	4		
23 Leo Collierio	G 20:50	1-1	0-0	0-0	0	1	1	3	0	2	0	0	0	0	0	8		
25 Anthony Holland	G 34:39	2-5	1-3	0-0	2	5	7	4	2	5	2	0	3	1	0	-6		
13 Deon Stroud	15:38	1-9	1-8	0-0	2	4	6	1	1	3	0	3	0	0	0	-1		
22 Destin Whitaker	13:31	0-1	0-1	2-2	0	1	1	1	3	2	0	2	0	0	0	-10		
4 Junior Ballard	10:03	0-1	0-1	3-3	0	0	0	0	4	1	3	0	1	0	0	-7		
11 Donovan Yap	03:38	0-1	0-1	0-0	0	0	0	0	0	1	0	1	0	0	0	0		
30 Robert Vahola	03:27	0-0	0-0	0-1	0	1	1	2	1	0	1	1	0	0	0	-6		
Team					3	1	4			0								
Totals		24-55	12-30	13-16	12	22	34	24	18	73	12	16	8	1	3	-4		

Technical Fouls: Whitaker 2nd 0:18

Shooting By Period
 1st FG% 12-26 46.2%
 3PT% 5-12 41.7%
 FT% 8-9 88.9%
 2nd FG% 12-29 41.4%
 3PT% 7-18 38.9%
 FT% 5-7 71.4%
 GM FG% 24-55 43.6%
 3PT% 12-30 40.0%
 FT% 13-16 81.3%
 Dead Ball Rebounds: 0-0

Official Basketball Box Score - Final
Fresno State - 61
 Record: 13-4 (3-1)

NO. Name	Min	FG			FT			Rebounds		Fouls		TP	AS	TO	ST	Blocks		+/-
		M-A	M-A	M-A	OR	DR	TOT	PF	FD	BS	BA							
10 Orlando Robinson	F 34:14	4-12	0-2	3-4	1	12	13	4	5	11	6	1	1	3	0	7		
3 Isaiah Hill	G 34:37	1-7	0-3	5-5	1	1	2	3	7	2	3	0	0	0	0	4		
5 Jordan Campbell	G 24:37	1-1	1-2	0	2	2	2	4	0	1	0	0	0	0	0	7		
23 Leo Collierio	G 20:24	4-5	1-1	0	2	1	3	0	0	9	0	2	1	0	1	-6		
25 Anthony Holland	G 38:29	3-7	3-6	4-4	0	5	5	1	4	13	0	3	2	0	0	7		
13 Deon Stroud	21:09	4-8	1-4	5-5	0	2	2	2	4	14	0	1	0	0	0	-1		
11 Donovan Yap	05:23	0-1	0-1	0-0	0	0	0	0	0	9	1	1	0	0	0	3		
22 Destin Whitaker	15:21	1-2	1-2	0	0	0	0	2	0	3	0	0	0	0	0	10		
34 Braxton Meah	01:57	0-0	0-0	0-0	0	0	0	1	0	0	0	0	0	0	0	0		
30 Robert Vahola	03:49	0-0	0-0	0-0	0	1	1	0	0	0	0	1	0	0	0	0		
Team					3	0	3			0								
Totals		18-46	7-20	18-20	7	24	31	16	17	61	9	15	7	3	1	7		

Technical Fouls: NONE

Shooting By Period
 1st FG% 5-23 21.7%
 3PT% 3-10 30.0%
 FT% 8-9 88.9%
 2nd FG% 13-23 56.5%
 3PT% 4-10 40.0%
 FT% 10-11 90.9%
 GM FG% 18-46 39.1%
 3PT% 7-20 35.0%
 FT% 18-20 90.0%
 Dead Ball Rebounds: 0-0

Official Basketball Box Score - Final
Nevada - 77
 Record: 9-7 (3-2)

NO. Name	Min	FG			FT			Rebounds		Fouls		TP	AS	TO	ST	Blocks		+/-
		M-A	M-A	M-A	OR	DR	TOT	PF	FD	BS	BA							
5 Warren Washington	F 28:56	3-4	0-0	3-6	1	2	3	5	9	2	1	1	1	1	0	-2		
50 Will Baker	C 21:16	6-7	2-2	0-0	2	3	5	0	2	14	1	1	1	0	0	5		
11 Kenan Blackshear	G 24:38	6-9	2-2	2-5	2	3	5	4	5	16	0	1	2	0	0	-9		
4 Desmond Cambridge Jr.	G 31:33	4-8	0-3	1-1	0	3	3	1	2	9	2	2	2	0	0	5		
25 Grant Sherfield	G 38:43	6-14	3-7	2-3	0	5	5	2	17	7	1	1	0	0	5			
42 K.J. Hymes	11:45	1-2	0-1	3-6	0	1	1	1	3	5	0	0	0	0	0	0		
14 Tre Coleman	16:19	1-3	0-1	1-4	0	0	0	1	3	1	1	2	0	1	1			
20 Daniel Foster	22:24	1-2	0-1	2-4	3	6	5	2	4	2	3	2	0	0	1			
3 Alem Huseinovic	04:26	0-1	0-1	0-0	0	0	0	0	1	0	0	2	2	0	0			
Team					1	2	3			0								
Totals		28-50	7-18	14-29	9	22	31	18	24	77	15	12	13	3	1	4		

Technical Fouls: NONE

Shooting By Period
 1st FG% 15-23 65.2%
 3PT% 2-8 25.0%
 FT% 4-8 50%
 2nd FG% 13-27 48.1%
 3PT% 5-10 50.0%
 FT% 10-21 47.6%
 GM FG% 28-50 56.0%
 3PT% 7-18 38.9%
 FT% 14-29 48.3%
 Dead Ball Rebounds: 6-0

USU FS

Biggest lead	16 (1 st 3:45)	7 (2 nd 0:17)
Best Scoring Run	13 (1 st 10:15)	8 (1 st 0:52)
Lead Changes	5	
Times Tied	4	
Time with Lead	30:19	08:09

Points from Turnovers: USU 17, FS 13
 Paint: USU 32, FS 16
 Second Chance: USU 7, FS 12
 Fast Breaks: USU 11, FS 9
 Bench: USU 12, FS 17

Period by Period Scoring
 USU 31 23 54
 FS 21 40 61

FST NEV

Biggest lead	9 (1 st 14:09)	12 (2 nd 11:06)
Best Scoring Run	7 (1 st 15:39)	12 (2 nd 11:06)
Lead Changes	7	
Times Tied	3	
Time with Lead	21:16	16:57

Points from Turnovers: FST 11, NEV 14
 Paint: FST 22, NEV 34
 Second Chance: FST 14, NEV 10
 Fast Breaks: FST 5, NEV 7
 Bench: FST 8, NEV 12

Period by Period Scoring
 FST 37 36 73
 NEV 36 41 77

LIVESTATS
 Official Basketball Box Score - Final
Fresno State at New Mexico
 01/25/22 The Pit, Albuquerque, NM
 2021-22 Men's Basketball

Game Time: 7:00 PM
 Game Duration: 1:49
 Attendance: 8,033

Officials: Eric Curry, Brad Ferrie, Shawn Leigh

Fresno State - 65
 Record: 14-5 (4-2)

LIVESTATS
 Official Basketball Box Score - Final
Boise State at Fresno State
 01/29/22 Save Mart Center, Fresno
 2021-22 Men's Basketball

Game Time: 8:00 PM
 Game Duration: 5:37
 Attendance: 8,259

Officials: Randy McCall, John Higgins, Mike Reed

Boise State - 68
 Record: 17-4 (8-0)

NO. Name	Min	FG			FT			Rebounds		Fouls		TP	AS	TO	ST	Blocks		+/-
		M-A	M-A	M-A	OR	DR	TOT	PF	FD	BS	BA							
10 Orlando Robinson	F 14:31	4-7	0-0	3-4	1	3	4	1	2	11	3	1	1	0	0	8		
3 Isaiah Hill	G 34:27	4-9	2-4	0-1	1	1	1	2	10	2	4	2	1	0	0	9		
5 Jordan Campbell	G 38:06	1-2	0-0	0-0	0	1	1	2	0	0	0	1	0	0	0	3		
23 Leo Collierio	G 33:10	3-4	0-0	0-0	1	4	5	2	1	6	0	0	1	0	0	7		
25 Anthony Holland	G 38:30	6-13	3-6	7-9	3	5	8	1	7	22	0	1	2	0	2	-2		
30 Robert Vahola	20:33	0-1	0-0	1-4	2	8	10	2	2	1	2	0	0	0	0	1		
22 Destin Whitaker	11:37	0-1	0-0	0-0	0	0	0	4	0	2	0	0	0	0	0	5		
11 Donovan Yap	23:36	1-5	1-2	2-2	0	0	0	1	1	5	1	3	1	0	0	1		
13 Deon Stroud	10:34	2-3	1-1	0-0	0	1	1	2	5	0	1	0	0	0	0	-4		
34 Braxton Meah	04:56	1-1	0-0	1-2	0	1	1	1	3	0	1	0	0	0	0	-4		
Team					0	1	1			0								
Totals		22-46	7-13	14-22	7	25	32	17	18	65	10	12	7	1	4	5		

Technical Fouls: NONE

Shooting By Period
 1st FG% 15-25 60.0%
 3PT% 6-9 66.7%
 FT% 5-8 62.5%
 2nd FG% 7-21 33.3%
 FT% 9-14 64.3%
 GM FG% 22-46 47.8%
 3PT% 7-13 53.8%
 FT% 14-22 63.6%
 Dead Ball Rebounds: 4-1

NO. Name	Min	FG			FT			Rebounds		Fouls		TP	AS	TO	ST	Blocks		+/-
		M-A	M-A	M-A	OR	DR	TOT	PF	FD	BS	BA							
2 Tyson Degenhart	F 40:56	2-8	2-4	2-2	0	5	5	0	6	8	1	0	1	1	2	-4		
24 Abu Kigab	F 35:54	4-12	1-6	2-2	0	1	1	4	1	11	1	0	1	1	0	10		
33 Mladen Armus	F 15:57	0-1	0-0	0-0	0	2	2	5	1	0	0	0	0	0	1	-7		
10 Marcus Shaver Jr.	G 37:12	5-12	1-3	3-4														

2021-22 FRESNO STATE MEN'S BASKETBALL GAME NOTES

Fresno St. at San Jose St.

02/01/22 Provident Credit Union Event Center, San Jose
2021-22 Men's Basketball

Game Time: 8:00 PM
Game Duration: 1:58
Attendance: 2,116

Officials: David Hal, Michael Irving, Nate Harris

Official Basketball Box Score - Final
Nevada at Fresno State
02/04/22 Save Mart Center, Fresno
2021-22 Men's Basketball

Game Time: 8:15 PM
Game Duration: 1:56
Attendance: 5,887

Officials: Verne Harris, Michael Greenstein, Randy Richardson

Fresno St. - 73												
Record: 15-6 (3-3)												
NO. Name	Min	FG	3P	FT	Rebounds	Fouls	TP	AS	TO	ST	Blocks	+
		M-A	M-A	M-A	OR DR TOT	PF	FD				BS BA	
10 Orlando Robinson	F 32:41	6-12	0-1	6-7	0 5 5	0 6	18	5	2	0	0	0
3 Isaiah Hill	G 29:06	4-6	3-3	0-0	0 3 3	3 1	11	3	2	1	0	0
5 Jordan Campbell	G 23:25	5-8	0-1	1-1	0 4 4	2 1	11	0	2	3	0	0
23 Leo Colimero	G 34:37	5-7	1-1	0-1	3 3 6	4 1	11	3	0	2	0	0
25 Anthony Holland	G 29:58	2-4	1-2	2-2	0 2 2	2 4	7	3	1	0	0	0
22 Destin Whitaker	06:02	0-0	0-0	0-0	0 0 0	0 0	0	0	1	0	0	0
11 Donovan Yap	14:32	0-2	0-0	2-2	1 5 6	2 1	2	1	1	0	0	0
4 Junior Ballard	22:20	4-5	3-4	0-0	2 2 2	1 1	11	0	0	0	0	0
30 Robert Vaihola	07:19	1-2	0-0	0-0	1 2 3	0 2	2	0	0	0	0	0
Totals		27-46	8-12	11-13	5 26 31	14 17	73	15	9	6	0	0

Shooting By Period	
1st FG%	13.23 56.5%
3PT%	4.8 50.0%
FT%	2.3 66.7%
2nd FG%	14.23 60.9%
3PT%	4.4 100.0%
FT%	9.10 90%
GM FG%	27-46 58.7%
3PT%	8-12 66.7%
FT%	11-13 84.6%

Dead Ball Rebounds: 0

Nevada - 56												
Record: 9-11 (3-6)												
NO. Name	Min	FG	3P	FT	Rebounds	Fouls	TP	AS	TO	ST	Blocks	+
		M-A	M-A	M-A	OR DR TOT	PF	FD				BS BA	
14 Tre Coleman	F 36:54	3-6	2-3	0-0	0 3 3	1 1	8	2	2	1	0	0
50 Will Baker	C 19:28	3-11	0-3	8-10	3 1 4	4 6	14	1	0	1	0	0
1 Kenan Blackshear	G 25:58	4-7	1-2	1-2	0 1 1	5 3 0	1	3	0	0	1	0
3 Alem Husejinovic	G 24:09	1-3	1-3	0-0	1 2 3	3 1	0	1	0	0	0	0
20 Daniel Foster	G 30:06	1-4	0-1	0-0	0 1 1	3 1	2	2	3	2	0	0
4 Desmond Cambridge Jr.	37:06	6-13	2-4	2-4	0 10 10	2 1	16	4	1	1	2	1
42 K.J. Hymes	20:32	1-1	0-0	1-5	0 4 4	1 4	3	0	0	1	0	0
15 DeAndre Henry	03:59	0-0	0-0	0-0	0 2 2	1 0	0	0	0	0	0	0
0 Jalen Weaver	01:48	0-0	0-0	0-0	0 0 0	0 0	0	0	0	0	0	0
Totals		19-45	6-16	12-21	5 24 29	20 17	56	10	11	5	3	3

Shooting By Period	
1st FG%	7.22 31.8%
3PT%	3.6 50.0%
FT%	7.14 50%
2nd FG%	12.23 52.2%
3PT%	3.10 30.0%
FT%	5.7 71.4%
GM FG%	19-45 42.2%
3PT%	6-16 37.5%
FT%	12-21 57.1%

Dead Ball Rebounds: 4

San Jose St. - 43												
Record: 7-13 (0-8)												
NO. Name	Min	FG	3P	FT	Rebounds	Fouls	TP	AS	TO	ST	Blocks	+
		M-A	M-A	M-A	OR DR TOT	PF	FD				BS BA	
2 Shon Robinson	F 23:56	3-7	1-3	1-2	0 4 4	3 3	8	1	2	1	0	0
31 Tibet Gorener	F 32:30	3-8	1-5	0-0	0 2 2	1 1	7	1	3	1	0	0
10 Omari Moore	G 35:39	5-9	0-2	1-1	1 6 7	5 1	11	4	2	2	0	0
13 Alvaro Cardenas	G 32:53	2-5	0-2	0-0	1 2 3	2 3	4	3	1	0	0	0
44 Trey Smith	G 28:07	1-5	1-4	0-0	0 0 0	0 0	3	1	1	0	0	0
15 Trey Anderson	24:33	3-5	1-3	3-3	1 1 1	5 4	10	0	1	1	0	0
0 Myron Arney, Jr.	14:28	0-4	0-3	0-0	1 1 0	1 0	0	0	0	0	0	0
42 Josh O'Garro	07:54	0-2	0-1	0-0	1 0 1	1 1	0	0	1	0	0	0
Totals		17-46	4-23	5-6	4 15 19	17 14	43	10	11	5	0	0

Shooting By Period	
1st FG%	10.23 43.5%
3PT%	1.9 11.1%
FT%	2.2 100%
2nd FG%	7.23 30.4%
3PT%	3.14 21.4%
FT%	3-4 75%
GM FG%	17-46 37.0%
3PT%	4-23 17.4%
FT%	5-6 83.3%

Dead Ball Rebounds: 0

Fresno State - 73												
Record: 16-6 (6-3)												
NO. Name	Min	FG	3P	FT	Rebounds	Fouls	TP	AS	TO	ST	Blocks	+
		M-A	M-A	M-A	OR DR TOT	PF	FD				BS BA	
10 Orlando Robinson	F 28:34	6-16	1-3	2-6	4 2 6	4 6	15	3	2	1	1	1
3 Isaiah Hill	G 35:48	4-7	2-5	4-4	0 0 0	1 4	14	6	2	3	0	0
5 Jordan Campbell	G 28:01	3-8	1-3	1-2	0 4 4	1 1	8	2	2	0	0	0
23 Leo Colimero	G 20:40	0-0	0-0	2-2	0 3 3	4 2	2	0	1	0	0	0
25 Anthony Holland	G 37:39	7-12	3-6	4-4	3 7 10	1 2	21	1	0	0	0	1
4 Junior Ballard	17:14	3-7	2-5	0-0	0 2 2	2 4	8	0	0	0	0	0
11 Donovan Yap	06:30	1-3	0-1	0-0	2 2 1	0 2	0	0	1	0	0	0
30 Robert Vaihola	11:26	0-0	0-0	0-1	1 4 5	3 1	0	0	1	0	0	0
22 Destin Whitaker	12:08	1-1	1-1	0-0	0 0 0	1 0	3	0	0	0	0	0
Totals		25-54	10-24	13-19	9 26 35	18 20	73	13	8	5	3	1

Shooting By Period	
1st FG%	11.29 37.9%
3PT%	4.16 25.0%
FT%	7.10 70%
2nd FG%	14.25 56.0%
3PT%	6.8 75.0%
FT%	6.9 66.7%
GM FG%	25-54 46.3%
3PT%	10-24 41.7%
FT%	13-19 68.4%

Dead Ball Rebounds: 2

Points from		FSU		SJSU		Period by Period Scoring		
Turnovers	14	9	1st	2nd	TOT			
Paint	30	24	FSU	32	41	73		
Second Chance	8	7	SJSU	23	20	43		
Fast Breaks	2	0						
Bench	15	10						

Points from		NEVADA		FS		Period by Period Scoring		
Turnovers	8	13	1st	2nd	TOT			
Paint	0	19	NEVADA	24	32	56		
Second Chance	9	12	FS	33	40	73		
Fast Breaks	10	4						
Bench	19	13						

LIVESTATS

Official Basketball Box Score - Final

Wyoming at Fresno State

02/06/22 Save Mart Center, Fresno

2021-22 Men's Basketball

Game Time: 4:00 PM

Game Duration: 1:58

Attendance: 6,017

Officials: Chris Rastatter, Deldre Carr, Mike Scyphers

Wyoming - 61												
Record: 19-3 (8-1)												
NO. Name	Min	FG	3P	FT	Rebounds	Fouls	TP	AS	TO	ST	Blocks	+
		M-A	M-A	M-A	OR DR TOT	PF	FD				BS BA	
25 Jeremiah Oden	F 27:46	1-4	0-2	0-0	2 4 6	2 0	2	2	2	0	0	0
33 Graham Ike	F 25:22	6-13	0-0	2-3	3 5 8	3 3	14	1	3	0	0	1
0 Drake Jeffries	G 40:00	1-5	1-5	3-4	2 7 9	2 3	6	0	1	0	1	0
5 Brendan Wenzel	G 36:18	4-7	3-6	1-2	2 5 7	0 2	12	0	0	0	0	0
24 Hunter Maldonado	G 40:00	8-16	0-3	5-6	2 6 8	1 6	21	6	4	0	1	2
10 Hunter Thompson	14:38	2-7	2-7	0-0	0 0 0	2 1	6	0	0	0	0	0
53 Xavier DuSell	15:56	0-3	0-2	0-0	0 3 3	3 0	0	1	0	0	0	0
Totals		22-55	6-25	11-15	14 32 46	13 15	61	10	11	0	2	3

Shooting By Period	
1st FG%	12.28 26.9%
3PT%	4.15 26.7%
FT%	0-0 0%
2nd FG%	10.27 37.0%
FT%	11-15 73.3%
GM FG%	22-55 40.0%
3PT%	6-25 24.0%
FT%	11-15 73.3%

Dead Ball Rebounds: 2

LIVESTATS

Official Basketball Box Score - Final

Fresno State at Colorado State

02/11/22 Moby Arena, Fort Collins, Colo.

2021-22 Men's Basketball

Game Time: 7:30 PM

Game Duration: 1:45

Attendance: 8,083

Officials: Mike Reed, Rodrick Dixon, Gregory Nixon

Fresno State - 50												
Record: 16-8 (6-5)												
NO. Name	Min	FG	3P	FT	Rebounds	Fouls	TP	AS	TO	ST	Blocks	+
		M-A	M-A	M-A	OR DR TOT	PF	FD				BS BA	
10 Orlando Robinson	F 34:19	9-16	1-5	5-6	5 3 8	2 5	24	2	3	1	1	2
3 Isaiah Hill	G 35:51	3-10	1-6	0-0	0 2 2	0 1	7	5	1	0	0	0
5 Jordan Campbell	G 19:29	1-2	0-1	0-0	1 1 2	1 1	2	0	3	0	0	0
23 Leo Colimero	G 15:02	0-1	0-0	0-0	1 1 2	2 0	0	0	0	0	0	0
25 Anthony Holland	G 33:42	1-8	0-2	2-2	3 9 12	3 1	4	1	2	0	0	0
4 Junior Ballard	21:18	2-8	2-7	0-0	0 4 4	4 0	6	0	1	1	0	0
11 Donovan Yap	08:46	1-4	0-3	0-0	1 2 3	0 0	2	1	0	0	0	0
22 Destin Whitaker	22:27	1-4	1-3	0-0	0 0 0	1 0	3	0	1	0	0	0
34 Braxton Meah	08:46	1-1	0-0	0-0	0 3 3	1 1	2	0				

2021-22 FRESNO STATE MEN'S BASKETBALL • GAME NOTES

Official Basketball Box Score - Final
UNLV at Fresno State
 02/16/22 Save Mart Center, Fresno
 2021-22 Men's Basketball
 Game Time: 7:40 PM
 Game Duration: 2:00
 Attendance: 4,723
 Record: 15-11 (7-6)
 Officials: Randy McCall, Randy Heimerman, Kelly Set

NO.	Name	Min	FG		3P		FT		Rebounds		Fouls		TP	AS	TO	ST	Blocks		+/-
			M-A	M-A	M-A	M-A	OR	DR	OR	DR	PF	FD					BS	BA	
14	Royce Hamm Jr.	F 23:36	4-7	2-3	2-2	0	5	5	3	1	12	1	0	0	0	0	0	0	6
1	Michael Nuga	G 22:49	2-3	1-2	0-2	0	6	6	3	1	5	0	1	0	0	0	0	0	13
5	Jordan McCabe	G 34:20	1-7	1-4	2-2	1	0	1	0	2	5	3	1	2	0	0	0	0	6
10	Keshon Gilbert	G 18:19	1-2	1-1	0-0	0	2	2	1	1	3	1	1	1	0	0	0	0	6
13	Bryce Hamilton	G 37:42	6-20	3-11	2-2	1	6	7	3	2	17	4	3	0	0	0	1	7	
2	Justin Webster	F 17:25	2-5	1-3	0-0	0	1	1	0	0	5	0	0	0	0	0	0	-5	
12	David Muka	F 18:18	1-1	0-0	0-0	3	5	8	2	2	1	1	0	2	0	0	0	-4	
0	Victor Iwuakor	G 17:02	2-3	0-0	2-3	3	3	6	2	2	6	0	1	0	1	0	0	-3	
3	Donovan Williams	G 09:36	2-4	0-1	1-1	0	1	1	3	2	5	1	2	0	0	0	0	-5	
22	Josh Baker	G 02:53	0-0	0-0	0-0	0	0	0	0	0	0	0	0	0	0	0	0	-6	
Team						1	4	5			0	0	3						
Totals			21-52	9-25	9-12	9	33	42	18	11	60	11	13	3	3	1	3		

Technical Fouls: NONE

Official Basketball Box Score - Final
San Diego State at Fresno State
 02/19/22 Save Mart Center, Fresno
 2021-22 Men's Basketball
 Game Time: 7:10 PM
 Game Duration: 1:55
 Attendance: 7,281
 Record: 17-6 (9-3)
 Officials: Chris Rastalter, Kevin Brit, Jim Schipper

NO.	Name	Min	FG		3P		FT		Rebounds		Fouls		TP	AS	TO	ST	Blocks		+/-
			M-A	M-A	M-A	M-A	OR	DR	OR	DR	PF	FD					BS	BA	
0	Keshad Johnson	F 31:13	6-10	1-4	0-0	1	4	5	0	1	13	1	1	1	0	1	1	21	
31	Nathan Mensah	F 19:32	2-4	0-1	0-1	1	2	3	4	2	4	0	1	2	3	0	0	13	
3	Matt Bradley	G 33:05	1-8	0-2	0-0	7	7	1	2	2	4	1	3	0	1	0	1	16	
4	Troy Pulliam	G 34:14	3-8	1-2	2-2	1	0	1	2	2	9	8	2	1	0	0	0	25	
5	Lamont Butler	G 20:03	1-4	1-2	0-0	0	2	2	3	1	3	0	1	0	0	0	0	8	
22	Tahirou Diabate	G 08:25	0-1	0-0	0-0	0	0	0	0	2	0	0	0	0	0	0	0	10	
2	Adam Seiko	G 13:51	1-3	1-3	0-0	0	0	0	0	0	1	3	0	0	0	0	0	-1	
33	Aguek Arop	G 06:52	0-0	0-0	0-0	0	0	0	0	0	0	0	0	0	0	0	0	-4	
20	Chad Baker-Mazara	G 20:42	6-7	4-5	4-4	0	3	2	2	2	20	1	1	1	0	0	0	19	
23	Joshua Tomaic	G 12:03	3-3	1-1	0-0	1	1	2	1	7	0	2	0	0	0	0	0	-6	
Team						2	1	3			0	2							
Totals			23-48	9-20	6-7	6	20	26	16	12	61	14	11	7	4	2	17		

Technical Fouls: NONE

Official Basketball Box Score - Final
Fresno State - 57
 Record: 16-9 (6-6)
 Technical Fouls: NONE

NO.	Name	Min	FG		3P		FT		Rebounds		Fouls		TP	AS	TO	ST	Blocks		+/-
			M-A	M-A	M-A	M-A	OR	DR	OR	DR	PF	FD					BS	BA	
10	Orlando Robinson	F 29:04	3-14	0-3	1-2	0	4	4	5	7	2	3	1	0	1	0	1	-3	
3	Isaiah Hill	G 35:51	6-15	2-7	0-0	0	4	4	1	14	4	1	2	0	1	0	1	5	
5	Jordan Campbell	G 26:44	1-5	0-2	2-2	2	4	6	1	1	4	1	0	0	1	0	0	-5	
23	Leo Colimiero	G 24:06	0-2	0-2	1-2	0	3	3	2	2	1	0	0	0	0	0	0	-12	
25	Anthony Holland	G 36:19	3-10	2-5	3-3	3	0	3	1	13	1	3	0	1	0	1	0	3	
4	Junior Ballard	F 21:54	4-8	3-7	3-3	0	3	3	1	11	1	2	0	0	0	0	0	1	
30	Robert Vahola	F 16:50	1-1	0-0	1-3	2	2	4	0	3	3	0	0	0	0	0	0	7	
34	Braxton Meah	G 04:37	1-1	0-0	1-1	0	0	0	0	2	3	0	0	0	0	0	0	-1	
11	Donavan Yap	G 04:28	0-0	0-0	0-0	0	1	0	0	0	0	0	0	0	0	0	0	-9	
22	Destin Whitaker	G 00:07	0-0	0-0	0-0	0	0	0	0	0	0	0	0	0	0	0	0	-1	
Team						1	2	3			0	0							
Totals			19-56	7-26	12-16	8	23	31	11	18	57	11	6	4	1	3	-3		

Technical Fouls: NONE

Official Basketball Box Score - Final
Fresno State - 44
 Record: 16-10 (6-7)
 Technical Fouls: NONE

NO.	Name	Min	FG		3P		FT		Rebounds		Fouls		TP	AS	TO	ST	Blocks		+/-
			M-A	M-A	M-A	M-A	OR	DR	OR	DR	PF	FD					BS	BA	
10	Orlando Robinson	F 38:10	3-10	0-2	3-7	3	5	8	1	6	9	1	4	0	1	1	0	-17	
3	Isaiah Hill	G 37:07	4-9	4-8	3-4	1	2	3	2	6	15	2	3	0	1	0	1	-11	
5	Jordan Campbell	G 22:38	2-8	0-3	0-0	1	0	1	2	0	4	0	3	0	1	1	0	-8	
23	Leo Colimiero	G 14:38	1-3	0-0	0-0	0	3	1	0	2	1	1	2	0	1	0	0	-4	
25	Anthony Holland	G 33:03	2-4	2-4	1-2	1	4	5	1	1	7	0	0	1	0	0	0	-14	
4	Junior Ballard	F 15:20	0-2	0-1	0-0	0	1	1	2	0	0	1	0	0	0	0	0	-7	
30	Robert Vahola	F 16:39	2-2	0-0	0-0	0	2	2	1	4	0	1	0	0	0	0	0	-11	
13	Deon Stroud	F 17:22	0-2	0-2	3-4	1	0	1	1	2	3	2	1	1	0	0	0	-2	
34	Braxton Meah	G 02:10	0-0	0-0	0-0	0	0	0	0	0	0	0	0	0	0	0	0	-6	
0	Kyle Harding	G 02:53	0-1	0-0	0-0	0	0	0	0	0	0	0	0	0	0	0	0	-6	
Team						2	3	5			0	1							
Totals			14-41	6-20	10-17	9	20	29	12	16	44	7	14	4	2	4	-17		

Technical Fouls: NONE

Biggest lead	UNLV		Points from Turnovers	UNLV		Period by Period Scoring
	7 (2 nd 6:01)	13 (1 st 9:05)		4	21	
Best Scoring Run	16 (1 st 2:34)		15 (1 st 9:05)		Paint	18 18
Lead Changes	9		8		Second Chance	8 7
Times Tied	5		14		Fast Breaks	14 9
Time with Lead	19:07	15:41	Bench		18 20	UNLV 33 27 60
						FS 31 26 57

Biggest lead	SDSU		Points from Turnovers	SDSU		Period by Period Scoring
	18 (2 nd 13:45)	7 (1 st 10:32)		14	8	
Best Scoring Run	11 (1 st 6:30)		5 (1 st 10:32)		Paint	20 14
Lead Changes	1		7		Second Chance	7 11
Times Tied	2		4		Fast Breaks	4 5
Time with Lead	27:01	09:37	Bench		30 7	SDSU 30 31 61
						FS 20 24 44

Game Notes: Coaching box warning, 2nd 7:14 FSU

Official Basketball Box Score - Final
Fresno State at Air Force
 02/22/22 Clune Arena, U.S. Air Force Academy
 2021-22 Men's Basketball
 Game Time: 7:00 PM
 Game Duration: 1:58
 Attendance: 545
 Record: 17-10 (7-7)
 Officials: Michael Greenstein, Tommy Nunez, Shawn Leigh

NO.	Name	Min	FG		3P		FT		Rebounds		Fouls		TP	AS	TO	ST	Blocks		+/-
			M-A	M-A	M-A	M-A	OR	DR	OR	DR	PF	FD					BS	BA	
10	Orlando Robinson	F 32:28	8-12	0-1	10-11	2	4	6	3	10	26	3	4	0	1	1	1	32	
3	Isaiah Hill	G 31:18	6-10	3-6	0-0	0	1	1	0	15	4	2	1	0	1	0	0	26	
5	Jordan Campbell	G 15:22	0-0	0-0	0-0	0	3	3	1	0	0	0	1	0	1	0	0	13	
23	Leo Colimiero	G 19:19	2-2	0-0	4-4	1	4	5	2	8	3	2	0	0	0	0	0	23	
25	Anthony Holland	G 31:59	2-4	2-3	0-0	1	5	5	1	6	2	0	0	0	1	1	0	27	
4	Junior Ballard	G 09:12	1-3	0-2	0-0	0	0	0	0	2	0	0	0	0	0	0	0	0	
13	Deon Stroud	F 24:54	0-3	0-2	0-0	0	1	1	0	0	0	0	0	0	0	0	0	6	
30	Robert Vahola	G 07:21	1-2	0-0	0-0	0	1	1	1	2	0	0	0	1	1	1	0	-5	
0	Kyle Harding	G 06:34	0-1	0-0	0-0	0	0	0	0	0	2	0	0	0	0	0	0	-1	
22	Destin Whitaker	G 06:43	0-0	0-0	0-0	0	1	1	0	0	0	1	0	1	0	0	0	0	
34	Braxton Meah	G 11:29	2-2	0-0	0-1	0	8	8	2	1	4	0	1	0	1	0	0	2	
11	Donavan Yap	G 02:08	1-1	0-0	0-0	0	0	0	0	0	2	0	0	0	0	0	0	0	
33	Steven Vasquez	G 01:13	0-0	0-0	0-0	0	1	1	0	0	0	0	0	0	0	0	0	2	

2021-22 FRESNO STATE MEN'S BASKETBALL • GAME NOTES

Official Basketball Box Score - Final
Fresno State at San Diego State
 03/02/22 Steve Fisher Court at Viejas Arena, San Diego
 2021-22 Men's Basketball
 Game Time: 6:10 PM
 Game Duration: 2:44
 Attendance: 12,414
 Officials: Mike Scypchys, D.G. Nelson, Tommy Nunez

Fresno State - 64 Record: 18-11 (8-8)

NO.	Name	Min	FG		3P		FT		Rebounds		Fouls		TP	AS	TO	ST	Blocks		+/-	
			M/A	A/A	M/A	A/A	OR	DR	OR	DR	PF	FD					BS	BA		
10	Oriando Robinson	F 47:38	4-13	0-3	9-12	2	9	11	2	9	11	2	9	17	1	4	2	0	0	-2
3	Isaiah Hill	G 44:45	1-10	0-3	2-2	0	4	4	4	1	4	4	4	0	0	0	0	0	0	-2
5	Jordan Campbell	G 33:29	7-13	3-5	2-2	0	0	0	4	1	19	0	1	2	0	1	5	0	1	9
23	Leo Colimero	G 09:18	0-2	0-0	0-0	1	1	2	3	1	0	0	0	0	0	0	0	0	0	-13
25	Anthony Holland	G 36:59	4-8	4-7	2-2	1	7	8	2	3	14	1	2	1	0	0	1	0	0	0
4	Junior Ballard	25:11	1-3	1-2	0-2	0	1	1	2	2	3	1	0	1	0	1	0	1	-6	
30	Robert Vaihola	01:46	0-0	0-0	0-0	0	0	0	0	0	0	0	0	0	0	0	0	0	-8	
34	Braxton Meah	27:42	1-1	0-0	2-2	0	8	8	4	1	4	0	0	0	0	2	0	0	3	
11	Deon Stroud	22:25	1-6	0-2	0-2	0	1	1	3	1	3	1	2	3	0	0	0	0	1	
13	Donavan Yap	03:37	0-0	0-0	1-2	0	1	1	1	1	1	0	1	1	0	2	0	0	2	
Team						2	1	3				0		1						
Totals			19-56	8-22	18-26	6	33	39	25	20	64	10	16	8	2	5	-1			

Technical Fouls: NONE

Shooting By Period
 1st FG% 6-17 35.3%
 3PT% 2-6 33.3%
 FT% 10-14 71.4%
 2nd FG% 10-26 38.5%
 3PT% 5-11 45.5%
 FT% 5-8 62.5%
 OTFG% 3-3 100%
 3PT% 1-5 20.0%
 FT% 3-4 75%
 GM FG% 19-56 33.9%
 3PT% 8-22 36.4%
 FT% 18-26 69.2%
 Dead Ball Rebounds: 3, 0

Official Basketball Box Score - Final
Fresno St. at Wyoming
 03/05/22 Arena Auditorium, Laramie, Wyo.
 2021-22 Men's Basketball
 Game Time: 2:00 PM
 Game Duration: 2:07
 Attendance: 6,230
 Officials: Chris Rastatter, Randy Richardson, Ryan MacDermid

Fresno St. - 64 Record: 18-12 (8-9)

NO.	Name	Min	FG		3P		FT		Rebounds		Fouls		TP	AS	TO	ST	Blocks		+/-
			M/A	A/A	M/A	A/A	OR	DR	OR	DR	PF	FD					BS	BA	
10	Oriando Robinson	F 42:57	10-21	4-7	10-14	2	7	9	2	8	34	5	3	1	3	0	0	0	-8
3	Isaiah Hill	G 40:05	3-7	0-3	1-2	0	4	4	2	3	7	2	3	0	0	1	0	0	-3
5	Jordan Campbell	G 26:54	2-7	0-2	0-0	0	1	1	5	0	4	1	0	0	1	1	9	0	1
23	Leo Colimero	G 24:42	2-3	0-0	0-0	2	2	4	2	1	4	1	0	0	0	0	0	0	-13
25	Anthony Holland	G 42:05	4-5	3-3	0-0	0	4	4	0	0	11	0	2	1	0	0	0	0	0
4	Junior Ballard	28:31	0-2	0-2	0-0	0	4	4	5	1	0	1	0	1	1	0	0	0	0
11	Donavan Yap	05:26	0-1	0-1	0-0	0	0	0	0	0	0	0	0	0	0	0	0	0	1
34	Braxton Meah	06:16	1-1	0-0	1-1	2	3	4	2	2	0	0	0	0	0	1	0	0	2
13	Deon Stroud	03:48	0-0	0-0	0-0	0	1	1	0	0	0	0	0	0	0	2	0	0	-5
30	Robert Vaihola	02:26	1-1	0-0	0-0	1	0	0	0	0	2	0	2	0	0	0	0	0	-3
22	Destin Whitaker	01:50	0-0	0-0	0-0	0	0	0	0	0	1	0	0	0	0	0	0	0	0
Team						1	1	2				0		1					
Totals			23-48	7-18	11-17	7	26	33	21	15	64	11	17	3	5	2	-4		

Technical Fouls: NONE

Shooting By Period
 1st FG% 12-22 54.5%
 3PT% 4-9 44.4%
 FT% 0-1 0%
 2nd FG% 6-19 42.1%
 3PT% 2-7 28.6%
 FT% 11-14 78.6%
 OTFG% 3-7 42.9%
 3PT% 1-2 50.0%
 FT% 0-2 0%
 GM FG% 23-48 47.9%
 3PT% 7-18 38.9%
 FT% 11-17 64.7%
 Dead Ball Rebounds: 3, 0

Official Basketball Box Score - Final
San Diego State - 65 Record: 20-7 (12-4)

NO.	Name	Min	FG		3P		FT		Rebounds		Fouls		TP	AS	TO	ST	Blocks		+/-
			M/A	A/A	M/A	A/A	OR	DR	OR	DR	PF	FD					BS	BA	
0	Keshad Johnson	F 42:06	3-5	0-0	3-4	1	1	2	6	3	9	0	2	0	1	0	0	0	-5
31	Nathan Mensah	F 18:08	1-4	0-0	1-1	2	4	6	5	2	3	1	1	0	2	0	0	0	0
3	Matt Bradley	G 39:09	8-18	2-7	8-10	1	9	10	3	8	26	2	2	1	1	2	4	0	1
4	Trey Pulliam	G 38:45	4-13	1-4	0-2	0	2	2	3	9	4	2	2	0	0	0	1	0	1
5	Lamont Butler	G 26:39	0-5	0-0	0-0	0	2	2	2	0	0	1	2	2	0	0	0	0	-6
22	Tahirou Diabate	22:23	1-3	0-0	3-8	5	2	7	4	6	5	0	2	0	1	0	0	0	6
2	Adam Seiko	32:44	2-4	2-4	0-0	0	4	4	2	0	6	0	1	0	0	0	0	0	5
33	Aguek Arop	06:33	2-3	0-0	1-2	0	1	2	0	3	5	0	1	1	0	0	0	0	6
20	Chad Baker-Mazara	12:45	1-4	0-0	0-0	2	2	2	1	0	2	1	0	0	0	0	0	0	-2
23	Joshua Tomic	10:48	0-2	0-1	0-0	0	3	3	0	0	0	0	1	0	0	0	0	0	4
Team						0	4	4				0		0					
Totals			22-61	5-20	16-27	10	34	44	20	25	65	9	14	6	5	2	1		

Technical Fouls: NONE

Shooting By Period
 1st FG% 10-27 37.0%
 3PT% 3-10 30.0%
 FT% 4-7 57.1%
 2nd FG% 9-26 34.6%
 3PT% 1-5 20.0%
 FT% 8-13 61.5%
 OTFG% 3-8 37.5%
 3PT% 1-5 20.0%
 FT% 4-7 57.1%
 GM FG% 22-61 36.1%
 3PT% 5-20 25.0%
 FT% 16-27 59.3%
 Dead Ball Rebounds: 7, 2

Official Basketball Box Score - Final
Wyoming - 68 Record: 24-7 (13-5)

NO.	Name	Min	FG		3P		FT		Rebounds		Fouls		TP	AS	TO	ST	Blocks		+/-
			M/A	A/A	M/A	A/A	OR	DR	OR	DR	PF	FD					BS	BA	
10	Hunter Thompson	F 21:47	1-2	1-1	0-0	1	1	2	3	1	3	1	0	0	0	0	1	3	0
33	Graham Ike	F 32:21	6-14	0-0	4-5	1	7	8	5	8	16	1	3	2	1	2	7	0	1
0	Drake Jeffries	G 45:00	1-6	1-6	1-2	2	2	4	2	4	1	0	1	0	1	0	0	0	4
24	Hunter Maldonado	G 45:00	3-9	0-1	4-7	2	4	6	2	7	10	8	3	3	0	1	4	0	1
53	Xavier DuSell	G 39:09	6-17	5-13	4-4	2	3	5	1	3	21	0	0	1	0	1	0	1	10
5	Brendan Wenzel	07:49	0-0	0-0	0-0	1	2	0	0	0	0	0	0	0	0	0	0	0	0
21	Noah Reynolds	05:51	0-0	0-0	0-0	0	0	0	0	0	0	0	0	0	0	0	0	0	-6
25	Jeremiah Oden	28:03	5-8	4-7	0-2	0	2	2	3	0	14	0	1	0	1	0	0	0	-10
Team						2	1	3				0		3					
Totals			22-56	11-28	13-20	11	21	32	15	21	68	12	11	7	2	5	4		

Technical Fouls: NONE

Shooting By Period
 1st FG% 11-24 45.8%
 3PT% 8-16 50.0%
 FT% 2-2 100%
 2nd FG% 8-25 32.0%
 FT% 2-10 20%
 OTFG% 3-7 42.9%
 3PT% 1-1 100.0%
 FT% 4-8 50%
 GM FG% 22-56 39.3%
 3PT% 11-28 39.3%
 FT% 13-20 65.0%
 Dead Ball Rebounds: 4, 0

	FS	SDSU
Biggest lead	5 (2nd 7:10)	10 (1st 11:15)
Best Scoring Run	9 (2nd 8:06)	11 (1st 11:15)
Lead Changes	12	
Times Tied	5	
Time with Lead	10:41	35:18

Points from Turnovers	FS	SDSU
	9	16

Period by Period Scoring	1st	2nd	OT1	OT2	TOT
FS	24	30	6	4	64
SDSU	27	27	6	5	65

	FSU	WYO
Biggest lead	5 (1st 11:30)	10 (2nd 13:10)
Best Scoring Run	10 (2nd 18:40)	11 (2nd 13:10)
Lead Changes	12	
Times Tied	4	
Time with Lead	09:27	31:20

Points from Turnovers	FSU	WYO
	10	20

Period by Period Scoring	1st	2nd	OT1	TOT
FSU	28	29	7	64
WYO	32	25	11	68

LIVESTATS
 BY STATS SPORTS

LIVESTATS
 BY STATS SPORTS

Official Basketball Box Score - Final
San Jose St. at Fresno St.
 03/09/22 Thomas & Mack Center, Las Vegas
 2021-22 Men's Basketball
 Game Time: 4:00 PM
 Game Duration: 2:08
 Attendance: 1,000
 Officials: Mike Greenstein, Jim Schipper, Nate Harris

San Jose St. - 67 Record: 8-23

NO.	Name	Min	FG		3P		FT		Rebounds		Fouls		TP	AS	TO	ST	Blocks		+/-
			M/A	A/A	M/A	A/A	OR	DR	OR	DR	PF	FD					BS	BA	
15	Trey Anderson	F 40:35	4-7	2-4	0-0	0	2	2	4	1	10	1	3	1	0	0	0	0	-1
31	Tibet Gorener	F 20:45	3-5	2-4	0-0	0	3	3	1	0	8	0	0	0	0	0	0	0	0
5	Ibrahima Diallo	C 09:47	1-3	0-0	0-4	0	2	2	5	2	2	0	1	0	0	1	0	0	-14
10	Omari Moore	G 42:45	7-14	2-4	3-6	3	10	13	4	3	19	8	4	1	0	0	0	0	-4
13	Alvaro Cardenas	G 42:																	



BAKER JR., Jemarl

SEASON	TEAM	GP-GS	MIN	AVG	FG-FGA	FG%	3FG-3FGA	3FG%	FT-FTA	FT%	OFF	DEF	TOT	AVG	PF-FO	A	TO	BLK	STL	PTS	AVG
2018-19	UK	28-0	254	9.1	20-61	.328	13-42	.310	11-15	.733	1	14	15	0.5	23-0	12	10	2	4	64	2.3
2019-20	UA	32-0	620	19.4	64-177	.362	36-105	.343	19-23	.826	11	64	75	2.3	53-1	73	23	5	23	183	5.7
2020-21	UA	12-12	353	29.4	50-124	.403	24-70	.343	20-24	.833	2	32	34	2.8	22-1	21	12	4	7	144	12.0
2021-22	Fresno	5-2	121	24.3	14-41	.341	5-23	.217	10-11	.909	1	17	18	3.6	4-0	10	10	1	6	43	8.6
TOTAL FOR Fresno		5-2	121/24.3	14-41	.341	5-23	.217	10-11	.909	1	17	18	3.6	4-0	10	10	1	6	43	8.6	
TOTAL		77-14	1348/17.5	148-403	.367	78-240	.325	60-73	.822	15	127	142	1.8	102-2	116	55	12	40	434	5.6	

Single Game Highs

Statistic	Value
Points	33 vs Northern Ariz. 12/07/20
Rebounds	7 at Washington St. 01/02/21
Assists	7 vs Long Beach St. 11/24/19
Steals	3 vs Northern Ariz. 11/06/19, vs Long Beach St. 11/24/19, vs Northern Ariz. 12/07/20
Blocks	3 at Washington 12/31/20
FG Made	12 vs Northern Ariz. 12/07/20
FG Attempts	17 vs Stanford 12/19/20
3FG Made	8 vs Stanford 12/19/20
3FG Attempts	13 vs Stanford 12/19/20
FT Made	6 vs UC Irvine 12/11/21
FT Attempts	7 vs Colorado 12/28/20



BALLARD, Junior

SEASON	TEAM	GP-GS	MIN	AVG	FG-FGA	FG%	3FG-3FGA	3FG%	FT-FTA	FT%	OFF	DEF	TOT	AVG	PF-FO	A	TO	BLK	STL	PTS	AVG
2018-19	CPO	15-0	228	15.2	23-73	.315	12-44	.273	18-26	.692	5	35	40	2.7	32-0	8	15	2	2	76	5.1
2019-20	CPO	30-24	806	26.9	126-327	.385	46-129	.357	96-131	.733	18	92	110	3.7	79-2	41	60	8	30	394	13.1
2020-21	Fresno	23-19	584	25.4	51-146	.349	39-116	.336	25-37	.676	8	52	60	2.6	40-1	15	19	5	11	166	7.2
2021-22	Fresno	22-9	395	17.9	37-96	.385	27-76	.355	14-19	.737	3	24	27	1.2	43-2	11	10	3	9	115	5.2
TOTAL FOR Fresno		45-21	979/21.7	88-242	.364	66-192	.344	39-56	.696	11	76	87	1.9	83-3	26	29	8	20	281	6.2	
TOTAL		90-45	2012/22.4	237-642	.369	124-365	.340	153-213	.718	34	203	237	2.6	194-5	75	104	18	52	751	8.3	

Single Game Highs

Statistic	Value
Points	32 vs Cal St. Fullerton 01/30/20
Rebounds	7 vs UT Arlington 12/21/18, at Cal St. Fullerton 02/15/20, at UC Riverside 01/23/20
Assists	5 vs UC Davis 02/20/20
Steals	2 12 times
Blocks	2 4 times
FG Made	9 vs Cal St. Fullerton 01/30/20
FG Attempts	21 at Cal St. Fullerton 02/15/20
3FG Made	5 at Fresno St. 12/01/18, at UNLV 02/26/21, vs Cal Poly 12/17/21
3FG Attempts	9 5 times
FT Made	11 vs Cal St. Fullerton 01/30/20
FT Attempts	14 vs Cal St. Fullerton 01/30/20



CAMPBELL, Jordan

SEASON	TEAM	GP-GS	MIN	AVG	FG-FGA	FG%	3FG-3FGA	3FG%	FT-FTA	FT%	OFF	DEF	TOT	AVG	PF-FO	A	TO	BLK	STL	PTS	AVG
2018-19	OSU	6-0	21	3.5	5-8	.625	1-3	.333	1-2	.500	1	2	3	0.5	1-0	2	2	0	1	12	2.0
2019-20	Fresno	8-0	115	14.3	14-46	.304	1-11	.091	4-6	.667	4	11	15	1.9	15-0	5	12	1	1	33	4.1
2020-21	Fresno	23-3	322	14.0	37-87	.425	7-28	.250	22-36	.611	15	39	54	2.3	16-0	13	19	6	12	103	4.5
2021-22	Fresno	31-31	702	22.7	89-206	.432	15-58	.259	25-32	.781	13	80	93	3.0	58-1	29	33	11	21	218	7.0
TOTAL FOR Fresno		62-34	1139/18.4	140-339	.413	23-97	.237	51-74	.689	32	130	162	2.6	89-1	47	64	18	34	354	5.7	
TOTAL		68-34	1160/17.1	145-347	.418	24-100	.240	52-76	.684	33	132	165	2.4	90-1	49	66	18	35	366	5.4	

Single Game Highs

Statistic	Value
Points	19 at San Diego St. 03/03/22
Rebounds	9 vs San Jose St. 01/10/21
Assists	4 vs Cal Poly 12/17/21
Steals	3 at San Jose St. 02/01/22
Blocks	3 vs Santa Clara 11/24/21
FG Made	7 at San Diego St. 03/03/22
FG Attempts	15 vs San Diego St. 01/14/20
3FG Made	3 vs LIU 11/12/21, at San Diego St. 03/03/22
3FG Attempts	6 vs LIU 11/12/21
FT Made	6 vs Santa Clara 11/24/21
FT Attempts	6 at New Mexico 01/07/20, vs San Jose St. 01/10/21, vs Santa Clara 11/24/21

COLIMERIO, Leo

SEASON	TEAM	GP-GS	MIN	AVG	FG-FGA	FG%	3FG-3FGA	3FG%	FT-FTA	FT%	OFF	DEF	TOT	AVG	PF-FO	A	TO	BLK	STL	PTS	AVG
2020-21	Fresno	18-1	194	10.8	11-23	.478	2-7	.286	3-8	.375	10	9	19	1.1	17-0	10	10	1	6	27	1.5
2021-22	Fresno	31-28	762	24.6	62-104	.596	4-19	.211	19-25	.760	52	86	138	4.5	60-0	29	26	4	22	147	4.7
TOTAL		49-29	956/19.5	73-127	.575	6-26	.231	22-33	.667	62	95	157	3.2	77-0	39	36	5	28	174	3.6	

Single Game Highs

Statistic	Value
Points	11 vs Boise St. 01/28/22, at San Jose St. 02/01/22
Rebounds	10 vs Cal Poly 12/17/21, vs Boise St. 01/28/22
Assists	3 at Weber St. 12/23/21, at San Jose St. 02/01/22, at Air Force 02/22/22
Steals	2 8 times
Blocks	1 5 times
FG Made	5 vs Boise St. 01/28/22, at San Jose St. 02/01/22
FG Attempts	8 vs Fresno Pacific 11/09/21
3FG Made	1 6 times
3FG Attempts	2 7 times
FT Made	4 vs LIU 11/12/21, at Air Force 02/22/22
FT Attempts	4 vs LIU 11/12/21, at Air Force 02/22/22



HARDING, Kyle

SEASON	TEAM	GP-GS	MIN	AVG	FG-FGA	FG%	3FG-3FGA	3FG%	FT-FTA	FT%	OFF	DEF	TOT	AVG	PF-FO	A	TO	BLK	STL	PTS	AVG
2020-21	Fresno	24-2	247	10.3	22-58	.379	8-31	.258	4-14	.286	4	27	31	1.3	25-0	18	30	3	19	56	2.3
2021-22	Fresno	11-0	49	4.5	2-6	.333	0-1	.000	1-4	.250	0	5	5	0.5	3-0	7	1	0	3	5	0.5
TOTAL		35-2	296/8.5	24-64	.375	8-32	.250	5-18	.278	4	32	36	1.0	28-0	25	31	3	22	61	1.7	

Single Game Highs

Statistic	Value
Points	9 vs William Jessup 11/25/20
Rebounds	7 vs William Jessup 11/25/20
Assists	3 at Nevada 01/15/21, vs New Mexico 01/30/21
Steals	3 vs William Jessup 11/25/20
Blocks	1 vs Wyoming 01/04/21, vs William Jessup 11/25/20, vs Colorado St. 03/11/21
FG Made	3 vs Wyoming 01/04/21, vs William Jessup 11/25/20, vs New Mexico 01/30/21
FG Attempts	6 at Colorado St. 12/30/20, vs Wyoming 01/04/21, vs San Jose St. 01/08/21
3FG Made	1 8 times
3FG Attempts	6 vs San Jose St. 01/08/21
FT Made	2 vs William Jessup 11/25/20
FT Attempts	3 vs William Jessup 11/25/20, at Boise St. 01/20/21, vs Fresno Pacific 11/09/21

HILL, Isaiah

SEASON	TEAM	GP-GS	MIN	AVG	FG-FGA	FG%	3FG-3FGA	3FG%	FT-FTA	FT%	OFF	DEF	TOT	AVG	PF-FO	A	TO	BLK	STL	PTS	AVG
2019-20	Tulsa	31-7	634	20.4	45-133	.338	13-55	.236	28-40	.700	4	49	53	1.7	42-0	69	58	4	31	131	4.2
2020-21	Fresno	24-23	722	30.1	79-194	.407	35-91	.385	52-61	.852	11	64	75	3.1	41-0	79	66	5	32	245	10.2
2021-22	Fresno	31-31	1020	32.9	112-284	.394	53-142	.373	44-64	.688	9	78	87	2.8	67-0	96	77	3	31	321	10.4
TOTAL FOR Fresno		55-54	1743/31.7	191-478	.400	88-233	.378	96-125	.768	20	142	162	2.9	108-0	175	143	8	63	566	10.3	
TOTAL		86-61	2376/27.6	236-611	.386	101-288	.351	124-165	.752	24	191	215	2.5	150-0	244	201	12	94	697	8.1	

Single Game Highs

Statistic	Value
Points	25 vs Wyoming 02/06/22
Rebounds	10 at Boise St. 03/02/21
Assists	8 vs Oral Roberts 11/12/19
Steals	3 6 times
Blocks	2 vs Colorado St. 03/11/21
FG Made	10 vs Wyoming 02/06/22
FG Attempts	17 vs Wyoming 02/06/22
3FG Made	5 at Nevada 01/21/22
3FG Attempts	9 vs Wyoming 02/06/



HOLLAND, Anthony

SEASON	TEAM	GP-GS	MIN	AVG	FG-FGA	FG%	3FG-3FGA	3FG%	F-THROWS	FT-FTA	FT%	OFF	DEF	TOT	AVG	PF-FO	A	TO	BLK	STL	PTS	AVG
2019-20	Fresno	29-7	698	24.1	35-95	.368	31-80	.388	18-26	.692		30	104	134	4.6	64-2	21	15	9	15	119	4.1
2020-21	Fresno	22-21	634	28.8	39-114	.342	24-85	.282	18-22	.818		28	76	104	4.7	56-1	22	15	10	19	120	5.5
2021-22	Fresno	30-30	1012	33.7	94-199	.472	48-108	.444	48-60	.800		44	143	187	6.2	57-0	48	19	4	30	284	9.5
TOTAL		81-58	2344	28.9	168-408	.412	103-273	.377	84-108	.778		102	323	425	5.2	177-3	91	49	23	64	523	6.5

Single Game Highs

Statistic	Value
Points	22 at New Mexico 01/25/22
Rebounds	12 at Colorado St. 02/11/22, vs San Jose St. 03/09/22
Assists	6 vs New Mexico 03/10/21
Steals	3 6 times
Blocks	3 vs Wyoming 01/02/21
FG Made	8 vs San Jose St. 01/11/22
FG Attempts	13 at UNLV 02/24/21, at New Mexico 01/25/22
3FG Made	4 4 times
3FG Attempts	9 at UNLV 02/24/21
FT Made	7 at New Mexico 01/25/22
FT Attempts	9 at New Mexico 01/25/22

MEAH, Braxton

SEASON	TEAM	GP-GS	MIN	AVG	FG-FGA	FG%	3FG-3FGA	3FG%	F-THROWS	FT-FTA	FT%	OFF	DEF	TOT	AVG	PF-FO	A	TO	BLK	STL	PTS	AVG
2020-21	Fresno	23-0	219	9.5	26-40	.650	0-0	.000	12-29	.414		26	26	52	2.3	34-1	2	8	11	4	64	2.8
2021-22	Fresno	27-0	201	7.5	18-24	.750	0-0	.000	10-19	.526		12	40	52	1.9	37-0	2	18	8	2	46	1.7
TOTAL		50-0	420	8.4	44-64	.688	0-0	.000	22-48	.458		38	66	104	2.1	71-1	4	26	19	6	110	2.2

Single Game Highs

Statistic	Value
Points	10 at Air Force 02/13/21
Rebounds	8 at San Diego St. 03/03/22, at Air Force 02/22/22
Assists	1 4 times
Steals	1 6 times
Blocks	2 4 times
FG Made	4 at Air Force 02/13/21
FG Attempts	6 at Air Force 02/13/21
FT Made	3 vs San Diego St. 02/20/21, vs Idaho 11/15/21, vs Pepperdine 11/22/21
FT Attempts	5 vs Pepperdine 11/22/21



VAIHOLA, Robert

SEASON	TEAM	GP-GS	MIN	AVG	FG-FGA	FG%	3FG-3FGA	3FG%	F-THROWS	FT-FTA	FT%	OFF	DEF	TOT	AVG	PF-FO	A	TO	BLK	STL	PTS	AVG
2021-22	Fresno	19-0	145	7.6	13-17	.765	0-0	.000	3-11	.273		12	29	41	2.2	12-0	5	8	5	1	29	1.5
TOTAL		19-0	145	7.6	13-17	.765	0-0	.000	3-11	.273		12	29	41	2.2	12-0	5	8	5	1	29	1.5

Single Game Highs

Statistic	Value
Points	6 vs Cal Poly 12/17/21
Rebounds	10 at New Mexico 01/25/22
Assists	2 at New Mexico 01/25/22
Steals	1 at Nevada 01/21/22
Blocks	2 vs Boise St. 01/28/22, vs Nevada 02/04/22
FG Made	3 vs Cal Poly 12/17/21
FG Attempts	4 vs Cal Poly 12/17/21
FT Made	1 vs Fresno Pacific 11/09/21, at New Mexico 01/25/22, vs UNLV 02/16/22
FT Attempts	4 at New Mexico 01/25/22

VASQUEZ, Steven

SEASON	TEAM	GP-GS	MIN	AVG	FG-FGA	FG%	3FG-3FGA	3FG%	F-THROWS	FT-FTA	FT%	OFF	DEF	TOT	AVG	PF-FO	A	TO	BLK	STL	PTS	AVG
2021-22	Fresno	3-0	51	7	1-1	1.000	0-0	.000	0-0	.000		0	1	1	0.3	0-0	0	0	0	0	2	0.7
TOTAL		3-0	51	7	1-1	1.000	0-0	.000	0-0	.000		0	1	1	0.3	0-0	0	0	0	0	2	0.7

Single Game Highs

Statistic	Value
Points	2 vs Cal Poly 12/17/21
Rebounds	1 at Air Force 02/22/22
FG Made	1 vs Cal Poly 12/17/21
FG Attempts	1 vs Cal Poly 12/17/21



ROBINSON, Orlando

SEASON	TEAM	GP-GS	MIN	AVG	FG-FGA	FG%	3FG-3FGA	3FG%	F-THROWS	FT-FTA	FT%	OFF	DEF	TOT	AVG	PF-FO	A	TO	BLK	STL	PTS	AVG
2019-20	Fresno	30-30	817	27.2	127-258	.492	13-52	.250	98-139	.705		64	134	198	6.6	65-2	47	55	29	25	365	12.2
2020-21	Fresno	24-24	766	31.9	117-264	.443	15-45	.333	101-140	.721		66	154	220	9.2	57-2	50	75	19	22	350	14.6
2021-22	Fresno	31-31	1024	33.0	216-447	.483	30-93	.323	144-195	.738		82	170	252	8.1	70-3	85	79	39	30	606	19.5
TOTAL		85-85	2607	30.7	460-969	.475	58-190	.305	343-474	.724		212	458	670	7.9	192-7	182	209	87	77	1321	15.5

Single Game Highs

Statistic	Value
Points	34 at Wyoming 03/05/22
Rebounds	18 vs LIU 11/12/21
Assists	6 vs San Jose St. 01/10/21, vs Utah St. 02/04/21, vs Utah St. 01/18/22
Steals	4 vs UC Irvine 12/11/21
Blocks	5 vs UC Riverside 12/28/19
FG Made	13 vs San Jose St. 01/11/22
FG Attempts	24 vs San Jose St. 01/11/22
3FG Made	4 vs UC Riverside 12/28/19, at Wyoming 03/05/22
3FG Attempts	7 5 times
FT Made	10 vs New Mexico 03/10/21, at Air Force 02/22/22, at Wyoming 03/05/22
FT Attempts	15 vs San Jose St. 03/09/22

STROUD, Dean

SEASON	TEAM	GP-GS	MIN	AVG	FG-FGA	FG%	3FG-3FGA	3FG%	F-THROWS	FT-FTA	FT%	OFF	DEF	TOT	AVG	PF-FO	A	TO	BLK	STL	PTS	AVG
2019-20	UTEP	24-2	228	9.5	37-85	.435	8-36	.222	21-33	.636		12	24	36	1.0	31-0	4	22	7	5	103	4.3
2020-21	Fresno	23-16	537	23.3	106-220	.482	20-56	.357	49-80	.613		32	53	85	3.7	65-3	15	50	6	20	281	12.2
2021-22	Fresno	24-0	390	16.3	38-123	.309	9-53	.170	38-47	.809		10	36	46	1.9	32-0	23	24	2	13	123	5.1
TOTAL FOR Fresno		47-16	927	19.7	144-343	.420	29-109	.266	87-127	.685		42	89	131	2.8	97-3	38	74	8	33	404	8.6
TOTAL		71-18	1155	16.3	181-428	.423	37-145	.255	108-160	.675		54	101	155	2.2	128-3	42	96	15	38	507	7.1

Single Game Highs

Statistic	Value
Points	22 vs San Jose St. 01/10/21
Rebounds	10 at Utah 12/21/21
Assists	4 vs New Mexico 01/28/21, at Utah 12/21/21
Steals	3 at Nevada 01/15/21, vs New Mexico 03/10/21, at Boise St. 12/28/21
Blocks	2 at Rice 01/23/20, vs Fresno Pacific 12/19/20, vs New Mexico 03/10/21
FG Made	8 vs San Jose St. 01/10/21, at UNLV 02/24/21, vs New Mexico 03/10/21
FG Attempts	19 vs San Diego St. 02/20/21
3FG Made	5 vs San Jose St. 01/10/21
3FG Attempts	8 at Nevada 01/21/22
FT Made	7 vs New Mexico 01/30/21, vs UC Irvine 12/11/21
FT Attempts	10 vs Wyoming 01/02/21



WHITAKER, Destin

SEASON	TEAM	GP-GS	MIN	AVG	FG-FGA	FG%	3FG-3FGA	3FG%	F-THROWS	FT-FTA	FT%	OFF	DEF	TOT	AVG	PF-FO	A	TO	BLK	STL	PTS	AVG
2020-21	Fresno	13-0	75	5.7	7-21	.333	6-15	.400	2-2	1.000		1	4	5	0.4	11-0	1	2	0	0	22	1.7
2021-22	Fresno	22-0	273	12.4	12-36	.333	11-31	.355	6-8	.750		4	8	12	0.5	21-0	9	8	0	7	41	1.9
TOTAL		35-0	348	9.9	19-57	.333	17-46	.370	8-10	.800		5	12	17	0.5	32-0	10	10	0	7	63	1.8

Single Game Highs

Statistic	Value
Points	10 vs LIU 11/12/21
Rebounds	3 vs LIU 11/12/21
Assists	2 at New Mexico 01/25/22
Steals	2 at Nevada 01/21/22
FG Made	3 vs LIU 11/12/21
FG Attempts	6 at Colorado St. 12/30/20, vs LIU 11/12/21
3FG Made	3 vs LIU 11/12/21
3FG Attempts	6 at Colorado St. 12/30/20
FT Made	2 at Nevada 01/17/21, vs Santa Clara 11/24/21, at Nevada 01/21/22
FT Attempts	2 5 times

YAP, Donovan

SEASON	TEAM	GP-GS	MIN	AVG	FG-FGA	FG%	3FG-3FGA	3FG%	F-THROWS	FT-FTA	FT%	OFF	DEF	TOT	AVG	PF-FO	A	TO	BLK	STL	PTS	AVG
2020-21	UNLV	5-0	19	3.8	2-12	.167	0-5	.000	1-2	.500		2	2	4	0.8	2-0	1	1	0	3	5	1.0
2021-22	Fresno	25-0	226	9.0	15-57	.263	4-25	.160	9-14	.643		2	24	26	1.0	14-0	8	19	0	5	43	1.7
TOTAL FOR Fresno		25-0	226	9.0</																		

2021-22 Fresno St. Men's Basketball															Page 1/1						
Team Game-by-Game															as of Mar 10, 2022						
All games																					
Opponent	Date	Score	Total			3-Pointers			Free throws			Rebounds			PF	A	TO	BLK	STL	PTS	AVG
			FG	FGA	PCT	3FG	3FGA	PCT	FT	FTA	PCT	OFF	DEF	TOT	AVG						
Fresno Pacific	11/09/2021	74-54 W	29-59	492	6-19	316	10-16	625	16	22	38	38.0	11	12	9	4	8	74	74.0		
LIU	11/12/2021	84-60 W	28-59	475	10-32	313	18-25	720	13	32	45	41.5	10	16	18	3	6	84	79.0		
Idaho	11/15/2021	69-62 W	27-52	519	4-14	286	11-20	550	12	29	41	41.3	17	17	16	2	5	69	75.7		
vs Peppering	11/22/2021	70-63 W	20-47	426	5-13	385	25-36	694	9	18	27	37.8	15	13	10	1	8	70	74.3		
vs Santa Clara	11/24/2021	59-52 W	16-40	327	5-17	294	22-25	880	8	24	32	36.6	16	9	8	7	4	59	71.2		
at California	11/28/2021	57-65 L	22-51	431	7-22	318	6-10	600	4	25	29	35.3	13	10	12	5	7	57	68.8		
San Diego	12/01/2021	63-43 W	22-43	512	2-10	200	17-19	895	4	28	32	34.9	16	12	9	4	6	63	68.0		
CSUN	12/04/2021	61-43 W	24-56	429	5-20	250	8-9	889	9	25	34	34.8	11	15	7	0	6	61	67.1		
at San Francisco	12/08/2021	63-71 L	27-62	435	3-19	158	6-12	500	17	20	37	35.0	12	6	14	3	6	63	66.7		
UC Irvine	12/11/2021	63-55 W	19-52	365	6-23	261	19-21	905	8	22	30	34.5	20	10	12	1	11	63	66.3		
Cal Poly	12/17/2021	83-48 W	30-57	526	11-21	524	12-15	800	11	24	35	34.5	15	18	9	1	8	83	67.8		
at Utah	12/21/2021	50-55 L	19-57	333	7-31	226	5-7	714	14	26	40	35.0	18	12	11	2	7	50	66.3		
at Weber St.	12/23/2021	69-43 W	25-58	431	11-23	478	8-9	889	8	30	38	35.2	19	14	7	4	5	69	66.5		
at Boise St.	12/28/2021	55-65 L	25-58	431	4-18	222	1-2	500	6	14	20	34.1	16	7	8	1	8	55	65.7		
San Jose St.	01/11/2022	70-59 W	31-59	525	9-24	375	8-13	615	12	27	39	34.5	13	15	5	3	7	69	66.6		
at UNLV	01/14/2022	73-68 W	25-50	500	6-16	375	17-21	810	6	30	36	34.6	16	8	15	3	6	73	67.0		
Utah St.	01/18/2022	61-54 W	18-46	391	7-20	350	18-20	900	7	24	31	34.4	16	9	15	3	7	61	66.6		
at Nevada	01/21/2022	73-77 L	24-55	436	12-30	400	13-16	813	12	22	34	34.3	24	12	16	1	8	73	67.0		
at New Mexico	01/25/2022	65-60 W	22-46	478	7-13	538	14-22	636	7	25	32	34.2	17	10	12	1	7	65	66.9		
Boise St.	01/28/2022	63-68 Lot	25-59	441	5-17	294	6-6	1000	7	31	38	34.4	16	8	14	4	4	63	66.7		
at San Jose St.	02/01/2022	73-43 W	27-46	587	8-12	667	11-13	846	5	26	31	34.2	14	15	9	0	6	73	67.3		
Nevada	02/04/2022	73-56 W	25-54	463	10-24	417	13-19	684	9	26	35	34.3	18	8	3	5	73	67.0			
Wyoming	02/06/2022	59-61 L	23-59	390	4-20	200	9-15	600	7	21	28	34.0	15	10	2	3	4	59	66.9		
at Colorado St.	02/11/2022	59-65 L	19-54	352	5-27	185	7-8	875	12	25	37	34.1	14	9	12	1	2	50	66.2		
UNLV	02/16/2022	57-60 L	19-56	339	7-26	269	12-16	750	8	23	31	34.0	11	11	6	1	4	57	65.0		
San Diego St.	02/19/2022	44-61 L	14-41	341	6-20	300	10-17	588	9	20	29	33.8	12	7	14	2	4	44	65.0		
at Air Force	02/22/2022	65-40 W	23-40	575	5-14	357	14-16	875	4	31	35	33.9	12	15	12	6	2	65	65.0		
New Mexico	02/28/2022	71-68 W	29-56	518	10-21	476	3-6	500	6	26	32	33.8	13	18	3	4	71	65.2			
at San Diego St.	03/03/2022	64-65 Lot2	19-56	339	8-22	364	18-26	692	6	33	39	34.0	25	10	16	2	8	64	65.2		
at Wyoming	03/05/2022	64-68 Lot	23-48	479	7-18	389	11-17	647	7	26	33	33.9	21	11	17	5	3	64	65.1		
vs San Jose St.	03/09/2022	69-67 Wot	23-56	411	4-23	174	19-32	594	14	24	38	34.1	12	10	11	1	8	69	65.3		
Total	2023	723-1641	441	206-629	328	371-509	729	277	779	1056	34.1	478	362	347	80	180	2023	65.3			
Opponents		1819	651-1588	410	220-672	327	297-434	684	219	706	925	29.8	517	327	379	63	169	1819	58.7		

2021-22 Fresno St. Men's Basketball															Page 1/1						
Opponents Game-by-Game															as of Mar 10, 2022						
All games																					
Opponent	Date	Score	Total			3-Pointers			Free throws			Rebounds			PF	A	TO	BLK	STL	PTS	AVG
			FG	FGA	PCT	3FG	3FGA	PCT	FT	FTA	PCT	OFF	DEF	TOT	AVG						
Fresno Pacific	11/09/2021	74-54 W	18-45	400	8-23	348	10-12	833	5	19	24	24.0	19	6	16	1	4	54	54.0		
LIU	11/12/2021	84-60 W	23-65	354	11-37	297	3-6	500	9	21	30	27.0	24	7	16	2	9	60	57.0		
Idaho	11/15/2021	69-62 W	18-49	367	9-21	429	17-23	739	5	17	22	25.3	19	10	11	2	6	62	58.7		
vs Peppering	11/22/2021	70-63 W	24-44	545	9-15	600	6-9	667	4	21	25	25.3	28	14	20	1	2	63	59.8		
vs Santa Clara	11/24/2021	59-52 W	18-50	360	7-18	389	9-12	750	9	24	33	26.8	18	9	15	0	4	52	58.2		
at California	11/28/2021	57-65 L	24-51	471	7-16	438	10-12	833	3	27	30	27.3	13	10	11	3	4	65	59.9		
San Diego	12/01/2021	63-43 W	17-45	378	1-12	083	8-15	533	4	18	22	26.6	18	9	11	1	4	43	57.0		
CSUN	12/04/2021	61-43 W	17-52	327	4-22	182	5-5	1000	10	23	33	27.4	16	11	16	1	5	43	55.3		
at San Francisco	12/08/2021	63-71 L	28-58	483	8-25	320	7-12	583	11	22	33	28.0	12	10	11	6	9	71	57.0		
UC Irvine	12/11/2021	63-55 W	15-45	333	6-17	253	19-23	826	11	25	36	28.8	20	10	21	2	7	55	56.8		
Cal Poly	12/17/2021	83-48 W	15-48	313	7-29	241	11-14	786	10	17	27	28.6	16	9	15	0	2	48	56.0		
at Utah	12/21/2021	50-55 L	20-51	392	7-22	318	8-14	571	10	25	35	29.2	12	12	9	0	6	55	55.9		
at Weber St.	12/23/2021	69-43 W	12-48	250	3-19	158	16-20	800	7	22	29	29.2	11	5	10	2	5	43	54.9		
at Boise St.	12/28/2021	55-65 L	25-45	556	9-19	474	6-10	600	7	26	33	29.4	10	13	15	4	4	65	55.6		
San Jose St.	01/11/2022	70-59 W	21-50	420	8-22	364	9-15	600	5	20	25	29.1	16	8	9	0	3	59	55.9		
at UNLV	01/14/2022	73-68 W	24-57	421	10-30	333	10-14	714	6	21	27	29.0	20	11	12	2	7	68	56.6		
Utah St.	01/18/2022	61-54 W	22-47	468	2-12	167	8-13	615	5	23	28	28.9	17	9	15	1	9	54	56.5		
at Nevada	01/21/2022	73-77 L	28-50	560	7-18	389	14-29	483	9	22	31	29.1	18	15	12	3	13	77	57.6		
at New Mexico	01/25/2022	65-60 W	20-55	364	5-24	208	15-17	882	10	21	31	29.2	18	7	10	4	6	60	57.7		
Boise St.	01/28/2022	63-68 Lot	23-57	404	14-31	452	8-10	800	4	26	30	29.2	11	12	8	2	6	68	58.3		
at San Jose St.	02/01/2022	73-43 W	17-46	370	4-23	174	5-6	833	4	15	19	28.7	17	10	11	0	5	43	57.5		
Nevada	02/04/2022	73-56 W	19-45	422	6-16	375	12-21	573	5	24	29	28.7	20	10	11	3	5	56	57.5		
Wyoming	02/06/2022	59-61 L	22-55	400	6-25	240	11-15	733	14	32	46	29.5	13	10	11	2	0	61	57.6		
at Colorado St.	02/11/2022	59-65 L	27-52	519	5-15	333	6-10	600	2	24	2										

2021-22 FRESNO STATE MEN'S BASKETBALL • GAME NOTES

THE STAT CREW SYSTEM
Fresno State Combined Team Statistics (as of Nov 26, 2021)
SoCal Challenge

RECORD:	OVERALL	HOME	AWAY	NEUTRAL
ALL GAMES	3-0	1-0	0-0	2-0
CONFERENCE	3-0	0-0	0-0	0-0
NON-CONFERENCE	0-0	1-0	0-0	0-0

#	Player	gp	gs	Total					3-Point			F-Throw			Rebounds							
				pts	reb	ast	stl	blk	fg	fga	fg%	ft	fta	ft%	off	def	tot	pf	dq	a	to	blk
10	ROBINSON, Orlando	3-3	93	31.0	22.4	537	3.4	750	18-23	783	10	14	24	8.0	10	1	8	10	4	3	65	21.7
03	HILL, Isaiah	3-3	107	35.7	8-24	333	4.10	400	14-21	667	1	13	14	4.7	4	0	8	8	1	4	34	11.3
06	CAMPBELL, Jordan	3-3	71	23.7	9-24	375	0.4	000	8-9	889	1	12	13	4.3	8	0	3	3	1	26	8.7	
13	STROUD, Deon	3-0	50	16.7	6-15	400	2.6	333	9-13	692	1	5	6	2.0	3	0	5	5	0	1	23	7.7
23	COLUMERIO, Leo	3-2	68	22.7	7-13	538	0.0	000	0-1	000	8	7	15	5.0	3	0	4	1	0	3	14	4.7
28	HOLLAND, Anthony	3-3	90	30.0	5-10	500	3.7	429	0-1	000	1	7	8	2.7	9	0	6	1	0	3	13	4.3
34	MEAH, Braxton	3-0	28	9.3	3-5	600	0.0	6-9	667	4	0	4	1.3	3	0	1	1	1	0	12	4.0	
22	WHITAKER, Destin	3-0	56	18.7	3-9	333	2.8	250	2-2	1000	1	4	5	1.7	4	0	2	2	0	1	10	3.3
11	YAP, Donovan	3-0	24	8.0	3-3	000	0.2	000	1-2	500	0	0	0	0.0	2	0	0	0	0	1	1	0.3
01	BAKER, Jemarl	1-1	24	24.0	0-4	000	0.3	000	0-0	000	0	6	6	6.0	0	0	2	0	1	0	0	0.0
00	HARDING, Kyle	1-0	3	3.0	0-0	000	0.0	000	0-0	000	0	2	2	2.0	2	0	0	0	0	0	0	0.0
Team																						
Total.....		3	600	63-148	426	14-44	318	58-81	716	29	71	100	33.3	48	1	39	34	10	17	198	66.0	
Opponents.....		3	600	60-143	420	25-54	463	32-44	727	18	62	80	28.7	65	-	33	46	3	12	167	59.0	

TEAM STATISTICS	FS	OPP	Date	Opponent	Score	Att.
SCORING	198	177	1	11/15/21	IDAHO	w 69-62 3388
Points per game	66.0	59.0	2	11/22/21	vs Pepperdine	w 70-63 1700
Scoring margin	+7.0	-	2	11/24/21	vs Santa Clara	w 59-52 1700
FIELD GOALS-ATT	63-148	60-143	(1) = 2021 Venue Twin SoCal Challenge (Campus Sites)			
Field goal pct	.426	.420	(2) = 2021 Venue Twin SoCal Challenge (San Jose Capistrano, Calif.)			
3-POINT FG-ATT	14-44	25-54	* = Conference game			
3-point FG pct	.318	.463				
3-pt FG made per game	4.7	8.3				
FREE THROWS-ATT	58-81	32-44				
Free throw pct	.716	.727				
F-Throws made per game	19.3	10.7				
REBOUNDS	100	80				
Rebounds per game	33.3	26.7				
Rebounding margin	+6.7	-				
ASSISTS	39	33				
Assists per game	13.0	11.0				
TURNOVERS	34	46				
Turnovers per game	11.3	15.3				
Turnover margin	+4.0	-				
Assist/turnover ratio	1.1	0.7				
STEALS	17	12				
Steals per game	5.7	4.0				
BLOCKS	10	3				
Blocks per game	3.3	1.0				
ATTENDANCE	3388	3400				
Home games-Avg/Game	1-3388	0-0				
Neutral site-Avg/Game	-	2-1700				

Score by Periods	1st	2nd	Totals
Fresno State	91	107	198
Opponents	78	99	177

2021-22 Fresno St. Men's Basketball
Combined Team Statistics
Neutral games
Page 1/1
as of Mar 10, 2022

RECORD:	OVERALL	HOME	AWAY	NEUTRAL
ALL GAMES	3-0	0-0	0-0	3-0
CONFERENCE	0-0	0-0	0-0	0-0
NON-CONFERENCE	3-0	0-0	0-0	3-0

#	Player	gp	gs	Total					3-Point			F-Throw			Rebounds								
				pts	reb	ast	stl	blk	fg	fga	fg%	ft	fta	ft%	off	def	tot	pf	dq	a	to	blk	stl
10	ROBINSON, Orlando	3-3	98	14.4	32.7	22-43	512	3-8	375	22-32	688	9	11	20	6.7	11	1	7	11	5	2	69	23.0
3	HILL, Isaiah	3-3	105	11.1	35.1	9-29	310	6-13	462	15-22	682	0	12	12	4.0	5	0	6	7	0	4	39	13.0
5	CAMPBELL, Jordan	3-3	80	5.6	27.0	10-28	357	0-6	000	8-9	889	2	12	14	4.7	6	0	3	2	3	3	28	9.3
25	HOLLAND, Anthony	3-3	107	24.3	35.8	6-18	333	3-12	250	5-8	625	4	13	17	5.7	7	0	8	0	5	20	6.7	
13	STROUD, Deon	2-0	33	19.7	16.7	2-8	250	1-4	250	5-6	833	0	3	3	1.5	1	0	4	2	0	1	10	5.0
22	WHITAKER, Destin	2-0	41	29.7	20.7	2-5	400	1-4	250	2-2	1000	0	3	3	1.5	4	0	1	1	0	1	7	3.5
4	BALLARD, Junior	1-0	21	21.1	21.3	1-5	200	0-0	000	1-1	1000	0	0	0	0.0	1	0	0	0	0	0	3	3.0
23	COLUMERIO, Leo	3-3	88	38	29.5	4-7	571	0-0	000	1-2	500	8	16	5.3	2	0	3	0	3	0	4	9	3.0
34	MEAH, Braxton	3-0	26	0.6	8.7	2-4	500	0-0	000	3-5	600	4	0	4	1.3	4	0	1	1	0	1	7	2.3
30	VAIHOLA, Robert	1-0	02	23.3	2.6	1-1	1000	0-0	000	0-0	000	1	1	1.0	1.0	0	0	0	0	0	0	2	2.0
11	YAP, Donovan	3-0	19	4.9	6.6	0-4	000	0-2	000	4-6	667	0	1	1	0.3	2	0	0	0	0	0	4	1.3
Team																							
Total		3	625	59-152	388	14-53	264	66-93	710	31	66	97	32.3	43	1	32	29	9	12	182	66.0		
Opponents		3	625	68-147	463	26-55	473	20-35	571	20	72	92	30.7	72	4	40	49	1	12	182	60.7		

TEAM STATISTICS	FRESNO	OPP	Date	Opponent	Score	Att.
SCORING	198	182	1	11/22/21	vs Pepperdine	w 70-63 1700
Points per game	66.0	60.7	1	11/24/21	vs Santa Clara	w 59-52 1700
Scoring margin	+5.3	-	1	03/09/2022	vs San Jose St.	w 69-67 0
FIELD GOALS-ATT	59-152	68-147				
Field goal pct	.388	.463				
3 point fg-att	14-53	26-55				
3-point FG pct	.264	.473				
3-pt FG made per game	4.7	8.7				
Free throws-att	66-93	20-35				
Free throw pct	.710	.571				
F-Throws made per game	22.0	6.7				
REBOUNDS	97	92				
Rebounds per game	32.3	30.7				
Rebounding margin	+1.7	-				
ASSISTS	32	40				
Assists per game	10.7	13.3				
TURNOVERS	28	48				
Turnovers per game	9.7	16.3				
Turnover margin	+6.7	-				
Assist/turnover ratio	1.1	0.8				
STEALS	20	12				
Steals per game	6.7	4.0				
BLOCKS	9	1				
Blocks per game	3.0	0.3				
WINNING STREAK	3	-				
Home win streak	0	-				
ATTENDANCE	0	0				
Home games-Avg/Game	0-0	0-0				
Neutral site-Avg/Game	-	3-1133				

Score by Periods	1st	2nd	OT	TOT
Fresno State	390	414	17	821
Opponents	334	429	22	785

2021-22 Fresno St. Men's Basketball
Combined Team Statistics
Home games
Page 1/1
as of Mar 01, 2022

RECORD:	OVERALL	HOME	AWAY	NEUTRAL
ALL GAMES	4-4	4-4	0-0	0-0
CONFERENCE	4-4	4-4	0-0	0-0
NON-CONFERENCE	7-0	7-0	0-0	0-0

#	Player	gp	gs	Total					3-Point			F-Throw			Rebounds								
				pts	reb	ast	stl	blk	fg	fga	fg%	ft	fta	ft%	off	def	tot	pf	dq	a	to	blk	stl
10	ROBINSON, Orlando	15-15	160	53.3	32.1	95-206	466	10-36	278	55-76	697	40	69	129	8.6	39	2	46	33	17	10	255	17.0
3	HILL, Isaiah	15-15	476	32.1	55-134	410	26-73	356	20-26	769	6	35	41	2.7	34	0	49	33	1	15	156	10.4	
1	BAKER JR., Jemarl	4-2	98	29.7	12-34	353	5-20	250	10-11	909	0	14	14	3.5	3	0	10	9	1	5	39	9.8	
25	HOLLAND, Anthony	15-15	499	33.3	45-98	459	21-53	396	22-28	786	21	73	94	6.3	24	0	28	9	2	14	133	8.9	
5	CAMPBELL, Jordan	15-15	356	13.3	23.7	48-107	449	9-32	281	10-14	714	9	40	49	3.3	25	0	21	20	5	7	115	7.7
4	BALLARD, Junior	10-1	160	17.0	22-47	468	16-34	471	8-9	889	2	11	13	1.5	4	0	4	5	1	2	68	6.8	
13	STROUD, Deon	11-0	164	12.4	9-24	205	3-7	105	29-34	853	2	14	16	1.5	14	0	8	12	0	4	71	6.5	
23	COLUMERIO, Leo	15-12	356	30.8	23.8	33-57	579	2-11	182	14-18	778	28	43	71	4.7	26	0	12	1				



**2021-22 Fresno St. Men's Basketball
Combined Team Statistics
In Conference games**

Game Records

Record	Overall	Home	Away	Neutral
ALL GAMES	8-9	4-4	4-5	0-0
CONFERENCE	8-9	4-4	4-5	0-0
NON-CONFERENCE	0-0	0-0	0-0	0-0

Score by Periods

Team	1st	2nd	OT	TOT
Fresno St.	503	559	27	1089
Opponents	476	525	37	1038

Team Box Score

No.	Player				Total		3-Point		F-Throw		Rebounds											
		GP-GS	MIN	AVG	FG-FGA	FG%	3FG-3FGA	3FG%	FT-FTA	FT%	OFF	DEF	TOT	AVG	PF	DQ	A	TO	BLK	STL	PTS	AVG
10	ROBINSON, Orlando	17-17	579:42	34.1	121-261	.464	17-51	.333	76-107	.710	41	98	139	8.2	39	2	50	45	16	14	335	19.7
3	HILL, Isaiah	17-17	610:40	35.9	72-168	.429	34-86	.395	21-27	.778	3	37	40	2.4	36	0	54	40	2	17	199	11.7
25	HOLLAND, Anthony	16-16	577:15	36.1	58-122	.475	33-68	.485	30-35	.857	22	81	103	6.4	27	0	29	15	3	15	179	11.2
5	CAMPBELL, Jordan	17-17	401:25	23.6	41-101	.406	9-32	.281	12-16	.750	6	36	42	2.5	36	1	11	22	7	12	103	6.1
23	COLIMERO, Leo	17-17	435:37	25.6	38-59	.644	3-9	.333	10-13	.769	22	52	74	4.4	37	0	15	9	1	10	89	5.2
4	BALLARD, Junior	14-1	257:53	18.4	22-59	.373	15-46	.326	10-13	.769	2	21	23	1.6	31	1	6	9	2	5	69	4.9
13	STROUD, Deon	13-0	182:15	14.0	14-50	.280	4-26	.154	13-16	.813	4	13	17	1.3	18	0	6	13	0	4	45	3.5
11	YAP, Donovan	14-0	118:19	8.5	7-30	.233	1-14	.071	5-6	.833	2	14	16	1.1	6	0	5	13	0	4	20	1.4
34	MEAH, Braxton	14-0	92:27	6.6	8-9	.889	0-0	.000	4-9	.444	3	27	30	2.1	18	0	1	9	6	0	20	1.4
22	WHITAKER, Destin	12-0	115:36	9.6	4-12	.333	4-10	.400	2-2	1.000	0	3	3	0.3	13	0	4	2	0	3	14	1.2
30	VAIHOLA, Robert	14-0	113:46	8.1	7-10	.700	0-0	.000	2-9	.222	8	23	31	2.2	11	0	5	8	5	1	16	1.1
33	VASQUEZ, Steven	1-0	01:13	1.2	0-0	.000	0-0	.000	0-0	.000	0	1	1	1.0	0	0	0	0	0	0	0	0.0
0	HARDING, Kyle	3-0	13:52	4.6	0-2	.000	0-0	.000	0-0	.000	0	0	0	0.0	1	0	2	0	0	0	0	0.0
Team											17	24	41				9					
Total		17	3500		392-883	.444	120-342	.351	185-253	.731	130	430	560	32.9	273	4	188	194	42	85	1089	64.1
Opponents		17	3500		376-884	.425	123-374	.329	163-243	.671	114	398	512	30.1	265	10	188	183	42	96	1038	61.1

Team Statistics

	FRESNO	OPP
Scoring	1089	1038
Points per game	64.1	61.1
Scoring margin	+3.0	-
Field goals-att	392-883	376-884
Field goal pct	.444	.425
3 point fg-att	120-342	123-374
3-point FG pct	.351	.329
3-pt FG made per game	7.1	7.2
Free throws-att	185-253	163-243
Free throw pct	.731	.671
F-Throws made per game	10.9	9.6
Rebounds	560	512
Rebounds per game	32.9	30.1
Rebounding margin	+2.8	-
Assists	188	188
Assists per game	11.1	11.1
Turnovers	194	183
Turnovers per game	11.4	10.8
Turnover margin	-0.6	-
Assist/turnover ratio	1.0	1.0
Steals	85	96
Steals per game	5.0	5.6
Blocks	42	42
Blocks per game	2.5	2.5
Winning streak	0	-
Home win streak	1	-
Attendance	43871	56162
Home games-Avg/Game	8-5484	9-6240
Neutral site-Avg/Game	-	0-0

Team Results

Date	Opponent		Score	Att.
12/28/2021	at Boise St.	L	55-65	6819
01/11/2022	San Jose St.	W	79-59	2579
01/14/2022	at UNLV	W	73-68	4976
01/18/2022	Utah St.	W	61-54	5013
01/21/2022	at Nevada	L	73-77	6944
01/25/2022	at New Mexico	W	65-60	8033
01/28/2022	Boise St.	Lot	63-68	8250
02/01/2022	at San Jose St.	W	73-43	2118
02/04/2022	Nevada	W	73-56	5897
02/06/2022	Wyoming	L	59-61	6017
02/11/2022	at Colorado St.	L	50-65	8083
02/16/2022	UNLV	L	57-60	4723
02/19/2022	San Diego St.	L	44-61	7261
02/22/2022	at Air Force	W	65-40	545
02/28/2022	New Mexico	W	71-68	4131
03/03/2022	at San Diego St.	Lot2	64-65	12414
03/05/2022	at Wyoming	Lot	64-68	6230





2021-22 Fresno St. Men's Basketball
 Combined Team Statistics
 All games

Game Records

Record	Overall	Home	Away	Neutral
ALL GAMES	19-12	11-4	5-8	3-0
CONFERENCE	8-9	4-4	4-5	0-0
NON-CONFERENCE	11-3	7-0	1-3	3-0

Score by Periods

Team	1st	2nd	OT	TOT
Fresno St.	973	1014	36	2023
Opponents	813	962	44	1819

Team Box Score

No.	Player	Total			3-Point		F-Throw		Rebounds				Other				PTS	AVG				
		GP-GS	MIN	AVG	FG-FGA	FG%	3FG-3FGA	3FG%	FT-FTA	FT%	OFF	DEF	TOT	AVG	PF	DQ			A	TO	BLK	STL
10	ROBINSON, Orlando	31-31	1023:31	33.0	216-447	.483	30-93	.323	144-195	.738	82	170	252	8.1	70	3	85	79	39	30	606	19.5
3	HILL, Isaiah	31-31	1020:13	32.9	112-284	.394	53-142	.373	44-64	.688	9	78	87	2.8	67	0	96	77	3	31	321	10.4
25	HOLLAND, Anthony	30-30	1011:36	33.7	94-199	.472	48-108	.444	48-60	.800	44	143	187	6.2	57	0	48	19	4	30	284	9.5
1	BAKER JR., Jemarl	5-2	121:21	24.3	14-41	.341	5-23	.217	10-11	.909	1	17	18	3.6	4	0	10	10	1	6	43	8.6
5	CAMPBELL, Jordan	31-31	702:16	22.7	89-206	.432	15-58	.259	25-32	.781	13	80	93	3.0	58	1	29	33	11	21	218	7.0
4	BALLARD, Junior	22-2	394:39	17.9	37-96	.385	27-76	.355	14-19	.737	3	24	27	1.2	43	2	11	10	3	9	115	5.2
13	STROUD, Deon	24-0	390:08	16.3	38-123	.309	9-53	.170	38-47	.809	10	36	46	1.9	32	0	23	24	2	13	123	5.1
23	COLIMERO, Leo	31-28	761:45	24.6	62-104	.596	4-19	.211	19-25	.760	52	86	138	4.5	60	0	29	26	4	22	147	4.7
22	WHITAKER, Destin	22-0	273:22	12.4	12-36	.333	11-31	.355	6-8	.750	4	8	12	0.5	21	0	9	8	0	7	41	1.9
11	YAP, Donavan	25-0	225:57	9.0	15-57	.263	4-25	.160	9-14	.643	2	24	26	1.0	14	0	8	19	0	5	43	1.7
34	MEAH, Braxton	27-0	201:14	7.5	18-24	.750	0-0	.000	10-19	.526	12	40	52	1.9	37	0	2	18	8	2	46	1.7
30	VAIHOLA, Robert	19-0	144:53	7.6	13-17	.765	0-0	.000	3-11	.273	12	29	41	2.2	12	0	5	8	5	1	29	1.5
33	VASQUEZ, Steven	3-0	05:02	1.7	1-1	1.000	0-0	.000	0-0	.000	0	1	1	0.3	0	0	0	0	0	0	2	0.7
0	HARDING, Kyle	11-0	49:04	4.5	2-6	.333	0-1	.000	1-4	.250	0	5	5	0.5	3	0	7	1	0	3	5	0.5
Team											33	38	71							15		
Total		31	6325		723-1641	.441	206-629	.328	371-509	.729	277	779	1056	34.1	478	6	362	347	80	180	2023	65.3
Opponents		31	6326		651-1588	.410	220-672	.327	297-434	.684	219	706	925	29.8	517	16	327	379	63	169	1819	58.7

Team Statistics

	FRESNO	OPP
Scoring	2023	1819
Points per game	65.3	58.7
Scoring margin	+6.6	-
Field goals-att	723-1641	651-1588
Field goal pct	.441	.410
3 point fg-att	206-629	220-672
3-point FG pct	.328	.327
3-pt FG made per game	6.6	7.1
Free throws-att	371-509	297-434
Free throw pct	.729	.684
F-Throws made per game	12.0	9.6
Rebounds	1056	925
Rebounds per game	34.1	29.8
Rebounding margin	+4.2	-
Assists	362	327
Assists per game	11.7	10.5
Turnovers	347	379
Turnovers per game	11.2	12.2
Turnover margin	+1.0	-
Assist/turnover ratio	1.0	0.9
Steals	180	169
Steals per game	5.8	5.5
Blocks	80	63
Blocks per game	2.6	2.0
Winning streak	1	-
Home win streak	1	-
Attendance	69373	72765
Home games-Avg/Game	15-4625	13-5597
Neutral site-Avg/Game	-	3-1133

Team Results

Date	Opponent	Score	Att.
11/09/2021	Fresno Pacific	W 74-54	2820
11/12/2021	LIU	W 84-60	3438
11/15/2021	Idaho	W 69-62	3388
11/22/2021	vs Pepperdine	W 70-63	1700
11/24/2021	vs Santa Clara	W 59-52	1700
11/28/2021	at California	L 57-65	3857
12/01/2021	San Diego	W 63-43	3132
12/04/2021	CSUN	W 61-43	3762
12/08/2021	at San Francisco	L 63-71	2442
12/11/2021	UC Irvine	W 63-55	4501
12/17/2021	Cal Poly	W 83-48	4461
12/21/2021	at Utah	L 50-55	7673
12/23/2021	at Weber St.	W 69-43	2631
12/28/2021	at Boise St.	L 55-65	6819
01/11/2022	San Jose St.	W 79-59	2579
01/14/2022	at UNLV	W 73-68	4976
01/18/2022	Utah St.	W 61-54	5013
01/21/2022	at Nevada	L 73-77	6944
01/25/2022	at New Mexico	W 65-60	8033
01/28/2022	Boise St.	Lot 63-68	8250
02/01/2022	at San Jose St.	W 73-43	2118
02/04/2022	Nevada	W 73-56	5897
02/06/2022	Wyoming	L 59-61	6017
02/11/2022	at Colorado St.	L 50-65	8083
02/16/2022	UNLV	L 57-60	4723
02/19/2022	San Diego St.	L 44-61	7261
02/22/2022	at Air Force	W 65-40	545
02/28/2022	New Mexico	W 71-68	4131
03/03/2022	at San Diego St.	Lot2 64-65	12414
03/05/2022	at Wyoming	Lot 64-68	6230
03/09/2022	vs San Jose St.	Wot 69-67	0

