



SAN DIEGO STATE BASKETBALL

2017-18 MEN'S BASKETBALL GAME NOTES

Mike May, Senior Associate Athletics Director of Communications and Media Relations ♦ E-Mail: mmay@mail.sdsu.edu ♦ Office: 619.594.5547 ♦ Cell: 619.957.8372
Darin Wong, Assistant Athletics Director of Media Relations ♦ E-Mail: dwong@mail.sdsu.edu ♦ Office: 619.594.5548 ♦ Cell: 310.489.2378

GAME INFORMATION

Date / Time: Thursday, March 8 / 2:30 p.m. PT
Site: Thomas & Mack Center (18,000) / Las Vegas, Nev.
Television: CBS Sports Network
Talent: Rich Waltz (play-by-play), Bob Wenzel (analysis), Evan Washburn (sideline), Steve McKee (producer)
SDSU Radio: 101.5 KGB, XTRA 1360, FOX Sports IE 1350
Talent: Ted Leitner (play-by-play), Jon Schaeffer (pre, half and post), D.J. Gay (pre and postgame)
Live Stats: GoAztecs.com
Series vs. Fresno State: San Diego State leads, 61-54
Streak: Fresno State, 3
at San Diego: San Diego State leads, 39-19
at Fresno: Fresno State leads, 32-21
Neutral: Fresno State leads, 3-1
First Meeting: Jan. 5, 1940 - SDSU 42, Fresno 29 at San Diego
Last Meeting: Feb. 6, 2018 - Fresno 79, SDSU 61 at Fresno

SCHEDULE / RESULTS

Date	SDSU	Opp.	Opponent (TV/Stream)	Time / Result
N.2			UC San Diego - Exhibition	W, 98-79
N.10			San Diego Christian	W, 91-52
N.14			at Arizona State (Pac-12 Networks)	L, 68-90
N.17			McNeese (FOX Sports SD/Prime Ticket)	W, 83-52
N.20			Eastern Illinois (FOX Sports SD/Prime Ticket)	W, 94-63
N.23			#vs. Sacramento State (ESPN2)	W, 89-52
N.24	--/rv		#vs. Georgia (ESPN2)	W, 75-68
N.26			#vs. Washington State (ESPN2)	L, 86-93
N.30			at San Diego (FOX Sports West)	W, 66-57
D.3			Bradley (STADIUM on Facebook Watch)	W, 75-52
D.9	--/rv		California (CBS Sports Network)	L, 62-63
D.21	12/15		Gonzaga (CBS Sports Network)	W, 72-70
D.27			*at Wyoming (ESPN3)	L, 69-82
D.30			*Utah State (ESPN3)	W, 79-59
J.2			*at Colorado State (CBS Sports Network)	W, 77-68
J.9			*San José State (CBS Sports Network)	W, 85-49
J.13	--/rv		*at Boise State (ESPN2)	L, 80-83
J.17			*Fresno State (ESPN2)	L, 73-77
J.20			*at New Mexico (CBS Sports Network)	L, 75-79
J.24			*Colorado State (CBS Sports Network)	W, 97-78
J.27			*at UNLV (CBS Sports Network)	L, 78-88
E.3			*Air Force (ESPN3)	W, 81-50
E.6			*at Fresno State (CBS Sports Network)	L, 61-79
E.10	23/23		*at Nevada (ESPN2)	L, 58-83
E.14			*Wyoming (CBS Sports Network)	W, 87-77
E.17			*UNLV (CBS Sports Network)	W, 94-56
E.21			*at Air Force (CBS Sports Network)	W, 67-56
E.24			*at San José State (ESPN3)	W, 71-59
E.27	rv/--		*Boise State (CBS Sports Network)	W, 72-64
M.3	21/21		*Nevada (CBS Sports Network)	W, 79-74
M.8			+ [4] Fresno State (CBS Sports Network)	2:30 p.m. PT

- Wooden Legacy (Titan Gym; Fullerton, Calif.); * - Mountain West game; + - Mountain West Championship (Thomas & Mack Center; Las Vegas, Nev.)

GAME 30



[5] SAN DIEGO STATE AZTECS

Record: 19-10 (11-7 Mountain West)
Head Coach: Brian Dutcher
Career Record: 19-10 (1st Season), **Record at San Diego State:** Same



[4] FRESNO STATE BULLDOGS

Record: 21-10 (11-7 Mountain West)
Head Coach: Rodney Terry
Career Record: 126-107 (7th Season), **Record at Fresno State:** Same

NEWS AND NOTES (Through games of Sunday, March 4)

- San Diego State, owners of a Mountain West-best 10 men's basketball championships, begins its quest for its first tournament title since 2011 on Thursday when the fifth-seeded Aztecs play fourth-seeded Fresno State in the second quarterfinal game Thursday.
- The Aztecs-Bulldogs game will be broadcast nationally by CBS Sports Network and the contest can be heard on 101.5 KGB, XTRA Sports 1360 and FOX Sports IE 1350.
- San Diego State has won the event four times (2002, 2006, 2010 and 2011), which is tied with New Mexico for the league lead.
- Amazingly, San Diego State has played for the tournament title three of the last four years and in seven of the last nine seasons (2009, 2010, 2011, 2012, 2014, 2015 and 2016).
- San Diego State owns the highest winning percentage in Mountain West tournament history. The Aztecs own a 27-14 record (.659, with four titles).
- The Aztecs are 13-5 in the quarterfinal round of the event and have won their last 10 quarterfinal games.
- This is the third time SDSU has earned the five seed in the event. The Aztecs own a 3-1 record when in the five position, including the 2002 season when the Aztecs won their first MW tournament championship.
- San Diego State ended the regular season by winning its final six games (by an average of 14.0 ppg). The Aztecs own the longest active win streak in the Mountain West and are currently tied for the 14th-longest win streak nationally.
- The six-game win streak entering the conference tournament is SDSU's longest in the Mountain West era and longest since winning the final six games of the 1977-78 campaign when the Aztecs called the PCAA home.
- Two San Diego State players earned accolades in the coaches and media all-conference selections released earlier this week. Senior forward **Malik Pope** was named a second-team all-conference selection by the coaches and an honorable mention member by the media. Meanwhile, freshman forward **Jalen McDaniels** was named a third-team all-conference selection by the coaches and an honorable mention pick by the media.
- As an example of the dominance SDSU has been playing with of late, SDSU student-athletes have earned two of the last three Mountain West Player-of-the-Week honors. On Monday, senior guard **Trey Kell** earned the award after averaging 12.5 points, 6.5 assists and 4.0 rebounds in victories over Boise State and No. 21/21 Nevada. Two weeks earlier, **McDaniels** was honored by the conference.
- In its most recent outing, San Diego State ran its "Senior Day" win streak to 13 games (fourth-longest active streak nationally),

MOUNTAIN WEST TOURNAMENT RECORDS

Below is a list of the highest winning percentages in Mountain West tournament history.

Rk.	Team	W	L	Pct.	Championships
1.	San Diego State	27	14	.659	02, 06, 10, 11
2.	UNLV	26	14	.650	00, 07, 08
3.	Brigham Young	15	11	.577	01
4.	Utah	13	10	.565	04, 09
5.	Fresno State	5	4	.556	16
6.	New Mexico	16	14	.533	05, 12, 13, 14
7.	Nevada	4	4	.500	17
8.	Colorado State	14	17	.452	03
9.	Utah State	3	4	.429	
10.	Wyoming	11	17	.393	15
11.	Boise State	3	6	.333	
12.	TCU	2	7	.222	
13.	Air Force	4	18	.182	
14.	San Jose State	0	3	.000	

ON A ROLL

Below is a look at just how dominant San Diego State has been during its last six games.

	SDSU	Opp.
Victories	6	0
Scoring	470	386
Scoring Average	78.3	64.3
FG Percentage	47.9	41.4
3FG Percentage	34.1	32.7
FT Percentage	70.9	71.3
Rebound Average	36.2	31.5
Turnover Average	9.7	14.0

Two-point FG percentage: SDSU 56.0 pct. (126-225); Opp. 48.9 pct. (85-174).

SCORING MARGIN

Below are the nation's top scoring margins since Feb. 14 (start of SDSU's 6-0 stretch).

Rk.	School	Record	Margin
1.	Bucknell	6-0	+20.2
2.	Old Dominion	5-1	+16.8
3.	Houston	5-1	+15.7
4.	Buffalo	4-1	+15.6
5.	Gonzaga	5-0	+15.4
6.	Stephen F. Austin	5-1	+15.3
7.	San Diego State	6-0	+14.0
	Denver	4-0	+14.0
9.	Duke	4-0	+13.7
10.	Furman	6-1	+13.6

ASSIST-TO-TO RATIO

Below are the nation's top assist-to-turnover ratio since Feb. 14 (min: 6 apg).

Rk.	School	A/TO
1.	Trey Kell, SDSU	7.00
2.	John Konchar, IPFW	4.33
3.	Jordan McLaughlin, USC	4.22
4.	Jalen Adams, UConn	4.00
5.	Chris Chiozza, Florida	3.64
6.	Ivan Gandia-Rosa, UNF	3.45
7.	Jordan Strawberry, Mercer	3.42

Kell has 42 assists in the six games since his injury (7.00 apg). He had 40 assists total in his 12 previous games (3.33 apg).

San Diego State Aztecs

2017-18 Record: 19-10; 11-7 MW
 11 Postseason Berths in Last 12 Years, 10-Time MW Champions

- The Aztecs have won at least 19 games 13 straight years, which is tied for the 7th-longest active streak in the nation.
- San Diego State has advanced to postseason play in 11 of the last 12 seasons (2006 NCAA, 2007-09 NIT, 2010-15 NCAA, 2016 NIT).

Trends:

- SDSU is 12th nationally in winning percentage since the beginning of 2010-11, trailing Gonzaga, Wichita, Kansas, Duke, Arizona, Kentucky, SMC, UNC, Villanova, SFA and Louisville.
- San Diego State has won 65 straight games when shooting 50 percent or better from the field.

	PPG	RPG	APG	FG	3FG	FT	
0 Devin Watson <i>Guard, 6-1, 172, Jr.-TR</i> <i>Oceanside, Calif. (San Francisco)</i>	17-18 12.3 MW 11.8	2.5 2.3	3.9 4.1	40.8 42.6	37.5 46.3	75.9 69.8	1,226 career points (surpassed 1K mark vs. Bradley)... 63 career double-figure scoring games, 21 this season, 15 of last 19... Last 12 gms: 19-42 3FG (.452)... 22 career 20+pt. games (3 this year)... 13.6 career scoring average... 2.11 a/to this season... Multiple assists in 32 of last 37 gms... Last 18 gms.: 76 ast., 32 TOs... 31+ p.mts. in 9 of last 10 gms... 13 pts., 3 rebs., 4 ast., 0 TOs in 33 mins. vs. Boise.
2 Adam Seiko <i>Guard, 6-3, 195, Fr.-HS</i> <i>Boston, Mass. (Sierra Canyon HS (Calif.))</i>	17-18 -- MW --	-- --	-- --	-- --	-- --	-- --	Pronounced SAY-ko... Redshirting this season... Three-star signee by Rivals... Averaged 10.4 points, 3.2 rebounds, 2.0 assists, 1.6 steals as a senior at Sierra Canyon High... Sierra Canyon went 27-3, and was ranked No. 5 in California and No. 15 nationally his senior year... Known for defending opposing team's best perimeter player in high school... Strong guard who can shoot the three-point shot.
3 Trey Kell <i>Guard, 6-4, 216, Sr.-3L</i> <i>San Diego, Calif. (St. Augustine HS)</i>	17-18 9.5 MW 7.7	3.9 3.9	4.3 4.8	37.3 33.6	30.3 25.0	73.2 72.2	Preseason all-MW... 1,336 career points... 1 of 14 active players w/1,300 pts., 450 rebs., 300 asts., 100 stl... Returned vs. Wyoming after missing 3 gms. (left ankle) and has missed the closing moments of 5 SDSU losses due to injury... Scored in double figures 69x (7 20-pt gms)... 1 TO or less 68x... Since returning from inj. (6 games): 44 points, 42 asts., 6 TO in 178 min... 1.6 gms.: 42 asts., 6 TOs... CH 9 ast., 1 TO at SJSU.
4 Michael Sohikish <i>Guard, 5-9, 160, Jr.-RS</i> <i>San Diego, Calif. (University City HS)</i>	17-18 0.8 MW 0.5	0.2 0.0	0.2 0.3	3/9 1/5	0/4 0/3	2/4 0/0	Walk-on who has played in 10 games this season... A civil engineer major who served as a student-manager before earning playing time... Saw action in his first Mountain West game vs. Utah State, logging one minute of action... Career totals: 8 points, 2 rebounds, 2 assist, 22 minutes and just 1 turnover... Also saw action against: SD Christian, ASU, McNeese, EUU, Sacramento St., Bradley, SJSU, CSU, AF.
5 Jalen McDaniels <i>Forward, 6-10, 195, Fr.-RS</i> <i>Federal Way, Wash. (Federal Way HS)</i>	17-18 10.2 MW 12.6	7.4 8.5	0.8 0.9	59.8 62.8	20.0 2/8	79.1 81.3	Named MW POW (E19)... One of 5 Fr. in country w/10.0 pts., 7.0 rebs., 5.9 FG pct... Last 22 gms.: 12.1 pts., 8.2 rebs., 63.9 FG pct... Started last 18 gms... 13 of last 17 gms. w/10+ pts... 1 TO or less 22x... 8 double-doubles (6 vs. MW)... Ten 10+ rebound games (7 vs. MW)... CH 19 pts., 10 rebs. at CSU... 16 pts., CH 13 rebs. vs. AFA... 16 pts., 10 rebs., CH 3 blk. at SJSU... 15 pts., 10 rebs. vs. Boise State.
10 Max Montana <i>Forward, 6-9, 210, Jr.-1L</i> <i>Calabasas, Calif. (Indiana)</i>	17-18 7.4 MW 8.0	3.1 3.4	0.9 1.1	39.4 41.8	36.9 40.2	73.9 73.3	Snapped 0-15 3FG slump and is 33-79 (41.8 pct.) since (last 16 gms. played)... 73 3FG in last 41 GP... Min. 1 3FG in 36 of 51 gms. at SDSU... CH five 3FG 3x last season, 3x this year... 24 gms. w/multiple 3FG... 19 career 10+ scoring gms. (5 in last 11)... 18.4 mpg last 12 gms... SH 20 pts. (CH 5 3FG), 4 rebs. vs. CSU... 13 pts., 6 rebs. vs. AFA... 17 pts., CH 5 3FG vs. UNLV... 6 rebs. at AFA... 15 pts. (5-8 3FG) at SJSU.
11 Matt Mitchell <i>Foward, 6-6, 230, Fr.-HS</i> <i>Riverside, Calif. (Roosevelt HS)</i>	17-18 10.9 MW 10.6	4.0 3.6	1.8 1.8	44.7 47.3	36.0 35.7	78.4 74.3	28 starts (27 straight)... Is 61-119 FG (51.3 pct.) & 41-66 from 2-pt. range (62.1 pct.) over last 14 gms... 18 gms. w/at least 10+ pts... 45-115 3FG after starting career 0-10... 31 3FG in last 20 gms... 10 of last 11 gms. w/a 3FG when attempting 3FG... Has a steal in 18 of last 21 gms... CH 31 pts. (was 4th most by D-I freshman this season at the time) (10-14 FG, 7-11 3FG) vs. EUU... 11 pts., 3 ast., CH 3 stl. vs. Boise State.
20 Jordan Schakel <i>Guard, 6-6, 195, Fr.-HS</i> <i>Torrance, Calif. (Bishop Montgomery HS)</i>	17-18 3.5 MW 3.6	2.1 1.9	0.6 0.6	34.7 33.9	36.5 38.8	72.7 3/5	Averaging 14.4 mins. and played in all 29 games... Last 6 gms.: 8-19 3FG... FGM in 12 of last 18 gms... 1 TO or less in 22 straight games (4 TO, 291 mins)... 9 TOs this season (417 mins)... 27 3FG this season... 6 pts., CH 7 rebs., 2 ast. vs. Wash. St... CH 2 assists vs. Colorado St... 8 pts. in 19 mins. vs. Air Force... CH 14 pts. (4-5 3FG), 5 rebs., 2 ast., 1 stl., 17 min. vs. Wyoming... 4 pts., 3 rebs. at AFA.
21 Malik Pope <i>Forward, 6-10, 220, Sr.-3L</i> <i>Sacramento, Calif. (Laguna Creek HS)</i>	17-18 12.8 MW 13.1	7.0 7.0	1.1 1.2	51.2 49.7	36.8 27.3	69.6 72.5	Team co-captain... 1,058 career points (33rd Aztec)... 49 career double-figure scoring games... Six career 20+pt. games (three this season)... 12.8 ppg last 20 gms... 8.1 rpg last 7 gms... Made 76 of last 149 FGA (51.0 pct.)... 19 blocked shots in last 15 gms... 9 career double-doubles... Season-high 21 points (career-high 10 FGs), 9 rebs. at Wyo... 17 pts., 9 rebs. vs. UNLV... 12 pts., 6 rebs., 2 ast. vs. Boise.
24 Nolan Narain <i>Forward, 6-10, 226, So.-1L</i> <i>Hamilton, Ontario, Canada (La Lumiere School (Ind.))</i>	17-18 4.9 MW 4.6	2.1 1.5	0.3 0.3	68.8 65.6	36.4 3/7	65.2 71.4	Averaging 9.7 mins... Made first career start at San Jose State (8 pts., 4 rebs., 1 blk., 1 stl., 18 mins)... Has made 44 of 64 FGA this season... Last 6 games: 7.2 pts., 2.3 rebs., 65.4 FG, 12.0 mins... Played in 8 straight games... CH 18 pts. (8-10 FG, 1-1 3FG), 4 rebs., 18 mins. vs. Wyoming... 10 pts., 7 rebs. vs. Washington State... 9 pts., 4 rebs., 2 asts., 2 stls. vs. Bradley... 8 pts., 11 mins. vs. Boise.
42 Jeremy Hemsley <i>Guard, 6-3, 200, Jr.-2L</i> <i>Rancho Cucamonga, Calif. (Damien HS)</i>	17-18 7.6 MW 7.1	1.7 1.2	2.3 1.8	43.3 46.4	26.8 30.2	61.8 51.4	1,069 career points (11.0 ppg)... 117 career treys (12th in SDSU history)... Started 63 of 97 games in his career... Led team in scoring 27x and in assists 31x... SDSU is 16-3 when he has at least 7 assists and 33-12 when he has one TO or less... Has 9 career 20-pt. games... Double figures in scoring 57x... Multiple assists 17x this season... 34-67 FG (.507) last 11 gms... 19 pts. at UNLV... 13 pts. at FSU... 2 stl. vs. Boise.
45 Kameron Rooks <i>Center, 7-1, 266, Sr.-TR</i> <i>San Marcos, Calif. (California)</i>	17-18 2.9 MW 2.4	3.3 2.1	0.3 0.1	58.5 66.7	0/0 0/0	41.2 30.0	Graduate transfer from California... Has 79 career blocked shots... Has 5 career double-figure scoring games with 3 coming last year... Is a career 55.0-percent shooter from the floor... Cousin of former SDSU forward/MW champ JJ O'Brien... Son of the late Sean Rooks... 12 pts. (6-6 FGs), 6 rebs., 3 blks. vs. Nevada... 4 pts., 7 rebs. (4 off), 2 blk., 14 mins. vs. Air Force.

red indicates probable starter, black indicates reserve, ~~XXXX~~ indicates player is injured; gold indicates redshirt.

SCHEDULE / RESULTS

Date	Opponent (Television/Stream)	Time/Result	Note
N.2	UC San Diego - Exhibition	W, 98-79	► SDSU shoots 60.7 percent from the floor; Six Aztecs reach double figures in scoring; SDSU commits only six turnovers
N.10	San Diego Christian	W, 91-52	► Pope: Game-high 20 points (9-11 FG); Hemsley: 10 points, game-high six assists; SDSU shoots 56.1 percent from floor
N.14	at Arizona State (Pac-12 Networks)	L, 68-90	► SDSU rallies from 10-point first-half deficit to lead by six at halftime; ASU shoot 66.7 percent in the second half; Kell: 16 pts., 10 rebs.
N.17	McNeese (FOX Sports San Diego/Prime Ticket)	W, 83-52	► Aztecs lead at halftime, 46-19; SDSU shoots 49.3 percent for the game; Watson: 20 points, game-high eight assists, one turnover
N.20	Eastern Illinois (FOX Sports San Diego/Prime Ticket)	W, 94-63	► Mitchell scores 26 points in second half en route to 31 points (10-14 FG, 7-11 3FG); SDSU shoots 52.5 percent from floor (.520 3FG)
N.23	#vs. Sacramento State (ESPNU)	W, 89-52	► SDSU leads at halftime, 49-14, and by as many as 47 points; All 11 Aztecs scored; Watson: 12 pts.; McDaniels: Career-high 13 rebs.
N.24	#vs. [--/rv] Georgia (ESPN2)	W, 75-68	► Aztecs rally from 12-point first-half deficit; Four players score at least 11 points; Last 5 minutes: SDSU 14, Georgia 7
N.26	#vs. Washington State (ESPN2)	L, 86-93	► SDSU's 9-point 2nd-half lead gets erased; Pope misses 2nd half due to injury; Kell suffers 2nd-half injury w/SDSU up 5, returns down 1
N.30	at San Diego (FOX Sports West)	W, 66-57	► Aztecs win without Trey Kell (ankle) and Max Montana (knee); Watson: season-high 26 pts., 5 stls.; USD: .377 FG, .233 3FG, 4-7 FT
D.3	Bradley (STADIUM on Facebook Watch)	W, 75-52	► SDSU forced Bradley into missing nine of its first 10 attempts from the field in building a 22-3 lead; McDaniels: 14 pts., 12 rebs.
D.9	California (CBS Sports Network)	L, 62-63	► Aztecs rally from 14-point second-half deficit to lead by four with 50 seconds left; Pope: 20 pts.; Kell: 3 mins. in second half (quad)
D.21	[12/15] Gonzaga (CBS Sports Network)	W, 72-70	► SDSU jumps out to 11-0 lead; Aztecs never trailed; SDSU forces 16 turnovers, commits just 9; McDaniels: 15 pts., 10 rebs.
D.27	*at Wyoming (ESPN3)	L, 69-82	► SDSU leads at halftime, 40-37; Wyoming shoots 55.2 percent from field in second half (7-12 3FG); Pope: 21 pts. (10-22 FG), 9 rebs.
D.30	*Utah State (ESPN3)	W, 79-59	► The Aztecs never trail in defeating the Aggies for a 10th straight time; Watson (15), Montana (14), McDaniels (13), Pope (13) score 10+
J.2	*at Colorado State (CBS Sports Network)	W, 77-68	► SDSU shoots 48.3 percent, including 60 percent in the second half (6-10 3FG); McDaniels: career-high 19 pts, 10 rebs.; Hemsley: 13 pts.
J.9	*San José State (CBS Sports Network)	W, 85-49	► The Aztecs shoot 53.0 pct. (61 straight wins when shooting 50+ pct.); Hold SJSU to season-low 49 pts.; SH 25 assists on 35 FGM
J.13	*at [--/rv] Boise State (ESPN2)	L, 80-83	► Aztecs overcome 11-point deficit and lead late; Watson: 19 pts., 8 asts., 4 rebs.; Pope: 18 pts., 9 rebs.; McDaniels 16 pts.; Mitchell: 13 pts.
J.17	*Fresno State (ESPNU)	L, 73-77	► SDSU lets 10-point 2nd-half lead slip away; Watson has game-tying shot blocked with 21 seconds left; McDaniels: 14 pts., CH 13 rebs.
J.20	*at New Mexico (CBS Sports Network)	L, 75-79	► SDSU led by 13 points in the first half and 10 at halftime; Aztecs shot 13-for-15 from FT line; Pope and Watson: 16 pts.
J.24	*Colorado State (CBS Sports Network)	W, 97-78	► Seven Aztecs reach double figures in scoring, led by Max Montana's 20 pts. (career-high 5 3FG); SDSU: 55.6 FG pct., 25 asts., 9 TOs
J.27	*at UNLV (CBS Sports Network)	L, 78-88	► Aztecs rally from 11-point first-half deficit and take lead, but go into halftime tied at 38; SDSU allows UNLV to shoot 58.6 pct. from field
F.3	*Air Force (ESPN3)	W, 81-50	► SDSU shoots 51.9 percent from field, outrebounds Air Force, 41-29, blocks season-high 10 shots; McDaniels: 16 pts., career-high 13 rebs.
F.6	*at Fresno State (CBS Sports Network)	L, 61-79	► The Aztecs cannot overcome 16 turnovers; Fresno State shoots 60.7 percent in the second half; SDSU: 7-13 FT; Mitchell: 16 pts.
F.10	*at [23/23] Nevada (ESPN2)	L, 58-83	► SDSU was tied at halftime, 35-35; Nevada shoots 50.0 percent from the field in the second half (46.7 percent for game)
F.14	*Wyoming (CBS Sports Network)	W, 87-77	► The Aztecs' bench outscored Wyoming's reserves, 40-1; Narain: 18 pts., 18 mins.; Schakel: 14 pts. (4-5 3FG); SDSU shot 53.2 percent
F.17	*UNLV (CBS Sports Network)	W, 94-56	► SDSU notches largest margin of victory for either team in history of series (38 points); SDSU shoots 50.7 percent from field
F.21	*at Air Force (CBS Sports Network)	W, 67-56	► The Aztecs shoot 64.0 percent from the field in the second half; Mitchell: 17 pts. (6-7 FG; 4-5 3FG); Kell: Then-career-high 8 ast.
F.24	*at San José State (ESPN3)	W, 71-59	► SDSU has 17 assists on 22 baskets; Kell: Then-career-high 9 ast.; McDaniels: 16 pts. (10-10 FT), 10 rebs., career-high 3 blks.
F.27	*[rv/--] Boise State (CBS Sports Network)	W, 72-64	► San Diego State holds Boise State to MW-lows this season in margin of defeat, FG pct., points; McDaniels: 15 pts., 10 rebs.
M.3	*[21/21] Nevada (CBS Sports Network)	W, 79-74	► SDSU senior class combines for 45 points, 16 rebounds, 13 assists, 4 blocked shots; Kell: 17 pts., career-high 9 asts.
M.8	+vs. (4) Fresno State - Quarterfinal (CBS Sports Network) 2:30 p.m. PT		► San Diego State has reached the MW championship game seven of the last nine years

- Wooden Legacy (Titan Gym; Fullerton, Calif.), * - Mountain West game, + - MW Championship (Thomas & Mack Center; Las Vegas, Nev.)

with a 79-74 victory over No. 21/21 Nevada. The Aztecs scored the final 12 points of the first half and never trailed after intermission.

- Freshmen had led San Diego State in scoring the previous four games (for only the second time in the last 10 seasons) prior to Kell pacing the Aztecs with 17 points and nine assists (just one turnover) in the victory over Nevada. He became the first Aztec in the Mountain West era (since 1999-00 season) to post a 17-point, 9-assist game.
- Pope had a big game against the Wolf Pack, with 16 points, five rebounds and four assists. The senior also connected on 7-of-11 shots from the floor. Pope reached double digits for the fifth straight game he has played in and for the 49th time in his career.
- Senior Kameron Rooks had his best game of the season on Saturday with a season-high 12 points on 6-of-6 shooting from the field, six rebounds and three blocked shots. He is just the second Aztec player in the Brian Dutcher/Steve Fisher era to make at least six field goals without a miss, grab six rebounds and block three shots in a game (Billy White vs. Wyoming on Feb. 14, 2009).
- San Diego State is 16-2 this season when owning an advantage in FG percentage, 14-1 when attempting more free throws and 13-2 when committing fewer turnovers.
- In its last nine victories, San Diego State has outscored the opposition by 170 points (18.8 points per game).

OTHER NOTABLES

- Freshman forward Jalen McDaniels, who was named Mountain West Player of the Week on Feb. 19, has reached double figures in scoring in 13 of his last 17 games. During that stretch, he is averaging 12.9 points, 8.4 rebounds and is 83-131 (63.4 percent) from the field and 52-of-64 (81.3 percent) from the free-throw line.
- McDaniels is one of five freshmen nationally (and the only freshman in the Mountain West) to average 10.0 points, 7.0 rebounds and shoot 59 percent or better from the field, and among those five players, he has the fewest turnovers per game (1.0).
- Senior guard Trey Kell, who has been a first-team all-MW performer in his career, has fought through a series of injuries this season. The most recent, a left ankle sprain, kept him out of three straight games, before making his return against Wyoming. Since his return (6 games), he has played 178 minutes, with 44 points (7.3 ppg), 23 rebounds (3.8 rpg), 42 assists (7.0 apg), nine steals and just six turnovers.
- Kell leads the nation in assist-to-turnover ratio (7.00) since returning from his most recent injury on Feb. 14. How much of a lead does Kell have in this category? The player who is in second place on the list, would have to record 16 more assists without a turnover to tie him for the national lead. See bottom chart, page 1
- Kell, who has produced two 9-assist games in his last three outings, is the first SDSU player to record multiple 9-assist games in a season since Wesley Stokes had three such games in 2003-04. He is one of four Aztec players in the Mountain West era to produce

MEDIA RELATIONS

MEDIA RELATIONS OFFICE

Fowler Athletics Center
5302 55th Street, Suite 3014
San Diego, CA 92182
■ Office: 619.594.5547
■ Fax: 619.582.6541

MIKE MAY

Senior Associate A.D. of Communications and Media Relations

■ Coach Dutcher Interviews
■ E-Mail: mmay@mail.sdsu.edu
■ Office: 619.594.5547
■ Cell: 619.957.8372

DARIN WONG

Assistant A.D. - Media Relations

■ Student-Athlete Interviews
■ E-Mail: dwong@mail.sdsu.edu
■ Office: 619.594.5547
■ Cell: 310.489.2378
■ Twitter: @dwong_

STAY CONNECTED

■ Athletics Website: goaztecs.com
■ Twitter: @GoAztecs / @Aztec_MBB
■ Facebook: facebook.com/goaztecs
■ Instagram: @goaztecs / @aztec_mbb
■ YouTube: youtube.com/goaztecscom

SERIES HISTORY VS. FRESNO STATE

SAN DIEGO STATE LEADS, 61-54

Home: 39-19, Away: 21-32, Neutral: 1-3

Date	Location	Score
J.5.40	*San Diego (AG)	W 42-29
J.6.40	*San Diego (AG)	W 62-24
J.10.41	*San Diego (AG)	W 45-31
J.11.41	*San Diego (AG)	W 45-31
J.24.41	*Fresno	W 46-39
J.25.41	*Fresno	W 52-38
F.6.42	*San Diego (AG)	W 36-35
F.7.42	*San Diego (AG)	W 37-26
F.20.42	*Fresno	L 30-59
F.21.42	*Fresno	W 48-46
J.18.46	San Diego (AG)	W 48-29
J.19.46	San Diego (AG)	W 57-33
F.8.46	Fresno	W 38-33
F.9.46	Fresno	W 52-40
J.10.47	*Fresno	W 51-29
F.14.47	*San Diego (AG)	W 45-31
F.15.47	*San Diego (AG)	L 35-37
F.6.48	*San Diego (AG)	W 43-38
F.7.48	*San Diego (AG)	W 57-47
F.27.48	*Fresno	L 64-70
J.14.49	*Fresno	W 63-54
F.25.49	*San Diego (AG)	W 71-51
F.18.50	*Fresno	L 53-61
F.25.50	*San Diego (AG)	W 84-65
J.13.51	*San Diego (AG)	W 69-59
J.27.51	*Fresno	W 54-49
J.12.53	*San Diego (AG)	W 71-56
M.2.53	*Fresno	W 82-79
J.9.54	*San Diego (AG)	W 66-51
J.30.54	*Fresno	W 78-67
J.29.55	*Fresno	W 73-56
F.11.55	*San Diego (AG)	W 82-64
J.27.56	Fresno	W 96-88
J.28.56	Fresno	L 86-88
F.8.57	*San Diego (AG)	L 78-83
F.9.57	*San Diego (AG)	L 55-71
J.10.58	*San Diego (AG)	ot-W 73-71
J.31.58	*Fresno	L 65-93
M.4.58	*N-Los Angeles	ot-L 73-76
J.30.59	*Fresno	L 59-73
F.20.59	*San Diego (AG)	W 74-69
J.23.60	*San Diego (AG)	L 57-61
J.29.60	*Fresno	L 62-80
J.14.61	*Fresno	L 53-54
F.18.61	*San Diego (AG)	L 60-64
J.13.62	*San Diego (PG)	L 65-77
F.17.62	*Fresno	L 69-73
J.11.63	*San Diego (PG)	ot-W 65-60
F.15.63	*Fresno	L 56-64
J.11.64	*Fresno	L 63-74
F.15.64	*San Diego (PG)	L 61-68
J.16.65	*San Diego (PG)	W 69-67
F.20.65	*Fresno	L 72-90
J.14.66	*Fresno	L 49-86
F.18.66	*San Diego (PG)	W 69-66
J.14.67	*San Diego (PG)	W 84-63
F.18.67	*Fresno	L 62-76
J.12.68	*Fresno	W 71-60
F.16.68	*San Diego (PG)	W 86-70
J.11.69	San Diego (PG)	L 78-91
F.15.69	Fresno	L 68-87
J.30.70	*San Diego (PG)	L 80-88
F.13.70	*Fresno	L 91-100
J.30.71	*Fresno	L 96-97
F.13.71	*San Diego (PG)	W 106-95
F.4.72	*San Diego (SA)	W 73-72
M.4.72	*Fresno	W 90-80
J.13.73	*Fresno	W 79-71
M.3.73	*San Diego (SA)	W 76-75
J.19.74	*San Diego (PG)	W 57-56
F.16.74	*Fresno	W 80-78
J.30.75	*San Diego (PG)	W 73-60
M.2.75	*Fresno (d)	L 64-68
J.31.74	*San Diego (PG)	W 108-84
F.26.76	*Fresno	L 82-87
J.27.77	*Fresno	L 61-77
F.19.77	*San Diego (PG)	W 80-58
M.2.77	*San Diego (PG) (1R)	W 51-41
J.21.78	*Fresno	L 49-59
F.16.78	*San Diego (SA)	W 45-41
D.28.85	San Diego (SA) (HB)	L 49-61
J.30.93	*San Diego (PG) (d)	L 67-72
F.6.93	*Fresno	L 70-78
J.27.94	*Fresno	L 59-76
F.3.94	*San Diego (PG)	L 79-93
J.21.95	*San Diego (PG)	L 65-69
F.11.95	*Fresno	L 58-66
M.8.95	*N-Albuquerque (1R)	W 71-57
J.18.96	*Fresno	L 67-79
F.8.96	*San Diego (SA)	ot-L 89-99
J.30.97	*Fresno	L 71-87
M.1.97	*San Diego (SA) (d)	L 92-103
J.31.98	*San Diego (CA)	L 94-97
F.26.98	*Fresno	L 70-86
M.5.98	*N-Las Vegas (QF)	L 57-92
J.28.99	*Fresno	L 80-101
F.25.99	*San Diego (CA)	L 84-95
M.27.00	Fresno	L 62-70
D.8.01	San Diego (CA) (21/16)	W 95-78
M.11.07	Fresno (d) (WV)	W 89-72
N.22.08	San Diego (CA) (d)	W 80-56
N.23.09	Fresno (WV)	W 62-58
J.9.13	*Fresno	W 65-62
F.9.13	*San Diego (VA) (d)	W 75-53
J.15.14	*San Diego (VA)	W 68-60
M.1.14	*Fresno	W 82-67
J.3.15	*Fresno	L 57-59
J.27.15	*San Diego (VA)	W 58-47
J.19.16	*San Diego (VA)	ot-W 73-67
F.10.16	*Fresno	L 57-58
M.12.16	*N-Las Vegas (CH) (d)	L 63-68
F.4.17	*Fresno (d)	W 70-67
F.22.17	*San Diego (VA)	L 55-63
J.17.18	*San Diego (VA)	L 73-77
F.6.18	*Fresno	L 61-79

AG - Aztec Gym, SA - San Diego Sports Arena, PG - Peterson Gym, CA - Cox Arena, VA - Viejas Arena, d - Day Game, 1R - First Round, QF - Quarterfinal, CH - Championship, N - Neutral, HB - Holiday Bowl Classic, WV - World Vision Classic, WW - West Coast Classic, (#/#) - Opponent National Ranking

two career games with nine assists (others: Deandre Moore 4, Wesley Stokes 3 and Lorenzo Wade 2).

- **Kell** has been unavailable for at least the closing minutes of five of SDSU's 10 losses this season, including missing the entire game at Fresno State earlier this season.
- Junior guard **Devin Watson** has scored in double figures in 15 of his last 19 outings (11.7 ppg). In his last 18 contests, he is 31-of-67 (46.3 percent) from three-point range. Watson is currently averaging 3.9 assists per game and the only SDSU player in the last 14 years to average at least four assists a game in a season was Xavier Thames (4.1 apg in 2011-12). Watson, who is averaging 12.3 points and 3.9 assists per game, is looking to become the first Aztec player to average at least 12.5 points and four assists per game for a season in the Dutcher/Steve Fisher era (since 1999-00).
- Of San Diego State's 10 losses this season, six have come in games in which SDSU was tied or led at halftime, four have come by four points or fewer, and four have come when SDSU led with five minutes to play in the game.
- San Diego State has been extremely unfortunate this season. The Aztecs have lost five games in which SDSU had a lead in the final five minutes of the game and is 1-4 in games decided by four points or less.

CONFERENCE TOURNAMENT HISTORY

- San Diego State is competing in its 19th Mountain West tournament.
- The Aztecs have won the conference tournament title four times (2002, 2006, 2010 and 2011). SDSU's four titles are tied with New Mexico for the most in league history.
- In the Mountain West era, San Diego State has won the title as the one seed, the two seed, the four seed and the five seed.
- San Diego State's overall MW era tournament record is 27-14 (65.9 percent). The Aztecs' winning percentage of 65.9 percent is the highest in the event's history among active MW members. SDSU surpassed UNLV (26-14, 65.0 percent) last season after defeating the Runnin' Rebels in the opening round. UNLV has played 33 of their 40 conference tournament games during the span in Thomas & Mack Center.
- San Diego State has advanced to the championship game seven of the last nine seasons.

SDSU DIVISION I CONFERENCE TOURNAMENT HISTORY

Category	PCAA	WAC	MW	TOTAL
Overall	4-2	10-11	27-14	41-27
Opening/First Round	0-0	7-2	1-0	8-2
Quarterfinals	2-0	1-7	13-5	16-12
Semifinals	1-2	1-2	9-4	11-8
Championship	1-0	1-0	4-5	6-5

SERIES HISTORY VS. FRESNO STATE

- The game between San Diego State and Fresno State will mark the 116th in the series. The 115 previous meetings is the most against any opponent in school history, easily outdistancing itself from the 93 all-time meetings with UC Santa Barbara.
- The Aztecs hold a seven-game edge over the Bulldogs in the all-time series, 61-54, and have won 11 of the last 17. San Diego State owns a commanding 39-19 lead in games played in San Diego, including wins in six of the last eight meetings. In games played in Fresno, however, SDSU is 21-32, but has won five of the last eight meetings.
- Five of the last eight meetings in Fresno have been decided by 10 points or less. The Aztecs had won last three straight games at Save Mart Center by a total of 22 points before losing two in a row by three combined points. Last year proved more of the same with the Aztecs claiming a 70-67 win to snap Fresno State's 13-game home conference winning streak and nine-game overall home winning streak. SDSU, however, lost at Fresno State this season, 79-61.
- The series has been one of streaks. The Aztecs started the series in 1940 by winning the first eight meetings and 15 of the first 16. As the series progressed, SDSU went on to win 29 of the first 33 contests, going up to 1956. Beginning with the second game of the season series in 1956, the Bulldogs won three straight and 15 of the next 18. During that 18-game span, Fresno State ran off six consecutive victories as well. After trading wins for a few seasons, in 1969, the Aztecs lost five in a row and then won the next eight. It wasn't until 1985 that another streak began as the Bulldogs won seven straight and 17 of 18 before SDSU pulled the upset in 2001, which was the first of the Aztecs' eight-game series winning streak, which was stopped in Fresno in 2015. Since that loss, the Bulldogs own a 5-3 edge and have won three straight.

ILL-TIMED INJURIES TOOK THEIR TOLL

- Entering the Mountain West tournament quarterfinal game, San Diego State student-athletes have missed 14 games this season due to injury or illness. However, that does not begin to tell the story of the impact injuries have had during the 2017-18 season. In addition to the 14 man-games missed this season, there have been seven other times, all in losses, that a significant Aztec player has not been able to play or been unable to finish the game due to injury. Below is a look at how these injuries and illnesses have come into play in losses during the season.

Date	Opponent	Final	Player & Note
N.26.17	vs. Washington State	L, 86-93	Kell (ankle) pre-injury: 19 pts., 7-13 FGs, 2-4 3FGs, 5 rebs., 4 stls., 3 asts. After injury: 0 pts., 0-3 FGs, 0-2 3FGs, 0 rebs., 0 stls., 0 asts., team-high +8 before injury; missed the next two games because of injury; he was unable to finish game.
D.19.17	California	L, 62-63	Pope (foot) did not play last 21:34 of game; Avg. 13.1 pts., 6.6 rebs. per game SDSU led by nine points with under nine minutes to play.
D.27.17	at Wyoming	L, 69-82	Kell (quad contusion) injured in the first half, but was not the same and was only able to play three minutes after halftime (18 for the game); Had season-low three points (had scored 10+ in six straight games).
			Hemsley (ill) missed entire game. SDSU led by three at the half. Hemsley averages

J.17.18	Fresno State	L, 73-77
J.20.18	at New Mexico	L, 75-79
J.27.18	at UNLV	L, 78-88
F.6.18	at Fresno State	L, 61-79
F.10.18	at Nevada	L, 58-83

22.0 minutes and 8.2 ppg.

Pope (knee to groin) missed the final 5:36 of game. Game tied when he departed. Kell (sick, diagnosed with walking pneumonia 36 hours later). Kell played, but was far less than 100 percent in a one possession game (UNM made two free throws with three seconds left for the final margin).

Kell (left ankle sprain) prior to the first media time out. Was unavailable the last 37 minutes of the game and has not practiced since the injury; this was a one-possession game midway through the second half.

Kell (left ankle sprain) missed the entire game. Hemsley, primarily a scorer off the bench this season, started and scored 13 points. Bench: 2 pts., 1-6 FG.

Kell (left ankle sprain) missed the entire game. Game was tied, 35-35, at halftime. Bench: 8 pts., 3-9 FG.

19-WIN MARK

- SDSU hit the 19-win mark for the 13 straight season, which is tied for the seventh-longest active streak nationally. The Aztecs trail Kansas (35 straight seasons), Duke (22), Gonzaga (21), Louisville (17), North Carolina (16) and Michigan State (14), and are tied with Belmont (13) and Brigham Young (13).

DOUBLE-DOUBLE ANIMAL STYLE

- Jalen McDaniels has eight double-doubles this season and is two away from entering into a 12th-place tie for the most in a single season. One player who had 10 double-doubles in a season was Michael Cage during his freshman and sophomore campaigns.
- McDaniels had two straight double-doubles for the first time of his career (at San José State, vs. Boise State) and has accomplished the feat in three of his last five outings.

DISHING MORE THAN DIRT

- Trey Kell had a streak of dishing at least six assists in four straight games, going for six vs. Wyoming, six vs. UNLV, eight at Air Force and a career-high nine at San José State. In that stretch, he had 29 assists against just three turnovers in 115 combined minutes.
- Kell is the first Aztec to have at least six assists in four straight games since Xavier Thames during the 2011-12 season. That year, Thames had six at UC Santa Barbara (Nov. 26, 2011), six vs. No. --/22 Creighton (Nov. 30, 2011), seven vs. No. 24/23 California (Dec. 4, 2011) and 11 at San Diego (Dec. 7, 2011).
- Over his last six games, he has 42 assists and six turnovers in 178 minutes, and has a pair of 9-assists efforts (at SJSU, vs. Nevada).

SDSU VS. THE AP TOP 25

- SDSU is 9-9 over the last five seasons vs. teams ranked in the AP Top 25 Poll. The Aztecs are 9-8 against AP Top 25 teams since Nov. 29, 2013.
- In home games vs. teams ranked in the AP poll, the Aztecs are 7-2 in their last nine and 11-5 in their last 16.
- The Aztecs have won their last eight home games vs. AP Top 25 teams ranked outside the top seven nationally.
- SDSU has won their last four home games against AP Top 25 Mountain West schools regardless of rank.
- San Diego State is 2-3 over the last four seasons on the road vs. AP-ranked teams.
- San Diego State is 5-7 in its last 12 games against AP Top 25 teams away from home (includes road and neutral site games).
- Brian Dutcher is 2-1 vs. AP Top 25 teams and 2-0 at home.

BENCH COMING THROUGH

- During its two-game home stretch vs. Wyoming and UNLV, San Diego State's bench outscored its opponent's reserves, 70-8. The 70 bench points were the most in a two-game span since Nov. 21 and Nov. 28, 2016, vs. California in Sacramento and Savannah State, when the Aztec bench combined for 72 points.
- The 70 bench points over two games were the most in Mountain West game since Feb. 25, 2014 and March 1, 2014, when the Aztecs combined for 74 points vs. San José State and at Fresno State, respectively.
- In the home win over No. 21/21 Nevada, the Aztecs reserves outscored the Wolf Pack bench, 19-0. It marked the second time this season that SDSU held an opponent's bench scoreless (at Boise State).

A FIRST FOR SDSU

- San Diego State, in home games vs. Wyoming and UNLV, scored 181 points and represented the most in a two-game span during its time as a member of the Mountain West, which dates to the 1999-2000 campaign.
- The 181 points over two games were the most in a conference game since Jan. 29, 1998 and Jan. 31, 1998, when the Aztecs scored 182 combined points vs. San José State and Fresno State, respectively.

1,000 X 4

- San Diego State boasts four 1,000-point scorers in Trey Kell (1,336), Devin Watson (1,226), Jeremy Hemsley (1,069) and Malik Pope (1,058). SDSU became the fifth team nationally to have at least four 1,000-point scorers (Cincinnati, Nevada, North Carolina State, Saint Mary's) when Pope hit the mark in the home game vs. Wyoming.
- Kell, Hemsley and Pope are SDSU's first trio of 1,000-point scorers (all points scored while at San Diego State) on the same team in school history.

POPE HITS 1,000

- Malik Pope hit the 1,000-point scoring plateau for his career in the home game vs. Wyoming. The senior needed 10 points and finished with 10 points in his 117th career game. He is the 33rd member on SDSU's list.
- He followed in the footsteps of Jeremy Hemsley, who accomplished the feat at UNLV on Jan. 27.

AMONG THE BEST

BEST FOOTBALL AND MEN'S BASKETBALL WINNING PERCENTAGE SINCE THE BEGINNING OF THE 2010-11 ACADEMIC YEAR (through March 3)

Rk.	Team	W	L	Pct.
1.	Ohio State	296	93	76.1
2.	Louisville	286	102	73.7
3.	San Diego State	280	103	73.1
4.	Michigan State	287	106	73.0
5.	Oregon	287	107	72.8
6.	Wisconsin	288	109	72.5
7.	Arizona	282	107	72.5
8.	Duke	278	109	71.8
9.	North Carolina	282	115	71.0
10.	Kentucky	274	120	69.5

BEST MEN'S BASKETBALL WINNING PERCENTAGE SINCE THE BEGINNING OF THE 2010-11 SEASON (through March 3)

Rk.	Team	W	L	Pct.
1.	Gonzaga	240	44	84.5
2.	Wichita State	232	48	82.9
3.	Kansas	238	52	82.1
4.	Duke	228	57	80.0
5.	Arizona	228	58	79.7
6.	Kentucky	235	60	79.7
7.	Saint Mary's	210	59	78.1
8.	North Carolina	224	70	76.2
9.	Villanova	210	66	76.1
10.	Stephen F. Austin	197	63	75.8
11.	Louisville	215	69	75.7
12.	San Diego State	207	70	74.7
13.	Virginia	201	69	74.4
14.	Belmont	198	69	74.2
15.	Cincinnati	202	71	74.0

QUICK FACTS

GENERAL

Location	San Diego, Calif., 92182
Founded	1897
Enrollment	32,396
Nickname	Aztecs
Colors	Scarlet and Black
PMS Color	185
Arena	Viejas Arena at Aztec Bowl
Opened	1997
Capacity	12,414
Affiliation	NCAA Division I
Conference	Mountain West
President	Sally Roush
Athletics Director	John David Wicker
Alma Mater (Year)	Mississippi State (1992)
Athletic Department Phone	619-594-3019
Ticket Office Phone	619-283-7378
	or 619-283-SDSU

HISTORY

Seasons of Basketball (Entering 2017-18)	97th
First Season of Basketball	1921-22
All-Time Record (Entering 2017-18)	1,442-1,101-1
NCAA Tournament Appearances	13
Seasons of Div. I Basketball (Entering 2017-18)	48th
First Season of Div. I Basketball	1970-71
All-Time Div. I Record (Entering 2017-18)	754-656
NCAA Div. I Tournament Appearances	11
Last NCAA Appearance	2015
NIT Appearances	6
Last NIT Appearance	2016

MEDIA RELATIONS

Sr. Assoc. AD/Communications & Media Relations	Mike May
May Cell Phone	619-957-8372
May E-mail	mmay@mail.sdsu.edu
Asst. AD/Media Relations	Darin Wong
Wong Cell Phone	310-489-2378
Wong E-mail	dwong@mail.sdsu.edu
SID Mailing Address	Aztec Media Relations Fowler Athletics Center 5302 55th Street, Suite 3014 San Diego State University San Diego, CA 92182
SID Main Office Number	619-594-5547
SID Fax Number	619-582-6541

HEMSLEY REACHES SCORING MILESTONE

- Jeremy Hemsley needed 14 points to reach 1,000 points for his career and the junior hit the mark plus-one when he converted a lay-up with 15:07 left in the second half at UNLV on Jan. 27. The basket gave him 15 points before he finished with a team-high 19.
- He became the 32nd member of the Aztecs' 1,000-point club and the first to join it since Trey Kell (Feb. 12, 2017).

BALANCED SCORING

- San Diego State currently has four players averaging double figures in scoring (Malik Pope - 12.8, Devin Watson - 12.3, Matt Mitchell - 10.9, Jalen McDaniels - 10.2). The Aztecs have not finished a season with four double-digit scorers since the 2010-11 campaign (Kawhi Leonard - 15.5, Malcolm Thomas - 11.4, D.J. Gay - 10.3, Billy White - 10.3). That team won the Mountain West championship, advanced to the Sweet 16 and finished with a 34-3 record.
- Trey Kell is also near a double-figure average in scoring at 9.5 points per game. Only twice has SDSU had five players average at least 10 points in its Division I history (1970-71, 1972-73).

IMPRESSIVE FIRST-YEAR CLASS

- SDSU's freshman class of Jalen McDaniels, Matt Mitchell and Jordan Schakel has joined the top 10 list of highest scoring freshman classes in the program's Division I history. The trio has scored 711 points to rank fourth and needs 717 to own the third-place slot.
- The group already surpassed the freshman class of 2009-10 that featured Kawhi Leonard, Chase Tapley and Alec Williams (707 points).

HELPING HAND

- Devin Watson is currently averaging 3.9 assists, which would be the highest assist average since Jason Richey dished out 3.9 per game during the 1996-97 season. If the season ended today, Watson's average would rank seventh at SDSU since at least the 1996-97 campaign.

PIN-POINT ACCURACY

- Jalen McDaniels is shooting 59.8 percent from the field (63.3 percent on two-point field-goal attempts) and that is after an 8-for-24 start to his career (33.3 percent). His current shooting percentage would rank tied for sixth in SDSU single-season history and is the highest since Billy White made 61.5 percent of his attempts as a freshman in 2007-08.

POINTS ON POINTS ON POINTS

- San Diego State scored 98 points in the exhibition vs. UCSD. The Aztecs scored more than that once last season (100 vs. Savannah State). Outside of that, SDSU scored more than 80 points three other times (SD Christian, vs. Tulsa, vs. Boise State) in 2016-17.
- So far this season, the Aztecs have hit the 75-point plateau 18 times and scored at least 80 points 11 times.
- The last three seasons, the Aztecs have averaged 61.8 points per game in 2014-15, 68.6 in 2015-16, and 68.5 in 2016-17.
- The school record for points per game for an entire season is 86.9, which occurred in SDSU's first season as a Division I member (1970-71). San Diego State is currently averaging 77.4 points.

SHARING IS CARING

- San Diego State had 25 assists on 35 baskets in the home game vs. San José State. It marked the Aztecs' most in a Mountain West game. The MW is in its 19th season.
- The Aztecs equaled that performance at home vs. Colorado State when they had another 25 assists on 35 buckets. SDSU got close to that number with 22 helpers on 33 field goals vs. Wyoming and replicated the 22-assist effort vs. UNLV.
- SDSU's first 25-assist effort this season was its most since recording 27 vs. St. Katherine College on Dec. 27, 2013, and its most vs. a Division I foe since Dec. 12, 2006, vs. Campbell. It was the fifth highest total vs. any opponent since at least the 1996-97 campaign.
- With San Diego State's 25-assist performance vs. CSU, it became the third program to have two 25-assist games in the 2018 calendar year, joining Oakland and Wichita State.

GONE-ZAGA

- San Diego State's win vs. then No. 12/15 Gonzaga snapped the Bulldog's 12-game road winning streak, which was the longest among all Division I schools.
- It was also the highest-ranked AP Top 25 team the Aztecs had defeated since Jan. 14, 2012, when they downed No. 12 UNLV, and it was the highest-ranked non-conference AP Top 25 foe they had beaten since they won at No. 11 Gonzaga on Nov. 16, 2010.

CRASHING THE BOARDS

- Jalen McDaniels' 13-rebound effort vs. Sacramento State occurred in the freshman's fifth game of his career. It marked the fastest double-figure rebounding performance to start a career since Skylar Spencer accomplished the feat in his fifth game in 2012-13.
- McDaniels' two double-digit rebounding efforts in his first nine games of his career is the best performance by a freshman since Kawhi Leonard had three in his first nine games back in 2009-10.

CASHING IN

- The Aztecs are shooting 71.9 percent from the free-throw line, which is currently fifth all-time at SDSU and would all just short of breaking the Division I school record of 72.8 (2005-06).

THREE AMIGOS

- Devin Watson's 26-point, 5-steal effort at San Diego put him in a select group in recent SDSU history. The junior joined Jason Richey (Dec. 3, 1996) and Jamaal Franklin (Dec. 30, 2011) as the only players to put up at least 25 points and five steals in a single game.
- At the end of the night in Linda Vista, Watson was the ninth Division I player to accomplish the feat this season.

QUICKER TEMPO

- San Diego State ranks 169th nationally in adjusted tempo, according to KenPom.com (through Feb. 28). That number is a huge improvement over the last several seasons when the Aztecs ranked 309th last year (2016-17) and 321st the season before (2015-16). Since 2007-08, SDSU's average ranking in adjusted tempo had been 263rd nationally.

PART OF THE LEGACY

- Devin Watson and Trey Kell etched their names in the Wooden Legacy record book with their all-tournament team appointment. Watson in three games averaged a team-best 17.0 points, while adding 3.0 rebounds, 4.0 assists and 1.3 steals. Kell, meanwhile, averaged 14.3 points, 4.7 rebounds, 3.3 assists and 1.7 steals. Combined, they were 20-for-26 from the free-throw line.
- Jalen McDaniels (7.0 ppg, 7.3 rpg), Matt Mitchell (12.0 ppg, 4.7 rpg) and Malik Pope (6.7 ppg, 4.3 rpg) were named to the Wooden Legacy honorable mention list.

QUIETING UGA

- SDSU defeated Georgia in the semifinals of the Wooden Legacy and in the process, picked up its first win over a current SEC school since Dec. 21, 1985, when it beat Florida in Las Vegas.
- SDSU rallied from a 12-point first-half deficit to earn the hard-fought 75-68 victory 18 hours after beating Sacramento State.
- The win marked the Aztecs' third vs. a current SEC school. They also defeated Missouri in San Diego on Dec. 21, 1978.

TOURNAMENT SUCCESS

- SDSU, which won the 2016 Hawaiian Airlines Diamond Head Classic last season, has experienced success in 8-team tournament events. SDSU is 15-3 in those type of events since the start of the 2008-09 campaign after going 2-1 at the 2017 Wooden Legacy.
- During the current run, Aztecs have played for the title all six times, winning the 2009 Great Alaska Shootout, the 2013 Wooden Legacy and the 2016 Diamond Head Classic. SDSU fell short in the '12 Diamond Head, the '14 Maui Invitational and the '17 Wooden.
- Next season, the Aztecs will be part of the 2018 Maui Invitational field that includes Arizona, Auburn, Duke, Gonzaga, Illinois, Iowa State and Xavier.

ALL-AROUND PERFORMANCE

- Jeremy Hemsley turned in 10 points, six assists and three steals, while committing just one turnover in 22 minutes vs. San Diego Christian. He is the 11th Aztec to have at least that stat line in a game since at least 1996-97, and the first to do so since Chase Tapley vs. Bryant on Nov. 11, 2011.
- He is the second Aztec to accomplish the feat while playing less than 30 minutes, joining Chad Nelson, who did it on Jan. 25, 1997, in 25 minutes vs. Hawai'i.

STAR-STUDED COMPANY

- Matt Mitchell received the starting nod for Brian Dutcher, making him the first true freshman since Jeremy Hemsley to start in their debut. Hemsley was later named Mountain West Freshman of the Year and is a two-time all-conference selection. Prior to Hemsley, Trey Kell earned the nod in his first game at SDSU and has become a two-time all-MW performer.
- Mitchell is just the 15th freshman to start a season-opening game with Dutcher on the bench, dating back to the 1988-89 campaign, and the 10th while Dutcher has been at SDSU. The others are Juwan Howard, Jalen Rose, Chris Webber, Jerod Ward, Albert White, Bradley Jackson, Steve Sir, Brandon Heath, Richie Williams, D.J. Gay, Tim Shelton, Kawhi Leonard, Kell and Hemsley.

TOUGH OUT AT HOME

- SDSU has been one of the hardest teams to beat at home since the start of the 2005-06 campaign.

BEST HOME RECORDS, SINCE START OF 2005-06 (through March 3)

Rk.	Team	W	L	Pct.
1.	Kansas	214	14	93.9
2.	Duke	200	16	92.6
3.	Gonzaga	180	18	90.9
4.	Belmont	151	18	89.3
5.	Kentucky	201	25	88.9
6.	Stephen F. Austin	172	22	88.7
7.	Brigham Young	187	24	88.6
8.	Michigan State	188	25	88.3
10.	San Diego State	182	26	87.5
10.	Ohio State	217	31	87.5

TOUGH AWAY FROM HOME

- SDSU is 96-55 (63.6 percent) in road/neutral games since March 6, 2010, which is the 10th-best winning percentage nationally.

BEST ROAD/NEUTRAL RECORDS, SINCE MARCH 6, 2010 (through March 3)

Rk.	Team	W	L	Pct.
1.	Gonzaga	125	34	78.6
2.	Wichita State	114	38	75.0
3.	Kansas	116	44	72.5
4.	Duke	114	48	70.4
5.	Villanova	104	50	67.5
6.	Kentucky	109	53	67.3
7.	Arizona	101	50	66.9
8.	Saint Mary's	86	43	66.7

LEADERS OF THE MOUNTAIN WEST

MOST MOUNTAIN WEST CHAMPIONSHIPS (current members only)

Rk.	Team	MW Titles
1.	San Diego State	10
2.	New Mexico	8
3.	Nevada	3
	UNLV	3
	Wyoming	3
6.	Air Force	1
	Boise State	1
	Colorado State	1
	Fresno State	1

MOST MOUNTAIN WEST CHAMPIONSHIPS WON BY A HEAD COACH IN LEAGUE HISTORY

Rk.	Team	MW Titles
1.	Steve Fisher, San Diego State	10
2.	Steve Alford, New Mexico	6
3.	Dave Rose, Brigham Young	4
4.	Steve Cleveland, Brigham Young	3
	Eric Musselman, Nevada	3
6.	four tied with	2

PRESEASON MOUNTAIN WEST POLL

Rk.	Team	Points	1P Votes
1.	Nevada	257	19
2.	San Diego State	229	2
3.	Boise State	211	2
4.	Fresno State	188	--
5.	Colorado State	154	--
6.	UNLV	138	1
7.	Wyoming	133	--
8.	Utah State	102	--
9.	New Mexico	93	--
10.	San José State	41	--
11.	Air Force	38	--

All-MW Team

Trey Kell, Sr., G, San Diego State

Chandler Hutchison, Sr., G, Boise State

Jordan Caroline, Jr., G/F, Nevada

Koby McEwen, So., G, Utah State

Justin James, Jr., G, Wyoming

Player of the Year: Chandler Hutchison, Sr., G, Boise State

Freshman of the Year: Brandon McCoy, F, UNLV

Newcomer of the Year: Caleb Martin, Jr., F, Nevada

9.	North Carolina	113	58	66.1
10.	San Diego State	96	55	63.6

- Included in that stretch are victories at Kansas, at Arizona, at Gonzaga, at New Mexico (four times), at UNLV (nine times), at California, at Utah State (twice), at Utah and at USC. Also included are neutral court victories over UCLA, California (twice), Marquette, Creighton, Georgia, New Mexico, BYU (twice), Oklahoma, Pittsburgh and St. John's.

STREAKING THROUGH CALIFORNIA

- SDSU had won 47 straight games vs. teams from the state of California, a streak that dated to Dec. 2, 2009, before falling at Fresno State, 59-57, on Jan. 3, 2015.
- The Aztecs are now 67-9 in their last 76 vs. California schools and 53-2 in their last 55 vs. non-league California teams (53-1 in last 54 in games played indoors).
- San Diego State has also beaten seven Pac-12 schools during this remarkable run.
- The 47-game winning streak vs. California schools was the longest active streak in the country ahead of second-place BYU (22 straight vs. Colorado teams) and Pittsburgh (22 straight vs. Pennsylvania teams).

NICE RUN

- San Diego State is a member of the California State University system and it had won 22 straight home games against CSU schools dating to the 2000-01 campaign. The streak ended on Feb. 22, 2017, when Fresno State earned a 63-55 victory. Prior to the defeat, the Aztecs' last loss to a Cal State school at home happened back on Jan. 5, 2000, against Cal State Fullerton.
- The Aztecs are now 24-3 in their last 27 games vs. CSU teams.
- SDSU has also won 22 consecutive non-conference games vs. its fellow CSU institutions. The Aztecs have not suffered a loss since Nov. 27, 2000, at Fresno State (WAC).

PRETTY GOOD WHEN LOW ON TIME

- The Aztecs have been good at preparing when short on time. When there is less than 24 hours to prepare, SDSU is 18-2 in its last 20 regular-season tries.

ATOP THE MOUNTAIN

- Since the beginning of the Mountain West in 1999-00, San Diego State has the most men's basketball championships than any other current member of the league, which is a remarkable feat considering the Aztecs went 0-14 in league play the first season (1999-2000) and 4-10 the second year (2000-01). Here is the list of current Mountain West schools with their regular-season championships (includes ties) and tournament championships: 1. San Diego State 10, 2. New Mexico 8, t-3. UNLV 3, t-3. Wyoming 3, t-3. Nevada 3, t-6. Air Force 1, t-6. Colorado State 1, t-6. Boise State 1, t-6. Fresno State 1.

MOUNTAIN WEST RECORDS (through March 3), SINCE 2010-11 SEASON (includes MW Championship)

Rk.	Team	W	L	Pct.	RS Championships	Tourney Championships
1.	San Diego State	113	43	72.4	5	1
2.	New Mexico	95	54	63.8	2	3
3.	Boise State	74	55	57.4	1	0
4.	Fresno State	64	50	56.1	0	1
5.	Colorado State	80	69	53.7	0	0
6.	Nevada	60	53	53.1	2	1
7.	UNLV	74	75	49.7	0	0
8.	Utah State	42	54	43.8	0	0
9.	Wyoming	61	84	42.1	0	1
10.	Air Force	46	99	31.7	0	0
11.	San José State	13	79	14.1	0	0

AZTECS PICKED SECOND IN MW PRESEASON POLL/KELL NAMED PRESEASON ALL-MW

- SDSU was picked to finish second in the Mountain West media poll. It marked the 13th consecutive year in which San Diego State was picked to finish in the top four of the MW preseason poll and the fourth year in a row that it has been selected either first or second.
- SDSU earned 229 points and two first-place votes and trailed only Nevada (257 points; 19 first-place votes). The Aztecs, however, were ahead of third-place Boise State (211; 2), fourth-place Fresno State (188) and fifth-place Colorado State (154). The remaining first-place tally went to UNLV, which was predicted to finish in sixth (138). The rest of the poll: Wyoming (7th; 133), Utah State (8th; 102), New Mexico (9th; 93), San José State (10th; 41), Air Force (11th; 38).
- Trey Kell was named preseason all-MW at the conference's media summit in Las Vegas in October. With the recognition, he became just the third Aztec to be named to the preseason team multiple times in MW history, joining Brandon Heath (2005-06, 2006-07) and Winston Shepard (2014-15, 2015-16).

INSIDE THE SERIES

All-Time Series History	
Overall	SDSU, 61-54
At San Diego, Calif.	SDSU, 39-19
At Viejas Arena	SDSU, 6-4
At Fresno, Calif.	FS, 32-21
At Save Mart Center	SDSU, 6-2
At Neutral Sites	FS, 3-1
Pre-MW	SDSU, 54-48
MW	SDSU, 7-6
MW Tournament	FS, 1-0

Streaks

Current	FS, 3
Longest SDSU Streak	10
Longest FS Streak	10
Current Streak At SDSU	FS, 2
Current Streak At FS	FS, 1
Current MW Tourney	FS, 1

Coaching Records

Brian Dutcher vs. FS	0-2
Rodney Terry vs. SDSU	6-7

San Diego State

Most Points	
106 (106-95), Feb. 13, 1971	
Most Points At SDSU	
106 (106-95), Feb. 13, 1971	
Most Points At FS	
96 (96-88), Jan. 27, 1956; (96-97), Jan. 30, 1971	
Most Points in MW Tourney	
63 (63-68), March 12, 2016	
Largest Margin of Victory	
25 (113-88), Dec. 3, 1977	
Largest Margin At SDSU	
38 (62-24), Jan. 6, 1940	
Largest Margin At FS	
22 (51-29), Jan. 10, 1947	
Largest Margin in MW Tourney	
NA	

Fresno State

Most Points	
103 (103-92), March 1, 1997	
Most Points At SDSU	
103 (103-92), March 1, 1997	
Most Points At FS	
101 (101-80), Jan. 28, 1999	
Most Points in MW Tourney	
68 (68-63), March 12, 2016	
Largest Margin of Victory	
35 (92-57), March 5, 1998	
Largest Margin At SDSU	
16 (71-55), Feb. 9, 1957	
Largest Margin At FS	
29 (59-30), Feb. 20, 1942	
Largest Margin in MW Tourney	
5 (68-63), March 12, 2016	

SDSU vs. FRESNO STATE



ALL-TIME SERIES HISTORY AND RESULTS

San Diego State leads, 61-54

Date	Winner	Site	SD	FS
1.5.40	SDSU	AG-H	42	29
1.6.40	SDSU	AG-H	62	24
1.10.41	SDSU	AG-H	45	31
1.11.41	SDSU	AG-H	45	31
1.24.41	SDSU	A	46	39
1.25.41	SDSU	A	52	38
2.6.42	SDSU	AG-H	36	35
2.7.42	SDSU	AG-H	37	26
2.20.42	FS	A	30	59
2.21.42	SDSU	A	48	46
1.18.46	SDSU	AG-H	48	29
1.19.46	SDSU	AG-H	57	33
2.8.46	SDSU	A	38	33
2.9.46	SDSU	A	52	40
1.10.47	SDSU	A	51	29
2.14.47	SDSU	AG-H	45	31
2.15.47	FS	AG-H	35	37
2.6.48	SDSU	AG-H	43	38
2.7.48	SDSU	AG-H	57	47
2.27.48	FS	A	64	70
1.14.49	SDSU	A	63	54
2.25.49	SDSU	AG-H	71	51
2.18.50	FS	A	55	61
2.25.50	SDSU	AG-H	84	65
1.13.51	SDSU	AG-H	69	52
1.27.51	SDSU	A	54	49
1.12.53	SDSU	AG-H	71	56
3.2.53	SDSU	A	82	79
1.9.54	SDSU	AG-H	66	51
1.30.54	SDSU	A	78	67
1.29.55	SDSU	A	73	56
2.11.55	SDSU	AG-H	82	64
1.27.56	SDSU	A	96	88
1.28.56	FS	A	86	88
2.8.57	FS	AG-H	78	83
2.9.57	FS	AG-H	55	71
1.10.58	SDSU (ot)	AG-H	73	71
1.31.58	FS	A	65	93
3.4.58	FS (ot)	N	73	76
1.30.59	FS	A	59	73
2.20.59	SDSU	AG-H	74	69
1.23.60	FS	AG-H	57	61
1.29.60	FS	A	62	80
1.14.61	FS	A	53	54
2.18.61	FS	AG-H	60	64
1.13.62	FS	PG-H	65	77
2.17.62	FS	A	69	73
1.11.63	SDSU (ot)	PG-H	65	60
2.15.63	FS	A	56	64
1.11.64	FS	A	63	74
2.15.64	FS	PG-H	61	68
1.16.65	SDSU	PG-H	69	67
2.20.65	FS	A	72	90
1.14.66	FS	A	49	86
2.18.66	SDSU	PG-H	69	66
1.14.67	SDSU	PG-H	84	63
2.18.67	FS	A	62	76
1.12.68	SDSU	A	71	60
2.16.68	SDSU	PG-H	86	70
1.11.69	FS	PG-H	78	91
2.15.69	FS	A	69	87
1.30.70	FS	PG-H	86	88
2.13.70	FS	A	91	100
1.30.71	FS	A	96	97
2.13.71	SDSU	PG-H	106	95
2.4.72	SDSU	SA-H	73	72
3.4.72	SDSU	A	90	80
1.13.73	SDSU	A	79	71
3.3.73	SDSU	SA-H	76	75
1.19.74	SDSU	PG-H	57	56
2.16.74	SDSU	A	80	78
1.30.75	SDSU	PG-H	73	60
3.2.75	FS	A	64	68
1.31.76	SDSU	PG-H	103	84
2.26.76	FS	A	82	87
1.27.77	FS	A	61	77
2.19.77	SDSU	PG-H	80	58
3.2.77	SDSU	PCAA-H	51	41
1.21.78	FS	A	49	59
2.16.78	SDSU	SA-H	45	41
12.28.85	FS	SA-H	49	61
1.30.93	FS	PG-H	67	72
2.6.93	FS	A	70	78
1.27.94	FS	A	59	76
2.3.94	FS	PG-H	79	93
1.21.95	FS	PG-H	65	69
2.11.95	FS	A	58	66
3.8.95	SDSU	WAC-N	71	57
1.18.96	FS	A	67	79
2.8.96	FS (ot)	SA-H	89	99
1.30.97	FS	A	71	87
3.1.97	FS	SA-H	92	103
1.31.98	FS	Cox-H	94	97
2.26.98	FS	A	70	86
3.5.98	FS	WAC-N	57	92
1.28.99	FS	A	80	101
2.25.99	FS	Cox-H	84	95
11.27.00	FS	A	62	70
12.8.01	²¹ SDSU	Cox-H	93	78
11.11.07	SDSU	A	89	72
11.22.08	SDSU	Cox-H	80	56
11.23.09	SDSU	A	62	58
1.9.13	SDSU ¹⁶	A	65	62
2.9.13	SDSU	Viejas-H	75	53
1.15.14	SDSU ¹⁰	Viejas-H	68	60
3.1.14	SDSU ¹³	A	82	67
1.3.15	FS	A	57	59
1.27.15	SDSU	Viejas-H	58	47
1.19.16	SDSU (ot)	Viejas-H	73	67
2.10.16	FS	A	57	58
3.12.16	FS	MW-N	63	68
2.4.17	SDSU	A	70	67
2.22.17	FS	Viejas-H	55	63
1.17.18	FS	Viejas-H	73	77
2.6.18	FS	A	61	79

Opponent national ranking to the left of winning team name. SDSU national ranking to the right of winning team name.

SAN DIEGO STATE VS. FRESNO STATE CAREER STATISTICS

SDSU	G-GS	FG-A	3FG-A	FT-A	REB	AVG.	A	TO	BS	ST	PTS	AVG	HI
Trey Kell	7-7	31-70	9-25	24-38	30	4.3	17	17	1	8	95	13.6	27
Malik Pope	9-5	28-75	6-14	7-11	47	5.2	6	13	4	3	69	7.7	19
Jeremy Hemsley	7-5	23-56	6-20	17-24	16	2.3	7	14	0	4	69	9.9	18
Devin Watson	3-3	14-35	4-9	17-21	2	0.7	11	7	0	2	49	16.3	24
Matt Mitchell	2-2	11-21	1-5	6-8	7	3.5	4	3	1	2	29	14.5	16
Jalen McDaniels	2-2	7-11	0-0	6-8	21	10.5	1	7	3	2	20	10.0	14
Max Montana	3-0	1-14	1-10	6-9	6	2.0	2	1	0	0	9	3.0	9
Nolan Narain	3-0	3-4	0-1	2-3	3	1.0	0	2	1	0	8	2.7	6
Kameron Rooks	3-0	1-1	0-0	0-2	2	0.7	0	0	0	2	2	0.7	2
Jordan Schakel	2-0	0-2	0-1	0-0	2	1.0	0	1	0	0	0	0.0	0

SDSU VS. FRESNO STATE: MOUNTAIN WEST ERA

Team	Site/Date	FG-FGA	Pct	3P-3PA	Pct	FT-FTA	Pct	Off-Def	Tot	PF	AT	TO	BS	ST	1st-2nd	Pts
(16/15) SDSU	A	26-54	.481	6-18	.333	7-12	.583	11-27	38	15	16	11	6	5	33-32	65
at Fresno State	1/9/13	21-58	.362	6-18	.333	14-17	.824	12-19	31	11	9	5	3	7	26-36	62
at (rv/T-25) SDSU	H	26-52	.500	8-16	.500	15-25	.600	11-32	43	14	14	12	6	4	25-50	75
Fresno State	2/9/13	17-58	.293	4-19	.211	15-23	.652	13-20	33	18	8	9	1	6	17-36	53
at (10/11) SDSU	H	18-54	.333	6-17	.353	26-41	.634	13-24	37	14	6	4	7	6	31-37	68
Fresno State	1/15/14	21-55	.382	7-22	.318	11-15	.733	9-29	38	25	13	11	3	3	32-28	60
(13/13) SDSU	A	27-45	.600	9-15	.600	19-30	.633	9-25	34	19	12	11	4	4	40-42	82
at Fresno State	3/1/14	24-50	.480	4-12	.333	15-22	.682	7-14	21	17	8	8	5	8	35-32	67
(rv/25) SDSU	A	21-50	.420	8-15	.533	7-13	.538	10-31	41	21	8	18	5	3	19-38	57
at Fresno State	1/3/15	21-54	.389	3-13	.231	14-19	.737	3-21	24	15	6	6	6	11	34-25	59
at SDSU	H	18-50	.360	2-6	.333	20-28	.714	17-23	40	9	4	17	7	4	32-26	58
Fresno State	1/27/15	19-52	.365	1-10	.100	8-9	.889	9-19	28	21	4	14	5	9	22-25	47
at SDSU	H	23-57	.404	5-17	.294	22-36	.611	16-30	46	14	10	14	8	5	34-23-16	73
Fresno State	1/19/16	28-72	.389	4-15	.267	7-10	.700	16-24	40	27	16	10	7	8	26-31-10	67
(rv/--) SDSU	A	19-50	.380	6-19	.316	13-21	.619	10-31	41	19	9	18	8	6	30-27	57
at Fresno State	2/10/16	19-54	.352	4-15	.267	16-21	.762	7-22	29	19	8	11	3	10	29-29	58
SDSU	N	24-57	.421	3-13	.231	12-16	.750	13-24	37	14	11	15	6	6	36-27	63
vs. Fresno State	3/12/16	21-54	.389	10-24	.417	16-18	.889	9-21	30	14	9	12	3	11	39-29	68
SDSU	A	23-52	.442	5-18	.278	19-24	.792	10-21	31	16	8	15	7	6	27-43	70
at Fresno State	2/4/17	22-54	.407	7-18	.389	16-21	.762	13-22	35	22	11	14	3	6	26-41	67
at SDSU	H	18-52	.346	4-19	.211	15-22	.682	9-18	27	16	7	10	5	4	24-31	55
Fresno State	2/22/17	22-51	.431	6-15	.400	13-19	.684	12-25	37	21	11	9	4	6	30-33	63
at SDSU	H	23-47	.489	3-9	.333	24-36	.667	6-23	29	20	12	10	3	6	40-33	73
Fresno State	1/17/18	27-56	.482	5-13	.385	18-22	.818	7-22	29	24	15	9	4	3	36-41	77
SDSU	A	25-56	.446	4-12	.333	7-13	.538	14-18	32	17	7	16	2	4	26-35	61
at Fresno State	2/6/18	31-59	.525	5-14	.357	12-14	.857	10-18	28	18	16	10	3	7	37-42	79

SDSU BROADCAST ROSTER

[5] San Diego State vs. [4] Fresno State | Thomas & Mack Center | March 8, 2018



0
DEVIN WATSON

Guard
6-1, 172, Junior-TR
Oceanside, Calif.
San Francisco


PPG: 12.3 RPG: 2.5 APG: 3.9
FG%: 40.8 3FG: 37.5 FT%: 75.9



2
ADAM SEIKO

Guard
6-3, 195, Freshman-HS
Boston, Mass.
Sierra Canyon High (Calif.)

PPG: -- RPG: -- APG: --
FG%: -- 3FG: -- FT%: --



3
TREY KELL

Guard
6-4, 216, Senior-3L
San Diego, Calif.
St. Augustine High

PPG: 9.5 RPG: 3.9 APG: 4.3
FG%: 37.3 3FG: 30.3 FT%: 73.2



4
MICHAEL SOHIKISH

Guard
5-9, 160, Junior-HS
San Diego, Calif.
University City High

PPG: 0.8 RPG: 0.2 APG: 0.2
FG%: 3/9 3FG: 0/4 FT%: 2/4



5
JALEN MCDANIELS

Forward
6-10, 195, Freshman-RS
Federal Way, Wash.
Federal Way High

PPG: 10.2 RPG: 7.4 APG: 0.8
FG%: 59.8 3FG: 20.0 FT%: 79.1



10
MAX MONTANA

Forward
6-9, 210, Junior-1L
Calabasas, Calif.
Indiana

PPG: 7.4 RPG: 3.1 APG: 0.9
FG%: 39.4 3FG: 36.9 FT%: 73.9



11
MATT MITCHELL

Forward
6-6, 230, Freshman-HS
Riverside, Calif.
Roosevelt High

PPG: 10.9 RPG: 4.0 APG: 1.8
FG%: 44.7 3FG: 36.0 FT%: 78.4



20
JORDAN SCHAKEL

Guard
6-6, 195, Freshman-HS
Torrance, Calif.
Bishop Montgomery High

PPG: 3.5 RPG: 2.1 APG: 0.6
FG%: 34.7 3FG: 36.5 FT%: 8/11



21
MALIK POPE

Forward
6-10, 220, Senior-3L
Sacramento, Calif.
Laguna Creek High

PPG: 12.8 RPG: 7.0 APG: 1.1
FG%: 51.2 3FG: 36.8 FT%: 69.6



24
NOLAN NARAIN

Forward
6-10, 226, Sophomore-1L
Hamilton, Ontario, Canada
La Lumiere School (Ind.)

PPG: 4.9 RPG: 2.1 APG: 0.3
FG%: 68.8 3FG: 4/11 FT%: 65.2



42
JEREMY HEMSLEY

Guard
6-3, 200, Junior-2L
Rancho Cucamonga, Calif.
Damien High

PPG: 7.6 RPG: 1.7 APG: 2.3
FG%: 43.3 3FG: 26.8 FT%: 61.8



45
KAMERON ROOKS

Center
7-1, 266, Senior-TR
San Marcos, Calif.
California

PPG: 2.9 RPG: 3.3 APG: 0.3
FG%: 58.5 3FG: 0/0 FT%: 41.2



HEAD COACH
BRIAN DUTCHER

- 1st season as head coach
- 19th year at SDSU
- 1989 NCAA champion
- 3 NCAA title game appearances
- 16 NCAA tournament appearances
- 10-time Mountain West champion



ASSOCIATE HEAD COACH
JUSTIN HUTSON



ASSISTANT COACH
DAVE VELASQUEZ



ASSISTANT COACH
TIM SHELTON



ASST. TO HEAD COACH
MARK FISHER

2017-18 SAN DIEGO STATE ALPHABETICAL ROSTER

No.	Name	Pos.	Ht.	Wt.	Yr.	Exp.	Most Recent Div. I Season			Hometown (High School/Previous School)
							PPG	RPG	APG	
42	Jeremy Hemsley	G	6-3	200	Jr.	2L	12.9	2.4	2.1	Rancho Cucamonga, Calif. (Damien High)
3	Trey Kell	G	6-4	216	Sr.	3L	13.2	4.9	2.9	San Diego, Calif. (St. Augustine High)
5	Jalen McDaniels	F	6-10	195	Fr.	RS	--	--	--	Federal Way, Wash. (Federal Way High)
11	Matt Mitchell	F	6-6	230	Fr.	HS	--	--	--	Riverside, Calif. (Roosevelt High)
10	Max Montana	F	6-9	210	Jr.	1L	7.7	3.8	0.4	Calabasas, Calif. (Wilbraham & Monson Academy (Mass.)/Indiana)
24	Nolan Narain	F	6-10	226	So.	1L	1.4	1.0	0.0	Hamilton, Ontario, Canada (La Lumiere School (Ind.))
21	Malik Pope	F	6-10	220	Sr.	3L	11.0	6.1	1.5	Sacramento, Calif. (Laguna Creek High)
45	Kameron Rooks	C	7-1	266	Sr.	TR	4.9	4.5	0.3	San Marcos, Calif. (Mission Hills High/California)
20	Jordan Schakel	G	6-6	195	Fr.	HS	--	--	--	Torrance, Calif. (Bishop Montgomery High)
2	Adam Seiko	G	6-3	195	Fr.	HS	--	--	--	Boston, Mass. (Sierra Canyon High (Calif.))
4	Michael Sohikish	G	5-9	160	Jr.	HS	--	--	--	San Diego, Calif. (University City High)
0	Devin Watson	G	6-1	172	Jr.	TR	20.3	2.5	4.9	Oceanside, Calif. (El Camino High/San Francisco)

2017-18 SAN DIEGO STATE NUMERICAL ROSTER

No.	Name	Pos.	Ht.	Wt.	Yr.	Exp.	Most Recent Div. I Season			Hometown (High School/Previous School)
							PPG	RPG	APG	
0	Devin Watson	G	6-1	172	Jr.	TR	20.3	2.5	4.9	Oceanside, Calif. (El Camino High/San Francisco)
2	Adam Seiko	G	6-3	195	Fr.	HS	--	--	--	Boston, Mass. (Sierra Canyon High (Calif.))
3	Trey Kell	G	6-4	216	Sr.	3L	13.2	4.9	2.9	San Diego, Calif. (St. Augustine High)
4	Michael Sohikish	G	5-9	160	Jr.	HS	--	--	--	San Diego, Calif. (University City High)
5	Jalen McDaniels	F	6-10	195	Fr.	RS	--	--	--	Federal Way, Wash. (Federal Way High)
10	Max Montana	F	6-9	210	Jr.	1L	7.7	3.8	0.4	Calabasas, Calif. (Wilbraham & Monson Academy (Mass.)/Indiana)
11	Matt Mitchell	F	6-6	230	Fr.	HS	--	--	--	Riverside, Calif. (Roosevelt High)
20	Jordan Schakel	G	6-6	195	Fr.	HS	--	--	--	Torrance, Calif. (Bishop Montgomery High)
21	Malik Pope	F	6-10	220	Sr.	3L	11.0	6.1	1.5	Sacramento, Calif. (Laguna Creek High)
24	Nolan Narain	F	6-10	226	So.	1L	1.4	1.0	0.0	Hamilton, Ontario, Canada (La Lumiere School (Ind.))
42	Jeremy Hemsley	G	6-3	200	Jr.	2L	12.9	2.4	2.1	Rancho Cucamonga, Calif. (Damien High)
45	Kameron Rooks	C	7-1	266	Sr.	TR	4.9	4.5	0.3	San Marcos, Calif. (Mission Hills High/California)

Head Coach:

Brian Dutcher (Minnesota, 1982), First Season (19th Season Overall at SDSU)

Associate Head Coach:

Justin Hutson (CSU Bakersfield, 1994), First Season (10th Season Overall at SDSU)

Assistant Coaches:

David Velasquez (San Diego State, 2007), Fifth Season (16th Season Overall at SDSU)

Tim Shelton (San Diego State, 2011), First Season (11th Season Overall at SDSU)

Mark Fisher (Michigan, 2001), Fifth Season (16th Season Overall at SDSU)

Assistant to the Head Coach:

Assistant A.D.-Director of Operations:

Matt Soria (San Diego State, 2002), 11th Season (18th Season Overall at SDSU)

Director of Player Development:

JD Pollock (Kennesaw State, 2009), First Season (First Season Overall at SDSU)

ELIGIBLE IN 2018-19

No.	Name	Pos.	Ht.	Wt.	Yr.	Exp.	Most Recent Div. I Season			Hometown (High School/Previous School)
							PPG	RPG	APG	
13	Patrick Fisher	G	6-4	200	So.	TR	2.0	0.0	0.0	Carlsbad, Calif. (Vermont Academy/Winthrop)

PRONUNCIATIONS

Jordan Schakel

Jordan SHACK-kull

Adam Seiko

Adam SAY-ko

Michael Sohikish

Michael so-HE-kish



BRIAN DUTCHER

Head Coach

1st Season • 19th Season Overall at SDSU • Minnesota, 1982

Brian Dutcher, a long-time San Diego State men's basketball assistant coach, is entering his first season as head coach following Steve Fisher's retirement announcement on April 11, 2017. Dutcher, who was on Montezuma Mesa for all of Fisher's 18 seasons, held the title of associate head coach/head coach in waiting the previous six years and is the program's 15th head coach.

Over the course of his time at San Diego State, Dutcher helped the Aztecs reach the postseason 13 times, including eight trips to the NCAA tournament, win a conference-best 10 Mountain West titles and record 12 seasons of at least 20 victories.

Since 2008-09, Dutcher and SDSU twice advanced to the NCAA Sweet 16 (2011, 2014) and NIT semifinal round (2009, 2016), won at least 25 games seven times and captured seven MW championships (five regular season, two tournament).

Dutcher arrived at SDSU shortly after Fisher was hired on March 26, 1999. In his first year in "America's Finest City," the Aztecs won only five games, but improved upon their win total from the season before. After that, San Diego State posted a 14-14 record in 2000-01, before winning the 2002 MW Championship, earning a NCAA tournament bid and finishing with a 21-12 record. The 2002-03 campaign saw SDSU receive an NIT invitation, which culminated in the program's first Division I postseason victory.

After helping attract the first McDonald's All-American to the 2002-03 squad, Dutcher assisted in securing the signatures of future starters and all-league performers Brandon Heath and Marcus Slaughter. The duo started their first two seasons on The Mesa, leading to the 2005-06 season that produced the school's first Mountain West regular-season and tournament title sweep.

The Aztecs advanced to the NCAA tournament and ultimately won a then-school-record 24 games. That appearance led to a string of 10 consecutive postseason berths.

From the 2006-07 campaign through 2008-09, San Diego State registered 20 or more wins and went to three straight NITs. In 2009, the Aztecs advanced to the NIT semifinals and broke the previous school record with 26 victories.

The run to the NIT semifinals was a springboard to the most successful run in SDSU basketball history. Led by future NBA first-round draft pick and NBA champion Kawhi Leonard, the 2009-10 Aztecs won the MW Championship, advanced to the NCAA tournament and fell four points shy of moving on to the second round before finishing with a 25-9 record.

The NCAA experience from the 2009-10 squad proved fruitful in 2010-11 when it returned all five starters, including Leonard, and a freshman named Jamaal Franklin, who would turn out to be a future MW Player of the Year and NBA draft selection. With Dutcher on staff, SDSU won its first 20 games of the year, shared the MW regular-season title and captured the MW tournament crown. The Aztecs moved on to the NCAA tournament as a No. 2 seed and won the program's first Division I NCAA tournament game. San Diego State, which was ranked as high as No. 4 and received first-place votes at one point in the season, advanced to the Sweet 16 and fell to the eventual national champion, finishing with a school-record 34 wins, a mark that still stands today. The Aztecs' also found themselves in the final top-25 polls, ranking sixth in the AP and 11th in the USA Today Coaches Poll.

Five months after SDSU's record-setting 2010-11 campaign, the University elevated Dutcher from associate head coach to associate head coach/head coach in waiting.

In his first season with his new title, Dutcher and the Aztecs advanced to the 2011-12 NCAA tournament as an at-large team and recorded 26 wins. The next season, SDSU was again an at-large selection to the 2013 NCAA tournament, moved on to the round of 32 for the second time in three years and finished with 23 victories.

Another NCAA Sweet 16 run was in the cards in Dutcher's third season as the head coach in waiting. The Aztecs opened the season by winning 21 of their first 22 games, including 20 in a row at one point, and were led by seniors Xavier Thames, who would become an NBA draft pick, and Josh Davis. SDSU won the program's second outright Mountain West regular-season title and later swept through two games in Spokane, Washington, to secure its second Sweet 16 appearance in four seasons. San Diego State compiled 31 wins and finished the season ranked 13th in the AP and 12th in the Coaches after rising to as high as fifth nationally in both polls.

The 2014-15 campaign saw the Aztecs spend their fifth straight season in the top 25. In the process of winning 27 games, San Diego State grabbed its second straight MW regular-season crown and earned an at-large invitation to the NCAA tournament where they defeated St. John's in the round of 64. One season later, the Aztecs found themselves in the NIT after winning the MW by three games with a 16-2 record. Nevertheless, San Diego State won three games and qualified for the NIT national semifinals, eventually logging 28 victories.

More recently, San Diego State completed the 2016-17 slate with a 19-14 record despite experiencing a rash of injuries. The 2016 Hawaiian Airlines Diamond Head Classic champions will enter 2017-18 as one of 12 teams to have won at least 19 games in 12 consecutive seasons.

Before Dutcher arrived at San Diego State, he served as assistant coach and later associate head coach at Michigan under Fisher. He spent 10 seasons on the Wolverine staff, establishing himself as one of the nation's top assistant coaches. His first year in Ann Arbor was 1989 and resulted in a national title for Michigan as he assisted then-interim head coach Fisher on the bench.

The Bloomington, Minn., native led UM's recruiting efforts in 1990-91 when the Wolverines inked Juwan Howard, Ray Jackson, Jimmy King, Jalen Rose and Chris Webber. The "Fab Five" is considered perhaps the best recruiting class in NCAA history. Dutcher helped lead that group to nearly 100 wins, two berths in the NCAA championship game and a regional final over a four-year period. He was also on the Michigan staff for an NIT championship (1997).

Dutcher's recruiting prowess, however, was demonstrated by more than just the "Fab Five" haul. Michigan had the nation's top-ranked recruiting class in 1993-94 and in 1994-95, with a group that included Maurice Taylor and Jerod Ward. The accomplishment marked the first time that a university had the nation's top class in consecutive years, according to recruiting analyst Bob Gibbons.

Dutcher was born Oct. 30, 1959, in Alpena, Mich. He attended Jefferson High School in Bloomington, Minn., and went on to earn a bachelor's degree in physical education from Minnesota in 1982. While an undergraduate, he worked for his father, then-Gopher head coach Jim Dutcher. He then spent one season in the prep ranks at Apple Valley (Minn.) High School before becoming a graduate assistant at Illinois, where he earned his master's degree in physical education and athletic administration.

While in Champaign, Dutcher helped Lou Henson lead the Illini to a Big Ten championship, two appearances in the Sweet 16 and one regional final.

Dutcher's first full-time coaching job came at South Dakota State, where he spent three seasons helping turn around the Division II program before departing in 1988 for Michigan.

His final season in Ann Arbor ended with the Wolverines claiming the first-ever Big Ten Tournament championship.

Brian Dutcher Year-By-Year (Division I Only)

Year	School (Position)	Overall		Conference		Postseason; Championships
		W-L	Pct.	W-L	Pct.	
1988-89	Michigan (AC)	30-7	.811	12-6	.667	NCAA Champions
1989-90	Michigan (AC)	23-8	.742	12-6	.667	NCAA 2nd Round
1990-91	Michigan (AC)	14-15	.483	7-11	.389	NIT 1st Round
1991-92	Michigan (AC)	25-9	.735	11-7	.611	NCAA Runner-Up
1992-93	Michigan (AC)	31-5	.861	15-3	.833	NCAA Runner-Up
1993-94	Michigan (AC)	24-8	.750	13-5	.722	NCAA Regional Finalist
1994-95	Michigan (AC)	17-14	.548	11-7	.611	NCAA 1st Round
1995-96	Michigan (AC)	20-12	.625	10-8	.556	NCAA 1st Round
1996-97	Michigan (AC)	24-11	.686	9-9	.500	NIT Champions
1997-98	Michigan (AC)	25-9	.735	11-5	.688	NCAA 2nd Round; Big 10 Tournament
10 Seasons at UM		233-98	.704	111-67	.624	8 NCAs, 10 Postseason Appearances

Year	School (Position)	Overall		Conference		Postseason; Championships
		W-L	Pct.	W-L	Pct.	
1999-00	SDSU (Asst. HC)	5-23	.179	0-14	.000	
2000-01	SDSU (Asst. HC)	14-14	.500	4-10	.286	
2001-02	SDSU (Asst. HC)	21-12	.636	7-7	.500	NCAA 1st round; MW Tournament
2002-03	SDSU (Asst. HC)	16-14	.533	6-8	.429	NIT second round
2003-04	SDSU (Asst. HC)	14-16	.467	5-9	.357	
2004-05	SDSU (Asst. HC)	11-18	.379	4-10	.286	
2005-06	SDSU (Asst. HC)	24-9	.727	13-3	.813	NCAA 1st Round; MW RS, Tournament
2006-07	SDSU (Asst. HC)	22-11	.667	10-6	.625	NIT 2nd Round
2007-08	SDSU (Asst. HC)	20-13	.606	9-7	.563	NIT 1st Round
2008-09	SDSU (Asst. HC)	26-10	.722	11-5	.688	NIT Semifinals
2009-10	SDSU (Asst. HC)	25-9	.735	11-5	.688	NCAA 1st Round; MW Tournament
2010-11	SDSU (Asst. HC)	34-3	.919	14-2	.875	NCAA Sweet 16; MW RS, Tournament
2011-12	SDSU (HC/W)	26-8	.765	10-4	.714	NCAA 2nd Round; MW RS
2012-13	SDSU (HC/W)	23-11	.676	9-7	.563	NCAA 3rd Round
2013-14	SDSU (HC/W)	31-5	.861	16-2	.889	NCAA Sweet 16; MW RS
2014-15	SDSU (HC/W)	27-9	.750	14-4	.778	NCAA 3rd Round; MW Co-RS
2015-16	SDSU (HC/W)	28-10	.737	16-2	.889	NIT Semifinals; MW RS
2016-17	SDSU (HC/W)	19-14	.576	9-9	.500	
2017-18	SDSU (HC)	19-10	.655	11-7	.611	
19 Seasons at SDSU		405-219	.649	179-121	.597	8 NCAs, 13 Postseason Appearances

29-Season Career Totals	Overall		Conference		Postseason
	W-L	Pct.	W-L	Pct.	
	638-317	.668	290-188	.607	16 NCAs, 23 Postseason Appearances

SEASON / CAREER HIGHS

Points

Season 26 at San Diego (11-30-17)
 Career 33 vs. Pepperdine (3-5-16)
 33 vs. Gonzaga (1-2-16)

Rebounds

Season 4 at Nevada (2-10-18)
 4 at UNLV (1-27-18)
 4 at Boise State (1-13-18)
 4 vs. San José State (1-9-18)
 4 vs. Washington State (11-26-17)
 4 vs. Georgia (11-24-17)
 4 vs. McNeese (11-17-17)
 4 at Arizona State (11-14-17)
 Career 8 vs. Coppin State (12-18-15)

Assists

Season 9 at Arizona State (11-14-17)
 Career 9 at Arizona State (11-14-17)

Field Goals

Season 8 vs. Washington State (11-26-17)
 8 vs. McNeese (11-17-17)
 Career 12 vs. Gonzaga (1-2-16)

Field Goals Attempted

Season 20 vs. Washington State (11-26-17)
 Career 26 vs. Gonzaga (1-2-16)

Three-Point Field Goals

Season 4 at Boise State (1-13-18)
 Career 5 vs. Gonzaga (1-2-16)

Three-Point FG Attempted

Season 8 at San José State (2-24-18)
 8 at Boise State (1-13-18)
 Career 12 vs. Gonzaga (1-2-16)

Free Throws

Season 10 at San Diego (11-30-17)
 Career 14 vs. UC Riverside (11-21-15)

Free Throws Attempted

Season 11 at San Diego (11-30-17)
 Career 17 at Pacific (2-25-16)

Steals

Season 5 at San Diego (11-30-17)
 Career 6 at Florida Gulf Coast (11-25-14)

Blocked Shots

Season
 Career

Minutes Played

Season 40 at San Diego (11-30-17)
 Career 42 vs. Santa Clara (2-6-16)
 42 vs. Gonzaga (1-2-16)



0 • DEVIN WATSON

GUARD • 6-1 • 172 • JUNIOR - TR
 OCEANSIDE, CALIF. (SAN FRANCISCO)

Mountain West Rankings (all games)

- 6th in assists (3.9)
- 5th in assist-to-turnover ratio (2.1)
- 9th in free-throw percentage (75.9)
- 15th in minutes played (31.3)
- 20th in scoring (12.3)

Quick Hits

- In his last 17 games, he has made 31-of-67 three-point attempts (46.3 percent).
- Reached double figures in 15 of the last 19 games (11.7 ppg; 223 points).
- In his last 19 games, he has 76 assists and 34 turnovers.
- Averaging 4.0 assists in his last three games (12 assists, 2 turnovers).
- In 14 away/neutral games this season, he is averaging 13.9 points (194 points).
- Has reached double figures in scoring in 20 of his last 23 road/neutral games.
- Has eight games of at least 25 points in his career.
- Has multiple assists in 33 of his last 38 games.
- Surpassed the 1,000-career-point mark vs. Bradley (12-3-17).
- Named to the Wooden Legacy all-tournament team.

Season Highlights

- Posted eight points and a game-high-tying three steals in his SDSU debut vs. San Diego Christian (11-10-17).
- Set a career high with nine assists at Arizona State (11-14-17)... It marked the first time an Aztec has had at least nine helpers against a Pac-12 opponent (or any major non-conference foe) since Wesley Stokes dished out nine assists against Washington (12-27-03).
- Put up a game-high 20 points and eight assists vs. McNeese (11-17-17)... Became the fourth Aztec (seventh occurrence) since 1996-97 to record at least 20 points and eight assists in a game, and the first since Brandon Heath (1-11-06).
- Led the team with 12 points and three steals vs. Sacramento State (11-23-17).
- Scored a team-high 16 points to go with four assists and four rebounds vs. Georgia (11-24-17).
- Led the team with a then-season-high 23 points and a game-high-tying six assists vs. Washington State (11-26-17).
- Dropped a season-high 26 points on the strength of 7-for-11 shooting, including a 6-for-6 start, and a season-high five steals at San Diego (11-30-17)... His 26-point, 5-steal effort marked the ninth time this season a Division I player has recorded at least 25 points and 5 steals in a game... He is the third Aztec to do so since 1996-97 and first since Jamaal Franklin on Dec. 30, 2011.
- Scored nine points vs. Bradley (12-3-17) to give him 1,001 career points.
- Knocked down a career-high three treys en route to 13 points to go with a team-high four assists at Wyoming (12-27-17).
- Had a team-high 15 points on the strength of a season-high tying three three-point field goals in the win over Utah State (12-30-17).
- Dished out a game-high five assists to go along with 11 points on 4-of-6 shooting in the road win at Colorado State (1-2-18).
- Put up 15 points on 6-of-9 shooting and six assists in only 23 minutes vs. San José State (1-9-18).
- Made a season-high four three-pointers en route to 19 points and a game-high eight assists at Boise State (1-13-18).
- Led the team with 16 points and a game-high seven assists at New Mexico (1-20-18).
- Credited with a game-high six assists against one turnover, while scoring 11 points vs. Colorado State (1-24-18).
- Made 3-of-4 field goals (all three-point attempts) and all four free-throw attempts en route to 13 points and a team-best four assists vs. Air Force (2-3-18).
- Knocked down a trio of treys en route to 10 points with four assists and zero turnovers at San José State (2-24-18).
- Scored 13 points and had for the second straight game, four assists and zero turnovers vs. Boise State (2-27-18).

2017-18 GAME-BY-GAME STATISTICS

Opponent	GS	FG	3FG	FT	O-D-R	PF	TP	A	TO	B	S	MP
San Diego Christian	*	2-5	0-2	4-4	0-2-2	1	8	2	2	0	3	24
at Arizona State	*	4-14	0-2	0-1	1-3-4	1	8	9	2	0	0	36
McNeese	*	8-14	1-3	3-3	0-4-4	1	20	8	1	0	1	27
Eastern Illinois	*	2-6	1-2	5-6	0-2-2	2	10	3	4	0	1	26
vs. Sacramento State	*	4-9	2-6	2-2	1-0-1	1	12	2	1	0	3	23
vs. Georgia	*	5-12	1-4	5-5	0-4-4	0	16	4	1	0	0	36
vs. Washington State	*	8-20	2-7	5-8	2-2-4	4	23	6	1	0	1	37
at San Diego	*	7-11	2-5	10-11	0-3-3	1	26	1	1	0	5	40
Bradley	*	3-11	1-4	2-4	1-2-3	1	9	2	4	0	1	34
California	*	0-6	0-6	2-2	0-4-4	1	2	1	3	0	1	31
Gonzaga	*	3-12	1-4	3-3	0-1-1	0	10	3	1	0	1	28
at Wyoming	*	4-8	3-4	2-2	0-1-1	2	13	4	1	0	1	32
Utah State	*	6-12	3-6	0-0	0-3-3	0	15	1	0	0	1	28
at Colorado State	*	4-6	2-4	1-1	0-2-2	2	11	5	4	0	2	26
San José State	*	6-9	0-2	3-3	0-4-4	3	15	6	2	0	0	23
at Boise State	*	6-13	4-8	3-4	1-3-4	0	19	8	3	0	0	38
Fresno State	*	2-8	0-1	2-2	0-1-1	4	11	3	4	0	0	31
at New Mexico	*	5-10	2-3	4-5	1-2-3	3	16	7	3	0	1	33
Colorado State	*	4-8	2-3	1-4	1-2-3	2	11	6	1	0	0	25
at UNLV	*	3-11	2-4	1-2	3-1-4	1	9	4	4	0	0	37
Air Force	*	3-4	3-4	4-4	1-2-3	2	13	4	1	0	1	32
at Fresno State	*	5-13	2-4	2-3	0-1-1	1	14	1	2	0	1	37
at Nevada	*	3-10	2-6	2-3	2-2-4	1	10	3	0	0	2	39
Wyoming	*	4-9	1-2	4-6	0-2-2	1	13	5	3	0	0	36
UNLV	*	2-4	0-1	2-4	0-0-0	1	6	3	2	0	0	21
at Air Force	*	3-7	0-2	1-2	0-1-1	0	7	1	1	0	1	31
at San José State	*	3-12	3-8	1-2	0-0-0	1	10	4	0	0	1	32
Boise State	*	3-8	1-2	6-7	0-3-3	2	13	4	0	0	1	33
Nevada	*	3-10	1-3	0-3	1-1-2	0	7	4	2	0	0	33

vs. Fresno State (MW-QF)

MISCELLANEOUS STATS / SAN DIEGO STATE RECORD

Category	2017-18 Season		Career	
	Games	SDSU W/L	Games	SDSU W/L
Double-Figure Scoring	21	14-7	63*	14-7
Double-Figure Assists	0	0-0	0	0-0
Double-Doubles	0	0-0	0	0-0
Led SDSU in Scoring	8	5-3	8	5-3
Led SDSU in Rebounding	0	0-0	0	0-0
Led SDSU in Assists	11	5-6	11	5-6
15+ Point Games	8	5-3	35	5-3
5+ Assist Games	9	5-4	32	5-4
Consecutive Games	Current	Long		
Double-Figure Scoring	0	19		
With At Least 1 Assist	38	38		
Played 30 or More Minutes	4	18		
Consecutive Made FTs	0	N/A		

* - 42 double-digit scoring games came while at San Francisco.

▶ WATSON CAREER STATISTICS

* - San Francisco

Year	G-GS	Min.-Avg.	FG-FGA	Pct.	3P-3PA	Pct.	FT-FTA	Pct.	OR	DR	Reb	Avg.	PF-D	AT	TO	BS	ST	Pts	Avg.
14-15*	31-17	732-23.6	82-214	.383	16-64	.250	81-111	.730	13	39	52	1.7	58-2	78	59	0	31	261	8.4
15-16*	30-30	1,041-34.7	192-459	.418	65-186	.349	159-217	.733	9	65	74	2.5	53-2	146	89	0	27	608	20.3
17-18	29-29	909-31.3	115-282	.408	42-112	.375	85-112	.759	15	58	73	2.5	39-0	114	54	0	29	357	12.3
Totals	90-76	2,682-29.8	389-955	.407	123-362	.340	325-440	.739	37	162	199	2.2	150-4	338	202	0	87	1,226	13.6

SEASON / CAREER HIGHS

Points
 Season 19 vs. Washington State (11-26-17)
 Career 27 vs. Fresno State (1-19-16)

Rebounds
 Season 10 at Arizona State (11-14-17)
 Career 12 vs. Air Force (3-1-17)

Assists
 Season 9 vs. Nevada (3-3-18)
 9 at San José State (2-24-18)
 Career 9 vs. Nevada (3-3-18)
 9 at San José State (2-24-18)

Field Goals
 Season 7 vs. Washington State (11-26-17)
 Career 9 at UNLV (1-17-17)
 9 vs. Fresno State (1-19-16)

Field Goals Attempted
 Season 17 vs. Georgia (11-24-17)
 Career 17 vs. Georgia (11-24-17)
 17 vs. New Mexico (2-6-16)
 17 at Colorado State (1-13-16)

Three-Point Field Goals
 Season 3 vs. Eastern Illinois (11-20-17)
 Career 4 - seven times

Three-Point FG Attempted
 Season 6 at Boise State (1-13-18)
 6 vs. Washington State (11-26-17)
 Career 12 vs. Air Force (2-13-16)

Free Throws
 Season 8 vs. Gonzaga (12-21-17)
 Career 9 at Wyoming (1-14-15)

Free Throws Attempted
 Season 10 vs. Gonzaga (12-21-17)
 Career 12 vs. Fresno State (1-19-16)
 12 vs. St. John's (3-20-15)

Steals
 Season 4 vs. Washington State (11-26-17)
 Career 5 vs. Tulsa (12-23-16)
 5 vs. Arizona State (12-10-16)

Blocked Shots
 Season 1 vs. San José State (1-9-18)
 1 vs. California (12-9-17)
 1 vs. Washington State (11-26-17)
 1 at Arizona State (11-14-17)
 Career 2 vs. Boise State (3-9-17)
 2 vs. San José State (1-10-17)
 2 vs. Utah State (3-10-16)

Minutes Played
 Season 39 at San José State (2-24-18)
 Career 39 at San José State (2-24-18)



3 • TREY KELL

GUARD • 6-4 • 216 • SENIOR - 3L
 SAN DIEGO, CALIF. (ST. AUGUSTINE HIGH)

Mountain West Rankings (all games)

- 2nd in assist-to-turnover ratio (2.8)
- 5th in assists per game (4.3)

San Diego State Career Ranks

- 6th in three-point field goals made (147) / next: 5. John Sharper (166)
- 7th victories (89) / next: 6. Dakarai Allen (99)
- 7th games played (130) / next: 6. Dakarai Allen (133)
- 8th games started (108) / next: 7. Richie Williams (109)
- 8th in points (1,336) / next: 7. Bob Brady (1,389)
- 9th minutes played (3,505) / next: 8. Billy White (3,532)
- 12th in assists (308) / next: 11. Winston Shepard (315)
- 13th in free throws (311) / next: 12. Anthony Watson (331)
- 15th in field goals made (439) / next: 14. Lorenzo Wade (448)
- 21st in rebounding (496) / next: 20. JJ O'Brien (502)

Quick Hits

- One of 14 active players in Division I with at least 1,300 points, 450 rebounds, 300 assists and 100 steals.
- In the last 20 years, only two SDSU players have posted at least 1,300 points, 450 rebounds, 300 assists and 100 steals - Winston Shepard and Trey Kell.
- Suffered an ankle sprain in the second half vs. Washington State (11-26-17) and missed two games... Suffered a right quad contusion and played only three second-half minutes vs. California... Suffered an ankle sprain at UNLV (1-27-18) that limited him to three first-half minutes, which caused him to miss the Air Force home game, and the Fresno State and Nevada road games.
- Since returning from his most recent injury (left ankle), he has 42 assists and six turnovers in 178 minutes.
- Named to the Wooden Legacy all-tournament team.
- Has 96 assists in his last 21 games played (4.6 apg).
- Owns the most starting experience of any Aztec on the roster with 108 career starting assignments, including 93 of the last 95 games he has played after not starting on Senior Night last year and vs. Gonzaga (12-21-17).
- Has five or more assists in 18 career games (SDSU is 16-2 in those games).

Season Highlights

- Led the team with 16 points and 10 rebounds at Arizona State (11-14-17).
- Made a trio of three-pointers vs. Eastern Illinois (11-20-17) en route to 14 points and a career-high-tying seven assists.
- Posted 13 points and game-high numbers of nine rebounds and five assists, while committing zero turnovers in 38 minutes vs. Georgia (11-24-17).
- Scored 19 points to go with five rebounds, three assists and a season-high four steals vs. Washington State (11-26-17).
- Had 12 points and all four of his assists in the second half vs. No. 12/15 Gonzaga... He finished with 14 points and made 8-of-10 free throws.
- Tied his then-career high with seven assists vs. San José State (1-9-18).
- Tied for the team lead in points (14) and led all players with five assists to go with zero turnovers in 35 minutes vs. Fresno State (1-17-18).
- Went 6-for-12 from the field en route to 17 points with five assists and zero turnovers despite battling pneumonia vs. Colorado State (1-24-18).
- Returned from a three-game absence (left ankle) vs. Wyoming (2-14-18) and posted six points, four rebounds and a game-high six assists in 26 minutes.
- Had a game-high six assists and just one turnover in 21 minutes vs. UNLV (2-17-18).
- Dished out a then-career-best eight assists and had only one turnover in 29 minutes at Air Force (2-21-18).
- Set a career high with nine assists and added six points, six rebounds and three steals in a career-high 39 minutes at San José State (2-24-18).
- Led the team with 17 points and a career-high nine assists and added five rebounds vs. No. 21/21 Nevada (3-3-18)... He is the first player with at least 17 points and nine assists in a game since Tony Bland vs. CSUN on Nov. 21, 2001; He is the first player to do it for the Aztecs in an MW game.

2017-18 GAME-BY-GAME STATISTICS

Opponent	GS	FG	3FG	FT	O-D-R	PF	TP	A	TO	B	S	MP
San Diego Christian	*	3-3	2-2	1-2	0-1-1	3	9	1	1	0	0	18
at Arizona State	*	6-14	2-3	2-2	2-8-10	1	16	4	4	1	0	33
McNeese	*	5-11	1-5	2-2	0-2-2	1	13	1	0	0	0	24
Eastern Illinois	*	3-8	3-5	5-8	1-4-5	1	14	7	2	0	0	30
vs. Sacramento State	*	4-6	1-1	2-2	0-0-0	2	11	2	2	0	0	14
vs. Georgia	*	5-17	0-4	3-4	2-7-9	0	13	5	0	0	1	38
vs. Washington State	*	7-16	2-6	3-5	1-4-5	2	19	3	2	1	4	35
at San Diego												
Bradley												
California	*	1-6	1-4	0-0	0-0-0	1	3	3	2	1	1	18
Gonzaga		3-7	0-2	8-10	1-3-4	3	14	4	2	0	1	23
at Wyoming	*	2-9	0-1	3-4	1-5-6	1	7	1	3	0	2	36
Utah State	*	3-6	1-2	0-0	0-3-3	1	7	2	1	0	1	30
at Colorado State	*	4-13	1-5	2-3	1-5-6	1	11	4	5	0	1	33
San José State	*	2-4	1-2	0-0	1-4-5	0	5	7	1	1	0	29
at Boise State	*	2-14	1-6	0-0	1-2-3	1	5	4	2	1	2	29
Fresno State	*	4-10	2-3	4-8	1-1-2	2	14	5	0	0	2	35
at New Mexico	*	2-8	1-4	0-0	2-4-6	1	5	2	3	0	1	30
Colorado State	*	6-12	2-5	3-4	0-2-2	1	17	5	0	0	2	26
at UNLV	*	0-1	0-1	0-0	0-2-2	0	0	0	1	0	0	3
Air Force												
at Fresno State												
at Nevada												
Wyoming	*	3-5	0-2	0-0	0-4-4	2	6	6	0	0	1	26
UNLV	*	0-4	0-2	2-2	0-2-2	2	2	6	1	0	2	21
at Air Force	*	2-7	0-1	1-2	0-3-3	0	5	8	1	0	0	29
at San José State	*	2-8	0-5	2-3	2-4-6	1	6	9	1	0	3	39
Boise State	*	2-4	0-1	4-4	0-3-3	4	8	4	2	0	2	29
Nevada	*	5-11	2-4	5-6	1-4-5	1	17	9	1	1	1	34

MISCELLANEOUS STATS / SAN DIEGO STATE RECORD

Category	2017-18 Season		Career Games	Career SDSU W/L
	Games	SDSU W/L		
Double-Figure Scoring	11	8-3	69	51-18
Double-Figure Assists	0	0-0	0	0-0
Double-Doubles	1	0-1	2	1-1
15+ Point Games	4	2-2	36	27-9
5+ Assist Games	10	9-1	18	16-2
Consecutive Games	Current	Long		
Double-Figure Scoring	1	20		
With At Least 1 Assist	6	42		
Played 30 or More Minutes	1	13		
Consecutive Made FTs	5	17		

► KELL CAREER STATISTICS

Year	G-GS	Min.-Avg.	FG-FGA	Pct.	3P-3PA	Pct.	FT-FTA	Pct.	OR	DR	Reb	Avg.	PF-D	AT	TO	BS	ST	Pts	Avg.
14-15	35-15	709-20.3	62-186	.333	15-68	.221	58-91	.637	19	79	98	2.8	33-0	56	38	3	20	197	5.6
15-16	38-38	1,084-28.5	158-390	.405	71-185	.384	90-135	.667	29	113	142	3.7	51-1	54	68	7	30	477	12.6
16-17	33-32	1,050-31.8	143-381	.375	38-142	.268	111-145	.766	17	145	162	4.9	56-2	96	57	14	45	435	13.2
17-18	24-23	662-27.6	76-204	.373	23-76	.303	52-71	.732	17	77	94	3.9	32-0	102	37	6	27	227	9.5
Totals	130-108	3,505-27.0	439-1,161	.378	147-471	.312	311-442	.704	82	414	496	3.8	172-3	308	200	30	122	1,336	10.3

CAREER HIGHS

Points

Career 4 vs. SD Christian (11-10-17)

Rebounds

Career 1 vs. Eastern Illinois (11-20-17)
1 vs. SD Christian (11-10-17)

Assists

Career 1 vs. Colorado State (1-24-18)
1 vs. Sacramento State (11-23-17)

Field Goals

Career 1 vs. San José State (1-9-18)
1 vs. SD Christian (11-10-17)

Field Goals Attempted

Career 2 vs. Colorado State (1-24-18)

Three-Point Field Goals

Career

Three-Point FG Attempted

Career 2 vs. Colorado State (1-24-18)

Free Throws

Career 2 vs. SD Christian (11-10-17)

Free Throws Attempted

Career 2 vs. Bradley (12-3-17)
2 vs. SD Christian (11-10-17)

Steals

Career 1 vs. San José State (1-9-18)
1 vs. Sacramento State (11-23-17)

Blocked Shots

Career

Minutes Played

Career 6 vs. Sacramento State (11-23-17)



4 • MICHAEL SOHIKISH

GUARD • 5-9 • 160 • JUNIOR - RS
SAN DIEGO, CALIF. (UNIVERSITY CITY HIGH)

Quick Hits

- Played in 10 games this season.
- Named team co-captain for the Centurions and was a San Diego Union-Tribune All-Academic Team selection in 2013 and 2014.
- Led University City in scoring his final two seasons.
- During his senior season in 2014, he helped the Centurions to a 15-12 record, which was a seven-win improvement over the year before, while averaging 13.6 points, 5.6 assists and 2.1 steals.

Season Highlights

- Finished with four points in three minutes in his SDSU debut vs. San Diego Christian (11-10-17).
- Logged one minute of action in back-to-back games at Arizona State (11-14-17) and against McNeese (11-17-17).
- Grabbed a rebound in three minutes vs. Eastern Illinois (11-20-17).
- Had two points, one assist and one steals in six minutes vs. Sacramento State (11-23-17).
- Played for the first time in four games vs. Bradley (12-6-17), logging two minutes.
- Stole the ball in the open court and made his only shot, a layup, vs. San José State (1-9-18).
- Had one assist and took a pair of three-pointers in three minutes vs. Colorado State (1-24-18).

2017-18 GAME-BY-GAME STATISTICS

Opponent	GS	FG	3FG	FT	O-D-R	PF	TP	A	TO	B	S	MP
San Diego Christian	1-1	0-0	2-2	0-1-1	1	4	0	0	0	0	0	3
at Arizona State	0-1	0-1	0-0	0-0-0	0	0	0	0	0	0	0	1
McNeese	0-0	0-0	0-0	0-0-0	0	0	0	0	0	0	0	1
Eastern Illinois	0-1	0-0	0-0	0-1-1	0	0	0	0	0	0	0	3
vs. Sacramento State	1-1	0-0	0-0	0-0-0	0	2	1	1	0	1	0	6
vs. Georgia				DNP-CD								
vs. Washington State				DNP-CD								
at San Diego				DNP-CD								
Bradley	0-0	0-0	0-2	0-0-0	0	0	0	0	0	0	0	2
California				DNP-CD								
Gonzaga				DNP-CD								
at Wyoming				DNP-CD								
Utah State	0-0	0-0	0-0	0-0-0	0	0	0	0	0	0	0	1
at Colorado State				DNP-CD								
San José State	1-1	0-0	0-0	0-0-0	1	2	0	0	0	1	2	2
at Boise State				DNP-CD								
Fresno State				DNP-CD								
at New Mexico				DNP-CD								
Colorado State	0-2	0-2	0-0	0-0-0	0	0	1	0	0	0	0	3
at UNLV				DNP-CD								
Air Force	0-2	0-1	0-0	0-0-0	1	0	0	1	0	0	0	4
at Fresno State				DNP-CD								
at Nevada				DNP-CD								
Wyoming				DNP-CD								
UNLV				DNP-Injured								
at Air Force				DNP-CD								
at San José State				DNP-CD								
Boise State				DNP-CD								
Nevada				DNP-CD								
vs. Fresno State (MW-QF)												

MISCELLANEOUS STATS / SAN DIEGO STATE RECORD

Category	2017-18 Season	
	Games	SDSU W/L
Double-Figure Scoring	0	0-0
15-Point Games	0	0-0
Led SDSU in Scoring	0	0-0
Led SDSU in Rebounding	0	0-0
Led SDSU in Assists	0	0-0
Multiple Steals	0	0-0
One Turnover or Less	10	9-1
Consecutive Games	Current	Long
Consecutive Games Played	0	5
Without Fouling Out	10	10
Scoring A Point	0	1
One Turnover or Less	10	10

► SOHIKISH CAREER STATISTICS

Year	G-GS	Min.-Avg.	FG-FGA	Pct.	3P-3PA	Pct.	FT-FTA	Pct.	OR	DR	Reb	Avg.	PF-D	AT	TO	BS	ST	Pts	Avg.
17-18	10-0	26-2.6	3-9	.333	0-4	.000	2-4	.500	0	2	2	0.2	3-0	2	2	0	2	8	0.8

CAREER HIGHS

Points

Career 19 at Colorado State (1-2-18)

Rebounds

Career 13 vs. Air Force (2-3-18)
13 vs. Fresno State (1-17-18)
13 vs. Sacramento State (11-23-17)

Assists

Career 3 vs. UNLV (2-17-18)
3 vs. Colorado State (1-24-18)

Field Goals

Career 8 vs. UNLV (2-17-18)
8 at Colorado State (1-2-18)

Field Goals Attempted

Career 14 vs. UNLV (2-17-18)

Three-Point Field Goals

Career 1 at Air Force (2-21-18)
1 at Nevada (2-10-18)
1 vs. Bradley (12-3-17)

Three-Point FG Attempted

Career 2 at Nevada (2-10-18)
2 vs. San José State (1-9-18)
2 vs. Bradley (12-3-17)
2 vs. Eastern Illinois (11-20-17)

Free Throws

Career 10 at San José State (2-24-18)

Free Throws Attempted

Career 10 at San José State (2-24-18)

Steals

Career 4 vs. San José State (1-9-18)

Blocked Shots

Career 3 at San José State (2-24-18)

Minutes Played

Career 36 vs. Boise State (2-27-18)
36 vs. Fresno State (1-17-18)



5 • JALEN MCDANIELS

FORWARD • 6-10 • 195 • FRESHMAN - RS
FEDERAL WAY, WASH. (FEDERAL WAY HIGH)

ALL-MW THIRD TEAM (MEDIA) | HONORABLE MENTION ALL-MW (COACHES)

Mountain West Rankings (all games)

- 7th in rebounding (7.4)
- 9th in defensive rebounds (5.2)
- 9th in offensive rebounds (2.2)
- Among freshmen, 2nd in rebounding (7.4)
- Among freshmen, 2nd in free-throw percentage (79.1)
- Among freshmen, 2nd in Points-Assists-Rebounds (18.3)
- Among freshmen, 3rd in fewest turnovers per 40 minutes (1.7)
- Among freshmen, 4th in scoring (10.2)

Quick Hits

- One of 17 freshmen in the nation to average 10.0 points and 7.0 rebounds a game.
- One of only five freshmen in the country to average 10.0 points, 7.0 rebounds and shoot 59 percent or better from the field.
- Named MW Player of the Week on Feb. 19, after averaging 17.0 points, 8.0 rebounds, 2.0 assists and 1.5 steals, while shooting 60.9 percent from the field (14-23) and 75.0 percent from the free-throw line (6-8) in wins over Wyoming and UNLV.
- In his last 22 games he has connected on 101-of-158 field-goal attempts (63.9 percent), while averaging 12.1 points and 8.2 rebounds (266 points, 181 rebounds).
- Posted two double-digit rebounding performances in the first nine games of his career. It was the most by an Aztec freshman since Kawhi Leonard had three in the first nine games of his career back in 2009-10.
- Averaged 7.3 rebounds in three Wooden Legacy games to rank second among the tournament field and earned Wooden Legacy honorable mention accolades.
- Has made 72 of his last 87 free throws (82.8 percent) after starting his career 0-for-4, covering four games.
- Committed one turnover or less in all but seven games this season.

Season Highlights

- Had eight points and a career-high 13 rebounds vs. Sacramento State (11-23-17).
- Posted his first career double-digit game with 11 points to go with eight rebounds vs. Georgia (11-24-17).
- Recorded his first career double-double with 14 points and 12 rebounds vs. Bradley (12-3-17).
- Led the team with 15 points and 10 rebounds, while adding a career-high two steals vs. No. 12/15 Gonzaga (12-21-17).
- Started his first career game at Wyoming (12-27-17) and produced six points and a team-high 10 rebounds.
- Had 13 points and tied career highs in free throws made (7) and free throws attempted (8) in the victory over Utah State (12-30-17).
- Posted his third double-double in the last six games with a career-high 19 points and 10 rebounds at Colorado State (1-2-18).
- Notched 13 points to go with a team-high seven rebounds and game highs in blocked shots (2) and steals (career-high 4) vs. San José State (1-9-18).
- Made 6-of-8 from the field to score 16 points to go with five rebounds and a team-high-tying two steals in a career-high 34 minutes at Boise State (1-13-18).
- Led the team with 14 points, 13 rebounds, two blocked shots and two steals vs. Fresno State (1-17-18).
- Connected on 6-of-7 shots from the floor en route to 13 points and seven rebounds at New Mexico (1-20-18).
- Had 11 points to go with a career-high three assists and team highs in rebounding (6) and steals (3) vs. Colorado State (1-24-18).
- Registered team-best numbers in scoring (16 on 7-of-10 shooting) and rebounding (career-high 13) vs. Air Force (2-3-18).
- Led all players with 18 points on a career-high eight field goals, and 12 rebounds, while tying his career high with three assists vs. UNLV (2-17-18).
- Led the team with 16 points (career-high 10-10 FT), a game-high 10 rebounds and a game-high three blocked shots at San José State (2-24-18).
- Had team highs in points (15) and rebounds (10) for his second straight double-double against Boise State (2-27-18).
- Did not start on Senior Night, but came off the bench and grabbed a game-high nine rebounds with seven points in 17 minutes vs. No. 21/21 Nevada (3-3-18).

2017-18 GAME-BY-GAME STATISTICS

Opponent	GS	FG	3FG	FT	O-D-R	PF	TP	A	TO	B	S	MP
San Diego Christian	1-3	0-1	0-2	0-5-5	0	2	2	1	2	0	0	20
at Arizona State	0-1	0-0	0-0	0-1-1	0	0	0	0	0	0	0	9
McNeese	2-4	0-0	0-0	1-3-4	3	4	0	1	1	0	0	17
Eastern Illinois	1-3	0-2	0-2	0-2-2	0	2	0	0	1	0	0	10
vs. Sacramento State	2-7	0-1	4-4	5-8-13	4	8	0	2	0	0	0	28
vs. Georgia	2-6	0-0	7-8	2-6-8	2	11	0	0	0	1	0	26
vs. Washington State	1-2	0-1	0-0	0-1-1	2	2	0	1	0	0	0	14
at San Diego	1-1	0-0	0-0	0-2-2	2	2	0	1	0	0	0	8
Bradley	6-8	1-2	1-2	5-7-12	1	14	2	1	0	1	0	26
California	3-4	0-0	3-3	0-4-4	3	9	1	0	0	0	0	23
Gonzaga	5-8	0-0	5-6	5-5-10	1	15	1	0	0	2	0	28
at Wyoming	* 3-6	0-0	0-0	2-8-10	4	6	1	1	0	1	0	27
Utah State	* 3-6	0-0	7-8	3-5-8	1	13	1	1	1	0	0	26
at Colorado State	* 8-11	0-0	3-4	5-5-10	3	19	0	0	0	2	0	29
San José State	* 6-8	0-2	1-2	1-6-7	2	13	1	0	2	4	0	23
at Boise State	* 6-8	0-0	4-5	3-2-5	3	16	1	0	1	2	0	34
Fresno State	* 4-7	0-0	6-8	3-10-13	2	14	1	2	2	2	0	36
at New Mexico	* 6-7	0-0	1-1	1-6-7	4	13	0	1	0	0	0	27
Colorado State	* 3-4	0-1	5-5	2-4-6	0	11	3	2	0	3	0	23
at UNLV	* 4-9	0-0	1-2	3-3-6	2	9	0	2	1	0	0	24
Air Force	* 7-10	0-0	2-2	3-10-13	4	16	1	1	1	1	0	32
at Fresno State	* 3-4	0-0	0-0	1-7-8	3	6	0	5	1	0	0	28
at Nevada	* 4-11	1-2	2-2	3-5-8	2	11	1	2	0	0	0	30
Wyoming	* 6-9	0-0	4-6	3-1-4	5	16	1	0	0	0	0	22
UNLV	* 8-14	0-1	2-2	3-9-12	1	18	3	1	0	2	0	29
at Air Force	* 3-4	1-1	0-0	1-6-7	0	7	1	1	0	2	0	27
at San José State	* 3-7	0-0	10-10	3-7-10	4	16	1	0	3	1	0	34
Boise State	* 6-8	0-1	3-5	3-7-10	3	15	0	2	0	0	0	36
Nevada	3-4	0-0	1-2	4-5-9	3	7	0	2	0	0	0	17

vs. Fresno State (MW-QF)

MISCELLANEOUS STATS / SAN DIEGO STATE RECORD

Category	2017-18 Season	
	Games	SDSU W/L
Double-Figure Scoring	16	12-4
15-Point Games	8	7-1
Double-Doubles	8	7-1
10-Rebounding Games	10	8-2
Led SDSU in Scoring	8	7-1
Led SDSU in Rebounding	15	13-2
Led SDSU in Assists	0	0-0
Multiple Steals	8	6-2
One Turnover or Less	22	16-6
Consecutive Games	Current	Long
Consecutive Games Played	29	29
Without Fouling Out	5	23
Scoring A Point	27	27
One Turnover or Less	0	11

► MCDANIELS CAREER STATISTICS

Year	G-GS	Min.-Avg.	FG-FGA	Pct.	3P-3PA	Pct.	FT-FTA	Pct.	OR	DR	Reb	Avg.	PF-D	AT	TO	BS	ST	Pts	Avg.
17-18	29-17	713-24.6	110-184	.598	3-15	.200	72-91	.791	65	150	215	7.4	64-1	22	30	16	25	295	10.2

SEASON / CAREER HIGHS

Points

Season 20 vs. Colorado State (1-24-18)
Career 21 vs. Boise State (3-9-17)

Rebounds

Season 6 at Air Force (2-21-18)
6 vs. UNLV (2-17-18)
6 vs. Air Force (2-3-18)
6 at New Mexico (1-20-18)
Career 9 vs. San José State (1-10-17)
9 vs. Miss. Valley State (11-14-14)

Assists

Season 4 vs. Wyoming (2-14-18)
Career 4 vs. Wyoming (2-14-18)

Field Goals

Season 6 vs. UNLV (2-17-18)
6 vs. Colorado State (1-24-18)
6 vs. San José State (1-9-18)
Career 7 vs. Boise State (3-9-17)

Field Goals Attempted

Season 13 vs. UNLV (2-17-18)
Career 13 vs. UNLV (2-17-18)
13 at Boise State (1-7-17)

Three-Point Field Goals

Season 5 at San José State (2-24-18)
5 vs. UNLV (2-17-18)
5 vs. Colorado State (1-24-18)
Career 5 - six times

Three-Point FG Attempted

Season 9 vs. UNLV (2-17-18)
9 vs. Colorado State (1-24-18)
Career 9 - five times

Free Throws

Season 4 vs. SD Christian (11-10-17)
Career 6 vs. Fresno State (2-22-17)
6 vs. Alabama State (12-12-16)
6 vs. Miss. Valley State (11-14-14)

Free Throws Attempted

Season 4 vs. Colorado State (1-24-18)
4 vs. Utah State (12-30-17)
4 vs. SD Christian (11-10-17)
Career 9 vs. Fresno State (2-22-17)

Steals

Season 2 vs. SD Christian (11-10-17)
Career 3 at UNLV (1-17-17)

Blocked Shots

Season 1 vs. UNLV (2-17-18)
1 vs. Air Force (2-3-18)
1 at New Mexico (1-20-18)
Career 1 - 13 times

Minutes Played

Season 24 at Fresno State (2-6-18)
24 at UNLV (1-27-18)
Career 34 at Boise State (1-7-17)



10 • MAX MONTANA

FORWARD • 6-9 • 210 • JUNIOR - 1L
CALABASAS, CALIF. (INDIANA)

Quick Hits

- Averaging 18.9 minutes (227 minutes) in his last 12 games.
- Averaging 3.9 rebounds (47 rebounds) in his last 12 games and had a season-best six rebounds four times during that stretch.
- Had scored in double figures three straight games for the first time this season (14.7 ppg) until the game at Fresno State (2-6-18) broke the streak.
- Is 24-for-58 from three-point distance (41.4 percent) in his last 12 games.
- Made at least one trey in 11 of his last 15 games.
- Has 15 career games with at least three three-point field goals.
- Snapped an 0-for-15 three-point field goal slump by connecting on 3-of-6 from beyond the arc against Utah State (12-30-17).
- Committed only nine turnovers in the last 15 games (263 minutes on the court).
- Hyperextended his left knee in the second half of the game at Arizona State (11-14-17) and missed the next six games before returning vs. Bradley (12-3-17).

Season Highlights

- Made all four free throws and finished with nine points and two steals vs. San Diego Christian (11-10-17).
- Knocked down his first four three-pointers, all of which came in the first half, and finished with 15 points at Arizona State (11-14-17).
- Broke an 0-for-15 slump beyond the arc, by making 3-of-6 three-point field goals en route to a 14-point performance against Utah State (12-30-17).
- Had a game-high-tying 17 points with nine coming off three-pointers in 16 minutes vs. San José State (1-9-18)... Also tied his season high with four rebounds and one assist.
- Scored eight points to go with a season-high six rebounds and career highs in assists (3) and blocked shots (1) at New Mexico (1-20-18).
- Connected on a career-high five three-pointers en route to a season-high 20 points in just 22 minutes vs. Colorado State (1-24-18).
- Made three treys to finish with 13 points and a season-high six rebounds at Air Force (2-3-18).
- Set a career high with four assists to go with three points and five rebounds vs. Wyoming (2-14-18).
- Went off for 17 points in 18 minutes after making a career-high-tying five three-pointers and grabbed a season-high six rebounds vs. UNLV (2-17-18).
- Pulled down a season-high six rebounds at Air Force (2-21-18).
- Made a career-high five three-pointers, all in the second half, for 15 points in 19 minutes at San José State (2-24-18).

2017-18 GAME-BY-GAME STATISTICS

Opponent	GS	FG	3FG	FT	O-D-R	PF	TP	A	TO	B	S	MP
San Diego Christian	2-6	1-5	4-4	1-3-4	1	9	0	2	0	2	19	
at Arizona State	5-8	4-6	1-2	0-2-2	2	15	1	1	0	1	21	
McNeese												DNP-Injured
Eastern Illinois												DNP-Injured
vs. Sacramento State												DNP-Injured
vs. Georgia												DNP-Injured
vs. Washington State												DNP-Injured
at San Diego												DNP-Injured
Bradley	0-2	0-2	0-0	0-0-0	0	0	0	0	0	0	4	
California	1-7	0-6	0-0	0-3-3	3	2	0	0	0	0	20	
Gonzaga	0-4	0-2	1-2	2-1-3	4	1	0	0	0	1	18	
at Wyoming	0-3	0-3	0-0	0-2-2	3	0	0	1	0	0	11	
Utah State	4-9	3-6	3-4	0-2-2	2	14	1	1	0	0	17	
at Colorado State	1-4	1-4	0-0	1-0-1	3	3	1	0	0	1	16	
San José State	6-10	3-7	2-2	0-4-4	0	17	1	0	0	0	16	
at Boise State	1-4	1-2	0-0	0-0-0	2	3	0	0	0	0	10	
Fresno State												DNP-CD
at New Mexico	3-8	2-5	0-0	1-5-6	2	8	3	0	1	0	20	
Colorado State	6-11	5-9	3-4	1-3-4	2	20	0	0	0	0	22	
at UNLV	4-7	2-4	1-2	3-0-3	4	11	0	3	0	1	24	
Air Force	5-10	3-7	0-0	2-4-6	3	13	2	1	1	0	22	
at Fresno State	0-5	0-2	0-0	1-2-3	0	0	2	1	0	0	24	
at Nevada	3-6	2-5	0-1	0-3-3	2	8	1	1	0	1	23	
Wyoming	1-4	1-4	0-0	0-5-5	2	3	4	1	0	1	19	
UNLV	6-13	5-9	0-0	1-5-6	2	17	0	1	1	0	18	
at Air Force	1-5	0-4	2-2	2-4-6	1	4	1	1	0	0	17	
at San José State	5-8	5-8	0-0	1-2-3	5	15	0	0	0	0	19	
Boise State	0-2	0-2	0-0	0-0-0	2	0	0	0	0	0	13	
Nevada	0-1	0-1	0-0	0-2-2	0	0	1	0	0	0	6	
vs. Fresno State (MW-QF)												

MISCELLANEOUS STATS / SAN DIEGO STATE RECORD

Category	2017-18 Season		Career Games	Career SDSU W/L
	Games	SDSU W/L		
Double-Figure Scoring	8	7-1	19*	11-7
Double-Figure Rebounds	0	0-0	0	0-0
Double-Doubles	0	0-0	0	0-0
Led SDSU in Scoring	2	2-0	3	3-0
Led SDSU in Rebounding	0	0-0	6	5-1
Led SDSU in Assists	1	0-1	1	0-1
15+ Point Games	5	4-1	10*	6-3
One Turnover or Less	20	13-7	72	28-16
Multiple Three-Pointers	10	6-4	24	12-12
Consecutive Games	Current	Long		
Double-Figure Scoring	0	4		
With At Least 1 Assist	2	4		
Played 30 or More Minutes	0	1		
Consecutive Made FTs	2	10		

* - One career double-digit scoring game came while at Indiana.

► MONTANA CAREER STATISTICS

Year	G-GS	Min.-Avg.	FG-FGA	Pct.	3P-3PA	Pct.	FT-FTA	Pct.	OR	DR	Reb	Avg.	PF-D	AT	TO	BS	ST	Pts	Avg.
14-15*	31-0	240-7.7	24-56	.429	10-29	.345	15-21	.714	10	31	41	1.3	32-1	10	13	3	4	73	2.4
16-17	29-10	556-19.2	68-187	.364	52-150	.347	34-42	.810	31	80	111	3.8	50-2	12	25	7	17	222	7.7
17-18	22-0	373-17.0	54-137	.394	38-103	.369	17-23	.739	16	53	69	3.1	43-1	19	15	3	8	163	7.4
Totals	82-10	1,169-14.3	146-380	.384	100-282	.355	66-86	.767	57	164	221	2.7	125-4	41	53	13	29	458	5.6

* - Indiana

CAREER HIGHS

Points

Career 31 vs. Eastern Illinois (11-20-17)

Rebounds

Career 9 vs. Washington State (11-26-17)

Assists

Career 6 vs. California (12-9-17)

Field Goals

Career 10 vs. Eastern Illinois (11-20-17)

Field Goals Attempted

Career 14 vs. Eastern Illinois (11-20-17)

Three-Point Field Goals

Career 7 vs. Eastern Illinois (11-20-17)

Three-Point FG Attempted

Career 11 vs. Eastern Illinois (11-20-17)

Free Throws

Career 5 vs. UNLV (2-17-18)

Free Throws Attempted

Career 6 vs. Washington State (11-26-17)

Steals

Career 3 vs. Boise State (2-27-18)

3 vs. UNLV (2-17-18)

3 vs. Eastern Illinois (11-20-17)

Blocked Shots

Career 3 vs. Air Force (2-3-18)

Minutes Played

Career 36 vs. Gonzaga (12-21-17)



11 • MATT MITCHELL

FORWARD • 6-6 • 230 • FRESHMAN - HS
RIVERSIDE, CALIF. (ROOSEVELT HIGH)

Mountain West Rankings (all games)

- Among freshmen, 1st in assists (1.8)
- Among freshmen, 1st in three-pointers (4.5)
- Among freshmen, 2nd in scoring (10.9)
- Among freshmen, 3rd in free-throw percentage (78.4)
- Among freshmen, 4th in Points-Assists-Rebounds (16.6)
- Among freshmen, 4th in rebounding (4.0)

Quick Hits

- Earned Wooden Legacy honorable mention accolades.
- Last five games: 25-46 FG (54.3 percent), 10-23 3FG (43.5 percent)
- Has made 61 of his last 119 field-goal attempts (51.3 percent) over his last 14 games and 41-for-66 from two-point range (62.1 percent).
- Has at least one steal in 18 of his last 21 games (27 steals).
- Has made 45 of his last 115 three-point attempts (39.1 percent) after starting his career by going 0-for-10, covering three games.
- Made at least one three-point field goal in 21 of his last 26 games.
- Entered the Eastern Illinois game having made just two of his first 18 shots (0-10 3FG) on the season before going for 31 points (10-14 FG, 7-11 3FG) in 29 minutes.

Season Highlights

- Started the first game of his career in his SDSU debut and finished with six points, a team-high eight rebounds, two assists, one blocked shot and two steals vs. San Diego Christian (11-10-17)... Was the 15th freshman to start a season-opening game with Dutcher on the bench, dating back to the 1988-89 campaign, and the 10th while Dutcher has been at SDSU... The others are Juwan Howard, Jalen Rose, Chris Webber, Jerod Ward, Albert White, Bradley Jackson, Steve Sir, Brandon Heath, Richie Williams, D.J. Gay, Tim Shelton, Kawhi Leonard, Trey Kell and Jeremy Hemsley.
- Set career highs in points (31), assists (3), steals (3), field goals (10), three-pointers (7), free throws (4) and free throws attempted (5) to go with six rebounds vs. Eastern Illinois (11-20-17)... His seven treys were tied for the fourth most in school history, the most ever by an SDSU freshman, and tied for the second most by an Aztec in Viejas Arena history... He had the most points by an Aztec freshman since 2003 (Evan Burns)... His 31 points were the fourth most by a freshman this season... He became one of five freshmen this season to score at least 30 points... His seven three-pointers were tied for the second most nationally this season.
- Scored 13 points, including a big three-pointer down the stretch vs. Georgia (11-24-17), to give SDSU a four-point lead with 2:44 left.
- Had 12 points and a career-high nine rebounds vs. Washington State (11-26-17).
- Made all four of his shot attempts en route to 13 points at San Diego (11-30-17).
- Played a then-career-high 35 minutes and produced 13 points and a career-high six assists vs. California (12-9-17).
- Shared the team lead with 15 points and played a career-high 36 minutes vs. No. 12/15 Gonzaga (12-21-17).
- Made 6-of-11 shots en route to 13 points at Boise State (1-13-18).
- Turned in 13 points and two assists vs. Fresno State (1-17-18).
- Registered 15 points, his most in his last eight games, and four assists, his second most in a game, vs. Colorado State (1-24-18).
- Recorded 11 points, a team-high eight rebounds and three assists at UNLV (1-27-18).
- Blocked a career- and team-high three shots, while adding a team-best four assists vs. Air Force (2-3-18).
- Led the team with 16 points and two assists, and grabbed five rebounds at Fresno State (2-6-18).
- Scored a game-high 21 points, had a career-high three steals and went a career-best 5-for-5 from the free-throw line vs. UNLV (2-17-18).
- Scored 11 points in the first 2:58 of the second half and finished with a game-high 17 points on 6-of-7 shooting (4-5 3FG) at Air Force (2-21-18).
- Tied his career high with three steals to go with 11 points, three rebounds and three assists vs. Boise State (2-27-18).

2017-18 GAME-BY-GAME STATISTICS

Opponent	GS	FG	3FG	FT	O-D-R	PF	TP	A	TO	B	S	MP
San Diego Christian	*	1-8	0-5	4-4	1-7-8	1	6	2	3	1	2	18
Arizona State	*	0-4	0-2	3-4	0-2-2	5	3	1	2	0	0	17
McNeese	*	1-6	0-3	0-0	0-3-3	0	2	3	1	0	0	19
Eastern Illinois	*	10-14	7-11	4-5	1-5-6	2	31	3	2	0	3	29
vs. Sacramento State	*	3-8	2-6	3-4	1-2-3	1	11	1	1	0	0	20
vs. Georgia	*	4-11	1-5	4-4	1-1-2	3	13	0	2	0	0	27
vs. Washington State	*	3-10	2-6	4-6	3-6-9	4	12	1	5	0	1	28
at San Diego	*	4-4	1-1	4-5	0-4-4	2	13	0	5	0	0	32
Bradley	*	1-4	1-2	2-2	0-6-6	0	5	1	2	0	2	25
California	*	5-8	3-6	0-0	1-2-3	4	13	6	1	0	2	35
Gonzaga	*	4-12	3-8	4-5	1-4-5	1	15	2	2	1	1	36
at Wyoming	*	3-7	3-6	2-3	0-6-6	4	11	1	3	0	1	30
Utah State	*	1-7	0-3	0-2	0-3-3	2	2	2	1	0	2	29
at Colorado State	*	2-6	1-2	4-4	1-5-6	3	9	3	2	0	1	26
San José State	*	3-9	1-6	0-0	1-3-4	5	7	2	2	0	1	26
at Boise State	*	6-11	0-4	1-1	3-1-4	4	13	0	0	0	1	28
Fresno State	*	5-9	0-1	3-4	0-2-2	4	13	2	1	0	1	29
at New Mexico	*	3-5	1-3	0-0	0-2-2	4	7	1	3	0	0	21
Colorado State	*	6-8	3-4	0-0	0-2-2	0	15	4	2	0	1	30
at UNLV	*	4-9	2-5	1-2	2-6-8	3	11	3	3	0	1	34
Air Force	*	1-6	1-4	1-2	0-1-1	0	4	4	4	3	2	27
at Fresno State	*	6-12	1-4	3-4	2-3-5	4	16	2	2	1	1	34
at Nevada	*	5-9	2-5	0-0	1-2-3	3	12	1	2	0	1	27
Wyoming	*	0-4	0-0	2-2	0-6-6	3	2	2	3	1	0	18
UNLV	*	7-9	2-3	5-5	1-0-1	2	21	0	1	0	3	28
at Air Force	*	6-7	4-5	1-2	0-2-2	5	17	1	2	0	1	22
at San José State	*	5-11	2-6	0-0	0-3-3	1	12	1	2	0	0	26
Boise State	*	4-9	0-4	3-4	0-3-3	2	11	3	0	0	3	28
Nevada	*	3-10	2-5	0-0	1-2-3	2	8	0	0	0	2	26

vs. Fresno State (MW-QF)

MISCELLANEOUS STATS / SAN DIEGO STATE RECORD

Category	2017-18 Season	
	Games	SDSU W/L
Double-Figure Scoring	18	10-8
15-Point Games	6	5-1
Led SDSU in Scoring	6	4-2
Led SDSU in Rebounding	3	1-2
Led SDSU in Assists	3	1-2
Multiple Steals	9	8-1
One Turnover or Less	9	6-3
Consecutive Games	Current	Long
Consecutive Games Played	29	29
Without Fouling Out	3	11
Scoring A Point	29	29
With A Steal	2	9
One Turnover or Less	2	2

► MITCHELL CAREER STATISTICS

Year	G-GS	Min.-Avg.	FG-FGA	Pct.	3P-3PA	Pct.	FT-FTA	Pct.	OR	DR	Reb	Avg.	PF-D	AT	TO	BS	ST	Pts	Avg.
17-18	29-28	775-26.7	106-237	.447	45-125	.360	58-74	.784	21	94	115	4.0	74-3	52	59	7	33	315	10.9

CAREER HIGHS

Points

Career 14 vs. Wyoming (2-14-18)

Rebounds

Career 7 vs. Washington State (11-26-17)

Assists

Career 2 vs. UNLV (2-17-18)
2 vs. Wyoming (2-14-18)
2 vs. Colorado State (1-24-18)
2 vs. San José State (1-9-18)
2 vs. Washington State (11-26-17)

Field Goals

Career 5 vs. Wyoming (2-14-18)

Field Goals Attempted

Career 7 vs. San José State (1-9-18)
7 vs. Sacramento State (11-23-17)

Three-Point Field Goals

Career 4 vs. Wyoming (2-14-18)

Three-Point FG Attempted

Career 5 vs. UNLV (2-17-18)
5 vs. Wyoming (2-14-18)
5 vs. Air Force (2-3-18)
5 vs. McNeese (11-17-17)

Free Throws

Career 2 vs. Air Force (2-3-18)
2 vs. Bradley (12-3-17)
2 vs. SD Christian (11-10-17)

Free Throws Attempted

Career 2 vs. Air Force (2-3-18)
2 vs. Bradley (12-3-17)
2 vs. Eastern Illinois (11-20-17)
2 vs. SD Christian (11-10-17)

Steals

Career 2 vs. San José State (1-9-18)

Blocked Shots

Career 1 at New Mexico (1-20-18)
1 at Wyoming (12-27-17)
1 vs. McNeese (11-17-17)

Minutes Played

Career 26 vs. Washington State (11-26-17)



20 • JORDAN SCHAKEL

GUARD • 6-6 • 195 • FRESHMAN - HS
TORRANCE, CALIF. (BISHOP MONTGOMERY HIGH)

Mountain West Rankings (all games)

- Among freshmen, 5th in three-point field goals (27)

Quick Hits

- Is 8-for-19 from three-point distance (42.1 percent) over his last six games.
- One of four players to see action in all 29 games this season.
- Made 27 three-pointers in 29 games.
- Has nine turnovers in 417 minutes this season.
- One turnover or less in 22 straight games (291 minutes).

Season Highlights

- Recorded seven points and zero turnovers in his SDSU debut vs. San Diego Christian (11-10-17).
- Put up eight points after knocking down a pair of three-pointers and pulled down four rebounds vs. McNeese (11-17-17).
- Played the most minutes off the bench (20), along with Jeremy Hemsley, and recorded his first career assist vs. Eastern Illinois (11-20-17).
- Had five points and four boards in 23 minutes vs. Sacramento State (11-23-17).
- Scored three points and grabbed three rebounds, but took two charges to help SDSU defeat Georgia (11-24-17).
- Finished with six points, a career-high seven rebounds, a personal-best two assists and a career-high-tying one steal in 26 minutes vs. Washington State (11-26-17).
- Snapped a four-game streak without a three-pointer when he made 1-of-2 at Wyoming (12-27-17), while also blocking his second career shot.
- Made two three-pointers for six points and added five rebounds, and career highs in assists (2) and steals (2) vs. San José State (1-9-18).
- Knocked down both of his three-point attempts (6 points), each coming in big moments, at Boise State (1-13-18).
- Connected on half of his four three-point attempts to score six points, while tying his career high with one blocked shot at New Mexico (1-20-18).
- Tied his career high with two assists vs. Colorado State (1-24-18).
- Equaled his then-career high in points (8), three-pointers (2) and free throws (2) vs. Air Force (2-3-18).
- Exploded for 11 points in the first half before finishing with a career-high 14 points on 5-of-6 shooting (career-high four three-pointers), five rebounds, two assists and a steal in 17 minutes vs. Wyoming (2-14-18).
- Turned in six points after making two treys, three rebounds and tied his career high with two assists vs. UNLV (2-17-18).

2017-18 GAME-BY-GAME STATISTICS

Opponent	GS	FG	3FG	FT	O-D-R	PF	TP	A	TO	B	S	MP
San Diego Christian	2-5	1-4	2-2	0-3-3	3	7	0	0	0	1	15	
at Arizona State	1-2	0-1	0-0	0-3-3	0	2	0	0	0	0	8	
McNeese	3-6	2-5	0-0	1-3-4	1	8	0	1	1	1	19	
Eastern Illinois	1-3	1-2	1-2	0-1-1	1	4	1	0	0	0	20	
vs. Sacramento State	2-7	1-4	0-0	1-3-4	1	5	1	1	0	0	23	
vs. Georgia	1-2	1-2	0-0	0-3-3	3	3	1	1	0	0	15	
vs. Washington State	2-4	2-4	0-0	2-5-7	3	6	2	2	0	1	26	
at San Diego	0-0	0-0	0-0	0-1-1	1	0	1	0	0	1	12	
Bradley	0-2	0-2	2-2	0-1-1	4	2	0	0	0	0	17	
California	0-0	0-0	0-0	0-0-0	0	0	0	0	0	0	2	
Gonzaga	0-2	0-1	0-0	0-0-0	0	0	0	0	0	0	8	
at Wyoming	1-2	1-2	0-0	0-0-0	4	3	0	1	0	1	12	
Utah State	1-5	0-3	0-0	2-0-2	0	2	0	0	0	0	11	
at Colorado State	1-3	1-2	0-0	1-4-5	1	3	0	0	0	0	15	
San José State	2-7	2-4	0-0	4-1-5	4	6	2	1	0	2	19	
at Boise State	2-3	2-2	0-0	0-0-0	2	6	0	0	0	0	14	
Fresno State	0-2	0-1	0-0	0-1-1	2	0	0	0	0	0	9	
at New Mexico	2-4	2-4	0-0	0-1-1	5	6	0	0	1	1	18	
Colorado State	0-3	0-2	0-2	2-1-3	4	0	2	0	0	1	15	
at UNLV	1-3	1-3	0-0	0-1-1	4	3	1	0	0	1	13	
Air Force	2-6	2-5	2-2	0-2-2	1	8	1	0	0	0	19	
at Fresno State	0-0	0-0	0-0	0-1-1	2	0	0	1	0	0	13	
at Nevada	0-2	0-2	0-0	0-1-1	2	0	0	1	0	0	9	
Wyoming	5-6	4-5	0-0	2-3-5	4	14	2	1	0	1	17	
UNLV	2-5	2-5	0-0	1-2-3	3	6	2	0	0	1	16	
at Air Force	1-4	1-3	1-1	0-3-3	0	4	0	0	0	1	19	
at San José State	0-2	0-2	0-0	0-0-0	2	0	0	0	0	0	8	
Boise State	0-2	0-2	0-0	0-0-0	2	0	0	0	0	0	13	
Nevada	1-3	1-2	0-0	1-1-2	0	3	1	0	0	0	12	

vs. Fresno State (MW-QF)

MISCELLANEOUS STATS / SAN DIEGO STATE RECORD

Category	2017-18 Season	
	Games	SDSU W/L
Double-Figure Scoring	1	1-0
15-Point Games	0	0-0
Led SDSU in Scoring	0	0-0
Led SDSU in Rebounding	0	0-0
Led SDSU in Assists	0	0-0
Multiple Three-Pointers	8	5-3
One Turnover or Less	27	18-9
Consecutive Games	Current	Long
Consecutive Games Played	29	29
Without Fouling Out	11	17
Scoring A Point	1	7
One Turnover or Less	22	22

► SCHAKEL CAREER STATISTICS

Year	G-GS	Min.-Avg.	FG-FGA	Pct.	3P-3PA	Pct.	FT-FTA	Pct.	OR	DR	Reb	Avg.	PF-D	AT	TO	BS	ST	Pts	Avg.
17-18	29-0	417-14.4	33-95	.347	27-74	.365	8-11	.727	17	45	62	2.1	59-1	17	9	3	12	101	3.5

SEASON / CAREER HIGHS

Points

Season 21 at Wyoming (12-27-17)
 Career 22 vs. Boise State (3-9-17)
 22 at Colorado State (1-24-15)

Rebounds

Season 13 at Nevada (2-10-18)
 Career 13 at Nevada (2-10-18)

Assists

Season 4 vs. Nevada (3-3-18)
 Career 5 vs. UNLV (3-5-16)

Field Goals

Season 10 at Wyoming (12-27-17)
 Career 10 at Wyoming (12-27-17)

Field Goals Attempted

Season 22 at Wyoming (12-27-17)
 Career 22 at Wyoming (12-27-17)

Three-Point Field Goals

Season 2 at Arizona State (11-14-17)
 Career 4 at Colorado State (1-24-15)

Three-Point FG Attempted

Season 4 at Wyoming (12-27-17)
 4 at Arizona State (11-14-17)
 Career 5 - nine times

Free Throws

Season 3 vs. Utah State (12-30-17)
 3 vs. McNeese (11-17-17)
 Career 7 vs. Boise State (3-9-17)

Free Throws Attempted

Season 4 vs. Utah State (12-30-17)
 4 vs. McNeese (11-17-17)
 4 vs. SD Christian (11-10-17)
 Career 8 vs. Boise State (3-9-17)
 8 at New Mexico (3-4-17)
 8 vs. Wyoming (1-31-17)

Steals

Season 3 at Arizona State (11-14-17)
 Career 4 vs. Wyoming (1-31-17)

Blocked Shots

Season 4 at New Mexico (1-20-18)
 4 at San Diego (11-30-17)
 Career 4 at New Mexico (1-20-18)
 4 at San Diego (11-30-17)

Minutes Played

Season 36 vs. California (12-9-17)
 Career 37 at New Mexico (3-1-16)



21 • MALIK POPE

FORWARD • 6-10 • 220 • SENIOR - 3L

SACRAMENTO, CALIF. (LAGUNA CREEK HIGH)

ALL-MW SECOND TEAM (COACHES) | HONORABLE MENTION ALL-MW (MEDIA)

Mountain West Rankings (all games)

- 5th in field-goal percentage (51.2)
- 6th in blocked shots (1.1)
- T-7th in offensive rebounds (2.3)
- 8th in rebounding (7.0)
- 19th in scoring (12.8)

San Diego State Career Ranks

- 6th in blocked shots (108) / next: 5. Joe McNaull (114)
- 11th in victories (83) / next: T-7. T. Kell, M. Shrigley, T. Shelton, R. Williams (85)
- 15th in rebounding (615) / next: 14. Eddy Gordon (631)
- 19th in three-point field goals (92) / next: 18. David Abramowitz (98)
- 26th in scoring (1,058) / next: 25. Jeremy Hemsley (1,069)

Quick Hits

- Reached the 1,000-point plateau for his career against Wyoming (2-14-18). He became the 33rd member of that club at San Diego State.
- Has made 76-of-149 shots over his last eight games played (51.0 percent).
- Tallied six or more rebounds in 16 of the last 21 games played (7.0 rpg; 148 rebs.)... Last seven games: 8.1 rpg (57 rebounds, 23 offensive).
- Scored in double figures in 16 of his last 20 games played (13.3 ppg; 265 pts.) and scored at least eight in all 20... Last five games: 13.6 ppg (68 points)
- Wooden Legacy honorable mention performer.

Season Highlights

- Poured in a game-high 20 points on 9-of-11 shooting and six rebounds in only 18 minutes vs. San Diego Christian (11-10-17).
- Recorded 14 points, eight rebounds and a game-high three steals at Arizona State (11-14-17).
- Put up 16 points and a game-high nine rebounds vs. McNeese (11-17-17).
- Had a double-double with 17 points and a game-high 11 rebounds to go with two assists, one blocked shot and one steal vs. Eastern Illinois (11-20-17).
- Pulled down a game-high nine rebounds, blocked a career-high four shots and shared the team lead with two assists at San Diego (11-30-17).
- Scored SDSU's first 13 points before finishing with a game-high 20 points and adding team-best numbers in rebounding (8), blocked shots (2) and steals (2) vs. California (12-9-17).
- Had a season-high 21 points on a career-high 10 field goals and nine rebounds at Wyoming (12-27-17).
- Made 8-of-10 shots to finish with a game-high 17 points vs. San José State (1-9-18).
- Posted 18 points on 8-of-11 shooting, a game-high nine rebounds and two assists at Boise State (1-13-18).
- Battled foul trouble and took a knee to the groin, which limited him to 10 points in 18 minutes vs. Fresno State (1-17-18).
- Led the team with 16 points and eight rebounds, while tying his career high with four blocked shots at New Mexico (1-20-18).
- Finished with 14 points and a team-high eight rebounds at UNLV (1-27-18).
- Filled the stat sheet with nine points on 3-of-5 shooting, six rebounds, one assist and a game-high three blocked shots vs. Air Force (2-3-18).
- Turned in a double-double with 10 points and a game-high 10 rebounds, including a season-best seven offensive, at Fresno State (2-6-18).
- Pulled down a career-high 13 rebounds and scored nine points at No. 23/23 Nevada (2-10-18).
- Had 10 points and a team-high nine rebounds vs. Wyoming (2-14-18) and reach the 1,000-point plateau for his career.
- Produced 17 points, nine rebounds and a team-high three blocked shots vs. UNLV (2-17-18).
- Recorded 13 points, five rebounds and blocked the team's only two shots at Air Force (2-21-18).
- Made 7-of-11 shots for 16 points to go with five rebounds and a season-high four assists vs. No. 21/21 Nevada (3-3-18).

2017-18 GAME-BY-GAME STATISTICS

Opponent	GS	FG	3FG	FT	O-D-R	PF	TP	A	TO	B	S	MP
San Diego Christian	*	9-11	1-2	1-4	2-4-6	0	20	0	0	1	0	18
at Arizona State	*	5-10	2-4	2-3	4-4-8	3	14	0	3	1	3	25
McNeese	*	6-9	1-1	3-4	0-9-9	0	16	1	0	0	0	26
Eastern Illinois	*	8-14	1-1	0-0	3-8-11	1	17	2	1	1	1	30
vs. Sacramento State	*	3-5	1-1	0-1	0-5-5	2	7	2	0	0	1	16
vs. Georgia	*	4-12	0-2	1-2	3-4-7	4	9	1	1	2	0	19
vs. Washington State	*	2-3	0-0	0-0	0-1-1	2	4	0	0	1	0	14
at San Diego	*	3-9	0-0	0-1	1-8-9	1	6	2	6	4	2	32
Bradley	*	3-6	0-0	7-8	2-4-6	2	13	1	3	0	1	18
California	*	7-11	1-2	5-6	2-6-8	3	20	1	3	2	2	36
Gonzaga	*	4-10	1-3	0-0	1-5-6	2	9	1	2	0	1	21
at Wyoming	*	10-22	0-4	1-3	3-6-9	1	21	0	3	1	1	35
Utah State	*	5-11	0-1	3-4	2-5-7	1	13	2	3	0	2	27
at Colorado State	*	3-7	0-0	2-4	4-5-9	3	8	1	4	3	1	30
San José State	*	8-10	1-1	0-0	2-2-4	0	17	1	1	2	0	28
at Boise State	*	8-11	0-0	2-2	3-6-9	4	18	2	3	0	0	35
Fresno State	*	4-5	1-1	1-1	0-2-2	3	10	0	1	0	0	18
at New Mexico	*	5-15	0-1	6-7	3-5-8	1	16	0	1	4	0	31
Colorado State	*	4-5	0-1	2-2	0-0-0	1	10	1	1	0	1	27
at UNLV	*	6-14	1-3	1-2	4-4-8	4	14	2	2	1	0	28
Air Force	*	3-5	0-0	3-4	2-4-6	1	9	1	3	3	0	26
at Fresno State	*	5-14	0-0	7-3-10	4	10	1	1	0	1	0	23
at Nevada	*	4-12	1-2	0-0	5-8-13	3	9	1	3	0	0	29
Wyoming	*	4-10	0-1	2-2	5-4-9	3	10	2	1	1	0	23
UNLV	*	8-13	1-2	0-0	3-6-9	1	17	1	0	3	1	30
at Air Force	*	5-11	0-1	3-3	0-5-5	3	13	1	3	2	1	28
at San José State		Did Not Travel										
Boise State	*	5-13	0-3	2-2	2-4-6	3	12	1	2	0	2	29
Nevada	*	7-11	1-1	1-4	1-4-5	3	16	4	2	0	1	27

MISCELLANEOUS STATS / SAN DIEGO STATE RECORD

Category	2017-18 Season		Career Games	Career SDSU W/L
	Games	SDSU W/L		
Double-Figure Scoring	20	12-8	49	33-16
Double-Doubles	2	1-1	9	7-2
Led SDSU in Scoring	5	2-3	19	11-8
Led SDSU in Rebounding	10	4-6	32	19-13
Led SDSU in Assists	1	1-0	10	7-3
15+ Point Games	10	6-4	23	15-8
20+ Point Games	3	1-2	6	3-3
2+ Assist Games	8	6-2	30	21-9
Consecutive Games	Current	Long		
Double-Figure Scoring	5	7		
With At Least 1 Assist	10	10		
Played 30 or More Minutes	0	3		
Consecutive Made FTs	0	10		

► POPE CAREER STATISTICS

Year	G-GS	Min.-Avg.	FG-FGA	Pct.	3P-3PA	Pct.	FT-FTA	Pct.	OR	DR	Reb	Avg.	PF-D	AT	TO	BS	ST	Pts	Avg.
14-15	31-0	459-14.8	56-123	.455	20-49	.408	27-40	.675	25	59	84	2.7	30-0	19	25	24	8	159	5.1
15-16	38-16	810-21.3	101-252	.401	38-102	.373	37-57	.649	33	156	189	5.0	56-1	29	41	29	10	277	7.3
16-17	24-21	621-25.9	96-212	.453	20-51	.392	52-74	.703	42	105	147	6.1	52-1	36	34	23	18	264	11.0
17-18	28-28	729-26.0	148-289	.512	14-38	.368	48-69	.696	64	131	195	7.0	59-0	32	53	32	22	358	12.8
Totals	121-65	2,619-21.6	401-876	.458	92-240	.383	164-240	.683	164	451	615	5.1	197-2	116	153	108	58	1,058	8.7

SEASON / CAREER HIGHS

Points

Season 18 vs. Wyoming (2-14-18)
Career 18 vs. Wyoming (2-14-18)

Rebounds

Season 7 vs. Washington State (11-26-17)
7 vs. SD Christian (11-10-17)
Career 7 vs. Washington State (11-26-17)
7 vs. SD Christian (11-10-17)

Assists

Season 2 vs. UNLV (2-17-18)
2 vs. Bradley (12-3-17)
Career 2 vs. UNLV (2-17-18)
2 vs. Bradley (12-3-17)

Field Goals

Season 8 vs. Wyoming (2-14-18)
Career 8 vs. Wyoming (2-14-18)

Field Goals Attempted

Season 10 vs. Wyoming (2-14-18)
Career 10 vs. Wyoming (2-14-18)

Three-Point Field Goals

Season 1 at San José State (2-24-18)
1 vs. UNLV (2-17-18)
1 vs. Wyoming (2-14-18)
1 vs. McNeese (11-17-17)
Career 1 at San José State (2-24-18)
1 vs. UNLV (2-17-18)
1 vs. Wyoming (2-14-18)
1 vs. McNeese (11-17-17)
1 at Utah State (2-15-17)

Three-Point FG Attempted

Season 2 vs. UNLV (2-17-18)
Career 2 vs. UNLV (2-17-18)

Free Throws

Season 4 vs. Boise State (2-27-18)
Career 4 vs. Boise State (2-27-18)

Free Throws Attempted

Season 4 vs. Boise State (2-27-18)
4 vs. Sacramento State (11-23-17)
Career 4 vs. Boise State (2-27-18)
4 vs. Sacramento State (11-23-17)

Steals

Season 2 vs. Bradley (12-3-17)
Career 2 vs. Bradley (12-3-17)

Blocked Shots

Season 1 at San José State (2-24-18)
1 vs. Fresno State (1-17-18)
1 vs. Washington State (11-26-17)
Career 1 at San José State (2-24-18)
1 vs. Fresno State (1-17-18)
1 vs. Washington State (11-26-17)

Minutes Played

Season 24 vs. Sacramento State (11-23-17)
Career 24 vs. Sacramento State (11-23-17)



24 • NOLAN NARAIN

FORWARD • 6-10 • 226 • SOPHOMORE - 1L
HAMILTON, ONTARIO, CANADA (LA LUMIERE SCHOOL (IND.))

Quick Hits

- Ranks 17th nationally in field-goal percentage (.688) among players with at least 60 field-goal attempts (through March 3 games) and is one of two in the top 16 with at least one three-pointer.
- Last six games: 7.1 points, 2.3 rebounds, 65.4 percent from field, 12.0 minutes.
- Averaging 11.9 minutes in his last seven games.
- Nearly half of his rebounds are on the offensive glass this season (21 of 46).
- Scored 18 points vs. Wyoming (2-14-18) after only scoring 12 points in seven Mountain West games entering the contest vs. the Cowboys.
- Has scored in nine of his last 11 games played.
- Grabbed at least one rebound in 24 of his last 29 outings.
- Has only missed 20 shots this season.

Season Highlights

- Notched a then-career-high nine points after making all four of his shots in a career-high 19 minutes vs. San Diego Christian (11-10-17).
- Made his first three-pointer of the season en route to five points, two rebounds and one assist vs. McNeese (11-17-17).
- Was a perfect 3-for-3 from the field en route to seven points in 11 minutes vs. Eastern Illinois (11-20-17).
- Scored eight points in 24 minutes off the bench vs. Sacramento State (11-23-17).
- Posted his first career double-digit scoring game with 10 points to go with a career-high seven rebounds vs. Washington State (11-26-17).
- Recorded nine points and career highs in assists (2) and steals (2) in 15 minutes vs. Bradley (12-3-17).
- Made both of his field-goal attempts and 2-of-3 from the free-throw line for six points to go with one rebound and one blocked shot in 12 minutes vs. Fresno State (1-17-18).
- Connected on 8-of-10 shots from the field, including his lone three-point attempt, en route to a career-best 18 points in 18 minutes vs. Wyoming (2-14-18)... At halftime, he had already tied his previous career high of 10 points in just eight minutes.
- Produced five points, four rebounds and a career-high two assists in 11 minutes vs. UNLV (2-17-18).
- Made his first career start at San José State (2-24-18) and finished with eight points, four rebounds, one blocked shot and one steal in 18 minutes.
- Half of his eight points came on a career-high four free throws vs. Boise State (2-17-18).

2017-18 GAME-BY-GAME STATISTICS

Opponent	GS	FG	3FG	FT	O-D-R	PF	TP	A	TO	B	S	MP
San Diego Christian	4-4	0-0	1-1	4-3-7	0	9	1	1	0	0	0	19
at Arizona State	2-3	0-0	0-0	1-0-1	4	4	0	0	0	0	0	14
McNeese	2-3	1-1	0-0	2-0-2	4	5	1	1	0	0	0	15
Eastern Illinois	3-3	0-0	1-2	0-1-1	2	7	0	0	0	0	0	11
vs. Sacramento State	3-5	0-1	2-4	1-1-2	3	8	0	4	0	1	0	24
vs. Georgia	0-0	0-0	0-0	0-0-0	0	0	0	0	0	0	0	1
vs. Washington State	5-6	0-1	0-1	5-2-7	4	10	0	1	1	0	0	18
at San Diego	0-3	0-1	0-0	2-2-4	2	0	0	1	0	1	0	16
Bradley	4-5	0-0	1-1	2-2-4	2	9	2	2	0	2	0	15
California	0-0	0-0	0-0	0-0-0	1	0	0	0	0	0	0	1
Gonzaga				DNP-CD								
at Wyoming				DNP-CD								
Utah State				DNP-CD								
at Colorado State				DNP-CD								
San José State	0-0	0-0	0-0	0-0-0	2	0	0	1	0	0	0	4
at Boise State				DNP-CD								
Fresno State	2-2	0-0	2-3	0-1-1	1	6	0	0	1	0	0	12
at New Mexico	0-0	0-0	2-2	0-1-1	2	2	0	0	0	0	0	2
Colorado State	1-2	0-1	0-0	0-0-0	1	2	0	0	0	0	0	4
at UNLV				DNP-CD								
Air Force				DNP-Injured								
at Fresno State	1-1	0-0	0-0	1-0-1	0	2	0	2	0	0	0	6
at Nevada	0-1	0-1	0-0	0-1-1	2	0	1	1	0	0	0	11
Wyoming	8-10	1-1	1-1	2-2-4	1	18	0	1	0	0	0	18
UNLV	2-4	1-2	0-0	0-4-4	0	5	2	1	0	0	0	11
at Air Force	2-4	0-1	0-2	0-1-1	1	4	0	0	0	0	0	10
at San José State	3-4	1-1	1-2	1-3-4	4	8	0	1	1	1	1	18
Boise State	2-4	0-0	4-4	0-1-1	1	8	0	0	0	0	0	11
Nevada	0-0	0-0	0-0	0-0-0	0	0	0	0	0	0	0	4

vs. Fresno State (MW-QF)

MISCELLANEOUS STATS / SAN DIEGO STATE RECORD

Category	2017-18 Season		Career Games	Career SDSU W/L
	Games	SDSU W/L		
Double-Figure Scoring	2	1-1	2	1-1
15-Point Games	1	1-0	1	1-0
Led SDSU in Scoring	1	1-0	1	1-0
Led SDSU in Rebounding	0	0-0	0	0-0
Led SDSU in Assists	0	0-0	0	0-0
Multiple Steals	1	1-0	1	1-0
One Turnover or Less	18	12-6	27	19-8
Consecutive Games	Current	Long		
Consecutive Games Played	8	10		
Without Fouling Out	31	31		
Scoring A Point	0	5		
One Turnover or Less	7	13		

► NARAIN CAREER STATISTICS

Year	G-GS	Min.-Avg.	FG-FGA	Pct.	3P-3PA	Pct.	FT-FTA	Pct.	OR	DR	Reb	Avg.	PF-D	AT	TO	BS	ST	Pts	Avg.
16-17	9-0	55-6.1	6-18	.333	1-4	.250	0-0	.000	2	7	9	1.0	9-0	0	3	0	1	13	1.4
17-18	22-1	245-11.1	44-64	.688	4-11	.364	15-23	.652	21	25	46	2.1	37-0	7	17	3	5	107	4.9
Totals	31-1	300-9.7	50-82	.610	5-15	.333	15-23	.652	23	32	55	1.8	46-0	7	20	3	6	120	3.9

SEASON / CAREER HIGHS

Points

Season 19 at UNLV (1-27-18)
Career 30 at Nevada (1-4-17)

Rebounds

Season 5 vs. Bradley (12-3-17)
5 vs. Eastern Illinois (11-20-17)
Career 7 vs. San José State (1-10-17)

Assists

Season 6 vs. SD Christian (11-10-17)
Career 9 vs. Savannah State (11-28-16)

Field Goals

Season 7 at UNLV (1-27-18)
Career 12 at Nevada (1-4-17)

Field Goals Attempted

Season 12 at UNLV (1-27-18)
Career 25 at Nevada (1-4-17)

Three-Point Field Goals

Season 3 at Colorado State (1-2-18)
Career 7 at Grand Canyon (12-7-16)

Three-Point FG Attempted

Season 7 at Nevada (2-10-18)
Career 12 at Nevada (1-4-17)

Free Throws

Season 8 vs. Bradley (12-3-17)
Career 10 vs. New Mexico (2-6-16)

Free Throws Attempted

Season 8 vs. California (12-9-17)
8 vs. Bradley (12-3-17)
Career 10 vs. New Mexico (2-6-16)

Steals

Season 3 vs. SD Christian (11-10-17)
Career 4 at Wyoming (2-24-16)

Blocked Shots

Season 1 vs. Eastern Illinois (11-20-17)
1 vs. McNeese (11-17-17)
Career 2 vs. San José State (1-10-17)
2 vs. California (11-21-16)
2 vs. Wyoming (12-30-15)
2 at Utah (11-16-15)

Minutes Played

Season 32 at Nevada (2-10-18)
32 at Fresno State (2-6-18)
32 vs. Bradley (12-3-17)
32 at San Diego (11-30-17)
Career 38 vs. New Mexico (2-6-16)



42 • JEREMY HEMSLEY

GUARD • 6-3 • 200 • JUNIOR - 2L
RANCHO CUCAMONGA, CALIF. (DAMIEN HIGH)

San Diego State Career Ranks

- 12th in three-point field goals (117) / next: 11. Chad Nelson (122)
- 24th in assists (197) / next: 23. Jeff Konek (211)
- 25th in scoring (1,069) / next: 24. Eddie Morris (1,089)

Quick Hits

- Became the 32nd member of the school's 1,000-point club at UNLV (1-27-18). He needed 14 points and finished with 19.
- Is 34 for his last 69 from the field (49.3 percent) over his last 11 games.
- SDSU is 16-3 when he has at least four assists, 15-6 when he scores at least 15 points and 33-12 when he commits one turnover or less.
- Has multiple assists in 17 of 28 games this season and at least three in 12 of them.
- Was 3-for-3 from three-point range at Colorado State (1-2-18), it was just the 19th time in the last 20 seasons that an Aztec player was perfect from beyond the arc (min: 3FGA) and the first time since Matt Shrigley on March 21, 2016.

Season Highlights

- Posted 10 points, a game-high six assists and a game-high-tying three steals vs. San Diego Christian (11-10-17).
- Came off the bench to contribute nine points, two assists and a blocked shot vs. McNeese (11-17-17).
- Played the most minutes off the bench (20), along with Jordan Schakel, and had five points, a season-high five rebounds, four assists, one blocked shot and a pair of steals vs. Eastern Illinois (11-20-17).
- Had 10 points, three rebounds and a team-high three assists in just 16 minutes vs. Sacramento State (11-23-17).
- Started his second game of the season and produced 11 points and three boards at San Diego (11-30-17).
- Recorded 13 points on an 8-for-8 performance from the free-throw line, five rebounds and a team-high five assists vs. Bradley (12-3-17).
- Scored in double figures for a third straight game, totaling 13 to go with two assists vs. California (12-9-17).
- Had a team-high four assists along with nine points in the victory over Utah State (12-30-17).
- Tied a then-season high with 13 points, connecting on all three of his three-point field goal attempts at Colorado State (1-2-18).
- Credited with five assists, his second-highest total of the season, vs. San José State (1-9-18).
- Made 5-of-6 six shots and all five from two-point range en route to 11 points with three assists vs. Colorado State (1-24-18).
- Registered a team- and season-high 19 points on a season-best seven field goals at UNLV (1-27-18).
- Started vs. Air Force (2-3-18) for the injured Trey Kell and had 14 points, his third straight double-figure scoring performance.
- Scored 13 points on 5-for-7 shooting in a season-high-tying 32 minutes at Fresno State (2-6-18).
- Had five assists and zero turnovers in 22 minutes vs. UNLV (2-17-18).

2017-18 GAME-BY-GAME STATISTICS

Opponent	GS	FG	3FG	FT	O-D-R	PF	TP	A	TO	B	S	MP
San Diego Christian	4-5	0-0	2-4	0-1-1	0	10	6	1	0	3	22	
at Arizona State	* 1-8	0-2	2-2	0-3-3	1	4	3	2	0	0	26	
McNeese	3-5	1-2	2-6	0-1-1	3	9	2	1	1	0	21	
Eastern Illinois	2-6	0-2	1-1	1-4-5	0	5	4	3	1	2	20	
vs. Sacramento State	3-5	1-2	3-4	0-3-3	4	10	3	3	0	1	16	
vs. Georgia	2-8	0-2	2-2	0-1-1	1	6	0	0	0	0	18	
vs. Washington State	3-11	0-5	0-0	1-2-3	0	6	4	1	0	0	18	
at San Diego	* 4-7	0-2	3-6	0-3-3	3	11	0	1	0	0	32	
Bradley	* 2-8	1-4	8-8	1-4-5	2	13	5	2	0	1	32	
California	3-6	1-4	6-8	0-0-0	2	13	2	5	0	0	26	
Gonzaga	* 2-5	2-3	0-0	0-1-1	2	6	3	1	0	1	25	
at Wyoming	DNP-Illness											
Utah State	4-5	1-2	0-0	0-0-0	2	9	4	2	0	1	21	
at Colorado State	5-8	3-3	0-2	1-0-1	0	13	1	1	0	0	19	
San José State	0-7	0-3	0-0	0-0-0	2	0	5	1	0	1	18	
at Boise State	0-1	0-1	0-0	0-1-1	1	0	0	0	0	0	12	
Fresno State	1-3	0-2	1-2	0-1-1	2	3	1	2	0	0	22	
at New Mexico	1-4	0-1	0-0	1-1-2	2	2	0	1	0	0	16	
Colorado State	5-6	1-2	0-0	0-2-2	1	11	3	3	0	1	21	
at UNLV	7-12	1-2	4-5	0-2-2	1	19	2	1	0	0	30	
Air Force	* 5-8	2-5	2-3	0-1-1	1	14	2	1	0	1	24	
at Fresno State	* 5-7	1-2	2-6	0-1-1	2	13	1	2	0	0	32	
at Nevada	* 2-11	2-7	2-4	0-1-1	2	8	4	1	0	1	32	
Wyoming	2-5	1-3	0-0	0-2-2	3	5	0	3	0	1	21	
UNLV	0-3	0-1	0-0	0-1-1	0	0	5	0	0	0	22	
at Air Force	3-5	0-2	0-1	0-1-1	2	6	0	1	0	1	17	
at San José State	1-4	1-4	1-2	0-3-3	2	4	2	4	0	0	18	
Boise State	2-3	0-1	1-3	0-1-1	3	5	1	1	0	2	14	
Nevada	2-5	0-2	5-7	0-1-1	3	9	0	2	0	0	23	
vs. Fresno State (MW-QF)												

MISCELLANEOUS STATS / SAN DIEGO STATE RECORD

Category	2017-18 Season		Career Games	Career SDSU W/L
	Games	SDSU W/L		
Double-Figure Scoring	10	7-3	57	39-18
Double-Figure Assists	0	0-0	0	0-0
Double-Doubles	0	0-0	0	0-0
Led SDSU in Scoring	1	0-1	27	16-11
Led SDSU in Rebounding	0	0-0	0	0-0
Led SDSU in Assists	5	4-1	30	20-10
15+ Point Games	1	0-1	21	15-6
5+ Assist Games	4	4-0	12	11-1
One Turnover or Less	16	11-5	45	33-12
Consecutive Games	Current	Long		
Double-Figure Scoring	0	8		
With At Least 1 Assist	0	11		
Played 30 or More Minutes	0	4		
Consecutive Made FTs	4	17		

► HEMSLEY CAREER STATISTICS

Year	G-GS	Min.-Avg.	FG-FGA	Pct.	3P-3PA	Pct.	FT-FTA	Pct.	OR	DR	Reb	Avg.	PF-D	AT	TO	BS	ST	Pts	Avg.
15-16	37-25	1,014-27.4	147-342	.430	42-118	.356	107-141	.759	19	70	89	2.4	82-3	68	71	12	27	443	12.0
16-17	32-31	917-28.7	146-352	.415	56-150	.373	64-102	.627	16	62	78	2.4	67-1	66	64	9	20	412	12.9
17-18	28-7	618-22.1	74-171	.433	19-71	.268	47-76	.618	5	42	47	1.7	47-0	63	46	2	17	214	7.6
Totals	97-63	2,549-26.3	367-865	.424	117-339	.345	218-319	.683	40	174	214	2.2	196-4	197	181	23	64	1,069	11.0

SEASON / CAREER HIGHS

Points

Season 12 vs. Nevada (3-3-18)
Career 15 vs. UC Irvine (11-16-16)

Rebounds

Season 9 vs. Sacramento State (11-23-17)
Career 14 at Washington (2-18-16)

Assists

Season 2 at San Diego (11-30-17)
Career 2 at San Diego (11-30-17)
2 vs. Stanford (2-6-16)
2 at Utah (1-27-16)

Field Goals

Season 6 vs. Nevada (3-3-18)
Career 6 vs. Nevada (3-3-18)

Field Goals Attempted

Season 6 vs. Nevada (3-3-18)
Career 8 at Washington State (2-21-16)

Three-Point Field Goals

Season
Career

Three-Point FG Attempted

Season
Career

Free Throws

Season 2 at San Diego (11-30-17)
2 vs. Sacramento State (11-23-17)
Career 7 vs. UC Irvine (11-16-16)

Free Throws Attempted

Season 3 at San Diego (11-30-17)
Career 12 vs. UC Irvine (11-16-16)

Steals

Season 2 vs. McNeese (11-17-17)
Career 2 vs. McNeese (11-17-17)
2 vs. UC Irvine (11-16-16)

Blocked Shots

Season 3 vs. Nevada (3-3-18)
3 vs. McNeese (11-17-17)
Career 4 vs. San Diego State (11-21-16)
4 vs. South Dakota State (11-11-16)

Minutes Played

Season 20 vs. Georgia (11-24-17)
20 vs. McNeese (11-17-17)
Career 34 vs. UC Irvine (11-16-16)



45 • KAMERON ROOKS

CENTER • 7-1 • 266 • SENIOR - TR
SAN MARCOS, CALIF. (CALIFORNIA)

Mountain West Rankings (all games)

- 10th in blocked shots (0.8)

Quick Hits

- Nearly half (37 of 79) of his rebounds are on the offensive glass.
- Scored in eight of his last 14 games played (33 points in 110 minutes played).
- Has 18 rebounds in his last six games, including seven offensive boards.
- SDSU is 6-0 this season when he blocks multiple shots.
- Is a 55.0-percent shooter for his career.
- Has made at least one field goal in games where he has attempted a shot in all but two games this season.
- The Aztecs are 11-0 this season when he plays at least 12 minutes.

Season Highlights

- Had four points and one blocked shot in his SDSU debut vs. San Diego Christian (11-10-17).
- Pulled down seven rebounds, including four on the offensive glass, blocked three shots and tied his career high with two steals vs. McNeese (11-17-17).
- Scored four points and had five rebounds, including three offensive, vs. Eastern Illinois (11-20-17).
- Posted six points, nine rebounds, one blocked shot and one steal in 12 minutes vs. Sacramento State (11-23-17).
- Totaled four points, six rebounds and one assist in 20 minutes vs. Georgia (11-24-17).
- Tallied six points, seven rebounds, a career- and game-high two assists, and two blocked shots at San Diego (11-30-17).
- Blocked a game-high two shots to go with four points and five rebounds vs. Bradley (12-3-17).
- Had three points, two blocked shots and one steal in 12 minutes vs. San José State (1-9-18).
- Posted two points and two boards in eight minutes vs. Fresno State (1-17-18).
- Provided two points, three rebounds and one blocked shot in seven minutes at UNLV (1-27-18).
- Grabbed seven rebounds, including a team-high four offensive, scored four points and blocked two shots in 14 minutes vs. Air Force (2-3-18).
- Made all six (career high) of his field-goal attempts en route to a season-high 12 points with six rebounds and a season-best three blocked shots vs. No. 21/21 Nevada (3-3-18) on Senior Night... Became the second Aztec in the last 22 years to make at least six field goals without a miss, grab six rebounds and block three shots in a game; The other was Billy White vs. Wyoming on Feb. 14, 2009.

2017-18 GAME-BY-GAME STATISTICS

Opponent	GS	FG	3FG	FT	O-D-R	PF	TP	A	TO	B	S	MP
San Diego Christian	*	2-2	0-0	0-0	1-2-3	0	4	0	0	1	0	15
at Arizona State	*	1-1	0-0	0-0	1-0-1	3	2	0	1	0	0	10
McNeese	*	1-4	0-0	0-0	4-3-7	1	2	1	1	3	2	20
Eastern Illinois	*	2-3	0-0	0-0	3-2-5	0	4	0	1	1	0	16
vs. Sacramento State	*	2-3	0-0	2-2	4-5-9	2	6	0	0	1	1	12
vs. Georgia	*	2-5	0-0	0-2	4-2-6	3	4	1	0	0	0	20
vs. Washington State	*	2-2	0-0	0-0	2-2-4	0	4	0	0	0	0	10
at San Diego	*	2-5	0-0	2-3	2-5-7	1	6	2	2	2	0	17
Bradley	*	2-5	0-0	0-0	2-3-5	0	4	0	1	2	0	17
California	*	0-1	0-0	0-0	1-1-2	1	0	1	0	0	0	8
Gonzaga	*	1-1	0-0	0-0	0-3-3	3	2	0	0	0	0	13
at Wyoming		0-0	0-0	2-2	0-0-0	1	2	0	0	0	0	3
Utah State		2-4	0-0	0-2	2-1-3	3	4	1	1	1	0	10
at Colorado State		0-0	0-0	0-0	1-0-1	0	0	0	0	0	0	6
San José State		1-1	0-0	1-2	1-0-1	1	3	0	0	2	1	12
at Boise State		DNP-CD										
Fresno State		1-1	0-0	0-2	1-1-2	0	2	0	0	0	1	8
at New Mexico		0-0	0-0	0-0	0-0-0	1	0	0	0	0	0	2
Colorado State		0-2	0-0	0-0	1-1-2	0	0	0	0	0	0	4
at UNLV		1-2	0-0	0-0	1-2-3	1	2	0	0	1	0	7
Air Force		2-3	0-0	0-0	4-3-7	1	4	0	2	2	0	14
at Fresno State		0-0	0-0	0-0	0-0-0	1	0	0	0	0	1	3
at Nevada		DNP-CD										
Wyoming		DNP-CD										
UNLV		1-2	0-0	0-0	0-1-1	0	2	0	0	0	0	4
at Air Force		DNP-CD										
at San José State		0-0	0-0	0-2	0-1-1	0	0	0	0	0	0	6
Boise State		DNP-CD										
Nevada	*	6-6	0-0	0-0	2-4-6	4	12	0	0	3	0	18

vs. Fresno State (MW-QF)

MISCELLANEOUS STATS / SAN DIEGO STATE RECORD

Category	2017-18 Season		Career Games	Career SDSU W/L
	Games	SDSU W/L		
Double-Figure Scoring	1	1-0	5	1-0
Double-Figure Rebounds	0	0-0	3	0-0
Double-Doubles	0	0-0	1	0-0
Led SDSU in Scoring	0	0-0	0	0-0
Led SDSU in Rebounding	0	0-0	0	0-0
Led SDSU in Assists	1	1-0	1	1-0
15+ Point Games	0	0-0	1	0-0
One Turnover or Less	22	14-8	74	14-8
Multiple Blocked Shots	6	6-0	22	6-0
Consecutive Games				
	Current	Long		
Double-Figure Scoring	1	1		
With At Least 1 Blocked Shot	1	4		
With At Least 1 Assist	0	3		
One Turnover or Less	4	12		

► ROOKS CAREER STATISTICS

Year	G-GS	Min.-Avg.	FG-FGA	Pct.	3P-3PA	Pct.	FT-FTA	Pct.	OR	DR	Reb	Avg.	PF-D	AT	TO	BS	ST	Pts	Avg.
13-14*	26-0	182-7.0	12-28	.429	0-0	.000	9-17	.529	13	28	41	1.6	31-0	4	6	10	3	33	1.3
15-16*	33-10	566-17.2	47-82	.573	0-0	.000	26-46	.565	63	98	161	4.9	98-6	12	18	28	5	120	3.6
16-17*	24-10	411-17.1	41-75	.547	0-0	.000	36-60	.600	42	65	107	4.5	60-4	8	20	22	4	118	4.9
17-18	24-12	255-10.6	31-53	.585	0-0	.000	7-17	.412	37	42	79	3.3	27-0	6	9	19	6	69	2.9
Totals	107-32	1,414-13.2	131-238	.550	0-0	.000	78-140	.557	155	233	388	3.6	216-10	30	53	79	18	340	3.2

* - California



Game 10

California 63
San Diego State 62
Dec. 9, 2017 ♦ San Diego, Calif.
Viejas Arena ♦ Att.: 11,381

SAN DIEGO - San Diego State rallied from a 14-point second-half deficit, but let the game slip away in the final minutes, falling to California at home, 63-62.

The Aztecs trailed by their largest margin with 16:53 left in the second half (48-34) and found themselves down, 53-40, with 13:10 to go in the game. A methodical comeback by SDSU, one that saw it outscore the Golden Bears, 18-3, over an 8:43 span, gave the home side a 58-56 lead with 4:27 to play.

California, which led by five points at halftime, halted the Aztec run with a pair of free throws to level the score, but Matt Mitchell scored his fifth consecutive point to get SDSU back in front. Both teams missed three-pointers on their next possessions, leading to Malik Pope making one of two free throws.

With the Aztecs up, 61-58, Mitchell stole the ball from Justice Sueing and Jeremy Hemsley wound up being fouled, sending the junior to the line. Hemsley, however, made just one of two tries and eight seconds later, Don Coleman completed a three-point play with 42 seconds left.

A turnover by Mitchell with 11 seconds to go forced SDSU to foul and Juhwan Harris-Dyson made both attempts to put the visitors ahead by one. Then with just under eight seconds left, Devin Watson raced down the court, handed the ball off to Hemsley, who missed from the top of three-point arc as time expired.

Pope, who scored San Diego State's first 13 points of the game, finished with a game-high 20 points and a team-best eight rebounds. Mitchell had 13 points and a career-high six assists, and Hemsley contributed 13 points off the bench.

SDSU welcomed back Trey Kell to the starting lineup after he missed two games due to an ankle injury. The guard, however, sustained a quad injury in the first half was limited to just three second-half minutes.

CAL	FG	3FG	FT	R	F	TP	A	TO	B	S	MP
Sueing*	5-10	2-4	0-0	6	3	12	0	3	1	4	34
Lee*	3-4	0-0	0-0	3	5	6	2	2	1	1	25
McNeill*	3-5	2-3	2-2	0	4	10	1	1	0	1	26
Coleman*	6-15	0-1	7-9	7	4	19	5	4	0	3	40
Hamilton*	0-1	0-0	0-0	1	0	1	0	1	0	0	12
Harris-Dyson	1-1	0-0	2-2	2	0	4	0	0	0	0	9
Okoroh	4-10	0-0	1-2	10	4	9	1	4	0	2	33
Winston	0-1	0-1	0-0	0	0	0	0	0	0	0	6
Anticevich	0-2	0-2	3-4	4	0	3	0	0	0	0	15
Team				1							2
Totals	22-49	4-11	15-19	33	21	63	10	17	2	11	200

SDSU	FG	3FG	FT	R	F	TP	A	TO	B	S	MP
Mitchell*	5-8	3-6	0-0	3	4	13	6	1	0	2	35
Pope*	7-11	1-2	5-6	8	3	20	1	3	2	2	36
Rooks*	0-1	0-0	0-0	2	1	0	1	0	0	0	8
Watson*	0-6	0-6	2-2	4	1	2	1	3	0	1	31
Kell*	1-6	1-4	0-0	0	1	3	3	2	1	1	18
McDaniels	3-4	0-0	3-3	4	3	9	1	0	0	0	23
Montana	1-7	0-6	0-0	3	3	2	0	0	0	0	20
Schakel	0-0	0-0	0-0	0	0	0	0	0	0	0	2
Narain	0-0	0-0	0-0	0	1	0	0	0	0	0	1
Hemsley	3-6	1-4	6-8	0	2	13	2	5	0	0	26
Team				0							0
Totals	20-49	6-28	16-19	24	19	62	15	14	3	6	200

Halftime: California 39, San Diego State 34. **FG%:** California 44.9, San Diego State 40.8. **3FG%:** California 36.4, San Diego State 21.4. **FT%:** San Diego State 84.2, California 78.9. **Officials:** Chris Rastatter, Michael Irving, Keith Kimble. **Technicals:** None.



Game 11

San Diego State 72
No. 12/15 Gonzaga 70
Dec. 21, 2017 ♦ San Diego, Calif.
Viejas Arena ♦ Att.: 12,414

SAN DIEGO - San Diego State returned to action after a 12-day lay-off and overwhelmed No. 12/15 Gonzaga early to post the 72-70 victory at Viejas Arena.

The Aztecs scored the game's first 11 points and never looked back in winning in wire-to-wire fashion. SDSU received three straight treys from Matt Mitchell, Devin Watson and Mitchell once again to move ahead, 9-0. Malik Pope capped the run with a jumper before the game was four minutes old.

The pace was rapid so much so that the first media timeout came with 11:27 left and the Aztecs up, 16-10. SDSU later pushed its lead to 22-10, before the Bulldogs closed the final eight minutes on a 13-3 run. At halftime, San Diego State found itself ahead, 25-23.

SDSU led by no more than four points for the first nine minutes of the second half and held onto a one-point lead on four different occasions. The Aztecs, however, had an answer in the form of a defensive stop or a basket.

San Diego State created some breathing room when Jeremy Hemsley hit one of his two three-pointers with just under 11 minutes to play. The bucket was a part of a 9-3 spurt that helped the Aztecs extend their lead to seven.

SDSU later led by eight, but withstood two more Gonzaga runs, both of which got the Bulldogs to within two points, once with 2:26 to go and the other with 1:36 left.

The latter was answered by Trey Kell, who did not get a full practice in during the 12-day break due to a thigh bruise. The senior scored four consecutive points and Mitchell added a pair of free throws to put the home side ahead, 68-60, with 37 seconds left.

Gonzaga made a trio of threes and a free throw to close out the game, but SDSU made four of its last five from the charity stripe to emerge with the win.

GU	FG	3FG	FT	R	F	TP	A	TO	B	S	MP
Williams*	4-8	1-1	3-6	15	4	12	2	1	4	1	35
Tillie*	3-6	1-3	0-0	5	5	7	3	4	4	1	25
Melson*	3-12	1-5	1-2	6	5	8	3	2	0	1	34
Perkins*	1-7	1-6	2-4	1	5	5	7	6	0	0	37
Norvell, Jr.*	9-18	4-11	0-0	4	3	22	1	2	0	0	33
Wade	1-1	1-1	0-0	0	0	3	0	0	0	0	0+
Larsen	0-0	0-0	0-0	3	0	0	0	0	0	1	0
Hachimura	4-7	0-2	5-5	5	1	13	1	1	1	1	19
Jones	0-0	0-0	0-0	0	0	0	0	0	0	0	5
Kispert	0-0	0-0	0-0	1	0	0	0	0	0	1	9
Team				1							1
Totals	25-59	9-29	11-17	41	23	70	17	16	10	5	200

SDSU	FG	3FG	FT	R	F	TP	A	TO	B	S	MP
Mitchell*	4-12	3-8	4-5	5	1	15	2	2	1	1	36
Pope*	4-10	1-3	0-0	6	2	9	1	2	0	1	21
Rooks*	1-1	0-0	0-0	3	3	2	0	0	0	0	13
Watson*	3-12	1-4	3-3	1	0	10	3	1	0	1	28
Hemsley*	2-5	2-3	0-0	1	2	6	3	1	0	1	25
Kell	3-7	0-2	8-10	4	3	14	4	2	0	1	23
McDaniels	5-8	0-0	5-6	10	1	15	1	0	0	2	28
Montana	0-4	0-2	1-2	3	4	1	0	0	0	1	18
Schakel	0-2	0-1	0-0	0	0	0	0	0	0	0	8
Team				5							1
Totals	22-61	7-23	21-26	38	16	72	14	9	1	8	200

Halftime: San Diego State 25, Gonzaga 23. **FG%:** Gonzaga 42.4, San Diego State 36.1. **3FG%:** Gonzaga 31.0, San Diego State 30.4. **FT%:** San Diego State 80.8, Gonzaga 64.7. **Officials:** David Hall, Randy McCall, Eric Curry. **Technicals:** Gonzaga - Williams, San Diego State - Mitchell.



Game 12

Wyoming 82
San Diego State 69
Dec. 27, 2017 ♦ Laramie, Wyo.
Arena-Auditorium ♦ Att.: 4,823

LARAMIE, Wyo. - San Diego State allowed Wyoming to shoot 55.2 percent from the field in the second half, including a 7-for-12 performance from three-point distance, which helped the Cowboys erase a three-point halftime deficit and turn it into an 82-69 home win.

Wyoming received a huge performance from Hayden Dalton, who hurt the Aztecs nearly every time he touched the ball. The forward scored 36 points on 10-of-17 shooting and an 11-for-14 effort from the charity stripe to go with 15 rebounds, five assists, two blocked shots and one steal in 37 minutes. In the first half alone, he had 17 points and seven assists.

Despite the impressive showing by Dalton, the Aztecs managed to lead, 40-37, at halftime thanks to Malik Pope and a solid team defensive effort. Pope had 13 points and six rebounds at intermission, and the defense held the Cowboys to 36.7 percent shooting and a 5-for-17 performance from behind the arc. In fact, SDSU forced Wyoming into missing nine of its final 10 three-point shots to end the half.

Things, however, changed once play resumed. As cold as the Cowboys were to end the half, they were the opposite in the second period, hitting seven of their first 11 threes. SDSU, which led by five points with 17:03 left, all of sudden found itself down, 71-57, with 9:54 to play.

Wyoming later led by as many as 19 points before the final media timeout and ultimately settled for the 13-point victory.

Pope led SDSU with a season-high 21 points on a career-best 10 made field goals. Devin Watson added 13 points and Matt Mitchell for the third straight game made three treys en route to 11 points. Jalen McDaniel, meanwhile, pulled down a team-high 10 rebounds in his first career start.

SDSU	FG	3FG	FT	R	F	TP	A	TO	B	S	MP
McDaniels*	3-6	0-0	0-0	10	4	6	1	1	0	1	27
Mitchell*	3-7	3-6	2-3	6	4	11	1	3	0	1	30
Pope*	10-22	0-4	1-3	9	1	21	0	3	1	1	35
Watson*	4-8	3-4	2-2	1	2	13	4	1	0	1	32
Kell*	2-9	0-1	3-4	6	1	7	1	3	0	2	36
Montana	0-3	0-3	0-0	2	3	0	0	1	0	0	11
Schakel	1-2	1-2	0-0	0	4	3	0	0	1	0	12
Gill-Caesar	2-4	2-4	0-1	2	2	6	0	2	0	0	14
Rooks	0-0	0-0	2-2	0	1	2	0	0	0	0	3
Team				4							0
Totals	25-61	9-24	10-15	40	22	69	7	14	2	6	200

UW	FG	3FG	FT	R	F	TP	A	TO	B	S	MP
Herndon*	3-7	1-4	1-2	6	2	8	1	1	0	1	36
Dalton*	10-17	5-9	11-14	15	2	36	5	3	2	1	37
James*	4-13	0-4	1-1	2	1	9	0	0	0	0	25
Kelley*	5-8	4-6	0-0	2	3	14	1	2	0	1	24
Maldonado*	2-5	0-0	2-2	6	2	6	4	1	0	1	30
Redding	0-0	0-0	1-2	1	2	1	1	1	0	0	16
Moemeka	0-0	0-0	0-0	1	0	0	0	0	0	0	4
Aka Gorski	2-8	2-6	0-0	1	1	6	2	1	0	0	21
Adams	1-1	0-0	0-1	0	0	2	0	1	0	0	4
Naughton	0-0	0-0	0-0	0	1	0	0	1	0	0	3
Team				1							0
Totals	27-59	12-29	16-22	35	14	82	14	11	2	4	200

Halftime: San Diego State 40, Wyoming 37. **FG%:** Wyoming, 45.8, San Diego State 41.0. **3FG%:** Wyoming 41.4, San Diego State 37.5. **FT%:** Wyoming 72.7, San Diego State 66.7. **Officials:** Verne Harris, Chris Rastatter, Kipp Kissing. **Technicals:** San Diego State - Gill-Caesar, Wyoming - Dalton.



Game 13

San Diego State 79
Utah State 59

Dec. 30, 2017 ♦ San Diego, Calif.
Viejas Arena ♦ Att.: 12,414

SAN DIEGO - Juniors Devin Watson (15) and Max Montana (14) paced four San Diego State players with at least 13 points as the Aztecs defeated Utah State for a 10th consecutive time, 79-59.

San Diego State never trailed in handing the Aggies their worst loss of the season and tied the largest margin of victory for the Aztecs in a regular-season game against Utah State.

The Aztecs had comfortable advantages in rebounds (36-27) and turnovers (10-19) in improving to 6-1 at home and 1-1 in Mountain West Conference play this season.

In the first half, the Aztecs used an aggressive defense to get Utah State out of its half court execution game. SDSU forced 13 first half miscues by the Aggies and enjoyed a 17-0 lead in points off of turnovers after 20 minutes.

Having built a 14-point halftime advantage, the Aztecs remained in complete control in the second half and did not have a lead of less than 10 points in the final 23 minutes of the contest.

Watson reached double figures for the second game in a row and the ninth time this season with 15 points.

Montana snapped out of an 0-for-15 three-point field goal slump by connecting on three treys en route to 14 points.

Senior Malik Pope scored nine or more points for a fifth straight game, tallying 13 points and pulling down seven rebounds.

True freshman Jalen McDaniels continued his stellar play with 13 points and eight rebounds. He led the team on the gallop for a third consecutive game and has averaged 8.8 boards in his last five contests.

USU	FG	3FG	FT	R	F	TP	A	TO	B	S	MP
Taylor*	0-1	0-0	0-0	4	1	0	2	1	1	0	19
Brown Jr.*	2-5	0-2	0-0	1	5	4	0	1	0	1	19
McEwen*	5-14	3-8	2-2	7	1	15	0	4	0	0	33
Merrill*	7-10	4-7	0-0	2	3	18	1	2	0	1	29
Brito*	0-1	0-1	0-0	1	1	0	3	1	0	1	27
Isby	5-10	1-3	4-5	3	2	15	0	4	1	0	27
Ainge	0-1	0-0	0-0	0	0	0	0	0	0	0	4
Pearre	0-0	0-0	0-0	0	1	0	0	1	0	0	7
Dargenton	1-2	0-0	2-2	4	1	4	4	4	3	0	22
Henson	1-4	1-3	0-0	3	4	3	0	1	1	0	12
Porter	0-0	0-0	0-0	0	0	0	0	0	0	0	1
Team				2							
Totals	21-48	9-24	8-9	27	19	59	10	19	6	3	200

SDSU	FG	3FG	FT	R	F	TP	A	TO	B	S	MP
McDaniels*	3-6	0-0	7-8	8	1	13	1	1	1	0	26
Mitchell*	1-7	0-3	0-2	3	2	2	2	1	0	2	29
Pope*	5-11	0-1	3-4	7	1	13	2	3	0	2	27
Watson*	6-12	3-6	0-0	3	0	15	1	0	0	1	28
Kell*	3-6	1-2	0-0	3	1	7	2	1	0	1	30
Sohikish	0-0	0-0	0-0	0	0	0	0	0	0	0	1
Monatna	4-9	3-6	3-4	2	2	14	1	1	0	0	17
Schakel	1-5	0-3	0-0	2	0	2	0	0	0	0	11
Hemsley	4-5	1-2	0-0	2	9	4	2	0	1	2	21
Rooks	2-4	0-0	0-2	3	3	4	1	1	1	0	10
Team				5							
Totals	29-65	8-23	13-20	36	12	79	14	10	2	7	200

Halftime: San Diego State 43, Utah State 29. **FG%:** San Diego State 44.6, Utah State 43.8. **3FG%:** Utah State 37.5, San Diego State 34.8. **FT%:** Utah State 88.9, San Diego State 65.0. **Officials:** Mike Scyphers, Shawn Leigh, Rick O'Neill. **Technical:** None.



Game 14

San Diego State 77
Colorado State 68

Jan. 2, 2018 ♦ Fort Collins, Colo.
Moby Arena ♦ Att.: 3,020

FORT COLLINS, Colo. - San Diego State used timely baskets and hot shooting in the second half to pull away from home-standing Colorado State, 77-68, at Moby Arena.

The Aztecs shot 60.0 percent in the second half, including 60.0 percent from behind the three-point arc, to help aid 11 miscues in the final 20 minutes.

The 11 turnovers led to SDSU giving away an eight-point lead and the Rams moved out front, 61-60, with 5:35 left. Jalen McDaniels, however, scored on a layup and Jordan Schakel knocked down a trey on the Aztecs' next possession to give the visitors a four-point lead.

Later, Trey Kell gave SDSU a five-point cushion with a jumper and then provided the Aztecs their next points, this time a three-pointer to put San Diego State ahead, 71-66, with 1:14 to go.

CSU's last effort translated into a J.D. Paige bucket to bring the Rams to within three points with 58 seconds to play. Malik Pope, however, made a jump hook to extend the Aztecs' lead and Colorado State would get no closer.

McDaniels led San Diego State with a career-high 19 points and pulled down a game-high 10 rebounds. The redshirt freshman made 8-of-11 from the field and added two steals in 29 minutes.

Jeremy Hemsley came off the bench to provide 13 points after he made all three of his three-point attempts. Kell and Devin Watson each scored 11 points and between the two of them, had nine of SDSU's 15 assists.

Paige led Colorado State with 22 points. Anthony Bonner added 13 points and Prentiss Nixon scored 11 for a Rams side that trailed at halftime, 34-31.

SDSU	FG	3FG	FT	R	F	TP	A	TO	B	S	MP
McDaniels*	8-11	0-0	3-4	10	3	19	0	0	2	2	29
Mitchell*	2-6	1-2	4-4	6	3	9	3	2	0	1	26
Pope*	3-7	0-0	2-4	9	3	8	1	4	3	1	30
Watson*	4-6	2-4	1-1	2	2	11	5	4	0	2	26
Kell*	4-13	1-5	2-3	6	1	11	4	5	0	1	33
Montana	1-4	1-4	0-0	1	3	3	1	0	0	1	16
Schakel	1-3	1-2	0-0	5	1	3	0	0	0	0	15
Hemsley	5-8	3-3	0-2	1	0	13	1	1	0	0	19
Rooks	0-0	0-0	0-0	1	0	0	0	0	0	0	6
Team				4							
Totals	28-58	9-20	12-18	45	16	77	15	16	3	8	200

CSU	FG	3FG	FT	R	F	TP	A	TO	B	S	MP
Bob*	2-2	1-1	2-2	8	2	7	4	4	0	2	23
Carvacho*	2-3	0-0	2-4	7	5	6	3	0	2	3	28
Nixon*	4-17	1-5	2-2	4	4	11	0	1	1	1	32
Bonner*	5-9	3-4	0-2	2	0	13	2	1	0	2	38
Paige*	9-18	3-7	1-3	1	3	22	1	3	0	1	35
Mitchell	0-1	0-0	2-2	2	1	2	1	1	0	1	13
Jenkins	1-4	0-1	0-0	4	0	2	0	0	0	0	12
Berwick	0-0	0-0	0-0	0	1	0	0	0	0	0	1
James	2-8	0-1	1-2	3	4	5	1	0	2	0	18
Team				1							
Totals	25-62	8-19	10-17	32	20	68	12	11	5	10	200

Halftime: San Diego State 34, Colorado State 31. **FG%:** San Diego State 48.3, Colorado State 40.3. **3FG%:** San Diego State 45.0, Colorado State 42.1. **FT%:** San Diego State 66.7, Colorado State 58.8. **Officials:** David Hall, John Higgins, Rick Randall. **Technical:** San Diego State - Pope.



Game 15

San Diego State 85
San José State 49

Jan. 9, 2018 ♦ San Diego, Calif.
Viejas Arena ♦ Att.: 11,761

SAN DIEGO - San Diego State used a 16-2 second-half-opening run to break open what was a nine-point halftime lead to ultimately defeat visiting San José State, 85-49, at Viejas Arena.

The Aztecs' 16-2 outburst was a part of a larger 26-4 run that spanned the final 4:31 of the first half and the first 5:11 of the second period. The Spartans cut SDSU's lead to 22-21 only to have Jalen McDaniels make the second of three straight baskets to put the home side in front by one.

The McDaniels dunk sparked a 10-2 first-half-ending spurt that put San Diego State out in front, 32-23, at intermission. SJSU answered by scoring on its first possession once play resumed before succumbing to the Aztec full-court press and giving up 16 straight points, the last of which came on a Malik Pope trey. At this point, San Diego State enjoyed a 48-25 lead with 14:49 to go.

The Aztecs pushed their lead to as many as 40 twice down the stretch before settling for the 36-point win, which was their second-largest margin of victory in Mountain West history.

Pope led a balanced San Diego State attack with a game-high-tying 17 points on 8-of-10 shooting. Max Montana hit a flurry of three-pointers late to also finish with 17 points. Junior classmate Devin Watson put up 15 points and six assists, and McDaniels chipped with 13 points, a team-high seven rebounds and a game-high four steals. Trey Kell, meanwhile, added a career-high-tying seven assists.

As a team, SDSU held the Spartans to just 30.8 percent from the field, which included a 1-for-11 performance from three-point range. Keith Fisher led SJSU with 14 points, but Ryan Welage, the team's leading scorer, had just eight points on 3-for-14 shooting.

SJSU	FG	3FG	FT	R	F	TP	A	TO	B	S	MP
Fisher*	4-11	0-0	6-6	7	3	14	1	2	0	1	32
Welage*	3-14	0-3	2-2	8	0	8	1	0	1	0	35
Chastain*	2-4	1-1	1-2	6	1	6	0	2	0	1	26
Nichols*	0-5	0-2	2-2	3	2	2	0	3	0	0	13
Baumann*	0-3	0-2	2-3	1	0	2	0	1	0	0	18
Carlisle	1-2	0-0	0-0	1	0	2	0	1	0	2	11
Simmons	0-0	0-0	0-0	0	2	0	0	2	0	0	9
Barry	1-3	0-0	1-1	3	0	2	0	0	0	0	12
James	0-0	0-0	0-0	1	1	0	1	1	0	1	13
Mitchell	1-2	0-1	1-2	0	0	3	0	1	0	0	10
Hillsman	4-8	0-2	2-5	3	3	10	1	3	0	1	21
Team				2				2			
Totals	16-52	1-11	16-23	35	12	49	4	18	1	6	200

SDSU	FG	3FG	FT	R	F	TP	A	TO	B	S	MP
McDaniels*	6-8	0-2	1-2	7	2	13	1	0	2	4	23
Mitchell*	3-9	1-6	0-0	4	5	7	2	2	0	1	26
Pope*	8-10	1-1	0-0	4	0	17	1	1	2	0	28
Watson*	6-9	0-2	3-3	4	3	15	6	2	0	0	23
Kell*	2-4	1-2	0-0	5	0	5	7	1	1	0	29
Sohikish	1-1	0-0	0-0	1	2	0	0	0	0	1	2
Montana	6-10	3-7	2-2	4	0	17	1	0	0	0	16
Schakel	2-7	2-4	0-0	5	4	6	2	1	0	2	19
Narain	0-0	0-0	0-0	2	0	0	1	0	0	0	4
Hemsley	0-7	0-3	0-0	0	2	0	5	1	0	1	18
Rooks	1-1	0-0	1-2	1	1	3	0	0	2	1	12
Team				1							
Totals	35-66	8-27	7-9	35	20	85	25	9	7	10	200

Halftime: San Diego State 32, San José State 23. **FG%:** San Diego State 53.0, San José State 30.8. **3FG%:** San Diego State 29.6, San José State 9.1. **FT%:** San Diego State 77.8, San José State 69.6. **Officials:** Verne Harris, Randy McCall, Tony Padilla. **Technical:** San José State - Fisher.



Game 16

Boise State 83
San Diego State 80

Jan. 13, 2018 ♦ Boise, Idaho
Taco Bell Arena ♦ Att.: 10,874

BOISE, Idaho - SDSU overcame an 11-point first-half deficit and nearly overcame 44 points from Boise State's Chandler Hutchison in what turned out to be an 83-80 road loss to the Broncos.

Hutchison scored Boise State's first 16 points to carry the home team to a 16-9 lead with under 11 minutes to play in the first period. The Broncos' lead swelled to 11 with 6:37 left after a Zach Haney three-pointer and once again with 4:11 to go before half-time after a Chris Sengfelder triple.

The Aztecs, however, cut their deficit to six points by halftime after Max Montana nailed a trey and Matt Mitchell hit a lay-up in the final minute.

SDSU used that momentum once play resumed and scored six straight points, including four off Malik Pope dunks, to level the score at 40 apiece. Boise State moved out in front again, leading by six points with 10:44 to go, but San Diego State used a 9-0 run to take a 64-61 lead.

It was a see-saw battle down the stretch with SDSU tying the score, 77-77, with 2:11 to play after a Mitchell bucket. With just over a minute remaining, the Broncos led by four only to have Pope slash the deficit in half with 59 seconds to go.

San Diego State forced a turnover on Boise State's next possession and Jalen McDaniels made one of two free throws to help the Aztecs get to within one point. Mitchell, however, made a play on the ball in the inbounds play, but the officials ruled it an intentional foul, sending Hutchison to the free throw line where he made both attempts and giving the ball back to the Broncos.

Down by three points with 15 seconds left, SDSU fouled Hutchison, who this time missed the front end of a 1-and-1 situation.

Then with 12 seconds left, both Devin Watson and Mitchell missed game-tying threes to send the Aztecs home with the loss.

Watson led the team with 19 points and eight assists. Pope has 18 points and nine rebounds. McDaniels added 16 points.

SDSU	FG	3FG	FT	R	F	TP	A	TO	B	S	MP
McDaniels*	6-8	0-0	4-5	5	3	16	1	0	1	2	34
Mitchell*	6-11	0-4	1-1	4	4	13	0	0	0	1	28
Pope*	8-11	0-0	2-2	9	4	18	2	3	0	0	35
Watson*	6-13	4-8	3-4	4	0	19	8	3	0	0	38
Kell*	2-14	1-6	0-0	3	1	5	4	2	1	2	29
Montana	1-4	1-2	0-0	0	2	3	0	0	0	0	10
Schakel	2-3	2-2	0-0	0	2	6	0	0	0	0	14
Hemsley	0-1	0-1	0-0	1	1	0	0	0	0	0	12
Team	2										
Totals	31-65	8-23	10-12	28	17	80	15	8	2	5	200

BSU	FG	3FG	FT	R	F	TP	A	TO	B	S	MP
Haney*	3-4	1-1	0-1	7	2	7	0	2	0	3	29
Sengfelder*	2-4	2-4	0-0	5	0	6	3	2	0	1	26
Williams*	5-8	2-4	4-4	2	2	16	0	2	0	0	32
Jessup*	3-9	2-7	2-2	1	4	10	2	3	1	0	35
Hutchison*	15-21	7-10	7-9	8	2	44	1	2	0	0	35
Dickinson	0-2	0-1	0-0	0	0	0	2	1	0	0	12
Jorch	0-0	0-0	0-0	1	2	0	1	1	0	0	5
Hobbs	0-3	0-1	0-0	4	1	0	2	2	0	0	26
Team	2										
Totals	28-51	14-28	13-16	30	13	83	11	15	1	4	200

Halftime: Boise State 40, San Diego State 34. **FG%:** Boise State 54.9, San Diego State 47.7. **3FG%:** Boise State 50.0, San Diego State 34.8. **FT%:** San Diego State 83.3, Boise State 81.3. **Officials:** Larry Spaulding, Gregory Nixon, Brent Meaux. **Technical:** None.



Game 17

Fresno State 77
San Diego State 73

Jan. 17, 2018 ♦ San Diego, Calif.
Viejas Arena ♦ Att.: 11,358

SAN DIEGO - SDSU missed 12 free throws and let a 10-point second-half lead slip away in a 77-73 home loss to Fresno State.

The first half was a hotly contested battle with the entire 20 minutes featuring a score that was no bigger than a two-possession contest. The Aztecs, however, ended the first half on a 7-0 run to take a 40-36 lead.

When the game resumed, SDSU came out firing on all cylinders thanks to Matt Mitchell's hot hand. First, the freshman made two free throws to open the half and went on to make back-to-back jumpers to help keep the Aztecs' lead at four.

Mitchell's final basket helped spur an 8-0 run to move SDSU out in front, 52-42, with 15:46 to go. Fresno State briefly halted the Aztecs with a Nate Grimes lay-up, but Devin Watson converted a pair of free throws to get SDSU's lead back to 10.

The Bulldogs stayed within striking distance, ultimately taking a 63-62 lead with 6:49 left. Just over 90 seconds later, Mitchell cashed in on a three-point play to put the Aztecs up, 68-65. Fresno State, however, leveled the score on a Sam Bittner triple and took a four-point lead thanks to four Ray Bowles free throws.

Trey Kell (three-pointer) and Jalen McDaniels (two free throws) helped the Aztecs get back to within one in the final 1:21, but each time Jaron Hopkins extended the Bulldogs' lead, once on a jumper and the other time on a free throw.

SDSU had a chance to tie the game with 30 seconds left, but Watson's lay-up attempt was blocked by Grimes and Deshon Taylor made two free throws to provide the final margin.

McDaniels led the Aztecs with 14 points and 13 rebounds. Kell finished with 14 points and Mitchell added 13.

Grimes, meanwhile, had 15 points, 10 rebounds and four blocked shots for Fresno State. Deshon Taylor poured in a game-high 22 points.

FS	FG	3FG	FT	R	F	TP	A	TO	B	S	MP
Williams*	5-10	0-0	1-2	2	4	11	3	2	0	0	30
Bittner*	2-3	1-2	1-1	1	3	6	1	3	0	0	17
Hopkins*	2-6	0-0	2-4	7	2	6	3	3	0	3	34
Taylor, D.*	7-14	2-4	6-6	5	3	22	3	1	0	0	37
Bowles*	3-11	1-3	6-6	1	4	13	2	0	0	0	32
McWilliams	0-0	0-0	1-2	0	0	1	0	0	0	0	2
Taylor, J.	1-4	1-4	0-0	2	2	3	2	0	0	0	19
Grimes	7-7	0-0	1-1	10	4	15	1	0	4	0	24
Carter II	0-1	0-0	0-0	1	2	0	0	0	0	0	5
Team	0										
Totals	27-56	5-13	18-22	29	24	77	15	9	4	3	200

SDSU	FG	3FG	FT	R	F	TP	A	TO	B	S	MP
McDaniels*	4-7	0-0	6-8	13	2	14	1	2	2	2	36
Mitchell*	5-9	0-1	3-4	2	4	13	2	1	0	1	29
Pope*	4-5	1-1	1-1	2	3	10	0	1	0	0	31
Watson*	2-8	0-1	7-8	1	4	11	3	4	0	0	18
Kell*	4-10	2-3	4-8	2	2	14	5	0	0	2	35
Schakel	0-2	0-1	0-0	1	2	0	0	0	0	0	9
Narain	2-2	0-0	2-3	1	1	6	0	0	1	0	12
Hemsley	1-3	0-2	1-2	1	2	3	1	2	0	0	22
Rooks	1-1	0-0	0-2	2	0	2	0	0	0	1	8
Team	4										
Totals	23-47	3-9	24-36	29	20	73	12	10	3	6	200

Halftime: San Diego State 40, Fresno State 36. **FG%:** San Diego State 48.9, Fresno State 48.2. **3FG%:** Fresno State 38.5, San Diego State 33.3. **FT%:** Fresno State 81.8, San Diego State 66.7. **Officials:** Dick Cartmell, Michael Irving, D.G. Nelson. **Technical:** None.



Game 18

New Mexico 79
San Diego State 75

Jan. 20, 2018 ♦ Albuquerque, N.M.
Dreamstyle Arena ♦ Att.: 11,418

ALBUQUERQUE, N.M. - San Diego State for the second straight game let a 10-point second-half lead evaporate as New Mexico clawed back to win at home, 79-75.

The Aztecs led by as many as 13 points in the first half thanks to a 7-1 run that started with a Malik Pope jumper with 6:16 left in the first half. He later went on to convert a three-point play before Max Montana capped the run with basket of his own.

New Mexico ended the spurt with a lay-up by Makuach Maluach, but Nolan Narain made two free throws to push SDSU's lead back to 13 with 4:09 left in the first half.

The Aztecs led by 13 twice more down the stretch, the last of which came on a Montana trey with 1:51 left. By the time the half-time horn went off, SDSU led, 48-38.

New Mexico closed to within four points with 12:35 left in the second half, but Jordan Schakel silenced the crowd with one of his two three-pointers. Not a minute later, the Lobos cut their deficit to three only to have Matt Mitchell follow Schakel with a three of his own to put SDSU ahead, 63-57.

New Mexico launched 29 threes, making 13, and used it to stay close to the Aztecs. After Mitchell's three, the Lobos surrounded two Pope free throws with threes to get to within two.

With the clock showing 2:59, Antino Jackson connected on a three-pointer that gave New Mexico a 75-73 lead. Devin Watson connected with Pope on an alley-oop to level the score, but Jackson answered with a jumper with 22 seconds left to propel the Lobos to a two-point advantage.

Watson then brought the ball up and missed his jumper with three seconds to go. Joe Furstinger provided the final margin with a pair of free throws to put the game out of reach.

Pope and Watson led SDSU with 16 points. Jalen McDaniels added 13 for a team that made 13-of-15 from the free-throw line.

SDSU	FG	3FG	FT	R	F	TP	A	TO	B	S	MP
McDaniels*	6-7	0-0	1-1	7	4	13	0	1	0	0	27
Mitchell*	3-5	1-3	0-0	2	4	7	1	3	0	0	21
Pope*	5-15	0-1	6-7	8	1	16	0	1	4	0	31
Watson*	5-10	2-3	4-5	3	3	16	7	3	0	1	33
Kell*	2-8	1-4	0-0	6	1	5	2	3	0	1	30
Montana	3-8	2-5	0-0	6	2	8	3	0	1	0	20
Schakel	2-4	2-4	0-0	1	5	6	0	0	1	1	18
Narain	0-0	0-0	2-2	1	2	2	0	0	0	0	2
Hemsley	1-4	0-1	0-0	2	2	0	1	0	0	0	16
Rooks	0-0	0-0	0-0	0	1	0	0	0	0	0	2
Team	4										
Totals	27-61	8-21	13-15	40	25	75	13	12	6	3	200

UNM	FG	3FG	FT	R	F	TP	A	TO	B	S	MP
Furstinger*	3-6	0-0	6-9	10	4	12	3	1	1	1	34
Simmons*	0-2	0-0	0-1	5	2	0	0	0	0	0	17
Pinchuk*	0-0	0-0	1-2	2	0	1	0	2	1	0	17
Jackson*	8-12	6-10	2-2	1	2	24	6	0	0	1	28
Mathis*	7-12	4-7	3-3	5	3	21	0	0	0	1	34
McNeal	2-6	2-3	0-1	1	3	6	3	1	0	0	17
Mondragon	0-0	0-0	0-0	0	0	0	0	0	0	0	1
Maluach	4-13	1-4	6-7	1	2	15	1	0	1	0	27
Kuiper	0-7	0-5	0-0	3	0	0	0	1	0	0	25
Team	6										
Totals	24-58	13-29	18-25	34	16	79	13	5	3	4	200

Halftime: San Diego State 48, New Mexico 38. **FG%:** San Diego State 44.3, New Mexico 41.4. **3FG%:** New Mexico 44.8, San Diego State 38.1. **FT%:** San Diego State 86.7, New Mexico 72.0. **Officials:** Chris Rastatter, Bob Staffen, Bill Vinovich. **Technical:** None.



Game 19

**San Diego State 97
Colorado State 78**

Jan. 24, 2018 ♦ San Diego, Calif.
Viejas Arena ♦ Att.: 11,144

SAN DIEGO - San Diego State had seven players reach double figures in scoring and collectively shot 55.6 percent from the field to help it beat Colorado State in wire-to-wire fashion, 97-78.

Max Montana tied his career high with five three-pointers as he finished with a team-best 20 points. Trey Kell battled pneumonia to score 17 points, Matt Mitchell had 15, Jalen McDaniels and Devin Watson each turned in 11, and Malik Pope added 10.

The score was tied at 14 in the early going before Montana made a pair of threes to spark a 14-2 run to put the Aztecs up, 28-16, with 7:48 left in the first half.

The Rams managed to cut their deficit to five points with 3:16 remaining in the period, but SDSU closed the half by outscoring the visitors, 11-2, to take a 47-33 lead at halftime.

Both teams traded points in the opening minutes of the second half, but the Aztecs surrounded the first media timeout with an 8-0 run to push their lead to 20 points. Then, in about 80 seconds, SDSU watched its lead balloon to 27 points after a Watson trey.

Colorado State would not get closer than 20 points the rest of the way. In fact, the three times the Rams closed to within 20, San Diego State had an answer on its next possession.


The Rams, who were without the services of their top scorer (Prentiss Nixon), were led by Anthony Bonner's 22 points and Nico Carvacho's 14 points and 12 rebounds.

San Diego State's 97 points represented a season high and the second-most scored in a Mountain West game in school history. The Aztecs had 25 assists on 35 baskets, marking the second time this season they set a school record for most assists in an MW game. SDSU also connected on 13 three-pointers for the second time this season, which was also the second most in a Mountain West game for any Aztec team in the 19-year history of the league.

CSU	FG	3FG	FT	R	F	TP	A	TO	B	S	MP
Bob*	1-4	0-1	4-4	3	1	6	3	3	1	2	23
James*	2-3	0-1	0-0	1	4	4	0	3	0	0	14
Carvacho*	6-10	2-2	0-2	12	4	14	3	3	0	0	35
Bonner*	7-10	4-6	4-4	2	3	22	1	3	0	0	28
Paige*	2-13	1-4	0-0	2	0	5	3	1	1	4	29
Mitchell	4-9	0-4	1-1	4	2	9	4	2	0	1	33
Jenkins	2-5	1-3	0-0	1	1	5	1	0	0	0	17
Ryan	5-6	3-4	0-0	4	5	13	1	1	0	0	21
Team				2	1						
Totals	29-60	11-25	9-11	31	21	78	16	16	2	7	200

SDSU	FG	3FG	FT	R	F	TP	A	TO	B	S	MP
McDaniels*	3-4	0-1	5-5	6	0	11	3	2	0	3	23
Mitchell*	6-8	3-4	0-0	2	0	15	4	2	0	1	30
Pope*	4-5	0-1	2-2	0	1	10	1	1	0	1	27
Watson*	4-8	2-3	1-4	3	2	11	6	1	0	0	25
Kell*	6-12	2-5	3-4	2	1	17	5	0	0	2	26
Sohikish	0-2	0-2	0-0	0	0	0	1	0	0	0	3
Montana	6-11	5-9	3-4	4	2	20	0	0	0	0	22
Schakel	0-3	0-2	0-2	3	4	0	2	0	0	1	15
Narain	1-2	0-1	0-0	0	1	2	0	0	0	0	4
Hemsley	5-6	1-2	0-0	2	1	11	3	3	0	1	21
Rooks	0-2	0-0	0-0	2	0	0	0	0	0	0	4
Team				4							
Totals	35-63	13-30	14-21	28	12	97	25	9	0	9	200

Halftime: San Diego State 47, Colorado State 33. **FG%:** San Diego State 55.6, Colorado State 48.3. **3FG%:** Colorado State 44.0, San Diego State 43.3. **FT%:** Colorado State 81.8, San Diego State 66.7. **Officials:** David Hall, John Higgins, Eric Curry. **Technical:** Colorado State - Team.



Game 20

**UNLV 88
San Diego State 78**

Jan. 27, 2018 ♦ Las Vegas, Nev.
Thomas & Mack Center ♦ Att.: 11,137

LAS VEGAS - San Diego State could not extend its 11-game series winning streak over UNLV, falling to the Runnin' Rebels, 88-78, at Thomas & Mack Center.

The Aztecs, who had won seven straight games over UNLV at Thomas & Mack Center, started slow out of the gates and lost Trey Kell all within the first 3:20.

The Rebels scored the first four points, all in the paint by Brandon McCoy, and led, 9-2, when Kell rebounded a Jovan Mooring three-point misfire and turned his ankle while completing the play. He was replaced by Jeremy Hemsley and did not return.

Hemsley scored four of SDSU's next six points to help the Aztecs trim their deficit to 15-8, but the home team answered with four consecutive points to extend its lead to 11.

A 10-2 run capped by a pair of Hemsley free throws got the Aztecs to within a pair, but UNLV answered and moved out in front by six. SDSU thrice took a one-point lead with under 2:30 to go and ultimately went into the locker room tied at 38.

Similar to the start of the game, the Rebels were hot after halftime, outscoring the visitors, 10-3, to pull ahead, 48-41. SDSU leveled the score, but UNLV responded with six straight points.

The Rebels enjoyed a comfortable lead as the clock wound down and led, 75-63, with 6:31 left. SDSU, however, had one last run in them, answering with a 12-2 spurt in a matter of 1:38, helped by back-to-back-to-back threes from Malik Pope, Devin Watson and Max Montana.

Six consecutive points scored by UNLV extinguished the potential fire and the Rebels went on to claim the 10-point victory.

Hemsley finished with a season-high 19 points and Pope turned in 14 points and eight rebounds. As for UNLV, which shot 58.6 percent from the field, it was led by Shakur Juiston's 12 points, 11 rebounds, five assists and four blocked shots, and McCoy's 21 points and seven boards.

SDSU	FG	3FG	FT	R	F	TP	A	TO	B	S	MP
McDaniels*	4-9	0-0	1-2	6	2	9	0	2	1	0	24
Mitchell*	4-9	2-5	1-2	8	3	11	3	3	0	1	34
Pope*	6-14	1-3	1-2	8	4	14	2	2	1	0	28
Watson*	3-11	2-4	1-2	4	1	9	4	4	0	0	37
Kell*	0-1	0-1	0-0	2	0	0	0	1	0	0	3
Montana	4-7	2-4	1-2	3	4	11	0	3	0	1	24
Schakel	1-3	1-3	0-0	1	4	3	1	0	0	1	13
Hemsley	7-12	1-2	4-5	2	1	19	2	1	0	0	30
Rooks	1-2	0-0	0-0	3	1	2	0	0	1	0	7
Team				2							
Totals	30-68	9-22	9-15	39	20	78	12	16	3	3	200

UNLV	FG	3FG	FT	R	F	TP	A	TO	B	S	MP
Juiston*	10-13	0-0	1-2	11	3	21	5	1	0	4	36
Beck*	2-4	1-1	0-0	3	0	5	0	3	1	1	29
McCoy*	9-12	0-0	3-8	7	3	21	2	3	2	0	31
Johnson*	4-11	0-3	6-6	3	4	14	4	2	1	2	36
Mooring*	4-7	2-4	2-4	5	3	12	5	2	0	0	26
Clyburn	2-4	0-2	1-2	1	0	5	0	0	0	0	15
Hardy	1-4	1-4	0-0	0	0	3	2	1	0	0	18
Diang	2-3	0-0	3-5	2	1	7	0	0	0	2	9
Team				1							
Totals	34-58	4-14	16-27	33	14	88	18	12	4	9	200

Halftime: San Diego State 38, UNLV 38. **FG%:** UNLV 58.6, San Diego State 44.1. **3FG%:** San Diego State 40.9, UNLV 28.6. **FT%:** San Diego State 60.0, UNLV 59.3. **Officials:** Mike Reed, Tommy Nunez, Nate Harris. **Technical:** San Diego State - Watson, UNLV - Johnson.



Game 21

**San Diego State 81
Air Force 50**

Feb. 3, 2018 ♦ San Diego, Calif.
Viejas Arena ♦ Att.: 11,482

SAN DIEGO - San Diego State had four players reach double figures in scoring and shot 51.9 percent from the field to defeat Air Force, 81-50, at Viejas Arena.

The Aztecs were led by Jalen McDaniels' 16 points and career-high 13 rebounds, and Jeremy Hemsley's 14 points. Hemsley started for the fifth time this season due to Trey Kell's left ankle injury suffered at UNLV. Devin Watson and Max Montana both added 13 points and were a combined 6-for-11 from three-point distance.

San Diego State never trailed in the game and enjoyed a 35-21 lead at halftime. After 20 minutes of action, SDSU was 12-for-24 from the field, including an 8-for-16 effort from behind the three-point arc.

In the second half, McDaniels got going offensively after making his only attempt from the field in the first period. Over the last 20 minutes, the freshman was 6-for-9 from the floor and collected seven boards to post his fifth double-double of the season.


SDSU took a 63-40 lead into the final five minutes and scored nine points in 58 seconds, the last four of which were posted to McDaniels' stat line. The Aztecs later enjoyed their biggest lead, 36 points, after Montana made his third three-pointer with 1:31 remaining before settling for the 31-point victory. The winning margin matched the Aztecs' largest over the Falcons in a home game in series history.

Air Force was led by Lavelle Scottie's 16 points. Ryan Swan added a team-high seven rebounds.

AFA	FG	3FG	FT	R	F	TP	A	TO	B	S	MP
Scottie*	8-13	0-1	0-3	5	2	16	0	4	1	0	30
Swan*	1-5	0-1	0-0	7	2	2	1	1	0	0	20
Siples*	1-4	1-2	0-0	1	2	3	1	1	0	1	16
Lyons*	0-8	0-4	0-0	4	2	0	5	1	0	1	31
Van Soelen*	0-3	0-3	0-0	0	1	0	3	1	0	0	18
Morris	1-6	1-3	0-0	2	2	3	1	1	0	0	14
Norman	0-2	0-1	0-0	1	1	0	0	0	0	0	6
Tomes	3-6	2-5	0-0	1	3	8	3	1	0	4	19
Joyce	0-1	0-1	0-0	0	0	0	1	0	0	0	3
Akaya	1-1	1-1	0-0	0	0	3	0	0	0	1	3
Brown	2-2	0-0	1-2	0	0	5	1	0	0	0	3
Van	0-2	0-2	0-0	0	0	0	0	0	0	2	8
Dewane	1-3	1-1	3-4	0	0	6	1	0	0	1	10
Manning	2-4	0-2	0-0	1	0	4	0	0	0	0	9
Toohy	0-1	0-0	0-0	3	2	0	0	2	0	0	10
Team				4					1		
Totals	20-61	6-27	4-9	29	17	50	17	13	1	10	200

SDSU	FG	3FG	FT	R	F	TP	A	TO	B	S	MP
McDaniels*	7-10	0-0	2-2	13	4	16	1	1	1	1	32
Mitchell*	1-6	1-4	1-2	1	0	4	4	4	3	2	27
Pope*	3-5	0-0	3-4	6	1	9	1	3	3	0	26
Watson*	3-4	3-4	4-4	3	2	13	4	1	0	1	32
Hemsley*	5-8	2-5	2-3	1	1	14	2	1	0	1	24
Sohikish	0-2	0-1	0-0	0	1	0	0	1	0	0	4
Montana	5-10	3-7	0-0	6	3	13	2	1	1	0	22
Schakel	2-6	2-5	2-2	2	1	8	1	0	0	0	19
Rooks	2-3	0-0	0-0	7	1	4	0	2	2	0	14
Team				2							
Totals	28-54	11-26	14-17	41	14	81	15	14	10	5	200

Halftime: San Diego State 35, Air Force 21. **FG%:** San Diego State 51.9, Air Force 32.8. **3FG%:** San Diego State 42.3, Air Force 22.2. **FT%:** San Diego State 82.4, Air Force 44.4. **Officials:** Chris Rastatter, Shawn Lehigh, Jon Stigliano. **Technical:** Air Force - Scottie, San Diego State - McDaniels.



Game 25

San Diego State 94
UNLV 56

Feb. 17, 2018 ♦ San Diego, Calif.
Viejas Arena ♦ Att.: 11,180

SAN DIEGO - San Diego State led wire-to-wire and handed UNLV a 94-56 loss at Viejas Arena. The 38-point margin of victory was the largest by any team in the history of the series.

SDSU jumped on the Runnin' Rebels from the start, scoring the game's first six points and took a 10-2 lead on a Jalen McDaniels layup, which forced UNLV to call timeout.

Coming out of the first break, the Rebels scored five quick points to get within three and later cut their deficit to one point after a Jordan Johnson three-pointer with 13:15 remaining in the first.

The Aztecs, however, responded with nine unanswered points, getting six off three-pointers by Max Montana and Jordan Schakel. UNLV got back to within six, but Malik Pope and Nolan Narain hit back-to-back treys, and Pope added a dunk to push SDSU's lead to 14.

UNLV's Jovan Mooring nailed a three-pointer of his own to help the Rebels cut their deficit to 11 points, but that would be as close as the visitors would get the rest of the way. SDSU took a 48-28 lead into halftime.

The Aztecs still led by 20 points at the first media timeout of the second half and just over three minutes later, their lead swelled to 31 points. SDSU kept its foot on the gas and did not let UNLV get any closer than 25 points for the balance of the game.

Matt Mitchell led all scorers with 21 points and McDaniels contributed 18 points, a game-high 12 rebounds and a career-high three assists. Pope and Montana added 17 points apiece with the latter connecting on a career-high-tying five three-pointers.

SDSU, which shot 50.7 percent from the field, was stout defensively, holding UNLV's leading scorer and rebounder, Brandon McCoy, to nine points and six rebounds.

UNLV	FG	3FG	FT	R	F	TP	A	TO	B	S	MP
Juiston*	6-10	0-0	0-0	7	1	12	0	6	0	1	28
Beck*	2-4	0-0	1-2	1	3	5	0	3	0	0	19
McCoy*	3-11	0-2	3-4	6	2	9	0	2	4	1	27
Johnson*	2-6	2-4	1-2	0	4	7	3	3	0	1	29
Mooring*	5-12	1-4	5-5	5	2	16	3	2	0	0	31
Green	0-2	0-2	0-0	0	1	0	1	0	0	0	8
Clyburn	1-3	1-2	0-0	0	0	3	2	0	0	0	18
Hardy	2-5	0-2	0-0	0	2	4	1	0	0	0	21
Dembele	0-0	0-0	0-0	1	0	0	0	0	0	0	4
Diong	0-1	0-0	0-0	7	0	0	1	2	2	0	15
Team				3				1			
Totals	21-54	4-16	10-13	30	15	56	11	19	6	3	200

SDSU	FG	3FG	FT	R	F	TP	A	TO	B	S	MP
McDaniels*	8-14	0-1	2-2	12	1	18	3	1	0	2	29
Mitchell*	7-9	2-3	5-5	1	2	21	0	1	0	3	28
Pope*	8-13	1-2	0-0	9	1	17	1	0	3	1	30
Watson*	2-4	0-1	2-4	0	1	6	3	2	0	0	21
Kell*	0-4	0-2	2-2	2	2	2	6	1	0	2	21
Montana	6-13	5-9	0-0	6	2	17	0	1	1	0	18
Schakel	2-5	2-5	0-0	3	3	6	2	0	0	1	16
Narain	2-4	1-2	0-0	4	0	5	2	1	0	0	11
Hemsley	0-3	0-1	0-0	1	0	0	5	0	0	0	22
Rooks	1-2	0-0	0-0	1	0	2	0	0	0	0	4
Team				2				2			
Totals	36-71	11-26	11-13	41	12	94	22	9	4	9	200

Halftime: San Diego State 48, UNLV 28. FG%: San Diego State 50.7, UNLV 38.9. 3FG%: San Diego State 42.3, UNLV 25.0. FT%: San Diego State 84.6, UNLV 76.9. Officials: Verne Harris, Mike Scyphers, Gerry Pollard. Technicals: None.



Game 26

San Diego State 67
Air Force 56

Feb. 21, 2018 ♦ USAF Academy, Colo.
Clune Arena ♦ Att.: 1,868

USAF ACADEMY, Colo. - Matt Mitchell scored 11 points in the first 2:58 of the second half to help San Diego State turn a three-point halftime lead into a 14-point advantage in a 67-56 road win at Air Force.

Malik Pope converted a three-point play with 8.0 seconds left before halftime and Mitchell opened the second period with a trey. A dunk by Jalen McDaniels followed with Mitchell surrounding a Ryan Swan layup with two additional three-pointers. The freshman put the finishing touches on a 13-2 second-half-opening run with a dribble-drive layup, which put SDSU ahead, 39-25.

After Air Force called for a timeout and Lavelle Scottie made a three, McDaniels and Trey Kell scored on back-to-back possessions to push SDSU's lead to 15 points.

The Falcons' ability to make three-pointers kept them in the game as they made four in the second half that cut their deficit to single digits. Air Force, however, never got closer than eight points and faced a single-digit deficit (9 points) with at few as 2:32 left in the game.

San Diego State was turnover-prone in the early going, committing six in the first 8:45 of the game. The Aztecs tightened up with the ball after that, committing just four turnovers the rest of the way.

Mitchell led all players with 17 points and was 6-for-7 from the field, including a 4-for-5 effort from three-point distance. Pope, meanwhile, had 13 points and five rebounds. Senior classmate Trey Kell posted a game- and career-high eight assists and had just one turnover in 29 minutes.

All nine Aztecs who played scored at least four points and each of them had at least one rebound and one field goal made.

Swan led the Falcons with 11 points and CJ Siples had 10.

SDSU	FG	3FG	FT	R	F	TP	A	TO	B	S	MP
McDaniels*	3-4	1-1	0-0	7	0	7	1	1	0	2	27
Mitchell*	6-7	4-5	1-2	2	5	17	1	2	0	1	28
Pope*	5-11	0-1	3-3	5	3	13	1	3	2	1	22
Watson*	3-7	0-2	1-2	1	0	7	1	1	0	1	31
Kell*	2-7	0-1	1-2	3	0	5	8	1	0	0	29
Montana	1-5	0-4	2-2	6	1	4	1	0	0	0	17
Schakel	1-4	1-3	1-1	3	0	4	0	0	0	1	19
Narain	2-4	0-1	0-2	1	1	4	0	0	0	0	10
Hemsley	3-5	0-2	0-1	1	2	6	0	1	0	1	17
Team				4							
Totals	26-54	6-20	9-15	33	12	67	13	10	2	7	200

AFA	FG	3FG	FT	R	F	TP	A	TO	B	S	MP
Scottie*	3-9	2-4	0-0	1	2	8	0	3	0	0	29
Swan*	5-7	1-2	0-0	8	3	11	4	4	1	1	34
Siples*	3-7	3-7	1-2	1	5	10	4	1	1	3	29
Lyons*	1-9	1-6	0-0	5	1	3	7	1	0	1	33
Van Soelen*	2-6	0-3	0-0	4	1	4	4	3	1	0	28
Morris*	3-6	3-6	0-0	7	1	9	0	0	0	1	14
Tomes	2-4	2-4	0-0	3	2	6	1	0	0	0	15
Van	0-1	0-1	0-0	0	1	0	0	0	0	0	3
DeWane	1-1	0-0	0-0	0	0	2	0	0	0	0	3
Manning	1-3	1-3	0-0	1	0	3	0	1	0	0	9
Toohay	0-0	0-0	0-0	0	1	0	0	0	0	0	3
Team				2				1			
Totals	21-53	13-36	1-2	32	17	56	20	15	3	6	200

Halftime: San Diego State 26, Air Force 23. FG%: San Diego State 48.1, Air Force 39.6. 3FG%: Air Force 36.1, San Diego State 30.0. FT%: San Diego State 60.0, Air Force 50.0. Officials: Tony Padilla, Kelly Self, Kelly Pfeifer. Technicals: None.



Game 27

San Diego State 71
San José State 59

Feb. 24, 2018 ♦ San Jose, Calif.
The Event Center ♦ Att.: 2,642

SAN JOSE, Calif. - San Diego State used a second-half surge to pull away from San José State, 71-59, at The Event Center.

The Aztecs enjoyed a 45-43 lead with 10:55 left in the second half when Max Montana knocked down a three-pointer. Underneath the hoop, Jalen McDaniels was fouled and went to the free-throw line where he converted both attempts to complete the five-point play.

The Spartans responded with a bucket on the next possession, but SDSU scored six unanswered points with three coming off another Montana trey to open up an 11-point advantage with 6:35 to go.

SJSU scored the next four points to get within seven, but that would be as close as the Spartans would get the rest of the way. Montana would go on to make two additional three-pointers to tie his career high of five.

The Aztecs needed all five of Montana's second-half three-pointers and their five-point play after a going through a sluggish first half. SDSU shot just 36.0 percent from the floor and allowed the hosts to shoot 39.3 percent. Toward the end of the opening period, San Diego State appeared to be headed to the locker room with a five-point lead only to have Jalen James beat the halftime horn with a lay-up that made it a three-point Aztec lead.

McDaniels led San Diego State with 16 points, 10 rebounds and a career-high three blocked shots. The freshman also made all 10 of his free-throw attempts. Montana finished with 15 points in 19 minutes, Matt Mitchell scored 12 and Devin Watson added 10 points and four assists. Trey Kell, meanwhile, filled the stat sheet with six points, six rebounds, a career-high nine assists and three steals. Nolan Narain, who made his first career start, had eight points in 18 minutes.

SDSU	FG	3FG	FT	R	F	TP	A	TO	B	S	MP
McDaniels*	3-7	0-0	10-10	10	4	16	1	0	3	1	34
Mitchell*	5-11	2-6	0-0	3	1	12	1	2	0	0	26
Narain*	3-4	1-1	1-2	4	4	8	0	1	1	1	18
Watson*	3-12	3-8	1-2	0	1	10	4	0	0	1	32
Kell*	2-8	0-5	2-3	6	1	6	9	1	0	3	39
Montana	5-8	5-8	0-0	3	5	15	0	0	0	0	19
Schakel	0-2	0-2	0-0	0	2	0	0	0	0	0	8
Hemsley	1-4	1-4	1-2	3	2	4	2	4	0	0	18
Rooks	0-0	0-0	0-2	1	0	0	0	0	0	0	6
Team				3				1			
Totals	22-56	12-34	15-21	33	20	71	17	9	4	6	200

SJSU	FG	3FG	FT	R	F	TP	A	TO	B	S	MP
Fisher*	6-12	0-0	9-10	4	4	21	0	2	2	0	30
Welage*	3-10	0-2	3-4	8	1	9	4	3	1	0	38
Barry*	0-0	0-0	0-0	1	3	0	0	1	0	0	8
James*	2-8	0-2	0-0	0	4	4	2	1	0	1	23
Hillsman*	3-7	2-4	2-4	7	3	10	5	4	0	0	37
Carlisle	0-0	0-0	0-0	0	0	0	0	0	0	0	2
Nichols	3-5	3-5	0-0	3	4	9	0	0	0	0	25
Simmons	0-1	0-1	0-0	2	1	0	0	0	0	0	6
Baumann	1-2	1-2	0-0	4	2	3	0	1	0	0	16
Chastain	1-4	0-0	1-3	4	2	3	2	2	1	0	15
Team				2							
Totals	19-49	6-16	15-21	35	24	59	13	14	4	1	200

Halftime: San Diego State 30, San José State 27. FG%: San Diego State 39.3, San José State 38.8. 3FG%: San José State 37.5, San Diego State 35.3. FT%: San Diego State 71.4, San José State 71.4. Officials: Randy Heimerman, Nate Harris, Ryan Holmes. Technicals: None.



Game 28

San Diego State 72
Boise State 64

Feb. 27, 2018 ♦ San Diego, Calif.
Viejas Arena ♦ Att.: 11,211

SAN DIEGO - San Diego State held Boise State to its lowest conference field-goal percentage and point total this season, and it resulted in its worst Mountain West defeat of the campaign as the Aztecs emerged with the 72-64 victory at Viejas Arena.

The Broncos appeared poised to not set futility records in the first half, shooting 48.0 percent from the floor, including a 6-for-14 effort from three-point distance. SDSU, meanwhile, shot 53.8 percent in the opening 20 minutes, but made just one of its nine attempts from behind the arc, which led the Aztecs to go into half-time only up, 38-37.

In the second half, San Diego State was much better on the defensive end, holding the Broncos to 30.4-percent shooting and 2-of-13 from deep. SDSU's shooting, however, slipped itself, but the Aztecs made 14-of-20 from the free-throw line after making all nine attempts in the first half.

Boise State overcame its one-point halftime deficit on two different occasions in the second half, taking one-point leads before the first media timeout. SDSU responded by scoring seven straight points on its way to a 12-2 run that put it ahead, 54-46.

San Diego State enjoyed a lead no bigger than eight points over the next several minutes and the Broncos cut their deficit to four points with 4:15 to play. The Aztecs scored the next three points, but a Lexus Williams trey put the visitors three behind the hosts with 2:12 remaining.

SDSU scored six of the game's final eight points to avenge an earlier loss to Boise State, one in which Chandler Hutchison scored 44 points. In the rematch, the Aztecs held the senior to 4-of-14 shooting and 18 points. BSU shot 39.6 percent for the game.

Jalen McDaniels led San Diego State with 15 points and 10 rebounds, and Devin Watson added 13 points and four assists with no turnovers in 33 minutes.

BSU	FG	3FG	FT	R	F	TP	A	TO	B	S	MP
Haney*	3-5	0-2	2-3	11	3	8	1	1	0	1	28
Hutchison*	4-14	0-4	10-15	9	2	18	5	3	0	1	37
Sengfelder*	2-4	0-1	1-2	1	4	5	1	0	0	0	17
Williams*	3-6	3-5	0-0	1	4	9	0	2	0	0	25
Jessup*	4-8	3-7	0-0	3	4	11	1	1	0	0	32
Dickinson	3-7	2-5	1-1	1	3	9	3	4	0	1	23
Jorch	0-0	0-0	0-0	2	2	0	0	1	0	0	12
Jardine	0-1	0-1	2-2	2	2	2	0	0	0	0	9
Hobbs	0-3	0-2	2-2	2	2	2	0	4	0	1	17
Team				2				1			
Totals	25-60	9-21	14-19	37	18	73	8	7	1	8	200

SDSU	FG	3FG	FT	R	F	TP	A	TO	B	S	MP
McDaniels*	6-8	0-1	3-5	10	3	15	0	2	0	0	36
Mitchell*	4-9	0-4	3-4	3	2	11	3	0	0	3	28
Pope*	5-13	0-3	2-2	6	3	12	1	2	0	2	29
Watson*	3-8	1-2	6-7	3	2	13	4	0	0	1	33
Kell*	2-4	0-1	4-4	3	4	8	4	2	0	2	29
Montana	0-2	0-2	0-0	1	0	0	1	1	0	0	7
Schakel	0-2	0-2	0-0	0	2	0	0	0	0	0	13
Narain	2-4	0-0	4-4	1	1	8	0	0	0	0	11
Hemsley	2-3	0-1	1-3	1	3	5	1	1	0	2	14
Team				3							
Totals	24-53	1-16	23-29	31	20	72	14	8	0	10	200

Halftime: San Diego State 38, Boise State 37. **FG%:** San Diego State 45.3, Boise State 39.6. **3FG%:** Boise State 29.6, San Diego State 6.3. **FT%:** San Diego State 79.3, Boise State 72.0. **Officials:** David Hall, Randy McCall, Keith Kimble. **Technical:** None.



Game 29

San Diego State 79
No. 21/21 Nevada 74

March 3, 2018 ♦ San Diego, Calif.
Viejas Arena ♦ Att.: 12,414

SAN DIEGO - San Diego State was led by its senior class in its final regular-season home game as the Aztecs defeated No. 21/21 Nevada, 79-74, in front of a sold-out crowd at Viejas Arena.

Trey Kell, Malik Pope and Kameron Rooks were recognized prior to the game, started and delivered. Kell had a team-high 17 points and a career-high nine assists with five rebounds. Pope added 16 points, five rebounds and a season-high four assists. Rooks, meanwhile, made all six of his field-goal attempts en route to 12 points with six rebounds and a season-high three blocked shots.

Their contributions were needed against the outright regular-season champions, who led by 10 points with 5:22 to go in the first half. San Diego State, however, answered with a 14-2 period-ending run to take a 36-34 lead at halftime. Both teams shot the ball well with the Wolf Pack connecting on 55.6 percent from floor (4-8 3FG) and the Aztecs hitting at a 53.3-percent clip.

In the second half, SDSU used a 10-2 run to turn a 40-40 game into a 50-42 lead, but Nevada stayed close with a 6-0 answer of its own.

San Diego State made it a game of runs as it scored the next five points to move out in front by seven, but Nevada responded with another five points. A 10-1 Aztec run put the home side in front, 65-54, with 7:52 to go, but the Wolf Pack was not done. They closed to within, 74-72, with 1:07 to play only to have the SDSU seniors complete the mission.

Kell made two free throws, and after a Jordan Caroline basket, hit a step-back jumper to put SDSU ahead by four points with 41 seconds left. Pope made 1-of-2 free throws, but Caleb Martin made it a three-point game with eight seconds left. After that, Kell made two free throws to ice the game.

Both teams finished at 49.2-percent shooting for the game. Caroline led all players with 29 points.

NEV	FG	3FG	FT	R	F	TP	A	TO	B	S	MP
Martin, Ca.*	8-21	3-10	3-4	9	2	22	4	1	1	1	38
Martin, Co.*	6-12	0-3	1-2	6	4	13	6	6	2	1	39
Caroline*	11-16	3-3	4-6	6	1	29	2	0	0	1	39
Cooke*	1-3	0-2	0-0	1	4	2	1	0	1	0	28
Stephens*	3-7	2-6	0-0	2	4	8	0	1	0	0	31
Foster	0-0	0-0	0-0	0	0	0	0	0	0	0	3
Hall	0-0	0-0	0-0	3	2	0	1	2	0	1	22
Team								3			
Totals	29-59	8-24	8-12	30	17	74	14	10	4	4	200

SDSU	FG	3FG	FT	R	F	TP	A	TO	B	S	MP
Mitchell*	3-10	2-5	0-0	3	2	8	0	0	0	2	26
Pope*	7-11	1-1	1-4	5	3	16	4	2	0	1	27
Rooks*	6-6	0-0	0-0	6	4	12	0	0	3	0	18
Watson*	3-10	1-3	0-3	2	0	7	4	2	0	0	33
Kell*	5-11	2-4	5-6	5	1	17	9	1	1	1	34
McDaniels	3-4	0-0	1-2	9	3	7	0	2	0	0	17
Montana	0-1	0-1	0-0	2	0	0	1	0	0	0	6
Schakel	1-3	1-2	0-0	2	0	3	1	0	0	0	12
Narain	0-0	0-0	0-0	0	0	0	0	0	0	0	4
Hemsley	2-5	0-2	5-7	1	3	9	0	2	0	0	23
Team								2			
Totals	30-61	7-18	12-22	37	16	79	19	9	4	4	200

Halftime: San Diego State 36, Nevada 34. **FG%:** San Diego State 49.2, Nevada 49.2. **3FG%:** San Diego State 38.9, Nevada 33.3. **FT%:** Nevada 66.7, San Diego State 54.5. **Officials:** Tony Padilla, Tommy Nunez, D.G. Nelson. **Technical:** None.

SAN DIEGO STATE SCHEDULE/RESULTS

Record: 19-10 (Home: 13-2, Away: 4-7, Neutral: 2-1)
 Mountain West: 11-7 (Home: 8-1, Away: 3-6)

Date	SDSU		SDSU Result	W-L	Record	MW	Scorer	San Diego State High		
	NR	Opponent						Rebounder	Assists	Attendance
Nov. 10		SAN DIEGO CHRISTIAN	W 91-52	W1	1-0		Pope - 20	Mitchell - 8	Hemsley - 6	11,285
Nov. 14		at Arizona State	L 68-90	L1	1-1		Kell - 16	Kell - 10	Watson - 9	6,640
Nov. 17		MCNEESE	W 83-52	W1	2-1		Watson - 20	Pope - 9	Watson - 8	10,702
Nov. 20		EASTERN ILLINOIS	W 94-63	W2	3-1		Mitchell - 31	Pope - 11	Kell - 7	9,821
Nov. 23		vs. Sacramento State#	W 89-52	W3	4-1		Watson - 12	McDaniels - 13	Hemsley - 3	2,131
Nov. 24		vs. [--/rv] Georgia#	W 75-68	W4	5-1		Watson - 16	Kell - 9	Kell - 5	2,513
Nov. 26		vs. Washington State#	L 86-93	L1	5-2		Watson - 23	Mitchell - 9	Watson - 6	1,733
Nov. 30		at San Diego	W 66-57	W1	6-2		Watson - 26	Pope - 9	Pope, Rooks - 2	4,536
Dec. 3		BRADLEY	W 75-52	W2	7-2		McDaniels - 14	McDaniels - 12	Hemsley - 5	11,102
Dec. 9	--/rv	CALIFORNIA	L 62-63	L1	7-3		Pope - 20	Pope - 8	Mitchell - 6	11,381
Dec. 21		[12/15] GONZAGA	W 72-70	W1	8-3		McDaniels, Mitchell - 15	McDaniels - 10	Kell - 4	12,414 (c)
Dec. 27		at Wyoming*	L 69-82	L1	8-4	0-1	Pope - 21	McDaniels - 10	Watson - 4	4,823
Dec. 30		UTAH STATE*	W 79-59	W1	9-4	1-1	Watson - 15	McDaniels - 8	Hemsley - 4	12,414 (c)
Jan. 2		at Colorado State*	W 77-68	W2	10-4	2-1	McDaniels - 19	McDaniels - 10	Watson - 5	3,020
Jan. 9		SAN JOSÉ STATE*	W 85-49	W3	11-4	3-1	Montana, Pope - 17	McDaniels - 7	Kell - 7	11,761
Jan. 13		at [--/rv] Boise State*	L 80-83	L1	11-5	3-2	Watson - 19	Pope - 9	Watson - 8	10,874 (c)
Jan. 17		FRESNO STATE*	L 73-77	L2	11-6	3-3	Kell, McDaniels - 14	McDaniels - 13	Kell - 5	11,358
Jan. 20		at New Mexico* (:22)	L 75-79	L3	11-7	3-4	Pope, Watson - 14	Pope - 8	Watson - 7	11,418
Jan. 24		COLORADO STATE*	W 97-78	W1	12-7	4-4	Montana - 20	McDaniels - 6	Watson - 6	11,144
Jan. 27		at UNLV*	L 78-88	L1	12-8	4-5	Hemsley - 19	Mitchell, Pope - 8	Watson - 4	11,137
Feb. 3		AIR FORCE*	W 81-50	W1	13-8	5-5	McDaniels - 16	McDaniels - 13	Mitchell, Watson - 4	11,482
Feb. 6		at Fresno State*	L 61-79	L1	13-9	5-6	Mitchell - 16	Pope - 10	Mitchell, Montana - 2	6,128
Feb. 10		at [23/23] Nevada*	L 58-83	L2	13-10	5-7	Mitchell - 12	Pope - 13	Hemsley - 4	10,134
Feb. 14		WYOMING*	W 87-77	W1	14-10	6-7	Narain - 18	Pope - 9	Kell - 6	10,494
Feb. 17		UNLV*	W 94-56	W2	15-10	7-7	Mitchell - 21	McDaniels - 12	Kell - 6	11,180
Feb. 21		at Air Force*	W 67-56	W3	16-10	8-7	Mitchell - 17	McDaniels - 7	Kell - 8	1,868
Feb. 24		at San José State*	W 71-59	W4	17-10	9-7	McDaniels - 16	McDaniels - 10	Kell - 9	2,642
Feb. 27		[rv/--] BOISE STATE*	W 72-64	W5	18-10	10-7	McDaniels - 15	McDaniels - 10	Kell, Watson - 4	11,211
Mar. 3		[21/21] NEVADA*	W 79-74	W6	19-10	11-7	Kell - 17	McDaniels - 9	Kell - 9	12,414 (c)
Mar. 8		vs. [4] Fresno State`								

Caps denotes home game. # - Wooden Legacy (Titan Gym; Fullerton, Calif.). * - Mountain West Game. ` - Mountain West Men's Basketball Championship (Thomas & Mack Center; Las Vegas, Nevada). c - Capacity crowd. SDSU NR - San Diego State national ranking (Associated Press and USA Today coaches polls at game time). Time to the right of opponent name indicates time remaining on a game-winning shot.

Record/Attendance Summary

	G	W-L	Total	Average	High
Home	15	13-2	170,163	11,344	12,414 - three times
Mountain West	9	8-1	103,458	11,495	12,414 vs. No. 21/21 Nevada (Mar. 3), Utah State (Dec. 30)
Away	11	4-7	73,220	6,656	11,418 at New Mexico (Jan. 20)
Mountain West	9	3-6	62,044	6,894	11,418 at New Mexico (Jan. 20)
Neutral	3	2-1	6,377	2,126	2,513 vs. Georgia (Nov. 24)
Total	29	19-10	249,760	8,612	12,414 - three times
Mountain West	18	11-7	165,502	9,195	12,414 vs. No. 21/21 Nevada (Mar. 3), Utah State (Dec. 30)

Win/Loss Margin

	1	2	3	4	5	6	7	8	9	10	11	12	13	14	18	19	20	22	23	25	31	36	37	38	39	=<3	=<5	=<10
Win		1			1		1	1	2	1	1	1				1	1		1	1	3	1	1	1	1	1	2	7
Loss	1		1	2			1			1			1		1			1		1						2	4	6

SEASON STATS

Record: 19-10 (Home: 13-2, Away: 4-7, Neutral: 2-1)

No.	Player	GP	GS	Min	Avg	TOTAL			3-PTS			REBOUNDS			PF	FO	A	TO	Blk	Stl	Pts	Avg						
						FG	FGA	Pct	3FG	FGA	Pct	FT	FTA	Pct									Off	Def	Tot	Avg		
21	POPE, Malik	28	28	729	26.0	148	289	.512	14	38	.368	48	69	.696	64	131	195	7.0	59	0	32	53	32	22	358	12.8		
00	WATSON, Devin	29	29	909	31.3	115	282	.408	42	112	.375	85	112	.759	15	58	73	2.5	39	0	114	54	0	29	357	12.3		
11	MITCHELL, Matt	29	28	775	26.7	106	237	.447	45	125	.360	58	74	.784	21	94	115	4.0	74	3	52	59	7	33	315	10.9		
05	MCDANIELS, Jalen	29	17	713	24.6	110	184	.598	3	15	.200	72	91	.791	65	150	215	7.4	64	1	22	30	16	25	295	10.2		
03	KELL, Trey	24	23	662	27.6	76	204	.373	23	76	.303	52	71	.732	17	77	94	3.9	32	0	102	37	6	27	227	9.5		
42	HEMSLEY, Jeremy	28	7	618	22.1	74	171	.433	19	71	.268	47	76	.618	5	42	47	1.7	47	0	63	46	2	17	214	7.6		
10	MONTANA, Max	22	0	373	17.0	54	137	.394	38	103	.369	17	23	.739	16	53	69	3.1	43	1	19	15	3	8	163	7.4		
24	NARAIN, Nolan	22	1	245	11.1	44	64	.688	4	11	.364	15	23	.652	21	25	46	2.1	37	0	7	17	3	5	107	4.9		
20	SCHAKEL, Jordan	29	0	417	14.4	33	95	.347	27	74	.365	8	11	.727	17	45	62	2.1	59	1	17	9	3	12	101	3.5		
45	ROOKS, Kameron	24	12	255	10.6	31	53	.585	0	0	.000	7	17	.412	37	42	79	3.3	27	0	6	9	19	6	69	2.9		
31	GILL-CAESAR, Montagu	7	0	78	11.1	10	26	.385	4	13	.308	6	9	.667	4	11	15	2.1	5	0	4	9	1	2	30	4.3		
04	SOHIKISH, Michael	10	0	26	2.6	3	9	.333	0	4	.000	2	4	.500	0	2	2	0.2	3	0	2	2	0	2	8	0.8		
TEAM														47	37	84	2.9	0					4					0
SAN DIEGO STATE		29				804	1751	.459	219	642	.341	417	580	.719	329	767	1096	37.8	489	6	440	344	92	188	2244	77.4		
OPPONENTS		29				700	1665	.420	228	687	.332	345	477	.723	259	691	950	32.8	545	-	400	400	99	179	1973	68.0		

SCORE BY PERIODS:	1st	2nd	OT	2OT	Total
SAN DIEGO STATE	1,106	1,138			- 2,244
OPPONENTS	881	1,092			- 1,973

Mountain West: 11-7 (Home: 8-1, Away: 3-6)

No.	Player	GP	GS	Min	Avg	TOTAL			3-PTS			REBOUNDS			PF	FO	A	TO	Blk	Stl	Pts	Avg						
						FG	FGA	Pct	3FG	FGA	Pct	FT	FTA	Pct									Off	Def	Tot	Avg		
05	MCDANIELS, Jalen	18	17	504	28.0	86	137	.628	2	8	.250	52	64	.813	47	106	153	8.5	46	1	16	23	12	21	226	12.6		
21	POPE, Malik	17	17	474	27.9	94	189	.497	6	22	.273	29	40	.725	46	73	119	7.0	39	0	21	34	20	11	223	13.1		
00	WATSON, Devin	18	18	567	31.5	69	162	.426	31	67	.463	44	63	.698	10	31	41	2.3	26	0	73	33	0	12	213	11.8		
11	MITCHELL, Matt	18	18	489	27.2	70	148	.473	25	70	.357	26	35	.743	12	52	64	3.6	51	2	32	33	5	22	191	10.6		
10	MONTANA, Max	17	0	291	17.1	46	110	.418	33	82	.402	11	15	.733	13	44	57	3.4	33	1	18	12	3	4	136	8.0		
42	HEMSLEY, Jeremy	17	3	362	21.3	45	97	.464	13	43	.302	18	35	.514	2	19	21	1.2	29	0	31	26	0	9	121	7.1		
03	KELL, Trey	15	15	429	28.6	39	116	.336	11	44	.250	26	36	.722	10	48	58	3.9	18	0	72	22	3	20	115	7.7		
20	SCHAKEL, Jordan	18	0	252	14.0	21	62	.339	19	49	.388	3	5	.600	13	22	35	1.9	42	1	11	4	2	8	64	3.6		
24	NARAIN, Nolan	12	1	111	9.3	21	32	.656	3	7	.429	10	14	.714	4	14	18	1.5	15	0	3	7	2	1	55	4.6		
45	ROOKS, Kameron	13	1	97	7.5	14	21	.667	0	0	.000	3	10	.300	13	14	27	2.1	13	0	1	3	9	3	31	2.4		
31	GILL-CAESAR, Montagu	1	0	14	14.0	2	4	.500	2	4	.500	0	1	.000	1	1	2	2.0	2	0	0	2	0	0	6	6.0		
04	SOHIKISH, Michael	4	0	10	2.5	1	5	.200	0	3	.000	0	0	.000	0	0	0	0.0	2	0	1	1	0	1	2	0.5		
TEAM														25	25	50	2.8	0					3					0
SAN DIEGO STATE		18				508	1083	.469	145	399	.363	222	318	.698	196	449	645	35.8	316	5	279	203	56	112	1383	76.8		
OPPONENTS		18				443	1005	.441	147	414	.355	228	316	.722	160	414	574	31.9	319	-	250	232	55	96	1261	70.1		

SCORE BY PERIODS:	1st	2nd	OT	2OT	Total
SAN DIEGO STATE	683	700			- 1,383
OPPONENTS	578	683			- 1,261

HOME/AWAY STATS

Home: 13-2

No.	Player	GP	GS	Min	Avg	TOTAL			3-PTS			REBOUNDS			PF	FO	A	TO	Blk	Stl	Pts	Avg				
						FG	FGA	Pct	3FG	FGA	Pct	FT	FTA	Pct									Off	Def	Tot	Avg
21	POPE, Malik	15	15	384	25.6	85	144	.590	9	20	.450	30	41	.732	27	67	94	6.3	24	0	19	23	13	12	209	13.9
05	MCDANIELS, Jalen	15	8	368	24.5	64	100	.640	1	10	.100	40	55	.727	36	83	119	7.9	29	1	17	14	10	16	169	11.3
00	WATSON, Devin	15	15	432	28.8	51	126	.405	15	45	.333	46	61	.754	4	33	37	2.5	21	0	55	30	0	11	163	10.9
11	MITCHELL, Matt	15	15	403	26.9	52	123	.423	23	65	.354	28	35	.800	7	49	56	3.7	28	1	36	25	6	25	155	10.3
03	KELL, Trey	13	12	343	26.4	40	91	.440	15	39	.385	34	46	.739	5	33	38	2.9	22	0	60	13	3	13	129	9.9
42	HEMSLEY, Jeremy	15	3	332	22.1	37	80	.463	10	36	.278	28	42	.667	2	20	22	1.5	26	0	43	28	2	14	112	7.5
10	MONTANA, Max	12	0	188	15.7	31	79	.392	21	60	.350	13	16	.813	7	33	40	3.3	19	0	10	7	2	4	96	8.0
24	NARAIN, Nolan	12	0	125	10.4	28	37	.757	3	5	.600	10	12	.833	10	14	24	2.0	15	0	6	7	1	2	69	5.8
20	SCHAKEL, Jordan	15	0	212	14.1	19	57	.333	15	43	.349	7	10	.700	13	19	32	2.1	29	0	11	3	1	7	60	4.0
45	ROOKS, Kameron	13	7	159	12.2	21	35	.600	0	0	.000	1	6	.167	22	25	47	3.6	14	0	3	6	15	4	43	3.3
31	GILL-CAESAR, Montagu	4	0	35	8.8	6	12	.500	0	4	.000	1	2	.500	2	4	6	1.5	2	0	3	2	0	1	13	3.3
04	SOHIKISH, Michael	8	0	19	2.4	2	7	.286	0	3	.000	2	4	.500	0	2	2	0.3	3	0	1	1	0	1	6	0.8
TEAM															20	19	39	2.6	0			3				0
SAN DIEGO STATE		15				436	891	.489	112	330	.339	240	330	.727	155	401	556	37.1	232	2	264	162	53	110	1224	81.6
OPPONENTS		15				337	856	.394	100	338	.296	162	221	.733	136	335	471	31.4	295	-	188	228	53	97	936	62.4

SCORE BY PERIODS:	1st	2nd	OT	2OT	Total
SAN DIEGO STATE	600	624			- 1,224
OPPONENTS	425	511			- 936

Road/Neutral: 6-8 (Away: 4-7, Neutral: 2-1)

No.	Player	GP	GS	Min	Avg	TOTAL			3-PTS			REBOUNDS			PF	FO	A	TO	Blk	Stl	Pts	Avg				
						FG	FGA	Pct	3FG	FGA	Pct	FT	FTA	Pct									Off	Def	Tot	Avg
00	WATSON, Devin	14	14	477	34.1	64	156	.410	27	67	.403	39	51	.765	11	25	36	2.6	18	0	59	24	0	18	194	13.9
11	MITCHELL, Matt	14	13	372	26.6	54	114	.474	22	60	.367	30	39	.769	14	45	59	4.2	46	2	16	34	1	8	160	11.4
21	POPE, Malik	13	13	345	26.5	63	145	.434	5	18	.278	18	28	.643	37	64	101	7.8	35	0	13	30	19	10	149	11.5
05	MCDANIELS, Jalen	14	9	345	24.6	46	84	.548	2	5	.400	32	36	.889	29	67	96	6.9	35	0	5	16	6	9	126	9.0
42	HEMSLEY, Jeremy	13	4	286	22.0	37	91	.407	9	35	.257	19	34	.559	3	22	25	1.9	21	0	20	18	0	3	102	7.8
03	KELL, Trey	11	11	319	29.0	36	113	.319	8	37	.216	18	25	.720	12	44	56	5.1	10	0	42	24	3	14	98	8.9
10	MONTANA, Max	10	0	185	18.5	23	58	.397	17	43	.395	4	7	.571	9	20	29	2.9	24	1	9	8	1	4	67	6.7
20	SCHAKEL, Jordan	14	0	205	14.6	14	38	.368	12	31	.387	1	1	1.000	4	26	30	2.1	30	1	6	6	2	5	41	2.9
24	NARAIN, Nolan	10	1	120	12.0	16	27	.593	1	6	.167	5	11	.455	11	11	22	2.2	22	0	1	10	2	3	38	3.8
45	ROOKS, Kameron	11	5	96	8.7	10	18	.556	0	0	.000	6	11	.545	15	17	32	2.9	13	0	3	3	4	2	26	2.4
31	GILL-CAESAR, Montagu	3	0	43	14.3	4	14	.286	4	9	.444	5	7	.714	2	7	9	3.0	3	0	1	7	1	1	17	5.7
04	SOHIKISH, Michael	2	0	7	3.5	1	2	.500	0	1	.000	0	0	.000	0	0	0	0.0	0	0	1	1	0	1	2	1.0
TEAM															27	18	45	3.2	0			1				0
SAN DIEGO STATE		14				368	860	.428	107	312	.343	177	250	.708	174	366	540	38.6	257	4	176	182	39	78	1020	72.9
OPPONENTS		14				363	809	.449	128	349	.367	183	256	.715	123	356	479	34.2	250	-	212	172	46	82	1037	74.1

SCORE BY PERIODS:	1st	2nd	OT	2OT	Total
SAN DIEGO STATE	506	514			- 1,020
OPPONENTS	456	581			- 1,037

WIN/LOSS STATS

Wins: 19

No.	Player	GP	GS	Min	Avg	TOTAL			3-PTS			REBOUNDS														
						FG	FGA	Pct	3FG	FGA	Pct	FT	FTA	Pct	Off	Def	Tot	Avg	PF	FO	A	TO	Blk	Stl	Pts	Avg
00	WATSON, Devin	19	19	558	29.4	75	169	.444	25	67	.373	57	74	.770	5	38	43	2.3	21	0	68	31	0	22	232	12.2
21	POPE, Malik	18	18	455	25.3	92	172	.535	8	21	.381	30	45	.667	33	86	119	6.6	31	0	25	33	22	15	222	12.3
05	MCDANIELS, Jalen	19	10	461	24.3	76	125	.608	2	12	.167	55	70	.786	49	103	152	8.0	39	1	17	16	11	20	209	11.0
11	MITCHELL, Matt	19	19	492	25.9	66	153	.431	31	83	.373	41	50	.820	9	62	71	3.7	35	2	34	37	6	24	204	10.7
03	KELL, Trey	16	15	443	27.7	52	126	.413	14	48	.292	40	52	.769	9	51	60	3.8	23	0	80	20	2	15	158	9.9
42	HEMSLEY, Jeremy	19	4	404	21.3	51	108	.472	14	45	.311	30	49	.612	3	30	33	1.7	34	0	46	31	2	16	146	7.7
10	MONTANA, Max	14	0	220	15.7	37	89	.416	27	70	.386	15	18	.833	11	36	47	3.4	25	1	12	8	2	5	116	8.3
24	NARAIN, Nolan	15	1	181	12.1	34	51	.667	4	9	.444	11	17	.647	14	20	34	2.3	23	0	6	13	1	5	83	5.5
20	SCHAKEL, Jordan	19	0	293	15.4	24	73	.329	19	55	.345	8	11	.727	15	32	47	2.5	35	0	14	5	1	9	75	3.9
45	ROOKS, Kameron	16	9	204	12.8	26	46	.565	0	0	.000	5	13	.385	31	36	67	4.2	19	0	5	8	18	4	57	3.6
31	GILL-CAESAR, Montagu	6	0	64	10.7	8	22	.364	2	9	.222	6	8	.750	3	10	13	2.2	3	0	4	7	1	2	24	4.0
04	SOHIKISH, Michael	9	0	25	2.8	3	8	.375	0	3	.000	2	4	.500	0	2	2	0.2	3	0	2	2	0	2	8	0.9
TEAM																										
SAN DIEGO STATE		19				544	1142	.476	146	422	.346	300	411	.730	214	535	749	39.4	291	4	313	215	66	139	1534	80.7
OPPONENTS		19				419	1092	.384	139	462	.301	179	262	.683	173	436	609	32.1	378	-	246	287	72	119	1156	60.8

SCORE BY PERIODS:	1st	2nd	OT	2OT	Total
SAN DIEGO STATE	728	806			- 1,534
OPPONENTS	501	655			- 1,156

Losses: 10

No.	Player	GP	GS	Min	Avg	TOTAL			3-PTS			REBOUNDS														
						FG	FGA	Pct	3FG	FGA	Pct	FT	FTA	Pct	Off	Def	Tot	Avg	PF	FO	A	TO	Blk	Stl	Pts	Avg
21	POPE, Malik	10	10	274	27.4	56	117	.479	6	17	.353	18	24	.750	31	45	76	7.6	28	0	7	20	10	7	136	13.6
00	WATSON, Devin	10	10	351	35.1	40	113	.354	17	45	.378	28	38	.737	10	20	30	3.0	18	0	46	23	0	7	125	12.5
11	MITCHELL, Matt	10	9	283	28.3	40	84	.476	14	42	.333	17	24	.708	12	32	44	4.4	39	1	18	22	1	9	111	11.1
05	MCDANIELS, Jalen	10	7	252	25.2	34	59	.576	1	3	.333	17	21	.810	16	47	63	6.3	25	0	5	14	5	5	86	8.6
03	KELL, Trey	8	8	219	27.4	24	78	.308	9	28	.321	12	19	.632	8	26	34	4.3	9	0	22	17	4	12	69	8.6
42	HEMSLEY, Jeremy	9	3	214	23.8	23	63	.365	5	26	.192	17	27	.630	2	12	14	1.6	13	0	17	15	0	1	68	7.6
10	MONTANA, Max	8	0	153	19.1	17	48	.354	11	33	.333	2	5	.400	5	17	22	2.8	18	0	7	7	1	3	47	5.9
20	SCHAKEL, Jordan	10	0	124	12.4	9	22	.409	8	19	.421	0	0	.000	2	13	15	1.5	24	1	3	4	2	3	26	2.6
24	NARAIN, Nolan	7	0	64	9.1	10	13	.769	0	2	.000	4	6	.667	7	5	12	1.7	14	0	1	4	2	0	24	3.4
45	ROOKS, Kameron	8	3	51	6.4	5	7	.714	0	0	.000	2	4	.500	6	6	12	1.5	8	0	1	1	1	2	12	1.5
31	GILL-CAESAR, Montagu	1	0	14	14.0	2	4	.500	2	4	.500	0	1	.000	1	1	2	2.0	2	0	0	2	0	0	6	6.0
04	SOHIKISH, Michael	1	0	1	1.0	0	1	.000	0	1	.000	0	0	.000	0	0	0	0.0	0	0	0	0	0	0	0	0.0
TEAM																										
SAN DIEGO STATE		10				260	609	.427	73	220	.332	117	169	.692	115	232	347	34.7	198	2	127	129	26	49	710	71.0
OPPONENTS		10				281	573	.490	89	225	.396	166	215	.772	86	255	341	34.1	167	-	154	113	27	60	817	81.7

SCORE BY PERIODS:	1st	2nd	OT	2OT	Total
SAN DIEGO STATE	378	332			- 710
OPPONENTS	380	437			- 817

VS. FRESNO STATE

Record: 0-2 (Home: 0-1, Away: 0-1)

No.	Player	GP	GS	Min	Avg	TOTAL			3-PTS			FT			REBOUNDS				PF	FO	A	TO	Blk	Stl	Pts	Avg			
						FG	FGA	Pct	3FG	FGA	Pct	FT	FTA	Pct	Off	Def	Tot	Avg											
11	MITCHELL, Matt	2	2	63	31.5	11	21	.524	1	5	.200	6	8	.750	2	5	7	3.5	8	0	4	3	1	2	29	14.5			
00	WATSON, Devin	2	2	68	34.0	7	21	.333	2	5	.400	9	11	.818	0	2	2	1.0	5	0	4	6	0	1	25	12.5			
05	MCDANIELS, Jalen	2	2	64	32.0	7	11	.636	0	0	.000	6	8	.750	4	17	21	10.5	5	0	1	7	3	2	20	10.0			
21	POPE, Malik	2	2	41	20.5	9	19	.474	1	1	1.000	1	1	1.000	7	5	12	6.0	7	0	1	2	0	1	20	10.0			
42	HEMSLEY, Jeremy	2	1	54	27.0	6	10	.600	1	4	.250	3	8	.375	0	2	2	1.0	4	0	2	4	0	0	16	8.0			
03	KELL, Trey	1	1	35	35.0	4	10	.400	2	3	.667	4	8	.500	1	1	2	2.0	2	0	5	0	0	2	14	14.0			
24	NARAIN, Nolan	2	0	18	9.0	3	3	1.000	0	0	.000	2	3	.667	1	1	2	1.0	1	0	0	2	1	0	8	4.0			
45	ROOKS, Kameron	2	0	11	5.5	1	1	1.000	0	0	.000	0	2	.000	1	1	2	1.0	1	0	0	0	0	2	2	1.0			
10	MONTANA, Max	1	0	24	24.0	0	5	.000	0	2	.000	0	0	.000	1	2	3	3.0	0	0	2	1	0	0	0	0.0			
20	SCHAKEL, Jordan	2	0	22	11.0	0	2	.000	0	1	.000	0	0	.000	0	2	2	1.0	4	0	0	1	0	0	0	0.0			
TEAM															3	3	6	3.0	0					0					0
SAN DIEGO STATE		2				48	103	.466	7	21	.333	31	49	.633	20	41	61	30.5	37	0	19	26	5	10	134	67.0			
OPPONENTS		2				58	115	.504	10	27	.370	30	36	.833	17	40	57	28.5	42	-	31	19	7	10	156	78.0			

SCORE BY PERIODS:	1st	2nd	OT	2OT	Total
SAN DIEGO STATE	66	68			- 134
OPPONENTS	73	83			- 156

TEAM GAME-BY-GAME

Opponent	Site/Date	FG-FGA	Pct	3P-3PA	Pct	FT-FTA	Pct	Off-Def	Tot	PF	AT	TO	BS	ST	1st-2nd	Pts
at SDSU	H	32-57	.561	5-23	.217	22-31	.710	11-33	44	11	14	11	5	11	46-45	91
San Diego Christian	11/10	21-64	.328	7-32	.219	3-4	.750	8-19	27	22	16	15	1	7	24-28	52
SDSU	A	25-66	.379	8-21	.381	10-14	.714	10-26	36	20	18	15	2	4	40-28	68
at Arizona State	11/14	31-61	.508	8-25	.320	20-25	.800	8-34	42	17	18	12	5	9	34-56	90
at SDSU	H	33-67	.493	7-22	.318	10-15	.667	11-31	42	15	18	8	6	5	46-37	83
McNeese	11/17	20-64	.313	3-20	.150	9-12	.750	12-24	36	17	7	16	3	6	19-33	52
at SDSU	H	32-61	.525	13-25	.520	17-26	.654	11-30	41	9	21	13	4	7	40-54	94
Eastern Illinois	11/20	24-66	.364	9-30	.300	6-7	.857	12-23	35	21	13	18	4	7	25-38	63
SDSU	N	29-61	.475	10-25	.400	21-27	.778	18-32	50	21	13	20	1	9	49-40	89
vs. Sacramento State	11/23	19-53	.358	6-23	.261	8-18	.444	7-19	26	25	11	22	3	5	14-38	52
SDSU	N	25-73	.342	3-19	.158	22-27	.815	18-30	48	16	12	5	2	2	33-42	75
vs. [-/rv] Georgia	11/24	24-63	.381	8-24	.333	12-17	.706	11-33	44	22	12	12	6	3	34-34	68
SDSU	N	33-74	.446	8-30	.267	12-20	.600	18-26	44	21	16	13	3	7	43-43	86
vs. Washington State	11/26	29-62	.468	13-28	.464	22-25	.880	8-27	35	17	21	13	1	6	46-47	93
SDSU	A	21-45	.467	3-11	.273	21-28	.750	6-31	37	13	6	17	7	9	30-36	66
at San Diego	11/30	23-61	.377	7-30	.233	4-7	.571	8-23	31	20	15	11	4	11	22-35	57
at SDSU	H	24-54	.444	4-16	.250	23-29	.793	15-32	47	12	14	16	2	8	37-38	75
Bradley	12/3	19-58	.328	7-21	.333	7-10	.700	8-18	26	21	10	16	5	13	23-29	52
at [-/rv] SDSU	H	20-49	.408	6-28	.214	16-19	.842	4-20	24	19	15	14	3	6	34-28	62
California	12/9	22-49	.449	4-11	.364	15-19	.789	8-25	33	21	10	17	2	11	39-24	63
at SDSU	H	22-61	.361	7-23	.304	21-26	.808	11-27	38	16	14	9	1	8	25-47	72
[12/15] Gonzaga	12/21	25-59	.424	9-29	.310	11-17	.647	9-32	41	23	17	16	10	5	23-47	70
SDSU	A	25-61	.410	9-24	.375	10-15	.667	11-29	40	22	7	14	2	6	40-29	69
at Wyoming	12/27	27-59	.458	12-29	.414	16-22	.727	7-28	35	14	14	11	2	4	37-45	82
at SDSU	H	29-65	.446	8-23	.348	13-20	.650	12-24	36	12	14	10	2	7	43-36	79
Utah State	12/30	21-48	.438	9-24	.375	8-9	.889	4-23	27	19	10	19	6	3	29-30	59
SDSU	A	28-58	.483	9-20	.450	12-18	.667	15-30	45	16	15	16	3	8	34-43	77
at Colorado State	1/2	25-62	.403	8-19	.421	10-17	.588	13-19	32	20	12	11	5	10	31-37	68
at SDSU	H	35-66	.530	8-27	.296	7-9	.778	10-25	35	20	25	9	7	10	32-53	85
San José State	1/9	16-52	.308	1-11	.091	16-23	.696	13-22	35	12	4	18	1	6	23-26	49
SDSU	A	31-65	.477	8-23	.348	10-12	.833	11-17	28	17	15	8	2	5	34-46	80
at [-/rv] Boise State	1/13	28-51	.549	14-28	.500	13-16	.813	9-21	30	13	11	15	1	4	40-43	83
at SDSU	H	23-47	.489	3-9	.333	24-36	.667	6-23	29	20	12	10	3	6	40-33	73
Fresno State	1/17	27-56	.482	5-13	.385	18-22	.818	7-22	29	24	15	9	4	3	36-41	77
SDSU	A	27-61	.443	8-21	.381	13-15	.867	12-28	40	25	13	12	6	3	48-27	75
at New Mexico	1/20	24-58	.414	13-29	.448	18-25	.720	11-23	34	16	13	5	3	4	38-41	79
at SDSU	H	35-63	.556	13-30	.433	14-21	.667	10-18	28	12	25	9	0	9	47-50	97
Colorado State	1/24	29-60	.483	11-25	.440	9-11	.818	12-19	31	21	16	16	2	7	33-45	78
SDSU	H	30-68	.441	9-22	.409	9-15	.600	18-21	39	20	12	16	3	3	38-40	78
at UNLV	1/27	34-58	.586	4-14	.286	16-27	.593	8-25	33	14	18	12	4	9	38-50	88
at SDSU	H	28-54	.519	11-26	.423	14-17	.824	12-29	41	14	15	14	10	5	35-46	81
Air Force	2/3	20-61	.328	6-27	.222	4-9	.444	14-15	29	17	17	13	1	10	21-29	50
SDSU	A	25-56	.446	4-12	.333	7-13	.538	14-18	32	17	7	16	2	4	26-35	61
at Fresno State	2/6	31-59	.525	5-14	.357	12-14	.857	10-18	28	18	16	10	3	7	37-42	79
SDSU	A	21-62	.339	10-30	.333	6-10	.600	11-24	35	17	12	11	0	5	35-23	58
at [23/23] Nevada	2/10	28-60	.467	11-34	.324	16-20	.800	10-32	42	13	18	9	2	3	35-48	83
at SDSU	H	33-62	.532	8-18	.444	13-17	.765	12-30	42	24	22	13	2	5	53-34	87
Wyoming	2/14	24-58	.414	9-28	.321	20-28	.714	9-19	28	19	17	9	4	8	31-46	77
at SDSU	H	36-71	.507	11-26	.423	11-13	.846	11-30	41	12	22	9	4	9	48-46	94
UNLV	2/17	21-54	.389	4-16	.250	10-13	.769	5-25	30	15	11	19	6	3	28-28	56
SDSU	A	26-54	.481	6-20	.300	9-15	.600	5-28	33	12	13	10	2	7	26-41	67
at Air Force	2/21	21-53	.396	13-36	.361	1-2	.500	5-27	32	17	20	15	3	6	23-33	56

INDIVIDUAL GAME-BY-GAME (POINTS/REBS./ASTS.)

(5	0	2	3	4	5	10	11	20	21	24	31	42	45
	Devin	Adam	Trey	Michael	Jalen	Max	Matt	Jordan	Malik	Nolan	Montaque	Jeremy	Kameron
Opponent	Watson	Seiko	Kell	Sohikish	McDaniels	Montana	Mitchell	Schakel	Pope	Narain	Gill-Caesar	Hemsley	Rooks
SAN DIEGO CHRISTIAN	8/2/2	DND	9/1/1	4/1/0	2/5/2	9/4/0	6/8/2	7/3/0	20/6/0	9/7/1	3/0/0	10/1/6	4/3/0
at Arizona State	8/4/9	DND	16/10/4	0/0/0	0/1/0	15/2/1	3/2/1	2/3/0	14/8/0	4/1/0	CD	4/3/3	2/1/0
MCNEESE	20/4/8	DND	13/2/1	0/0/0	4/4/0	INJ	2/3/3	8/4/0	16/9/1	5/2/1	4/3/1	9/1/2	2/7/1
EASTERN ILLINOIS	10/2/3	DND	14/5/7	0/1/0	2/2/0	INJ	31/6/3	4/1/1	17/11/2	7/1/0	0/0/1	5/5/4	4/5/0
vs. Sacramento State#	12/1/2	DND	11/0/2	2/0/1	8/13/0	INJ	11/3/1	5/4/1	7/5/2	8/2/0	9/5/1	10/3/3	6/9/0
vs. [-/rv] Georgia#	16/4/4	DND	13/9/5	CD	11/8/0	INJ	13/2/0	3/3/1	9/7/1	0/0/0	CD	6/1/0	4/6/1
vs. Washington State#	23/4/6	DND	19/5/3	CD	2/1/0	INJ	12/9/1	6/7/2	4/1/0	10/7/0	CD	6/3/4	4/4/0
at San Diego	26/3/1	DND	INJ	CD	2/2/0	INJ	13/4/0	0/1/1	6/9/2	0/4/0	2/2/0	11/3/0	6/7/2
BRADLEY	9/3/2	DND	INJ	0/0/0	14/12/2	0/0/0	5/6/1	2/1/0	13/6/1	9/4/2	6/3/1	13/5/5	4/5/0
CALIFORNIA	2/4/1	DND	3/0/3	CD	9/4/1	2/3/0	13/3/6	0/0/0	20/8/1	0/0/0	CD	13/0/2	0/2/1
[12/15] GONZAGA	10/1/3	DND	14/4/4	CD	15/10/1	1/3/0	15/5/2	0/0/0	9/6/1	CD	INJ	6/1/3	2/3/0
at Wyoming*	13/1/4	DND	7/6/1	CD	6/10/1	0/2/0	11/6/1	3/0/0	21/9/0	CD	6/2/0	INJ	2/0/0
UTAH STATE*	15/3/1	DND	7/3/2	CD	13/8/1	14/2/1	2/3/2	2/2/0	13/7/2	CD		9/0/4	4/3/1
at Colorado State*	11/2/5	DND	11/6/4	CD	19/10/0	3/1/1	9/6/3	3/5/0	8/9/1	CD		13/1/1	0/1/0
SAN JOSÉ STATE*	15/4/6	DND	5/5/7	2/0/0	13/7/1	17/4/1	7/4/2	6/5/2	17/4/1	0/0/0		0/0/5	3/1/0
at [-/rv] Boise State*	19/4/8	DND	5/3/4	CD	16/5/1	3/0/0	13/4/0	6/0/0	18/9/2	CD		0/1/0	CD
FRESNO STATE*	11/1/3	DND	14/2/5	CD	14/13/1	CD	13/2/2	0/1/0	10/2/0	6/1/0		3/1/1	2/2/0
at New Mexico*	16/3/7	DNT	5/6/2	CD	13/7/0	8/6/3	7/2/1	6/1/0	16/8/0	2/1/0		2/2/0	0/0/0
COLORADO STATE*	11/3/6	DND	17/2/5	0/0/1	11/6/3	20/4/0	15/2/4	0/3/2	10/0/1	2/0/0		11/2/3	0/2/0
at UNLV*	9/4/4	DND	0/2/0	CD	9/6/0	11/3/0	11/8/3	3/1/1	14/8/2	CD		19/2/2	2/3/0
AIR FORCE*	13/3/4	DND	INJ	0/0/0	16/13/1	13/6/2	4/1/4	8/2/1	9/6/1	INJ		14/1/2	4/7/0
at Fresno State*	14/1/1	DND	INJ	CD	6/8/0	0/3/2	16/5/2	0/1/0	10/10/1	2/1/0		13/1/1	0/0/0
at [23/23] Nevada*	10/4/3	DND	INJ	CD	11/8/1	8/3/1	12/3/1	0/1/0	9/13/1	0/1/1		8/1/4	CD
WYOMING*	13/2/5	DND	6/4/6	CD	16/4/1	3/5/4	2/6/2	14/5/2	10/9/2	18/4/0		5/2/0	CD
UNLV*	6/0/3	DND	2/2/6	INJ	18/12/3	17/6/0	21/1/0	6/3/2	17/9/1	5/4/2		0/1/5	2/1/0
at Air Force*	7/1/1	DND	5/3/8	INJ	7/7/1	4/6/1	17/2/1	4/3/0	13/5/1	4/1/0		6/1/0	CD
at San José State*	10/0/4	DND	6/6/9	CD	16/10/1	15/3/0	12/3/1	0/0/0	WH	8/4/0		4/3/2	0/1/0
[rv/-] BOISE STATE*	13/3/4	DND	8/3/4	CD	15/10/0	0/1/1	11/3/3	0/0/0	12/6/1	8/1/0		5/1/1	CD
[21/21] NEVADA*	7/2/4	DND	17/5/9	CD	7/9/0	0/2/1	8/3/0	3/2/1	16/5/4	0/0/0		9/1/0	12/6/0

(5) vs. Fresno State (QF)

Red indicates players started. CD — Did Not Play-Coach's Decision. DND - Did Not Dress. DNT - Did Not Travel. INJ — Did Not Play-Injured. SUSP - Suspension. WH - Withheld From Competition. Caps denotes home game. # - Wooden Legacy (Titan Gym; Fullerton, Calif.). * - Mountain West Game. ` - Mountain West Men's Basketball Championship (Thomas & Mack Center; Las Vegas, Nevada).

STARTING LINEUPS

G/F	F	C	G	G	W-L	Record As SDSU Starter	Season	Career*
Mitchell	Pope	Rooks	Kell	Watson	5-2	Montaque Gill-Caesar		2-0
Kell	Pope	Rooks	Hemsley	Watson	0-1	Jeremy Hemsley	4-3	39-24
Mitchell	Pope	Rooks	Hemsley	Watson	3-0	Trey Kell	15-8	72-36
Mitchell	McDaniels	Pope	Kell	Watson	9-5	Jalen McDaniels	11-7	11-7
Mitchell	McDaniels	Pope	Hemsley	Watson	1-2	Matt Mitchell	19-9	19-9
Mitchell	McDaniels	Narain	Kell	Watson	1-0	Max Montana		5-5
						Nolan Narain	1-0	1-0
						Malik Pope	18-10	41-24
						Kameron Rooks	8-3	8-3
						Devin Watson	19-10	19-10

* Aztec career

INDIVIDUAL SUPERLATIVES

Category	San Diego State	Opponent
Points Scored	31 - Matt Mitchell vs. Eastern Illinois (11-20-17)	44 - Chandler Hutchinson, Boise State (1-13-18)
Field Goals	10 - Malik Pope at Wyoming (12-27-17); Matt Mitchell vs. Eastern Illinois (11-20-17)	15 - Chandler Hutchinson, Boise State (1-13-18)
Field Goals Attempted	22 - Malik Pope at Wyoming (12-27-17)	21 - Chandler Hutchinson, Boise State (1-13-18)
Highest FG Percentage (min. 5 made)	.857 (6-7) Mitchell at Air Force (2-11-18); McDaniels at New Mexico (1-20-18)	1.000 (7-7) - Nate Grimes, Fresno State (1-17-18); De'Quon Lake, ASU (11-14-17)
Highest FG Percentage (min. 10 made)	.714 (10-14) - Matt Mitchell vs. Eastern Illinois (11-20-17)	.769 (10-13) - Shakur Juiston, UNLV (1-27-18)
3-Point Field Goals Made	7 - Matt Mitchell vs. Eastern Illinois (11-20-17)	7 - Kendall Stephens, Nevada (2-10-18); Chandler Hutchinson, Boise State (1-13-18)
3-Point Field Goals Attempted	11 - Matt Mitchell vs. Eastern Illinois (11-20-17)	13 - Kendall Stephens, Nevada (2-10-18)
3-Point Field Goal Percentage (min. 4 made)	.800 (4-5) - Matt Mitchell at Air Force (2-21-18); Jordan Schakel vs. Wyoming (2-14-18)	.700 (7-10) - Chandler Hutchinson, Boise State (1-13-18)
3-Point Field Goal Percentage (min. 5 made)	.636 (7-11) - Matt Mitchell vs. Eastern Illinois (11-20-17)	.700 (7-10) - Chandler Hutchinson, Boise State (1-13-18)
Free Throws	10 - Jalen McDaniels at SJSU (2-24-18); Devin Watson at San Diego (11-30-17)	11 - Hayden Dalton, Wyoming (12-27-17)
Free Throws Attempted	11 - Devin Watson at San Diego (11-30-17)	15 - Chandler Hutchinson, Boise State (2-27-18)
Free Throw Percentage (min. 7 made)	1.000 (10-10) - Jalen McDaniels at San José State (2-24-18)	1.000 (8-8) - Yante Maten, Georgia (11-24-17); (7-7) Robert Franks, Wash. St. (11-26-17)
Free Throw Percentage (min. 10 made)	1.000 (10-10) - Jalen McDaniels at San José State (2-24-18)	.909 (10-11) - Jordan Caroline, Nevada (2-10-18)
Offensive Rebounds	7 - Malik Pope at Fresno State (2-6-18)	6 - Jordan Caroline, Nevada (2-10-18); Kingsley Okoroh, California (12-9-17)
Defensive Rebounds	10 - Jalen McDaniels vs. Air Force (2-3-18); vs. Fresno State (1-17-18)	12 - Hayden Dalton, Wyoming (12-27-17); Johnathan Williams, Gonzaga (12-21-17)
Total Rebounds	13 - Malik Pope at Nevada; Jalen McDaniels vs. AFA, vs. Fresno, vs. Sacramento State	15 - H. Dalton, Wyo. (12-27-17); J. Williams, Gonz. (12-21-17); R. White, Ariz. St. (11-14-17)
Assists	9 - Trey Kell vs. Nevada and at San José State; Devin Watson at ASU	9 - Lindsey Drew, Nevada (2-10-18)
Blocked Shots	4 - Malik Pope at New Mexico (1-20-18); at San Diego (11-30-17)	4 - Brandon McCoy, UNLV; Johnathan Williams, Gonzaga
Steals	5 - Devin Watson at San Diego (11-30-17)	4 - six times
Minutes Played	40 - Devin Watson at San Diego (11-30-17)	40 - Lindsey Drew, Nevada (2-10-18); Don Coleman, California (12-9-17)

TEAM SUPERLATIVES

SDSU High	SDSU Low	Category	Opponent High	Opponent Low
97 vs. Colorado State (1-24-18)	58 at Nevada (2-10-18)	Points Scored	93, vs. Washington State (11-26-17)	49, vs. San José State (1-9-18)
36 vs. UNLV (2-17-18)	20 vs. California (12-9-17)	Field Goals	34, at UNLV (1-27-18)	16, vs. San José State (1-9-18)
74 vs. Washington State (11-26-17)	45 at San Diego (11-30-17)	Field Goals Attempted	66, Eastern Illinois (11-20-17)	48, vs. Boise St. (2-27-18); vs. Utah St. (12-30-17)
.561 vs. San Diego Christian (11-10-17)	.339 at Nevada (2-10-18)	FG Percentage	.586, at UNLV (1-27-18)	.308, vs. San José State (1-9-18)
13 vs. CSU (1-24-18); vs. Eastern Illinois (11-20-17)	1 vs. Boise State (2-27-18)	3-Point Field Goals Made	14, at Boise State (1-13-18)	1, vs. San José State (1-9-18)
34 at San José State (2-24-18)	9 vs. Fresno State (1-17-18)	3-Point Field Goals Attempted	36, at Air Force (2-21-18)	11, vs. San José St. (1-9-18); California (12-9-17)
.520 vs. Eastern Illinois (11-20-17)	.063 vs. Boise State (2-27-18)	3-Point Field Goal Percentage	.500, at Boise State (1-13-18)	.091, vs. San José State (1-9-18)
23 vs. Boise State (2-27-18); vs. Bradley (12-3-17)	6 at Nevada (2-10-18)	Free Throws Made	22, vs. Washington State (11-26-17)	1, at Air Force (2-21-18)
36 vs. Fresno State (1-17-18)	9 vs. San José State (1-9-18)	Free Throws Attempted	28, vs. Wyoming (2-14-18)	2, at Air Force (2-21-18)
.867 at New Mexico (1-20-18)	.538 at Fresno State (2-6-18)	Free Throw Percentage	.889, vs. Utah State (12-30-17)	.444, vs. Air Force, vs. Sacramento State
18 - four times	4 vs. California (12-9-17)	Offensive Rebounds	14, vs. Air Force (2-3-18)	4, vs. Utah State (12-30-17)
33 vs. San Diego Christian (11-10-17)	17 at Boise State (1-13-18)	Defensive Rebounds	34, at Arizona State (11-14-17)	15, vs. Air Force (2-3-18)
50 vs. Sacramento State (11-23-17)	24 vs. California (12-9-17)	Total Rebounds	44, vs. Georgia (11-24-17)	26, Bradley (12-3-17); vs. Sac State (11-23-17)
25 at New Mexico (1-20-18)	9 vs. Eastern Illinois (11-20-17)	Fouls	26, vs. Boise State (2-27-18)	12, vs. CSU (1-24-18); vs. San José State (1-9-18)
1 - six times	0 - 23 times	Fouled Out	3, Gonzaga (12-21-17)	0, many times
25 vs. CSU (1-24-18); vs. San José State (1-9-18)	6 at San Diego (11-30-17)	Assists	21, vs. Washington State (11-26-17)	4, vs. San José State (1-9-18)
20 vs. Sacramento State (11-23-17)	5 vs. Georgia (11-24-17)	Turnovers	22, vs. Sacramento State (11-23-17)	5 at New Mexico (1-20-18)
10 vs. Air Force (2-3-18)	0 vs. Boise State (2-27-18); at Nevada (2-10-18)	Blocked Shots	10, Gonzaga (12-21-17)	0, vs. Boise State (2-27-18)
11 vs. San Diego Christian (11-10-17)	2 vs. Georgia (11-24-17)	Steals	13, Bradley (12-3-17)	1, at San José State (2-24-18)
54 (2nd) vs. Eastern Illinois (11-20-17)	23 (2nd) at Nevada (2-10-18)	Points/Half	56 (2nd), at Arizona State (11-14-17)	14 (1st), vs. Sacramento State (11-23-17)
.640 (2nd) at Air Force (2-21-18)	.281 (2nd) at Nevada; (1st) vs. Gonzaga	FG Percentage/Half	.667 (2nd), at Arizona State (11-14-17)	.231 (1st), vs. Sacramento State (11-23-17)
7 vs. Colorado State (1-24-18)	2 at Air Force (2-21-18); vs. SD Christian (11-10-17)	Double-Figure Scorers	5, at Arizona State (11-14-17)	1, vs. Air Force, vs. BU; vs. Sac State; vs. McNeese
+24 vs. Sacramento State (11-23-17)	-9 vs. California (12-9-17)	Rebound Margin	+9, California (12-9-17)	-24, vs. Sacramento State (11-23-17)
+35 vs. Sacramento State (11-23-17)	-11 at Fresno State (2-6-18)	Halftime Scoring Margin	+11, at Fresno State (2-6-18)	-35, vs. Sacramento State (11-23-17)

BIGGEST LEADS/TIME IN LEAD/SPECIALTY STATS

Date	Opponent	SDSU Result	SDSU Big		Opp Big	Ties	LC	SDSU in			Opp in		Paint		Off TOs		2nd Ch.		Bench	
			Lead	Lead				Lead	Lead	Tied	SD	Opp	SD	Opp	SD	Opp	SD	Opp		
Nov. 10	SAN DIEGO CHRISTIAN	W	91-52	41	0	0	0	!39:45	0:00	0:15	50	20	17	12	17	1	44	14		
Nov. 14	at Arizona State	L	68-90	9	26	4	5	12:45	24:55	2:20	34	42	8	13	20	12	24	27		
Nov. 17	MCNEESE	W	83-52	33	0	0	0	!39:17	0:00	0:43	48	24	14	9	13	18	30	18		
Nov. 20	EASTERN ILLINOIS	W	94-63	33	0	0	0	!39:27	0:00	0:33	34	16	25	16	11	8	23	18		
Nov. 23	vs. Sacramento State#	W	89-52	47	0	0	0	!39:15	0:00	0:18	30	20	26	15	8	8	42	22		
Nov. 24	vs. [-/rv] Georgia#	W	75-68	8	12	8	15	13:42	21:10	5:08	34	18	17	2	15	9	20	23		
Nov. 26	vs. Washington State#	L	86-93	9	7	12	14	20:11	14:14	5:34	42	24	11	14	18	7	24	29		
Nov. 30	at San Diego	W	66-57	14	3	1	5	!35:37	2:05	2:18	18	14	8	14	2	2	4	11		
Dec. 3	BRADLEY	W	75-52	29	0	0	0	!39:48	0:00	0:12	38	18	27	13	17	8	31	26		
Dec. 9	CALIFORNIA	L	62-63	4	14	3	4	3:28	34:19	2:13	24	30	13	19	4	8	24	16		
Dec. 21	[12/15] GONZAGA	W	72-70	12	0	0	0	!38:25	0:00	1:35	28	32	14	8	11	7	30	16		
Dec. 27	at Wyoming*	L	69-82	5	19	3	9	14:31	24:45	0:44	24	26	8	14	9	8	11	9		
Dec. 30	UTAH STATE*	W	79-59	21	0	0	0	!39:05	0:00	0:55	38	18	23	8	14	6	29	22		
Jan. 2	at Colorado State*	W	77-68	9	3	4	8	33:41	3:49	2:30	30	20	11	15	18	11	19	9		
Jan. 9	SAN JOSÉ STATE*	W	85-49	42	4	4	4	!31:35	3:20	4:26	46	24	18	8	7	8	28	17		
Jan. 13	at [-/rv] Boise State*	L	80-83	4	11	3	11	5:39	32:03	2:18	38	24	14	5	13	6	9	0		
Jan. 17	FRESNO STATE*	L	73-77	10	6	9	13	20:23	11:03	8:33	36	40	6	8	8	12	11	19		
Jan. 20	at New Mexico*	L	75-79	13	5	2	6	32:28	3:32	4:00	34	18	5	9	10	8	18	21		
Jan. 24	COLORADO STATE*	W	97-78	27	0	2	0	!38:50	0:00	1:10	34	26	20	9	18	13	33	27		
Jan. 27	at UNLV*	L	78-88	1	12	4	8	1:47	35:47	2:26	30	48	14	18	19	10	35	15		
Feb. 3	AIR FORCE*	W	81-50	24	0	2	0	!39:40	0:00	0:20	28	10	17	18	19	13	25	29		
Feb. 6	at Fresno State*	L	61-79	3	23	1	9	8:45	29:59	1:16	40	42	12	21	16	12	2	23		
Feb. 10	at [23/23] Nevada*	L	58-83	4	25	6	10	7:26	27:16	5:18	18	26	8	9	8	19	8	10		
Feb. 14	WYOMING*	W	87-77	23	1	1	2	!39:04	0:32	0:24	44	22	11	11	18	9	40	1		
Feb. 17	UNLV*	W	94-56	38	0	0	0	!39:44	0:00	0:16	42	30	29	7	13	6	30	7		
Feb. 21	at Air Force*	W	67-56	17	4	3	4	!36:16	1:56	1:48	34	14	18	11	6	0	18	20		
Feb. 24	at San Jose State*	W	71-59	17	1	0	2	!38:51	0:16	0:53	16	20	26	16	5	8	19	15		
Feb. 27	[rv/-] BOISE STATE*	W	72-64	8	9															
Mar. 3	[21/21] NEVADA*	W	79-74	11	10	5	2	!26:55	9:53	3:11	36	34	8	11	12	9	19	0		
Mar. 8	vs. (4) Fresno State`																			

Caps denotes home game. Red denotes loss. # - Wooden Legacy (Titan Gym; Fullerton, Calif.). * - Mountain West Game. ` - Mountain West Men's Basketball Championship (Thomas & Mack Center; Las Vegas, Nevada). ! - indicates San Diego State did not trail in the second half of a victory.

LEADS AND DEFICITS

SDSU Biggest Halfime Lead
SDSU Biggest Halfime Lead Lost
SDSU Biggest Halfime Lead Lost in a Loss
SDSU Biggest Halfime Deficit
SDSU Biggest Halfime Deficit Overcome
SDSU Biggest Halfime Deficit Overcome for Victory
SDSU Biggest Lead
SDSU Biggest Lead Lost
SDSU Biggest Lead Lost in a Loss
SDSU Biggest Deficit
SDSU Biggest Deficit Overcome
SDSU Biggest Deficit Overcome in a Victory

SEASON

27 vs. McNeese (11-17-17)
10 at New Mexico (1-20-18)
10 at New Mexico (1-20-18)
11 at Fresno State (2-6-18)
6 at Boise State (1-13-18)
1 vs. Georgia (11-24-17)
47 vs. Sacramento State (11-23-17)
13 at New Mexico (1-20-18)
13 at New Mexico (1-20-18)
26 at Arizona State (11-14-17)
14 vs. California (12-9-17)
12 vs. Georgia (11-24-17)

MOUNTAIN WEST GAME

22 vs. Wyoming (2-14-18)
10 at New Mexico (1-20-18)
10 at New Mexico (1-20-18)
11 at Fresno State (2-6-18)
6 at Boise State (1-13-18)
none
42 vs. San José State (1-9-18)
13 at New Mexico (1-20-18)
13 at New Mexico (1-20-18)
25 at Nevada (2-10-18)
11 at UNLV (1-27-18), at Boise State (1-13-18)
10 vs. Nevada (3-3-18)

BIGGEST RUN/STARTERS, POINTS, MINUTES BY CLASS

Date	Opponent	SDSU Result	Biggest Run			Starters By Class (Sr.-Jr.-So.Fr.)	Points By Class				Minutes By Class			
			SDSU	Opp.	Opp.		Sr.	Jr.	So.	Fr.	Sr.	Jr.	So.	Fr.
Nov. 10	SAN DIEGO CHRISTIAN	W	91-52	14	5	3-1-0-1	33	34	9	15	51	77	19	53
Nov. 14	at Arizona State	L	68-90	8	12	3-1-0-1	32	27	4	5	68	84	14	34
Nov. 17	MCNEESE	W	83-52	17	9	3-1-0-1	31	33	5	14	70	60	15	55
Nov. 20	EASTERN ILLINOIS	W	94-63	14	6	3-1-0-1	35	15	7	37	76	58	7	59
Nov. 23	vs. Sacramento State#	W	89-52	12	6	3-1-0-1	24	37	8	24	42	63	24	71
Nov. 24	vs. [-/rv] Georgia#	W	75-68	11	7	3-1-0-1	26	22	0	27	77	54	1	68
Nov. 26	vs. Washington State#	L	86-93	9	8	3-1-0-1	27	29	10	20	59	55	18	68
Nov. 30	at San Diego	W	66-57	6	6	2-2-0-1	12	39	0	15	49	83	16	52
Dec. 3	BRADLEY	W	75-52	11	8	2-2-0-1	17	28	9	21	35	82	15	68
Dec. 9	CALIFORNIA	L	62-63	9	10	3-1-0-1	23	17	0	22	62	77	1	60
Dec. 21	[12/15] GONZAGA	W	72-70	11	8	2-2-0-1	25	16	0	31	57	71	0	72
Dec. 27	at Wyoming*	L	69-82	6	10	2-1-0-2	30	19	0	20	74	57	0	69
Dec. 30	UTAH STATE*	W	79-59	10	5	2-1-0-2	24	38	0	17	67	67	0	66
Jan. 2	at Colorado State*	W	77-68	7	10	2-1-0-2	19	27	0	31	63	67	0	70
Jan. 9	SAN JOSÉ STATE*	W	85-49	16	6	2-1-0-2	25	34	0	26	69	59	4	68
Jan. 13	at [-/rv] Boise State*	L	80-83	9	7	2-1-0-2	23	22	0	35	64	60	0	76
Jan. 17	FRESNO STATE*	L	73-77	9	7	2-1-0-2	26	14	6	27	61	53	12	74
Jan. 20	at New Mexico*	L	75-79	8	9	2-1-0-2	21	26	2	26	63	69	2	66
Jan. 24	COLORADO STATE*	W	97-78	11	6	2-1-0-2	27	42	2	26	57	71	4	68
Jan. 27	at UNLV*	L	78-88	9	7	2-1-0-2	16	39	0	23	38	91	0	71
Feb. 3	AIR FORCE*	W	81-50	10	6	1-2-0-2	13	40	0	28	40	82	0	78
Feb. 6	at Fresno State*	L	61-79	5	10	1-2-0-2	10	27	2	22	26	93	6	75
Feb. 10	at [23/23] Nevada*	L	58-83	8	10	1-2-0-2	9	26	0	23	29	94	11	66
Feb. 14	WYOMING*	W	87-77	12	7	2-1-0-2	16	21	18	32	49	76	18	57
Feb. 17	UNLV*	W	94-56	12	6	2-1-0-2	21	23	5	45	55	61	11	73
Feb. 21	at Air Force*	W	67-56	11	7	2-1-0-2	18	17	4	28	57	65	10	68
Feb. 24	at San Jose State*	W	71-59	8	7	1-1-1-2	6	29	8	28	39	75	18	68
Feb. 27	[rv/-] BOISE STATE*	W	72-64	7		2-1-0-2	20	18	8	26	58	54	11	77
Mar. 3	[21/21] NEVADA*	W	79-74	12	13	3-1-0-1	45	16	0	18	79	62	4	55
Mar. 8	vs. (4) Fresno State`													

Caps denotes home game. Red denotes loss. # - Wooden Legacy (Titan Gym; Fullerton, Calif.). * - Mountain West Game. ` - Mountain West Men's Basketball Championship (Thomas & Mack Center; Las Vegas, Nevada). ! - indicates San Diego State did not trail in the second half of a victory.

SAN DIEGO STATE LARGEST RUNS (X-0)					19	OPPONENT LARGEST RUNS (X-0)					8
Date	Opponent	Run	Prior	After	Date	Opponent	Run	Prior	After		
Nov. 20	McNeese	17	20-13	37-13	Mar. 3	Nevada	15	15-9	15-24		
Jan. 9	San Jose State	16	32-25	48-25	Nov. 14	at Arizona State	12	52-64	52-76		
Nov. 17	McNeese	14	12-8	26-8	Feb. 10	at Nevada	10	20-16	20-26		
Nov. 10	San Diego Christian	14	71-44	85-44	Feb. 6	at Fresno State	10	20-20	20-30		
Nov. 10	San Diego Christian	*14	0-0	14-0	Jan. 2	at Colorado State	10	7-0	7-10		
Mar. 3	Nevada	12	24-34	36-34	Dec. 27	at Wyoming	10	50-46	50-56		
Feb. 17	UNLV	12	32-21	44-21	Dec. 9	California	+10	34-38	34-48		
Feb. 14	Wyoming	12	25-21	37-21	Nov. 14	at Arizona State	10	50-54	50-64		
Nov. 23	vs. Sacramento State	*12	0-0	12-0							
Feb. 21	at Air Force	11	23-23	34-23							
Jan. 24	Colorado State	11	36-31	47-31							
Dec. 21	Gonzaga	*11	0-0	11-0							
Dec. 3	Bradley	11	11-3	22-3							
Nov. 24	vs. Georgia	11	20-27	31-27							
Nov. 17	McNeese	11	65-45	76-45							
Nov. 10	San Diego Christian	11	46-27	57-27							
Feb. 3	Air Force	10	51-32	61-32							
Dec. 30	Utah State	10	60-49	70-49							
Dec. 3	Bradley	10	56-37	66-37							

* - indicates run opened game, + - indicates run overlapped halftime.

MISCELLANEOUS STATISTICS

SEASON	Team Leader			Games With					Double-Doubles	
	Points	Rebounds	Assists	10+ Pts	20+Pts	30+Pts	10+Rebs	10+Ast	Point/Reb.	Point/Ast.
Montaque Gill-Caesar										
Jeremy Hemsley	1		5	10						
Trey Kell	3	2	11	10			1		1	
Jalen McDaniels	7	15		16			10		8	
Matt Mitchell	6	3	3	18	2	1				
Max Montana	2		1	8	1					
Nolan Narain	1			2						
Malik Pope	5	10	1	20	3		3		2	
Kameron Rooks			1	1						
Jordan Schakel				1						
Adam Seiko										
Michael Sohikish										
Devin Watson	8		11	21	3					

CAREER	Team Leader			Games With					Double-Doubles	
	Points	Rebounds	Assists	10+ Pts	20+Pts	30+Pts	10+Rebs	10+Ast	Point/Reb.	Point/Ast.
Montaque Gill-Caesar		1		17	1					
Jeremy Hemsley	27		30	57	9	1				
Trey Kell	31	10	41	69	7		3		2	
Jalen McDaniels	7	15		16			10		8	
Matt Mitchell	6	3	3	18	2	1				
Max Montana	3	6	1	19	2					
Nolan Narain	1			2						
Malik Pope	19	32	10	49	6		9		9	
Kameron Rooks			1	5			3		1	
Jordan Schakel				1						
Adam Seiko										
Michael Sohikish										
Devin Watson	8		11	63	22	3				

DUNKS	SEASON	GM. HIGH
Malik Pope	27	4
Jalen McDaniels	26	5
Matt Mitchell	5	2
Nolan Narain	3	1
Trey Kell	2	1
Max Montana	1	1
TOTAL	64	8

TOP SCORING PERFORMANCES
31, Matt Mitchell vs. Eastern Illinois (11-20-17)
26, Devin Watson at San Diego (11-30-17)
23, Devin Watson vs. Washington State (11-26-17)
21, Matt Mitchell vs. UNLV* (2-17-18)
21, Malik Pope at Wyoming* (12-27-17)
20, Max Montana vs. Colorado State* (1-24-18)
20, Malik Pope vs. California (12-9-17)
20, Devin Watson vs. McNeese (11-17-17)
20, Malik Pope vs. San Diego Christian (11-10-17)
19, Jeremy Hemsley at UNLV* (1-27-18)
19, Devin Watson at Boise State* (1-13-18)
19, Jalen McDaniels at Colorado State* (1-2-18)
19, Trey Kell vs. Washington State (11-26-17)
18, Jalen McDaniels vs. UNLV* (2-17-18)
18, Nolan Narain vs. Wyoming* (2-14-18)
18, Malik Pope at Boise State* (1-13-18)
17, Trey Kell vs. Nevada* (3-3-18)
17, Matt Mitchell at Air Force* (2-21-18)
17, Max Montana vs. UNLV* (2-17-18)
17, Malik Pope vs. UNLV* (2-17-18)
17, Trey Kell vs. Colorado State* (1-24-18)
17, Max Montana vs. San José State* (1-9-18)
17, Malik Pope vs. San José State* (1-9-18)
17, Malik Pope vs. Eastern Illinois (11-20-17)

TOP REBOUNDING PERFORMANCES
13, Malik Pope at Nevada* (2-10-18)
13, Jalen McDaniels vs. Air Force* (2-3-18)
13, Jalen McDaniels vs. Fresno State* (1-17-18)
13, Jalen McDaniels vs. Sacramento State (11-24-17)
12, Jalen McDaniels vs. UNLV* (2-17-18)
12, Jalen McDaniels vs. Bradley (12-3-17)
11, Malik Pope vs. Eastern Illinois (11-20-17)
10, Jalen McDaniels vs. Boise State* (2-27-18)
10, Jalen McDaniels at San José State* (2-24-18)
10, Malik Pope at Fresno State* (2-6-18)
10, Jalen McDaniels at Wyoming* (12-27-17)
10, Jalen McDaniels vs. Gonzaga (12-21-17)
10, Trey Kell at Arizona State (11-14-17)
10, Jalen McDaniels at Colorado State* (1-2-18)

TOP ASSIST PERFORMANCES
9, Trey Kell vs. Nevada* (3-3-18)
9, Trey Kell at San José State* (2-24-18)
9, Devin Watson at Arizona State (11-14-17)
8, Trey Kell at Air Force* (2-21-18)
8, Devin Watson at Boise State* (1-13-18)
8, Devin Watson vs. McNeese (11-17-17)
7, Devin Watson at New Mexico* (1-20-18)
7, Trey Kell vs. San José State* (1-9-18)
7, Trey Kell vs. Eastern Illinois (11-20-17)
6, Trey Kell vs. UNLV* (2-17-18)
6, Trey Kell vs. Wyoming* (2-14-18)
6, Devin Watson vs. Colorado State* (1-24-18)
6, Devin Watson vs. San José State* (1-9-18)
6, Matt Mitchell vs. California (12-9-17)
6, Devin Watson vs. Washington State (11-26-17)
6, Jeremy Hemsley vs. San Diego Christian (11-10-17)

TOP 3-POINT FG PERFORMANCES
7, Matt Mitchell vs. Eastern Illinois (11-20-17)
5, Max Montana at San José State* (2-24-18)
5, Max Montana vs. UNLV* (2-17-18)
5, Max Montana vs. Colorado State* (1-24-18)
4, Matt Mitchell at Air Force* (2-21-18)
4, Jordan Schakel vs. Wyoming* (2-14-18)
4, Devin Watson at Boise State* (1-13-18)
4, Max Montana at Arizona State (11-14-17)

TOP STEALS
5, Devin Watson at San Diego (11-30-17)
4, Jalen McDaniels vs. San José State* (1-9-18)
4, Trey Kell vs. Washington State (11-26-17)
3, Matt Mitchell vs. Boise State* (2-27-18)
3, Trey Kell at San José State* (2-24-18)
3, Matt Mitchell vs. UNLV* (2-17-18)
3, Jalen McDaniels vs. Colorado State* (1-24-18)
3, Devin Watson vs. Sacramento State (11-23-17)
3, Matt Mitchell vs. Eastern Illinois (11-20-17)
3, Malik Pope at Arizona State (11-14-17)
3, Jeremy Hemsley vs. San Diego Christian (11-10-17)
3, Devin Watson vs. San Diego Christian (11-10-17)

GAMES MISSED	
Max Montana	5
Trey Kell	5
Michael Sohikish	2
Montaque Gill-Caesar	1
Jeremy Hemsley	1
Nolan Narain	1
Malik Pope	1
TOTAL	16

* - conference game. † - conference tournament game.

SEASON/CAREER HIGHS

#0 • DEVIN WATSON

	Season	Career
Points	26 at San Diego, 11-30-17	33 - two times
Rebounds	4 - eight times	8 vs. Coppin State, 12-18-15
Assists	9 at Arizona State, 11-14-17	9 at Arizona State, 11-14-17
Steals	5 at San Diego, 11-30-17	6 at Florida Gulf Coast, 11-25-14
Blocked Shots		
Minutes	40 at San Diego, 11-30-17	42 - two times
10+ Scoring Games	21 times (14-7)	63 times
20+ Scoring Games	3 times (2-1)	21 times
30+ Scoring Games		3 times

#2 • ADAM SEIKO

	Season/Career
Points	
Rebounds	
Assists	
Steals	
Blocked Shots	
Minutes	

#3 • TREY KELL

	Season	Career
Points	19 vs. Washington State, 11-26-17	27 vs. Fresno State*, 1-19-16
Rebounds	10 at Arizona State, 11-14-17	12 vs. Air Force*, 3-1-17
Assists	9 - two times	9 - two times
Steals	4 vs. Washington State, 11-26-17	5 - two times
Blocked Shots	1 - six times	2 - three times
Minutes	39 at San José State*, 2-24-18	39 at San José State*, 2-24-18
10+ Scoring Games	11 times (8-3)	68 times (51-17)
20+ Scoring Games		7 times (6-1)

#4 • MICHAEL SOHIKISH

	Season/Career
Points	4 vs. San Diego Christian, 11-10-17
Rebounds	1 vs. San Diego Christian, 11-10-17
Assists	1 - two times
Steals	1 - two times
Blocked Shots	
Minutes	6 vs. Sacramento State, 11-23-17

#5 • JALEN MCDANIELS

	Season/Career
Points	19 at Colorado State*, 1-2-18
Rebounds	13 - three times
Assists	3 - two times
Steals	4 vs. San José State*, 1-9-18
Blocked Shots	3 at San José State*, 2-24-18
Minutes	36 - two times
10+ Scoring Games	16 times (12-4)
10+ Rebounding Games	10 times (8-2)
Double-Doubles	8 times (7-1)

#10 • MAX MONTANA

	Season	Career
Points	20 vs. Colorado State*, 1-24-18	21 vs. Boise State*, 3-9-17
Rebounds	6 - three times	9 - two times
Assists	4 vs. Wyoming*, 2-14-18	4 vs. Wyoming*, 2-14-18
Steals	2 vs. San Diego Christian, 11-10-17	3 at UNLV*, 1-17-17
Blocked Shots	1 - two times	1 - 11 times
Minutes	24 - two times	34 at Boise State*, 1-7-17
10+ Scoring Games	7 times (6-1)	17 times

#11 • MATT MITCHELL

	Season/Career
Points	31 vs. Eastern Illinois, 11-20-17
Rebounds	9 vs. Washington State, 11-26-17
Assists	6 vs. California, 12-9-17
Steals	3 - two times
Blocked Shots	3 vs. Air Force*, 2-3-18
Minutes	36 vs. Gonzaga, 12-21-17
10+ Scoring Games	18 times (10-8)
20+ Scoring Games	1 time (1-0)

#20 • JORDAN SCHAKEL

	Season/Career
Points	14 vs. Wyoming*, 2-14-18
Rebounds	7 vs. Washington State, 11-26-17
Assists	2 - five times
Steals	2 vs. San José State*, 1-9-18
Blocked Shots	1 - three times
Minutes	26 vs. Washington State, 11-26-17
10+ Scoring Games	1 time (1-0)

#21 • MALIK POPE

	Season	Career
Points	21 at Wyoming*, 12-27-17	22 - two times
Rebounds	13 at Nevada*, 2-10-18	13 at Nevada*, 2-10-18
Assists	4 vs. Nevada*, 3-3-18	5 vs. UNLV*, 3-5-16
Steals	3 at Arizona State, 11-14-17	4 vs. Wyoming*, 1-31-17
Blocked Shots	4 - two times	4 - two times
Minutes	36 vs. California, 12-9-17	37 at New Mexico*, 3-1-16
10+ Scoring Games	20 times (12-8)	49 times (33-16)
20+ Scoring Games	3 times (1-2)	6 times (3-3)
Double-Doubles	2 times (1-1)	9 times (7-2)

#24 • NOLAN NARAIN

	Season	Career
Points	18 vs. Wyoming*, 2-14-18	18 vs. Wyoming*, 2-14-18
Rebounds	7 - two times	7 - two times
Assists	2 - two times	2 - two times
Steals	2 vs. Bradley, 12-3-17	2 vs. Bradley, 12-3-17
Blocked Shots	1 - three times	1 - three times
Minutes	24 vs. Sacramento State, 11-23-17	24 vs. Sacramento State, 11-23-17
10+ Scoring Games	2 times (1-1)	2 times (1-1)

#42 • JEREMY HEMSLEY

	Season	Career
Points	19 at UNLV*, 1-27-18	30 at Nevada*, 1-4-17
Rebounds	5 - two times	7 vs. San José State*, 1-10-17
Assists	6 vs. San Diego Christian, 11-10-17	9 vs. Savannah State, 11-28-16
Steals	3 vs. San Diego Christian, 11-10-17	4 at Wyoming*, 2-24-16
Blocked Shots	1 - two times	2 - four times
Minutes	32 - four times	38 vs. New Mexico*, 2-6-16
10+ Scoring Games	10 times (7-3)	56 times (38-18)
20+ Scoring Games		9 times (7-2)
30+ Scoring Games		1 time (0-1)

#45 • KAMERON ROOKS

	Season	Career
Points	12 vs. Nevada*, 3-3-18	15 vs. UC Irvine, 11-16-16
Rebounds	9 vs. Sacramento State, 11-23-17	14 at Washington, 2-18-16
Assists	2 at San Diego, 11-30-17	2 - three times
Steals	2 vs. McNeese, 11-17-17	2 - two times
Blocked Shots	3 - two times	4 - two times
Minutes	20 vs. McNeese, 11-17-17	34 vs. UC Irvine, 11-16-16
10+ Scoring Games	1 time (1-0)	5 times
10+ Rebounding Games		3 times
Double-Doubles		1 times

MISCELLANEOUS STATISTICS

San Diego State's Record When...

Category	2017-18 Season	Since 1999-2000	SDSU Streak	Note
Home	13-2	241-63	Won 6	SDSU is 69-11 in its last 80 home games and 45-6 in its last 51 MW home games (since Jan. 26, 2013)
Away	4-7	108-122	Won 2	SDSU is 59-36 in its last 95 road games; Aztecs are 58-28 in last 86 road games vs. non-AP top 25 teams
Neutral	2-1	57-33	Lost 1	Aztecs have won 35 of the last 53 games at neutral sites (35-18)
Scoring First	17-5		Won 6	SDSU is 134-39 in its last 173 games in which it has scored first
Opponent Scores First	2-5		Lost 4	SDSU is 73-31 in its last 104 games in which the opponent has scored first
Leading at Half	18-4	319-55	Won 8	SDSU is 80-12 in its last 92 games when ahead at half; 87-5 in last 92 at home when leading at half
Trailing at Half	1-4	70-156	Lost 4	SDSU is 6-15 the last 21 times trailing at the half and 32-44 since the start of '10-11
Tied at Half	0-2	16-8	Lost 2	SDSU is 7-5 in last 12 games that have been tied at half
Leading with 5:00 Left	18-4		Won 8	Won 271 of last 280; 164-game winning streak snapped vs. Boise State (2-27-16); Last loss before 164-game winning streak: at Wyoming (1-9-10)
Trailing with 5:00 Left	0-6		Lost 17	SDSU is 7-49 in its last 56; Last win: vs. Utah State (3-10-16)
Tied with 5:00 Left	1-0		Won 1	SDSU is 4-3 in last seven outings
In Overtime		22-14	Won 3	SDSU is 21-2 in its last 23 in OT; Last loss: at Cincinnati (12-17-14); Won last seven OT home games
SDSU Outrebounds Opp.	14-5	298-91	Won 4	SDSU is 45-12 in its last 57 and 155-31 in its last 186 games. Last loss: at Fresno State (2-6-18)
SDSU is Outrebounded	4-4	95-119	Won 2	SDSU is 44-34 in its last 78 games when outrebounded; Last win: vs. Boise State (2-27-18)
SDSU Commits Fewer TOs	14-2	242-69	Won 6	SDSU is 59-9 in its last 68 when committing fewer turnovers. Last loss: at Boise State (1-13-18)
Opp. Commits Fewer TOs	4-7	135-133	Won 1	SDSU is 67-41 in its last 108 games when committing more turnovers; Last win: vs. Wyoming (2-14-18)
SDSU More FT Attempts	15-1	298-76	Won 5	SDSU is 153-26 in its last 179 games in the category. Last loss: vs. Fresno State (1-17-18)
Opp. More FT Attempts	2-8	92-135	Won 1	SDSU is 45-39 in its last 84 games in this category. Last win: vs. Wyoming (2-14-18)
SDSU Shoots Better than Opp.	16-2	327-45	Won 7	SDSU is 18-2 in last 20; 179-12 in last 191 with higher FG pct. Last loss: at New Mexico (1-20-18)
Opp. Shoots Better than SDSU	2-8	72-171	Lost 5	SDSU is 36-56 since the start of '10-11 when the opponent has a higher FG pct.; Last win: vs. Gonzaga (12-21-17)
SDSU Shoots 50% or Better	7-0	136-14	Won 65	Won 65 straight; Last loss: at No. 15 UNM (2-6-10); Won 72 straight at home when FG pct. >= 50.0 pct. (last loss: UNLV, 1-26-02)
SDSU Shoots 40-50%	9-8	199-94	Won 3	Since March 3, 2010, SDSU is 104-26 overall and 55-7 at home
SDSU Shoots 40% or Less	3-2	70-111	Won 1	SDSU is 67-15 when shooting 38.9 pct. or better (since Jan. 31, 2015); SDSU is 70-5 since Feb. 22, 2012, at home when shooting at least 38.9 pct.
Opp. Shoots 50% or Better	0-4	24-64	Lost 6	Duke snapped streak of 41 straight SDSU foes to shoot less than 50 pct. in the '15 NCAA tourney
Opp. Shoots 40-50%	6-6	153-120	Won 2	Suffered seven losses last season. Last loss: at No. 23/23 Nevada (2-10-18)
Opp. Shoots 40% or Less	13-0	228-35	Won 14	SDSU is 222-30 in last 252 games. Last loss: at New Mexico (3-4-17)
SDSU Bench Outscores Opp.	13-4	238-88	Won 4	SDSU is 140-28 in this category since the beginning of the 2010-11 season; Aztecs are 108-24 in last 132 games
Opp. Bench Outscores SDSU	5-6	157-122	Won 1	SDSU is 61-40 in this category since the beginning of the 2010-11 season
SDSU Scores Less Than 60	0-1	37-79	Lost 2	SDSU is 23-29 in its last 52 games when scoring less than 60 points; Last win: vs. Air Force (3-1-17)
SDSU Scores At Least 60 & Less Than 70	2-4	111-88	Won 1	SDSU is 58-27 in its last 85 games. Last loss: at Fresno State (2-6-18)
SDSU Scores Between 70-79	8-3	156-32	Won 3	SDSU is 10-3 in last 13, 97-11 in its last 108 when scoring 70-79. Last loss: at New Mexico (1-20-18); 31-2 at home in last 33
SDSU Scores Between 80-89	5-2	74-18	Won 2	SDSU is 26-4 in its last 30 games when scoring between 80-89 points
SDSU Scores Between 90-99	4-0	24-2	Won 19	The Aztecs have won 19 straight games and are 24-2 since 1999-2000 in this category
SDSU Scores 100+		3-0	Won 26	The Aztecs have won 26 straight games when reaching triple digits
Opp. Scores Less Than 60	11-0	208-22	Won 13	SDSU is 135-12 in the category in last 147 games; Last loss: at Colorado State (2-25-17) SDSU is 112-4 the last 116 home games when holding the opponent to 60 points or less
Opp. Scores Less Than 50	1-0	69-4	Won 5	SDSU is 54-3 in last 57 in this category (at UW, 12-7-14; vs. Wyo., 3-14-15; Little Rock, 11-21-15)
Opp. Scores Between 50-59	9-0	137-18	Won 10	SDSU is 51-7 in last 58 games in this category; 56-2 in last 58 home games
Opp. Scores Between 60-69	4-1	127-59	Won 2	SDSU is 59-23 in the category since the start of 2010-11.
Opp. Scores Between 70-79	4-3	63-76	Won 2	SDSU is 20-24 in its last 44 games when allowing between 70-79 points
Opp. Scores Between 80-89	0-4	6-43	Lost 5	SDSU is 2-9 since the beginning of the 2010-11 season in this category.
Opp. Scores Between 90-99	0-2	1-16	Lost 2	SDSU snapped a 24-game losing streak in the category by winning at TCU (3-3-12)
Opp. Scores 100+		0-3	Lost 9	
Wearing Black	5-7		Won 3	SDSU is 21-20 in last 41 and 49-38 in its last 87 in the black uniforms; Last worn at home vs. UNLV (2-17-18)
Wearing Red			Won 1	Aztecs are 15-5 in their last 20 when wearing red since the start of 2010-11; Last worn: at San Jose St. (2-21-15)
Wearing White	13-3		Won 5	Last wore on the road at USD (11-30-17)
Wearing Retro White	3-1	6-3	Won 2	Wore vs. USD and vs. No. 2/3 Kansas in 2015-16; vs. Alabama State, Wyoming, Air Force in 2016-17; vs. Georgia and California, USU, CSU in 2017-18
Wearing Camouflage		0-1	Lost 1	SDSU lost to No. 9/9 Syracuse (11-11-12)
Wearing Pewter Gray		3-1	Won 2	Uniforms made its debut vs. USD (12-15-12); also worn against UNLV (1-16-13), FS (2-9-13), BSU (3-13-13)
Wearing Turquoise	1-0	4-0	Won 4	Uniforms made its debut vs. Bakersfield (11-20-14); Also worn vs. SD Christian (11-18-15), vs. Savannah St. (11-28-16), vs. McNeese (11-17-17)
On Monday	1-0		Won 4	Aztecs are 13-2 on Monday since the beginning of 2010-11
On Tuesday	3-2		Won 1	SDSU is 35-9 in its last 44 games played on Tuesday. Last loss: at Fresno State (2-6-18)
On Wednesday	3-2		Won 3	SDSU is 18-6 in last 24 and 48-14 in its last 62 games played on Wednesday
On Thursday	3-0		Won 11	Aztecs played just 25 Thursday games since the start of the 2010-11 season
On Friday	3-0		Won 3	SDSU is 26-5 in its last 31 games played on the day
On Saturday	5-5		Won 3	SDSU is 60-29 in its last 89 games played on Saturday
On Sunday	1-1		Won 1	The Aztecs have played only 22 Sunday games since the beginning of the 2010-11 campaign (14-8)
In November	6-2		Won 1	SDSU is 40-11 in November since the beginning of the 2010-11 campaign
In December	3-2		Won 1	The Aztecs are 47-11 in their last 58 games played in December. Last loss: at Wyoming (12-27-17)
In January	3-4		Lost 1	SDSU is 31-11 in last 42 and 47-15 in last 62 January games
In February	6-2		Won 5	SDSU is 33-15 in its last 48 games played during the month
In March	1-0		Won 1	The Aztecs are 47-17 in their last 64 March games

SAN DIEGO STATE CAREER RECORDS

Points

Rk	DI	Name	Years	GP	Points
1.	1.	Brandon Heath	04-05-06-07	125	2,189
2.	2.	Michael Cage	81-82-83-84	112	1,846
3.	3.	Anthony Watson	83-84-85-86	110	1,735
4.	4.	Chase Tapley	10-11-12-13	134	1,526
5.	-	Tony Pinkins	55-56-57	82	1,475
6.	5.	Winston Shepard	13-14-15-16	139	1,401
7.	-	Bob Brady	52-53-54	74	1,389
8.	6.	Trey Kell	15-16-17-18	130	1,336
9.	7.	Steve Copp	73-74-75-76	93	1,307
10.	8.	Billy White	08-09-10-11	134	1,294
11.	-	Al Skalecky	66-67-68	82	1,271
12.	9.	Tony Ross	87-88-89	85	1,259
13.	10.	Xavier Thames	12-13-14	97	1,232
14.	11.	Kyle Spain	06-07-08-09	115	1,230
15.	12.	Chad Nelson	94-95-96-97	112	1,225
16.	13.	Marcus Slaughter	04-05-06	87	1,211
17.	14.	Lorenzo Wade	07-08-09	92	1,200
18.	15.	Will Connelly	75-76-77	82	1,188
19.	-	Van Jacobsen	69-70-71	78	1,188
20.	16.	Jamaal Franklin	11-12-13	87	1,181
21.	17.	D.J. Gay	08-09-10-11	140	1,178
22.	-	Bernie Finlay	58-59-60	73	1,110
23.	18.	Myron Epps	99-00-01-02	113	1,090
24.	19.	Eddie Morris	80-81-82-83	105	1,089
25.	20.	Jeremy Hemsley	16-17-18	97	1,069
26.	21.	Malik Pope	15-16-17-18	121	1,058
27.	-	Danny Newport	54-55-56	76	1,048
28.	-	Milton Phelps	39-40-41	97	1,043
29.	-	Dave Miller	66-67-68	82	1,034
30.	22.	Leonard Allen	82-83-84-85	116	1,019
31.	23.	Tony Bland	02-03	63	1,012
	24.	Kim Goetz	78-79	54	1,005
	25.	Randy Holcomb	01-02	61	1,002
	26.	Kawhi Leonard	10-11	70	990

Scoring Average

Rk	DI	Name	Years	GP	PPG
1.	-	Bob Brady	52-53-54	74	18.8
2.	1.	Kim Goetz	78-79	54	18.6
3.	-	Tony Pinkins	55-56-57	83	18.1
4.	2.	Brandon Heath	04-05-06-07	125	17.51
5.	3.	Jason Richey	97-98	52	17.46
6.	4.	Michael Cage	81-82-83-84	112	16.5
7.	5.	Randy Holcomb	01-02	61	16.4
8.	6.	Tony Bland	02-03	63	16.1
9.	7.	Anthony Watson	83-84-85-86	110	15.8
10.	-	Al Skalecky	66-67-68	82	15.5
11.	-	Van Jacobsen	69-70-71	77	15.4
12.	8.	Chris McMurray	72-73	42	15.238
13.	9.	Steve Malovic	78-79	55	15.236
14.	-	Bernie Finlay	58-59-60	73	15.205
15.	10.	Mohamed Abukar	06-07	54	15.167
16.	-	Dick Maureau	61-62	49	15.1
17.	11.	Marty Dow	90-91	52	14.9
18.	12.	Jimmy Harris	71-72	54	14.814
19.	13.	Tony Ross	87-88-89	85	14.812
20.	14.	Zack Jones	81-82	54	14.7
21.	15.	Will Connelly	75-76-77	82	14.5
22.	-	Bob Lundgren	67-68	45	14.3
23.	16.	Kawhi Leonard	10-11	70	14.1
24.	17.	Steve Copp	73-74-75-76	93	14.054
25.	18.	Marcus Slaughter	04-05-06	87	13.919
	19.	Al Faux	01-02	57	13.84
	20.	Mitch McMullen	88-89	58	13.78
	21.	Matt Watts	98-99	53	13.7
	22.	Jamaal Franklin	11-12-13	87	13.6
	23.	Lorenzo Wade	07-08-09	92	13.0
	24.	Xavier Thames	12-13-14	97	12.701
	25.	Marc Carter	94-95	56	12.70

Rebounds

Rk	DI	Name	Years	GP	Rebs.
1.	1.	Michael Cage	81-82-83-84	112	1,317
2.	-	Al Skalecky	66-67-68	82	1,090
3.	2.	Marcus Slaughter	04-05-06	87	775
4.	-	Larry Meek	63-64-65	75	764
5.	3.	Steve Copp	73-74-75-76	93	737
6.	4.	Leonard Allen	82-83-84-85	116	724
7.	5.	Kawhi Leonard	10-11	70	716
8.	6.	Joel Kramer	74-76-77-79	99	711
9.	7.	Winston Shepard	13-14-15-16	139	708
10.	8.	Aerick Sanders	01-02-03-04	109	686
11.	9.	Skylar Spencer	13-14-15-16	144	652
12.	-	Noel Mickelsen	54-55-56	79	642
13.	10.	Will Connelly	75-76-77	82	641
14.	11.	Eddy Gordon	80-81-82-83	107	631
15.	12.	Malik Pope	15-16-17-18	121	615
16.	13.	Billy White	08-09-10-11	134	614
17.	14.	Jamaal Franklin	11-12-13	87	605
17.	-	Tony Pinkins	55-56-57	82	604
15.	Kyle Spain	06-07-08-09	115	596	
16.	Joe McNaull	91-92-93	86	572	
17.	Malcolm Thomas	10-11	71	561	
18.	Marcelo Correa	97-98-99-00-01	112	522	
19.	Myron Epps	99-00-01-02	113	508	
20.	JJ O'Brien	13-14-15	105	502	
21.	Chris McMurray	72-73	42	492	
23.	Steve Malovic	78-79	55	484	
24.	Randy Holcomb	01-02	61	481	
25.	Allen Bunting	74-75-76	78	456	

Rebound Average

Rk	DI	Name	Years	GP	RPG
1.	-	Al Skalecky	66-67-68	82	13.3
1.	Michael Cage	81-82-83-84	112	11.8	
2.	Kawhi Leonard	10-11	70	10.2	
3.	Marcus Slaughter	04-05-06	87	8.9	
4.	Steve Malovic	78-79	55	8.8	
5.	Marty Dow	90-91	52	8.0	
6.	Steve Copp	73-74-75-76	93	7.9247	
7.	Larry Jones	72-73	53	7.9245	
8.	Malcolm Thomas	10-11	71	7.90	
9.	Randy Holcomb	01-02	61	7.885	
10.	Will Connelly	75-76-77	82	7.817	
11.	Joel Kramer	74-76-77-78	99	7.2	
12.	Mitch McMullen	88-89	58	7.03	
13.	Jamaal Franklin	11-12-13	87	6.95	
14.	Leon Carter	95-96	57	6.93	
15.	John Anderson	73-74	52	6.8	
16.	Joe McNaull	91-92-93	86	6.7	
17.	Aerick Sanders	01-02-03-04	109	6.294	
18.	Roy Kruiswyk	97-98	55	6.290	
19.	Leonard Allen	82-83-84-85	116	6.24	
20.	Marc Carter	94-95	56	6.1	

Assists

Rk	Name	Years	GP	Assists
1.	Tony Gwynn	78-79-80-81	107	590
2.	Richie Williams	06-07-08-09	127	479
3.	Chad Nelson	94-95-96-97	112	412
4.	Brandon Heath	04-05-06-07	125	394
5.	Mark Delsman	74-75-76-77	109	376
6.	Anthony Watson	83-84-85-86	110	356
7.	Keith Smith	82-83	53	349
8.	D.J. Gay	08-09-10-11	140	344
9.	Deandre Moore	01-02-03	88	339
10.	Xavier Thames	12-13-14	97	316
11.	Winston Shepard	13-14-15-16	139	315
12.	Trey Kell	15-16-17-18	130	308
13.	Dean Decker	77-78	56	307
14.	Chase Tapley	10-11-12-13	134	303

15.	Ray Leary	74-75-76	76	279
16.	Lorenzo Wade	07-08-09	92	275
17.	Mike Dodd	76-77-78-79	91	271
18.	Creon Darsey	85-86	59	263
19.	Bryan Williams	88-89	48	243
20.	Michael Best	89-90	56	238
21.	Tony Bland	02-03	63	213
22.	Arthur Massey	90-91	59	212
23.	Jeff Konek	85	57	211
24.	Jeremy Hemsley	16-17-18	91	189
24.	David Abramowitz	99-00-01	79	189

Assist Average

Rk	Name	Years	GP	APG
1.	Keith Smith	82-83	53	6.6
2.	Tony Gwynn	78-79-80-81	107	5.51
3.	Dean Decker	77-78	56	5.48
4.	Creon Darsey	85-86	59	4.5
5.	Michael Best	89-90	56	4.3
6.	Deandre Moore	01-02-03	88	3.85
7.	Richie Williams	06-07-08-09	127	3.77
8.	Jeff Konek	85	57	3.702
9.	Chad Nelson	94-95-96-97	112	3.679
10.	Ray Leary	74-75-76	76	3.671

Field Goals

Rk	DI	Name	Years	GP	FG
1.	1.	Brandon Heath	04-05-06-07	125	749
2.	2.	Anthony Watson	83-84-85-86	110	702
3.	3.	Michael Cage	81-82-83-84	112	679
4.	4.	Chase Tapley	10-11-12-13	134	573
5.	5.	Billy White	08-09-10-11	134	529
6.	6.	Steve Copp	73-74-75-76	93	507
7.	-	Tony Pinkins	55-56-57	82	495
8.	7.	Eddie Morris	80-81-82-83	105	483
9.	-	Al Skalecky	66-67-68	82	481
10.	8.	Will Connelly	75-76-77	82	477
11.	9.	Winston Shepard	13-14-15-16	139	466
12.	-	Bob Brady	52-53-54	74	461
13.	10.	Van Jacobsen	69-70-71	78	457
14.	11.	Lorenzo Wade	07-08-09	92	448
15.	12.	Trey Kell	15-16-17-18	130	439
16.	13.	Kim Goetz	78-79	54	435
14.	Tony Ross	87-88-89	85	413	
15.	Myron Epps	99-00-01-02	113	407	
16.	Joel Kramer	74-76-77-78	99	406	
17.	Marcus Slaughter	04-05-06	87	403	
18.	Malik Pope	15-16-17-18	121	401	
19.	Leonard Allen	82-83-84-85	116	396	
20.	Mike Dodd	76-77-78-79	91	392	
21.	Randy Holcomb	01-02	61	383	

Field Goal Attempts

Rk	Name	Years	GP	FGA
1.	Brandon Heath	04-05-06-07	125	1,815
2.	Anthony Watson	83-84-85-86	110	1,576
3.	Chase Tapley	10-11-12-13	134	1,247
4.	Michael Cage	81-82-83-84	112	1,238
5.	Winston Shepard	13-14-15-16	139	1,164
6.	Trey Kell	15-16-17-18	130	1,161
7.	Steve Copp	73-74-75-76	93	1,126
8.	Eddie Morris	80-81-82-83	105	1,098
9.	D.J. Gay	08-09-10-11	140	1,046
10.	Will Connelly	75-76-77	82	1,020
11.	Lorenzo Wade	07-08-09	92	977
12.	Xavier Thames	12-13-14	97	949
13.	Tony Ross	87-88-89	85	933
14.	Kyle Spain	06-07-08-09	115	912
15.	Billy White	08-09-10-11	134	881
16.	Malik Pope	15-16-17-18	121	876
17.	Jeremy Hemsley	16-17-18	97	865
18.	Jamaal Franklin	11-12-13	87	857

SAN DIEGO STATE CAREER RECORDS (CONT.)

19.	Kim Goetz	78-79	54	852
20.	Marcus Slaughter	04-05-06	87	844
21.	Kavhi Leonard	10-11	70	840

Field Goal Percentage

minimum 500 career attempts

Rk	DI	Name	Years	FG/FGA	FG%
1.	1.	Billy White	08-09-10-11	529/881	60.0
2.	2.	Leonard Allen	82-83-84-85	396/692	57.2
3.	3.	Mitch McMullen	88-89	296/527	56.2
4.	4.	Marty Dow	90-91	309/557	55.5
5.	5.	Steve Malovic	78-79	337/609	55.3
6.	-	Danny Newport	54-55-56	379/686	55.2
7.	6.	Michael Cage	81-82-83-84	679/1,238	54.8
8.	7.	Aerick Sanders	01-02-03-04	334/619	53.958
9.	8.	Malcolm Thomas	10-11	298/553	53.89
10.	9.	Mike Mackell	02-03	291/543	53.6
11.	10.	Joe McNaull	91-92-93	333/627	53.1
12.	11.	Joel Kramer	74-76-77-78	406/779	52.1
13.	12.	Mike Dodd	76-77-78-79	392/758	51.7
14.	13.	Kim Goetz	78-79	435/852	51.1
15.	14.	Myron Epps	99-00-01-02	407/803	50.7
16.	15.	Marcelo Correa	97-98-99-00-01	273/546	50.0
17.	16.	Jimmy Wilkins	71-72	253/517	48.9
18.	17.	Zach Jones	81-82	323/668	48.4
19.	18.	JJ O'Brien	13-14-15	361/751	48.1
20.	19.	Mohamed Abukar	06-07	303/634	47.8
21.	20.	Marcus Slaughter	04-05-06	403/844	47.7

Three-Point Field Goals

in existence since 1986-87 season

Rk	Name	Years	GP	3FG
1.	Brandon Heath	04-05-06-07	125	281
2.	Tony Ross	87-88-89	85	270
3.	Chase Tapley	10-11-12-13	134	223
4.	D.J. Gay	08-09-10-11	140	219
5.	John Sharper	03-04-05-06	119	166
6.	Trey Kell	15-16-17-18	130	147
7.	Matt Shrigley	14-15-16-17	113	138
8.	Jason Richey	97-98	52	136
9.	Kyle Spain	06-07-08-09	115	130
10.	James Rahon	11-12-13	100	129
11.	Chad Nelson	94-95-96-97	112	122
12.	Jeremy Hemsley	16-17-18	97	117
13.	Xavier Thames	12-13-14	97	114
14.	Richie Williams	06-07-08-09	127	112
15.	Michael Best	89-90	56	107
16.	Al Faux	01-02	57	106
17.	Jamaal Franklin	11-12-13	87	100
18.	David Abramowitz	99-00-01	79	98
19.	Malik Pope	15-16-17-18	121	92
20.	Max Montana	17-18	51	90
21.	Deandre Moore	01-02-03	88	84

Three-Point Field Goal Atts.

in existence since 1986-87 season

Rk	Name	Years	GP	3FGA
1.	Brandon Heath	04-05-06-07	125	798
2.	D.J. Gay	08-09-10-11	140	607
3.	Tony Ross	87-88-89	85	589
4.	Chase Tapley	10-11-12-13	134	565
7.	Trey Kell	15-16-17-18	130	471
5.	Matt Shrigley	14-15-16-17	113	420
6.	John Sharper	03-04-05-06	119	412
8.	Jason Richey	97-98	52	381
9.	James Rahon	11-12-13	100	368
10.	Jeremy Hemsley	16-17-18	97	339
11.	Chad Nelson	94-95-96-97	112	337
12.	Kyle Spain	06-07-08-09	115	332
13.	Jamaal Franklin	11-12-13	87	328
14.	Xavier Thames	12-13-14	97	320
15.	Richie Williams	06-07-08-09	127	303
16.	Michael Best	89-90	56	292

17.	David Abramowitz	99-00-01	79	284
18.	Kelvin Davis	08-09-10	74	259
19.	Al Faux	01-02	57	256
20.	Max Montana	17-18	51	253
20.	Berry Randle	93-94-95-96	113	253

Malik Pope 15-16-17-18 121 240

Three-Point Field Goal Percentage

minimum 40 career three-point field goals

Rk	Name	Years	3FG/3FGA	3FG%
1.	Tony Ross	87-88-89	270/589	45.84
2.	Al Faux	01-02	106/256	41.41
3.	John Sharper	03-04-05-06	166/412	40.29
4.	Steve Sir	03-04	47/118	39.83
5.	Chase Tapley	10-11-12-13	223/565	39.47
6.	Kyle Spain	06-07-08-09	130/332	39.16
7.	Malik Pope	15-16-17-18	92/240	38.33
8.	Richie Williams	06-07-08-09	112/303	36.96
9.	Michael Best	89-90	107/292	36.64
10.	Tony Clark	92-93	52/142	36.62
11.	Chad Nelson	94-95-96-97	122/337	36.20
12.	D.J. Gay	08-09-10-11	219/607	36.08
13.	Aqeel Quinn	14-15	82/228	35.96
14.	Max Montana	17-18	90/253	35.57
15.	Jason Richey	97-98	136/381	35.70
16.	Xavier Thames	12-13-14	114/320	35.63
17.	Brandon Heath	04-05-06-07	281/798	35.21
18.	Deandre Moore	01-02-03	84/239	35.15
19.	James Rahon	11-12-13	129/368	35.05

Jeremy Hemsley 16-17-18 117/339 34.51

Free Throws

Rk	DI	Name	Years	GP	FT
1.	1.	Michael Cage	81-82-83-84	112	488
2.	-	Tony Pinkins	55-56-57	82	485
3.	-	Bob Brady	52-53-54	74	467
4.	2.	Winston Shepard	13-14-15-16	139	428
4.	2.	Chad Nelson	94-95-96-97	112	415
6.	4.	Brandon Heath	04-05-06-07	125	410
7.	5.	Marcus Slaughter	04-05-06	87	388
8.	6.	Xavier Thames	12-13-14	97	372
9.	-	Bernie Finlay	58-59-60	73	352
10.	7.	Jamaal Franklin	11-12-13	87	349
11.	8.	Kyle Spain	06-07-08-09	115	336
12.	9.	Anthony Watson	83-84-85-86	110	331
13.	10.	Trey Kell	15-16-17-18	130	311
14.	-	Al Skalecky	66-67-68	82	309
15.	11.	Courie Miller	90-91-92-93-94	101	302
16.	12.	Steve Copp	73-74-75-76	93	293
17.	-	Danny Newport	54-55-56	76	290
18.	13.	Myron Epps	99-00-01-02	113	274
19.	14.	Tony Gwynn	78-79-80-81	107	245
20.	15.	Lorenzo Wade	07-08-09	92	240
16.	Will Connelly	75-76-77	82	234	
17.	Tony Bland	02-03	63	233	
18.	Leonard Allen	82-83-84-85	116	227	
19.	Billy White	08-09-10-11	134	221	
20.	Jeremy Hemsley	16-17-18	97	218	
20.	Jason Richey	97-98	52	218	

Free Throws Attempted

DI	Name	Years	GP	FTA
1.	Michael Cage	81-82-83-84	112	667
2.	Winston Shepard	13-14-15-16	139	653
3.	Marcus Slaughter	04-05-06	87	530
4.	Brandon Heath	04-05-06-07	125	524
5.	Chad Nelson	94-95-96-97	112	519
6.	Myron Epps	99-00-01-02	113	466
7.	Jamaal Franklin	11-12-13	87	446
7.	Anthony Watson	83-84-85-86	110	446
9.	Xavier Thames	12-13-14	97	443

10.	Trey Kell	15-16-17-18	130	439
10.	Steve Copp	73-74-75-76	93	439
12.	Kyle Spain	06-07-08-09	115	434
13.	Courtie Miller	90-91-92-93-94	101	398
14.	Will Connelly	75-76-77	82	376
15.	Leonard Allen	82-83-84-85	116	369
16.	Mitch McMullen	88-89	58	356
17.	Lorenzo Wade	07-08-09	92	341
18.	Tony Bland	02-03	63	340
19.	Tony Gwynn	78-79-80-81	107	334
20.	Billy White	08-09-10-11	134	332

Jeremy Hemsley 16-17-18 97 319

Free-Throw Percentage

minimum 40 career free throws

Rk	DI	Name	Years	FT/FTA	FT%
1.	1.	Kim Goetz	78-79	135/158	85.44
2.	-	Mike Spigler	69-70	112/134	83.58
3.	2.	LaBradford Franklin	11-12-13	45/54	83.33
4.	3.	Xavier Thames	12-13-14	372/449	82.85
5.	4.	Steve Malovic	78-79	164/199	82.41
6.	5.	Mohamed Abukar	06-07	186/226	82.30
7.	6.	Jason Richey	97-98	218/271	80.44
8.	7.	Tony Ross	87-88-89	163/203	80.30
9.	8.	Chad Nelson	94-95-96-97	415/519	79.96
10.	9.	Jalen McDaniels	18	72/91	79.12
11.	10.	Max Montana	17-18	51/65	78.46
12.	11.	Matt Mitchell	18	58/74	78.38
13.	12.	Jamaal Franklin	11-12-13	349/446	78.25
14.	13.	Brandon Heath	04-05-06-07	410/524	78.24
15.	14.	Mike Dodd	76-77-78-79	144/185	77.84
16.	-	Bernie Finlay	58-59-60	352/453	77.70
17.	15.	Kyle Spain	06-07-08-09	336/434	77.42
18.	16.	Chris McMurray	72-73	130/169	76.92
19.	17.	Joel Kramer	74-76-77-78	137/179	76.54
18.	Jimmy Wilkins	71-72	149/195	76.41	
19.	Chase Tapley	10-11-12-13	157/206	76.21	

Devin Watson 18 85/112 75.89

Blocks

since 1978-79 season

Rk	Name	Years	GP	Bk.
1.	Skyler Spencer	13-14-15-16	144	303
2.	Leonard Allen	82-83-84-85	116	214
3.	Malcolm Thomas	10-11	71	127
4.	Michael Cage	81-82-83-84	112	118
5.	Joe McNaull	91-92-93	86	114
6.	Malik Pope	15-16-17-18	121	108
7.	Aerick Sanders	01-02-03-04	109	105
8.	Billy White	08-09-10-11	134	102
9.	Marcelo Correa	97-98-99-00-01	112	100
10.	Marcus Slaughter	04-05-06	87	78
11.	Lorenzo Wade	07-08-09	92	72
12.	Eddy Gordon	80-81-82-83	107	71
13.	Marty Dow	90-91	52	68
13.	Rodney Hawkins	86-87-88	70	68
15.	Dakarai Allen	14-15-16-17	133	66
16.	Leon Carter	95-96	57	58
17.	Marc Carter	94-95	56	55
18.	Chase Tapley	10-11-12-13	134	54
19.	Valentine Izundu	17	30	53
20.	Jamaal Franklin	11-12-13	87	51
20.	Randy Holcomb	01-02	61	51
20.	Courtie Miller	90-91-92-93-94	101	51

Steals

since 1978-79 season

Rk	Name	Years	GP	Steals
1.	Richie Williams	06-07-08-09	127	246
2.	Brandon Heath	04-05-06	125	217
3.	Anthony Watson	83-84-85-86	110	192

SAN DIEGO STATE CAREER RECORDS (CONT.)

4.	Chase Tapley	10-11-12-13	134	187
5.	Chad Nelson	94-95-96-97	112	175
6.	Billy White	08-09-10-11	134	149
7.	Tony Gwynn	78-79-80-81	107	141
8.	Kyle Spain	06-07-08-09	115	137
9.	Eddie Morris	80-81-82-83	105	131
10.	D.J. Gay	08-09-10-11	140	126
10.	Matt Watts	98-99	53	126
10.	Michael Best	89-90	56	126
10.	Michael Cage	81-82-83-84	112	126
14.	Lorenzo Wade	07-08-09	92	125
15.	Trey Kell	15-16-17-18	130	122
16.	Dakarai Allen	14-15-16-17	133	121
17.	Xavier Thames	12-13-14	97	120
18.	Deandre Moore	01-02-03	88	114
19.	Eddy Gordon	80-81-82-83	107	111
20.	Creon Dorsey	85-86	59	109

Games Played

Rk	DI	Name	Years	GP
1.	1.	Skylar Spencer	13-14-15-16	144
2.	2.	D.J. Gay	08-09-10-11	140
3.	3.	Winston Shepard	13-14-15-16	139
4.	4.	Chase Tapley	10-11-12-13	134
4.	4.	Billy White	08-09-10-11	134
6.	6.	Dakarai Allen	14-15-16-17	133
7.	7.	Trey Kell	15-16-17-18	130
8.	8.	Richie Williams	06-07-08-09	127
9.	9.	Brandon Heath	04-05-06-07	125
10.	10.	Matt Thomas	05-06-07-08-09	124
11.	11.	Malik Pope	15-16-17-18	121
12.	12.	John Sharper	03-04-05-06	119
13.	13.	Leonard Allen	82-83-84-85	116
14.	14.	Kyle Spain	06-07-08-09	115
15.	15.	Matt Shrigley	14-15-16-17	113
15.	15.	Myron Epps	99-00-01-02	113
15.	15.	Berry Randle	93-94-95-96	113
		18. Marcelo Correa	97-98-99-00-01	112
		18. Chad Nelson	94-95-96-97	112
		18. Michael Cage	81-82-83-84	112

Games Started

since 1978-79				
Rk	Name	Years	GP	GS
1.	Billy White	08-09-10-11	134	124
2.	D.J. Gay	08-09-10-11	140	120
2.	Brandon Heath	04-05-06-07	125	120
4.	Chase Tapley	10-11-12-13	134	114
5.	Michael Cage	81-82-83-84	112	112
6.	Leonard Allen	82-83-84-85	116	110
7.	Richie Williams	06-07-08-09	127	109
8.	Trey Kell	15-16-17-18	130	108
9.	JJ O'Brien	13-14-15	105	104
10.	Chad Nelson	94-95-96-97	112	103
11.	Skylar Spencer	13-14-15	144	102
12.	Winston Shepard	13-14-15	139	101
13.	Kyle Spain	06-07-08-09	115	95
14.	Anthony Watson	83-84-85-86	110	93
15.	Xavier Thames	12-13-14	97	91
15.	Marcelo Correa	97-98-99-00-01	112	91
17.	Myron Epps	99-00-01-02	113	81
18.	Marcus Slaughter	04-05-06	87	74
19.	Lorenzo Wade	07-08-09	92	73
19.	Deandre Moore	01-02-03	88	73

Consecutive Games Started

since 1980-81 season				
Rk	Name	Years	GP	CGS
1.	Michael Cage	81-82-83-84	112	112
2.	Chad Nelson	94-95-96-97	112	103
3.	Brandon Heath	04-05-06-07	125	85
4.	Skylar Spencer	13-14-15-16	144	76
5.	D.J. Gay	08-09-10-11	140	71

6.	Leonard Allen	82-83-84-85	116	70
7.	Malcolm Thomas	10-11	71	68
8.	Trey Kell	15-16-17	106	66
9.	Kawhi Leonard	10-11	70	64
10.	Winston Shepard	13-14-15-16	139	62
10.	JJ O'Brien	13-14-15	105	62
12.	Randy Holcomb	01-02	61	61
13.	Aerick Sanders	01-02-03-04	109	60
14.	Myron Epps	99-00-01-02	113	58
15.	Chris Walters	1993-94	57	57
15.	Joe McNaull	91-92-93	86	57
17.	Jamaal Franklin	11-12-13	87	55
17.	Kevin Betts	97-98	55	55
17.	Anthony Watson	83-84-85-86	110	55

Minutes Played

since 1978-79 season				
Rk	Name	Years	GP	Min.
1.	Brandon Heath	04-05-06-07	125	4,275
2.	Michael Cage	81-82-83-84	112	4,262
3.	D.J. Gay	08-09-10-11	140	4,222
4.	Chase Tapley	10-11-12-13	134	3,813
5.	Richie Williams	06-07-08-09	127	3,780
6.	Chad Nelson	94-95-96-97	103	3,692
7.	Winston Shepard	13-14-15-16	139	3,583
8.	Billy White	08-09-10-11	134	3,532
9.	Trey Kell	15-16-17-18	130	3,505
10.	Anthony Watson	83-84-85-86	110	3,330
11.	Leonard Allen	82-83-84-85	116	3,191
12.	Skylar Spencer	13-14-15-16	144	3,100
13.	JJ O'Brien	13-14-15	105	3,077
14.	Xavier Thames	12-13-14	97	3,035
15.	Myron Epps	99-00-01-02	113	2,971
16.	Kyle Spain	06-07-08-09	115	2,948
17.	Lorenzo Wade	07-08-09	92	2,911
18.	Marcus Slaughter	04-05-06	87	2,659
19.	Eddie Morris	80-81-82-83	105	2,627
20.	Malik Pope	15-16-17-18	121	2,619
21.	Marcelo Correa	97-98-99-00-01	112	2,594

	Jeremy Hemsley	16-17-18	97	2,549

Efficiency Points

since 1978-79 season				
Rk	Name	Years	GP	Eff. Pts.
1.	Michael Cage	81-82-83-84	112	2,534
2.	Brandon Heath	04-05-06-07	125	1,652
3.	Billy White	08-09-10-11	134	1,635
4.	Chase Tapley	10-11-12-13	134	1,574
5.	Marcus Slaughter	04-05-06	87	1,495
6.	Steve Copp	73-74-75-76	93	1,450
7.	Joel Kramer	74-76-77-78	99	1,407
8.	Leonard Allen	82-83-84-85	116	1,395
9.	Chad Nelson	94-95-96-97	112	1,351
10.	Winston Shepard	13-14-15-16	139	1,343
11.	Anthony Watson	83-84-85-86	110	1,337
12.	Kawhi Leonard	10-11	70	1,322
13.	Kyle Spain	06-07-08	115	1,308
14.	Aerick Sanders	01-02-03-04	109	1,276
15.	Jamaal Franklin	11-12-13	87	1,282
16.	Skylar Spencer	13-14-15-16	144	1,252
17.	Malik Pope	15-16-17-18	121	1,251
18.	Lorenzo Wade	07-08-09	92	1,244
19.	Trey Kell	15-16-17-18	130	1,239
20.	Richie Williams	06-07-08-09	127	1,220
21.	Will Connelly	75-76-77	82	1,216
22.	Malcolm Thomas	10-11	71	1,153
23.	Xavier Thames	12-13-14	97	1,139
24.	Steve Malovic	78-79	55	1,137

Efficiency Average

min. 50 games; since 1978-79 season				
Rk	Name	Years	GP	EPG

1.	Michael Cage	81-82-83-84	112	22.63
2.	Steve Malovic	78-79	55	20.67
3.	Kawhi Leonard	10-11	70	18.89
4.	Marty Dow	90-91	52	17.52
5.	Marcus Slaughter	04-05-06	87	17.18
6.	Malcolm Thomas	10-11	71	16.24
7.	Kim Goetz	78-79	54	16.09
8.	Steve Copp	73-74-75-76	93	15.59
9.	Randy Holcomb	01-02	61	15.34
10.	Will Connelly	75-76-77	82	14.83
11.	Jamaal Franklin	11-12-13	87	14.74
12.	Jason Richey	97-98	52	14.40
13.	Joel Kramer	74-76-77-78	99	14.21
14.	Mohamed Abukar	06-07	54	14.20
15.	Leon Carter	95-96	57	13.82
16.	Mitch McMullen	88-89	58	13.78
17.	Lorenzo Wade	07-08-09	92	13.52
18.	Tony Bland	02-03	63	13.27
19.	Brandon Heath	04-05-06-07	125	13.22
20.	Kevin Betts	97-98	55	13.14

Points-Rebounds-Assists

since 1972-73 season				
Rk	Name	Years	GP	PRA
1.	Michael Cage	81-82-83-84	112	3,261
2.	Brandon Heath	04-05-06-07	125	3,002
3.	Anthony Watson	83-84-85-86	110	2,453
4.	Winston Shepard	13-14-15-16	139	2,424
5.	Chase Tapley	10-11-12-13	134	2,238
6.	Trey Kell	15-16-17-18	130	2,134
7.	Steve Copp	73-74-75-76	93	2,215
8.	Marcus Slaughter	04-05-06	87	2,099
9.	Billy White	08-09-10-11	134	2,069
10.	Chad Nelson	94-95-96-97	112	2,007
11.	Kyle Spain	06-07-08-09	115	1,959
12.	Jamaal Franklin	11-12-13	87	1,952
13.	Lorenzo Wade	07-08-09	92	1,918
14.	Will Connelly	75-76-77	82	1,901
15.	Kawhi Leonard	10-11	70	1,862
16.	Xavier Thames	12-13-14	97	1,833
17.	Joel Kramer	74-76-77-78	99	1,822
18.	Richie Williams	06-07-08-09	127	1,807
19.	D.J. Gay	08-09-10-11	140	1,783
20.	Malik Pope	15-16-17-18	121	1,781
21.	Leonard Allen	82-83-84-85	116	1,765

Victories

since 1975-76				
Rk	Name	Years	GP	Wins
1.	Skylar Spencer	13-14-15-16	144	109
2.	D.J. Gay	08-09-10-11	140	105
3.	Winston Shepard	13-14-15-16	139	104
4.	Chase Tapley	10-11-12-13	134	103
5.	Billy White	08-09-10-11	134	101
6.	Dakarai Allen	14-15-16-17	133	99
7.	Trey Kell	15-16-17-18	130	89
8.	Matt Shrigley	14-15-16-17	113	85
8.	Tim Shelton	08-09-10-11-12	109	85
8.	Richie Williams	06-07-08-09	127	85
11.	Malik Pope	15-16-17-18	121	83
12.	JJ O'Brien	13-14-15	105	80
12.	Kyle Spain	06-07-08-09	115	80
14.	James Rahon	11-12-13	100	78
15.	Leonard Allen	82-83-84-85	116	76
16.	Xavier Thames	12-13-14	97	75
17.	Matt Thomas	05-06-07-08-09	124	74
18.	Brandon Heath	04-05-06-07	125	71
19.	Jamaal Franklin	11-12-13	87	68
20.	Michael Cage	81-82-83-84	112	68

--- Jeremy Hemsley 16-17-18 97 64

Conference Victories

SAN DIEGO STATE CAREER RECORDS (CONT.)

<i>since 1975-76</i>				
Rk	Name	Years	CGP	Wins
1.	Winston Shepard	13-14-15-16	70	55
1.	Skylar Spencer	13-14-15-16	70	55
3.	Dakarai Allen	14-15-16-17	68	51
4.	Matt Shrigley	14-15-16-17	64	49
5.	Trey Kell	15-16-17-18	68	48
5.	Malik Pope	15-16-17-18	67	48
7.	D.J. Gay	08-09-10-11	64	45
8.	Billy White	08-09-10-11	56	43
9.	Chase Tapley	10-11-12-13	59	41
10.	JJ O'Brien	13-14-15	51	39
10.	Richie Williams	06-07-08-09	60	39
12.	Kyle Spain	06-07-08-09	51	36
12.	Leonard Allen	82-83-84-85	64	36
14.	Jeremy Hemsley	16-17-18	52	35
15.	Xavier Thames	12-13-14	44	33
15.	Michael Cage	81-82-83-84	64	33
17.	Matt Thomas	05-06-07-08-09	59	32
17.	Brandon Heath	04-05-06-07	60	32
17.	Anthony Watson	83-84-85-86	64	32
20.	James Rahon	11-12-13	44	31
21.	Angelo Chol	15-16	36	30
21.	Ageel Quinn	14-15	36	30
21.	Tim Shelton	08-09-10-11-12	43	30

SAN DIEGO STATE SINGLE-SEASON RECORDS (CONT.)

21.	James Rahon (So.)	53	11
22.	Max Hoetzel (So.)	52	17
23.	Jamaal Franklin (So.)	51	12
23.	Michael Best (Sr.)	51	89
25.	Derric Croft (Sr.)	49	94

	Matt Mitchell (Fr.)	45	18
	Devin Watson (Sr.)	42	18
	Max Montana (Sr.)	38	18

Three-Pt. Field Goal Atts.

in existence since 1986-87 season

Rk	Name (Class)	3FGA	Yr.
1.	Brandon Heath (Sr.)	247	07
2.	Brandon Heath (Sr.)	240	06
3.	Tony Ross (Fr.)	223	87
4.	Tony Ross (So.)	213	88
5.	D.J. Gay (Sr.)	204	11
6.	Jason Richey (Sr.)	202	98
7.	John Sharper (Sr.)	188	06
8.	Chase Tapley (Sr.)	186	13
9.	Trey Kell (So.)	185	16
10.	Josko Visnjic (Sr.)	179	98
10.	Jason Richey (Sr.)	179	97
12.	Chase Tapley (Sr.)	178	12
13.	Michael Best (Sr.)	173	90
14.	Kyle Spain (Sr.)	171	09
15.	Xavier Thames (Sr.)	164	14
16.	Al Faux (Sr.)	161	02
17.	D.J. Gay (Sr.)	160	10
17.	Brandon Heath (Fr.)	160	04
18.	Jamaal Franklin (So.)	157	12
20.	Tony Ross (Sr.)	153	89
21.	Derric Croft (Sr.)	152	94
22.	Brandon Heath (So.)	151	05
23.	Jeremy Hemsley (So.)	150	17
23.	Max Hoetzel (So.)	150	17
23.	Jamaal Franklin (Sr.)	150	13

	Matt Mitchell (Fr.)	125	18
	Devin Watson (Sr.)	112	18
	Max Montana (Sr.)	103	18

Three-Point FG Pct.

min 20 3FGs; in existence since 1986-87 season

Rk	Name (Class)	Pct.	Yr.
1.	Jason Hamilton (Fr.)	50.0	93
2.	Tony Ross (So.)	46.9	88
3.	Chad Nelson (Fr.)	46.7	94
4.	Tony Ross (Fr.)	46.6	87
5.	Richie Williams (So.)	45.8	07
6.	James Rahon (So.)	43.4	11
7.	Chase Tapley (Sr.)	43.3	12
8.	Tony Ross (Sr.)	43.1	89
9.	Michael Best (Sr.)	42.9	89
10.	Al Faux (Sr.)	42.1	01
11.	John Sharper (Sr.)	42.0	06
12.	Al Faux (Sr.)	41.0	02
13.	Brady Trenkle (So.)	40.84	97
14.	Brandon Heath (Sr.)	40.83	06
15.	Steve Sir (Fr.)	40.4	03
16.	John Sharper (So.)	40.0	04
17.	Malik Pope (Sr.)	39.21	17
18.	Kyle Spain (Sr.)	39.18	09
19.	Deandre Moore (Sr.)	39.0	02
20.	Kyle Spain (Sr.)	38.6	08
21.	Devin Watson (Sr.)	38.5	18
22.	Trey Kell (So.)	38.4	16
23.	Jordan Schakel (Fr.)	38.3	18
24.	D.J. Gay (Sr.)	38.1	10
25.	Chase Tapley (So.)	38.0	11

	Devin Watson (Sr.)	37.5	18

	Max Montana (Sr.)	36.9	18
	Jordan Schakel (Fr.)	36.5	18
	Matt Mitchell (Fr.)	36.0	18

Free Throws

Rk	DI	Name (Class)	FT	Yr.
1.	-	Bob Brady (Sr.)	213	53
2.	1.	Xavier Thames (Sr.)	196	14
3.	2.	Marcus Slaughter (Sr.)	192	06
4.	3.	Michael Cage (Sr.)	186	84
4.	-	Bernie Finlay (Sr.)	186	60
6.	4.	Jamaal Franklin (Sr.)	180	13
7.	-	Tony Pinkins (So.)	170	55
8.	5.	Michael Cage (Sr.)	165	83
8.	-	Tony Pinkins (Sr.)	165	57
10.	6.	Jamaal Franklin (So.)	160	12
-	-	Tony Pinkins (Sr.)	150	56
-	-	Bob Brady (Sr.)	145	54
7.	7.	Chad Nelson (Sr.)	142	97
8.	8.	Marcus Slaughter (So.)	141	05
9.	9.	Anthony Watson (Sr.)	138	86
10.	10.	Winston Shepard (Sr.)	137	16
10.	10.	Kyle Spain (Sr.)	137	09
10.	10.	Leonard Allen (Sr.)	137	85
13.	13.	Brandon Heath (So.)	132	05
14.	14.	John Martens (Sr.)	130	86
15.	15.	Jason Richey (Sr.)	122	97
15.	15.	Chad Nelson (So.)	122	95
17.	17.	Tony Bland (Sr.)	120	02
18.	18.	Lorenzo Wade (Sr.)	116	08
18.	18.	Mohamed Abukar (Sr.)	116	07
20.	20.	Shawn Jamison (Sr.)	114	90
21.	21.	Tony Bland (Sr.)	113	03
22.	22.	Trey Kell (Sr.)	111	17
22.	22.	Zylan Cheatham (Fr.)	111	16
24.	24.	Kawhi Leonard (So.)	110	11
25.	25.	Mike Mackell (Sr.)	108	03

Free Throw Attempts

DI	Name (Class)	FTA	Yr.
1.	Marcus Slaughter (Sr.)	252	06
2.	Michael Cage (Sr.)	251	84
3.	Xavier Thames (Sr.)	235	14
4.	Shawn Jamison (Sr.)	232	90
5.	Jamaal Franklin (Sr.)	229	13
6.	Michael Cage (Sr.)	221	83
7.	Leonard Allen (Sr.)	204	85
8.	Winston Shepard (So.)	202	14
8.	Marcus Slaughter (So.)	202	05
10.	Jamaal Franklin (So.)	200	12
11.	Winston Shepard (Sr.)	194	16
12.	John Martens (Sr.)	183	86
13.	Anthony Watson (Sr.)	182	86
14.	Mitch McMullen (Sr.)	181	88
15.	Mitch McMullen (Sr.)	175	89
16.	Lorenzo Wade (Sr.)	173	08
17.	Myron Epps (So.)	172	00
18.	Tony Bland (Sr.)	171	03
19.	Tony Bland (Sr.)	169	04
20.	Malcolm Thomas (Sr.)	167	10
20.	Randy Holcomb (Sr.)	167	02
22.	Chad Nelson (Sr.)	166	97
23.	Kyle Spain (Sr.)	164	09
24.	Mike Mackell (Sr.)	164	03
25.	Malcolm Thomas (Sr.)	162	11

Free Throw Percentage

min. 3 FTA per game

Rk	DI	Name (Class)	Pct.	Yr.
1.	1.	Kim Goetz (Sr.)	90.2	79
2.	2.	Jason Richey (Sr.)	85.7	98
3.	3.	Chad Nelson (Sr.)	85.5	97
4.	4.	Gary Schneider (Sr.)	85.2	71

5.	5.	Brandon Heath (Sr.)	84.9	06
6.	6.	Steve Malovic (Sr.)	83.7	79
7.	7.	Kyle Spain (Sr.)	83.5	09
8.	8.	Xavier Thames (Sr.)	83.4	14
9.	-	Mike Spilger (Sr.)	83.3	70
9.	-	Bob Brady (Sr.)	83.3	54
9.	9.	Mohamed Abukar (Sr.)	82.9	07
10.	10.	Xavier Thames (So.)	82.8	12
-	-	Bernie Finlay (So.)	82.6	59
11.	11.	Brandon Heath (So.)	82.0	05
12.	12.	Courtie Miller (Sr.)	81.7	93
13.	13.	Mark Delsman (Sr.)	81.3	77
14.	14.	Courtie Miller (Sr.)	81.1	94
14.	14.	Steve Malovic (Sr.)	81.1	78
16.	16.	Jamaal Franklin (So.)	80.0	12
16.	16.	Kyle Spain (Sr.)	80.0	08
18.	18.	Chad Nelson (Sr.)	79.8	96
19.	19.	Jalen McDaniels (Fr.)	79.1	18
20.	20.	Tony Gwynn (Sr.)	79.0	80
21.	21.	Jamaal Franklin (Sr.)	78.6	13
22.	22.	Jimmy Wilkins (Sr.)	78.5	71
23.	23.	Matt Mitchell (Fr.)	78.4	18
23.	23.	Chris McMurray (Sr.)	78.4	72
25.	25.	Anthony Watson (Sr.)	78.1	85
25.	25.	Pete Geoff (Sr.)	78.1	73

		Devin Watson (Sr.)	75.9	18

Blocks

in existence since 1978-79 season

Rk	Name (Class)	Blks.	Yr.
1.	Skylar Spencer (Sr.)	91	15
2.	Skylar Spencer (So.)	89	14
3.	Leonard Allen (Sr.)	82	85
4.	Malcolm Thomas (Sr.)	75	11
5.	Skylar Spencer (Sr.)	72	16
6.	Valentine Izundu (Sr.)	53	17
7.	Malcolm Thomas (Sr.)	52	10
8.	Skylar Spencer (Fr.)	51	13
9.	Michael Cage (Sr.)	47	84
10.	Marty Dow (Sr.)	46	91
10.	Leonard Allen (Sr.)	46	84
12.	Leonard Allen (Fr.)	45	82
13.	Eddy Gordon (Fr.)	43	80

		Malik Pope (Sr.)	32	18

Steals

in existence since 1978-79 season

Rk	Name (Class)	Stls.	Yr.
1.	Richie Williams (Sr.)	77	09
2.	Anthony Watson (Sr.)	74	85
3.	Richie Williams (So.)	69	07
4.	Matt Watts (Sr.)	65	99
4.	Michael Best (Sr.)	65	90
6.	Brandon Heath (Sr.)	64	07
7.	Brandon Heath (So.)	63	05
7.	Raymond King (Fr.)	63	96
7.	Creon Dorsey (Sr.)	63	85
10.	Lorenzo Wade (So.)	62	07

Minutes Played

since 1978-79 season

Rk	Name (Class)	Min.	Yr.
1.	D.J. Gay (Sr.)	1,302	11
2.	Brandon Heath (Sr.)	1,217	07
3.	JJ O'Brien (Sr.)	1,183	15
4.	D.J. Gay (Sr.)	1,175	10
5.	Kawhi Leonard (So.)	1,172	11
6.	Brandon Heath (Sr.)	1,164	06
7.	Chase Tapley (Sr.)	1,157	12
8.	Tony Bland (Sr.)	1,140	02
9.	Malcolm Thomas (Sr.)	1,126	11

10.	Xavier Thames (Sr.)	1,126	14
11.	Richie Williams (So.)	1,123	07
12.	Jamaal Franklin (Sr.)	1,091	13
13.	Richie Williams (Sr.)	1,090	09
14.	Michael Cage (Sr.)	1,085	84
15.	Trey Kell (So.)	1,084	16
16.	Shawn Jamison (Sr.)	1,082	90
17.	Michael Cage (So.)	1,076	82
18.	Michael Cage (Sr.)	1,070	83
19.	Winston Shepard (Sr.)	1,067	16
19.	Randy Holcomb (Sr.)	1,067	02
21.	Kawhi Leonard (Fr.)	1,064	10
22.	Malcolm Thomas (Sr.)	1,063	10
23.	Mohamed Abukar (Sr.)	1,061	07
24.	Lorenzo Wade (Sr.)	1,059	08
25.	Trey Kell (Sr.)	1,050	17

	Devin Watson (Sr.)	909	18

Efficiency Points

since 1978-79 season

Rk	Name (Class)	Pts.	Yr.
1.	Michael Cage (Sr.)	820	84
2.	Kawhi Leonard (So.)	725	11
3.	Michael Cage (Sr.)	717	83
4.	Jamaal Franklin (Sr.)	659	13
5.	Marcus Slaughter (Sr.)	643	06
6.	Aerick Sanders (Sr.)	634	04
7.	Malcolm Thomas (Sr.)	628	11
8.	Steve Malovic (Sr.)	620	79
9.	Kawhi Leonard (Fr.)	597	10
10.	Marty Dow (Sr.)	589	91
11.	Randy Holcomb (Sr.)	584	02
12.	Leonard Allen (Sr.)	584	85
13.	Xavier Thames (Sr.)	558	14
14.	Jamaal Franklin (So.)	545	12
15.	Michael Cage (Fr.)	537	81
16.	Anthony Watson (Sr.)	527	86
17.	Malcolm Thomas (Sr.)	525	10
18.	Chase Tapley (Sr.)	517	12
19.	Leon Carter (Sr.)	504	96
20.	Brandon Heath (Sr.)	503	07
20.	Rodney Hawkins (Sr.)	503	98
22.	Marcus Slaughter (So.)	492	05
23.	Kyle Spain (Sr.)	477	09
24.	Mohamed Abukar (Sr.)	475	07
25.	Kim Goetz (Sr.)	474	79

Efficiency Average

since 1978-79 season

Rk	Name (Class)	EPG	Yr.
1.	Michael Cage (Sr.)	29.29	84
2.	Michael Cage (Sr.)	25.61	83
3.	Steve Malovic (Sr.)	22.96	79
4.	Marcus Slaughter (Sr.)	21.43	06
5.	Aerick Sanders (Sr.)	21.13	04
6.	Marty Dow (Sr.)	20.31	91
7.	Kawhi Leonard (So.)	20.14	11
8.	Jamaal Franklin (Sr.)	19.97	13
9.	Michael Cage (Fr.)	19.89	81
10.	Leonard Allen (Sr.)	18.84	85
11.	Anthony Watson (Sr.)	18.82	86
12.	Kim Goetz (Sr.)	18.23	79
13.	Marcus Slaughter (So.)	18.22	05
14.	Randy Holcomb (Sr.)	17.70	02
15.	Kawhi Leonard (Fr.)	17.55	10
16.	Leon Carter (Sr.)	17.38	96
17.	Rodney Hawkins (Sr.)	17.34	88
18.	Jamaal Franklin (So.)	17.03	12
19.	Malcolm Thomas (Sr.)	16.97	11
20.	Eddy Gordon (Fr.)	16.78	80
21.	Joe McNaull (So.)	15.93	92
22.	Michael Cage (So.)	15.86	82
23.	Carlus Groves (Sr.)	15.68	94

SAN DIEGO STATE SINGLE-SEASON RECORDS (CONT.)

24.	Mitch McMullen (Sr.)	15.52	89
25.	Xavier Thames (Sr.)	15.50	14

Pts.-Rebs.-Assists (PRA)

since 1972-73 season

Rk	Name (Class)	PRA	Yr.
1.	Michael Cage (Sr.)	1,050	84
2.	Kawhi Leonard (So.)	1,028	11
3.	Jamaal Franklin (Jr.)	981	13
4.	Michael Cage (Jr.)	932	83
5.	Randy Holcomb (Sr.)	911	02
6.	Brandon Heath (Sr.)	884	07
7.	Marcus Slaughter (Jr.)	879	06
8.	Anthony Watson (Sr.)	868	86
9.	Jamaal Franklin (So.)	856	12
10.	Xavier Thames (Sr.)	853	14
11.	Kawhi Leonard (Fr.)	834	10
12.	Brandon Heath (Jr.)	832	06
12.	Steve Copp (Sr.)	832	76
14.	Aerick Sanders (Sr.)	808	04
15.	Malcolm Thomas (Sr.)	807	11
16.	Steve Malovic (Sr.)	793	79
17.	Marty Dow (Sr.)	786	91
18.	Will Connelly (Jr.)	771	76
19.	Winston Shepard (Sr.)	768	16
20.	Tony Bland (Jr.)	762	02
21.	Chase Tapley (Jr.)	760	12
22.	Shawn Jamison (Jr.)	759	90
23.	Marcus Slaughter (So.)	757	05
24.	Lorenzo Wade (Jr.)	756	08
25.	Anthony Watson (Jr.)	751	85

11.	Josh Davis (Sr.)	30	14
11.	JJ O'Brien (So.)	30	14
11.	Winston Shepard (So.)	30	14
14.	Dwayne Polee II (Jr.)	29	14
14.	Aqeel Quinn (Jr.)	29	14
16.	Dakarai Allen (Jr.)	28	16
16.	Angelo Chol (Sr.)	28	16
16.	Zylan Cheatham (Fr.)	28	16
16.	Trey Kell (So.)	28	16
16.	Malik Pope (So.)	28	16
16.	Skylar Spencer (Sr.)	28	16
16.	Tim Shelton (Jr.)	28	11
23.	Jeremy Hemsley (Fr.)	27	16
23.	Winston Shepard (Sr.)	27	16
23.	JJ O'Brien (Sr.)	27	16
23.	Winston Shepard (Jr.)	27	16
23.	Skylar Spencer (Jr.)	27	16

PRA Average

since 1972-73 season

Rk	Name (Class)	PRA/G	Yr.
1.	Michael Cage (Sr.)	37.50	84
2.	Michael Cage (Jr.)	33.29	83
3.	Anthony Watson (Sr.)	31.00	86
4.	Jamaal Franklin (Jr.)	29.73	13
5.	Steve Malovic (Sr.)	29.37	79
6.	Marcus Slaughter (Jr.)	29.30	06
7.	Steve Copp (Sr.)	28.69	76
8.	Chris McMurray (Jr.)	28.64	72
9.	Kawhi Leonard (So.)	28.56	11
10.	Marcus Slaughter (So.)	28.04	05
11.	Randy Holcomb (Sr.)	27.61	02
12.	Will Connelly (So.)	27.52	75
13.	Marty Dow (Sr.)	27.10	91
14.	Aerick Sanders (Sr.)	26.93	04
15.	Brandon Heath (Sr.)	26.78	07
16.	Kim Goetz (Sr.)	26.77	79
17.	Jamaal Franklin (So.)	26.75	12
18.	Will Connelly (Jr.)	26.59	76
19.	Carlus Groves (Sr.)	25.95	94
20.	Brandon Heath (So.)	25.52	05
21.	Jason Richey (Jr.)	25.48	97
22.	Brandon Heath (Jr.)	25.21	06
23.	Steve Copp (Jr.)	25.11	75
24.	Steffond Johnson (Sr.)	24.76	86
25.	Joel Kramer (Sr.)	24.68	78

Victories

DI	Name (Class)	Wins	Yr.
1.	Brian Carlwell (Sr.)	34	11
1.	D.J. Gay (Sr.)	34	11
1.	James Rahon (So.)	34	11
1.	Malcolm Thomas (Sr.)	34	11
5.	Kawhi Leonard (So.)	33	11
5.	Billy White (Sr.)	33	11
7.	Matt Shrigley (Fr.)	31	14
7.	Skylar Spencer (So.)	31	14
7.	Xavier Thames (Sr.)	31	14
7.	Chase Tapley (So.)	31	11

SAN DIEGO STATE FRESHMAN RECORDS

Points

Rk	Name	Points	Year
1.	Tony Ross	455	1987
2.	Jeremy Hemsley	443	2016
3.	Kawhi Leonard	433	2010
4.	Brandon Heath	413	2004
5.	Eddy Gordon	345	1980
6.	Presnell Gilbert	338	1977
7.	Anthony Watson	319	1983
7.	Eddie Morris	319	1980
9.	Matt Mitchell	315	2018
10.	Myron Epps	308	1999
11.	Zylan Cheatham	300	2016

	Jalen McDaniels	295	2018

Scoring Average

Rk	Name	PPG	Year
1.	Tony Ross	16.3	1987
2.	Presnell Gilbert	15.4	1977
3.	Brandon Heath	13.8	2004
4.	Eddie Morris	13.3	1980
5.	Eddy Gordon	12.8	1980
6.	Kawhi Leonard	12.7	2010
7.	Jeremy Hemsley	12.0	2016
8.	Myron Epps	11.8	1999
9.	Anthony Watson	11.4	1983
10.	Matt Mitchell	10.9	2018
10.	Michael Cage	10.9	1981

Rebounds

Rk	Name	Rebounds	Year
1.	Michael Cage	355	1981
2.	Kawhi Leonard	336	2010
3.	Eddy Gordon	239	1980
4.	Jalen McDaniels	215	2018
5.	Zylan Cheatham	205	2016
6.	Marcus Slaughter	204	2004
7.	Billy White	195	2008
8.	Steve Copp	173	1973
9.	Tim Shelton	161	2009
10.	Kyle Spain	158	2006

Rebound Average

Rk	Name	RPG	Year
1.	Michael Cage	13.1	1981
2.	Kawhi Leonard	9.9	2010
3.	Eddy Gordon	8.9	1980
4.	Jalen McDaniels	7.4	2018
5.	Marcus Slaughter	6.8	2004
6.	Steve Copp	6.7	1973
7.	Presnell Gilbert	6.5	1977
8.	Billy White	5.9	2008
9.	Kyle Spain	5.6	2006
9.	Myron Epps	5.6	1999

Assists

Rk	Name	Assists	Year
1.	Raymond King	150	1996
2.	Richie Williams	127	2006
3.	Mark Delsman	120	1974
4.	Bradley Jackson	101	2000
5.	Jason Hamilton	97	1993
6.	Chad Nelson	90	1994
7.	Anthony Watson	85	1983
8.	Tracy Dildy	73	1986
9.	Chase Tapley	72	2010
10.	Jeremy Hemsley	68	2016

Assist Average

Rk	Name	APG	Year
1.	Raymond King	5.2	1996
2.	Mark Delsman	4.6	1974

3.	Richie Williams	3.8	2006
4.	Jason Hamilton	3.7	1993
5.	Bradley Jackson	3.6	2000
6.	Chad Nelson	3.2	1994
7.	Anthony Watson	3.0	1983
8.	Tracy Dildy	2.5	1986
9.	David Abramowitz	2.3	1999
10.	Chase Tapley	2.2	2010

	Matt Mitchell	1.79	2018

Blocks

Rk	Name	Blocks	Year
1.	Skylar Spencer	51	2013
2.	Leonard Allen	45	1982
3.	Eddy Gordon	43	1980
4.	Joe McNaull	32	1991
5.	Zylan Cheatham	26	2016
6.	Billy White	25	2008
6.	Evan Burns	25	2003
8.	Malik Pope	24	2015
8.	Kawhi Leonard	24	2010
10.	Michael Cage	20	1981

	Jalen McDaniels	16	2018

Steals

Rk	Name	Steals	Year
1.	Raymond King	63	1996
2.	Richie Williams	58	2006
3.	Jason Hamilton	55	1993
4.	Kawhi Leonard	47	2010
4.	Billy White	47	2008
6.	Brandon Heath	41	2004
7.	Tracy Dildy	40	1986
8.	Bradley Jackson	38	2000
9.	Chase Tapley	37	2010
10.	Chad Nelson	36	1994

	Jalen McDaniels	33	2018

Field Goals

Rk	Name	FG	Year
1.	Kawhi Leonard	166	2010
2.	Tony Ross	152	1987
3.	Eddy Gordon	149	1980
4.	Presnell Gilbert	148	1977
5.	Jeremy Hemsley	147	2016
6.	Brandon Heath	144	2004
6.	Eddie Morris	144	1980
8.	Anthony Watson	132	1983
9.	Billy White	118	2008
10.	Myron Epps	116	1999

	Jalen McDaniels	110	2018
	Matt Mitchell	106	2018

Field Goal Attempts

Rk	Name	FGA	Year
1.	Brandon Heath	368	2004
2.	Kawhi Leonard	365	2010
3.	Tony Ross	364	1987
4.	Jeremy Hemsley	342	2016
5.	Eddie Morris	326	1980
6.	Presnell Gilbert	321	1977
7.	Anthony Watson	320	1983
8.	Eddy Gordon	312	1980
9.	Myron Epps	241	1999
10.	Matt Mitchell	237	2018
11.	Steve Copp	234	1973

Field Goal Percentage

min. 5 FGA per game

Rk	Name	Pct.	Year
1.	Billy White	61.5	2008
2.	Jalen McDaniels	59.8	2018
3.	Michael Cage	55.8	1981
4.	Zylan Cheatham	52.8	2016
5.	Tim Shelton	50.2	2009
6.	Chase Tapley	50.0	2010
7.	Kyle Spain	49.5	2006
8.	Evan Burns	49.2	2003
9.	Myron Epps	48.1	1999
10.	Eddy Gordon	47.8	1980

Three-Point Field Goals

in existence since 1986-87 season

Rk	Name	3FGs	Year
1.	Tony Ross	104	1987
2.	Brandon Heath	48	2004
3.	Steve Sir	46	2003
4.	Matt Mitchell	45	2018
4.	D.J. Gay	45	2008
6.	Jeremy Hemsley	42	2016
7.	Matt Shrigley	40	2014
8.	Chase Tapley	35	2010
9.	David Abramowitz	29	1999
10.	Jason Hamilton	28	1993

	Jordan Schakel	27	2018

Three-Point Field Goal Attempts

in existence since 1986-87 season

Rk	Name	3FGA	Year
1.	Tony Ross	223	1987
2.	Brandon Heath	160	2004
3.	Matt Mitchell	125	2018
4.	D.J. Gay	121	2008
5.	Jeremy Hemsley	118	2016
6.	Steve Sir	114	2003
7.	Matt Shrigley	113	2014
8.	Matt Mitchell	102	2018
9.	Chase Tapley	93	2010
10.	David Abramowitz	87	1999
11.	Robert Ringo	84	1992

Three-Point Field Goal Pct.

min 20 3FGs; in existence since 1986-87 season

Rk	Name	Pct.	Year
1.	Jason Hamilton	50.0	1993
2.	Chad Nelson	46.7	1994
3.	Tony Ross	46.6	1987
4.	Steve Sir	40.4	2003
5.	Chase Tapley	37.6	2010
6.	D.J. Gay	37.2	2008
7.	Jordan Schakel	36.5	2018
8.	Matt Mitchell	36.0	2018
9.	Jeremy Hemsley	35.6	2016
10.	Matt Shrigley	35.4	2014
11.	Bradley Jackson	33.9	2000

Free Throws

Rk	Name	FT	Year
1.	Zylan Cheatham	111	2016
2.	Jeremy Hemsley	107	2016
3.	Kawhi Leonard	85	2010
4.	Brandon Heath	77	2004
5.	Myron Epps	76	1999
5.	Steve Copp	76	1973
7.	Jalen McDaniels	72	2018
8.	Matt Thomas	65	2005
8.	Michael Cage	65	1981
10.	Kyle Spain	63	2006
11.	Chad Nelson	60	1996
11.	Courtie Miller	60	1991

	Matt Mitchell	58	2018
--	----------------------	-----------	-------------

Free Throw Attempts

Rk	Name	FTA	Year
1.	Zylan Cheatham	155	2016
2.	Myron Epps	147	1999
3.	Jeremy Hemsley	141	2016
4.	Kawhi Leonard	117	2010
5.	Steve Copp	113	1973
6.	Brandon Heath	110	2004
7.	Vincent Okatie	96	1999
8.	Matt Thomas	95	2005
9.	Kyle Spain	92	2006
10.	Jalen McDaniels	91	2018
10.	Trey Kell	91	2015

Free-Throw Percentage

min. 2.5 FTA per game

Rk	Name	Pct.	Year
1.	Jalen McDaniels	79.1	2018
2.	Matt Mitchell	78.4	2018
3.	Jeremy Hemsley	75.9	2016
4.	Michael Cage	75.6	1981
5.	Bradley Jackson	74.0	2000
6.	Chad Nelson	73.2	1994
7.	Kawhi Leonard	72.6	2010
8.	Marcus Slaughter	72.4	2004
9.	Zylan Cheatham	71.6	2016
9.	Richie Williams	71.6	2006

Minutes Played

since 1978-79 season

Rk	Name	Min.	Year
1.	Kawhi Leonard	1,064	2010
2.	Michael Cage	1,031	1981
3.	Raymond King	1,016	1996
4.	Jeremy Hemsley	1,014	2016
5.	Billy White	946	2008
6.	Richie Williams	935	2006
7.	Brandon Heath	897	2004
8.	Jason Hamilton	874	1993
9.	Bradley Jackson	830	2000
10.	Eddy Gordon	805	1980

	Matt Mitchell	775	2018

Efficiency Points

since 1978-79 season

Rk	Name	Points	Year
1.	Kawhi Leonard	597	2010
2.	Michael Cage	537	1981
3.	Eddy Gordon	453	1980
4.	Jalen McDaniels	450	2018
5.	Billy White	429	2008
6.	Zylan Cheatham	390	2016
7.	Marcus Slaughter	360	2004
8.	Jeremy Hemsley	339	2016
9.	Tim Shelton	329	2009
10.	Kyle Spain	320	2006

	Matt Mitchell	316	2018

Efficiency Average

since 1978-79 season

Rk	Name	EPG	Year
1.	Michael Cage	19.89	1981
2.	Kawhi Leonard	17.55	2010
3.	Eddy Gordon	16.78	1980
4.	Jalen McDaniels	15.52	2018
5.	Billy White	13.00	2008
6.	Marcus Slaughter	12.00	2004
7.	Evan Burns	11.69	2003
8.	Kyle Spain	11.43	2006

SAN DIEGO STATE FRESHMAN RECORDS (CONT.)

9.	Matt Mitchell	10.90	2018
10.	Jason Hamilton	10.42	1993

Points-Rebs.-Assists (PRA)

since 1972-73 season

Rk	Name	PRA	Year
1.	Kawhi Leonard	834	2010
2.	Michael Cage	661	1981
3.	Eddy Gordon	630	1980
4.	Jeremy Hemsley	600	2016
5.	Tony Ross	551	1987
6.	Brandon Heath	546	2004
7.	Zylan Cheatham	541	2016
8.	Jalen McDaniels	532	2018
8.	Presnell Gilbert	516	1977
10.	Billy White	508	2008
11.	Matt Mitchell	482	2018
12.	Steve Copp	476	1973

PRA Average

since 1972-73 season

Rk	Name	PRAPG	Year
1.	Kawhi Leonard	24.53	2010
2.	Michael Cage	24.48	1981
3.	Presnell Gilbert	23.45	1977
4.	Eddy Gordon	23.33	1980
5.	Tony Ross	19.68	1987
6.	Jalen McDaniels	18.34	2018
7.	Steve Copp	18.31	1973
8.	Brandon Heath	18.20	2004
9.	Eddie Morris	18.08	1980
10.	Myron Epps	17.96	1999

	Matt Mitchell	16.62	2018