

# 2005 SEASON REVIEW

*Jeff Webb enjoyed one of the best seasons in Aztec history as he caught 92 passes en route to 1,109 yards and 10 touchdowns.*



## INSIDE

Season Recap	100
Results and Statistics	101
MWC Statistics	106
All-MWC Teams	108
2005 Game Recaps	109

'06 SEASON

COACHES

PLAYERS

REVIEW

OPPONENTS

RECORDS

HISTORY

UNIVERSITY

# 2005 SEASON RECAP

## Young Aztecs Claim Big Victories; Groundwork Set for Future

A season that began with high expectations concluded with one of the nation's youngest teams laying the groundwork for what many believe will be future success.

San Diego State, which started as few as seven seniors for three games during the season, and whose eight senior starters in the season opener were the 14th fewest in the nation, had to survive a monstrous early-season schedule.

But just as they had done in recent memory, the Aztecs picked themselves up off the mat and posted a 5-4 record in their final nine games. They ended the season with a 5-2 mark against teams that were unranked and not receiving top 25 votes at game time.

The SDSU season opened at home in front of more than 50,000 fans as the Aztecs faced UCLA. At the time, few knew how difficult that opening challenge would be as the Aztecs faced a Bruin squad that went on to win 10 games and post a victory in the Sun Bowl.

UCLA scored on the first play from scrimmage and despite the fact that SDSU enjoyed advantages in first downs (23-16), total offense (402-349) and time of possession (33:09-26:51), the Bruins claimed a 44-21 victory.

The following week the Aztecs had the unenviable task of playing an early season game at Air Force. San Diego State jumped to a 10-0 lead, but suffered a 41-29 setback.

The road didn't get any easier for San Diego State as the Aztecs traveled to Columbus, for a contest against ninth-ranked Ohio State.

The Aztecs shocked the 104,533 in attendance and a network television audience when Kevin O'Connell hit Brett Swain on a quick hit that went for 80 yards, putting San Diego State up 6-0, just 11 seconds into

the game.

San Diego State's defense made that touchdown hold up for much of the game, as the Buckeyes used a short field to score on drives of 20 and 32 yards to take a 14-6 lead.

OSU was clinging to a treacherous 17-6 lead when the Aztecs turned the ball over on its 1-yard line on the final play of the third quarter and the Buckeyes went on to win 27-6.

It was the third consecutive season the Aztecs traveled to Big Ten country and played a nationally ranked opponent tough before suffering a defeat.

The Aztecs returned home 0-3, having been outscored 112 to 56, and entering a home contest against San Jose State. More than 55,000 fans welcomed SDSU home and the Aztecs responded with a season-high 52-point effort in a 52-21 win over the Spartans.

The Aztecs broke open a 14-14 game by scoring 17 consecutive points midway through the contest. The 31-point margin of victory was the most for SDSU since 2003.

San Diego State carried that momentum into the following week as the Aztecs tagged Brigham Young with a 31-10 loss in front of 41,680 fans at Qualcomm Stadium.

SDSU cleared 200 yards rushing and 200 yards in passing in cruising to its second starlight victory and claiming its first win over the Cougars since 2000. It was also the team's first victory over Brigham Young in San Diego since 1988.

The following week, SDSU had its two-game winning streak snapped in a heartbreaking 13-10 loss at UNLV. The Aztecs, who were trying to climb back to .500, mustered just 140 yards of total offense and suffered four turnovers to overshadow a tremendous defensive effort.

UNLV booted a pair of 52-yard field goals in the final 5:05 of the contest to rally for the three-point win.

Once again the Aztecs showed the heart of a cham-

### AZTEC 2005 INDIVIDUAL HONORS

#### College Football News All-American, Honorable Mention

Michael Hughes, P

#### The Sporting News Freshman All-American, Honorable Mention

Russell Allen, LB

#### All-Mountain West Conference, First Team

Marcus Demps, DB  
Freddy Keiaho, LB

#### All-Mountain West Conference, Second Team

Michael Hughes, P  
Kurt Kahui, DL  
Jeff Webb, WR

#### All-MWC, Honorable Mention

Antwan Applewhite, DL  
Reggie Grigsby, DB  
Jasper Harvey, OL  
Joe Martin, LB  
Terrell Maze, DB  
Garrett Palmer, PK

#### MWC Players of the Week

Russell Allen, LB (Oct. 3, defensive)  
Reggie Grigsby, S (Oct. 17, defensive)  
Garrett Palmer, K (Nov. 13, special teams)

pion the following week, putting an end to Utah's 10-game home-field win streak with a 28-19 victory in Salt Lake City.

San Diego State scored two touchdowns in the first quarter and did not commit a turnover in completing a sweep of the Beehive State conference schools.

Coupled with the earlier win over Brigham Young, San Diego State knocked off both Utah schools for the first time in the same season since 1986 and just the second time in school history.

The Aztecs, however, were unable to cash in on the momentum they had built, as SDSU returned home and suffered a 47-24 defeat at the hands of New Mexico.

San Diego State came off the canvas though, and battled 20th-ranked TCU to the wire before suffering its second three-point loss of the conference campaign, 23-20.

The Aztecs, however, rebounded to finish out the conference slate with two straight victories, a dominating 30-10 win at Colorado State and come-from-behind victory over Wyoming.

Three months to the day after opening the season against UCLA, the Aztecs traveled to Hawai'i for the conclusion of the 2005 season. SDSU opened up a 21-7 advantage, but the Warriors went on a 42-3 run before claiming a 49-24 victory.



Although the Aztecs fielded one of the nation's youngest teams in 2005, two of SDSU's all-MWC performers were seniors Fredy Keiaho (above) and Jeff Webb (right).



'06 SEASON

COACHES

PLAYERS

REVIEW

OPPONENTS

RECORDS

HISTORY

UNIVERSITY

# RESULTS AND STATISTICS

RECORD: 5-7

MOUNTAIN WEST CONFERENCE: 4-4 (tie-4th place)

HOME: 3-3; AWAY: 2-4

Date	Opponent	Result	Att.	Opp. Rk
S.3	UCLA	L 21-44	50,710	rv/rv
S.10	at Air Force*	L 29-41	30,101	--/rv
S.17	at Ohio State	L 6-27	104,533	9/9
S.24	San Jose State	W 52-21	55,868	--/--
O.1	Brigham Young*	W 31-10	41,680	--/--
O.8	at UNLV*	L 10-13	18,372	--/--
O.15	at Utah*	W 28-19	41,341	--/--
O.22	New Mexico*	L 24-47	26,670	--/--
O.29	TCU* (HC)	L 20-23	21,698	20/20
N.12	at Colorado State*	W 30-10	25,411	--/--
N.19	Wyoming*	W 34-21	20,713	--/--
D.3	at Hawai'i	L 38-49	28,326	--/--

\* - Mountain West Conference Game. HC - Homecoming. Ranking refers to AP/USA Today Poll at game time. rv - receiving votes.

SCORE BY QTR	1st	2nd	3rd	4th	OT	Total
San Diego State	71	91	45	116	-	323
Opponents	58	119	70	78	-	325

TEAM STATISTICS	San Diego State	Opponents
<b>SCORING</b>	323	325
Points Per Game	26.9	27.1
<b>FIRST DOWNS</b>	239	263
Rushing	94	129
Passing	126	118
Penalty	19	16
<b>RUSHING YARDAGE</b>	1770	2223
Yards gained rushing	2114	2468
Yards lost rushing	344	245
Rushing Attempts	458	514
Average Per Rush	3.9	4.3
Average Per Game	147.5	185.2
TDs Rushing	16	30
<b>PASSING YARDAGE</b>	2779	2649
Att-Comp-Int	401-246-14	407-236-18
Average Per Pass	6.9	6.5
Average Per Catch	11.3	11.2
Average Per Game	231.6	220.8
TDs Passing	20	10
<b>TOTAL OFFENSE</b>	4549	4872
Total Plays	859	921
Average Per Play	5.3	5.3
Average Per Game	379.1	406.0
<b>KICK RETURNS: #-YARDS</b>	41-673	49-1042
<b>PUNT RETURNS: #-YARDS</b>	23-145	31-350
<b>INT RETURNS: #-YARDS</b>	18-306	14-195
<b>KICK RETURN AVERAGE</b>	16.4	21.3
<b>PUNT RETURN AVERAGE</b>	6.3	11.3
<b>INT RETURN AVERAGE</b>	17.0	13.9
<b>FUMBLES-LOST</b>	23-12	19-10
<b>PENALTIES-YARDS</b>	72-566	80-722
Average Per Game	47.2	60.2
<b>PUNTS-YARDS</b>	67-3003	61-2433
Average Per Punt	44.8	39.9
Net punt average	39.6	37.5
<b>TIME OF POSSESSION/GAME</b>	28:56	31:04
<b>3RD-DOWN CONVERSIONS</b>	76/186	81/194
3rd-Down Pct	41%	42%
<b>4TH-DOWN CONVERSIONS</b>	10/17	11/20
4th-Down Pct	59%	55%
<b>SACKS BY-YARDS</b>	17-101	27-183
<b>MISC YARDS</b>	53	6
<b>TOUCHDOWNS SCORED</b>	40	41
<b>FIELD GOALS-ATTEMPTS</b>	15-17	14-19
<b>PAT-ATTEMPTS</b>	36-38	37-40
<b>ATTENDANCE</b>	217,339	248,084
Games / Avg Per Game	6/36,223	6/41,347

## RUSHING

Player	G	Att.	Gain	Loss	Net	Avg.	TD	Long	YPG	10+	5+	Hi	Gm
HAMILTON, L.	11	190	870	51	819	4.3	9	53	74.5	15	63	161	
O'CONNELL, K.	12	140	647	245	402	2.9	5	61	33.5	17	49	88	
BORNES, B.	12	92	375	6	369	4.0	2	29	30.8	7	33	78	
MOUGEY, D.	6	17	115	19	96	5.6	0	30	16.0	4	9	55	
FRANKLIN, M.	12	8	40	4	36	4.5	0	16	3.0	1	3	22	
AMARAL, J.	12	1	22	0	22	22.0	0	22	1.8	1	1	22	
WEBB, J.	12	1	12	0	12	12.0	0	12	1.0	1	0	12	
THOMPSON, A.	9	2	11	0	11	5.5	0	6	1.2	0	2	11	
SWAIN, B.	10	1	7	0	7	7.0	0	7	0.7	0	1	7	
PORTER, R.	7	3	13	8	5	1.7	0	13	0.7	1	1	12	
ORTIZ, R.	12	1	2	0	2	2.0	0	2	0.2	0	0	2	
DLUGOLECKI, M.	9	1	0	1	-1	-1.0	0	0	-0.1	0	0	-1	
TEAM	4	1	0	10	-10	-10.0	0	0	-2.5				
<b>SDSU TOTALS</b>	<b>12</b>	<b>458</b>	<b>2114</b>	<b>344</b>	<b>1770</b>	<b>3.9</b>	<b>16</b>	<b>61</b>	<b>147.5</b>				
<b>OPPONENTS</b>	<b>12</b>	<b>514</b>	<b>2468</b>	<b>245</b>	<b>2223</b>	<b>4.3</b>	<b>30</b>	<b>64</b>	<b>185.2</b>				

## PASSING

Player	G	Effic.	Att.	Cmp.	Int.	Pct.	Yds.	TD	Long	YPG
O'CONNELL, K.	12	132.10	375	233	12	62.1	2663	19	80	221.9
MOUGEY, D.	6	84.78	26	13	2	50.0	116	1	23	19.3
<b>SDSU TOTALS</b>	<b>12</b>	<b>129.04</b>	<b>401</b>	<b>246</b>	<b>14</b>	<b>61.3</b>	<b>2779</b>	<b>20</b>	<b>80</b>	<b>231.6</b>
<b>OPPONENTS</b>	<b>12</b>	<b>111.92</b>	<b>407</b>	<b>236</b>	<b>18</b>	<b>58.0</b>	<b>2649</b>	<b>10</b>	<b>63</b>	<b>220.8</b>

## RECEIVING

Player	G	No.	Yds.	Avg.	TD	Long	YPG	20+	10+	Hi	Re.	Hi	Yd.
WEBB, J.	12	92	1109	12.1	10	60	92.4	16	36	13	142		
ORTIZ, R.	12	39	422	10.8	5	27	35.2	4	16	7	78		
SCHILENS, C.	12	34	441	13.0	2	41	36.8	4	23	8	119		
HAMILTON, L.	11	26	144	5.5	0	17	13.1	0	5	5	35		
SWAIN, B.	10	15	288	19.2	1	80	28.8	6	9	4	80		
BORNES, B.	12	12	72	6.0	0	15	6.0	0	1	3	31		
LOUIS, L.	8	9	131	14.6	1	44	16.4	3	5	5	93		
SAMPSON, D.	12	6	60	10.0	1	23	5.0	1	3	3	23		
EDWARDS, M.	11	4	42	10.5	0	14	3.8	0	2	1	14		
MICLOT, E.	12	4	23	5.8	0	8	1.9	0	0	1	8		
FRANKLIN, M.	12	2	17	8.5	0	16	1.4	0	2	1	16		
AMARAL, J.	12	1	14	14.0	0	14	1.2	0	1	1	14		
THOMPSON, A.	9	1	11	11.0	0	11	1.2	0	1	1	11		
PORTER, R.	7	1	5	5.0	0	5	0.7	0	0	1	5		
<b>SDSU TOTALS</b>	<b>12</b>	<b>246</b>	<b>2779</b>	<b>11.3</b>	<b>20</b>	<b>80</b>	<b>231.6</b>						
<b>OPPONENTS</b>	<b>12</b>	<b>236</b>	<b>2649</b>	<b>11.2</b>	<b>10</b>	<b>63</b>	<b>220.8</b>						

## SCORING

Player	TD	FGs	PATs					Safety	Points
			Kick	Rush	Rcv.	Pass	DXP		
PALMER, G.	0	15-17	36-38	0-0	0	0-0	0	0	81
WEBB, J.	10	0-0	0-0	0-0	0	0-0	0	0	60
HAMILTON, L.	9	0-0	0-0	0-0	0	0-0	0	0	54
ORTIZ, R.	5	0-0	0-0	0-0	1	0-0	0	0	32
O'CONNELL, K.	5	0-0	0-0	0-0	0	1-2	0	0	30
SCHILENS, C.	2	0-0	0-0	0-0	0	0-0	0	0	12
BORNES, B.	2	0-0	0-0	0-0	0	0-0	0	0	12
STURM, B.	1	0-0	0-0	0-0	0	0-0	0	0	6
DEMPS, M.	1	0-0	0-0	0-0	0	0-0	0	0	6
MARTIN, J.	1	0-0	0-0	0-0	0	0-0	0	0	6
KEIAHO, F.	1	0-0	0-0	0-0	0	0-0	0	0	6
SAMPSON, D.	1	0-0	0-0	0-0	0	0-0	0	0	6
SWAIN, B.	1	0-0	0-0	0-0	0	0-0	0	0	6
LOUIS, L.	1	0-0	0-0	0-0	0	0-0	0	0	6
<b>SDSU TOTALS</b>	<b>40</b>	<b>15-17</b>	<b>36-38</b>	<b>0-0</b>	<b>1</b>	<b>1-2</b>	<b>0</b>	<b>0</b>	<b>323</b>
<b>OPPONENTS</b>	<b>41</b>	<b>14-19</b>	<b>37-40</b>	<b>0-1</b>	<b>0</b>	<b>0-0</b>	<b>0</b>	<b>0</b>	<b>325</b>

'06 SEASON

COACHES

PLAYERS

REVIEW

OPPONENTS

RECORDS

HISTORY

UNIVERSITY

**PUNT RETURNS**

Player	No.	Yards	Avg.	TD	Long
FRANKLIN, M.	20	105	5.2	0	16
TEAM	2	6	3.0	0	0
KEIAHO, F.	1	34	34.0	1	4
<b>SDSU TOTALS</b>	<b>23</b>	<b>145</b>	<b>6.3</b>	<b>1</b>	<b>16</b>
<b>OPPONENTS</b>	<b>31</b>	<b>350</b>	<b>11.3</b>	<b>1</b>	<b>72</b>

**KICKOFF RETURNS**

Player	No.	Yards	Avg.	TD	Long
FRANKLIN, M.	29	527	18.2	0	38
AMARAL, J.	9	131	14.6	0	30
DUNKLE, F.	1	-2	-2.0	0	0
MILLER, A.	1	10	10.0	0	10
HULL, M.	1	7	7.0	0	7
<b>SDSU TOTALS</b>	<b>41</b>	<b>673</b>	<b>16.4</b>	<b>0</b>	<b>38</b>
<b>OPPONENTS</b>	<b>49</b>	<b>1042</b>	<b>21.3</b>	<b>0</b>	<b>71</b>

**INTERCEPTION RETURNS**

Player	No.	Yards	Avg.	TD	Long
DEMPS, M.	4	46	11.5	1	28
STURM, B.	3	71	23.7	1	44
MAZE, T.	3	30	10.0	0	29
ALLEN, R.	2	0	0.0	0	0
MARTIN, J.	1	86	86.0	1	86
MARTIN, B.	1	23	23.0	0	23
GRIGSBY, R.	1	21	21.0	0	21
MCKAY, T.J.	1	17	17.0	0	17
KEIAHO, F.	1	15	15.0	0	15
BAKER, D.	1	-3	-3.0	0	0
<b>SDSU TOTALS</b>	<b>18</b>	<b>306</b>	<b>17.0</b>	<b>3</b>	<b>86</b>
<b>OPPONENTS</b>	<b>14</b>	<b>195</b>	<b>13.9</b>	<b>0</b>	<b>37</b>

**FUMBLE RETURNS**

Player	No.	Yards	Avg.	TD	Long
KEIAHO, F.	2	40	20.0	0	39
OSBORN, N.	1	7	7.0	0	7
BAKER, D.	1	6	6.0	0	6
BAILES, J.	1	0	0.0	0	0
KAHUI, K.	1	0	0.0	0	0
<b>SDSU TOTALS</b>	<b>6</b>	<b>53</b>	<b>8.8</b>	<b>0</b>	<b>39</b>
<b>OPPONENTS</b>	<b>3</b>	<b>6</b>	<b>2.0</b>	<b>0</b>	<b>6</b>

**PUNTING**

Player	No.	Yards	Avg.	Lg.	In.20	50+	Blk.	Ret. yds.	Net yds.	Net Avg.
HUGHES, M.	67	3003	44.8	78	19	15	0	350	2653	39.6
<b>SDSU TOTALS</b>	<b>67</b>	<b>3003</b>	<b>44.8</b>	<b>78</b>	<b>19</b>	<b>15</b>	<b>0</b>	<b>350</b>	<b>2653</b>	<b>39.6</b>
<b>OPPONENTS</b>	<b>61</b>	<b>2433</b>	<b>39.9</b>	<b>62</b>	<b>14</b>	<b>7</b>	<b>1</b>	<b>145</b>	<b>2288</b>	<b>37.5</b>

**FIELD GOALS**

Player	FGM-A	Pct.	10-19	20-29	30-39	40-49	50-59	60+	Lg.
PALMER, G.	15-17	88.2	0-0	5-5	6-7	4-5	0-0	0-0	48
<i>(none) (33g, 29g, 47g) (none) (33g) (30g) (48ng, 22g) (none) (43g) (35ng, 37g, 36g) (47g, 48g, 22g) (32g, 27g) (28g) - g and underline - indicates good; ng - no good; No. - indicates yardage.</i>									
<b>SDSU TOTALS</b>	<b>15-17</b>	<b>88.2</b>	<b>0-0</b>	<b>5-5</b>	<b>6-7</b>	<b>4-5</b>	<b>0-0</b>	<b>0-0</b>	<b>48</b>
<b>OPPONENTS</b>	<b>14-19</b>	<b>73.7</b>	<b>0-0</b>	<b>4-5</b>	<b>4-5</b>	<b>4-7</b>	<b>2-2</b>	<b>0-0</b>	<b>52</b>

**TOTAL OFFENSE**

Player	G	Plays	Rush	Pass	Total	YPG
O'CONNELL, K.	12	515	402	2663	3065	255.4
HAMILTON, L.	11	190	819	0	819	74.5
BORNES, B.	12	92	369	0	369	30.8
MOUGEY, D.	6	43	96	116	212	35.3
FRANKLIN, M.	12	8	36	0	36	3.0
AMARAL, J.	12	1	22	0	22	1.8
WEBB, J.	12	1	12	0	12	1.0
THOMPSON, A.	9	2	11	0	11	1.2
SWAIN, B.	10	1	7	0	7	0.7
PORTER, R.	7	3	5	0	5	0.7
ORTIZ, R.	12	1	2	0	2	0.2
DLUGOLECKI, M.	9	1	-1	0	-1	-0.1
TEAM	4	1	-10	0	-10	-2.5
<b>SDSU TOTALS</b>	<b>12</b>	<b>859</b>	<b>1770</b>	<b>2779</b>	<b>4549</b>	<b>379.1</b>
<b>OPPONENTS</b>	<b>12</b>	<b>921</b>	<b>2223</b>	<b>2649</b>	<b>4872</b>	<b>406.0</b>

**ALL PURPOSE YARDAGE**

Player	G	Rush	Rec.	PR	KOR	IR	Total	YPG
WEBB, J.	12	12	1109	0	0	0	1121	93.4
HAMILTON, L.	11	819	144	0	0	0	963	87.5
FRANKLIN, M.	12	36	17	105	527	0	685	57.1
BORNES, B.	12	369	72	0	0	0	441	36.8
SCHILENS, C.	12	0	441	0	0	0	441	36.8
ORTIZ, R.	12	2	422	0	0	0	424	35.3
O'CONNELL, K.	12	402	0	0	0	0	402	33.5
SWAIN, B.	10	7	288	0	0	0	295	29.5
AMARAL, J.	12	22	14	0	131	0	167	13.9
LOUIS, L.	8	0	131	0	0	0	131	16.4
MOUGEY, D.	6	96	0	0	0	0	96	16.0
MARTIN, J.	11	0	0	0	0	86	86	7.8
STURM, B.	12	0	0	0	0	71	71	5.9
SAMPSON, D.	12	0	60	0	0	0	60	5.0
KEIAHO, F.	11	0	0	34	0	15	49	4.5
DEMPS, M.	12	0	0	0	0	46	46	3.8
EDWARDS, M.	11	0	42	0	0	0	42	3.8
MAZE, T.	12	0	0	0	0	30	30	2.5
MICLOT, E.	12	0	23	0	0	0	23	1.9
MARTIN, B.	9	0	0	0	0	23	23	2.6
THOMPSON, A.	9	11	11	0	0	0	22	2.4
GRIGSBY, R.	12	0	0	0	0	21	21	1.8
MCKAY, T.J.	12	0	0	0	0	17	17	1.4
MILLER, A.	9	0	0	0	10	0	10	1.1
PORTER, R.	7	5	5	0	0	0	10	1.4
HULL, M.	8	0	0	0	7	0	7	0.9
DLUGOLECKI, M.	9	-1	0	0	0	0	-1	-0.1
DUNKLE, F.	12	0	0	0	-2	0	-2	-0.2
BAKER, D.	12	0	0	0	0	-3	-3	-0.2
TEAM	4	-10	0	6	0	0	-4	-1.0
<b>SDSU TOTALS</b>	<b>12</b>	<b>1770</b>	<b>2779</b>	<b>145</b>	<b>673</b>	<b>306</b>	<b>5673</b>	<b>472.8</b>
<b>OPPONENTS</b>	<b>12</b>	<b>2223</b>	<b>2649</b>	<b>350</b>	<b>1042</b>	<b>195</b>	<b>6459</b>	<b>538.2</b>

'06 SEASON

COACHES

PLAYERS

REVIEW

OPPONENTS

RECORDS

HISTORY

UNIVERSITY

**DEFENSE**

Player	GP	Tackles			TFL/Yds.	Sacks No.-Yards	Pass Def.		QBH	Fumbles		Blk	
		Solo	Ast.	Total			Int.-Yds	BrUp		Rcv.-Yds	FF	Kick	Saf.
KEIAHO, F.	11	68	45	113	11.5-48	1.0-17	1-15	4	.	2-40	.	1	.
GRIGSBY, R.	12	57	33	90	1.0-2	.	1-21	3	.	.	1	.	.
MARTIN, J.	11	39	42	81	4.0-10	1.5-7	1-86	2	.	.	.	.	.
KAHUI, K.	12	42	30	72	5.0-31	3.0-21	.	1	.	.	.	.	.
DEMPS, M.	12	41	31	72	6.5-22	2.0-7	4-46	4	.	1-0	1	.	.
ALLEN, R.	12	32	29	61	1.0-3	.	2-0	3	.	.	.	.	.
BAKER, D.	12	42	18	60	2.0-3	.	1-3	12	.	1-6	.	.	.
MAZE, T.	12	49	10	59	3.0-15	0.5-5	3-30	12	.	.	2	.	.
APPLEWHITE, A.	12	35	21	56	8.5-42	5.5-28	.	2	.	3-0	1	1	.
OSBORN, N.	12	16	31	47	3.5-16	2.0-11	.	.	.	1-7	.	.	.
MARTIN, B.	9	12	18	30	2.5-4	.	1-23	2	.	.	1	.	.
SCHANTZ, A.	12	18	11	29	4.0-13	.	.	1	.	.	1	.	.
STURM, B.	12	15	11	26	.	.	3-71	1	.	.	1	.	.
BAILES, J.	11	12	26	38	4.5-10	1.5-5	.	.	.	1-0	1	.	.
MCKAY, T.J.	12	12	7	19	1.0-3	.	1-17	1	.	.	1	.	.
BARBIER, M.	11	9	4	13	.	.	.	.	.	.	.	.	.
DUNKLE, F.	12	7	5	12	.	.	.	.	.	.	.	.	.
SOTO, J.	10	9	2	11	.	.	.	.	.	.	.	.	.
HODGE, E.	9	8	3	11	.	.	.	.	.	.	.	.	.
FIFITA, S.	12	3	7	10	.	.	.	.	.	.	.	.	.
SCHILENS, C.	12	5	1	6	.	.	.	.	.	.	.	.	.
SAMPSON, D.	12	5	1	6	.	.	.	.	.	.	.	.	.
METROKA, E.	4	3	3	6	.	.	.	.	.	.	.	.	.
EDWARDS, M.	11	4	2	6	.	.	.	.	.	.	.	.	.
SCHMITT, T.	11	3	2	5	.	.	.	.	.	.	.	.	.
ARMSTRONG, G.	10	2	2	4	.	.	.	.	.	.	.	.	.
SCHMIDT, M.	3	.	3	3	.	.	.	.	.	.	.	.	.
FINKLE, J.	12	2	1	3	.	.	.	.	.	.	.	.	.
ORTIZ, R.	12	3	.	3	.	.	.	.	.	.	.	.	.
BORNES, B.	12	.	2	2	.	.	.	.	.	.	.	.	.
WEBB, J.	12	1	1	2	.	.	.	.	.	.	.	.	.
PINO, C.	12	1	.	1	.	.	.	.	.	.	.	.	.
OHNSTAD, J.	1	.	1	1	.	.	.	.	.	.	.	.	.
POUMELE, F.	9	1	.	1	.	.	.	.	.	.	.	.	.
MICLOT, E.	12	.	1	1	.	.	.	.	.	.	.	.	.
HUGHES, M.	12	1	.	1	.	.	.	.	.	.	.	.	.
ROBINSON, W.	11	1	.	1	.	.	.	.	.	.	.	.	.
O'CONNELL, K.	12	1	.	1	.	.	.	.	.	.	.	.	.
OTHERS	.	1	.	1	.	.	.	.	.	.	.	1	.
<b>SDSU TOTALS</b>	<b>12</b>	<b>560</b>	<b>404</b>	<b>964</b>	<b>58-222</b>	<b>17-101</b>	<b>18-306</b>	<b>48</b>	<b>.</b>	<b>9-53</b>	<b>11</b>	<b>2</b>	<b>.</b>
<b>OPPONENTS</b>	<b>12</b>	<b>519</b>	<b>341</b>	<b>860</b>	<b>81.0-304</b>	<b>27-183</b>	<b>14-195</b>	<b>45</b>	<b>4</b>	<b>12-6</b>	<b>7</b>	<b>1</b>	<b>.</b>

**GAME SUMMARIES**

Game	Score By Quarters				First Downs				Rushing			Passing			Total Off.		Return Yards	Punting No-Avg	Fumbles No-Lost	Pen. No-Yds	Third Downs	Avg.		
	Score	1	2	3	4	Tot	Ru	Pa	Pn	Att	Yards	TD	A-C-I	Yards	TD	Att						Yards	Yards	No
at SDSU	21	6	0	8	7	23	12	11	0	46	156	2	35-24-2	246	1	81	402	58	4-44.0	1-0	4-26	10-18	SD 20	33:09
UCLA	44	7	17	17	3	16	10	6	0	35	191	4	18-12-0	158	0	53	349	256	1-45.0	2-0	6-50	5-11	UC 44	26:51
SDSU	29	10	3	3	13	26	11	13	2	33	164	2	44-27-1	253	1	77	417	46	4-46.0	3-2	3-30	7-15	SD 28	26:14
at Air Force	41	0	20	7	14	25	17	7	1	67	272	5	12-10-0	231	1	79	503	91	2-37.0	5-1	4-40	7-15	AF 35	33:46
SDSU	6	6	0	0	0	3	0	3	0	19	13	0	22-14-0	166	1	41	179	24	11-43.9	1-1	9-66	1-12	SD 20	21:46
at Ohio St.	27	7	7	3	10	21	10	11	0	46	179	3	36-23-1	196	0	82	375	127	6-41.0	1-1	5-45	10-19	OS 41	38:14
at SDSU	52	14	14	7	17	28	10	14	4	57	210	1	33-25-0	303	5	90	513	127	6-48.8	2-1	13-87	9-19	SD 36	36:08
San Jose St.	21	14	0	0	7	12	6	4	2	30	132	2	40-12-2	101	1	70	233	183	11-40.3	1-0	7-66	0-17	SJ 28	23:52
at SDSU	31	0	17	7	7	26	12	14	0	55	265	4	31-21-0	243	0	86	508	87	4-32.8	2-1	3-26	14-20	SD 28	35:13
BYU	10	0	3	0	7	15	4	9	2	19	44	1	49-25-2	261	0	68	305	131	6-40.5	1-1	6-51	5-16	BY 29	24:47
SDSU	10	0	7	3	0	10	4	5	1	35	34	0	28-14-3	106	0	63	140	182	8-51.0	1-1	5-42	0-15	SD 34	26:23
at UNLV	13	0	7	0	6	13	8	4	1	49	153	1	18-8-2	88	0	67	241	9	9-42.9	1-1	5-35	4-17	LV 29	33:37
SDSU	28	14	7	0	7	17	5	11	1	34	166	1	23-17-0	219	3	57	385	56	6-46.3	1-0	2-10	6-12	SD 25	26:48
at Utah	19	0	13	6	0	30	10	20	0	43	175	2	48-31-1	417	0	91	592	137	2-33.5	2-1	6-34	10-18	UU 22	33:12
at SDSU	24	0	3	7	14	15	5	9	1	25	94	0	35-15-3	197	2	60	291	180	7-41.3	0-0	5-46	2-13	SD 20	22:03
New Mexico	47	16	14	10	7	33	16	14	3	63	286	3	32-21-1	248	3	95	534	147	4-25.5	1-1	7-71	13-22	NM 42	37:57
at SDSU	20	0	13	0	7	20	7	11	2	33	125	1	46-25-2	235	1	79	360	102	5-46.8	2-0	5-30	7-19	SD 37	29:23
TCU	23	7	0	6	10	24	17	6	1	58	291	3	23-13-2	112	0	81	403	89	5-34.6	1-1	8-78	8-17	TC 27	30:37
SDSU	30	7	13	0	10	18	8	9	1	42	196	1	24-14-0	179	2	66	375	49	6-49.7	2-1	6-60	4-14	SD 25	31:14
at Colo. St.	10	0	3	7	0	20	10	9	1	37	187	1	37-19-3	165	0	74	352	60	7-49.7	0-0	5-50	5-16	CS 30	28:46
at SDSU	34	7	0	7	20	22	10	9	3	42	214	2	29-17-2	211	1	71	425	121	4-34.0	4-1	8-58	4-12	SD 29	29:04
Wyoming	21	0	14	0	7	20	5	13	2	28	51	3	55-37-3	346	0	83	397	171	6-39.7	0-0	12-115	9-19	WY 35	30:56
SDSU	38	7	14	3	14	31	10	17	4	37	133	2	51-33-1	421	3	88	554	139	2-46.5	4-4	9-85	12-17	SD 31	29:45
at Hawai'i	49	7	21	14	7	34	16	15	3	39	262	2	39-25-1	326	5	78	588	192	2-34.0	4-3	9-87	5-7	UH 33	30:15

06 SEASON

COACHES

PLAYERS

REVIEW

OPPONENTS

RECORDS

HISTORY

UNIVERSITY

## OFFENSIVE STARTERS

Pos.	UCLA	AFA	OSU	SJSU	BYU	UNLV	UTAH	UNM	TCU	CSU	WYO	UH
LT	Pino	Pino	Pino	Pino	Pino	Pino	Pino	Pino	Pino	Pino	Pino	Pino
LG	Schmidt, T.	Schmidt, T.	Schmidt, T.	Schmidt, T.	Schmidt, T.	Schmidt, T.	Schmidt, T.	Schmidt, T.	Schmidt, T.	Schmidt, T.	Schmidt, T.	Schmidt, T.
C	Harvey	Harvey	Harvey	Harvey	Harvey	Harvey	Harvey	Harvey	Harvey	Harvey	Harvey	Harvey
RG	Dombrow.	Dombrow.	Dombrow.	Dombrow.	Dombrow.	Dombrow.	Dombrow.	Dombrow.	Dombrow.	Dombrow.	Dombrow.	Dombrow.
RT	Kravetz	Rouser	Rouser	Rouser	Robinson	Robinson	Robinson	Robinson	Robinson	Robinson	Robinson	Robinson
TE	Louis	Louis		Louis			Miller					Louis
TE	Miclot	Miclot		Miclot		Miclot	Miclot	Miclot	Miclot	Miclot		
SL	Ortiz	Ortiz	Ortiz	Ortiz	Ortiz	Ortiz	Ortiz	Ortiz		Ortiz	Ortiz	Ortiz
SE	Webb	Webb	Webb	Webb	Webb	Webb	Webb		Webb	Webb	Webb	Webb
RB	Hamilton	Hamilton	Hamilton	Hamilton		Bornes	Bornes	Hamilton	Bornes	Hamilton	Hamilton	Hamilton
QB	O'Connell	O'Connell	O'Connell	O'Connell	O'Connell	O'Connell	O'Connell	O'Connell	O'Connell	O'Connell	O'Connell	O'Connell
SL			Swain		Swain				Swain			
FL			Schilens		Schilens	Schilens		Schilens		Schilens	Schilens	Schilens
WR					Porter				Amaral			
RB								Bornes			Bornes	

## DEFENSIVE STARTERS

Pos.	UCLA	AFA	OSU	SJSU	BYU	UNLV	UTAH	UNM	TCU	CSU	WYO	UH
DE	Kahui	Kahui	Kahui	Kahui	Kahui	Kahui	Kahui	Kahui	Kahui	Kahui	Kahui	Kahui
DT	Osborn	Osborn	Osborn	Osborn	Osborn	Osborn	Osborn	Osborn	Osborn	Osborn	Osborn	Osborn
NT	Bailes	Bailes	Bailes	Bailes	Bailes	Bailes	Bailes	Bailes	Soto	Bailes	Bailes	Fifita
DE	Applewhite	Applewhite	Applewhite	Applewhite	Applewhite	Applewhite	Applewhite	Applewhite	Applewhite	Applewhite	Applewhite	Applewhite
SAM	Schantz	Schantz		Schantz		Schantz	Martin, J.	Martin, J.	Martin, J.	Schantz	Martin, J.	Martin, J.
MIKE	Keiaho	Keiaho	Keiaho	Keiaho	Keiaho	Keiaho	Keiaho	Keiaho	Keiaho	Martin, J.	Keiaho	Keiaho
WILL	Martin, J.	Martin, J.	Martin, J.	Martin, B.	Martin, J.	Allen	Allen	Allen	Allen	Allen	Allen	
CB	Baker	Baker	Baker	Baker	Baker	Baker	Baker	Baker	Baker	Baker	Baker	Baker
FS	Demps	Demps	Demps	Demps	Demps	Demps	Demps	Demps	Demps	Demps	Demps	Demps
SS	Grigsby	Grigsby	Grigsby	Grigsby	Grigsby	Grigsby	Grigsby	Grigsby	Grigsby	Grigsby	Grigsby	Grigsby
CB	Maze		Maze	Maze	Maze	Maze	Maze	Maze	Maze	Maze	Maze	Maze
LB		Allen										
S			McKay			Sturn						
DL						Fifita						
DB												McKay

## DRIVE ENGINEERING

Quarterback	Drives		Drives Ended By							Points Yielded	Pts./ Drive	QB Efficiency
	Started	TD	FG	MFG	Punts	Downs	TO	SF	Clock			
O'Connell	146	32	15	2	63	6	20	0	9	270	1.85	35.8
Mougey	13	3	1	0	4	0	3	0	2	25	1.92	36.4
Dlugolecki	1	0	0	0	0	0	0	0	1	0	0.00	00.0
<b>SAN DIEGO STATE</b>	<b>160</b>	<b>35</b>	<b>16</b>	<b>2</b>	<b>67</b>	<b>6</b>	<b>23</b>	<b>0</b>	<b>12</b>	<b>295</b>	<b>1.84</b>	<b>35.8</b>
<b>OPPONENTS</b>	<b>166</b>	<b>40</b>	<b>13</b>	<b>5</b>	<b>61</b>	<b>8</b>	<b>28</b>	<b>0</b>	<b>9</b>	<b>318</b>	<b>1.77</b>	<b>36.9</b>

QB Efficiency is drives that resulted in scores or missed field goals divided by number of drives minus drives ended by the clock.  
When two quarterbacks are involved in a drive, the quarterback that began the drive will receive credit for points yielded.

## RED ZONE

Inside Opp. 20	Times		Drives Ended By							Total Points	TD Pct.	Scoring Pct.
	TD	FG	MFG	Punts	Downs	TO	SF	Clock				
SAN DIEGO STATE	43	27	11	1	0	0	4	0	0	220	62.8	88.3
OPPONENTS	54	34	7	2	0	1	7	0	3	249	63.0	75.9

## AVERAGE STARTING FIELD POSITION

Line of Scrimmage	Times		Total Yard Line	Average Field Pos	Started in Opp.	Scores	TD	FG	MFG	Punts	Downs	TO	Clock	Total Points
	Started	TD												
SAN DIEGO STATE	160	4534	SD 28.34	20	13	7	6	1	1	2	3	0	60	
OPPONENTS	166	5459	Opp. 32.89	30	20	12	8	1	3	0	3	3	108	

## TURNOVERS

San Diego State's 26 turnovers led to 101 Opponent points: 12 TD, 6 FG: 31.1% of Opponents' total points (325).  
Opponent's 28 turnovers led to 78 San Diego State points: 9 TD, 5 FG: 24.1% of San Diego State's total points (323).

Line of Scrimmage	Own Territory					Opponent Territory					Returned for TD	-----TO By Quarter-----				
	EZ/G-10	11-20	21-30	31-40	41-50	49-40	39-30	29-20	19-10	9-G/EZ		Total	1	2	3	4
SAN DIEGO STATE TOs	2	1	6	4	2	3	2	3	2	2	26	0	5	11	6	4
OPPONENTS TOs	1	2	2	4	3	4	4	2	3	3	28	3	4	9	5	10

## SDSU SCORING DRIVES

Opponent	Drive		Type of Score			Scoring Play
	Plays	Yds.	Time	Score	Qtr/Time	
UCLA	15	70	6:44	TD	1st/1:05	SD 30 Hamilton 1-yard run
UCLA	9	80	2:59	TD	3rd/8:14	SD 20 Webb 27-yard pass from O'Connell
UCLA	14	85	5:13	TD	4th/11:52	SD 15 Hamilton 1-yard run
Air Force	6	64	1:35	TD	1st/4:54	SD 36 O'Connell 1-yard run
Air Force	5	8	2:26	FG	1st/0:55	AF 23 Palmer 33-yard FG
Air Force	14	68	3:46	FG	2nd/0:08	SD 20 Palmer 29-yard FG
Air Force	8	50	3:48	FG	3rd/2:52	SD 20 Palmer 47-yard FG
Air Force	10	81	3:11	TD	4th/9:59	SD 19 Ortiz 12-yard pass from O'Connell
Air Force	10	67	1:50	TD	4th/1:22	SD 33 Hamilton 3-yard run
Ohio St.	1	80	0:11	TD	1st/14:49	SD 20 Swain 80-yard pass from O'Connell
San Jose St.	6	78	2:27	TD	1st/12:33	SD 22 Ortiz 25-yard pass from O'Connell
San Jose St.	8	80	2:50	TD	1st/8:11	SD 20 Webb 33-yard pass from O'Connell
San Jose St.	6	43	1:25	TD	2nd/8:33	SJ 43 Hamilton 4-yard run
San Jose St.	8	62	4:12	TD	2nd/1:42	SD 38 Ortiz 18-yard pass from O'Connell
San Jose St.	11	52	4:55	TD	3rd/8:25	SD 48 Louis 2-yard pass from O'Connell
San Jose St.	7	20	2:20	FG	4th/8:24	SJ 35 Palmer 33-yard FG
San Jose St.	5	69	1:53	TD	4th/2:07	SJ 31 Sampson 23-yard pass from Mougey
BYU	13	80	5:55	TD	2nd/8:57	SD 20 O'Connell 6-yard run
BYU	5	54	1:49	FG	2nd/5:54	SD 34 Palmer 30-yard FG
BYU	15	76	2:12	TD	2nd/0:37	SD 24 Hamilton 1-yard run
BYU	7	32	2:36	TD	3rd/10:39	BY 32 Bornes 4-yard run
BYU	7	90	2:00	TD	4th/11:12	SD 10 Hamilton 6-yard run
UNLV	4	-3	1:34	FG	3rd/0:58	LV 1 Palmer 22-yard FG
Utah	5	81	2:26	TD	1st/12:34	SD 19 Webb 60-yard pass from O'Connell
Utah	7	45	2:06	TD	1st/8:52	UU 45 O'Connell 1-yard run
Utah	5	82	2:09	TD	2nd/8:03	SD 18 Ortiz 5-yard pass from O'Connell
Utah	12	80	5:24	TD	4th/12:18	SD 20 Webb 10-yard pass from O'Connell
New Mexico	9	45	2:20	FG	2nd/8:26	SD 30 Palmer 43-yard FG
New Mexico	7	87	2:14	TD	4th/11:58	SD 13 Webb 3-yard pass from O'Connell
New Mexico	7	80	1:23	TD	4th/4:44	SD 20 Webb 11-yard pass from O'Connell
TCU	4	1	0:46	FG	2nd/12:31	TC 20 Palmer 37-yard FG
TCU	4	46	3:35	TD	2nd/3:00	TC 46 O'Connell 26-yard run
TCU	8	28	1:21	FG	2nd/0:00	TC 46 Palmer 36-yard FG
TCU	8	65	1:30	TD	4th/2:20	SD 35 Webb 8-yard pass from O'Connell
Colorado St.	9	77	5:36	TD	1st/4:46	SD 23 Schilens 20-yard pass from O'Connell
Colorado St.	7	29	3:04	FG	2nd/10:59	SD 42 Palmer 47-yard FG
Colorado St.	7	65	2:54	TD	2nd/5:18	SD 35 Webb 29-yard pass from O'Connell
Colorado St.	7	42	1:12	FG	2nd/2:03	SD 28 Palmer 48-yard FG
Colorado St.	8	50	4:08	FG	4th/13:27	SD 45 Palmer 22-yard FG
Colorado St.	8	80	4:09	TD	4th/0:50	SD 20 Hamilton 47-yard run
Wyoming	8	72	3:33	TD	1st/8:04	SD 28 Bornes 4-yard run
Wyoming	6	80	1:36	TD	3rd/2:17	SD 20 Hamilton 1-yard run
Wyoming	14	64	5:35	FG	4th/9:20	SD 23 Palmer 32-yard FG
Wyoming	5	76	1:46	TD	4th/6:24	SD 24 Ortiz 18-yard pass from O'Connell
Wyoming	5	15	2:12	FG	4th/2:47	WY 24 Palmer 27-yard FG
Hawai'i	1	19	0:05	TD	1st/10:06	UH 19 Schilens 19-yard pass from O'Connell
Hawai'i	4	68	1:19	TD	2nd/14:03	SD 32 Webb 2-yard pass from O'Connell
Hawai'i	7	83	3:45	TD	2nd/5:57	SD 17 O'Connell 14-yard run
Hawai'i	10	66	3:45	FG	3rd/6:46	SD 24 Palmer 28-yard FG
Hawai'i	13	85	3:33	TD	4th/9:57	SD 15 Webb 16-yard pass from O'Connell
Hawai'i	8	32	2:13	TD	4th/7:29	UH 32 Hamilton 2-yard run

## OPPONENT SCORING DRIVES

Opponent	Drive		Type of Score			Scoring Play
	Plays	Yards	Time	Score	Qtr/Time	
UCLA	1	64	0:10	TD	1st/13:01	UC 36 Drew 64-yard run
UCLA	15	80	6:16	TD	2nd/9:49	UC 20 Drew 1-yard run
UCLA				TD	2nd/7:37	Drew 72-yard punt return
UCLA	4	6	2:03	FG	2nd/4:17	SD 11 Medlock 23-yard FG
UCLA	8	74	3:47	TD	3rd/11:13	UC 26 Markey 1-yard run
UCLA	3	27	1:19	TD	3rd/6:55	SD 27 Markey 1-yard run
UCLA	4	-1	1:28	FG	3rd/2:05	SD 30 Medlock 48-yard FG
UCLA	10	24	5:30	FG	4th/1:37	SD 47 Medlock 40-yard FG
Air Force	8	80	2:21	TD	2nd/13:34	SD 49 Kendrick 1-yard run
Air Force	7	51	3:26	TD	2nd/9:26	AF 49 Carney 11-yard run
Air Force	7	52	1:47	TD	2nd/4:01	AF 48 Kendrick 5-yard run
Air Force	8	80	3:50	TD	3rd/11:10	AF 20 McMenomy 38-yard pass from Camey
Air Force	11	81	5:03	TD	4th/4:50	AF 19 Kendrick 1-yard run
Air Force	3	9	1:16	TD	4th/3:17	SD 9 Kendrick 1-yard run
Ohio St.	3	20	1:34	TD	1st/0:26	SD 20 Smith 14-yard run
Ohio St.	8	32	3:27	TD	2nd/5:15	SD 32 Smith 1-yard run
Ohio St.	13	62	5:22	FG	3rd/9:33	OS 31 Huston 25-yard FG
Ohio St.	1	1	0:02	TD	4th/14:58	SD 1 Schnittker 1-yard run
Ohio St.	6	21	2:32	FG	4th/5:55	SD 43 Huston 39-yard FG
San Jose St.	7	72	1:32	TD	1st/11:01	SJ 28 Perry 7-yard run
San Jose St.	10	34	3:20	TD	1st/3:51	SD 34 Perry 2-yard run
San Jose St.	3	50	0:49	TD	4th/7:35	SJ 50 Skillern 27-yard pass from Bozzo
BYU	7	24	2:02	FG	2nd/2:49	SD 40 McLaughlin 33-yard FG
BYU	11	61	4:02	TD	4th/13:12	SD 39 Tahiri 1-yard run
UNLV	6	53	2:47	TD	2nd/2:26	LV 47 Riley 5-yard run
UNLV	5	20	2:46	FG	4th/5:05	LV 45 Aguayo 52-yard FG
UNLV	7	27	3:41	FG	4th/0:09	LV 38 Aguayo 52-yard FG
Utah	14	93	6:54	FG	2nd/10:12	UU 1 Beardall 24-yard FG
Utah	9	71	3:01	TD	2nd/5:02	UU 29 Johnson 3-yard run
Utah	11	60	1:53	FG	2nd/0:07	UU 10 Beardall 47-yard FG
Utah	10	66	3:42	TD	3rd/2:42	UU 34 Ganther 3-yard run
New Mexico	8	52	2:22	TD	1st/11:03	NM 48 Brown 17-yard pass from McKamey
New Mexico	14	80	5:27	TD	1st/3:04	NM 20 Moore 4-yard run
New Mexico	4	7	1:27	FG	1st/0:44	SD 29 Byrd 39-yard FG
New Mexico	10	75	3:19	TD	2nd/10:46	NM 25 Baskett 10-yard pass from McKamey
New Mexico	6	68	1:57	TD	2nd/6:29	NM 32 McKamey 1-yard run
New Mexico	4	-1	0:56	FG	3rd/11:38	SD 25 Byrd 43-yard FG
New Mexico	9	89	3:15	TD	3rd/3:00	NM 11 Baskett 11-yard pass from McKamey
New Mexico	6	48	2:03	TD	4th/2:41	SD 48 Smith 10-yard run
TCU	5	51	1:52	TD	1st/12:02	TC 49 Merrill 1-yard run
TCU	6	55	2:01	TD	3rd/5:02	TC 45 Merrill 21-yard run
TCU	13	92	4:33	TD	4th/14:26	TC 8 Rodgers 6-yard run
TCU	12	60	5:38	FG	4th/3:50	TC 20 Manfredini 37-yard FG
Colorado St.	6	16	2:34	FG	2nd/14:11	SD 20 Smith 21-yard FG
Colorado St.	8	80	3:23	TD	3rd/6:53	CS 20 Bell 16-yard run
Wyoming	4	47	1:27	TD	2nd/13:21	SD 47 Seldon 4-yard run
Wyoming	3	26	1:14	TD	2nd/1:14	SD 26 Seldon 1-yard run
Wyoming	6	64	2:22	TD	4th/14:55	WY 36 Bramlet 6-yard run
Hawai'i	8	87	3:13	TD	1st/0:22	UH 13 Gr-Mull 63-yard pass from Brennan
Hawai'i	7	73	3:07	TD	2nd/2:50	UH 27 Dickerson 17-yard pass from Brennan
Hawai'i	6	49	0:50	TD	2nd/0:28	SD 49 Gr-Mull 13-yard pass from Brennan
Hawai'i	2	10	0:08	TD	2nd/0:15	SD 10 Gr-Mull 10-yard pass from Brennan
Hawai'i	10	87	4:29	TD	3rd/10:31	UH 13 Mauia 10-yard run
Hawai'i	8	66	2:55	TD	3rd/3:51	UH 34 Ilaoa 11-yard pass from Brennan
Hawai'i	4	45	1:45	TD	4th/13:30	SD 45 Ilaoa 25-yard run

## SCORING DRIVE ANALYSIS

Distance	SDSU		Opponent	
	TD	FG	TD	FG
Minus	0	1	0	2
0-9	0	2	2	2
10-19	1	1	1	1
20-29	0	3	3	5
30-39	2	0	2	0
40-49	3	2	4	0
50-59	1	3	7	0
60-69	7	3	6	3
70-79	6	0	5	0
80-89	15	0	8	0
90-99	1	0	1	1

## GAME OPENING DRIVES

Game	SDSU			Opponent		
	Pts.	FD	Yds.	Pts.	FD	Yds.
UCLA	0	1	13	7	1	64
AFA	0	0	2	0	1	33
OSU	6	1	80	0	2	24
SJSU	7	3	78	7	3	72
BYU	0	3	38	0	2	40
UNLV	0	0	5	0	2	33
Utah	7	2	81	0	0	9
UNM	0	0	1	6	3	52
TCU	0	1	31	7	2	51
CSU	0	0	5	0	1	16
WYO	0	0	5	0	0	9
UH	0	3	32	0	0	-1

## 2ND-HALF OPENING DRIVES

Game	SDSU			Opponent		
	Pts.	FD	Yds.	Pts.	FD	Yds.
UCLA	7	4	80	7	4	74
AFA	0	1	18	7	4	80
OSU	0	0	7	3	4	62
SJSU	7	4	52	0	0	4
BYU	7	2	32	0	1	19
UNLV	0	0	5	0	1	15
Utah	0	1	16	0	1	41
UNM	0	0	0	0	0	7
TCU	0	1	16	0	2	16
CSU	0	1	18	0	4	74
WYO	0	3	45	0	1	17
UH	3	2	66	7	5	75

UNIVERSITY HISTORY RECORDS OPPONENTS REVIEW PLAYERS COACHES '06 SEASON

## 2005 MWC STANDINGS

	Mountain West			Overall		
	W	L	Pct.	W	L	Pct.
1. TCU	8	0	1.000	11	1	.917
2. Brigham Young	5	3	.625	6	6	.500
3. Colorado State	5	3	.625	6	6	.500
4. San Diego State	4	4	.500	5	7	.417
New Mexico	4	4	.500	6	5	.545
Utah	4	4	.500	7	5	.583
7. Air Force	3	5	.375	4	7	.364
8. Wyoming	2	6	.250	4	7	.364
9. UNLV	1	7	.125	2	9	.182

3. San Diego St.	12	10-18-28	12-14-26	+2	0.17
BYU	12	13-9-22	7-13-20	+2	0.17
5. Utah	12	8-15-23	14-10-24	-1	-0.08
6. New Mexico	11	5-15-20	8-13-21	-1	-0.09
7. Air Force	11	8-9-17	14-10-24	-7	-0.64
8. UNLV	11	11-5-16	7-17-24	-8	-0.73
9. Wyoming	11	6-14-20	13-19-32	-12	-1.09

### RUSHING OFFENSE

	G	No	Yards	Avg	TD	Yds/G
1. Air Force	11	588	2712	4.6	28	246.5
2. New Mexico	11	527	2200	4.2	23	200.0
3. TCU	12	537	2306	4.3	32	192.2
4. Utah	12	494	2142	4.3	18	178.5
5. BYU	12	418	1828	4.4	24	152.3
6. San Diego St.	12	458	1770	3.9	16	147.5
7. Colorado St.	12	420	1460	3.5	14	121.7
8. Wyoming	11	356	1292	3.6	15	117.5
9. UNLV	11	366	1188	3.2	10	108.0

### RUSHING DEFENSE

	G	No	Yds	Avg	TD	Yds/G
1. TCU	12	456	1295	2.8	12	107.9
2. New Mexico	11	384	1439	3.7	18	130.8
3. BYU	12	420	1773	4.2	18	147.8
4. Utah	12	453	1802	4.0	16	150.2
5. UNLV	11	469	1711	3.6	27	155.5
6. Wyoming	11	485	1868	3.9	15	169.8
7. Air Force	11	442	1909	4.3	28	173.5
8. San Diego St.	12	514	2223	4.3	30	185.2
9. Colorado St.	12	527	2674	5.1	25	222.8

### TOTAL OFFENSE

	G	Rush	Pass	Plays	Yds	Avg/P	TD	Yds/G
1. Utah	12	2142	3534	909	5676	6.2	44	473.0
2. BYU	12	1828	3721	934	5549	5.9	51	462.4
3. Air Force	11	2712	1878	793	4590	5.8	42	417.3
4. Colorado St.	12	1460	3436	822	4896	6.0	39	408.0
5. TCU	12	2306	2493	915	4799	5.2	47	399.9
6. New Mexico	11	2200	2171	838	4371	5.2	39	397.4
7. San Diego St.	12	1770	2779	859	4549	5.3	36	379.1
8. Wyoming	11	1292	2703	733	3995	5.5	33	363.2
9. UNLV	11	1188	2389	760	3577	4.7	25	325.2

### TOTAL DEFENSE

	G	Rush	Pass	Plays	Yds	Avg/P	TD	Yds/G
1. TCU	12	1295	2654	881	3949	4.5	26	329.1
2. Utah	12	1802	2684	846	4486	5.3	35	373.8
3. Wyoming	11	1868	2281	833	4149	5.0	34	377.2
4. New Mexico	11	1439	2797	757	4236	5.6	38	385.1
5. UNLV	11	1711	2751	788	4462	5.7	45	405.6
6. San Diego St.	12	2223	2649	921	4872	5.3	40	406.0
7. BYU	12	1773	3232	831	5005	6.0	43	417.1
8. Air Force	11	1909	2805	766	4714	6.2	44	428.5
9. Colorado St.	12	2674	2472	833	5146	6.2	44	428.8

### PASS EFFICIENCY

	G	Att	Cmp	Pct	Int	Yds	TD	Effci
1. Utah	12	415	258	.622	10	3534	26	149.6
2. Air Force	11	205	121	.590	10	1878	14	148.8
3. Colorado St.	12	402	248	.617	15	3436	25	146.5
4. BYU	12	516	332	.643	13	3721	27	137.1
5. San Diego St.	12	401	246	.613	14	2779	20	129.0
6. New Mexico	11	311	187	.601	13	2171	16	127.4
7. Wyoming	11	377	223	.592	19	2703	18	125.1
8. TCU	12	378	209	.553	11	2493	15	118.0
9. UNLV	11	394	215	.546	17	2389	15	109.4

### SCORING OFFENSE

	G	TD	XP	2XP	DXP	FG	Saf	Pts	Avg
1. TCU	12	50	43	1	0	17	1	398	33.2
2. BYU	12	51	46	1	0	14	0	396	33.0
3. Air Force	11	43	38	2	0	10	0	330	30.0
4. Utah	12	45	40	1	0	16	0	360	30.0
5. New Mexico	11	42	33	1	0	13	0	326	29.6
6. San Diego St.	12	40	36	1	0	15	0	323	26.9
7. Colorado St.	12	41	34	0	0	13	1	321	26.8
8. Wyoming	11	35	32	1	0	9	0	271	24.6
9. UNLV	11	25	21	0	0	12	0	207	18.8

### SCORING DEFENSE

	G	TD	XP	2XP	DXP	FG	Saf	Pts	Avg
1. TCU	12	26	24	1	0	13	1	223	18.6
2. Utah	12	38	28	0	0	11	0	289	24.1
3. Wyoming	11	37	28	1	0	15	0	297	27.0
4. San Diego St.	12	41	37	0	0	14	0	325	27.1
5. BYU	12	46	43	1	0	10	0	351	29.2
6. New Mexico	11	42	34	3	0	11	1	327	29.7
7. Colorado St.	12	45	38	1	0	19	1	369	30.8
8. Air Force	11	44	38	1	0	15	0	349	31.7
9. UNLV	11	49	46	1	0	13	0	381	34.6

### PASS OFFENSE

	G	Att-Cmp-Int	Pct	Yds	Avg	TD	Yds/g
1. BYU	12	516-332-13	64.3	3721	7.2	27	310.1
2. Utah	12	415-258-10	62.2	3534	8.5	26	294.5
3. Colorado St.	12	402-248-15	61.7	3436	8.5	25	286.3
4. Wyoming	11	377-223-19	59.2	2703	7.2	18	245.7
5. San Diego St.	12	401-246-14	61.3	2779	6.9	20	231.6
6. UNLV	11	394-215-17	54.6	2389	6.1	15	217.2
7. TCU	12	378-209-11	55.3	2493	6.6	15	207.8
8. New Mexico	11	311-187-13	60.1	2171	7.0	16	197.4
9. Air Force	11	205-121-10	59.0	1878	9.2	14	170.7

### PASS DEFENSE

	G	Att-Cmp-Int	Pct	Yds	Avg	TD	Yds/g
1. Colorado St.	12	306-180-3	58.8	2472	8.1	19	206.0
2. Wyoming	11	348-195-14	56.0	2281	6.6	19	207.4
3. San Diego St.	12	407-236-18	58.0	2649	6.5	10	220.8
4. TCU	12	425-222-26	52.2	2654	6.2	14	221.2
5. Utah	12	393-214-15	54.5	2684	6.8	19	223.7
6. UNLV	11	319-210-5	65.8	2751	8.6	18	250.1
7. New Mexico	11	373-214-15	57.4	2797	7.5	20	254.3
8. Air Force	11	324-213-9	65.7	2805	8.7	16	255.0
9. BYU	12	411-259-9	63.0	3232	7.9	25	269.3

### TURNOVER RATIO

	G	Gaind	Lost	Mar	Per/G
		Fum-Int-Tot	Fum-Int-Tot		
1. TCU	12	14-26-40	8-11-19	+21	1.75
2. Colorado St.	12	14-13-27	7-15-22	+5	0.42



## PASS EFFICIENCY DEFENSE

	G	Att	Cmp	Int	Pct	Yds	TD	Effic
1. TCU	12	425	222	26	52.2	2654	14	103.3
2. San Diego St.	12	407	236	18	58.0	2649	10	111.9
3. Utah	12	393	214	15	54.5	2684	19	120.1
4. Wyoming	11	348	195	14	56.0	2281	19	121.1
5. New Mexico	11	373	214	15	57.4	2797	20	130.0
6. Colorado St.	12	306	180	13	58.8	2472	19	138.7
7. BYU	12	411	259	9	63.0	3232	25	144.8
8. Air Force	11	324	213	9	65.7	2805	16	149.2
9. UNLV	11	319	210	5	65.8	2751	18	153.8

## RED ZONE OFFENSE

	G	RZ	Pct.	TDs	R/P	FG-AT	F/I/D/O
1. BYU	12	54-60	90.0	43	23/20	11-12	1/2/2/0
2. San Diego St.	12	38-43	88.4	27	14/13	11-12	1/3/0/0
3. TCU	12	50-57	87.7	35	28/7	15-18	0/1/3/0
4. New Mexico	11	39-45	86.7	30	21/9	9-9	2/3/0/1
5. Utah	12	38-45	84.4	27	14/13	11-12	2/2/2/0
6. Air Force	11	42-52	80.8	34	27/7	8-12	2/3/1/0
7. UNLV	11	28-36	77.8	20	8/12	8-10	1/4/1/0
8. Wyoming	11	28-36	77.8	23	14/9	5-7	3/0/3/0
9. Colorado St.	12	38-49	77.6	26	10/16	12-16	0/3/4/0

## RED ZONE DEFENSE

	G	RZ	Pct	TDs	R/P	FG-AT	F/I/D/O
1. TCU	12	24-37	64.9	15	10/5	9-13	4/4/1/0
2. San Diego St.	12	41-55	74.5	34	27/7	7-10	4/2/2/3
3. Utah	12	35-42	83.3	26	14/12	9-11	0/5/0/0
4. UNLV	11	45-54	83.3	32	23/9	13-16	1/1/4/0
5. New Mexico	11	34-39	87.2	26	15/11	8-9	0/2/2/0
6. Colorado St.	12	38-43	88.4	24	14/10	14-14	1/2/2/0
7. Air Force	11	42-47	89.4	33	25/8	9-11	0/1/2/0
8. BYU	12	35-39	89.7	27	14/13	8-8	3/0/1/0
9. Wyoming	11	40-44	90.9	27	14/13	13-14	0/0/2/1

## RUSHING YARDS/GAME

	G	No	Yards	Avg	TD	Yds/G
1. Moore	NM	11	275	1298	4.7	118.0
2. Bell	CS	12	276	1288	4.7	107.3
3. Ganther	UT	11	205	1120	5.5	101.8
4. Brown	BY	12	210	1123	5.3	93.6
5. Seldon	WY	11	187	871	4.7	79.2

## PASSING AVERAGE/GAME

	G	A-C-I	Pct	Yds	TD	Avg/G	
1. Beck	BY	12	513-331-13	64.5	3709	27	309.1
2. Johnson	UT	10	330-210-7	63.6	2892	18	289.2
3. Holland	CS	12	369-235-15	63.7	3185	23	265.4
4. Bramlet	WY	11	359-214-18	59.6	2610	16	237.3
5. O'Connell	SD	12	375-233-12	62.1	2663	19	221.9

## TOTAL OFFENSE/GAME

	G	Rush	Pass	Plays	Total	Yds/G
1. Johnson	UT	10	478	2892	482	3370
2. Beck	BY	12	61	3709	586	3770
3. O'Connell	SD	12	402	2663	515	3065
4. Holland	CS	12	-174	3185	406	3011
5. Bramlet	WY	11	109	2610	441	2719

## RECEPTIONS/GAME

	G	Rec	Yds	TD	Avg/C	Rec/G
1. Webb	SD	12	92	1109	10	12.1
2. Anderson	CS	12	86	1221	8	14.2
3. Bouknight	WY	11	77	1116	12	14.5
4. Latendresse	UT	9	55	810	8	14.7
5. Baskett	NM	11	67	1071	9	16.0

## RECEPTION YARDS/GAME

	G	Rec	Yds	TD	Avg/C	Yds/G
1. Anderson	CS	12	86	1221	8	14.2
2. Bouknight	WY	11	77	1116	12	14.5
3. Baskett	NM	11	67	1071	9	16.0
4. Webb	SD	12	92	1109	10	12.1
5. Latendresse	UT	9	55	810	8	14.7

## ALL PURPOSE YARDS/GAME

	G	Rush	Rcv	PR	KR	Yds	Avg/g
1. Bouknight	WY	11	94	1116	0	555	1765
2. Moore	NM	11	1298	371	0	0	1669
3. Brown	BY	12	1123	454	0	0	1577
4. Ganther	UT	11	1120	314	0	0	1434
5. Rodgers	TC	12	41	685	290	515	1531

## PASS EFFICIENCY

	G	A-C-I	Pct	Yds	TD	Eff
1. Fitch	AF	9	54-26-2	48.1	485	7
2. Johnson	UT	10	330-210-7	63.6	2892	18
3. Carney	AF	11	148-95-7	64.2	1393	7
4. Holland	CS	12	369-235-15	63.7	3185	23
5. Ballard	TC	10	232-139-7	59.9	1801	13

## PUNTING AVERAGE

	G	Punt	Yds	Avg
1. Kaylor	CS	12	53	2400
2. Hughes	SD	12	67	3003
3. Brooks	WY	11	31	1293
4. Facer	LV	11	66	2709
5. Gaus	NM	11	52	2117

## SCORING/GAME

	G	TD	XPT	FG	Pts	Pts/g
1. Moore	NM	11	17	2	0	104
2. Brown	BY	12	16	2	0	98
3. Manfredini	TC	10	0	40	13	79
4. Beardall	UT	12	0	40	16	88
5. McLaughlin	BY	12	0	46	14	88

## FIELD GOAL PERCENTAGE

	G	FG	FGA	Long	Pct
1. Manfredini	TC	10	13	43	100.0
2. Palmer	SD	12	15	48	88.2
3. Bryd	NM	11	13	46	86.7
4. Beardall	UT	12	16	47	84.2
5. Aguayo	LV	11	12	52	75.0

## TACKLES

	G	Pos	Solo	Ast	Tot	Avg/g	Sk
1. Keiaho	SD	11	LB	68	45	113	10.3
Toone	UT	12	LB	52	61	113	9.4
3. Miklos	LV	11	DB	60	38	98	8.9
4. Bell	LV	11	LB	50	42	92	8.4
5. Giannini	AF	11	SAF	49	43	92	8.4

## PASSES DEFENDED

	G	PBU	INT	Total	Avg/g
1. Weddle	UT	12	12	4	16
2. Maze	SD	12	12	3	15
3. Butler	TC	12	8	5	13
4. Baker	SD	12	12	1	13
5. Herbert	CS	12	9	3	12

'06 SEASON

COACHES

PLAYERS

REVIEW

OPPONENTS

RECORDS

HISTORY

UNIVERSITY

# 2005 ALL-MWC TEAMS

## ALL-MOUNTAIN WEST CONFERENCE FIRST TEAM

### Offense

Pos.	Name	Cl.	School
QB	John Beck	Jr.	Brigham Young
WR	Hank Baskett III	Sr.	New Mexico
WR	Jovon Bouknight	Sr.	Wyoming
RB	Curtis Brown	Jr.	Brigham Young
RB	DonTrell Moore	Sr.	New Mexico
TE	Jonny Harline	So.	Brigham Young
OL	Ryan Cook	Sr.	New Mexico
OL	Robert Turner	Jr.	New Mexico
OL	Herbert Taylor	Jr.	TCU
OL	Michael Toudouze	Sr.	TCU
OL	Jesse Boone	Sr.	Utah
PK	Dan Beardall	Sr.	Utah
PR/KR	Cory Rodgers	Jr.	TCU

### Defense

Pos.	Name	Cl.	School
DL	Tommy Blake	So.	TCU
DL	Chase Ortiz	So.	TCU
DL	Evroy Thompson	Sr.	New Mexico
DL	Steve Fifita	Sr.	Utah
LB	Mike Mohoric	Sr.	New Mexico
LB	<b>Freddy Keiaho</b>	Sr.	<b>San Diego State</b>
LB	Spencer Toone	Sr.	Utah
DB	Gabriel Fulbright	Sr.	New Mexico
DB	<b>Marcus Demps</b>	Sr.	<b>San Diego State</b>
DB	Quincy Butler	Sr.	TCU
DB	Eric Weddle	Jr.	Utah
P	Jimmie Kaylor	So.	Colorado State

### MWC AWARD WINNERS

Offensive Player of the Year	DonTrell Moore, Sr., TB, New Mexico
Defensive Player of the Year	Eric Weddle, Jr., DB, Utah
Freshman of the Year	Aaron Brown, TB, TCU
Coach of the Year	Gary Patterson, TCU

## ALL-MOUNTAIN WEST CONFERENCE SECOND TEAM

### Offense

Pos.	Name	Cl.	School
QB	Brian Johnson	So.	Utah
WR	David Anderson	Sr.	Colorado State
WR	<b>Jeff Webb</b>	Sr.	<b>San Diego State</b>
RB	Kyle Bell	So.	Colorado State
RB	Quinton Ganther	Sr.	Utah
TE	Greg Estandia	Sr.	UNLV
OL	Jon Wilson	Sr.	Air Force
OL	Jake Kuresa	Jr.	Brigham Young
OL	Lance Reynolds, Jr.	Sr.	Brigham Young
OL	Michael Brisiel	Sr.	Colorado State
OL	Tavo Tupola	Jr.	Utah
OL	Stephen Culp	Sr.	TCU
PK	Chris Manfredini	So.	TCU
PR/KR	Jovon Bouknight	Sr.	Wyoming

### Defense

Pos.	Name	Cl.	School
DL	Manaia Brown	Sr.	BYU
DL	<b>Kurt Kahui</b>	Sr.	<b>San Diego State</b>
DL	Ranorris Ray	Sr.	TCU
DL	Dusty Hoffschneider	Sr.	Wyoming
LB	Cameron Jensen	Jr.	Brigham Young
LB	Jason Phillips	Fr.	TCU
LB	Beau Bell	So.	UNLV
DB	Drew Coleman	Sr.	TCU
DB	Jeremy Modkins	Sr.	TCU
DB	Joe Miklos	Sr.	UNLV
DB	Casey Evans	Jr.	Utah
P	<b>Michael Hughes</b>	So.	<b>San Diego State</b>

### HONORABLE MENTION

Air Force: Bobby Giannini, So., DB; Gilberto Perez, Jr., DL; Ross Weaver, Sr., OL. BYU: Justin Luetzgerodt, Sr., LB. Colorado State: Josh Day, Jr., OL; Travis Garcia, Sr., S; Robert Herbert, Jr., DB; Courtney Jones, Sr., LB. Miles Kochevar, Sr., Jesse Nading, So., DL; Clint Oldenburg, Jr., OL; Kory Sperry, So., TE. New Mexico: Cody Kase, So., LB. **San Diego State: Antwan Applewhite, So., DL; Reggie Grigsby, Sr., DB; Jasper Harvey, Sr., OL; Joe Martin, Jr., LB; Terrell Maze, Jr., DB; Garrett Palmer, So., PK.** TCU: Jeff Ballard, Jr., QB; Aaron Brown, Fr. TB; Robert Hensen, Fr., LB; Robert Merrill, Jr. TB; Cory Rodgers, Jr., WR; Marvin White, Jr., DB. UNLV: Sergio Aguayo, So., K; Howie Fuimaono, Jr., DL; Leon Moore, Sr., DL. Utah: None. Wyoming: Ward Dobbs, Fr., LB; John Flora, Sr., DL; Chase Johnson, Jr., OL; Jason Karcher, Jr., OL; Derrick Martin, Jr., DB; Ron Rockett, Sr., DB; John Wendling, Jr., DB.

## NATIONAL AWARD WINNERS

### WALTER CAMP

Pos.	Name	Cl.	School
<i>Second Team</i>			
KR	Cory Rodgers	Jr.	TCU

### SI.COM

Pos.	Name	Cl.	School
<i>First Team</i>			
KR	Cory Rodgers	Jr.	TCU
<i>Honorable Mention</i>			
RB	Kyle Bell	So.	CSU
P	Jimmie Kaylor	So.	CSU
TB	DonTrell Moore	Sr.	UNM

### COLLEGE FOOTBALL NEWS

Pos.	Name	Cl.	School
<i>Second Team</i>			
KR	Cory Rodgers	Jr.	TCU
<i>Third Team</i>			
DB	Eric Weddle	Jr.	Utah
<i>Honorable Mention</i>			
P	Jimmie Kaylor	So.	CSU
P	<b>Michael Hughes</b>	So.	<b>SDSU</b>
TE	Jonny Harline	Jr.	BYU
WR	Jovon Bouknight	Sr.	Wyoming

### COLLEGE FOOTBALL NEWS

FRESHMAN ALL-AMERICAN		
Pos.	Name	School
<i>Second Team</i>		
OG	Dallas Reynolds	BYU
LB	Jason Phillips	TCU

### THE SPORTING NEWS FRESHMAN ALL-AMERICAN

Pos.	Name	School
<i>Second Team</i>		
LB	Jason Phillips	TCU
<i>Third Team</i>		
OG	Dallas Reynolds	BYU

### Honorable Mention

LB	Jeff Horinek	CSU
DT	Matt Rupp	CSU
S	Blake Ligon	UNM
S	DeAndre Wright	UNM
LB	<b>Russell Allen</b>	<b>SDSU</b>
TB	Aaron Brown	TCU
WR	Brent Casteel	Utah
RB	Wynel Seldon	Wyoming

### ESPN.COM

Pos.	Name	Cl.	School
<i>First Team</i>			
KR	Cory Rodgers	Jr.	TCU

'06 SEASON

COACHES

PLAYERS

REVIEW

OPPONENTS

RECORDS

HISTORY

UNIVERSITY

# 2005 GAME RECAPS

## GAME 1 *Sept. 3 • Qualcomm Stadium (50,710)* vs. UCLA

**SAN DIEGO** - For the first time in the last eight series meetings, San Diego State posted more total offense than UCLA (402-349), but the Bruins cashed in on two turnovers and put on a special teams clinic in defeating San Diego State, 44-21, at Qualcomm Stadium.

With 50,710 people, the sixth largest home crowd in school history watching, the Aztecs enjoyed statistical advantages in total offense, passing offense, time of possession and third down conversions. UCLA countered by forcing two key second quarter turnovers, one which gave the Bruins the ball at the SDSU 11 and one that came on a second-and-goal play for SDSU.

The game featured two of the nation's top backs in Doak Walker candidates Maurice Drew (UCLA) and Lynell Hamilton (SDSU) and neither disappointed. Drew carried 11 times for 114 yards and two touchdowns. Hamilton, playing in his first game since November of 2003, carried 24 times for 82 yards and two touchdowns.

UCLA struck first on its first play from scrimmage as Drew turned the left side for a 64-yard touchdown run. The Aztecs got on the board late in the first quarter when Hamilton went in from one yard out to make it 7-6 Bruins.

In the second quarter, UCLA used a 72-yard punt return for a touchdown and the two key aforementioned turnovers to score 17 points and take a 24-6 lead at intermission. The Bruins took the opening kickoff of the third quarter and drove 74 yards to jump ahead 31-6, before eventually winning 44-21.

UCLA increased its lead in the all-time series to 20-0-1, however, SDSU claimed its first advantage in total offense in the series since 1989.

	1	2	3	4	Total
UCLA	7	17	17	3	- 44
San Diego St.	6	0	8	7	- 21

- LA - Drew 64 yd run (Medlock kick) - 1 play, 64 yards, 0:10 (13:01, 1st)
- SD - Hamilton 1 yd run (Palmer kick blocked) - 15 plays, 70 yards, 6:44 (1:05, 1st)
- LA - Drew 1 yd run (Medlock kick), 15 plays, 80 yards, 6:16 (9:49, 2nd)
- LA - Drew 72 yd punt return (Medlock kick), no drive (7:37, 2nd)
- LA - Medlock 23 yd field goal, 4 plays, 6 yards, 2:03 (4:17, 2nd)
- LA - Markey 1 yd run (Medlock kick), 8 plays, 74 yards, 3:47 (11:13, 3rd)
- SD - Webb 27 yd pass from O'Connell (Ortiz pass from O'Connell), 9 plays, 80 yards, 2:59 (8:14, 3rd)
- LA - Markey 1 yd run (Medlock kick), 3 plays, 27 yards, 1:19 (6:55, 3rd)
- LA - Medlock 48 yd field goal, 4 plays, -1 yard, 1:28 time of drive (2:05, 3rd)
- SD - Hamilton 1 yd run (Palmer kick), 14 plays, 85 yards, 5:13 time of drive (11:52, 4th)
- LA - Medlock 40 yd field goal, 10 plays, 24 yards, 5:30 time of drive (1:37, 4th)

### INDIVIDUAL STATS

**Rushing (Atts.-Yards-TDs):** SDSU: Hamilton 24-82-2; O'Connell 15-50; Bornes 4-21; Mougey 3-3. UCLA: Drew 11-114-2; Markey 15-43-2; Breazell 1-25; Bell 6-17; Olson 2-(-8). **Passing (Att.-Comp.-Int., Yards, TDs):** SDSU: O'Connell 19-26-2, 204, 1; Mougey 5-9-0, 42. UCLA: Olson 10-15-0, 152; Koral 2-3-0, 6. **Receiving (No.-Yards-TDs):** SDSU: Webb 5-71-1; Hamilton 5-35; Bornes 3-31; Sampson 3-22; Schilens 2-25; Ortiz 2-25; Louis 1-18; Edwards 1-14; Miclot 1-4; Franklin, 1-1. UCLA: Lewis 7-131; Moya 2-2; Breazell 1-15; Pitre 1-8; Baumgartner 1-2.

### TEAM STATS

	UCLA	SDSU
First Downs	16	23
Rushes-Yards	35-191	46-156
Passing Yards	158	246
C-A-I	12-18-0	24-35-2
Total Offense	349	402
Fumbles-Lost	0-0	0-0
Penalties-Yards	6-50	4-26
Possession Time	26:51	33:09
Turnovers	0	2
Average Field Pos.	44	20

## GAME 2 *Sept. 10 • Falcon Stadium (30,101)* at Air Force

**USAF ACADEMY, Colo.** - For the second straight week, San Diego State amassed over 400 yards of total offense, but Air Force brought its own high-octane offense along with an opportunistic defense to overpower the Aztecs, 41-29, in the Mountain West Conference opener for both teams.

Jacobe Kendrick rushed for 128 yards and scored four touchdowns as the Falcons rolled up 503 yards of total offense and converted three SDSU turnovers into 21 points, helping snap the Aztecs' three-game series winning streak.

Things looked good for SDSU in the early going as the Aztecs jumped to a 10-0 lead in the first quarter. After an unsuccessful Air Force fake punt, SDSU marched 64 yards in six plays, scoring on a Kevin O'Connell quarterback keeper. Garrett Palmer then added a 40-yard field goal and the Aztecs appeared in control.

The Falcons, however, owned the second quarter, scoring 20 straight points to seize the momentum. After a long touchdown drive, the Falcons capitalized on two O'Connell fumbles near midfield.

The Aztecs stopped the Falcon uprising when Garrett Palmer connected on a 29-yard field goal to cut the Falcon lead to 20-13 at halftime.

Air Force stretched its lead to 27-13 after Robert McMenomy hauled in 38-yard touchdown pass from Shaun Carney.

The Aztecs whittled into the Falcon lead on a 47-yard Palmer field goal and a 12-yard scoring strike from O'Connell to Robert Ortiz, but Air Force matched SDSU's two touchdown effort in the fourth quarter to secure the victory.

	1	2	3	4	Total
San Diego St.	10	3	3	13	- 29
Air Force	0	20	7	14	- 41

- SD - O'Connell 1 yd run (Palmer kick), 6 plays, 64 yards, 1:35 (4:54, 1st)
- SD - Palmer 33 yd field goal, 5 plays, 8 yards, 2:26 (0:55, 1st)
- AF - Kendrick 1 yd run (kick blocked), 8 plays, 80 yards, 2:21 (13:34, 2nd)
- AF - Carney 11 yd run (Eberle kick), 7 plays, 51 yards, 3:26 (9:26, 2nd)
- AF - Kendrick 5 yd run (Eberle kick), 7 plays, 52 yards, 1:47 (4:01, 2nd)
- SD - Palmer 29 yd field goal, 14 plays, 68 yards, 3:46 (0:08, 2nd)
- AF - McMenomy 38 yd pass from Carney (Eberle kick), 8 plays, 80 yards, 3:50 (11:10, 3rd)
- SD - Palmer 47 yd field goal, 8 plays, 50 yards, 3:48 (2:52, 3rd)
- SD - Ortiz 12 yd pass from O'Connell (O'Connell pass failed), 10 plays, 81 yards, 3:11 (9:59, 4th)
- AF - Kendrick 1 yd run (Eberle kick), 11 plays, 81 yards, 5:03 (4:50, 4th)
- AF - Kendrick 1 yd run (Eberle kick), 3 plays, 9 yards, 1:16 (3:17, 4th)

### INDIVIDUAL STATS

**Rushing (Atts.-Yards-TDs):** SDSU: Hamilton 15-65-1; O'Connell 11-52; Mougey 3-24; Bornes 2-19; Franklin 2-4. AFA: Kendrick 26-128-4; Carney 20-81-1; Smith 5-30; Handley 1-11; McCarthy 1-9; Williams 3-9; Hall 3-4; Fitch 3-2; Heaton 1-(-2). **Passing (Att.-Comp.-Int., Yards, TDs):** SDSU: O'Connell 24-39-1, 227, 1; Mougey 3-5-0, 26. AFA: Carney 10-12-0, 231, 1. **Receiving (No.-Yards-TDs):** SDSU: Webb 8-91-0; Ortiz 6-53-1; Schilens 3-29; Hamilton 2-19; Sampson 2-15; Swain 2-14; Louis 1-11; Bornes 1-9; Edwards 1-6; Miclot 1-6. AFA: Brown 4-115; Kendrick 2-39; Hall 2-30; McMenomy 1-38-1; Kirkwood 1-9.

### TEAM STATS

	SDSU	AFA
First Downs	26	25
Rushes-Yards	33-164	67-272
Passing Yards	253	231
C-A-I	27-44-1	10-12-0
Total Offense	417	503
Fumbles-Lost	3-2	5-1
Penalties-Yards	3-30	4-40
Possession Time	26:08	33:52
Turnovers	3	1
Average Field Pos.	28	35

06 SEASON

COACHES

PLAYERS

REVIEW

OPPONENTS

RECORDS

HISTORY

UNIVERSITY

# 2005 GAME RECAPS

## GAME 3 *Sept. 17 • Ohio Stadium (104,533)* at (9/9) Ohio State

COLUMBUS, Ohio - San Diego State started off on the right note scoring on its first play from scrimmage, but could not overcome a stifling Ohio State defense as the ninth-ranked Buckeyes defeated the Aztecs, 27-6, before a crowd of 104,533 at Ohio Stadium.

SDSU quarterback Kevin O'Connell, who threw for 159 yards on 12-of-17 passing, silenced the crowd when he hit wide receiver Brett Swain on the sideline for an 80-yard touchdown. The scoring drive, which took all of 11 seconds, was the Aztecs' longest single play of the season.

After taking an early lead for a second consecutive week, SDSU would never see the scoreboard again as the Buckeyes came with defensive pressure early and often. For the game, San Diego State only recorded three first downs, 13 rushing yards and 166 passing yards.

Despite SDSU's offensive struggles, the Aztec defense kept the visiting side in the game as it kept Ohio State to only 375 yards of total offense. The 179 yards the Buckeyes earned on the ground was the fewest allowed by SDSU through three games.

Leading the way for the Aztecs was Freddy Keiaho. The senior linebacker totaled 18 tackles, 10 of which were of the solo variety, a tackle for a loss of eight yards and a pass break up. Cornerback Donny Baker also had an impressive game with 12 tackles, a forced fumble, a pass breakup and the team's first interception of the season. Safeties Marcus Demps and Reggie Grigsby each chipped in nine tackles apiece.

As the third quarter wound down and the Buckeyes leading 17-6, Ohio State punted to the SDSU 13 with an Aztec penalty to follow as time expired. With no time left on the clock and the ball at the SDSU 7-yard line, O'Connell rushed to his right, fumbled the ball and Buckeye linebacker Anthony Schlegel recovered it on the one-yard line.

Both teams marched to the other side of the field to begin the final quarter and Brandon Schnittker ran it in from a yard out, effectively ending any chance of an Aztec rally.

	1	2	3	4	Total
San Diego St.	6	0	0	0	- 6
Ohio St.	7	7	3	10	- 27

SD - Swain 80 yd pass from O'Connell (Palmer kick failed), 1 plays, 80 yards, 0:11 (14:49, 1st)

OS - Smith 14 yd run (Huston kick), 3 plays, 20 yards, 1:34 (0:26, 1st)

OS - Smith 1 yd run (Huston kick), 8 plays, 32 yards, 3:27 (5:15, 2nd)

OS - Huston 25 yd FG, 13 plays, 62 yards, 5:22 (9:33, 3rd)

OS - Schnittker 1 yd run (Huston kick), 1 play, 1 yard, 0:02 time of drive.

OS - Huston 39 yd FG, 6 plays, 21 yards, 2:32 time of drive.

### INDIVIDUAL STATS

**Rushing (Atts.-Yards-TDs):** SDSU: Hamilton 7-10; Bornes 3-6; Mougey 1-6; O'Connell 8(-9). OSU: Smith 14-87-2; Pittman 18-58; Wells 9-32; Schnittker 3-3; Ginn, Jr. 1(-7).  
**Passing (Att.-Comp.-Int., Yards, TDs):** SDSU: O'Connell 17-12-0, 159, 1; Mougey 5-2-0, 7. OSU: Smith 26-14-1, 231; Zwick 10-9-0, 47.

**Receiving (No.-Yards-TDs):** SDSU: Webb 4-18; Schilens 3-41; Ortiz 3-16; Hamilton 3-11; Swain 1-80-1. OSU: Hall 4-44; Holmes 4-42; Ginn, Jr. 3-37; Gonzalez 3-25; Hamby 3-10; Haw 2-6; Robiskie 1-13.



## GAME 4 *Sept. 24 • Qualcomm Stadium (55,868)* vs. San Jose State

SAN DIEGO - Sophomore quarterback Kevin O'Connell was 23-of-29 with career highs of 271 yards and four touchdowns and the Aztec defense limited the Spartans to 233 yards as San Diego State defeated San Jose State, 52-21, at Qualcomm Stadium.

The Aztecs defeated the Spartans for the seventh straight time and kept San Jose State winless in San Diego since 1952. The game was played in front of 55,868 fans, the third largest home crowd in SDSU history.

San Diego State produced its highest point total since 1996 and the defense limited the Spartans to just 161 yards after their opening drive of the game. The Aztecs, who never trailed, enjoyed at least a two touchdown lead in the final 31:42 of the game.

O'Connell found seven different receivers and had touchdown strikes to three different targets. Senior Jeff Webb became the 11th player in SDSU history to surpass 2,000 career yards receiving with eight catches for 133 yards and a touchdown. Senior slot receiver Robert Ortiz caught six passes for 77 yards and added a pair of touchdown receptions.

The Aztecs got touchdown drives of 78 and 80 yards on its first two possessions but were tied at 14 after one quarter. The San Diego State defense stepped up in the second quarter, limiting the Spartans to just eight yards and no first downs while the offense struck for two more touchdowns.

	1	2	3	4	Total
San Jose St.	14	0	0	7	- 21
San Diego St.	14	14	7	17	- 52

SD - Ortiz 25 yd pass from O'Connell (Palmer kick) - 6 plays, 78 yards, 2:27 (12:33, 1st)

SJ - Perry 7 yd run (Strubeck kick) - 7 plays, 72 yards, 1:32 (11:01, 1st)

SD - Webb 33 yd pass from O'Connell (Palmer kick) - 8 plays, 80 yards, 2:50 (8:11, 1st)

SJ - Perry 2 yd run (Strubeck kick) - 10 plays, 34 yards, 3:20 time of drive (3:51, 1st)

SD - Hamilton 4 yd run (Palmer kick) - 6 plays, 43 yards, 1:25 (8:33, 2nd)

SD - Ortiz 18 yd pass from O'Connell (Palmer kick) - 8 plays, 62 yards, 4:12 (1:42, 2nd)

SD - Louis 2 yd pass from O'Connell (Palmer kick) - 11 plays, 52 yards, 4:55 (8:25, 3rd)

SD - Palmer 33 yd FG - 7 plays, 20 yards, 2:20 time of drive (8:24, 4th)

SJ - Skillern 27 yd pass from Bozzo (Strubeck kick) - 3 plays, 50 yards, 0:49 (7:35, 4th)


SD - Sampson 23 yd pass from Mougey (Palmer kick) - 5 plays, 69 yards, 1:53 (2:07, 4th)

SD - Sturm 44 yd interception return (Palmer kick) - no drive (1:15, 4th)

### INDIVIDUAL STATS

**Rushing (Atts.-Yards-TDs):** SDSU: Hamilton 19-72-1; Mougey 5-55; O'Connell 23-49; Bornes 8-29; Webb 1-12; Porter 1(-7). SJSU: Perry 10-49-2; Bozzo 6-38; Davis 8-19; Tafrales 2-18; Broussard 1-6; Callier 1-2; Ferguson 2-0.  
**Passing (Att.-Comp.-Int., Yards, TDs):** SDSU: O'Connell 29-23-0, 271, 4; Mougey 4-2-0, 32, 1. SJSU: Bozzo 22-7-1, 44, 1; Tafrales 18-5-1, 57.

**Receiving (No.-Yards-TDs):** SDSU: Webb 8-133-1; Ortiz 6-77-2; Swain 4-38; Hamilton 4-25; Sampson 1-23; Bornes 1-5; Louis 1-2-1. SJSU: Skillern 3-48-1; J. Jones 3-45; Broussard 3-0; Davis 1-9; Lance 1-6; Watje 1(-7).



'06 SEASON

COACHES

PLAYERS

REVIEW

OPPONENTS

RECORDS

HISTORY

UNIVERSITY

# 2005 GAME RECAPS

## GAME 5 *Oct. 1 • Qualcomm Stadium (41,680)* vs. Brigham Young

**SAN DIEGO** - San Diego State used a balanced attack through the air and on the ground to defeat Brigham Young, 31-10, at Qualcomm Stadium, securing its first Mountain West Conference victory of the year. The win snapped the Cougars four-game series win streak and was the Aztecs' first home victory over BYU since 1988.


Running back Lynell Hamilton showed flashes of 2003 when he was a freshman All-America selection. He carried the ball 30 times for 161 yards and two touchdowns. Teammate Brandon Bornes rushed for 77 yards and a score, while quarterback Kevin O'Connell added 27 yards and a TD to lead the ground attack.

O'Connell also stifled the Cougar defense with his arm, completing 21 of his 31 passes, including each of his first 12 attempts, for 243 yards. Wide receiver Jeff Webb hauled in a career-high 13 passes for 129 yards, his second consecutive 100-yard game.

The first 15 minutes the game was scoreless, until SDSU jumped out to a 10-0 lead in the second quarter thanks to a six-yard TD run by O'Connell and a Garrett Palmer 30-yard field goal. BYU later added three points, but with the half winding down, Hamilton found the end zone from a yard out to give the Aztecs a 17-3 cushion and a lead they would not relinquish.

In the third quarter, the SDSU defense tightened up and kept the Cougars, who were 5-of-16 on third downs, off the scoreboard. The Aztec offense meanwhile, added another seven points when Bornes scored his first touchdown of the season with a four-yard run.

With the game in control, Hamilton posted his second TD of the night which capped a season-long, 90-yard scoring drive to put the game out of BYU's reach.



### GAME NOTES

SDSU posted its first victory over BYU since 2000, snapping a four-game skid ... The Aztecs posted their first victory in San Diego against the Cougars since Nov. 5, 1988, a span of seven games ... SDSU's 21-point margin of victory is the Aztecs' second highest in the series with BYU.

	1	2	3	4	Total
Brigham Young	0	3	0	7	- 10
San Diego St.	0	17	7	7	- 31

SD - O'Connell 6 yd run (Palmer kick) - 13 plays, 80 yards, 5:55 (8:57, 2nd)  
 SD - Palmer 30 yd FG - 5 plays, 54 yards, 1:49 time of drive (5:54, 2nd)  
 BY - McLaughlin 33 yd FG - 7 plays, 24 yards, 2:02 time of drive (2:49, 2nd)  
 SD - Hamilton 1 yd run (Palmer kick) - 15 plays, 76 yards, 2:12 (0:37, 2nd)  
 SD - Bornes 4 yd run (Palmer kick) - 7 plays, 32 yards, 2:36 (10:39, 3rd)  
 BY - Tahi 1 yd run (McLaughlin kick) - 11 plays, 61 yards, 4:02 (13:12, 4th)  
 SD - Hamilton 6 yd run (Palmer kick) - 7 plays, 90 yards, 2:00 (11:12, 4th)

### INDIVIDUAL STATS

**Rushing (Atts.-Yards-TDs):** SDSU: Hamilton 30-161-2; Bornes 18-77-1; O'Connell 7-27-1. **BYU:** Tahi 5-33-1; Brown 6-25; Meikle 1-2; Beck 7-(16).  
**Passing (Att.-Comp.-Int., Yards, TDs):** SDSU: O'Connell 31-21-0, 243. **BYU:** Beck 49-25-2, 261.

**Receiving (No.-Yards-TDs):** SDSU: Webb 13-129; Swain 3-74; Schilens 2-26; Edwards 1-13; Bornes 1-7; Hamilton 1-(6). **BYU:** Tahi 8-80; Harline 7-123; Brown 6-32; Meikle 2-11; Watkins 1-9; Reed 1-6.

TEAM STATS	BYU	SDSU
First Downs	15	26
Rushes-Yards	19-44	55-265
Passing Yards	261	243
C-A-I	25-49-2	21-31-0
Total Offense	305	508
Fumbles-Lost	1-1	2-1
Penalties-Yards	6-51	3-26
Possession Time	24:47	35:13
Turnovers	3	1
Average Field Pos.	29	28

## GAME 6 *Oct. 8 • Sam Boyd Stadium (18,372)* at UNLV

**LAS VEGAS** - Sergio Aguayo hit two 52-yard field goals in the last 5:05 of the fourth quarter, including the game-winner with only nine seconds remaining, to give UNLV a 13-10 victory over San Diego State at Sam Boyd Stadium.

On a day where the offense struggled, the SDSU defense had another strong performance. The Aztecs limited UNLV to 13 first downs, 241 yards of total offense and forced three turnovers. In addition, the SDSU defense scored a touchdown and set up all 10 points. The Rebels' 88 yards through the air were the fewest allowed by the defense since Ohio State's 76 on Sept. 6, 2003.

Freddy Keiaho led the Aztecs in tackles for the fifth time, registering 13 stops (five solos), and recovering his first career fumble and returning it 39 yards to the Rebel one-yard line, setting up a Garrett Palmer 22-yard field goal.

Russell Allen, the reigning Mountain West Conference Defensive Player of the Week, recorded four tackles and made his first career interception.

Reggie Grigsby finished the game with nine tackles and Joe Martin had eight stops and his first career interception, bringing it back 86 yards the other way for the first score of the game. It was the fifth consecutive game that SDSU got on the scoreboard first.

UNLV responded with a six-play, 53-yard drive that culminated in a five-yard touchdown run by JaJa Riley.

The score would remain 7-7 until Palmer's 22-yard field goal with 58 seconds left in the third quarter.

Aguayo then nailed his two 52-yarders, helping the Rebels snap their three-game losing streak against the Aztecs.



### GAME NOTES

The Aztec defense has allowed only 30 points in the last 11 quarters ... SDSU held UNLV to just 76 yards passing, the fewest by an Aztec opponent since Ohio State threw for just 95 yards on Sept. 6, 2003 ... UNLV's second quarter touchdown was its first in 151 minutes and 15 seconds against San Diego State ... UNLV's winning field goal with nine seconds remaining, broke the Aztecs' streak of 179 minutes and 51 seconds without trailing.

	1	2	3	4	Total
San Diego St.	0	7	3	7	- 10
UNLV	0	7	0	6	- 13

SD - J. Martin 84 yd interception return (Palmer kick) - no drive (5:17, 2nd)  
 LV - Riley 5 yd run (Aguayo kick) - 6 plays, 53 yards, 2:47 (2:26, 2nd)  
 SD - Palmer 22 yd FG - 4 plays, -3 yards, 1:34 time of drive (0:58, 3rd)  
 LV - Aguayo 52 yd FG - 5 plays, 20 yards, 2:46 time of drive (5:05, 4th)  
 LV - Aguayo 52 yd FG - 7 plays, 27 yards, 3:41 time of drive (0:09, 4th)

### INDIVIDUAL STATS

**Rushing (Atts.-Yards-TDs):** SDSU: Bornes 11-33; Hamilton 5-14; Franklin 2-3; O'Connell 17-(16). **UNLV:** E. Jackson 29-109; Riley 8-42-1; J. Jackson 10-8; Smith 1-(2); Wheaton 1-(4).  
**Passing (Att.-Comp.-Int., Yards):** SDSU: O'Connell 28-14-3, 106. **UNLV:** J. Jackson 18-8-2, 88.

**Receiving (No.-Yards-TDs):** SDSU: Ortiz 6-62; Webb 3-25; Bornes 3-3; Swain 1-8; Hamilton 1-8. **UNLV:** Estandia 4-61; Flair 2-15; Saint Preaux 1-9; Smith 1-3.

TEAM STATS	SDSU	UNLV
First Downs	10	13
Rushes-Yards	35-34	49-153
Passing Yards	106	88
C-A-I	14-28-3	8-18-2
Total Offense	140	241
Fumbles-Lost	1-1	1-1
Penalties-Yards	5-42	5-35
Possession Time	26:23	33:37
Turnovers	4	3
Average Field Pos.	34	29

06 SEASON

COACHES

PLAYERS

REVIEW

OPPONENTS

RECORDS

HISTORY

UNIVERSITY

# 2005 GAME RECAPS

## GAME 7 *Oct. 15 • Rice-Eccles Stadium (41,341)* at Utah

**SALT LAKE CITY** - Kevin O'Connell threw for 219 yards and three touchdowns and ran for 88 yards and another score as San Diego State defeated Utah, 28-19, at Rice-Eccles Stadium.

The win was the first for the Aztecs in Salt Lake City since 1995 and also the first time they beat both Brigham Young and Utah in the same season since 1986.

Senior wide receiver Jeff Webb caught nine passes for 142 yards and two touchdowns. It was his ninth career game with at least 100 yards receiving and the third time in the last four games he has reached the century mark.

Sophomore Brandon Bornes, filling in for an injured Lynell Hamilton, carried 25 times for a tough 78 yards.

Junior Joe Martin (12 tackles), senior Kurt Kahui (10) and sophomore Nick Osborn (10) each posted career highs in tackles. Osborn also had two sacks and junior Reggie Grigsby had an interception and forced his first career fumble.

SDSU jumped out to a 14-0 lead in the first quarter, thanks to a 60-yard scoring strike from O'Connell to Webb just 2:26 into the game and a one-yard touchdown run by O'Connell. After a Ute field goal, O'Connell found senior Robert Ortiz for a five-yard touchdown pass, giving the Aztecs a 21-3 cushion.

Utah responded with 16 straight points off two field goals by Dan Beardall and a three-yard run by quarterback Brian Johnson to bring the Utes within two points (21-19).

SDSU put a stop to the streak early in the fourth quarter with a 10-play, 66-yard drive, culminating with a 10-yard touchdown throw from O'Connell to Webb.

Utah had a chance to get within a field goal late in the fourth until Grigsby tackled Quinton Ganther, forcing a fumble on the Aztec two-yard line. The ball was eventually recovered in the end zone by senior Marcus Demps.

SDSU did not have a turnover in the game for the first time since Nov. 22, 2003, a period of 19 contests.

	1	2	3	4	Total
<b>San Diego St.</b>	14	7	0	7	- 28
<b>Utah</b>	0	13	6	0	- 19

**SD** - Webb 60 yd pass from O'Connell (Palmer kick) - 5 plays, 81 yards, 2:26 (12:34, 1st)

**SD** - O'Connell 1 yd run (Palmer kick) - 7 plays, 45 yards, 2:06 (8:52, 1st)

**UT** - Beardall 24 yd FG - 14 plays, 93 yards, 6:54 (10:12, 2nd)

**SD** - Ortiz 5 yd pass from O'Connell (Palmer kick) - 5 plays, 82 yards, 2:09 (8:03, 2nd)

**UT** - Johnson 3 yd run (Beardall kick) 24-yd FG - 9 plays, 71 yards, 3:01 (5:02, 2nd)

**UT** - Beardall 47 yd FG - 11 plays, 60 yards, 1:53 (0:07, 2nd)

**UT** - Ganther 3 yd run (Johnson run failed) - 10 plays, 66 yards, 3:42 (2:42, 3rd)

**SD** - Webb 10 yd pass from O'Connell (Palmer kick) - 12 plays, 80 yards, 5:24 (12:18, 4th)

### INDIVIDUAL STATS

**Rushing (Atts.-Yards-TDs):** SDSU: O'Connell 9-88-1; Bornes 25-78. UT: Ganther 22-93-1; Johnson 16-66-1; Wilson 1-7; Mack 2-5; Casteel 2-4.

**Passing (Att.-Comp.-Int., Yards, TDs):** SDSU: O'Connell 23-17-0, 219, 3. UT: Johnson 47-31-1, 417; Team 0-1-0, 0.

**Receiving (No.-Yards-TDs):** SDSU: Webb 9-142-2; Schilens 4-42; Ortiz 2-12-1; Swain 1-14; Bornes 1-9. UT:

Madsen 8-71; Hernandez 7-148; Ganther 7-98; Casteel 3-34; Richards 3-29; Tagovailoa 2-32; Wilson 1-5.

### TEAM STATS

	SDSU	Utah
First Downs	17	30
Rushes-Yards	34-166	43-175
Passing Yards	219	417
C-A-I	17-23-0	31-48-1
Total Offense	385	592
Fumbles-Lost	1-0	2-1
Penalties-Yards	2-10	6-34
Possession Time	26:48	33:12
Turnovers	0	2
Average Field Pos.	25	22



## GAME 8 *Oct. 22 • Qualcomm Stadium (41,341)* vs. New Mexico

**SAN DIEGO** - New Mexico scored on its first five possessions and held San Diego State to just 115 yards in the first half en route to a 47-24 win over the Aztecs at Qualcomm Stadium.

SDSU tried to close the gap in the second half with two touchdown passes from Kevin O'Connell to Jeff Webb, but could never get any closer than 16 points.

On their opening drive, the Lobos drove 52 yards in 2:22 before quarterback Kole McKamey found Travis Brown in the end zone for a 17-yard touchdown.

DonTrell Moore, who rushed for 162 yards on 36 carries, made it 13-0 New Mexico on a four-yard touchdown scamper.

The Lobos led 23-0 with 10:46 left in the half, before SDSU's Garrett Palmer nailed a 43-yard field goal. New Mexico answered with another touchdown, stretching the Lobo lead to 30-3 at intermission.

After Kenny Byrd's second field goal of the game, SDSU's Freddy Keiaho blocked a punt and ran it back four yards for a touchdown with 6:15 left in the third quarter, the fourth score of the season by the defense or special teams.

New Mexico, however, scored on its next possession when Hank Baskett caught his second touchdown pass from McKamey, this time an 11-yarder.

Webb reached 100 yards receiving for the fourth time in five games, catching nine balls for 132 yards. O'Connell threw for 197 yards on 15-of-34 passing and two scores and ran for another 37 yards on 11 carries.

Marcus Demps led the defense with 12 tackles, including 10 solo stops, while T.J. McKay intercepted his first career pass in the second quarter.

	1	2	3	4	Total
<b>New Mexico</b>	16	14	10	7	- 47
<b>San Diego St.</b>	0	3	7	14	- 24

**NM** - Brown 17 yd pass from McKamey (kick failed) - 8 plays, 52 yards, 2:22 (11:03, 1st)

**NM** - Moore 4 yd run (K. Byrd kick) - 14 plays, 80 yards, 5:27 (3:04, 1st)

**NM** - K. Byrd 39 yd FG - 4 plays, 7 yards, 1:27 (0:44, 1st)

**NM** - Baskett 10 yd pass from McKamey (K. Byrd kick) - 10 plays, 75 yards, 3:19 (10:46, 2nd)

**SD** - Palmer 43 yd FG - 9 plays, 45 yards, 2:20 (8:26, 2nd)

**NM** - McKamey 1 yd run (K. Byrd kick) - 6 plays, 68 yards, 1:57 (6:29, 2nd)

**NM** - K. Byrd 43 yd FG - 4 plays, -1 yard, 0:56 (11:38, 3rd)

**SD** - Keiaho 4 yd blocked punt return (Palmer kick) - no drive (6:15, 3rd)

**NM** - Baskett 11 yd pass from McKamey (K. Byrd kick) - 9 plays, 89 yards, 3:15 (3:00, 3rd)

**SD** - Webb 3 yd pass from O'Connell (Palmer kick) - 7 plays, 87 yards, 2:14 (11:58, 4th)

**SD** - Webb 11 yd pass from O'Connell (Palmer kick) - 7 plays, 80 yards, 1:23 (4:44, 4th)

**NM** - Smith 10 yd run (K. Byrd kick) - 6 plays, 48 yards, 2:03 (3:04, 4th)

### INDIVIDUAL STATS

**Rushing (Atts.-Yards-TDs):** SDSU: O'Connell 11-37; Bornes 2-32; Hamilton 9-28; Mougey 3-(-3). UNM: Moore 36-162-1; A. Byrd 14-

74; McKamey 9-22-1; Brown 2-15; Smith 2-13-1.


**Passing (Att.-Comp.-Int., Yards, TDs):** SDSU: O'Connell 34-15-2, 197, 2; Mougey 1-0-1, 0. UNM: McKamey 32-21-1, 248, 3.

**Receiving (No.-Yards-TDs):** SDSU:

Webb 9-132-2; Schilens 2-37; Thompson 1-11; Ortiz 1-8; Hamilton 1-7; Bornes 1-2. UNM: Baskett 7-141-2; Moore 6-61; Brown 6-29-1; Carter 1-9; Wilson 1-8.

### TEAM STATS

	UNM	SDSU
First Downs	33	15
Rushes-Yards	63-286	25-94
Passing Yards	248	197
C-A-I	21-32-1	15-35-3
Total Offense	534	291
Fumbles-Lost	1-1	0-0
Penalties-Yards	7-71	5-46
Possession Time	37:57	22:03
Turnovers	2	3
Average Field Pos.	42	20



'06 SEASON

COACHES

PLAYERS

REVIEW

OPPONENTS

RECORDS

HISTORY

UNIVERSITY

# 2005 GAME RECAPS

## GAME 9 *Oct. 29 • Qualcomm Stadium (21,698)* vs. (20/20) TCU

**SAN DIEGO** - San Diego State played the nation's 20th-ranked team even for three quarters, but TCU scored 10 fourth-quarter points en route to a 23-20 win.

The final statistics showed how close the game was with the Horned Frogs owning a slight advantage in total offense (403-360) and first downs (24-20), but the Aztecs countered with a turnover advantage (3-2) against a team that entered the contest with the best turnover margin in the nation. San Diego State was partially done in by a missed 35-yard field goal and a red-zone interception in the fourth quarter.

The second quarter belonged to SDSU, as the Aztecs held the Horned Frogs to just 36 yards of offense in the frame and took the lead.

SDSU got on the board after Brett Sturm forced and recovered a TCU fumble, giving the offense the ball at the Frog 20-yard line. Four plays later, Garrett Palmer kicked a 37-yard field goal to cut the lead to 7-3.

The Aztecs went on top later in the quarter when Kevin O'Connell converted a third-and-six with a 26-yard scamper to give San Diego State a 10-7 lead. SDSU closed out a strong frame with a 36-yard Palmer field goal to put SDSU up 13-7.

TCU would strike midway through the third quarter, following a failed fourth down attempt by the Aztecs. After SDSU could not convert on fourth and three at the TCU 38, the Frogs drove 55 yards in six plays for a touchdown.

Cory Rodgers capped a 92-yard drive with a six-yard touchdown run to put TCU up 20-13. SDSU responded by driving 77 yards in 14 plays, but on third and goal at the Frog two-yard line, O'Connell's pass was intercepted in the end zone.

TCU cashed in with a 37-yard field goal by Chris Manfredini to go up 23-13 with 3:50 to play.

San Diego State cut the deficit to three points quickly, taking the ensuing kick-off and driving 65 yards in 90 seconds and pulling to within three points. But TCU was able to keep the ball the final 2:20, converting a critical fourth-and-one with 44 seconds remaining.

	1	2	3	4	Total
TCU	7	0	6	10	- 23
San Diego St.	0	13	0	7	- 20


- TC - Merrill 1 yd run (Manfredini kick) - 5 plays, 51 yards, 1:52 (12:02, 1st)
- SD - Palmer 37 yd FG - 4 plays, 1 yard, 0:46 time of drive (12:31, 2nd)
- SD - O'Connell 26 yd run (Palmer kick) - 4 plays, 46 yards, 3:35 (3:00, 2nd)
- SD - Palmer 36 yd FG - 8 plays, 28 yards, 1:21 (0:00, 2nd)
- TC - Merrill 21 yd run (Manfredini kick blocked) - 6 plays, 55 yards, 2:01 (5:02, 3rd)
- TC - Rodgers 6 yd run (Manfredini kick) - 13 plays, 92 yards, 4:33 (14:26, 4th)
- TC - Manfredini 37 yd FG - 12 plays, 60 yards, 5:38 (3:50, 4th)
- SD - Webb 8 yd pass from O'Connell (Palmer kick) - 8 plays, 65 yards, 1:30 (2:20, 4th)

### INDIVIDUAL STATS

**Rushing (Atts.-Yards-TDs):** SDSU: O'Connell 17-49-1; Amaral 1-22; Hamilton 7-15; Bornes 4-14; Thompson 2-11; Franklin 1-7; Swain 1-7. TCU: Merrill 29-170-2; Brown 15-83; Ballard 13-32; Rodgers 1-6-1.  
**Passing (Att.-Comp.-Int., Yards, TDs):** SDSU: O'Connell 46-25-2, 235, 1. TCU: Ballard 23-13-2, 112.  
**Receiving (No.-Yards-TDs):** SDSU: Webb 9-50-1; Ortiz 7-78; Schilens 3-24; Swain 2-51; Franklin 1-16; Miclot 1-8; Porter 1-5; Hamilton 1-3. TCU: Grimm 4-41; Hecht 2-5; Moore 1-20; Massey 1-13; Jackson 1-11; Harmon 1-10; Rodgers 1-10; Bryant 1-5; Brown 1-(-3).

### TEAM STATS

	TCU	SDSU
First Downs	24	20
Rushes-Yards	58-291	33-125
Passing Yards	112	235
C-A-I	13-23-2	25-46-2
Total Offense	403	360
Fumbles-Lost	1-1	2-0
Penalties-Yards	8-78	5-30
Possession Time	30:37	29:23
Turnovers	3	2
Average Field Pos.	27	37



## GAME 10 *Nov. 12 • Hughes Stadium (25,411)* at Colorado State

**FORT COLLINS, Colo.** - Kevin O'Connell threw for 179 yards and two touchdowns and San Diego State recorded a 30-10 victory over the Rams.

Chaz Schilens had six catches for 85 yards, Jeff Webb had a pretty touchdown catch in the back of the end zone and Lynell Hamilton ran for 108 yards to help San Diego State hand CSU its first home loss of the year.

The Aztecs intercepted three passes, stopped CSU twice on fourth down and forced the Rams to settle for field goal tries on two trips inside the 10.

SDSU took advantage of a 15-yard CSU penalty to extend its first scoring drive of the afternoon, which ended with a 20-yard touchdown pass from O'Connell to Schilens.

In the second, O'Connell avoided the rush and found Webb in the back of the end zone for a 24-yard touchdown strike that made it 17-3.

SDSU led 20-3 at the half, before the Rams would make it interesting with a touchdown in the third quarter on a 16-yard scamper by Kyle Bell, who would end the afternoon with 176 yards on 33 carries.

Garrett Palmer's third field goal gave the Aztecs a 23-10 cushion with 13:27 left in the game, but it was the SDSU defense, which limited the Rams to only 89 yards of total offense in the first half, that would secure the victory.

Each of CSU's final three possessions ended with Aztec interceptions. The first was by safety Marcus Demps at the San Diego State 12-yard line, while the second and most critical, came in the end zone when Terrell Maze intercepted a Justin Holland pass on fourth and eight with five minutes remaining.

	1	2	3	4	Total
San Diego St.	7	13	0	10	- 30
Colorado St.	0	3	7	0	- 10

- SD - Schilens 20 yd pass from O'Connell (Palmer kick) - 9 plays, 77 yards, 5:36 (4:46, 1st)
- CS - Smith 21 yd FG - 6 plays, 16 yards, 2:34 (14:11, 2nd)
- SD - Palmer 47 yd FG - 7 plays, 29 yards, 3:04 (10:59, 2nd)
- SD - Webb 29 yd pass from O'Connell (Palmer kick) - 7 plays, 65 yards, 2:54 (5:18, 2nd)
- SD - Palmer 48 yd FG - 7 plays, 42 yards, 1:12 (2:03, 2nd)
- CS - Bell 16 yd run (Smith kick) - 8 plays, 80 yards, 3:23 (6:53, 3rd)
- SD - Palmer 22 yd FG - 8 plays, 50 yards, 4:08 (13:27, 4th)
- SD - Hamilton 47 yd run (Palmer kick) - 8 plays, 80 yards, 4:09 (0:50, 4th)

### INDIVIDUAL STATS

**Rushing (Atts.-Yards-TDs):** SDSU: Hamilton 21-108-1; O'Connell 9-41; Franklin 3-22; Bornes 5-18; Porter 2-12; Keiaho 1-5; Team 1-(-10). CSU: Bell 33-176-1; Green 2-14; Omaeri 1-1; Holland 1-(-4).  
**Passing (Att.-Comp.-Int., Yards, TDs):** SDSU: O'Connell 24-14-0, 179, 2. CSU: Holland 37-19-3, 165.  
**Receiving (No.-Yards-TDs):** SDSU: Schilens 6-85-1; Webb 4-61-1; Hamilton 2-12; Amaral 1-14; Ortiz 1-7. CSU: Anderson 8-88; Walker 5-34; Sperry 3-29; Omaeri 2-2; Roberts 1-12.

### TEAM STATS

	SDSU	CSU
First Downs	18	20
Rushes-Yards	42-196	37-187
Passing Yards	179	165
C-A-I	14-24-0	19-37-3
Total Offense	375	352
Fumbles-Lost	2-1	0-0
Penalties-Yards	6-60	5-50
Possession Time	31:14	28:46
Turnovers	1	3
Average Field Pos.	25	30

06 SEASON

COACHES

PLAYERS

REVIEW

OPPONENTS

RECORDS

HISTORY

UNIVERSITY

# 2005 GAME RECAPS

## GAME 11 *Nov. 19 • Qualcomm Stadium (20,713)* vs. Wyoming

**SAN DIEGO** - The San Diego State football team erased a seven-point fourth quarter deficit by outscoring Wyoming 20-0 in the final 9:20 to claim a 34-21 win at Qualcomm Stadium. With the victory, the Aztecs finished in a tie for fourth place in the league standings and claimed their fifth straight MWC season finale.

Turnovers proved to be the difference in the game early, as Wyoming turned an SDSU fumble and an interception into two scores to take a 14-7 advantage into the half. The Cowboys' lead could have been bigger, but Brett Sturm made a diving pick of a Corey Bramlet pass with just 56 seconds left until the half, at the Aztec 23-yard line.

SDSU running back Lynell Hamilton, who had 98 yards on 12 carries in the first half, tied the game in the third quarter at 14-14 with a one-yard touchdown.

Following a Wyoming touchdown, the Aztecs cut the deficit to four following a 32-yard Garrett Palmer field goal and retook the lead at 24-21 on an 18-yard touchdown by Robert Ortiz, which was set up by a 51-yard pass-play from Kevin O'Connell to Jeff Webb.

The SDSU defense took over the rest of the way.

Safety Marcus Demps intercepted a Bramlet pass and returned it 20 yards for his first career score to put the home team up by 10 points at 31-21. The next Cowboy drive also ended in an SDSU pick with cornerback Terrell Maze jumping in front of Jovon Bouknight and returning it down to the Wyoming 24-yard line.

Palmer tagged on his second field goal of the fourth quarter to round out the scoring and the defense stopped Wyoming on four straight plays from the SDSU 12-yard line to end the game.

Hamilton finished the night with 27 carries for 154 yards, while Webb had five catches for 100 yards in the second half alone to record his 11th career game with over 100 yards receiving (seven catches for 115 yards).

	1	2	3	4	Total
Wyoming	0	14	0	7	- 21
San Diego St.	7	0	7	20	- 34

- SD - Bornes 4 yd run (Palmer kick) - 8 plays, 72 yards, 3:33 (8:04, 1st)
- WY - Seldon 4 yd run (Yaussi kick) - 4 plays, 47yards, 1:27 (13:21, 2nd)
- WY - Seldon 1 yd run (Yaussi kick) - 3 plays, 26 yards, 1:14 (1:14, 2nd)
- SD - Hamilton 1 yd run (Palmer kick) - 6 plays, 80 yards (2:17, 3rd)
- WY - Bramlet 6 yd run (Yaussi kick) - 6 plays, 64 yards, 2:22 (14:55, 4th)
- SD - Palmer 32 yd FG - 14 plays, 64 yards, 5:35 (9:20, 4th)
- SD - Ortiz 18 yd pass from O'Connell (Palmer kick) - 5 plays, 76 yards, 1:46 (6:24, 4th)
- SD - Demps 20-yd interception return (Palmer kick) - no drive (5:38; 4th)
- SD - Palmer 27-yd FG - 5 plays, 15 yards, 2:12 (2:47; 4th)

### INDIVIDUAL STATS

Hamilton 27-154-1; Bornes 4-25-1; O'Connell 7-23; Mougey 2-11; Ortiz 1-2; Dlugolecki 1-(-1). **WYO:** Seldon 16-42-2; Bouknight 1-6; Bramlet 9-4-1; J. Moore 2-(-1).  
**Passing (Att.-Comp.-Int., Yards, TDs):** SDSU: O'Connell 27-16, 202, 1; Mougey 2-1-1, 9. **WYO:** Bramlet 54-37-3, 346; Bouknight 0-1-0, 0.  
**Receiving (No.-Yards-TDs):** SDSU: Webb 7-115; Hamilton 4-16; Ortiz 2-45-1; Schilens 1-13; Edwards 1-9; Louis 1-7; Bornes 1-6. **WYO:** Bouknight 14-143; Seldon 6-39; Ford 5-54; Brewer 3-19; Barge 3-18; Holden 2-16; Wadkowski 1-20; D. Moore 1-19; J. Moore 1-10; Lemarr 1-8.

TEAM STATS		Wyo.	SDSU
First Downs		20	22
Rushes-Yards		28-51	42-214
Passing Yards		346	211
C-A-I		37-55-3	17-29-2
Total Offense		397	425
Fumbles-Lost		0-0	4-1
Penalties-Yards		12-115	8-58
Possession Time		30:56	29:04
Turnovers		3	3
Average Field Pos.		35	29

**Rushing (Atts.-Yards-TDs):** SDSU:



## GAME 12 *Dec. 3 • Aloha Stadium (28,326)* at Hawai'i

**HONOLULU** - Hawai'i used a 21-point outburst in the final minutes of the first half to defeat visiting San Diego State, 49-38, in both teams' season finales. The game featured a combined 1,100 yards of total offense between the two schools.

After a 7-7 first quarter, the Aztecs built a 14-point lead on a two-yard touchdown toss from Kevin O'Connell to Jeff Webb and a 14-yard O'Connell TD run to make it 21-7.

The Warriors answered back in a flurry, notching three touchdowns in the final 2:50 of the first half, including two scores in 13 seconds, to take a 28-21 lead at the break. Hawai'i's last two TDs came with the help of two SDSU turnovers, including an interception at the Hawai'i goal line and a fumble at its own 17 with under a minute remaining.

The Warriors padded their advantage by outscoring the Aztecs 14-3 in the third quarter. SDSU had two TDs in the fourth quarter, but couldn't get any closer, eventually falling, 49-38.

O'Connell finished with career numbers in the passing game, completing 33 of his 51 attempts for 421 yards to become the first Aztec signal caller to throw for over 400 yards since 2002.

	1	2	3	4	Total
San Diego St.	7	14	3	14	- 38
Hawai'i	7	21	14	7	- 49

- SD - Schilens 19 yd pass from O'Connell (Palmer kick) - 1 play, 19 yards, 0:05 (10:06, 1st)
- UH - Grice-Mullen 63 yd pass from Brennan (Kelly kick) - 8 plays, 87 yards, 3:13 (0:22, 1st)
- SD - Webb 2 yd pass from O'Connell (Palmer kick) - 4 plays, 68 yards, 1:19 (14:03, 2nd)
- SD - O'Connell 14 yd run (Palmer kick) - 7 plays, 83 yards, 3:45 (5:57, 2nd)
- UH - Dickerson 17 yd pass from Brennan (Kelly kick) - 7 plays, 73 yards, 3:07 (2:50, 2nd)
- UH - Grice-Mullen 13 yd pass from Brennan (Kelly kick) - 6 plays, 49 yards, 0:50 (0:28, 2nd)
- UH - Grice-Mullen 10 yd pass from Brennan (Kelly kick) - 2 plays, 10 yards, 0:08 (0:15, 2nd)
- UH - Mauia 10 yd run (Kelly kick) - 10 plays, 87 yards, 4:29 (10:31, 3rd)
- SD - Palmer 28 yd FG - 10 play, 66 yards, 3:45 time of drive (6:46, 3rd)
- UH - Ilaoa 11 yd pass from Brennan (Kelly kick) - 8 plays, 66 yards, 2:55 (3:51, 3rd)
- UH - Ilaoa 25 yd run (Kelly kick) - 4 plays, 45 yards, 1:45 (13:30, 4th)
- SD - Webb 16 yd pass from O'Connell (Palmer kick) - 13 plays, 85 yards, 3:33 (9:57, 4th)
- SD - Hamilton 2 yd run (Palmer kick) - 8 plays, 32 yards, 2:13 (7:29, 4th)

### INDIVIDUAL STATS

**Rushing (Atts.-Yards-TDs):** SDSU: Hamilton 26-110-1; Bornes 5-12; O'Connell 6-11-1. **UH:** Ilaoa 15-151-1; Mauia 10-56-1; Brennan 10-48; Graunke 2-10; Team 2-(-3).  
**Passing (Att.-Comp.-Int., Yards, TDs):** SDSU: O'Connell 51-33, 421, 3. **UH:** Brennan 37-25-1, 326, 5; Team 1-0-0, 0, 0; Graunke 1-0-0, 0, 0.  
**Receiving (No.-Yards-TDs):** SDSU: Webb 13-142-2; Schilens 8-119-1; Louis 5-93; Ortiz 3-39; Hamilton 2-14; Swain 1-9; Miclot 1-5. **UH:** Grice-Mullen 10-167-3; Ilaoa 7-60-1; Bess 4-42, Mock 3-40, Dickerson 1-17-1.

TEAM STATS	SDSU	UH
First Downs	31	34
Rushes-Yards	37-133	39-262
Passing Yards	421	326
C-A-I	33-51-1	25-39-1
Total Offense	554	588
Fumbles-Lost	3-3	4-3
Penalties-Yards	9-85	9-87
Possession Time	29:45	30:15
Turnovers	4	4
Average Field Pos.	31	33



'06 SEASON

COACHES

PLAYERS

REVIEW

OPPONENTS

RECORDS

HISTORY

UNIVERSITY