

Game No. 19



San Diego St. (9-9/3-2)

at New Mexico (15-5/2-3)

Monday, Jan. 31, 2005

7 p.m. MST/6 p.m. PST

The Pit/Bob King Court
(18,018)

Albuquerque, N.M.

▶ TELEVISION

SportsWest. Dave McCann (play-by-play), Blaine Fowler (analysis) and Russ Merrill (producer). The game will be shown in the San Diego market on Channel 4 San Diego and is available nationally through ESPN Full Court.

▶ RADIO

XPRS-1090 AM, San Diego (The Mighty 1090). Ted Leitner (play-by-play) and Dave Marcus (producer).

▶ SERIES

This is the 54th meeting between the Lobos and the Aztecs, with New Mexico owning a 32-21 series advantage. San Diego State has won four of the last six meetings between the teams. The Aztecs are 4-22 against New Mexico in Albuquerque, with victories coming in 1982, 1983, 1984 and 2002.

▶ More series information on page three.

▶ Complete series information on page 40.

▶ UP NEXT

San Diego State returns home where the Aztecs will play five of their final eight MWC games of the season. SDSU completes the first half of league round-robin play with a game against conference-leading Utah on Saturday. Game time is set for 7:05 p.m. PST.

Aztec Basketball

SAN DIEGO STATE GAME NOTES ♦ at AIR FORCE ♦ SAT., JAN. 29 ♦ CLUNE ARENA

Off to Best Conference Start since 1997, San Diego State Looks for Third League Road Win of the 2005 Season on Monday Night Against New Mexico in Albuquerque

San Diego State (9-9 overall; 3-2 Mountain West Conference), off to its best league start in eight seasons, brings closure to an impressive opening month of 2005 at New Mexico (15-5; 2-3 MWC) on Monday night.

Game time is set for 7 p.m. MST (6 p.m. PST) and the contest will be televised by SportsWest. The game will be shown in the San Diego market on Channel 4 San Diego and is available nationally on ESPN's Full Court package.

The Aztecs have posted a 4-2 record in January, including impressive road wins at Brigham Young and UNLV. That marked the first time San Diego State has defeated the Cougars and Rebels on the road in the same season.

On Saturday, San Diego State suffered its first conference road loss of the season, falling to defending conference champion Air Force, 62-50. The Aztecs led at intermission and the game was close throughout the first 30 minutes with four ties and 10 lead changes before the Falcons took control of the game.

The Aztecs outrebounded the Falcons 36-20, but were unable to overcome a negative nine (8-to-17) turnover margin and 8-of-20 shooting from the free throw line.

Sophomore guard Brandon Heath led the Aztecs with 17 points and four assists, while sophomore forward Marcus Slaughter added his third double-double in his last four games, his seventh double-double of the season and the ninth of his career, with 12 points and a career-high tying 15 rebounds.

New Mexico snapped a three-game losing streak on Saturday night with a 62-58 victory over UNLV. Senior forward Danny Granger returned to the lineup and tallied 11 points, 10 rebounds and five assists in 35 minutes of action. The Lobos are 13-1 at home this season, with the lone setback coming to nationally-ranked Wake Forest. New Mexico is shooting 50.0 percent from the field this season and owns a +4.9 rebound margin. In the most recent NCAA statistics, the Lobos rank 19th in scoring offense and 8th in field goal percentage.

Monday marks the 54th meeting between the teams with the Lobos owning a 32-21 series advantage. San Diego State has enjoyed a bit more success of late, winning four of the last six encounters between the clubs. The Aztecs are 4-22 lifetime against the Lobos in Albuquerque.

After Monday's game, San Diego State will play five of its final eight Mountain West Conference regular season games at home. That stretch will begin with a three-game home-stand opening with a contest against conference leading Utah on Saturday night at Cox Arena. The Aztecs will go for its first season sweep of Brigham Young since 1985 on Monday.

MWC Standings

Pl.	Team	MWC		Overall	
		W	L	W	L
1.	Utah	5	0	17	3
2.	Air Force	4	1	13	7
3.	▶ SDSU	3	2	9	9
4.	Wyoming	3	3	11	8
5.	New Mexico	2	3	15	5
	UNLV	2	3	9	8
7.	Brigham Young	1	4	7	13
8.	Colorado State	1	5	9	10

records entering Monday's games

Monday, January 31

UNLV at Air Force, 6 p.m. PT

San Diego State at New Mexico, 6 p.m. PT

Utah at Brigham Young, 9 p.m. PT

Colorado State and Wyoming are idle

INSIDE...

Radio/TV Flip Card	pg. 14
Individual Bio Updates	17
Recaps	42
Statistics	48

■ Sophomore guard Brandon Heath, who has already earned Mountain West Conference Player of the Week twice this season, has scored 107 points in his last 159 minutes on the court.

▶ The Brandon Heath Experience, Page 5

■ Senior forward Chris Walton is averaging 11.0 points, 3.8 rebounds and shooting 64.9 percent from the field in his last five games.

▶ Chris Walton's Long, Strange, Trip, Page 6

■ San Diego State is looking to improve to 4-2 in league play to match its best start in a conference campaign since the 1974-75 squad opened 5-1.

▶ The History of the 3-2 Conference Start, Page 7

■ In 20 straight SDSU games the team with the higher field goal percentage has won the game.

▶ Aztec Trends, Page 8

■ Senior Chris Walton is the active SDSU leader in points, rebounds and assists vs. New Mexico.

▶ SDSU vs. UNM..., Page 3

AZTECS AT-A-GLANCE (9-9 OVERALL/3-2 MWC)

No.	Name (Career G/GS)	Pos.	Ht.	Wt.	Cl.	PPG	RPG	Misc.	Note	* - Indicates walk-on; ▶ - Probable Starters
0	Tommy Johnson (92/20)	G	6-3	186	Sr.	1.3	0.9	0.5 apg	Scored in last 4 of last 6 gms. he has played in; Made 7 of last 10 FGAs	
1	▶ Brandon Heath (48/43)	G	6-3	183	So.	18.6	3.6	4.1 apg	10+ pts. in 18-straight vs. DI opp.; 98 pts. in last 4 gms.; 16 career 20+ scoring gms.	
3	▶ Chris Walton (100/38)	F	6-8	234	Sr.	7.2	3.3	1.4 apg	CH 23 pts, 10-11 FGs vs. CSU; GW shot at BYU; Missed 9 gms. due to injury	
11	Tyler Smith * (17/7)	G	6-2	208	Fr.	1.8	1.9	1.4 apg	Started 7 of last 9 gms.; 24 assists and 16 turnovers; Made last 3 3FGA	
15	▶ John Sharper (75/18)	G	6-0	195	Jr.	6.5	1.4	36.4 3FGs	39.1 career 3FG pct; 2 or more 3's in 8 gms. this season; 5 TO in last 244 mins.	
20	Trimaïne Davis (59/4)	F	6-8	233	Jr.	3.7	1.6	52.9 FGs	Career 54.0 FG pct.; Scored in 10 of last 12 gms.; 29 pts. in last 72 min.	
21	Matt Thomas (18/3)	G	6-3	191	Fr.	4.4	2.2	1.4 apg	No turnovers in last 50 mins.; CH 14 pts. at Wash.; Made 27 of last 33 FTA	
24	Tim McGrath (0/0)	F	6-5	182	Fr.	---	---	---	REDSHIRT CANDIDATE. High jumped 6-10 in high school.	
30	Chris Lamb (0/0)	F	6-9	205	Fr.	---	---	---	REDSHIRT CANDIDATE. Grew nine inches during his prep career	
31	Jared Ines * (5/0)	F	6-7	234	Sr.	1.6	0.0	5 GP	Hard working senior with great strength for his size; 6 pts. vs. UCSD	
33	Chris Manker (93/11)	C	7-0	225	Sr.	8.7	3.3	1.3 apg	60 career treys; Aztecs are 11-3 when he blocks a shot; Made 19 of last 22 FTA	
42	▶ Marcus Slaughter (48/36)	F	6-8	223	So.	17.9	9.0	22 blks.	10+ pts in 18 straight; 7 double-doubles this yr, 9 in career; 3 in last 4 gms.	
50	▶ Mohamed Camara (18/14)	C	6-10	265	Jr.	2.6	4.6	13 blks.	Speaks 6 languages; Avg 9.8 rebs. per 40 min.; 35 rebs. in last 115 mins.	

Head Coach: Steve Fisher (Illinois State, 1967) • 263-170 (14th full season overall) • 79-88 (sixth season at SDSU)

Assistant Head Coach: Brian Dutcher (Minnesota, 1982) **Assistant Coaches:** Gregg Gottlieb (UCLA, 1995), Mark Hughes (Michigan, 1989)

Student Assistant Coach: Travis Hanour (Named to position on Jan. 26 after he announced the end of his collegiate playing career due to injury)

Director of Operations: Mark Fisher (Michigan, 2001) **Athletic Trainer:** Mark Haines (Metropolitan State College, 1987)

SDSU SCHEDULE/RESULTS - 9-9/3-2 MWC

Date	Opponent (Television)	Time/Result	Note	Record	RPI	Sagarin
N.19	UC Santa Barbara (Ch. 4 San Diego)	ot-L, 72-80	► Aztecs overcome 10-point deficit to force OT but can't overcome 38.8 FG pct.	7-9	192	170
N.22	Monmouth (Ch. 4 San Diego)	W, 69-65	► SDSU rallies from 18 points to win; Aztecs enjoy 41-20 rebound advantage	7-8	198	212
N.27	UC San Diego	W, 86-51	► Manker and Slaughter combine for 43 points; Aztecs force 27 TOs and shoot 60.4 pct.	6-9	---	---
D.1	San Diego (Ch. 4 San Diego)	W, 83-63	► SDSU shoots 53.6 percent has 38-24 rebound margin; Heath (26 pts.), Manker (22 pts.)	10-8	148	125
D.4	at UC Santa Barbara	W, 73-55	► Aztecs connect on 12-of-20 3FGs and have 60.0 FG pct.; SDSU led by 36 in 2nd half	7-9	192	170
D.7	at No. 16/21 Washington	L, 69-98	► Washington scores first eight points and leads wire-to-wire; Thomas career-high 14 pts.	16-2	7	5
San Diego SLAM Presented By PerfectWave Technologies (Cox Arena; San Diego, Calif.)						
D.11	Southern California vs. San Diego	USC, 87-75				
D.11	California (Ch. 4 San Diego)	L, 57-60	► SDSU shoots 35.0 percent and is outrebounded 37-30; Slaughter: 18 pts., 9 rebs.	9-8	108	115
D.14	SAINT MARY'S	L, 64-73	► Aztecs rally from 11-point second half deficit to take lead; SDSU: 36.0 FG%, 21.4 3FG%	17-5	49	54
D.18	at Loyola Marymount (Ch. 4 San Diego)	L, 68-72	► SDSU shoots 35.2 percent; 2nd half rebounds: LMU 24, SDSU 12; Slaughter 21 pts.	9-10	154	145
D.21	CAL ST. FULLERTON (Ch. 4 San Diego)	W, 63-60	► Slaughter collects 3rd double-double of the season; Smith CHs - 8 pts., 8 rebs; CSUF 29.0%	8-7	163	169
D.28	at Iowa State (ESPN Regional)	L, 59-69	► Aztecs led by 3 with 9:30 to play; SDSU shoots 38.3 pct. and attempts 7 free throws	8-8	159	112
D.31	PROVIDENCE (Ch. 4 San Diego)	L, 67-76	► Aztecs lead for 21:50 and by as many as 7; FG Shooting: PC 50.9, SD 34.9	9-9	65	84
J.3	SOUTH DAKOTA ST. (Ch. 4 San Diego)	W, 64-49	► SDSU forces 23 TOs and holds Jackrabbits to 30.8 pct. FG shooting	5-13	---	248
J.8	*at Brigham Young (SportsWest)	W, 59-57	► Aztecs rally from 13 down get 7-foot put-back from Walton to claim 3rd win ever in Provo	7-13	219	182
J.15	*at UNLV (SportsWest)	W, 81-73	► Heath career-high 37 pts., 12-18 FGs, 12-12 FTs; SDSU defeats UNLV for 2nd time in Vegas	9-7	86	81
J.22	*WYOMING (Ch. 4 San Diego)	ot-L, 81-88	► Heath 29 pts., 12-23 FGs, 4-8 3FGs; Rebs: UW 47, SDSU 28; Cowboys shoot 50.8%	10-8	101	123
J.24	*COLORADO STATE (ESPN)	W, 84-77	► Walton career-high 23 pts., 10-11 FGs; SDSU shoots 52.8 pct. and has 7 turnovers	9-9	223	148
J.29	*at Air Force (Ch. 4 San Diego)	L, 52-60	► SDSU forces season low eight turnovers; SDSU FTs: 8-20; Slaughter 12 pts., 15 rebs.	12-7	116	89
J.31	*at New Mexico (SportsWest)	7:00 p.m. MST	► Last six meetings have resulted in four Aztec victories	14-5	130	70
F.5	*UTAH (Ch. 4 San Diego)	7:05 p.m. PST	► First meeting in 2005 for teams that met three times in the 03-04 season	17-3	19	22
F.7	*BRIGHAM YOUNG (SportsWest)	7:05 p.m. PST	► SDSU has defeated Brigham Young twice in the last three meetings at Cox Arena	7-13	219	182
F.12	*UNLV (ESPN+Plus)	Noon PST	► Game vs. UNLV in San Diego is broadcast by ESPN+Plus for second straight year	9-7	86	81
F.19	*at Colorado State (Ch. 4 San Diego)	7:00 p.m. MST	► Aztecs last won in Fort Collins on Feb. 16, 2002; 2004 game at CSU went 2OTs	9-9	223	148
F.21	*at Wyoming (ESPN)	10:00 p.m. MST	► SDSU has won two of its last three games in Laramie	10-8	101	123
F.26	*NEW MEXICO (SportsWest)	7:05 p.m. PST	► Aztecs have defeated New Mexico three straight times at Cox Arena	14-5	130	70
F.28	*AIR FORCE (Ch. 4 San Diego)	7:05 p.m. PST	► San Diego State is 3-1 in last four "Senior Day" games	12-7	116	89
M.5	*at Utah (ESPN+Plus)	1:00 p.m. MST	► Four-point loss at Utah last season was closest for the Aztecs since 1986	17-3	19	22

Mountain West Conference Basketball Tournament (Pepsi Center, Denver, Colo.)

M.10	Quarterfinal Round	► San Diego State tries to repeat 2002 MWC championship run
M.11	Semifinal Round	
M.12	Championship Game	

* - Indicates Mountain West Conference game. RPI, Sagarin and records are current as of Jan. 27, 2005.

Contact Information

► SDSU

Mike May,
Associate MRD/MBB Contact
Office (619) 594-5547
Cell (619) 957-8372
Home (619) 644-1767
Fax (619) 582-6541
E-Mail mmay@mail.sdsu.edu
Web goaztecs.com

► NEW MEXICO

Jay Blackman,
Men's Basketball Contact
Office (505) 925-5528
Fax (505) 925-5529
E-Mail blackman@unm.edu
Web golobos.com

Aztecs Bid for a Third Consecutive Conference Road Win Comes Up Short; Air Force Claims 23rd Consecutive Home Win, 62-50

USAFA, Colo. -- Jacob Burtschi scored 16 points to lead Air Force to a 62-50 win over San Diego State at Clune Arena on Jan. 29.

With the win, Air Force (13-7, 4-1 Mountain West) moved into sole possession of second place in the conference and gained its 23rd consecutive win at home, the nation's second-longest home winning streak.

The Falcons started cold from three-point range and trailed by a point at the half.

Air Force's Nick Welch made a layup with 13:48 left in the game to start a 10-1 run for the Falcons early in the second half. Welch finished with 10 points.

A three-pointer by Tim Keller put Air Force up 41-30 with 10:10 left to play. The Falcons made 4-of-15 shots from three-point range in the first half but in the second half made 6-of-11.

A three-pointer by the Falcon's Marc Holum with 9:14 to play started another run that ended with a 3-pointer by Matt McCraw at 2:41 that put Air Force up 54-37. Keller finished with 12 points, while McCraw finished with 11. Burtschi also contributed on defense with five defensive rebounds and four steals.

Hitting shots from the low post and mid-range, San Diego State shot 64 percent from the field in the first half, with Marcus Slaughter going 4-for-4 for eight points, while Brandon Heath went 3-for-5 for eight points in the half.

San Diego State (9-9, 3-2) led 25-24 at the break and could have led by more had it made more than 1-of-8 free-throw attempts in the first half.

Air Force 62, San Diego State 50

Jan. 29, 2005 | Clune Arena | USAFA, Colo.

SDSU	MP	FG	3FG	FT	R	F	A	TO	B	S	TP
Walton	*23	1-4	0-1	1-2	3	3	0	6	0	1	3
Slaughter	*36	5-9	0-0	2-7	15	4	1	5	0	0	12
Heath	*39	6-13	2-4	3-5	4	1	4	3	0	2	17
Smith	*20	0-2	0-0	0-2	3	0	0	0	0	0	0
Sharper	*29	1-4	1-4	0-0	0	2	1	0	0	0	3
Johnson	3	2-2	1-1	0-0	0	1	0	0	0	0	5
Davis	14	1-3	0-0	0-0	3	4	0	1	0	0	2
Thomas	25	2-4	0-0	2-2	2	2	1	0	0	1	6
Manker	11	1-2	0-0	0-2	3	1	0	1	0	0	1
Camara	1	0-0	0-0	0-0	0	0	0	0	0	0	0
Team					3		1				
Totals	200	19-43	4-10	8-20	36	18	7	17	0	4	50

Air Force	MP	FG	3FG	FT	R	F	A	TO	B	S	TP
Burtschi	*33	6-11	2-5	2-2	5	4	1	1	0	4	16
Nwaelele	*14	0-3	0-3	0-0	0	2	1	1	0	0	0
Welch	*30	2-9	0-4	6-6	4	2	2	3	1	3	10
Keller	*38	4-5	4-5	0-0	2	2	3	0	0	2	12
Hood	*38	2-5	0-2	2-2	5	2	5	0	0	0	6
McCraw	30	3-4	3-4	2-2	1	2	1	1	0	0	11
Holum	4	1-2	1-2	0-0	0	0	0	0	0	0	3
Buchanan	13	2-5	0-1	0-2	3	2	0	1	0	1	4
Team					0			1			
Totals	200	20-44	10-26	12-14	20	16	13	8	1	10	62

Halftime: San Diego State 25, Air Force 24.

FG %: Air Force 45.5, San Diego State 44.2. 3FG%: San Diego State 40.0, Air Force 38.5. FT%: Air Force 85.7, San Diego State 40.0.

Officials: Lonnie Dixon, Larry Spaulding, Ronnie Hernandez.

Technical: none.

Attendance: 5,607.

Series Breakdown

THE SERIES

Overall	UNM, 32-21
Overall Streak	UNM, 1
Div. I Era	UNM, 32-21
MWC Era	UNM, 6-4
at SDSU	SDSU, 16-9
at Cox Arena	Tied, 3-3
at SDSU Streak	SDSU, 3
at Albuquerque	UNM, 22-4
at The Pit	UNM, 22-4
at UNM Streak	UNM, 2
Neutral	Tied, 1-1
Neutral Streak	UNM, 1
Fisher vs. New Mexico	4-6
Fisher vs. McKay	2-2
McKay vs. SDSU	4-2

STATISTICAL COMPARISON

	SDSU	UNM
Record	9-9	15-5
Conference Record	3-2	2-3
Scoring Offense	69.4	78.2
Scoring Defense	68.2	65.3
Scoring Margin	+1.2	+12.8
Rebound Margin	-2.3	+4.9
FG Percentage	43.5	50.0
FG Percentage Def.	43.5	42.6
3FG Percentage	33.2	38.6
3FG Percentage Def.	33.3	31.2
FT Percentage	66.9	67.4
Assists Per Game	12.8	15.6
Turnovers Per Game	15.2	14.9
Turnover Margin	+0.8	+0.6
ATO Margin	0.8	1.1
Blocks Per Game	3.3	3.8
Steals Per Game	8.6	8.0

COMMON NON-CONFERENCE OPPONENTS

	SDSU	AFA
none		

SDSU vs. MWC

	W	L
Air Force	0	1
BYU	1	0
Colorado State	1	0
New Mexico	0	0
Wyoming	0	1
UNLV	1	0
Utah	0	0
Wyoming	0	0
TOTAL	3	1

NEW MEXICO (15-5; 2-3 MOUNTAIN WEST)

No.	Name	Ht.	Wt.	Pos.	Cl.	PPG	RPG	Hometown
00	Osby, Bambale	6-7	245	F	Fr.	1.9	2.5	Richmond, Va. (Benedictine HS)
1	Walter, Kellen	6-10	220	F	So.	2.5	1.2	Grand Junction, Colo. (Fruita-Monument HS)
2	DeVries, Troy	6-4	195	G	Sr.	11.5	2.0	Mount Vernon, Wash. (Portland State)
3	Collins, Kris	6-2	190	G	Jr.	8.0	2.2	San Antonio, Texas (Iowa Western CC)
5	Walters, Mark	6-2	225	G	Jr.	10.5	3.7	Albuquerque, N.M. (Highland HS)
13	Chiotti, David	6-9	245	F	Jr.	10.2	5.4	San Jose, Calif. (St. Francis HS)
20	Wall, Ryan	6-0	165	G	So.	0.8	0.4	Coppell, Texas (Coppell HS)
21	Neale, Alfred	6-6	200	F	Sr.	9.3	4.4	Summit, Okla. (NE Oklahoma A&M)
22	Hart, Jeff	6-1	160	G	Jr.	1.9	0.7	Albuquerque, N.M. (Sandia HS)
24	Prentice, Darren	6-1	170	G	Fr.	2.4	0.9	Alamogordo, N.M. (Alamogordo HS)
25	Harden, Blake	6-4	190	G	Fr.	1.2	1.1	Albuquerque, N.M. (Hope Christian)
32	Danridge, Tony	6-5	205	G/F	Fr.	3.1	1.0	San Bernardino, Calif. (El Cajon HS)
33	Granger, Danny	6-8	225	F	Sr.	18.6	9.0	Metairie, La. (Bradley)
35	Phaler, Sean	6-9	195	F	Fr.	3.1	1.3	Anaheim Hills, Calif. (Villa Park HS)

Head Coach: Ritchie McKay (Seattle Pacific '87) - 39-37 in third season at New Mexico and 122-126 in ninth year overall
Assistant Coaches: Brad Soucie, Scott Didrickson, Duane Broussard

San Diego State-New Mexico: The Series

- ▶ San Diego State and New Mexico are meeting for the 54th time, with the Lobos holding a 32-21 series lead.
- ▶ The teams have split the season series each of the last two seasons and San Diego State has won four of the last six meetings.
- ▶ San Diego State has four lifetime victories over the Lobos at The Pit and in Albuquerque, Feb. 20, 1982 (86-79), Feb. 3, 1983 (61-37), Jan. 14, 1984 (74-68) and Feb. 2, 2002 (78-65). Overall, the Aztecs are 4-22 at the venue and in the city against New Mexico and have claimed just one victory in their last 19 visits.
- ▶ Including the victory at Cox Arena last season, the Aztecs have recorded a win over New Mexico in three consecutive seasons. That is the second longest streak in school history. SDSU defeated New Mexico in eight straight seasons from 1978-79 to 1985-86. After that, the Lobos responded by claiming 24 of the next 28 contests before SDSU changed the tide by winning four of the last six.
- ▶ The average margin of victory between the Aztecs and Lobos had rarely been close in recent years. The average margin of victory in the last 12 games between the teams is 16.2 points. The Aztecs are 4-8 during that stretch which featured just two games decided by fewer than eight points.
- ▶ SDSU owned the series in the early years, building a 13-5 advantage from 1976 to the first meeting of the 1986 season. Before the Aztec series sweep in 2001-02, the Lobos had won 25-of-29 meetings, including 18-of-19 prior to 2002. Recently, San Diego State has won four of the last six games.
- ▶ Aztec senior Chris Walton leads all current Aztec players with 30 points, 27 rebounds and nine assists in six career games against New Mexico. He is the active SDSU leader in all three categories. No current Aztec player has recorded a double-digit game against the Lobos.
- ▶ San Diego State senior Chris Manker played his freshman season for current New Mexico coach Ritchie McKay at Oregon State during the 2000-01 season. Manker played in 21 games, made three starts, and scored 33 points and added 41 rebounds during his freshman campaign.
- ▶ Series Trends: The team with a higher field goal percentage has won nine of the 10 games between the games in the MWC era... The team with fewer turnovers is 8-1-1 in the last 10 games... The Aztecs made just 9-of-39 three-point field goal attempts against New Mexico last season... The Aztecs have outrebounded New Mexico in each of their last three meetings.
- ▶ Current San Diego State player statistics can be found on page four.

LAST MEETING AND LAST TIME IN ALBUQUERQUE

New Mexico 72, San Diego State 60 | Feb. 28, 2004 | The Pit
 ALBUQUERQUE, N. M. - San Diego State could not overcome a 2-for-26 shooting slump as New Mexico defeated the Aztecs 72-60 on Feb. 28 at The Pit.

San Diego State led, 23-17, with 8:10 to play in the first half, but connected on only two of its final 13 field goal attempts to end the first half, allowing the Lobos to build a 36-29 advantage at intermission.

The Aztecs opened the second half by missing their first 13 shots as the Lobos built a 15-point lead before SDSU finally scored with 13:34 to play.

Danny Granger led four Lobo players in double figure scoring with 20 points and also had a game high 15 rebounds.

▶ THE SERIES

Series: New Mexico leads, 32-21
 H: 16-9, A: 4-22, N: 1-1

Date	Location	Score
J.2.76	San Diego (SA)	W 78-58
D.20.76	Albuquerque	L 104-107
J.25.79	*San Diego (SA)	W 78-72
F.24.79	*Albuquerque	L 78-84
J.19.80	*Albuquerque	L 72-73
F.14.80	*San Diego (SA)	W 76-74
J.30.81	*Albuquerque	L 98-100
M.7.81	*San Diego (SA)	W 92-84
J.14.82	*San Diego (SA)	W 78-62
F.20.82	*Albuquerque	W 86-79
F.3.83	*Albuquerque	W 61-37
M.5.83	*San Diego (SA) (d)	W 77-73
J.14.84	*Albuquerque	W 74-68
F.11.84	*San Diego (SA) (d)W	61-60
J.18.85	*Albuquerque	L 85-94
F.16.85	*San Diego (SA)	W 99-80
M.8.85	^N-El Paso, Texas (SF)W	98-84
J.16.86	*San Diego (SA)	W 71-68
M.1.86	*Albuquerque ot-L	92-95
J.3.87	*San Diego (SA)	L 84-88
F.14.87	*Albuquerque	L 66-76
J.14.88	*San Diego (SA) (18)	W 64-59
F.12.88	*Albuquerque	L 85-93
J.21.89	*San Diego (SA) (d)	L 76-83
M.2.89	*Albuquerque	L 72-102
J.18.90	*San Diego (SA)	W 78-62
F.24.90	*Albuquerque	L 69-91
J.17.91	*San Diego (SA)	W 52-51
J.24.91	*Albuquerque	L 68-79
J.16.92	*Albuquerque	L 68-90
J.25.92	*San Diego (SA) (d)	L 61-71
J.17.93	*San Diego (PG) (d)	L 52-77
F.20.93	*Albuquerque	L 55-71
J.13.94	*Albuquerque	L 59-72
F.17.94	*San Diego (PG)	L 61-65
M.10.94	^N-Salt Lake City (QF)L	46-61
J.9.95	*San Diego (PG) ot-W	72-69
F.25.95	*Albuquerque	L 42-67
J.8.96	*Albuquerque (25)	L 74-77
F.22.96	*San Diego (SA)	L 78-83
M.7.96	^Albuquerque (QF)	L 75-94
J.7.99	*Albuquerque (15)	L 60-90
F.8.99	*San Diego (CA) (17)	L 60-85
F.5.00	*San Diego (CA) (d)	L 57-78
F.26.00	*Albuquerque	L 49-78
J.8.01	*San Diego (CA)	L 67-75
F.17.01	*Albuquerque (d)	L 54-72
F.2.02	*Albuquerque	W 78-65
E.28.02	*San Diego (CA)	W 84-71
J.25.03	*Albuquerque	L 62-66
F.24.03	*San Diego (CA)	W 89-73
F.2.04	*San Diego (CA)	W 72-68
F.28.04	*Albuquerque	L 60-72

AG - Aztec Gym. PG - Peterson Gym. CA - Cox Arena. Number after location is BYUAP rank at game time. * - conference game. ^ - MWC championship.

SDSU PLAYERS VS. NEW MEXICO

PLAYER	GP-GS	Min-Avg	FG-FGA	Pct	3FG-FGA	Pct	FT-FTA	Pct	Rebs	Avg	PF	FO	A	TO	Blk	Stl	Pts	Avg	Hi
Chris Walton	6-2	98-16.3	12-24	.500	1-6	.167	7-8	.875	27	4.5	16	1	9	14	6	0	30	5.0	8
John Sharper	4-0	66-16.5	5-7	.714	4-6	.667	2-5	.400	3	0.8	0	0	2	2	0	0	16	4.0	7
Brandon Heath	2-2	53-26.5	4-18	.222	1-8	.125	5-7	.714	5	2.5	5	0	2	1	0	0	14	7.0	8
Tommy Johnson	5-0	43-8.6	5-13	.385	1-3	.333	2-2	1.000	8	1.6	9	0	7	8	1	0	13	2.6	7
Marcus Slaughter	2-2	57-28.5	5-19	.263	0-2	.000	1-1	1.000	19	9.5	7	1	2	4	2	5	11	5.5	7
Trimaine Davis	3-0	10-3.3	4-6	.667	0-0	.000	0-0	.000	6	2.0	4	0	0	0	1	0	8	2.7	8
Chris Manker	3-0	41-13.7	3-17	.176	2-10	.200	0-0	.000	11	3.7	4	0	2	1	0	1	8	2.7	3

MWC Individual Rankings (All Games)

Entering Sat., Jan. 29 games

Mohamed Camara

Off. Rebounding	9th (2.19)
Rebounding	13th (4.8)
Blocked Shots	15th (0.76)

Brandon Heath

Steals	2nd (2.18)
Scoring	3rd (18.7)
Assists	3rd (4.06)
Free Throw Pct.	4th (81.5)
Assist-TO Ratio	6th (1.08)
3FG Made	6th (1.76)

John Sharper

Steals	9th (1.35)
3FG Made	11th (1.59)
3FG Percentage	11th (37.0)

Marcus Slaughter

Off. Rebounding	2nd (3.24)
Rebounding	4th (8.6)
Scoring	4th (18.2)
Def. Rebounding	6th (5.41)
Steals	6th (1.47)
Blocked Shots	7th (1.29)

MWC Team Rankings (All Games)

Category	Rank
Scoring Offense	6th
Scoring Defense	5th
Scoring Margin	6th
Free Throw Percentage	5th
FG Percentage	7th
FG Percentage Defense	6th
3FG Percentage	8th
3FG Percentage Defense	3rd
Rebounding Offense	7th
Rebounding Defense	7th
Rebounding Margin	7th
Blocked Shots	6th
Assists	5th
Steals	1st
Turnover Margin	2nd
Assist-TO Ratio	7th
Offensive Rebounds	2nd
Defensive Rebounds	7th
3FG Made	5th

Junior guard Wesley Stokes paced the Aztecs with 15 points and seven assists and senior forward Aerick Sanders added 10 points and seven rebounds. Marcus Slaughter posted a career high five steals, the highest total for an Aztec this season. Trimaine Davis had a career-high eight points, as he connected on 4-of-6 attempts from the field and tied a career-best four rebounds in nine minutes of action.

San Diego State outscored New Mexico by six points from the field, but could not overcome a 21-3 discrepancy from the free throw line.

LAST MEETING IN SAN DIEGO

San Diego State 72, New Mexico 68 | Feb. 2, 2004 | Cox Arena at Aztec Bowl

SAN DIEGO - Aerick Sanders scored 27 points and added 10 rebounds as San Diego State took control in the second half to defeat New Mexico, 72-68.

The Aztecs (12-9, 3-3 Mountain West) snapped a season-worst three-game losing streak, while the Lobos (11-8, 2-4) saw their road losing streak stretch to 22 games, including their last three visits to San Diego.

San Diego State led the entire second half, but the Lobos made it interesting down the stretch. SDSU took a 12-point lead, its biggest advantage of the night, with 5:15 left.

New Mexico responded with an 8-0 run over the next 2:10 to cut the lead to four. In the final minute, New Mexico guard Javin Tindell stole the ball with 35 seconds left with San Diego State leading, 68-66. But Tindell missed a rushed three-point attempt, and the Aztecs secured the rebound. Brandon Heath then hit two free throws for a 71-66 lead with 25 seconds remaining.

Sanders, who was 10-of-14 overall, led San Diego State to a 34-10 edge in points scored in the paint and a 24-6 advantage in second chance points. The Aztecs also limited New Mexico to 2-of-10 three-point shooting in the second half after the Lobos hit 10-of-19 in the first half.

Marcus Slaughter had 11 rebounds for San Diego State, which outrebounded the Lobos, 43-27. The Aztecs' 16 rebound advantage matched its biggest margin of the year and tied its largest differential in a MWC game.

Danny Granger had 21 points to lead the Lobos, which suffered their third consecutive loss.

Aztec Cliff Notes

San Diego State (9-9 overall/3-2 Mountain West Conference) has flirted with a .500 mark while facing one of the most challenging schedules in school history all while having the senior class miss 42 games due to injury and suspension. Nonetheless, the Aztecs have rallied to win four of their last six games and post their best start to a conference season in eight years.

What looked like one of the most experience teams in school history has had to rely heavily upon underclassmen due to the dismissal of Wesley Stokes (who started 28 of 30 games a year ago) and injuries to Chris Walton (groin pull/hip flexor) and Travis Hanour (tenonitis).

The result has been an exciting, and somewhat inconsistent, season with a number of first and second year players making an immediate impact.

San Diego State has played with a predominately 10-man rotation since the return of Walton. The Aztecs have started 10 different lineups, and have played 10 different starting groups in the last 12 games.

The one player to start every game is 6-8 sophomore forward Marcus Slaughter. Second on the team in scoring (17.9) and leader in rebounding (9.0), Slaughter has been a consistent threat for the Aztecs having scored in double figures every game this season and leading the team in scoring eight times and rebounding 13 times.

Joining Slaughter in the frontcourt are Mohamed Camara, Trimaine Davis, Chris Manker and Chris Walton. Typically the Aztecs have started three guards leaving one of the aforementioned players to join Slaughter on the front line.

Senior Chris Walton (7.2 ppg, 3.3 rpg) plays both the three and four positions for the Aztecs. He played the opener and then missed a month (nine games) due to a hip flexor/groin strain injury. He is still bothered by the injury, but has returned to play 23 or more minutes in each of the last eight games and recently had a couple of terrific performances. He had 12 points, six rebounds and a game-winning shot at Brigham Young followed by 11 points, four rebounds and two assists in the victory at UNLV. In SDSU's last home outing he was 10-of-11 from the field and had a career-high 23 points in the victory over Colorado State.

Junior Mohamed Camara (2.6 ppg, 4.6 rpg, 13 blks.) is the Aztecs biggest post presence at 6-10, 265. He has only been playing basketball since 1999 and is continuing to develop his offensive skills. Had his best game of the season against Providence on Dec. 31 when he matched his career best with seven points and added a career-high 13 rebounds. He has 35 rebounds in his last seven games.

Senior Chris Manker (8.7 ppg, 3.3 rpg, 1.3 apg) exploded out of the gate and is putting together the best season of his

Aztecs off the Court

► Mohamed Camara

Speaks six languages... Moved to the United States on Sept. 29, 2001... Started playing basketball in 1999.

► Trimaine Davis

Hit by a car at age 16 that initiated his switch from football to basketball... Wears jersey No. 20 in memory of high school friend Greg Ashford who died in a drowning accident.

► Travis Hanour

Grew eight inches between his freshman and junior years of high school... Has four tattoos, all Christian related.

► Brandon Heath

Through his first full year (Fall, spring and summer semesters), he has completed 41 college units... Classified as a junior academically following the Fall, 2004 semester.

► Tommy Johnson

Enjoys traveling and visited St. Thomas on a seven-day cruise in summer of 2003... Has a basketball card collection.

► Chris Manker

Attended and worked the 1999 U.S. Senior Open at the Des Moines Golf and Country Club... Wants to open a sports restaurant chain called Super Manker's.

► John Sharper

His mother is working on her Ph.D. in education psychology at the University of Missouri... Played the saxophone for three years in high school.

► Marcus Slaughter

Heavily involved in community activities and initiates many of the community projects the team is involved in... Teamed with Brandon Heath to win the 2004 Pro City championship in Los Angeles (formerly known as the Say No Classic).

► Chris Walton

Organized food drives in conjunction with Aztec basketball home games each of the past three seasons.. Went to his first Grateful Dead concert when he was two months old... Youngest son of Bill Walton.

► Steve Fisher

Won a charity free-throw shooting contest featuring the eight head coaches at the 2003 EA Sports Maui Invitational.

career. Always a threat from behind the arc, the 7-0 center has emerged as a post option. This season he has 40 two-point field goals, 23 more than he had all of last season. He also has 60 career three-point goals. Most impressive, Manker leads the Aztecs in hockey +/-, as SDSU has outscored its opposition by 83 points when he is on the floor and been outscored by 50 points when he is out of the game, entering the Air Force game.

Junior Trimaine Davis (3.7 ppg, 1.6 rpg) is playing the best basketball of his career. An athletic 6-8 forward, Davis has felt more comfortable as his playing time increases. He has 31 points in his last 72 minutes on the court and is connecting on 52.9 percent of his field goals on the season. As has always been the case, Davis in an enthusiastic player who took over the duties of team captain in Walton's absence.

Turning to the backcourt, the other staple in the Aztec lineup is sophomore guard Brandon Heath (leading scorer at 18.6 ppg, team-high 4.1 apg, 3.6 rpg). Heath has started 17-of-18 games this season, has 17 double-digit scoring games this season and has connected on a three-point field goal in 18 of his last 19 games. A graduate of Westchester High, Heath scored nine of San Diego State's last 11 points against the Cougars and followed that up with a career-high 37 points in the victory at UNLV. He has 98 points in his last four games (24.5 ppg).

The rest of the backcourt consists of Tommy Johnson, John Sharper, Tyler Smith and Matt Thomas.


Junior John Sharper (6.5 ppg, 1.4 rpg) is once again flirting with shooting 40 percent from three-point range. Third on the school's career three-point field percentage charts, he has started 13 games this season and played at least 13 minutes in all 18 games and played 30 or more minutes in four straight. He has just four turnovers in his last 231 minutes of action.

Walk-on true freshman Tyler Smith (1.8 ppg, 1.9 rpg, 1.4 apg) has been the surprise of the year for San Diego State. Smith has started seven of the last nine games and is second on the Aztec team in hockey +/- . This season, when he is on the court the Aztecs have outscored their opposition by 36 points. Prior to the Air Force game, when he is off the court, SDSU has been outscored by three points. He has made six of his last 11 three-point field goal attempts and had a career-best six assists at Brigham Young.

True freshman Matt Thomas (4.4 ppg, 2.2 rpg, 1.4 apg) plays the point position for the Aztecs when he is on the floor. He has made three starts this season in and has seen action in all 18 games. An explosive player, Thomas has the ability to get around defenders and has double-digit scoring performances at Washington (14 points) and vs. Saint Mary's (10 points).

Senior Tommy Johnson (1.3 ppg, 0.9 rpg) has played in 15 of the 18 games for SDSU so far. Typically a reserve, he has played as many as 24 minutes this season and has posted outings of seven points and six rebounds this season.

The Brandon Heath Experience



Sophomore guard Brandon Heath has enjoyed an impressive sophomore season, leading the team in scoring (18.6) and assists (4.1), but he has been sensational of late.

Since taking over the game at Brigham Young by scoring nine of SDSU's last 11 points, Heath has produced consecutive scoring efforts of 37 at UNLV, 29 vs. Wyoming, 15 vs. Colorado State and 17 at Air Force. The 37-point effort was a career high, Steve Fisher era high, the most by an Aztec player in an MWC game, the 10th highest scoring output in school history and fifth highest scoring game in school history.

Since exploding down the stretch at Brigham Young, Heath has produced 107 points, on 38-of-71 (53.5 percent) from the field, 8-of-20 (40.0 percent) from three-point range, 23-of-31 (74.2 percent) from the free throw line in his last 159 minutes on the court. That means in his last 159 minutes on the court, Heath is averaging 26.9 points per 40 minutes.

In MWC games entering the weekend, Heath ranked first in scoring (23.0, by a 3.8 ppg margin), third in steals (2.25), sixth in assists (4.25), eighth in three-point field goals made (1.50), 13th in free throw percentage (71.4), 15th in field goal percentage (47.8). Heath had such a wide margin of advantage in the conference scoring race, that if he scores five points in his fifth MWC game vs. Air Force on Saturday, his scoring average would still be higher than that of Utah's Andrew Bogut who is currently in second place.

The scoring output Heath has produced in the two games against UNLV and Wyoming was the fifth highest total in consecutive games in school history and the highest since Anthony Watson scored 72 points (school-record 54 vs. U.S. International and 18 at Texas-El Paso) during the 1985-86 season. Below is a look at the most points scored in consecutive games during the Division I era. All four efforts that rank in front of Heath were produced by seniors and read like a who's who of Aztec basketball - school two-year scoring leader and 1979 all-WAC first-team Kim Goetz, 1984 All-American Michael Cage (twice) and 1986 WAC Player of the Year Anthony Watson.

Most Points/Two Consecutive Games/Div. I Era

Pl.	Name (Class)	Points	Opponent	Season
1.	Kim Goetz (Sr.)	82	Brigham Young (38), Utah (44)	1978-79
2.	Michael Cage (Sr.)	75	at Wyoming (40), Texas-El Paso (35)	1983-84
3.	Anthony Watson (Sr.)	72	USIU (54), at Texas-El Paso (18)	1985-86
4.	Michael Cage (Sr.)	68	Arizona (31), at Texas (37)	1983-84
5.	Brandon Heath (So.)	66	at UNLV (37), Wyoming (29)	2004-05
6.	Anthony Watson (Sr.)	65	Hawai'i (11), US International (54)	1985-86
	Michael Cage (Sr.)	65	at Colorado State (25), at Wyoming (40)	1983-84
8.	Anthony Watson (Sr.)	64	at Hawai'i (34), Wyoming (30)	1985-86
9.	Michael Cage (Sr.)	63	at Tulsa (32), Arizona (31)	1983-84
10.	Michael Cage (Sr.)	62	at Texas (37), Oral Roberts (25)	1983-84

Mountain West

STANDINGS

School	MWC		Overall	
	W	L	W	L
Utah	5	0	17	3
Air Force	4	1	13	7
SDSU ◀	3	2	9	9
Wyoming	3	3	11	8
New Mexico	2	3	15	5
UNLV	2	3	9	8
BYU	1	4	7	13
Colorado St.	1	5	9	10

SCHEDULE AND RESULTS

January 24 (Monday)
 at Utah 63, Air Force 51
 at BYU 68, New Mexico 53
 at SDSU 84, Colorado St. 77
 at UNLV 79, Wyoming 67

January 29 (Saturday)
 at Air Force 62, SDSU 50
 at Wyoming 69, Colorado St. 56
 at New Mexico 62, UNLV 58

January 31 (Monday)
 UNLV at Air Force
 Utah at BYU
 SDSU at New Mexico

February 5 (Saturday)
 Air Force at Wyoming
 BYU at UNLV
 New Mexico at Colorado St.
 Utah at SDSU

February 7 (Monday)
 Air Force at Colorado St.
 BYU at SDSU
 New Mexico at Wyoming
 Utah at UNLV

February 9 (Wednesday)
 Missouri at UNLV

Preseason MWC Poll

Pl.	School (1st Place Votes)	Pts.
1.	UNLV (14)	182
2.	Utah (7)	169
3.	Air Force (4)	142
4.	New Mexico	122
5.	Brigham Young	92
6.	Colorado State	87
7.	San Diego State	71
8.	Wyoming	35

SDSU MILESTONE WATCH

Brandon Heath	Total	Needs	For	Significance
Points	748	2	750	Recah the three-quarters mark to 1,000 career points
Points	748	46	794	Tie Al Faux for 25th on the Aztec career scoring list
Steals	80	1	81	Pass Aerick Sanders for 17th on the Aztec career steals list
3FGs Made	80	4	84	Tie Deandre Moore for 7th on Aztec career list
Tommy Johnson	Total	Needs	For	Significance
Games Played	92	1	93	Tie Steve Copp for 16th place in SDSU Div. I era
Chris Manker	Total	Needs	For	Significance
3FGs Made	54	1	55	Tie Josko Visnjic for 15th place on SDSU career list
John Sharper	Total	Needs	For	Significance
3FGs Made	72	4	76	Tie for 9th on the career list with Matt Watts
Marcus Slaughter	Total	Needs	For	Significance
Blocked Shots	39	1	40	Tie for 14th place on school career chart (Kevin Betts)
Rebounds	366	4	370	Tie Chad Nelson for 21st on Aztec career rebounding list
Chris Walton	Total	Needs	For	Significance
Games Played	100	1	101	Match Courtie Miller for 13th on SDSU DI games played list
Victories	53	1	54	Played in 54 wins, 7th highest total since stat started being tracked '75-76
Assists	148	2	150	Move into SDSU career top 25 in category (Raymond King - 150)
Rebounds	351	3	344	Will move into a tie for 24th on SDSU career rebound list
Minutes	2,049	52	2,101	Tie Joe McNaull for 14th in the stat (kept since 1978-79)

Chris Walton's Long, Strange, Trip

After missing nine games and a month of the season, Chris Walton's senior season appeared to be in serious jeopardy. Even after returning from a hip felor/groin injury that continues to nag him today, the forward had scored all of 10 points, on 3-of-14 field goal attempts in his four games of the season.

But since scoring 12 points and hitting the game-winning shot against Brigham Young, Walton has been on quite a roll. In his last four games Walton is averaging 11.0 points, 3.8 rebounds and has connected on 24-of-37 shots from the field (64.9 percent).

Walton's comeback story is nothing short of amazing. Before the Aztecs left for the conference opener at Brigham Young, Walton scheduled an appointment with a specialist in Philadelphia to evaluate his injury. The senior carries his x-rays and MRI on the plane to Provo and was questionable for the game against the Cougars. Despite missing the previous four practices and not taking part in pregame walk through, he informed Coach Fisher that he would be able to play a couple of minutes in the game.

He responded by playing 30 minutes, scoring 12 points including the game-winner on a fadeaway seven-footer as time expired. The next day he flew to Philadelphia as was told playing with the injury would cause no more damage. With that knowledge, Walton has played 23 or more minutes every game since and 30 minutes in all but one game.

On Saturday he became the 14th Aztec player in the Division I era to log 100 career games.

A 3-2 Start Never Looked So Good

San Diego State is off to its best conference start since the 1996-97 open the Western Athletic Conference season with an identical 3-2 mark. Equally impressive, the Aztecs already own road victories at Brigham Young and UNLV, putting this SDSU team in pretty rare company.

Below is a look at some of the accomplishments of the 2004-05 Aztecs through four league games.

► San Diego State opened a league campaign with at least three victories in its first four games since the 1996-97 team opened WAC play with a 3-2 mark (def. UTEP, lost at UNLV, won at Air Force, def. Wyoming, lost to Colorado State). In the last 19 seasons, this is just the fourth time SDSU has owned a winning league record after five games.

► San Diego State has posted a conference record above .500 this late in the league season (at least four games), since the 1996-97 team was 3-2 after five WAC games. SDSU has gotten to .500 late in league campaigns (finishing 7-7 in 2001-02 and 6-6 late in the 2002-03 season), but has never been above .500 after at least four games in the Mountain West Conference era.

► SDSU won its first two road games of the league season for just the second time in 35 Division I seasons (the previous time was in 1984-85 when the Aztecs went 23-8 won the Western Athletic Conference tournament and advanced to the NCAA Tournament).

► SDSU won at Brigham Young and UNLV in the same season for the first time in school history.

► SDSU won at Brigham Young for just the third time in 26 visits to Provo (3-23) and snapped a 17-game conference losing streak to the Cougars in Provo. BYU fell to 30-2 in its last 32 league home games.

► SDSU claimed its first regular-season victory at the Thomas & Mack Center, second win over UNLV in the building and third victory over the Rebels in Sin City in 19 games (3-16). UNLV dropped to 27-9 in MWC home games, and the last five MWC teams to defeat UNLV at home have gone on to finish third or better in the final conference standings.

► SDSU became the eighth MWC team (Utah became the ninth last Monday) to win its first two road games of the league

► CHRIS WALTON 2004-05 SEASON		
	First 4	Last 5
PPG	2.5	11.0
FG Shooting	3-14	24-37
FG Percentage	21.4	64.9
RPG	2.8	3.8
TOs PG	3.3	2.4

► '04 MWC RECORD VS. '05 MWC RECORD		
	2004	2005
Record	4-10	3-1
Overtime Record	0-2	0-1
Gms. decided by		
3 pts. or less/OT	0-3	1-1
Losses in one possession gm. w/less than 2:05	5	1

SDSU Mountain West Conference Player of the Week

Date	Nominee
Nov. 23	Marcus Slaughter
Nov. 30	Marcus Slaughter
Dec. 6	Brandon Heath
Dec. 13	Marcus Slaughter
Dec. 20	Marcus Slaughter
Dec. 27	Tyler Smith
Jan. 3	Marcus Slaughter
Jan. 10	Chris Walton
Jan. 17	Brandon Heath
Jan. 24	Brandon Heath
Jan. 31	Marcus Slaughter

Bold indicates player won the award

Weekly RPI and Sagarin Ratings

Previous Seasons

Date	Sagarin	CBN	RPI	RPI com
1993-94				183
1994-95				218
1995-96				170
1996-97				198
1997-98				160
1998-99	278			284
1999-00	273			264
2000-01	143			154
2001-02	66			39
2002-03	108	103		99
2003-04	111	116		117

2004-05

Date	Sagarin	CBN	RPI	RPI com
Dec. 13	249	262		265
Dec. 20	226	213		244
Dec. 27	204	182		244
Jan. 3	197	153		182
Jan. 10	179	153		179
Jan. 17	158	*165		166
Jan. 24	170	184		184

* - Notes formula change from previous week.

campaign. Of the previous seven teams, five went on to win or share the league title, one team finished second and one team finished third.

► SDSU joined the 2003 Utah team as the only teams in Mountain West Conference teams in league history to win at UNLV and at Brigham Young in the same season.

The History of the 3-1 Conference Start

This marks the Aztecs 35th season of basketball at the Division I level and just the eighth time San Diego State has opened a conference campaign with either a 3-1 or 4-0 record. This is the first time SDSU has won at least three of its first four conference games to open league play since the 1996-97 season.

A win Saturday over Air Force would have matched San Diego State's best record after five league games during the Division I era. On four occasions since 1970-71, San Diego State has opened with a 4-1 conference record. In three of those four seasons the Aztecs have advanced to the NCAA Tournament and San Diego State posted a winning record in each of those four seasons.

In case your curious, the last time an Aztec team opened league play 5-0 was in 1966-67, when SDSU went 24-5 and advanced to the NCAA Division II tournament quarterfinals.

Below is a look at the SDSU teams that have opened 3-1 in the past Division I era.

Season	How SDSU Got To 3-1	Game Five	Note
1971-72	LBSU (L), UCSB (W), Cal State LA (W), at UCSB (W)	at Pacific (L, 72-92)	18-10; 7-5 PCAA
1974-75	*CSUF (W), Fresno St. (W), LBSU (W), at Pacific (W)	at San Jose St. (L, 73-77)	14-13; 6-4 PCAA++
1975-76	*CSUF (W), LBSU (W), Fresno St. (W), at San Jose St. (W)	at Pacific (L, 64-70)	16-13; 5-5 PCAA++
1976-77	at CSUF (W), Pacific (W), San Jose St. (W), at Fresno St. (L)	at LBSU (L, 83-85)	13-15; 9-3 PCAA
1984-85	*at Wyoming, at Air Force, Utah, BYU	at UNM (L, 85-94)	23-8; 11-5 WAC++
1995-96	CSU (W), Wyoming (W), at New Mexico (L), at UTEP (W)	BYU (W, 83-76)	15-14; 8-10 WAC
1996-97	UTEP (W), at UNLV (L), at Air Force (W), Wyoming (W)	Colorado St. (L-ot, 90-93)	12-15; 4-12 WAC
2004-05	at BYU (W), at UNLV (W), Wyoming (L), Colorado State (W)	at Air Force	

*Underline indicates teams that were 4-1 after five league games (no SDSU team has opened conference play 5-0 in the Division I era). * - Indicates team was 4-0. ++ - Team advanced to NCAA Tournament.*

The History of the 3-2 Conference Start

This is just the fourth time in the last 19 seasons that the Aztecs have opened league play over .500 after five games. Below is a look at the 3-2 or better starts since the 1986-87 season.

A San Diego State victory on Monday at New Mexico would match the Aztecs best six-game conference record in the last 30 seasons and would be the best start since the 1995-96 team was also 4-2 after six games. The last time an SDSU team was better than 4-2 in conference play after six games was in 1974-75 when the Aztecs opened 5-1.

Season	How SDSU Got To 3-2	Game Six	Note
1989-90	Utah (W), BYU (L), at Wyo. (L), at AFA (W), UNM (W)	UTEP (L, 63-71)	13-18; 4-12 WAC
1995-96	*CSU (W), Wyo. (W), at UNM (L), at UTEP (W), BYU (W)	Utah (L, 59-67)	15-14; 8-10 WAC
1996-97	UTEP (W), at UNLV (L), at AFA (W), Wyo. (W), CSU (L)	at UTEP (L, 68-84)	12-15; 4-12 WAC

*Underline indicates teams that were 4-2 or better after six league games. * - Indicates team was 4-1 after five games.*

Early Road Wins Are a Good Way to Win Title and Go Dancin'

On Jan. 15, San Diego State became just the eighth team in Mountain West Conference history to win its first two league road games (Utah became the ninth last Monday night). All seven of the previous MWC teams to win their first two conference road games advanced to postseason play, with five making the NCAA Tournament. Of the seven previous members of the club, five won or shared the conference title, one team finished second and one team finished third.

Season	Team	First 2 MWC Road Games	Final MWC Road Record	Overall	MWC Finish	Postseason
1999-00	UNLV	2-0	4-3	23-8	10-4/T-1st	NCAA Tournament
	Utah	2-0	3-4	23-9	10-4/T-1st	NCAA Tournament
2001-02	Utah	2-0	4-3	21-9	10-4/2nd	NIT
	Wyoming	2-0	5-2	22-9	11-3/1st	NCAA Tournament
2002-03	Brigham Young	2-0	5-2	23-9	11-3/T-1st	NCAA Tournament
	Wyoming	2-0	4-3	21-11	8-6/T-3rd	NIT
2003-04	Air Force	2-0	5-2	22-7	12-2/1st	NCAA Tournament
2004-05	San Diego State	2-0				
	Utah	2-0				

We Know Drama

San Diego State may have exercised of the ghosts left from last season. In 2003-04, the Aztecs finished 4-10 in league play, but lost five conference games that were a one possession game with 2:03 or less remaining in regulation, including four games that were a one possession game with 25 seconds or less in regulation.

The Aztecs took a big step toward putting the past behind them by rallying from 13 points down at Brigham Young to claim a 59-57 victory on Chris Walton's put-back seven-footer at the buzzer to defeat Brigham Young in the conference opener.

SDSU Career Rankings

Entering Sat., Jan. 29 games

Brandon Heath

3-Point Field Goals	8th (78)
3-Point FG Att.	8th (249)
Scoring Average	9th (15.6)
Steals	18th (78)

Tommy Johnson

Games Played	18th (91)
--------------	-----------

Chris Manker

3-Point Field Goals	16th (54)
3-Point FG Att.	18th (154)

John Sharper

3-Point FG Pct.	4th (39.4)
3-Point Field Goals	10th (71)
3-Point FG Att.	11th (180)

Marcus Slaughter

Blocked Shots	15th (39)
Rebounding	24th (351)

Chris Walton

Victories	9th (53)
Games Played	14th (99)
Minutes Played	15th (2,026)
Blocked Shots	18th (35)
Rebounding	25th (348)
Assists	26th (148)

The victory snapped a couple of annoying trends:

- ▶ The two-point win over Brigham Young victory snapped a five-game conference losing streak in contests that were decided by three points or less or in overtime dating back to a 58-56 victory over Utah on Jan. 18, 2003.
- ▶ The last time SDSU won a road league games decided by three points or less or in overtime was at Rice on Jan. 24, 1998, while a member of the Western Athletic Conference.
- ▶ The Aztecs had dropped seven straight road league games that were decided by three points or less or in overtime.

Against Wyoming, SDSU felt the flip side as the Aztecs were unable to hold an 11-point advantage and lost in overtime. Since the 2004 conference season, the Aztecs are 7-11 in league play, with six of those losses coming in games that were a one possession game with 2:05 remaining in regulation.

Aztec Trends

Here are a couple of trends to look for on Monday.

- ▶ In every Aztec game this season and in 20 straight games dating back to last season, the team that has had a higher field goal percentage has won the game.
- ▶ The Aztecs are 9-0 this season and 63-19 in the Fisher era when shooting better than their opponent. SDSU is 0-9 this season and 14-68, with 12 consecutive losses, when it has a lower field goal percentage.
- ▶ San Diego State is 9-3 this season when shooting at least 40 percent from the field (losses at nationally-ranked Washington, in overtime to Wyoming and at Air Force) and 0-6 when connecting on less than 40 percent of its shots.
- ▶ San Diego State is 8-2 when scoring more points than its opponent in the paint and 1-7 when scoring the same or fewer points in the paint.
- ▶ San Diego State is 5-0 this season when the senior class (Chris Manker, Chris Walton, Tommy Johnson, Travis Hanour and Jared Ines) contribute at least 20 points. In wins, the seniors average 17.7 points, while in losses their production drops to 10.3 points. Last Monday, the class scored 28 in the victory over Colorado State.
- ▶ **Mohamed Camara:** San Diego State is 4-0 this season when he shoots 50 percent or better from the floor.
- ▶ **Brandon Heath:** San Diego State is 3-1 this season and 8-2 in his career when Heath shoots 50 percent or better from the field... The Aztecs are 5-1 this season and 11-3 in his career when he posts an efficiency rating of +16 or better... SDSU is 6-3 this season when he has more assists than turnovers... Aztecs are 7-0 this season when he posts five assists or more in a game.
- ▶ **Chris Manker:** San Diego State is 4-2 this season and 11-3 in Manker's career when he blocks a shot... Dating back to his days at Oregon State, Manker's teams are 14-4 when he blocks a shot... SDSU is 6-4 this season and 15-9 in his career when Manker shoots 50 percent or better from the field... Aztecs are 5-1 this season when Manker records five or more rebounds.
- ▶ **John Sharper:** San Diego State is 5-3 this season and 12-7 since the beginning of the 2003-04 season when Sharper connects on multiple three-point field goals... Aztecs are 9-6 this season when he has two turnovers or less in a game.
- ▶ **Marcus Slaughter:** San Diego State is 3-2 this season when Slaughter shoots better than 50 percent from the field.
- ▶ **Tyler Smith:** San Diego State is 6-1 when he scores a point... The Aztecs are 4-0 when he has three or more assists... SDSU is 5-1 when he has more assists than turnovers.
- ▶ **Chris Walton:** San Diego State has won eight straight games and was 5-0 last season when Walton attempted at least four free throws... SDSU is 3-0 this season and 11-5 in his career when Walton scores in double figures.

Like Us Now? You'll Love Us in 2005-06

One thing Aztec fans know is that of the top seven players based on minutes played this season, six are slated to return next season (all but Manker). Included in that group of seven are one senior (Chris Manker), three juniors (Mohamed Camara, Trimaine Davis, John Sharper), two sophomores (Brandon Heath, Marcus Slaughter) and two true freshmen (Tyler Smith and Matt Thomas).

Joining that group is a recruiting class quickly earning accolades as one of the best nationally.

The Aztecs' early signees included Brett Hoerner, Kyle Spain, Kashif Watson and Jabbar Young. All four players, three from the high school ranks, and one from junior college, have been ranked among the top 125 players nationally in their respective classes.

With the addition of Florida transfer Mohamed Abukar who started practicing with the Aztecs on Thursday and will be eligible mid-December next season, HoopScoop Online has the Aztec 2005 class ranked 19th nationally.

Below is a look at the 2005 Aztec class.

Hoerner, a 6-11, 200-pound forward, is a senior at Fullerton High in Fullerton, Calif. He averaged 16.0 points, 9.8 rebounds and recorded 112 block shots for a team that went 20-7 last season. Hoerner is ranked among the top 100 recruits in his class by six different scouting services, including Hoop Alliance, which ranks him 51st. He is ranked as the 20th best power forward in the country by ScoutHoops.com and is a member of *Street & Smith's* High Honorable Mention All-America team.

Spain, a 6-6, 205-pound forward, is a senior at Newark Memorial High in Newark, Calif. He averaged 16.5 points, 8.0 rebounds and shot 70.4 percent from the free throw line as a junior. His team went 29-5 and played for the CIF Division I championship in

'04 MWC RECORD VS. '05 MWC RECORD

	2004	2005
Record	4-10	3-1
Overtime Record	0-2	0-1
Gms. decided by 3 pts. or less/OT	0-3	1-1
Losses in one possession gm. w/less than 2:05	5	1

HOOPSCOOP'S TOP RECRUITING CLASSES OF 2005

1. Louisville
2. Duke
3. Washington
4. Mississippi
5. Memphis
6. North Carolina
7. Mississippi State
8. Oklahoma State
Louisiana State
10. Alabama
11. Baylor
UNLV
13. Kansas
14. Arizona
15. Marquette
16. Georgia
17. Pittsburgh
18. UCLA
19. ▶ San Diego State
20. Connecticut
21. Auburn
Southern California
23. Nebraska
24. Notre Dame
25. Syracuse

2003-04. Spain recorded three 30-point scoring games and posted eight double-doubles as a junior. He is one of just five players named to the *Street & Smith's* San Francisco-Oakland all-Metro team. He was rated as the 42nd best player nationally by Hoop Scoop's Clark Francis and was selected as the fourth best prospect in the state by the same service.

Watson, a 6-3, 180-pound guard, is a senior at Bishop Gorman High in Las Vegas. He averaged 17 points, six rebounds, four assists and three steals for a playoff team that went 21-7 last season. This season, his prep team is ranked among the top 25 nationally by two publications. He is ranked as the second best shooting guard on the west coast and among the top 35 players at the two-guard position nationally by Rivals.com. He was named to *Street & Smith's* High Honorable Mention All-America team. His brother, C.J., is a starting guard at Tennessee.

Young, a 6-11, 285-pound center, is in his second season at San Bernardino College. He will have two seasons remaining when he joins the Aztecs in 2005-06. Young was listed as the 20th-best center in the class of 2002 by ESPN.com. He was also listed as one of 20 players to watch in the state of Maryland by *USA Today* while he was at National Christian Academy (Md.). Young attended classes at San Diego State in the Spring of 2003.

Abukar, a 6-10, 210-pound forward, will be a junior when he begins playing for the Aztecs next December. He played in 30 games as a freshman and saw action in seven games this season for Florida. Earlier this season, he scored a career-high 22 points in just 12 minutes of action against Florida A&M.

Winning vs. Losing

If you look at San Diego State statistics in victories and losses, it is hard to believe the same team that has won nine games, four by 15 or more points, is the same team that has lost nine games, five of which were a one possession game with less than three minutes remaining.

► The most glaring statistic is field goal percentage, where the Aztecs have shot 48.8 percent in eight victories and 38.6 percent in seven losses, a difference of 10.2 percent. In every game this season, and in the last 20 San Diego State games dating back to last season, the team with the better field goal percentage has won. The Aztecs have lost 12 consecutive games when an opponent has a higher field goal percentage.

► To the surprise of no one, Aztec opponents are shooting better, 9.6 percent to be precise, in Aztec losses vs. Aztec wins. Holding opponents below 40.0 percent from the field has been a good omen, not only this season but during the Fisher era. The Aztecs are 36-6 when their opponent shoots 40 percent or less from the field.

► Another trend to look for is the rebound war. The Aztecs are practically even, with a +0.5 rebound margin in victories and a -5.0 rebound margin in losses, a swing of 5.5 rebounds per game. San Diego State is 4-3 this season and 52-33 in the Fisher era when owning a rebound advantage. Meanwhile, San Diego State is just 26-53 during Fisher's six seasons when facing a disadvantage on the glass.

► WINS VS. LOSSES		
	W	L
Record	9-0	0-9
Scoring Margin	+12.5	-10.1
FG Percentage	48.8	38.6
Opp. FG Pct.	38.7	48.3
3FG Percentage	38.4	28.1
Opp FTA/Gm	14.2	20.2
Reb. Margin	+0.5	-5.0
TO Game	14.0	16.4

Can We Catch A Break?

Last season San Diego State finished 14-16 but were just a couple of key possessions away from not only posting a fourth consecutive .500 or better record, but also making an appearance in a third straight postseason.

In 2003-04, San Diego State lost three games they led with 59 seconds to go in regulation, lost six games that were a one possession contest with 25 seconds or less remaining and lost seven games that SDSU led with 13:48 to go in regulation.

Splitting the six games that were a one possession contest with 25 seconds or less remaining that SDSU lost, would have given the Aztecs a 17-13 record.

Unfortunately, that trend has continued into the beginning portion of the 2004-05 season. Of the Aztecs eight losses this season, five were a one possession game with under three minutes to play.

► vs. UCSB, ot-L, 72-80. Aztecs shoot just 38.8 percent from the field but succeed from rallying from 10 points down to force overtime before suffering season-opening loss.

► vs. California, L, 57-60. Once again, San Diego State rallies from a double-digit deficit, trail by one point with 5:55 to play and have the ball down three when a three-point field goal attempt bounces off the rim as the clock expires.

► vs. Saint Mary's, L, 64-73. Stop us if you have heard this before. San Diego State, which trailed by 11 points at one time, rallies to take a one-point lead with 3:04 to play, but can't hold on to the lead.

► at Loyola Marymount, L, 68-72. Aztecs lead for 23:44 of the game and enjoyed a seven-point lead in the first half and a six-point lead in the second half. SDSU led with seven minutes remaining and trailed by two points with the ball with just over two minutes to play.

► vs. Providence, L, 67-76. San Diego State leads for more than 21 minutes of the game, leads by as many as seven points and a five-point second-half lead. SDSU has more rebounds, more free throw attempts and fewer turnovers but can't overcome 34.9 percent shooting.

► vs. Wyoming, ot-L, 81-88. Aztecs led by as many as 11 points, had a three-point lead with 2:58 to play, a two-point lead with 1:03 to play, a one-point lead with 45 seconds left and had two two point leads in overtime before losing.

In San Diego State's seven losses this season:

- The Aztecs have led in the final 10 minutes of the game: 5 times
- San Diego State led for more than 20 minutes of the game: 3 times

Relying on the Underclassmen

The following numbers were entering the game against Air Force.

Most people expected big things from San Diego State's senior class in 2004-05. With six players entering their final season on the Mesa, SDSU looked to be loaded with experience.

But due to injuries and other circumstances, the six seniors on the Aztec squad - Travis Hanour, Jared Ines, Tommy

SDSU All-Time MWC Players of the Week

2000-01 **Date**
Randy Holcomb 12.18.00
Randy Holcomb 1.8.01

2001-02 **Date**
Tony Bland 12.3.01
Al Faux 12.10.01
Randy Holcomb 1.14.02

2002-03 **Date**
Aerick Sanders 2.01.03
Evan Burns 3.3.03

2003-04 **Date**
Aerick Sanders 12.1.03
Aerick Sanders 12.22.03
Aerick Sanders 1.5.04

2004-05 **Date**
Brandon Heath 12.6.04
Brandon Heath 1.17.05

Best Aztec Months By Percentage

Steve Fisher Era

	<u>W-L</u>	<u>Pct.</u>
1. Dec. '02	6-1	.857
2. Mar. '02	4-1	.800
3. Nov. '00	3-1	.750
4. Dec. '01	5-2	.714
Dec. '00	5-2	.714
6. ► Jan. '05	4-2	.667
7. Dec. '03	5-3	.625
Feb. '02	5-3	.625

minimum four games in month

Johnson, Chris Manker, Wesley Stokes and Chris Walton - have played a total of 47 games, made 13 starts, scored 242 points, pulled down 101 rebounds and have 46 assists through 17 games.

Right now, the Aztec senior class is accounting for 21.9 percent of the minutes played, 20.2 percent of the scoring, 19.9 percent of the rebounding and 20.5 percent of the assists. That means the Aztecs are on pace to return players responsible for about 80 percent of those major statistical categories next season.


Despite having six members in its class, the senior trail both the junior class (with three members) and sophomore class (with two members) in starts, minutes played and rebounds per game. The senior class just moved in front of the junior class in points per game following double-digit efforts from Manker and Walton at UNLV.

There may be hope on the horizon for the class, with Chris Walton returning from injuries to play recently. In addition, don't underestimate the importance of the senior class as SDSU is 5-0 when the group scores at least 20 points in a game.

Below is a statistical breakdown by class.

	Opening Day						
	<u>Players</u>	<u>GP</u>	<u>GS</u>	<u>Min.</u>	<u>PPG</u>	<u>RPG</u>	<u>APG</u>
Senior	6	47	13	44.4	14.2	5.9	2.7
Junior	3	51	30	58.8	13.2	7.8	2.2
Sophomore	2	34	33	68.5	36.9	12.2	5.4
Freshmen	3	35	9	31.2	6.1	3.9	2.8

Slaughter House Rules



Sophomore forward Marcus Slaughter has gotten off to an explosive start this season. An honorable mention all-conference selection as a freshman, Slaughter is averaging 17.9 ppg and a team-high 9.0 rebounds. Entering Saturday's game, he ranked among the league leaders in scoring (4th), rebounding (4th), steals (6th) and blocked shots (7th).

Other notes on Slaughter's great jump out of the gate.

- He has produced double-digit scoring games in all 18 games this season marking the first time in his career the sophomore has scored 10 or more points in as many as three consecutive games. He had eight double-figure scoring games all of last season.
- He (along with Heath) is en route to post one of the best individual single-season scoring average in school history. The last time an Aztec player averaged more than 18.3 points per game was in in 1985-86 season Michael Watson led the Western Athletic Conference with a 22.5 scoring average. That was also the last time an Aztec player led the league in scoring, something Slaughter has a chance to do this season. His current scoring average of 17.9 would place him among the leaders all-time.
- With 335 total points this season, he has surpassed his freshman point total of 237 points.
- He led the Aztecs in scoring just once last season but has already led SDSU in scoring in eight of the first 18 games this season.
- He also has already connected on nine three-point field goals after making just eight last season.
- He has attempted 140 free throws through 17 games and is on pace to attempt 218 attempts in a 28-game season. That would be within shouting distance of the school record currently held by Michael Cage, who attempted 251 during his senior campaign in 1983-84.

Heath Among League Leaders... In Everything

Already with two Mountain West Conference Player of the Week honors to his credit, Brandon Heath continues to progress into one of the top guards in the Mountain West Conference.

A native of Los Angeles, Heath is averaging 18.6 points this season. He led the Aztecs in scoring during the months of December and January.

Other notes on Heath's sophomore campaign

- Scored in double figures in 15 consecutive games and 18 straight against Division I teams.
- Made a three-point field goal in 18 of his last 19 games dating back to last season.
- Made 69-of-86 free throws this season.

He has 748 career points in just 48 collegiate games for a 15.6 scoring average.

Heath Earns Second Player of the Week Honor

San Diego State sophomore Brandon Heath has been named Mountain West Conference Player of the Week for the period ending January 16. It is his second honor of the season and he joins Josh Davis, Marcus Bailey and Andrew Bogut as the only league players to win the award multiple times in the same season as an underclassmen.

Heath recorded a career-high with 37 points, on 12-of-18 shooting from the field and 12-of-12 free-throw shooting, as the Aztecs recorded an 81-73 victory over Mountain West Conference preseason favorite UNLV on Saturday night. The 37 points were the most for an Aztec player during the Steve Fisher era and the most by an SDSU player in a Mountain West Conference game. It also tied for the 10th highest scoring output in school history and the fifth highest output in a conference game. The last time an Aztec player scored more than 37 points in a game was Anthony Watson's school-record performance of 54 points against U.S. International on Feb. 20, 1986.

Heath added a team-high five assists, two steals and played 39 minutes in the contest. He scored 11 consecutive Aztec points in the first half, helping SDSU erase a six-point deficit. In the second half, when UNLV cut the Aztec advantage to one point, he scored eight straight SDSU points. During a 12-4 run when the Aztecs clinched the victory (run started with SDSU up 61-60 with 6:48 left and ended at SDSU up 73-64 with 2:20 left), Heath scored 10 points and

had an assist on the other SDSU basket.

With his second MWC honor, Heath joins Aerick Sanders and Randy Holcomb as the only SDSU players to earn the honor multiple times. He is the first Aztec player, since player of the week records have been kept beginning in 1978-79, to win multiple honors as an underclassman.

New Years Resolution

San Diego State has gotten 2005 off on the right foot, posting a 4-2 record this month with two games left to play. The four victories this calendar month are the most for an Aztec squad since since SDSU posted a 5-3 record in December of 2003. The last time the Aztecs won five games during the month of January was 1996 when they went 7-4 during a busy opening month of the calendar.

The best Aztec months of the Steve Fisher era are listed in the left column on the previous page.

Four-Game Win Streak Most Impressive Since 1984

Although the Aztecs four-game win streak was snapped at Washington, the dominance SDSU displayed during the streak is worth reflecting on.

Although the Aztecs have had longer win streaks, you have to go back 20 years to find a more dominating four-game win streak than what SDSU has put together during the last four games.

San Diego State posted four victories by a combined score of 311-234, or by 77 total points. That makes an average victory total of 19.3 points during the four-game streak.

The last time the Aztecs put together a more dominating four game run was when the 1984-85 NCAA Tournament team outscored its opponents by 81 points in four consecutive games during December, 1984. The four-game streak was part of an 8-0 record that squad posted to begin the 1984-85 season and marks the last time San Diego State got off to a better start than this season's 4-1 record.

Below is a look at the most dominating four-game winning streaks based on point differential since the beginning of the 1984-85 season.

Rk.	Season	Pts.	Opponents	Final Record
1.	1984-85	+88	at UC Irvine, Morgan State, San Diego, UC Santa Barbara	23-8
	1984-85	+81	Morgan State, San Diego, UC Santa Barbara, at Long Beach State	23-8
3.	2004-05	+77	Monmouth, UC San Diego, San Diego, at UC Santa Barbara	
4.	2000-01	+59	Morgan State, Norfolk State, Oklahoma State, Texas A&M-CC	14-14
	1990-91	+59	Midwestern State, Cal Poly Pomona, UC Irvine, Arkansas State	13-16
6.	1984-85	+58	Wyoming, Long Beach, Texas-El Paso, New Mexico	23-8
	1984-85	+58	at US International, at Hawai'i, Air Force, at Brigham Young	23-8
8.	2002-03	+53	Hawai'i, at Houston, Florida Atlantic, IPFW	16-14
9.	2002-03	+52	at Houston, Florida Atlantic, IPFW, Loyola Marymount	16-14
10.	2000-01	+48	Norfolk State, Oklahoma State, Texas A&M-CC, at Loyola Marymount	14-14
11.	2000-01	+47	Arizona State, Morgan State, Norfolk State, Oklahoma State	14-14
12.	2002-03	+46	at Long Beach State, Hawai'i, at Houston, Florida Atlantic	16-14
13.	1984-85	+46	at Wyoming, at Air Force, Utah, Brigham Young	23-8
14.	1984-85	+42	Colorado State, Wyoming, Long Beach, Texas-El Paso	23-8

During the four-game winning streak, San Diego State put together some impressive numbers:

► San Diego State has shot 54.2 percent from the field during the four-game stretch, shooting above 50.0 percent from the floor in each of the last three games. That is the longest stretch since posting a 50 percent or better field goal percentage in five straight games from Feb. 22-Mar. 8, 2003. Since that time, SDSU shot 50 percent or better from the floor just twice in the 37 games prior to the beginning of the current three-game streak.

► The Aztecs have held their opponent to 40.1 percent field goal shooting. Since Steve Fisher's arrival at San Diego State, the Aztecs are 33-6 when their opponent shoots 40 percent or less from the field.

► A staple of the Aztec program has been strong rebounding. San Diego State has outrebounded four of five opponents this season and has a +8.2 rebound margin during the four-game winning streak.

As you might expect, four-game winning streak typically means good things for the rest of the season. The last two times SDSU has had at least a four-game winning streak in a season they have advanced to postseason play (2001-02 NCAA Tournament, 2002-03 NIT) and every season under Steve Fisher's direction that the Aztecs have had four-game winning streak, SDSU has gone to finish .500 or better.

Postseason Play, Guaranteed

Given Steve Fisher's track record, San Diego State's prospects of returning to the postseason for a third time in four seasons appears to be good. In his 12 full seasons, Steve Fisher has returned at least three starters off a squad he coached the previous season eight times. He has guided all eight of those teams to postseason play, including six of those squads to the NCAA Tournament. Those eight teams have combined to post a 20-5 record in postseason play, including two appearances in the NCAA Tournament championship game (1991 and 1992) and a championship in the NIT (1996).

Some additional notes on Steve Fisher's success when returning at least three starters off a team he has coached.

► Is 8-for-8 in leading his team to the postseason. Six times he has guided a team to the NCAA Tournament.

► Has won at least one postseason game in six of those eight seasons and at least two games in five of those eight seasons.

► Averaged 22.6 wins in those eight seasons. In six of the eight years his teams have won at least 21 games.

Below is a look at Fisher's magic when returning at least three starters from his previous squad.

<i>Previous Season</i>	<i>Record</i>	<i>Season</i>	<i>Returning Starters</i>	<i>Returning Letterwinners</i>	<i>Record</i>	<i>Postseason</i>
1988-89	30-7	1989-90	4	8	23-8	NCAA Tournament, 2nd Round
1990-91	14-15	1991-92	4	11	25-9	NCAA Tournament, Runner-Up
1991-92	25-9	1992-93	5	11	31-5	NCAA Tournament, Runner-Up
1992-93	31-5	1993-94	5	11	24-8	NCAA Tournament, Elite Eight
1993-94	24-8	1994-95	3	6	17-14	NCAA Tournament, 1st Round
1995-96	20-12	1996-97	4	7	24-11	NIT Champions
2000-01	14-14	2001-02	4	8	21-12	NCAA Tournament, 1st Round
2001-02	21-12	2002-03	3	5	16-14	NIT, 2nd Round
2003-04	14-16	2004-04	4	9		
Averages			4.0	8.4	22.6-10.1	8 Postseason Appearances; 20-5 record in Postseason Play

Preseason Magazines Gives Aztecs Little Love

Most of the preseason magazines have picked the Aztecs to finish in the lower half of the Mountain West Conference standings and the MWC poll was no exception, picking the Aztecs to finish seventh; however, a pretty strong case can be made that San Diego State will have a successful 2004-05 season.

- ▶ San Diego State returns three starters and eight letterwinners (includes Travis Hanour who sat out last season due to injuries) from the 2003-04 season. The Aztecs return seven of their top nine scorers from last season.
- ▶ Steve Fisher is 8-for-8 in his career in taking teams to the postseason when returning at least three starters off a team he coached the previous season. Included in those eight postseason trips are six NCAA Tournament berths and an average total of 22.6 wins. The last time a Steve Fisher-coached team returned four starters was 2001-02, when Fisher guided the Aztecs to their first NCAA Tournament appearance since 1985. Twice in his career, Fisher has returned at least three starters and at least nine letterwinners off a team he coached, both seasons he has led his team to the NCAA Tournament, posting a collective 56-14 record.
- ▶ San Diego State returns 77.0 percent of points, 74.2 percent of field goals, 99.4 percent of three-point field goals, 78.0 percent of free throws, 68.6 percent of rebounds, 91.3 percent of assists, 54.9 percent of blocked shots, 85.8 percent of steals and 81.9 percent of minutes from the 2003-04 season.
- ▶ The 2004-05 SDSU roster has played 538 games and made 161 starts. Nine players on the Aztec roster have played in at least 30 college games and five players have made at least 18 college starts. Last season, the Aztec roster (not counting Travis Hanour's total because he missed the season due to injury) entered the campaign with a total of 407 games and 72 starts. In 2002-03 when San Diego State advanced to the second round of the postseason NIT, the Aztecs entered the campaign with 413 games and 152 starts of experience. In 2001-02 when the Aztecs claimed the Mountain West Conference championship and advanced to the NCAA Tournament, San Diego State entered the season with 370 games and 194 starts.
- ▶ San Diego State was not that far away last season from making their third consecutive postseason appearance. Although the Aztecs finished 14-16 overall, they lost three games when they led with 59 seconds left, lost six games that were a one possession game with 25 seconds or less remaining and lost seven games when they led with 13:48 or less remaining in regulation. Part of that can be explained by the fact that SDSU had just one scholarship senior (Aeric Sanders).
- ▶ San Diego State returns two players that earned all-Mountain West Conference recognition last season. Sophomore guard Brandon Heath and sophomore forward Marcus Slaughter are back for SDSU this season. This marks the first time in school history that two all-league performers return from an Aztec team. In fact, in the Mountain West Conference era, San Diego State has never returned two all-MWC performers the following season (2000-01 (0); 2001-02 (0); 2002-03 (1) Tony Bland; 2003-04 (0); 2004-05 (2) Brandon Heath, Marcus Slaughter).
- ▶ San Diego State has two of the best underclassmen not only in the league, but also in the country in Brandon Heath and Marcus Slaughter. The duo was two of only four freshmen to earn all-league recognition last season. Heath and Slaughter combined to score 650 points and pull down 284 rebounds in their inaugural season.
- ▶ Another example of the stability of the Aztec program can be found by the number of players that have signed with San Diego State out of the prep ranks. Of San Diego State's 15-player roster, two are Division I transfers (Travis Hanour, and Chris Manker), two junior college players (Mohamed Camara and walk-on Jared Ines) and 11 players who signed with SDSU directly out of high school. Of the five newcomers, four signed with the Aztecs out of high school.


Noting the Colorado State Game

- ▶ The Aztecs (3-1 MWC) are off to their best conference start since 1997.
- ▶ The Aztecs now have a conference record above .500 after four games for the first time in MWC history
- ▶ The last time the Aztecs were above .500 at least four games into a league campaign was during the 1998 WAC season when SDSU was 5-4 after nine games.
- ▶ With the victory, the Aztecs move into a tie with Air Force for second place in the MWC with a 3-1 conference record. No. 25 Utah leads the league with a 5-0 record in MWC play.
- ▶ San Diego State improves to 19-33 all-time versus the Rams and 16-12 in America's Finest City.
- ▶ The Aztecs have also won five of the last eight meetings.
- ▶ Chris Walton set his career high with 23 points. It is the third time in four games he has scored 10 or more points and the Aztecs are 10-5 all-time when he reaches double-figures.
- ▶ Walton tied his career high with three three-pointers.. The Aztecs are 2-0 this season when he makes at least two three-pointers.

- ▶ Walton also set a new career high with 10 made field goals.
- ▶ John Sharper tied his career high with three three-pointers. The Aztecs are 3-0 this season when he makes at least three three-point shots and 4-0 all-time.
- ▶ Brandon Heath scored 15 points, reaching double-figures for the 16th time in 17 games this season.
- ▶ With Brandon Heath's one three-point shot, he has now made at least one three-pointer in 16 of 17 games this season and 17 of 18 games dating back to last season.
- ▶ Heath set a new MWC high with seven assists. The Aztecs are 6-0 this season and 8-0 all-time when Heath has five assists or more.
- ▶ Marcus Slaughter tallied 18 points. He has scored in double-figures in all 17 games this season after scoring 10+ points in eight games all of last season.
- ▶ Mohamed Camara had a career-high three assists.
- ▶ With Chris Manker's three-pointer, he is only two shy of his '03-04 season total of 20.
- ▶ SDSU scored 84 points, second most this season.
- ▶ It was third consecutive game that the Aztecs have at least four players score in double-figures.
- ▶ The Aztecs shot 52.8% from the field. SDSU is 29-10 in the Fisher Era when shooting .500 or better.
- ▶ SDSU led wire-to-wire for the 12th time in the Fisher era and 14th all-time.
- ▶ The Aztecs shot 52.9% from the three-point line. SDSU is 5-0 in the Fisher Era when shooting .400 or better from the arc.
- ▶ SDSU won despite having two of their frontcourt players foul out with more than seven minutes remaining.
- ▶ SDSU committed a season-low seven turnovers.
- ▶ The Aztecs made nine three-pointers, the second most for SDSU in MWC play.
- ▶ It was the third game in a row that SDSU has had a player with 23 points or more.
- ▶ The 7,295 in attendance makes it the second-largest home crowd this season and seventh all-time at Cox Arena.

0	Tommy Johnson <i>Guard, 6-3, 186, Sr.-3L</i> <i>Los Angeles, Calif. (Crenshaw High)</i>	<table border="1"> <thead> <tr> <th></th> <th>PPG</th> <th>RPG</th> <th>APG</th> <th>FG</th> <th>3FG</th> <th>FT</th> </tr> </thead> <tbody> <tr> <td>04-05</td> <td>1.3</td> <td>0.9</td> <td>0.5</td> <td>56.3</td> <td>25.0</td> <td>25.0</td> </tr> <tr> <td>MWC</td> <td>1.7</td> <td>0.7</td> <td>0.3</td> <td>66.7</td> <td>100.0</td> <td>0.0</td> </tr> </tbody> </table> <p>Career Highs: <u>Points</u>: 18 vs. Troy State (11-30-03) <u>Rebounds</u>: 7 vs. IPFW (12-30-02) <u>Assists</u>: 5 at Cal Poly (11-30-02)</p>		PPG	RPG	APG	FG	3FG	FT	04-05	1.3	0.9	0.5	56.3	25.0	25.0	MWC	1.7	0.7	0.3	66.7	100.0	0.0	<p>Played in 92 career games and has made 20 starts... Played in 45 games in which the Aztecs have won, second most among active players... Ranks 26th on the school's career three-point field goals list... Never fouled out of a game... Seven career 10+ scoring games... One of only two players to wear the number zero jersey in Aztec history (Jim Roban).</p>
	PPG	RPG	APG	FG	3FG	FT																		
04-05	1.3	0.9	0.5	56.3	25.0	25.0																		
MWC	1.7	0.7	0.3	66.7	100.0	0.0																		
1	Brandon Heath <i>Guard, 6-3, 183, So.-1L</i> <i>Los Angeles, Calif. (Westchester High)</i>	<table border="1"> <thead> <tr> <th></th> <th>PPG</th> <th>RPG</th> <th>APG</th> <th>FG</th> <th>3FG</th> <th>FT</th> </tr> </thead> <tbody> <tr> <td>04-05</td> <td>18.6</td> <td>3.6</td> <td>4.1</td> <td>43.3</td> <td>34.4</td> <td>80.2</td> </tr> <tr> <td>MWC</td> <td>21.8</td> <td>2.6</td> <td>4.2</td> <td>47.6</td> <td>34.8</td> <td>69.7</td> </tr> </tbody> </table> <p>Career Highs: <u>Points</u>: 37 at UNLV (1-15-04) <u>Rebounds</u>: 9 vs. Monmouth (11-22-04) <u>Assists</u>: 9 vs. UCSD (11-27-04)</p>		PPG	RPG	APG	FG	3FG	FT	04-05	18.6	3.6	4.1	43.3	34.4	80.2	MWC	21.8	2.6	4.2	47.6	34.8	69.7	<p>Earned MWC Player of the Week on Jan. 17 and Dec. 6... Already set career highs with 37 points, nine rebounds and nine assists this season... 107 points in his last 159 minutes played... 98 points in last four games... 16 career 20+ scoring games... Has 748 career points in just 48 games... Scored in double figures in 18 straight vs. D-I Opponents.</p>
	PPG	RPG	APG	FG	3FG	FT																		
04-05	18.6	3.6	4.1	43.3	34.4	80.2																		
MWC	21.8	2.6	4.2	47.6	34.8	69.7																		
3	Chris Walton <i>Forward, 6-8, 234, Sr.-3L</i> <i>San Diego, Calif. (Univ. of San Diego High)</i>	<table border="1"> <thead> <tr> <th></th> <th>PPG</th> <th>RPG</th> <th>APG</th> <th>FG</th> <th>3FG</th> <th>FT</th> </tr> </thead> <tbody> <tr> <td>04-05</td> <td>7.2</td> <td>3.3</td> <td>1.4</td> <td>52.9</td> <td>33.3</td> <td>57.1</td> </tr> <tr> <td>MWC</td> <td>11.0</td> <td>3.8</td> <td>1.4</td> <td>64.9</td> <td>36.4</td> <td>60.0</td> </tr> </tbody> </table> <p>Career Highs: <u>Points</u>: 23 vs. CSU (1-24-05) <u>Rebounds</u>: 10 - two times <u>Assists</u>: 6 vs. Portland (12-31-03)</p>		PPG	RPG	APG	FG	3FG	FT	04-05	7.2	3.3	1.4	52.9	33.3	57.1	MWC	11.0	3.8	1.4	64.9	36.4	60.0	<p>Air Force game was his 100th game in an Aztec uniform... Posted a career high 23 points on 10-11 shooting from the floor in the victory over CSU on Jan. 24... Scored 12 points, had six rebounds and hit GW shot at BYU Jan. 8... Averaging 11.0 ppg, 3.8 rpg in last five games... Missed nine straight games due to hip flexor and groin strain.</p>
	PPG	RPG	APG	FG	3FG	FT																		
04-05	7.2	3.3	1.4	52.9	33.3	57.1																		
MWC	11.0	3.8	1.4	64.9	36.4	60.0																		
11	Tyler Smith <i>Guard, 6-2, 208, Fr.-HS</i> <i>San Clemente, Calif. (Santa Margarita High)</i>	<table border="1"> <thead> <tr> <th></th> <th>PPG</th> <th>RPG</th> <th>APG</th> <th>FG</th> <th>3FG</th> <th>FT</th> </tr> </thead> <tbody> <tr> <td>04-05</td> <td>1.8</td> <td>1.9</td> <td>1.4</td> <td>31.0</td> <td>44.4</td> <td>33.3</td> </tr> <tr> <td>MWC</td> <td>0.8</td> <td>1.8</td> <td>1.4</td> <td>25.0</td> <td>100.0</td> <td>25.0</td> </tr> </tbody> </table> <p>Career Highs: <u>Points</u>: 8 vs. CSUF (12-21-04) <u>Rebounds</u>: 8 vs. CSUF (12-21-04) <u>Assists</u>: 6 at BYU (1-8-05)</p>		PPG	RPG	APG	FG	3FG	FT	04-05	1.8	1.9	1.4	31.0	44.4	33.3	MWC	0.8	1.8	1.4	25.0	100.0	25.0	<p>One of two true freshmen to play this season... His 255 minutes played are the eighth-highest total on the team... Played in 17-of-18 games this season... Career highs with eight points, eight rebounds and 38 minutes against CSUF (Dec. 21)... Second on team in hockey +/- (SDSU is +36 when he is on court; -3 when he is not on court) prior to AFA... Made 5 of last 10 3FGs.</p>
	PPG	RPG	APG	FG	3FG	FT																		
04-05	1.8	1.9	1.4	31.0	44.4	33.3																		
MWC	0.8	1.8	1.4	25.0	100.0	25.0																		
15	John Sharper <i>Guard, 6-0, 195, Jr.-2L</i> <i>Oakland, Calif. (St. Mary's High)</i>	<table border="1"> <thead> <tr> <th></th> <th>PPG</th> <th>RPG</th> <th>APG</th> <th>FG</th> <th>3FG</th> <th>FT</th> </tr> </thead> <tbody> <tr> <td>04-05</td> <td>6.5</td> <td>1.4</td> <td>1.5</td> <td>37.3</td> <td>36.4</td> <td>92.9</td> </tr> <tr> <td>MWC</td> <td>6.0</td> <td>1.4</td> <td>2.0</td> <td>27.6</td> <td>28.0</td> <td>87.5</td> </tr> </tbody> </table> <p>Career Highs: <u>Points</u>: 15 at UCSB (12-4-04) <u>Rebounds</u>: 5 vs. UCSD (12-2-02) <u>Assists</u>: 4 - two times</p>		PPG	RPG	APG	FG	3FG	FT	04-05	6.5	1.4	1.5	37.3	36.4	92.9	MWC	6.0	1.4	2.0	27.6	28.0	87.5	<p>Once a walk-on, Sharper has progressed into a regular in the rotation... A career 39.1 percent three-point field goal shooter (4th highest in school history)... Made multiple treys in first five games this season... Eight games with 2 or more 3's this season... Aztecs are 13-7 when he makes two or more 3's in a game... Five turnovers in last 244 minutes... Made 19 of last 20 free throw attempts.</p>
	PPG	RPG	APG	FG	3FG	FT																		
04-05	6.5	1.4	1.5	37.3	36.4	92.9																		
MWC	6.0	1.4	2.0	27.6	28.0	87.5																		
20	Trimaine Davis <i>Forward, 6-8, 233, Jr.-2L</i> <i>West Pittsburg, Calif. (Pittsburg High)</i>	<table border="1"> <thead> <tr> <th></th> <th>PPG</th> <th>RPG</th> <th>APG</th> <th>FG</th> <th>3FG</th> <th>FT</th> </tr> </thead> <tbody> <tr> <td>04-05</td> <td>3.7</td> <td>1.6</td> <td>0.1</td> <td>52.9</td> <td>0.0</td> <td>46.2</td> </tr> <tr> <td>MWC</td> <td>3.2</td> <td>1.4</td> <td>0.0</td> <td>42.9</td> <td>0.0</td> <td>50.0</td> </tr> </tbody> </table> <p>Career Highs: <u>Points</u>: 10 at LMU (12-18-04) <u>Rebounds</u>: 4 - three times <u>Assists</u>: 1 - five times</p>		PPG	RPG	APG	FG	3FG	FT	04-05	3.7	1.6	0.1	52.9	0.0	46.2	MWC	3.2	1.4	0.0	42.9	0.0	50.0	<p>Connected on 27-of-51 shots from the floor this season... Has a career 54.0 field goal percentage... Averaging 10.9 minutes per game this season... Played in 59 career games... Started his first career game on Dec. 18 at LMU and responded with a career high 10 points... Has 25 points and 11 rebounds in last seven games (65 mins)... Avg. 13.4 points and 5.9 rebounds per 40 minutes.</p>
	PPG	RPG	APG	FG	3FG	FT																		
04-05	3.7	1.6	0.1	52.9	0.0	46.2																		
MWC	3.2	1.4	0.0	42.9	0.0	50.0																		
21	Matt Thomas <i>Guard, 6-3, 191, Fr.-HS</i> <i>Riverside, Calif. (Martin Luther King High)</i>	<table border="1"> <thead> <tr> <th></th> <th>PPG</th> <th>RPG</th> <th>APG</th> <th>FG</th> <th>3FG</th> <th>FT</th> </tr> </thead> <tbody> <tr> <td>04-05</td> <td>4.4</td> <td>2.2</td> <td>1.4</td> <td>30.8</td> <td>15.4</td> <td>71.4</td> </tr> <tr> <td>MWC</td> <td>1.8</td> <td>1.0</td> <td>1.0</td> <td>18.2</td> <td>0.0</td> <td>83.3</td> </tr> </tbody> </table> <p>Career Highs: <u>Points</u>: 14 at Washington (12-7-04) <u>Rebounds</u>: 7 vs. SMC (12-14-04) <u>Assists</u>: 6 vs. Monmouth (11-22-04)</p>		PPG	RPG	APG	FG	3FG	FT	04-05	4.4	2.2	1.4	30.8	15.4	71.4	MWC	1.8	1.0	1.0	18.2	0.0	83.3	<p>No turnovers in last 50 minutes... Started three games and played in all 18 games this season... Has two double-digit scoring games... Made 27 of last 33 FTA... 14 steals in last 13 games... Averages 17.6 minutes per game... Scored in 16-of-18 games this season... One of two true freshmen, along with Tyler Smith, to see action for the Aztecs this season.</p>
	PPG	RPG	APG	FG	3FG	FT																		
04-05	4.4	2.2	1.4	30.8	15.4	71.4																		
MWC	1.8	1.0	1.0	18.2	0.0	83.3																		
31	Jared Ines <i>Forward, 6-7, 234, Sr.-SO</i> <i>Modesto, Calif. (Ceres High/Ohlone College)</i>	<table border="1"> <thead> <tr> <th></th> <th>PPG</th> <th>RPG</th> <th>APG</th> <th>FG</th> <th>3FG</th> <th>FT</th> </tr> </thead> <tbody> <tr> <td>04-05</td> <td>1.6</td> <td>0.0</td> <td>0.0</td> <td>100.0</td> <td>0.0</td> <td>33.3</td> </tr> <tr> <td>MWC</td> <td></td> <td></td> <td></td> <td></td> <td></td> <td></td> </tr> </tbody> </table> <p>Career Highs: <u>Points</u>: 6 vs. San Diego (11-27-04) <u>Rebounds</u>: <u>Assists</u>:</p>		PPG	RPG	APG	FG	3FG	FT	04-05	1.6	0.0	0.0	100.0	0.0	33.3	MWC							<p>Played in five career games - all this season... Last action came on Dec. 7 at Washington... Scored six points in four minutes vs. UC San Diego (12-1-04)... Nickname is "Mysterious".</p>
	PPG	RPG	APG	FG	3FG	FT																		
04-05	1.6	0.0	0.0	100.0	0.0	33.3																		
MWC																								
33	Chris Manker <i>Center, 7-0, 225, Sr.-2L</i> <i>W. Des Moines, Iowa. (Laguna Beach High/Oregon State Univ.)</i>	<table border="1"> <thead> <tr> <th></th> <th>PPG</th> <th>RPG</th> <th>APG</th> <th>FG</th> <th>3FG</th> <th>FT</th> </tr> </thead> <tbody> <tr> <td>04-05</td> <td>8.7</td> <td>3.3</td> <td>1.3</td> <td>46.8</td> <td>34.0</td> <td>75.9</td> </tr> <tr> <td>MWC</td> <td>7.8</td> <td>3.4</td> <td>1.0</td> <td>58.3</td> <td>50.0</td> <td>75.0</td> </tr> </tbody> </table> <p>Career Highs: <u>Points</u>: 23 vs. UCSD (11-27-04) <u>Rebounds</u>: 9 vs. UCSD (12-6-03) <u>Assists</u>: 3 - three times</p>		PPG	RPG	APG	FG	3FG	FT	04-05	8.7	3.3	1.3	46.8	34.0	75.9	MWC	7.8	3.4	1.0	58.3	50.0	75.0	<p>Aztecs' tallest player at 7-0... Made 17 two-point field goals all of last season, and already has 40 two-point field goals this year... Shooting 56.3 percent inside the arc... Entering AFA game, SDSU has outscored opponents by 83 points when he is on the floor and has been outscored by 50 points when he is not in the game... Has 60 career treys... 46 pts. and 24 reb. in last six games.</p>
	PPG	RPG	APG	FG	3FG	FT																		
04-05	8.7	3.3	1.3	46.8	34.0	75.9																		
MWC	7.8	3.4	1.0	58.3	50.0	75.0																		
42	Marcus Slaughter <i>Forward, 6-8, 223, So.-1L</i> <i>Riverside, Calif. (J.W. North High)</i>	<table border="1"> <thead> <tr> <th></th> <th>PPG</th> <th>RPG</th> <th>APG</th> <th>FG</th> <th>3FG</th> <th>FT</th> </tr> </thead> <tbody> <tr> <td>04-05</td> <td>17.9</td> <td>9.0</td> <td>1.3</td> <td>46.2</td> <td>25.0</td> <td>66.4</td> </tr> <tr> <td>MWC</td> <td>16.4</td> <td>9.4</td> <td>2.0</td> <td>41.3</td> <td>10.0</td> <td>63.3</td> </tr> </tbody> </table> <p>Career Highs: <u>Points</u>: 28 vs. UCSB (11-19-04) <u>Rebounds</u>: 15 - two times <u>Assists</u>: 4 at St. Mary's (1-7-04)</p>		PPG	RPG	APG	FG	3FG	FT	04-05	17.9	9.0	1.3	46.2	25.0	66.4	MWC	16.4	9.4	2.0	41.3	10.0	63.3	<p>Started 35 consecutive games, the longest active streak on the team... 47th in the nation in rebounding... 4th leading scorer in the MWC and 2nd in league in rebounding... Scored in double figures in 18 straight games for the first time in his career after failing to score 10+ points in three straight prior to this streak... Has seven double-doubles this season and nine in his career.</p>
	PPG	RPG	APG	FG	3FG	FT																		
04-05	17.9	9.0	1.3	46.2	25.0	66.4																		
MWC	16.4	9.4	2.0	41.3	10.0	63.3																		
50	Mohamed Camara <i>Center, 6-10, 265, Jr.-TR</i> <i>Conakry, Guinea (Moore (Ky.) High/Riverside College)</i>	<table border="1"> <thead> <tr> <th></th> <th>PPG</th> <th>RPG</th> <th>APG</th> <th>FG</th> <th>3FG</th> <th>FT</th> </tr> </thead> <tbody> <tr> <td>04-05</td> <td>2.6</td> <td>4.6</td> <td>0.6</td> <td>39.2</td> <td>0.0</td> <td>38.9</td> </tr> <tr> <td>MWC</td> <td>1.2</td> <td>3.4</td> <td>0.6</td> <td>37.5</td> <td>0.0</td> <td>0.0</td> </tr> </tbody> </table> <p>Career Highs: <u>Points</u>: 7 - two times <u>Rebounds</u>: 13 vs. Providence (12-31-04) <u>Assists</u>: 3 vs. CSU (1-24-05)</p>		PPG	RPG	APG	FG	3FG	FT	04-05	2.6	4.6	0.6	39.2	0.0	38.9	MWC	1.2	3.4	0.6	37.5	0.0	0.0	<p>Continues to get more comfortable with the offense... A wide body center with good strength... Has 47 points and 82 rebounds this season... Averages 9.8 rebounds per 40 minutes of action... Speaks six languages and grew up playing soccer in Guinea... Played 20 or more minutes eight times including six of the last 13 games.</p>
	PPG	RPG	APG	FG	3FG	FT																		
04-05	2.6	4.6	0.6	39.2	0.0	38.9																		
MWC	1.2	3.4	0.6	37.5	0.0	0.0																		
Coach Steve Fisher		<ul style="list-style-type: none"> - 14th full season overall: 263-170 - 6th season at SDSU: 79-88 - 1989 NCAA Championship - Appeared in national championship game three times ('89, '92, '93) - 8 NCAA Tournament Appearances 	<ul style="list-style-type: none"> - 4th in Active NCAA Tournament winning percentage (behind only Krzyzewski, Pittino and Izzo) - One of 10 active coaches to win an NCAA national championship (Boeheim, Calhoun, Fisher, Izzo, Knight, Krzyzewski, Olson, Pitino, T. Smith, G. Williams) 																					
San Diego State <i>9-9 Overall; 3-2 Mountain West Conference (3rd)</i> <i>Won four of last six games; 2-1 MWC road record</i>		<ul style="list-style-type: none"> - The 3-2 conference start is the best since the 1996-97 season when SDSU was in the WAC - This is the latest SDSU has owned an above .500 conference record since joining the MWC - The last time SDSU had a winning record this late in a league season was when the Aztecs were 3-2 during the 1997 WAC season - In the last 20 San Diego State games, the team with a higher field goal percentage has won the game - The Aztecs have recorded road wins at BYU and UNLV in the same season for the first time in school history 																						

SDSU Broadcast Roster



0
TOMMY JOHNSON

Guard
6-3, 186, Senior-3L
Los Angeles, Calif.
Crenshaw High

PPG: 1.3 RPG: 0.9 APG: 0.5
FG%: 56.3 3FG: 25.0 FT%: 25.0



1
BRANDON HEATH

Guard
6-3, 183, Sophomore-1L
Los Angeles, Calif.
Westchester High

PPG: 18.6 RPG: 3.6 APG: 4.1
FG%: 43.3 3FG: 34.4 FT%: 80.2



3
CHRIS WALTON

Forward
6-10, 230, Junior-2L
San Diego, Calif.
Univ. of San Diego High


PPG: 7.2 RPG: 3.3 APG: 1.4
FG%: 52.9 3FG: 33.3 FT%: 57.1



11
TYLER SMITH

Guard
6-2, 208, Freshman-HS
San Clemente, Calif.
Santa Margarita Catholic
High


PPG: 1.8 RPG: 1.9 APG: 1.4
FG%: 31.0 3FG: 44.4 FT%: 33.3



15
JOHN SHARPER

Guard
6-0, 195, Junior-2L
Oakland, Calif.
St. Mary's High

PPG: 6.5 RPG: 1.4 APG: 1.5
FG%: 37.3 3FG: 36.4 FT%: 92.9



20
TRIMAIME DAVIS

Forward
6-8, 233, Junior-2L
West Pittsburg, Calif.
Pittsburg High


PPG: 3.7 RPG: 1.6 APG: 0.1
FG%: 52.9 3FG: 0.0 FT%: 46.2



21
MATT THOMAS

Guard
6-3, 191, Freshman-HS
Riverside, Calif.
Martin Luther King High

PPG: 4.4 RPG: 2.2 APG: 1.4
FG%: 30.8 3FG: 15.4 FT%: 71.4



31
JARED INES

Forward
6-7, 234, Senior-Squad
Modesto, Calif.
Ceres High/
Ohlone College


PPG: 1.6 RPG: 0.0 APG: 0.0
FG%: 100.0 3FG: 0.0 FT%: 33.3



33
CHRIS MANKER

Center
7-0, 225, Junior-1L
West Des Moines, Iowa
Laguna Beach (Calif.) High/
Oregon State Univ.


PPG: 8.7 RPG: 3.3 APG: 1.3
FG%: 46.8 3FG: 34.0 FT%: 75.9



42
MARCUS SLAUGHTER

Forward
6-8, 223, Sophomore-1L
Riverside, Calif.
J.W. North High

PPG: 17.9 RPG: 9.0 APG: 1.3
FG%: 46.2 3FG: 25.0 FT%: 66.4



50
MOHAMED CAMARA

Center
6-10, 265, Junior-TR
Conakry, Guinea
Moore (Ky.) High/
Riverside College

PPG: 2.6 RPG: 4.6 APG: 0.6
FG%: 39.2 3FG: 0.0 FT%: 38.9



Head Coach
STEVE FISHER

- 14th full season as head coach • 263-170
- 6th year at San Diego State • 79-88
- 1989 NCAA champion
- 3 NCAA Championship game appearances
- 8 NCAA Tournament appearances
- Among active coaches he ranks: 4th in NCAA Tournament winning percentage (20-7, 71.4 percent), 5th in NBA Draft Picks (14) and 6th in NCAA Final Four Appearances (3)

San Diego State Coaches and Staff

- Brian Dutcher, assistant head coach
- Gregg Gottlieb, assistant coach
- Mark Hughes, assistant coach
- Mark Fisher, director of basketball operations
- Matt Soria, director of player development
- Mark Haines, athletic trainer

SAN DIEGO STATE ROSTER

2004-05 Alphabetical Roster

No.	Name	Pos.	Ht.	Wt.	Yr.	Exp.	Most Recent Div. I Season			Hometown (High School/Previous School)
							PPG	RPG	APG	
50	Mohamed Camara	C	6-10	265	Jr.	JC	---	---	---	Conakry, Guinea (Moore (Ky.) High/Riverside (Calif.) College)
20	Trimaine Davis	F	6-8	233	Jr.	2L	1.5	1.0	0.1	West Pittsburg, Calif. (Pittsburg High)
1	Brandon Heath	G	6-3	183	So.	1L	13.8	2.7	1.8	Los Angeles, Calif. (Westchester High)
31	Jared Ines *	F	6-7	234	Sr.	SQ	0.0	0.0	0.0	Modesto, Calif. (Ceres High/Ohlone College)
0	Tommy Johnson	G	6-3	186	Sr.	3L	4.0	1.9	1.0	Los Angeles, Calif. (Crenshaw High)
30	Chris Lamb	F	6-9	205	Fr.	HS	---	---	---	Louisville, Colo. (Monarch High)
33	Chris Manker	C	7-0	225	Sr.	2L	3.4	2.3	0.3	West Des Moines, Iowa (Laguna Beach (Calif.) High/Oregon State Univ.)
24	Tim McGrath	F	6-5	182	Fr.	HS	---	---	---	Santa Monica, Calif. (Santa Monica High)
15	John Sharper	G	6-0	195	Jr.	2L	4.1	0.9	0.9	Oakland, Calif. (St. Mary's High)
42	Marcus Slaughter	F	6-8	223	So.	1L	7.9	6.8	0.7	Riverside, Calif. (J.W. North High)
11	Tyler Smith *	G	6-2	208	Fr.	HS	---	---	---	San Clemente, Calif. (Santa Margarita Catholic High)
21	Matt Thomas	G	6-3	191	Fr.	HS	---	---	---	Riverside, Calif. (Martin Luther King High)
3	Chris Walton	F	6-8	234	Sr.	3L	8.7	4.9	2.3	San Diego, Calif. (Univ. of San Diego High)

2004-05 Numerical Roster

No.	Name	Pos.	Ht.	Wt.	Yr.	Exp.	Most Recent Div. I Season			Hometown (High School/Previous School)
							PPG	RPG	APG	
0	Tommy Johnson	G	6-3	186	Sr.	3L	4.0	1.9	1.0	Los Angeles, Calif. (Crenshaw High)
1	Brandon Heath	G	6-3	183	So.	1L	13.8	2.7	1.8	Los Angeles, Calif. (Westchester High)
3	Chris Walton	F	6-8	234	Sr.	3L	8.7	4.9	2.3	San Diego, Calif. (Univ. of San Diego High)
11	Tyler Smith *	G	6-2	208	Fr.	HS	---	---	---	San Clemente, Calif. (Santa Margarita Catholic High)
15	John Sharper	G	6-0	195	Jr.	2L	4.1	0.9	0.9	Oakland, Calif. (St. Mary's High)
20	Trimaine Davis	F	6-8	233	Jr.	2L	1.5	1.0	0.1	West Pittsburg, Calif. (Pittsburg High)
21	Matt Thomas	G	6-3	191	Fr.	HS	---	---	---	Riverside, Calif. (Martin Luther King High)
24	Tim McGrath	F	6-5	182	Fr.	HS	---	---	---	Santa Monica, Calif. (Santa Monica High)
30	Chris Lamb	F	6-9	205	Fr.	HS	---	---	---	Louisville, Colo. (Monarch High)
31	Jared Ines *	F	6-7	234	Sr.	SQ	0.0	0.0	0.0	Modesto, Calif. (Ceres High/Ohlone College)
33	Chris Manker	C	7-0	225	Sr.	2L	3.4	2.3	0.3	West Des Moines, Iowa (Laguna Beach (Calif.) High/Oregon State Univ.)
42	Marcus Slaughter	F	6-8	223	So.	1L	7.9	6.8	0.7	Riverside, Calif. (J.W. North High)
50	Mohamed Camara	C	6-10	265	Jr.	JC	---	---	---	Conakry, Guinea (Moore (Ky.) High/Riverside (Calif.) College)

Head Coach:	Steve Fisher (Illinois State, 1967)
Assistant Head Coach:	Brian Dutcher (Minnesota, 1982)
Assistant Coaches:	Gregg Gottlieb (UCLA, 1995), Mark Hughes (Michigan, 1989)
Student Assistant Coach:	Travis Hanour
Director of Operations:	Mark Fisher (Michigan, 2001)
Dir. of Player Development:	Matt Soria (San Diego State, 2001)
Athletic Trainer:	Mark Haines (Metropolitan State College, 1987)

Year refers to basketball eligibility for the 2004-05 season. * - Indicates walk-on.

Steve Fisher

14th-Full Season • 6th Season at SDSU • Illinois State, 1967



Record Breakdown

	Career
Home	150-54
Away	64-96
Neutral	49-20

By Month

November	26-14
December	80-32
January	59-50
February	49-43
March	45-29
April	4-2

Games Decided By/In

1-Point Games	13-7
2 Points	15-10
3 Points or Less	69-47
Overtime	19-15

One of the nation's most distinguished coaches, Steve Fisher has guided San Diego State's transformation from a college basketball afterthought to one of the most visible programs in the country.

In five short seasons, Steve Fisher has changed the outlook, fortunes and expectations of San Diego State basketball. The Aztecs have been transformed from the ugly duckling that muddled through the first-ever Mountain West Conference campaign with an 0-14 record into a program that has produced three .500 or better campaigns in the last four seasons, advanced to postseason play twice in the last three years, claimed a conference championship and the first Division I postseason victory in school history.

It is a school that now regularly goes toe-to-toe with the west's best basketball programs on the court and in the recruiting wars. It may be the new program on the block but seniority rarely matters in the changing world of college athletics.

When Fisher arrived on the scene, he found a basketball program that wasn't good enough to be called average. The Aztecs had suffered through 13 losing seasons in 14 years. Members of the school's last NCAA team were in the early stages of middle age. The expectations were in place all right. The Aztecs were expected and expecting to lose. The year before his arrival San Diego State won just four games.

The hiring only dates back to March of 1999, so referring to the "Steve Fisher Era" at San Diego State might be considered a bit premature. But with the Aztec banner now flying over the Mountain West Conference, there is little doubt that San Diego State basketball has reached a new level.

On March 26, 1999, San Diego State announced its arrival on the basketball scene in the form of a news conference to introduce its new coach, Steve Fisher. Fresh from a stint with the Sacramento Kings and with three appearances in the Final Four and a national championship in his pocket, he rolled up his sleeves and went to work. And work was needed. It looked to be a daunting challenge and yet the man with one of the highest winning percentages in NCAA Tournament history had no reservations.

No head-coaching career, at any level, started quicker than that of Steve Fisher. Six games into his head-coaching career he was undefeated and sporting a national championship ring. And the success

didn't stop with the national title.

Fisher's eight-plus seasons at the University of Michigan produced a 184-82 (.692) record, nine postseason tournament berths and three trips to the NCAA championship game, including the magical run to the 1989 national title.

Under Fisher, the Wolverines also claimed an NIT championship, won at least 20 games four times and finished among the top three in the powerful Big Ten Conference five times. In 1995, Michigan set a league record by holding opponents to just 39.4 percent shooting from the floor.

Fisher and Company raised the bar even higher in the postseason. His seven NCAA Tournament teams at Michigan combined for a 20-6 record, ranking him fourth among active coaches and ninth in NCAA history with a winning percentage of .769 in the national bracket. Only 13 coaches have taken more teams to the Final Four, including just five that are still active. He is one of three coaches to take three squads to the Final Four in the first five years of a head-coaching career, and one of just six coaches to lead a team to the championship of the NIT as well as the NCAA.

His accomplishments may be even greater at San Diego State. In 2001-02 he led the Aztecs to the postseason for the first time since 1985 and for just the fourth time ever. The 21 wins were second most for the school as a Division I program and the most since 1985. The fact that those numbers came after just three seasons signifies what is one of the great recent turnarounds in college basketball.

He followed that up with a third consecutive season with a .500 or better record in 2002-03 and led San Diego State back to the postseason for the second consecutive season for only the second time in the school's Division I history. In addition, SDSU claimed its first Division I postseason victory with a win in the NIT.

The Aztecs survived the loss of four starters and arguably the most difficult schedule in school history to post a 14-16 record in 2003-04. Highlights during the campaign included a third-place finish at the EA Sports Maui Invitational and home victories over Brigham Young and Utah.

The future looks even brighter. The Aztecs return three starters to go along with another nationally-ranked recruiting class have SDSU fans looking forward to the 2004-05 campaign.

► Steve Fisher Year-By-Year

Year	School	W	L	Pct.	Conference			Postseason/Honors
					W	L	Pct.	
1989	Michigan	6	0	1.000	-	-	-	NCAA Champions
1989-90	Michigan	23	8	.742	12	6	.667	NCAA Second Round
1990-91	Michigan	14	15	.483	7	11	.389	NIT First Round
1991-92	Michigan	25	9	.735	11	7	.611	NCAA Runner-Up, <i>Basketball Times</i> Coach of the Year
1992-93	Michigan	31	5	.861	15	3	.833	NCAA Runner-Up
1993-94	Michigan	24	8	.750	13	5	.722	NCAA Regional Finalist
1994-95	Michigan	17	14	.548	11	7	.611	NCAA First Round
1995-96	Michigan	20	12	.625	10	8	.556	NCAA First Round
1996-97	Michigan	24	11	.686	9	9	.500	NIT Champions
Eight Full Seasons at UM		184	82	.692	88	56	.611	7 NCAA Tournaments, 9 Postseason Appearances
Year	School	W	L	Pct.	W	L	Pct.	Postseason/Honors
1999-00	San Diego State	5	23	.179	0	14	.000	
2000-01	San Diego State	14	14	.500	4	10	.286	8th-most improved team in the country (Sagarin Ratings)
2001-02	San Diego State	21	12	.636	7	7	.500	NCAA First Round; Aztecs' first NCAA trip since 1985
2002-03	San Diego State	16	14	.552	6	8	.429	NIT Second Round; Aztecs reach postseason in consecutive yrs
2003-04	San Diego State	14	16	.483	5	9	.357	Two players that earned all-league honors return in 04-05
2004-05	San Diego State	9	9	.500	3	2	.600	
Six Seasons at SDSU		79	88	.473	25	50	.333	Consecutive Postseason Appearances
14th-Full Season Career		263	170	.607	112	105	.516	8 NCAA Tournaments, 11 Postseason Appearances

Season/Career Highs

Points
 Season 7 vs. CSUF, 12-21-04
 Career 18 vs. Troy State, 11-30-03

Rebounds
 Season 6 vs. CSUF, 12-21-04
 Career 7 vs. IPFW, 12-30-02

Assists
 Season 3 vs. CSUF, 12-21-04
 Career 5 at Cal Poly, 11-30-02

Field Goals
 Season 3 vs. CSUF, 12-21-04
 Career 7 vs. Troy State, 11-30-03

Field Goals Attempted
 Season 4 vs. CSUF, 12-21-04
 Career 12 vs. Dayton, 11-25-03

Three-Point Field Goals
 Season
 Career 3 at UNLV, 3-13-03

Three-Point FG Attempted
 Season 1 - Three times
 Career 6 vs. Dayton, 11-25-03
 6 vs. UCSD, 12-2-02
 6 at Portland, 11-27-02

Free Throws
 Season 1 vs. CSUF, 12-21-04
 Career 3 - seven times

Free Throws Attempted
 Season 2 vs. CSUF, 12-21-04
 2 vs. Saint Mary's, 12-14-04
 Career 5 vs. Dayton, 11-25-03


Steals
 Season 2 at Washington, 12-7-04
 Career 4 vs. Troy State, 11-30-03

Blocked Shots
 Season 1 at Washington, 12-7-04
 1 vs. Monmouth, 11-22-04
 Career 2 vs. UCSB, 3-19-03
 2 at Texas Tech, 12-13-03

Minutes Played
 Season 24 vs. CSUF, 12-21-04
 Career 33 vs. Troy State, 11-30-03

0 • Tommy Johnson

Guard • 6-3 • 186 • Senior • Los Angeles, Calif. (Crenshaw High)



Played in 15 of 18 games this season... Played in the first 12 games of the season and had a string of 35 consecutive games played broken when he did not see action against South Dakota State (1-5-05)... Previous did not play came against UC San Diego on Dec. 6, 2003... Started two games this season (vs. Cal State Fullerton (12-21-04) and at Iowa State (12-28-04)) and has 20 career starts... Earned his first start of this season against Cal State Fullerton (12-21-04) and responded with a season-high in points (seven), rebounds (six) and assists (three) in 24 minutes of action... Against 16th-ranked Washington (12-7-04), he recorded two steals, a block and an assist, marking the first time he has posted a number in all three categories since Dec. 20, 2003, against Eastern Washington (three points, one rebound, two assists, two steals and one blocked shot)... Played 10 or more minutes in a game six times this season... 92 career games are the second most among active players, trailing only Chris Walton (100)... Has seven career double-figure scoring games... Never fouled out in 92 career games.

2004-05 Game-By-Game Statistics

Date	Opponent	S	MP	FG-FGA	3FG-FGA	FT-FTA	REB	PF	A	TO	BK	S	TP
N.19	UC Santa Barbara		15	0-2	0-1	0-0	1	1	2	1	0	0	0
N.22	Monmouth		12	1-1	0-0	0-0	1	0	0	1	1	0	2
N.27	UC San Diego		7	0-0	0-0	0-0	0	1	0	1	0	1	0
D.1	San Diego		4	0-0	0-0	0-0	1	0	0	0	0	0	0
D.4	at UC Santa Barbara		7	0-0	0-0	0-0	0	0	0	0	0	0	0
D.7	at Washington		12	1-3	0-1	0-0	1	1	1	3	1	2	2
D.11	California		1	0-0	0-0	0-0	0	0	0	0	0	0	0
D.14	Saint Mary's		9	0-0	0-0	0-2	0	2	1	1	0	0	0
D.18	at Loyola Marymount		10	0-0	0-0	0-0	1	2	0	2	0	0	0
D.21	Cal State Fullerton	S	24	3-4	0-1	1-2	6	0	3	1	0	0	7
D.28	at Iowa State	S	6	1-2	0-0	0-0	1	1	0	0	0	0	2
D.31	Providence		3	1-1	0-0	0-0	0	1	0	0	0	0	2
J.3	South Dakota State			DNP - Coach's Decision									
J.8	at Brigham Young*		10	0-1	0-0	0-0	1	1	1	0	0	0	0
J.15	at UNLV*			DNP - Coach's Decision									
J.22	Wyoming*		3	0-0	0-0	0-0	1	0	0	2	0	0	0
J.24	Colorado State*			DNP - Coach's Decision									
J.29	at Air Force*		3	2-2	1-1	0-0	0	1	0	0	0	0	5
J.31	at New Mexico*												
F.5	Utah*												
F.7	Brigham Young*												
F.12	UNLV*												
F.19	at Colorado State*												
F.21	at Wyoming*												
F.26	New Mexico*												
F.28	Air Force*												
M.5	at Utah*												
M.10-12	at Mountain West Conference Championships												

► Johnson Career Statistics

Year	G-GS	Min.-Avg.	FG-FGA	Pct.	3P-3PA	Pct.	FT-FTA	Pct.	OR	DR	Reb	Avg.	PF-D	AT	TO	BS	ST	Pts.	Avg.
01-02	20-0	120-6.0	12-33	.364	6-18	.333	1-4	.250	5	13	18	0.9	21-0	7	4	4	4	31	1.5
02-03	28-7	474-16.9	56-141	.397	23-66	.348	21-29	.724	19	53	72	2.6	52-0	49	45	3	20	156	5.6
03-04	29-11	510-17.6	41-113	.363	10-38	.263	23-33	.697	14	41	55	1.9	57-0	29	26	6	22	115	4.0
04-05	15-2	126-8.4	9-16	.563	1-4	.250	1-4	.250	5	9	14	0.9	10-0	8	12	2	3	20	1.3
Totals	92-20	1,230-13.4	118-303	.389	40-126	.317	46-70	.657	43	116	159	1.7	140-0	93	87	15	49	322	3.5

Season/Career Highs

Points
 Season 37 at UNLV, 1-15-05
 Career 37 at UNLV, 1-15-05

Rebounds
 Season 9 vs. Monmouth, 11-22-04
 Career 9 vs. Monmouth, 11-22-04

Assists
 Season 9 vs. UCSB, 11-27-04
 Career 9 vs. UCSB, 11-27-04

Field Goals
 Season 12 vs. Wyoming, 1-22-05
 12 at UNLV, 1-15-05
 Career 12 vs. Wyoming, 1-22-05
 12 at UNLV, 1-15-05

Field Goals Attempted
 Season 22 vs UCSB, 11-19-04
 Career 22 vs UCSB, 11-19-04

Three-Point Field Goals
 Season 4 vs. Wyoming, 1-22-05
 4 at UCSB, 12-4-04
 Career 5 vs. Ohio State, 11-24-03

Three-Point Field Goals Attempted
 Season 10 vs. UCSB, 11-19-04
 Career 10 - four Times

Free Throws
 Season 12 at UNLV, 1-15-05
 Career 12 at UNLV, 1-15-05

Free Throws Attempted
 Season 12 at UNLV, 1-15-05
 Career 12 at UNLV, 1-15-05
 12 vs. Ohio St., 11-24-03


Steals
 Season 5 vs. UCSB, 11-27-04
 Career 5 vs. UCSB, 11-27-04

Blocked Shots
 Season 1 vs. CSU, 1-24-05
 1 vs. UCSB, 11-19-04
 Career 1 vs. CSU, 1-24-05
 1 vs. UCSB, 11-19-04

Minutes Played
 Season 42 vs. Wyoming, 1-22-05
 Career 43 at CSU, 1-24-04

1 • Brandon Heath

Guard • 6-3 • 183 • Sophomore • Los Angeles, Calif. (Westchester High)



National Rankings (as of 1/24): 45th in scoring

MWC Rankings (as of 1/27): 2nd in steals, 3rd in scoring, 3rd in assists, 4th in minutes played, 4th in free throw percentage, 6th in three-point field goals, 6th in assist/turnover ratio



Player of the Week
 Nov. 29 - Dec. 5
 Jan. 10 - Jan. 16

Enjoying a tremendous sophomore campaign... Ranks among the Mountain West Conference leaders in seven categories and is ranked among the top eight in seven categories... Earned his second MWC Player of the Week honors this season for his 37 point, 5 assist effort in the Jan. 15th road win at UNLV... Scored in double figures in 15 consecutive games and 17 times in 18 games this season... Has two or more treys in nine of 18

games this season...Has 15 steals in the last six games... Already beginning to show up on the SDSU career charts: 8th in three-point field goals, 8th in three-point field goals attempted... Already has 748 career points and a scoring average of 15.6 which ranks 9th all-time in school history... Already posted career highs this season in points (37), field goals made (12), free throws (12-12), rebounds (nine), assists (nine), field goals attempted (22), steals (five) and blocked shots (one)... Made 69-of-86 free throws this season, has had streaks of 13, 11 and 10 consecutive makes this season... Scored in double figures in 18 straight games against Division I opponents... Led the team in assists 11 times this season (13 in his career), nine times in scoring (18 times in his career) and twice in rebounding (twice in his career)... Has 16 career 20+ scoring games, including seven this season...Set new career bests with 37 points on 12-of-18 shooting and 12-of-12 from the free throw line in the Jan. 15th win at UNLV...Had an equally impressive outing at home against Wyoming with 29 points, 3 assists and 3 steals...Posted a complete night against Colorado State with 15 points, five rebounds, seven assists, a block and two steals on Jan. 24, 2005.

Trends: San Diego State is 3-1 this season and 8-2 in his career when Heath shoots 50 percent or better from the field... The Aztecs are 5-1 this season and 11-3 in his career when he posts an efficiency rating of +16 or better... SDSU is 6-3 this season when he has more assists than turnovers... Aztecs are 7-0 this season when he posts five assists or more in a game

2004-05 Game-By-Game Statistics

Date	Opponent	S	MP	FG-FGA	3FG-FGA	FT-FTA	REB	PF	A	TO	BK	S	TP
N.19	UC Santa Barbara	S	41	7-22	3-10	0-0	4	2	3	4	1	2	17
N.22	Monmouth	S	32	3-13	2-5	8-8	9	2	2	6	0	3	16
N.27	UC San Diego	S	26	2-6	1-5	0-0	1	1	9	3	0	5	5
D.1	San Diego	S	34	8-15	3-5	7-8	3	2	5	4	0	1	26
D.4	at UC Santa Barbara	S	28	8-10	4-6	0-0	2	1	7	2	0	2	20
D.7	at Washington	S	27	7-16	1-2	3-4	4	4	1	5	0	1	18
D.11	California	S	32	4-9	2-5	4-4	3	0	2	5	0	2	14
D.14	Saint Mary's	S	38	5-13	1-3	9-10	1	5	1	3	0	4	20
D.18	at Loyola Marymount	S	29	3-14	1-6	5-7	6	4	4	2	0	0	12
D.21	Cal State Fullerton	S	32	6-15	1-5	4-6	4	2	6	4	0	2	17
D.28	at Iowa State	S	39	9-19	2-8	0-0	3	1	2	3	1	1	20
D.31	Providence	S	38	9-20	2-4	6-6	7	0	3	2	0	1	26
J.3	South Dakota State	S	31	7-16	1-6	0-0	4	1	7	3	0	4	15
J.8	at Brigham Young*	S	32	5-16	0-3	1-3	2	0	2	5	0	2	11
J.15	at UNLV*	S	39	12-18	1-3	12-12	1	2	5	6	0	2	37
J.22	Wyoming*	S	42	12-23	4-8	1-6	1	2	3	5	0	3	29
J.24	Colorado State*	S	36	4-12	1-5	6-7	5	3	7	2	1	2	15
J.29	at Air Force*	S	39	6-13	2-4	3-5	4	1	4	3	0	2	17
J.31	at New Mexico*												
F.5	Utah*												
F.7	Brigham Young*												
F.12	UNLV*												
F.19	at Colorado State*												
F.21	at Wyoming*												
F.26	New Mexico*												
F.28	Air Force*												
M.5	at Utah*												
M.10-12	at Mountain West Conference Championships												

► Heath Career Statistics


Year	G-GS	Min.-Avg.	FG-FGA	Pct.	3P-3PA	Pct.	FT-FTA	Pct.	OR	DR	Reb	Avg.	PF-D	AT	TO	BS	ST	Pts	Avg.
03-04	30-26	897-29.9	144-368	.391	48-160	.300	77-110	.700	23	57	80	2.7	58-0	53	66	0	41	413	13.8
04-05	18-17	615-34.2	117-270	.433	32-93	.344	69-86	.802	12	52	64	3.6	33-1	73	67	3	39	335	18.6
Totals	48-43	1,512-31.5	261-638	.409	80-253	.316	146-196	.745	35	109	144	3.0	91-1	126	133	3	80	748	15.6

Season/Career Highs

Points	Season 23 vs. CSU, 1-24-05 Career 23 vs. CSU, 1-24-05
Rebounds	Season 6 at BYU, 1-8-05 Career 10 vs. UCSD, 12-6-03 10 vs. IPFW, 1-2-02
Assists	Season 3 vs. Providence, 12-31-04 Career 6 vs. Portland, 12-31-03
Field Goals	Season 10 vs. CSU, 1-24-05 Career 10 vs. CSU, 1-24-05
Field Goals Attempted	Season 11 vs. CSU, 1-24-05 Career 13 vs. BYU, 1-12-04 13 vs. Dayton, 11-25-03
Three-Point Field Goals	Season 3 vs. CSU, 1-24-05 Career 3 vs. CSU, 1-24-05 3 at Utah, 2-7-04
Three-Point Field Goals Attempted	Season 6 at Iowa State, 12-28-04 Career 6 at Iowa State, 12-28-04
Free Throws	Season 2 at UNLV, 1-15-05 Career 4 - four times
Free Throws Attempted	Season 3 at UNLV, 1-15-05 Career 8 vs. UCSD, 12-6-03
Steals	Season 2 vs. Wyoming, 1-22-05 Career 3 - six times
Blocked Shots	Season 1 - five times Career 4 vs. New Mexico, 2-28-02
Minutes Played	Season 34 vs. Wyoming, 1-22-05 34 at UNLV, 1-15-05 Career 40 at CSU, 1-24-04

3 • Chris Walton

Forward • 6-8 • 234 • Senior • San Diego, Calif. (Univ. of San Diego High)



Had a career game against Colorado State (1-24-05) with 23 points, four rebounds, two assists and a block on 10-of-11 shooting, including 3-for-3 from behind the arc...Played in eight consecutive games after missing nine straight games with a hip flexor and groin strain... Was questionable for the game at Brigham Young (1-8-05) having missed the four previous practices due to his injury... Had 12 points on 6-of-8 shooting, added six rebounds and won the game as he hit a fadeaway seven-footer at the buzzer to defeat the Cougars... In his first game back he played 23 minutes, scored six points and added four rebounds at Iowa State (12-28-04)... Practiced for the first time since Nov. 20th on Monday, Dec. 20th, and practiced the final three times before breaking for the holidays... When he missed the Nov. 22 game against Monmouth, it snapped Walton's streak of 31 consecutive games played and his team-high 18 consecutive games started... The UC Santa Barbara game (11-19-04) marked just the second time in his last 31 games that he was held scoreless... Ranks among the school's career leaders in games played (14th), minutes played (15th), blocked shots (19th) and assists (26th)... Walton has played in 53 Aztec victories, that is the highest total among active players and the 9th highest all-time since the statistic has been kept beginning with the 1975-76 season... Organized his third annual drive to benefit AIDS patients in the San Diego area in conjunction with the San Diego SLAM (12-11-04).

Trends: San Diego State has won eight straight games and was 5-0 last season when Walton attempted at least four free throws.

2004-05 Game-By-Game Statistics

Date	Opponent	S	MP	FG-FGA	3FG-FGA	FT-FTA	REB	PF	A	TO	BK	S	TP
N.19	UC Santa Barbara	S	29	0-4	0-1	0-0	1	4	1	4	0	0	0
N.22	Monmouth			DNP - Injured									
N.27	UC San Diego			DNP - Injured									
D.1	San Diego			DNP - Injured									
D.4	at UC Santa Barbara			DNP - Injured									
D.7	at Washington			DNP - Injured									
D.11	California			DNP - Injured									
D.14	Saint Mary's			DNP - Injured									
D.18	at Loyola Marymount			DNP - Injured									
D.21	Cal State Fullerton			DNP - Injured									
D.28	at Iowa State		23	2-7	2-6	0-0	4	3	0	2	0	1	6
D.31	Providence	S	33	0-2	0-2	1-2	2	4	3	4	1	1	1
J.3	South Dakota State	S	25	1-1	1-1	0-0	4	4	2	3	1	0	3
J.8	at Brigham Young*		30	6-8	0-2	0-0	6	1	1	1	1	0	12
J.15	at UNLV*		34	4-8	1-3	2-3	4	3	2	2	0	0	11
J.22	Wyoming*	S	34	3-6	0-2	0-0	2	4	2	1	1	2	6
J.24	Colorado State*	S	30	10-11	3-3	0-0	4	2	2	2	1	0	23
J.29	at Air Force*	S	23	1-4	0-1	1-2	3	3	0	6	0	1	3
J.31	at New Mexico*												
F.5	Utah*												
F.7	Brigham Young*												
F.12	UNLV*												
F.19	at Colorado State*												
F.21	at Wyoming*												
F.26	New Mexico*												
F.28	Air Force*												
M.5	at Utah*												
M.10-12	at Mountain West Conference Championships												

Walton Career Statistics

Year	G-GS	Min.-Avg.	FG-FGA	Pct.	3P-3PA	Pct.	FT-FTA	Pct.	OR	DR	Reb	Avg.	PF-D	AT	TO	BS	ST	Pts. Avg.	
00-01	28-0	443-15.8	34-72	.472	1-9	.111	23-33	.697	20	51	71	2.5	54-0	35	47	4	8	92	3.3
01-02	33-3	456-13.8	38-91	.418	0-6	.000	16-27	.593	33	69	102	3.1	69-2	31	22	13	17	92	2.8
03-04	30-29	895-29.8	101-245	.412	23-66	.348	37-58	.638	39	109	148	4.9	91-3	69	66	13	33	262	8.7
04-05	9-6	261-29.0	27-51	.529	7-21	.333	4-7	.571	13	17	30	3.3	28-0	13	25	5	5	65	7.2
Totals	100-38	2,049-20.5	200-459	.436	31-102	.304	80-125	.640	105	246	351	3.5	242-5	148	160	35	63	511	5.1

Season/Career Highs**Points**

Career 8 vs. CSUF, 12-21-04

Rebounds

Career 8 vs. CSUF, 12-21-04

Assists

Career 6 at BYU, 1-8-05

Field Goals

Career 3 vs. CSUF, 12-21-04

Field Goals Attempted

Career 5 vs. CSUF, 12-21-04

Three-Point Field GoalsCareer 2 vs. South Dakota State, 1-3-05
2 vs. CSUF, 12-21-04**Three-Point Field Goals Attempted**

Career 4 vs. CSUF, 12-21-04

Free ThrowsCareer 1 vs. South Dakota State, 1-3-05
1 at LMU, 12-18-04
1 vs. Monmouth, 11-22-04**Free Throws Attempted**

Career 4 vs. South Dakota State, 1-3-05

Steals

Career 2 vs. South Dakota State, 1-3-05

Blocked Shots

Career

Minutes Played

Career 38 vs. CSUF, 12-21-04

11 • Tyler Smith

Guard • 6-2 • 208 • Freshman • San Clemente, Calif. (Santa Margarita Catholic High)



Walk-on true freshman guard has become an important fixture for the Aztecs... Played in 17 of the 18 games this season and his 255 minutes played are the eighth highest total on the team... Started seven of the last nine games and had the second highest hockey +/- rating on the team entering the Air Force game... Tied for fourth on the team in assists with 24... Made five of his last 10 attempts from three-point range... With 24 assists and 16 turnovers, he joins Brandon Heath, John Sharper, Chris Manker and Matt Thomas as the only San Diego State players with more assists than turnovers... Had a team-high six assists and no turnovers in the road win at Brigham Young (1-8-05)... Has logged double-digit minutes 13 times this season... Collected career highs in points (eight), rebounds (eight), field-goals made (three), three-pointers made (two) and minutes (38) in SDSU's Dec. 21st win over Cal State Fullerton... Handed out four assists, picked up two rebounds and hit his first career three-pointer in just 18 minutes of action against UC San Diego (11-27-04)... Scored his first points as an Aztec in the win over Monmouth (11-22-04)... Has at least one assist in 10 of the 17 games he has played in.

Trends: San Diego State is 6-1 when he scores a point... The Aztecs are 4-0 when he has three or more assists... SDSU is 5-1 when he has more assists than turnovers.

2004-05 Game-By-Game Statistics

Date	Opponent	S	MP	FG-FGA	3FG-FGA	FT-FTA	REB	PF	A	TO	BK	S	TP
N.19	UC Santa Barbara		1	0-0	0-0	0-0	0	0	0	0	0	0	0
N.22	Monmouth		17	0-1	0-1	1-2	2	2	1	0	0	0	1
N.27	UC San Diego		18	1-2	1-1	0-0	2	3	4	0	0	0	3
D.1	San Diego		6	0-1	0-1	0-0	2	0	2	2	0	1	0
D.4	at UC Santa Barbara		11	1-2	1-2	0-0	0	2	0	3	0	0	3
D.7	at Washington		20	0-2	0-1	0-0	1	2	1	2	0	1	0
D.11	California		DNP - Coach's Decision										
D.14	Saint Mary's		4	0-1	0-1	0-0	0	1	1	0	0	0	0
D.18	at Loyola Marymount		18	1-2	1-1	1-2	3	1	0	0	0	1	4
D.21	Cal State Fullerton	S	38	3-5	2-4	0-0	8	2	4	3	0	0	8
D.28	at Iowa State	S	13	0-4	0-3	0-0	1	1	1	1	0	0	0
D.31	Providence	S	10	0-0	0-0	0-0	0	0	0	2	0	0	0
J.3	South Dakota State	S	24	2-5	2-2	1-4	4	1	3	1	0	2	7
J.8	at Brigham Young*	S	20	0-0	0-0	0-0	2	1	6	0	0	1	0
J.15	at UNLV*	S	8	0-0	0-0	0-0	0	1	0	1	0	0	0
J.22	Wyoming*		11	0-0	0-0	0-0	3	2	1	1	0	0	0
J.24	Colorado State*		16	1-2	1-1	1-2	1	2	0	0	0	0	4
J.29	at Air Force*	S	20	0-2	0-0	0-2	3	0	0	0	0	0	0
J.31	at New Mexico*												
F.5	Utah*												
F.7	Brigham Young*												
F.12	UNLV*												
F.19	at Colorado State*												
F.21	at Wyoming*												
F.26	New Mexico*												
F.28	Air Force*												
M.5	at Utah*												
M.10-12	at Mountain West Conference Championships												

► Smith Career Statistics

Year	G-GS	Min.-Avg.	FG-FGA	Pct.	3P-3PA	Pct.	FT-FTA	Pct.	OR	DR	Reb	Avg.	PF-D	AT	TO	BS	ST	Pts. Avg.	
04-05	17-7	255-15.0	9-29	.310	8-18	.444	4-12	.333	7	25	32	1.9	21-0	24	16	0	6	30	1.8

Season/Career Highs

Points
 Season 15 at UCSB, 12-4-04
 Career 15 at UCSB, 12-4-04

Rebounds
 Season 3 - Five times
 Career 5 vs. UCSD, 12-2-02

Assists
 Season 4 vs. Wyoming, 1-22-05
 Career 4 vs. Wyoming, 1-22-05
 4 at Arizona, 12-22-03

Field Goals
 Season 6 at UCSB, 12-4-04
 Career 6 at UCSB, 12-4-04

Field Goals Attempted
 Season 9 at Iowa State, 12-28-04
 Career 9 at Iowa State, 12-28-04

Three-Point Field Goals
 Season 3 - Four times
 Career 3 - Five times

Three-Point Field Goals Attempted
 Season 8 vs. Wyoming, 1-22-05
 Career 8 vs. Wyoming, 1-22-05

Free Throws
 Season 4 vs. Wyoming, 1-22-05
 Career 4 vs. Wyoming, 1-22-05

Free Throws Attempted
 Season 4 vs. Wyoming, 1-22-05
 Career 4 vs. Wyoming, 1-22-05
 4 vs. EWU, 12-20-03


Steals
 Season 3 vs. Wyoming, 1-22-05
 3 at Iowa State, 12-28-04
 3 vs. CSUF, 12-21-04
 3 vs. UCSD, 11-27-04
 Career 3 - Five times

Blocked Shots
 Career none

Minutes Played
 Season 40 vs. UCSB, 11-19-04
 Career 40 vs. UCSB, 11-19-04

15 • John Sharper

Guard • 6-0 • 195 • Junior • Oakland, Calif. (St. Mary's High)



MWC Rankings (as of 1/27): 9th in steals, 11th in three-point field goals made, 11th in three-point field goal percentage

Originally a walk-on, he has developed into a staple in the Aztec rotation and one of the top three-point shooters in school history... Started the first nine games of the season and has 18 starts in his career... Played in all 18 games this season and 41 straight games dating back to last season... For his career, has connected on 72-of-184 attempts from behind the arc, for a 38.8 percent success rate... That is fourth all-time trailing Tony Ross (45.8 percent), Al Faux (41.1 percent) and Steve Sir (39.8 percent)... Ranks 10th in school history with 72 career treys despite ranking 12th in school history in attempts (184)... Has 20 career multiple trey games, including eight this season... Made at least two three-point field goals in a personal best five straight games to open the season (broken at Washington (12-7-04))... Had a three-point field goal in eight consecutive games (longest streak of his career), broken at UNLV... Connected on 28-of-77 attempts from three-point range this season (36.4 percent)... Made 11-of-19 (57.9 percent) from bonus distance during a four-game stretch earlier this season (Monmouth, UCSD, San Diego and at UCSB)... The two highest scoring games of his career came in consecutive outings against San Diego (13 points) and at UC Santa Barbara (15 points)... Scored in 19 consecutive games dating back to last season, longest scoring streak of his career (had an 11-game scoring streak during his freshman campaign)... Joins Brandon Heath, and Marcus Slaughter as the only players to score in every game this season... Has 56 turnovers in 1,266 career minutes for an average of one miscue every 22.6 minutes... Has 25 turnovers this season, although nine have come in two games - UC Santa Barbara (11-19-04) and at Washington (12-7-04)... Just three turnovers in his last seven games, covering 195 minutes... Is 13-for-14 from the free-throw line this season.

Trends: San Diego State is 5-3 this season and 12-7 since the beginning of the 2003-04 season when Sharper connects on multiple three-point field goals.

2004-05 Game-By-Game Statistics

Date	Opponent	S	MP	FG-FGA	3FG-FGA	FT-FTA	REB	PF	A	TO	BK	S	TP
N.19	UC Santa Barbara	S	40	3-8	2-6	0-0	3	0	2	4	0	0	8
N.22	Monmouth	S	17	2-3	2-3	0-0	0	2	1	0	0	1	6
N.27	UC San Diego	S	27	3-6	3-4	0-0	1	0	2	2	0	3	9
D.1	San Diego	S	33	4-8	3-7	2-2	1	0	1	1	0	2	13
D.4	at UC Santa Barbara	S	33	6-8	3-5	0-0	1	1	1	2	0	1	15
D.7	at Washington	S	17	0-3	0-1	2-2	0	1	2	5	0	0	2
D.11	California	S	33	2-6	1-3	2-2	3	3	1	1	0	1	7
D.14	Saint Mary's	S	35	1-6	1-4	0-0	2	3	2	2	0	1	3
D.18	at Loyola Marymount	S	31	1-4	1-3	0-0	3	0	1	3	0	1	3
D.21	Cal State Fullerton	S	13	2-5	1-4	0-0	0	2	1	1	0	3	5
D.28	at Iowa State	S	36	3-9	2-7	0-0	3	2	3	1	0	3	8
D.31	Providence	S	19	1-2	1-1	0-0	0	2	0	0	0	2	3
J.3	South Dakota State	S	21	2-5	1-4	0-0	1	2	0	0	0	0	5
J.8	at Brigham Young*	S	18	2-4	1-2	0-0	0	0	1	1	0	1	5
J.15	at UNLV*	S	34	0-5	0-5	1-2	2	1	2	1	0	0	1
J.22	Wyoming*	S	39	2-9	2-8	4-4	2	2	4	1	0	3	10
J.24	Colorado State*	S	35	3-7	3-6	2-2	3	0	2	0	0	1	11
J.29	at Air Force*	S	29	1-4	1-4	0-0	0	2	1	0	0	0	3
J.31	at New Mexico*												
F.5	Utah*												
F.7	Brigham Young*												
F.12	UNLV*												
F.19	at Colorado State*												
F.21	at Wyoming*												
F.26	New Mexico*												
F.28	Air Force*												
M.5	at Utah*												
M.10-12	at Mountain West Conference Championships												

► Sharper Career Statistics

Year	G-GS	Min.-Avg.	FG-FGA	Pct.	3P-3PA	Pct.	FT-FTA	Pct.	OR	DR	Reb	Avg.	PF-D	AT	TO	BS	ST	Pts. Avg.	
02-03	28-0	236-8.4	16-38	.421	14-32	.438	6-10	.600	5	18	23	0.8	21-0	16	12	0	8	52	1.9
03-04	29-5	520-17.9	38-97	.392	30-75	.400	14-18	.778	5	22	27	0.9	46-2	26	19	0	26	120	4.1
04-05	8-13	510-28.3	38-102	.373	28-77	.364	13-14	.929	5	20	25	1.4	23-0	27	25	0	23	117	6.5
Totals	75-18	1,266-16.9	92-237	.388	72-184	.391	33-42	.786	15	60	75	1.0	90-2	69	56	0	57	289	3.9

Season/Career Highs

Points
 Season 10 at LMU, 12-18-04
 Career 10 at LMU, 12-18-04

Rebounds
 Season 3 at Air Force, 1-29-05
 3 at BYU, 1-8-05
 3 vs. Saint Mary's, 12-14-04
 3 at UCSB, 12-4-04
 3 vs. Monmouth, 11-22-04
 Career 4 at UNM, 2-28-04
 4 at Saint Mary's, 1-7-04
 4 vs. Cal Poly, 12-18-03

Assists
 Season 1 vs. Providence, 12-31-04
 1 at UCSB, 12-4-04
 Career 1 - five times

Field Goals
 Season 4 vs. UCSD, 11-27-04
 Career 4 vs. UCSD, 11-27-04
 4 at UNM, 2-28-04

Field Goals Attempted
 Season 6 at BYU, 1-8-05
 6 vs. South Dakota State, 1-3-05
 Career 6 at BYU, 1-8-05
 6 vs. South Dakota State, 1-3-05
 6 at UNM, 2-28-04

Three-Point Field Goals
 Season
 Career

Three-Point Field Goals Attempted
 Season
 Career

Free Throws
 Season 4 at LMU, 12-18-04
 Career 4 at LMU, 12-18-04

Free Throws Attempted
 Season 5 at LMU, 12-18-04
 Career 5 at LMU, 12-18-04


Steals
 Season 2 vs. South Dakota State, 1-3-05
 Career 2 vs. South Dakota State, 1-3-05

Blocked Shots
 Season 2 vs. South Dakota State, 1-3-05
 Career 2 vs. South Dakota State, 1-3-05
 2 at Colorado St., 3-3-03

Minutes Played
 Season 19 at UCSB, 12-4-04
 Career 19 at UCSB, 12-4-04
 19 vs. UCSD, 12-2-02

20 • Trimaine Davis

Forward • 6-8 • 233 • Junior • West Pittsburg, Calif. (West Pittsburg High)



Getting more playing time as the season progresses... One of seven players to see action in all 18 games... Started four games this season, including San Diego State's upset victory at Brigham Young (1-8-05)... In his last seven games (68 minutes on the court), he has 29 points, 11 rebounds, two blocked shots and four steals... Made his first career start in his 50th career game on Dec. 18th at Loyola Marymount... Scored a career high 10 points and added two rebounds in 13 minutes of action against LMU... Brings incredibly high energy on the court for San Diego State... Has played 10 or more minutes 12 times this season after doing so just twice in the Aztecs' previous 42 games prior to this season... Played 10 or more minutes in nine of the last 12 games... Connected on 27-of-51 attempts (52.9 percent) from the field this season and 54-of-100 (54.0 percent) in his career... Scored in four consecutive games earlier this season for the first time in his career... Currently scored in three straight.

Trends: San Diego State is 7-6 this season when he scores...The Aztecs are 2-0 this season when Davis blocks a shot.

2004-05 Game-By-Game Statistics

Date	Opponent	S	MP	FG-FGA	3FG-FGA	FT-FTA	REB	PF	A	TO	BK	S	TP
N.19	UC Santa Barbara		2	0-0	0-0	0-0	1	0	0	0	0	0	0
N.22	Monmouth		16	1-3	0-0	0-0	3	3	0	0	0	1	2
N.27	UC San Diego		14	4-5	0-0	0-0	2	4	0	1	0	0	8
D.1	San Diego		6	1-1	0-0	0-0	2	0	0	0	0	0	2
D.4	at UC Santa Barbara		19	2-3	0-0	0-2	3	0	1	0	1	0	4
D.7	at Washington		9	0-1	0-0	0-0	1	0	0	0	0	0	0
D.11	California		15	2-2	0-0	0-1	1	2	0	0	0	1	4
D.14	Saint Mary's		10	2-5	0-0	1-2	3	3	0	0	0	0	5
D.18	at Loyola Marymount	S	13	3-4	0-0	4-5	2	1	0	0	0	0	10
D.21	Cal State Fullerton	S	12	1-1	0-0	0-2	0	2	0	0	0	0	2
D.28	at Iowa State	S	9	0-0	0-0	0-0	0	2	0	2	0	0	0
D.31	Providence		11	3-6	0-0	1-2	2	2	1	0	0	0	7
J.3	South Dakota State		17	2-6	0-0	2-4	2	2	0	2	2	2	6
J.8	at Brigham Young*	S	12	2-6	0-0	0-0	3	3	0	1	0	0	4
J.15	at UNLV*		1	0-0	0-0	0-0	0	0	0	0	0	0	0
J.22	Wyoming*		10	2-4	0-0	2-4	1	3	0	0	0	1	6
J.24	Colorado State*		7	1-1	0-0	2-4	0	5	0	0	0	1	4
J.29	at Air Force*												
J.31	at New Mexico*												
F.5	Utah*												
F.7	Brigham Young*												
F.12	UNLV*												
F.19	at Colorado State*												
F.21	at Wyoming*												
F.26	New Mexico*												
F.28	Air Force*												
M.5	at Utah*												
M.10-12	at Mountain West Conference Championships												

► Davis Career Statistics

Year	G-GS	Min.-Avg.	FG-FGA	Pct.	3P-3PA	Pct.	FT-FTA	Pct.	OR	DR	Reb	Avg.	PF-D	AT	TO	BS	ST	Pts.	Avg.
02-03	24-0	166-6.9	16-26	.615	0-0	.000	3-7	.429	4	22	26	1.1	36-2	1	6	2	5	35	1.5
03-04	17-0	89-5.2	11-23	.478	0-0	.000	4-6	.667	9	8	17	1.0	15-0	2	3	4	1	26	1.5
04-05	18-4	197-10.9	27-51	.529	0-0	.000	12-26	.462	18	11	29	1.6	36-1	2	7	3	6	66	3.7
Totals	59-4	452-7.7	54-100	.540	0-0	.000	19-39	.487	31	41	72	1.2	87-3	5	16	9	12	127	2.2

Season/Career Highs

Points
Career 14 at Washington, 12-7-04

Rebounds
Career 7 vs. Saint Mary's, 12-14-04

Assists
Career 6 vs. Monmouth, 11-22-04

Field Goals
Career 5 at Washington, 12-7-04

Field Goals Attempted
Career 11 at Washington, 12-7-04

Three-Point Field Goals
Career 1 vs. UCSD, 11-22-04
1 vs. Monmouth, 11-22-04

Three-Point Field Goals Attempted
Career 3 vs. Monmouth, 11-22-04

Free Throws
Career 4 vs. Saint Mary's, 12-14-04
4 at Washington, 12-7-04

Free Throws Attempted
Career 5 vs. Saint Mary's, 12-14-04
5 vs. Monmouth, 11-22-04


Steals
Career 3 at Washington, 12-7-04
3 vs. UCSD, 11-27-04

Blocked Shots
Career

Minutes Played
Career 32 vs. Saint Mary's, 12-14-04

21 • Matt Thomas

Guard • 6-3 • 191 • Freshman • Riverside, Calif. (Martin Luther King High)



One of seven players to play in all 18 games, he has started three games this season... Only Aztec freshman to play in every game... Made his first career start and played a career-high 32 minutes against Saint Mary's (12-14-04)... Had a string of 10 consecutive free throws made broken against Saint Mary's (12-14-04) but has made 27-of-31 (87.1 percent) after making just 3-of-9 to open the season... His 25 assists this season are third on the team, despite averaging 17.6 minutes per game, the seventh highest total on the squad... 17 steals ranks fourth on the team... With 25 assists and 20 turnovers he joins Brandon Heath, Chris Manker, John Sharper and Tyler Smith as the only Aztec players with more assists than turnovers... Posted a career-best 14 points at Washington (12-7-04)... Had a string of at least one assist in seven games broken against Saint Mary's (12-14-04)... Has recorded a rebound in 14-of-18 games this season including a career-high seven boards against Saint Mary's (12-14-04).

Trends: The Aztecs are 6-4 when he has more assists than turnovers.

2004-05 Game-By-Game Statistics

Date	Opponent	S	MP	FG-FGA	3FG-FGA	FT-FTA	REB	PF	A	TO	BK	S	TP
N.19	UC Santa Barbara		6	1-2	0-0	0-0	1	1	1	0	0	0	2
N.22	Monmouth		27	3-8	1-3	1-5	5	0	6	3	0	0	8
N.27	UC San Diego		24	2-3	1-1	2-2	4	1	2	1	0	3	7
D.1	San Diego		17	2-7	0-1	0-2	5	1	1	3	0	0	4
D.4	at UC Santa Barbara		16	0-3	0-0	2-4	2	0	3	2	0	0	2
D.7	at Washington		27	5-11	0-1	4-4	3	2	3	4	0	3	14
D.11	California		16	2-5	0-1	2-2	2	3	1	2	0	2	6
D.14	Saint Mary's	S	32	3-10	0-2	4-5	7	2	0	1	0	1	10
D.18	at Loyola Marymount	S	31	2-5	0-0	3-4	4	2	2	1	0	2	7
D.21	Cal State Fullerton	S	11	1-5	0-1	2-2	0	2	0	1	0	0	4
D.28	at Iowa State		8	0-0	0-0	2-2	0	0	0	0	0	0	2
D.31	Providence		21	0-5	0-1	3-4	1	2	0	1	0	1	3
J.3	South Dakota State		16	1-3	0-1	0-0	1	0	1	0	0	0	2
J.8	at Brigham Young*		8	0-3	0-0	1-2	0	1	1	0	0	1	1
J.15	at UNLV*		6	0-1	0-0	0-0	0	0	0	1	0	0	0
J.22	Wyoming*		13	0-0	0-0	2-2	1	0	1	0	0	1	2
J.24	Colorado State*		12	0-3	0-1	0-0	2	0	2	0	1	2	0
J.29	at Air Force*		25	2-4	0-0	2-2	2	2	1	0	0	1	6
J.31	at New Mexico*												
F.5	Utah*												
F.7	Brigham Young*												
F.12	UNLV*												
F.19	at Colorado State*												
F.21	at Wyoming*												
F.26	New Mexico*												
F.28	Air Force*												
M.5	at Utah*												
M.10-12	at Mountain West Conference Championships												

► Thomas Career Statistics


Year	G-GS	Min.-Avg.	FG-FGA	Pct.	3P-3PA	Pct.	FT-FTA	Pct.	OR	DR	Reb	Avg.	PF-D	AT	TO	BS	ST	Pts.	Avg.
04-05	18-3	316-17.6	24-78	.308	2-13	.154	30-42	.714	15	25	40	2.2	19-0	25	20	1	17	80	4.4

Season/Career Highs

Points	Career 6 vs. UCSD, 11-27-04
Rebounds	Career
Assists	Career
Field Goals	Career 2 vs. UCSD, 11-27-04
Field Goals Attempted	Career 2 vs. UCSD, 11-27-04
Three-Point Field Goals	Career
Three-Point Field Goals Attempted	Career
Free Throws	Career 2 vs. UCSD, 11-27-04
Free Throws Attempted	Career 4 vs. UCSD, 11-27-04
Steals	Career
Blocked Shots	Career
Minutes Played	Career 4 vs. UCSD, 11-27-04

31 • Jared Ines

Forward • 6-7 • 234 • Senior • Modesto, Calif. (Ceres High/Ohlone College)



Senior walk-on player entering his second season with the program... Played in five games and has made the most of his opportunities... In just nine minutes, he has scored eight points... Had career-best six points in four minutes against UC San Diego (11-27-04)... Also had two points at Washington (12-7-04).

2004-05 Game-By-Game Statistics

Date	Opponent	S	MP	FG-FGA	3FG-FGA	FT-FTA	REB	PF	A	TO	BK	S	TP
N.19	UC Santa Barbara			DNP - Coach's Decision									
N.22	Monmouth			DNP - Coach's Decision									
N.27	UC San Diego		4	2-2	0-0	2-4	0	0	0	0	0	0	6
D.1	San Diego		1	0-0	0-0	0-0	0	0	0	0	0	0	0
D.4	at UC Santa Barbara		2	0-0	0-0	0-2	0	0	0	0	0	0	0
D.7	at Washington		1	1-1	0-0	0-0	0	0	0	0	0	0	2
D.11	California			DNP - Coach's Decision									
D.14	Saint Mary's			DNP - Coach's Decision									
D.18	at Loyola Marymount			DNP - Coach's Decision									
D.21	Cal State Fullerton			DNP - Coach's Decision									
D.28	at Iowa State			DNP - Coach's Decision									
D.31	Providence			DNP - Coach's Decision									
J.3	South Dakota State			DNP - Coach's Decision									
J.8	at Brigham Young*			DNP - Coach's Decision									
J.15	at UNLV*			DNP - Coach's Decision									
J.22	Wyoming*			DNP - Coach's Decision									
J.24	Colorado State*			DNP - Coach's Decision									
J.29	at Air Force*			DNP - Coach's Decision									
J.31	at New Mexico*												
F.5	Utah*												
F.7	Brigham Young*												
F.12	UNLV*												
F.19	at Colorado State*												
F.21	at Wyoming*												
F.26	New Mexico*												
F.28	Air Force*												
M.5	at Utah*												
M.10-12	at Mountain West Conference Championships												

► Ines Career Statistics

Year	G-GS	Min.-Avg.	FG-FGA	Pct.	3P-3PA	Pct.	FT-FTA	Pct.	OR	DR	Reb	Avg.	PF-D	AT	TO	BS	ST	Pts. Avg.
04-05	4-0	8-2.0	3-3	1.000	0-0	.000	2-6	.333	0	0	0	0.0	0-0	0	0	0	0	8 2.0

Season/Career Highs

Points
 Season 23 vs. UCSD, 11-27-04
 Career 23 vs. UCSD, 11-27-04

Rebounds
 Season 8 vs. UCSB, 11-19-04
 Career 9 vs. UCSD, 12-6-03

Assists
 Season 3 at BYU, 1-8-05
 3 vs. California, 12-11-04
 3 vs. UCSD, 11-27-04
 Career 3 at BYU, 1-8-05
 3 vs. California, 12-11-04
 3 vs. UCSD, 11-27-04

Field Goals
 Season 9 vs. San Diego, 12-1-04
 9 vs. UCSD, 11-27-04
 Career 9 vs. San Diego, 12-1-04
 9 vs. UCSD, 11-27-04

Field Goals Attempted
 Season 13 vs. San Diego, 12-1-04
 13 vs. UCSD, 11-27-04
 13 vs. UCSB, 11-19-04
 Career 13 vs. San Diego, 12-1-04
 13 vs. UCSD, 11-27-04
 13 vs. UCSB, 11-19-04

Three-Point Field Goals
 Season 3 at UNLV, 1-15-05
 3 vs. San Diego, 12-1-04
 Career 4 at Wyoming, 1-26-04

Three-Point Field Goals Attempted
 Season 7 vs. San Diego, 12-1-04
 Career 8 vs. UCSD, 12-6-03
 8 vs. Wyoming, 12-16-00

Free Throws
 Season 5 vs. UCSD, 11-27-04
 Career 5 vs. UCSD, 11-27-04

Free Throws Attempted
 Season 5 vs. UCSD, 11-27-04
 Career 6 vs. IPFW, 12-30-02

Steals
 Season 3 vs. UCSB, 11-19-04
 Career 3 vs. UCSB, 11-19-04

Blocked Shots
 Season 3 vs. San Diego, 12-1-04
 Career 3 vs. San Diego, 12-1-04

Minutes Played
 Season 35 vs. UCSB, 11-19-04
 Career 35 vs. UCSB, 11-19-04

33 • Chris Manker

Center • 7-0 • 225 • Senior • West Des Moines, Iowa

(Laguna Beach (Calif.) High/Oregon State University)



Helped lead SDSU win at UNLV (1-15-05) with a 3-for-4 performance behind the arc, to go along with six boards... Rebounded from his first scoreless game of the season by scoring seven points and adding seven rebounds against South Dakota State (1-5-04) and posting nine points and six rebounds at Brigham Young (1-8-05)... Always a threat from outside, Manker has become more comfortable playing in the paint... 60 career three-point field goals... Has 40 two-point field goals this season after connecting on just 17 twos last season and 52 in his first three seasons combined... Played in all 18 games this season and has six starts... Has six double-figure scoring games this season after posting three in his first three seasons combined... Made 19 of his last 22 free throws attempts... Had a string of 10 consecutive free throws made broken at Loyola Marymount (12-18-04)... One of two players to record a point, rebound and an assist in each of the first seven games this season (Brandon Heath)... Set a then-career high with 17 points, and added eight rebounds and a career-high three steals against UC Santa Barbara (11-19-04)... Against UC San Diego (11-27-04), scored his current career-high of 23 points on 8-for-13 shooting, all from inside the arc, and added a career-best 5-for-5 performance from the charity stripe... Also set a new career-mark against UC San Diego (11-27-04) with three assists, which he matched against California (12-11-04)... Fouled out for the first time in his Aztec career, spanning 70 games, at home against Wyoming.

Trends: San Diego State is 4-2 this season and 11-3 in Manker's career when he blocks a shot... Dating back to his days at Oregon State, Manker's teams are 14-4 when he blocks a shot... SDSU is 6-4 this season and 15-9 in his career when Manker shoots 50 percent or better from the field... Aztecs are 5-1 this season when Manker records five or more rebounds.

2004-05 Game-By-Game Statistics

Date	Opponent	S	MP	FG-FGA	3FG-FGA	FT-FTA	REB	PF	A	TO	BK	S	TP
N.19	UC Santa Barbara		35	7-13	2-6	1-4	8	2	2	1	0	3	17
N.22	Monmouth	S	21	3-6	1-3	2-3	2	1	1	2	0	0	9
N.27	UC San Diego	S	28	9-13	0-2	5-5	5	0	3	0	1	1	23
D.1	San Diego	S	32	9-13	3-7	1-1	6	1	2	2	3	1	22
D.4	at UC Santa Barbara	S	29	2-6	1-3	0-0	3	4	1	1	0	0	5
D.7	at Washington	S	20	3-9	2-5	0-0	1	4	1	3	1	0	8
D.11	California	S	23	0-6	0-4	2-2	1	1	3	1	0	1	2
D.14	Saint Mary's		12	2-4	0-2	2-2	2	0	1	1	0	1	6
D.18	at Loyola Marymount		25	3-9	1-3	3-4	3	0	0	0	1	1	10
D.21	Cal State Fullerton		11	1-5	0-0	0-0	4	2	1	1	0	0	2
D.28	at Iowa State		19	2-6	2-5	0-0	0	3	2	2	0	1	6
D.31	Providence		6	0-2	0-1	0-0	1	1	1	0	0	0	0
J.3	South Dakota State		16	3-8	1-2	0-0	7	1	0	1	2	1	7
J.8	at Brigham Young*		21	4-6	0-2	1-1	6	4	3	1	0	1	9
J.15	at UNLV*		23	4-7	3-4	2-2	6	4	2	1	1	0	13
J.22	Wyoming*		26	3-6	1-3	3-3	2	5	0	2	0	2	10
J.24	Colorado State*		16	2-3	1-1	0-0	0	1	0	1	0	1	5
J.29	at Air Force*		11	1-2	0-0	0-2	3	1	0	1	0	0	2
J.31	at New Mexico*												
F.5	Utah*												
F.7	Brigham Young*												
F.12	UNLV*												
F.19	at Colorado State*												
F.21	at Wyoming*												
F.26	New Mexico*												
F.28	Air Force*												
M.5	at Utah*												
M.10-12	at Mountain West Conference Championships												

► Manker Career Statistics

* - At Oregon St.

Year	G-GS	Min.-Avg.	FG-FGA	Pct.	3P-3PA	Pct.	FT-FTA	Pct.	OR	DR	Reb	Avg.	PF-D	AT	TO	BS	ST	Pts.	Avg.
00-01*	21-3	252-12.0	12-42	.286	6-30	.200	3-5	.600	13	28	41	2.0	29-1	10	15	5	4	33	1.6
02-03	25-1	199-8.0	27-68	.397	16-45	.356	3-9	.333	11	19	30	1.2	24-0	4	16	5	3	73	3.0
03-04	29-1	293-10.1	37-98	.378	20-56	.357	6-14	.429	24	44	68	2.3	26-0	10	16	4	5	100	3.4
04-05	18-6	374-20.8	58-124	.468	18-53	.340	22-29	.759	23	37	60	3.3	35-1	23	21	9	14	156	8.7
Totals	93-11	1,118-12.0	134-332	.404	60-184	.326	34-57	.596	71	128	199	2.1	114-2	47	68	23	26	362	3.9

Season/Career Highs

Points
 Season 28 vs. UCSB, 11-19-04
 Career 28 vs. UCSB, 11-19-04

Rebounds
 Season 15 at Air Force, 1-29-05
 Career 15 at Air Force, 1-29-05
 15 vs. CSU, 2-23-04

Assists
 Season 3 at UNLV, 1-15-05
 3 vs. San Diego, 12-1-04
 3 vs. UCSD, 11-27-04
 Career 4 at Saint Mary's, 1-7-04

Field Goals
 Season 8 - four times
 Career 8 - five times

Field Goals Attempted
 Season 20 vs. California, 12-11-04
 Career 20 vs. California, 12-11-04

Three-Point Field Goals
 Season 3 at UCSB, 12-4-04
 Career 3 at UCSB, 12-4-04
 3 vs. LBSU, 11-21-03

Three-Point Field Goals Attempted
 Season 4 vs. California, 12-11-04
 4 at UCSB, 12-4-04
 Career 4 vs. California, 12-11-04
 4 at UCSB, 12-4-04

Free Throws
 Season 12 vs. UCSB, 11-19-04
 Career 12 vs. UCSB, 11-19-04

Free Throws Attempted
 Season 14 at LMU, 12-18-04
 14 vs. Saint Mary's, 12-14-04
 14 vs. Monmouth, 11-22-04
 14 vs. UCSB, 11-19-04
 Career 14 at LMU, 12-18-04
 14 vs. Saint Mary's, 12-14-04
 14 vs. Monmouth, 11-22-04
 14 vs. UCSB, 11-19-04


Steals
 Season 4 vs. UCSB, 11-19-04
 Career 5 at UNM, 2-28-04

Blocked Shots
 Season 3 vs. UCSD, 11-27-04
 Career 3 vs. UCSD, 11-27-04

Minutes Played
 Season 41 vs. UCSB, 11-19-04
 Career 41 vs. UCSB, 11-19-04

42 • Marcus Slaughter

Forward • 6-8 • 223 • Sophomore • Riverside, Calif. (J.W. North High)



National Rankings (as of 1/24): 47th in rebounding
MWC Rankings (as of 1/27): 2nd in minutes, 2nd in offensive rebounding, 4th in rebounding, 4th in scoring, 6th in defensive rebounding, 6th in steals, 7th in blocked shots.

Not only one of the top players in the Mountain West Conference, but the entire West Coast... Fourth in the MWC in scoring, second in rebounding and ranked among the league's top eight in seven different categories... Ranks 47th nationally in rebounding... Only Aztec player to start every game this season... Has scored in double figures in 18 straight games (had not scored in double figures in three consecutive games prior to this streak) after scoring 10+ points in eight games all of last season... Had a string of 13 consecutive games with 15 or more points broken at Air Force (1-29-05)... Had a streak of at least one three-point field goal in five straight games (broken against Saint Mary's (12-14-04))... Had seven or more rebounds in nine straight games (averaging 9.6 rpg during that stretch) broken against South Dakota State (1-3-05)... Has three double-doubles in his last four games, seven double-doubles this season and nine in his career... Led the team in scoring eight times this season and nine times in his career... Led team in rebounding 13 times this season and 23 times in his career... Has 18 double-figure scoring games this season and 27 in his career... Has seven double-figure rebound games this season and 11 in his career... Started 35 consecutive games (last non-start was Dec. 31, 2003)... Has shot 14 free throws in a game four times this season... Already surpassed last season's free throw attempt total of 76... Eclipsed the 500 career-points mark with 17 points in the Jan. 15th win at UNLV.

Trends: San Diego State is 3-2 this season when Slaughter shoots better than 50 percent from the field.

2004-05 Game-By-Game Statistics

Date	Opponent	S	MP	FG-FGA	3FG-FGA	FT-FTA	REB	PF	A	TO	BK	S	TP
N.19	UC Santa Barbara	S	41	8-16	0-2	12-14	13	5	1	5	0	4	28
N.22	Monmouth	S	35	4-6	0-0	10-14	7	2	0	4	2	2	18
N.27	UC San Diego	S	30	7-11	1-3	5-7	4	0	3	0	3	2	20
D.1	San Diego	S	35	4-9	1-3	3-5	12	4	3	4	2	0	12
D.4	at UC Santa Barbara	S	33	8-13	3-4	5-5	7	4	1	3	0	0	24
D.7	at Washington	S	36	8-13	1-2	4-9	7	3	1	4	2	2	21
D.11	California	S	39	8-20	1-4	1-2	9	3	1	2	1	2	18
D.14	Saint Mary's	S	35	3-6	0-1	9-14	8	3	0	3	0	3	15
D.18	at Loyola Marymount	S	40	6-16	0-1	9-14	9	4	2	4	2	1	21
D.21	Cal State Fullerton	S	39	6-15	0-2	3-9	13	4	0	7	2	0	15
D.28	at Iowa State	S	32	6-12	1-2	2-5	12	3	1	4	2	2	15
D.31	Providence	S	31	6-19	0-2	6-6	9	5	0	1	1	1	18
J.3	South Dakota State	S	28	5-10	0-0	5-6	5	3	1	6	1	1	15
J.8	at Brigham Young*	S	34	6-17	1-5	4-6	6	3	2	2	0	1	17
J.15	at UNLV*	S	36	7-16	0-4	3-4	12	1	3	2	1	0	17
J.22	Wyoming*	S	33	8-20	0-1	2-2	10	3	2	3	1	2	18
J.24	Colorado State*	S	32	5-10	0-0	8-11	4	4	2	0	2	2	18
J.29	at Air Force*	S	36	5-9	0-0	2-7	15	4	1	5	0	0	12
J.31	at New Mexico*												
F.5	Utah*												
F.7	Brigham Young*												
F.12	UNLV*												
F.19	at Colorado State*												
F.21	at Wyoming*												
F.26	New Mexico*												
F.28	Air Force*												
M.5	at Utah*												
M.10-12	at Mountain West Conference Championships												

► Slaughter Career Statistics

Year	G-GS	Min.-Avg.	FG-FGA	Pct.	3P-3PA	Pct.	FT-FTA	Pct.	OR	DR	Reb	Avg.	PF-D	AT	TO	BS	ST	Pts.	Avg.
03-04	30-18	755-25.2	87-184	.473	8-24	.333	55-76	.724	84	120	204	6.8	67-2	22	36	17	34	237	7.9
04-05	18-18	625-34.7	110-238	.462	9-36	.250	93-140	.664	62	100	162	9.0	58-2	24	59	22	25	322	17.9
Totals	48-36	1,380-28.8	197-422	.467	17-60	.283	148-216	.685	146	220	366	7.6	125-4	46	95	39	59	559	11.6

Season/Career Highs**Points**

Career 7 vs. Providence, 12-31-04
7 vs. Monmouth, 11-22-04

Rebounds

Career 13 vs. South Dakota State, 1-3-05

Assists

Career 3 vs. CSU, 1-24-05

Field Goals

Career 3 vs. Monmouth, 11-22-04

Field Goals Attempted

Career 6 vs. Monmouth, 11-22-04

Three-Point Field Goals

Career

Three-Point Field Goals Attempted

Career

Free Throws

Career 3 vs. South Dakota State, 1-3-05

Free Throws Attempted

Career 7 vs. South Dakota State, 1-3-05

Steals

Career 3 at Washington, 12-7-04

Blocked Shots

Career 3 vs. South Dakota State, 1-3-05


Minutes Played

Career 31 at Washington, 12-7-04

50 • Mohamed Camara

Center • 6-10 • 265 • Junior • Conakry, Guinea

(Moore (Ky.) High/Riverside (Calif.) College)



MWC Rankings (as of 1/27): 9th in offensive rebounding, 13th in rebounding, 15th in blocked shots

Played in all 18 games this season and has 14 starts to his credit... Has 35 rebounds, 17 points and six blocked shots in his last seven games (115 minutes of playing time)... Had a career-high 13 rebounds in 28 minutes of action against Providence (12-31-04)... Also tied a career-high with seven points against the Friars... One of seven players to see action in all 18 games this season... Averages 9.8 rebounds per 40 minutes.

Trends: San Diego State is 5-0 this season when he shoots 50 percent or better from the floor... SDSU is 3-2 this season when he hits at least one free-throw

2004-05 Game-By-Game Statistics

Date	Opponent	S	MP	FG-FGA	3FG-FGA	FT-FTA	REB	PF	A	TO	BK	S	TP
N.19	UC Santa Barbara	S	14	0-0	0-0	0-0	5	2	0	0	1	0	0
N.22	Monmouth	S	23	3-6	0-0	1-1	8	2	0	1	0	0	7
N.27	UC San Diego	S	19	2-4	0-0	1-2	4	1	0	0	1	0	5
D.1	San Diego	S	31	2-2	0-0	0-0	5	3	1	1	1	2	4
D.4	at UC Santa Barbara	S	19	0-0	0-0	0-0	3	3	1	1	0	0	0
D.7	at Washington	S	31	1-3	0-0	0-0	7	1	0	0	2	3	2
D.11	California	S	26	3-9	0-0	0-0	7	1	0	2	0	1	6
D.14	Saint Mary's	S	21	1-4	0-0	0-2	1	5	1	2	0	2	2
D.18	at Loyola Marymount		3	0-0	0-0	1-2	1	0	0	0	0	0	1
D.21	Cal State Fullerton		20	1-3	0-0	1-2	5	2	0	1	2	1	3
D.28	at Iowa State		15	0-1	0-0	0-0	1	3	2	1	0	0	0
D.31	Providence	S	28	2-6	0-0	3-7	13	0	2	2	1	1	7
J.3	South Dakota State	S	22	2-5	0-0	0-0	5	2	0	0	3	0	4
J.8	at Brigham Young*	S	15	0-1	0-0	0-0	2	2	0	1	1	1	0
J.15	at UNLV*	S	19	1-2	0-0	0-2	8	1	0	1	0	1	2
J.22	Wyoming*	S	14	0-1	0-0	0-0	3	4	0	1	1	1	0
J.24	Colorado State*	S	16	2-4	0-0	0-0	4	5	3	2	0	2	4
J.29	at Air Force*		0	0-0	0-0	0-0	0	0	0	0	0	0	0
J.31	at New Mexico*												
F.5	Utah*												
F.7	Brigham Young*												
F.12	UNLV*												
F.19	at Colorado State*												
F.21	at Wyoming*												
F.26	New Mexico*												
F.28	Air Force*												
M.5	at Utah*												
M.10-12	at Mountain West Conference Championships												

► Camara Career Statistics

Year	G-GS	Min.-Avg.	FG-FGA	Pct.	3P-3PA	Pct.	FT-FTA	Pct.	OR	DR	Reb	Avg.	PF-D	AT	TO	BS	ST	Pts.	Avg.
04-05	18-14	336-18.7	20-51	.392	0-0	.000	7-18	.389	38	44	82	4.6	37-2	10	16	13	15	47	2.6

Last Time It Happened

TEAM MISCELANEOUS

San Diego State played an overtime game	Jan. 22, 2005, vs. Wyoming - ot-L, 81-88
San Diego State won an overtime game	Mar. 19, 2003, vs. UC Santa Barbara - ot-W, 67-62
San Diego State played a double overtime game	Jan. 24, 2004, at Colorado State - 2ot-L, 82-92
San Diego State played a triple overtime game	Jan. 2, 2000, vs. Air Force - 3ot-L, 77-81
San Diego State played consecutive overtime games	Jan. 22 and 26, 2002, vs. Wyoming - ot-L, 85-88 and vs. UNLV - ot-L, 79-80
San Diego State won a game in the final seconds	Jan. 8, 2005, at Brigham Young, Chris Walton fadeaway 7-footer (:00.0) - W, 59-57
San Diego State lost a game in the final seconds	Jan. 26, 2002, vs. UNLV, Louis Amundson made front end of two-shot foul (:02.4) - ot-L, 79-80

TEAM SCORING

San Diego State scored 100 or more points	Dec. 2, 1998, vs. Southern Cal College - W, 103-49
San Diego State scored 90 or more points	Dec. 18, 2003, vs. Cal Poly - W, 90-71
San Diego State scored 80 or more points	Jan. 24, 2005, vs. Colorado State - W, 84-77
San Diego State scored less than 50 points	Mar. 1, 2004, at Air Force - L, 49-61
An opponent scored 100 or more points	Mar. 3, 2003, at Colorado State - L, 89-102
An opponent scored less than 50 points	Nov. 21, 2003, vs. Long Beach State - W, 74-44
San Diego State scored 50 or more points in a half	Nov. 27, 2004, vs. UC San Diego (51 in 2nd half) - W, 86-51
San Diego State scored 40 or more points in a half	Jan. 24, 2005, vs. Colorado State (44 in 1st half, 40 in 2nd half) - W, 84-77
San Diego State won by 40 or more points	Nov. 27, 2000, vs. UC San Diego - W, 98-53
San Diego State won by 30 or more points	Nov. 27, 2004, vs. UC San Diego - W, 86-51
San Diego State won by 20 or more points	Dec. 1, 2004, vs. San Diego - W, 83-63

INDIVIDUAL SCORING

SDSU player had 50 or more points	Feb. 20, 1986, Anthony Watson (54) vs. U.S. International - W, 138-93
SDSU player had 40 or more points	Feb. 20, 1986, Anthony Watson (54) vs. U.S. International - W, 138-93
SDSU player had 35 or more points	Jan. 15, 2005, Brandon Heath (37) at UNLV - W, 81-73
SDSU player had 30 or more points	Jan. 15, 2005, Brandon Heath (37) at UNLV - W, 81-73
SDSU player made 10 or more field goals in a game	Jan. 24, 2005, Chris Walton (10) vs. Colorado State - W, 84-77
SDSU player scored 20 or more points in a half	Jan. 15, 2005, Brandon Heath (23 in 2nd half) at UNLV - W, 81-73

MULTIPLE INDIVIDUAL SCORING

Three SDSU players had 20 points in same game	Dec. 1, 2001, Tony Bland (22), Al Faux (21), Randy Holcomb (20) vs. CSU Northridge - W, 80-70
Two SDSU players had 20 points in same game	Dec. 4, 2004, Marcus Slaughter (24), Brandon Heath (20) at UC Santa Barbara - W, 73-55
Five SDSU players scored in double figures in same game	Dec. 6, 2003, Wesley Stokes (18), Brandon Heath (12), Chris Manker (12), Aerick Sanders (12), Chris Walton (12) vs. UC San Diego - W, 76-51
Four SDSU players scored in double figures in same game	Jan. 24, 2005, Chris Walton (23), Marcus Slaughter (18), Brandon Heath (15) and John Sharper (11) vs. Colorado State - W, 84-77

CONSECUTIVE INDIVIDUAL SCORING

SDSU player had consecutive 30-point games	Jan. 27 and 30, 1986, Anthony Watson vs. Wyoming (30) and vs. Colorado State (31)
SDSU player had consecutive 20-point games	Jan. 15 and Jan. 22, 2005, Brandon Heath at UNLV (37) and vs. Wyoming (29)
SDSU player had consecutive 10-plus made free-throw games	Nov. 19 and Nov. 22, 2004, Marcus Slaughter vs. UCSB (12) and vs. Monmouth (10)

TEAM REBOUNDING

San Diego State had 45 or more rebounds	Dec. 21, 2004, vs. Cal State Fullerton (45) - W, 63-60
San Diego State had 40 or more rebounds	Dec. 21, 2004, vs. Cal State Fullerton (45) - W, 63-60
+20-Rebound Margin	Nov. 22, 2004, vs. Monmouth (+21) - W 69-65
+15-Rebound Margin	Jan. 29, 2005, at Air Force (+16) - L, 50-62
+10-Rebound Margin	Jan. 29, 2005, at Air Force (+16) - L, 50-62

INDIVIDUAL REBOUNDING

SDSU player had 20 or more rebounds	Feb. 6, 1984, Michael Cage (21) vs. Wyoming - ot-L, 73-83
SDSU player had 15 or more rebounds	Jan. 29, 2005, Marcus Slaughter (15) at Air Force (+16) - L, 50-62
SDSU player had 10 or more rebounds	Jan. 29, 2005, Marcus Slaughter (15) at Air Force (+16) - L, 50-62

DOUBLE-DOUBLES

SDSU player had a triple-double	never
SDSU player had a double-double	Jan. 29, 2005, Marcus Slaughter (12 points, 15 rebounds) at Air Force (+16) - L, 50-62
SDSU player had a point-assist double-double	Jan. 2, 2000, Bradley Jackson (17 points, 11 assists) vs. High Point - W, 74-63
Two SDSU players had double-double in same game	Jan. 2, 2002, Randy Holcomb (22 points, 13 rebounds), Chris Walton (12 points, 10 rebounds) vs. IPFW - W, 90-72

Last Time It Happened (cont.)

Three SDSU players had double-double in same game

.....Dec. 7, 1982, Eddy Gordon (15 points, 11 rebounds), Keith Smith (14 points, 14 rebounds), Michael Cage (12 points, 11 rebounds) vs. Doane College - W, 100-88
 SDSU player had three consecutive double-doubles
Jan. 17, 24 and 26, 2004, Aerick Sandes (23 points, 10 rebs.) vs. UNLV, (15 points, 16 rebs.) at Colorado State, (12 points, 11 rebs.) at Wyoming

TEAM ASSISTS

San Diego State had 25 or more assistsDec. 1, 2001, vs. Cal State Northridge (26) - W, 80-70
 San Diego State had 20 or more assistsNov. 27, 2004, vs. UC San Diego (23) - W, 86-51
 San Diego State had 15 or more assistsJan. 24, 2005, vs. Colorado State (18) - W, 84-77

INDIVIDUAL ASSISTS

SDSU player had 15 or more assistsMar. 7, 1981, Tony Gwynn (16) vs. New Mexico - W, 92-84
 SDSU player had 10 or more assistsMar. 1, 2001, Deandre Moore (11) vs. Wyoming - L, 62-69

TEAM STEALS

San Diego State had 15 or more stealsJan. 22, 2005, vs. Wyoming (15) - ot-L, 81-88
 San Diego State had 10 or more stealsJan. 24, 2005, vs. Colorado State (11) - W, 84-77

INDIVIDUAL STEALS

SDSU player had 9 or more stealsFeb. 20, 1986, Tracy Dildy (9) vs. USIU - W, 138-93
 SDSU player had 5 or more stealsFeb. 28, 2004, Marcus Slaughter (5) vs. New Mexico - L, 60-72

TEAM BLOCKS

San Diego State had 10 or more blocksJan. 21, 2002, vs. Wyoming (11) - ot-L, 85-88
 San Diego State had 5 or more blocksJan. 24, 2005, vs. Colorado State (5) - W, 84-77

INDIVIDUAL BLOCKS

SDSU player had 5 or more blocksJan. 6, 2004, Aerick Sanders (5) vs. Saint Mary's - L, 66-80
 SDSU player had 3 or more blocksJan. 3, 2005, Mohamed Camara (3) vs. South Dakota State - W, 64-49

TEAM TURNOVERS

San Diego State had 10 or fewer turnoversJan. 24, 2005, vs. Colorado State (7) - W, 84-77
 San Diego State forced 25 or more turnoversNov. 27, 2004, vs. UC San Diego (27) - W, 86-51
 San Diego State forced 20 or more turnoversJan. 22, 2005, vs. Wyoming (23) - ot-L, 81-88

INDIVIDUAL MINUTES

SDSU player played 50 or more minutesJan. 20, 2000, Myron Epps (50) vs. Air Force - 3ot-L, 77-81
 SDSU player played 45 or more minutesFeb. 9, 2004, Aerick Sanders (45) at Brigham Young - ot-L, 69-83
 SDSU player played 40 or more minutesJan. 22, 2005, Brandon Heath (42) vs. Wyoming (15) - ot-L, 81-88

TEAM THREE-POINTERS

San Diego State made 15 or more three-point shotsDec. 2, 2002, vs. UC San Diego (16) - W, 87-57
 San Diego State made 10 or more three-point shotsDec. 4, 2004, vs. UC Santa Barbara (12) - W, 73-55

INDIVIDUAL THREE-POINTERS

SDSU player made 9 or more three-point shotsDec. 27, 1986, Tony Ross (9) vs. Manhattan - W, 77-69
 SDSU player made 5 or more three-point shotsNov. 24, 2004, Brandon Heath (5) vs. Ohio State - W, 83-61

TEAM FREE THROWS

San Diego State had a 85 percent or higher free-throw percentage (min. 15 att.)Dec. 3, 2003, vs. San Diego (87.5 percent - 14-16) - W, 66-63
 San Diego State had a 80 percent or higher free-throw percentage (min. 15 att.)Jan. 15, 2005, at UNLV (80.0 percent 20-25) - W, 81-73
 San Diego State attempted 40 or more free-throwsMar. 1, 2003, vs. Wyoming (42) - W, 86-73
 San Diego State attempted 30 or more free-throwsDec. 18, 2004, at Loyola Marymount (38) - L, 68-72

INDIVIDUAL FREE THROWS

SDSU player made 10 or more free-throws in a gameJan. 15, 2005, Brandon Heath (12-12) at UNLV - W, 81-73
 SDSU player made 100 percent free-throw percentage (min. 10 att.)Jan. 15, 2005, Brandon Heath (12-12) at UNLV - W, 81-73

TEAM SHOOTING PERCENTAGE

SDSU made 60 percent or better from the fieldDec. 4, 2004, at UC Santa Barbara (60.0 percent - 27-45) - W, 73-55
 SDSU made 55 percent or better from the fieldDec. 4, 2004, at UC Santa Barbara (60.0 percent - 27-45) - W, 73-55
 SDSU had consecutive 50% or better games ...Dec.1 and Dec. 4, 2004, vs. San Diego (53.6 percent - 30-56) and at UC Santa Barbara (60 percent - 27-45)

SDSU Single-Season Records

Points

Rk	DI	Name	Points	Yr.
1.	1.	Michael Cage (Sr.)	686	84
2.	2.	Anthony Watson (Sr.)	630	86
3.	-	Bob Brady (Jr.)	585	53
4.	3.	•Randy Holcomb (Sr.)	558	02
5.	4.	Michael Cage (Jr.)	547	83
6.	5.	Anthony Watson (Jr.)	544	85
7.	6.	Kim Goetz (Sr.)	532	79
8.	-	Tony Pinkins (Sr.)	529	57
9.	-	Bernie Finlay (Sr.)	522	60
9.	-	Tony Pinkins (Jr.)	522	56
11.	7.	Shawn Jamison (Jr.)	520	90
11.	7.	Steve Copp (Sr.)	520	76
13.	9.	•Tony Bland (Jr.)	519	02
10.	•Al Faux (Sr.)	494	02	
10.	Marty Dow (Sr.)	494	91	
12.	Tony Bland (Sr.)	493	03	
13.	•Aerick Sanders (Sr.)	482	04	
14.	Will Connelly (Jr.)	481	76	
15.	Will Connelly (So.)	479	75	
16.	Jason Richey (Jr.)	474	97	
17.	Kim Goetz (Jr.)	473	78	
18.	Steve Malovic (Sr.)	471	79	
19.	Zach Jones (Jr.)	462	81	
20.	Tony Ross (So.)	461	88	
21.	Tony Ross (Fr.)	455	87	
22.	Leonard Allen (Sr.)	453	85	
23.	Chris McCurray (Jr.)	452	72	
24.	Jimmy Harris (Sr.)	446	72	
25.	•Randy Holcomb (Jr.)	444	01	

nr.	•Brandon Heath (So.)	335	05	
nr.	•Marcus Slaughter (So.)	322	05	

Scoring Average

Rk	DI	Name (Class)	PPG	Yr.
1.	1.	Michael Cage (Sr.)	24.5	84
2.	2.	Anthony Watson (Sr.)	22.5	86
3.	-	Bob Brady (Jr.)	20.9	53
4.	3.	Kim Goetz (Sr.)	20.5	79
5.	-	Bernie Finlay (Sr.)	20.1	60
6.	-	Tony Pinkins (Sr.)	19.6	57
7.	4.	Michael Cage (Jr.)	19.5	83
8.	-	Bob Brady (Sr.)	18.7	54
9.	5.	Brandon Heath (So.)	18.6	05
10.	-	Von Jacobsen (So.)	18.4	69
11.	6.	Carlus Groves (Sr.)	18.3	94
12.	-	Tony Pinkins (Jr.)	18.0	56
7.	Marcus Slaughter (So.)	17.9	05	
7.	Steve Copp (Sr.)	17.9	76	
9.	Will Connelly (So.)	17.7	75	
10.	Jason Richey (Jr.)	17.6	97	
11.	Anthony Watson (Jr.)	17.5	85	
12.	Steve Malovic (Sr.)	17.44	79	
13.	Jason Richey (Sr.)	17.36	98	
14.	Zach Jones (Jr.)	17.1	81	
15.	•Al Faux (Sr.)	17.0	02	
16.	Marty Dow (Sr.)	17.0	91	
17.	•Randy Holcomb (Sr.)	16.91	02	
18.	Kim Goetz (Jr.)	16.89	78	
19.	Shawn Jamison (Jr.)	16.8	90	
20.	Will Connelly (Jr.)	16.6	76	
21.	•Tony Bland (Sr.)	16.4	03	
22.	Tony Ross (Fr.)	16.3	87	
23.	Chris McCurray (Jr.)	16.14	72	
24.	•Aerick Sanders (Sr.)	16.07	04	
25.	Jimmy Harris (Sr.)	15.93	72	
26.	Tony Ross (So.)	15.90	88	
27.	•Randy Holcomb (Jr.)	15.86	01	

Rebounds

Rk	DI	Name (Class)	Rebounds	Yr.
1.	-	Al Skalecky (Jr.)	394	67
2.	-	Al Skalecky (So.)	356	66
3.	1.	Michael Cage (Fr.)	355	81
4.	2.	Michael Cage (Jr.)	354	83
5.	3.	Michael Cage (Sr.)	352	84
6.	4.	Chris McMurray (Jr.)	350	72
7.	-	Tony Pinkins (Jr.)	346	56
8.	-	Al Skalecky (Sr.)	340	68
9.	5.	•Randy Holcomb (Sr.)	296	02
10.	6.	•Aerick Sanders (Sr.)	295	04
11.	-	Eric Martensen (Jr.)	278	69
12.	-	Larry Meek (So.)	277	63
7.	Marty Dow (Sr.)	274	91	
8.	Steve Malovic (Sr.)	265	79	
9.	Will Connelly (Jr.)	258	76	
10.	Joel Kramer (Jr.)	257	77	
11.	Michael Cage (So.)	256	82	
12.	Joel Kramer (Sr.)	255	78	
13.	Leonard Allen (Sr.)	252	85	
14.	Steve Copp (Sr.)	248	76	
14.	Will Connelly (So.)	248	75	
16.	Steve Copp (Jr.)	247	75	
17.	Eddy Gordon (Fr.)	239	80	
18.	Joe McNaull (Jr.)	238	93	
19.	Gerald Murray (Jr.)	238	87	
20.	Roy Kruiiswyk (Sr.)	235	98	
20.	Larry Jones (Jr.)	235	72	
22.	Mitch McMullen (Sr.)	230	89	
23.	Rodney Hawkins (Sr.)	229	88	
24.	•Aerick Sanders (Jr.)	228	03	
25.	Gary Schneider (Sr.)	220	71	

nr.	•Marcus Slaughter (So.)	162	05	

Rebound Average

Rk	DI	Name (Class)	RPGYear	
1.	-	Al Skalecky (So.)	13.7	66
2.	-	Al Skalecky (Jr.)	13.6	67
3.	1.	Michael Cage (Fr.)	13.1	81
4.	2.	Michael Cage (Jr.)	12.64	83
5.	-	Al Skalecky (Sr.)	12.59	68
6.	3.	Michael Cage (Sr.)	12.57	84
7.	4.	Chris McMurray (Jr.)	12.50	72
8.	-	Tony Pinkins (Jr.)	11.9	56
9.	-	Larry Meek (Sr.)	10.68	65
10.	-	Larry Meek (So.)	10.65	63
5.	Chris McMurray (Sr.)	10.1	73	
6.	•Aerick Sanders (Sr.)	9.83	04	
7.	Steve Malovic (Sr.)	9.81	79	
8.	Marty Dow (Sr.)	9.4	91	
9.	Will Connelly (So.)	9.19	75	
10.	Joel Kramer (Jr.)	9.18	77	
11.	Steve Copp (Jr.)	9.15	75	
12.	Joel Krammer (Sr.)	9.11	78	
13.	•Marcus Slaughter (So.)	9.0	05	
13.	•Randy Holcomb (Sr.)	9.0	02	
15.	Will Connelly (Jr.)	8.90	76	
16.	Eddy Gordon (Fr.)	8.85	80	
17.	Michael Cage (So.)	8.83	82	
18.	Gary Schneider (Sr.)	8.80	71	
19.	Larry Jones (Jr.)	8.7	72	
20.	Steve Copp (Sr.)	8.6	76	
21.	Steffond Johnson (Sr.)	8.41	86	
22.	Roy Kruiiswyk (Sr.)	8.39	98	
23.	Joe McNaull (Jr.)	8.2	93	
24.	Leonard Allen (Sr.)	8.1	85	
25.	Gerald Murray (Jr.)	7.933	87	
26.	Mitch McMullen (Sr.)	7.931	89	

Assists

<i>in existence since 1972-73 season</i>				
Rk	Name (Class)	Assists	Yr.	
1.	Tony Gwynn (Jr.)	221	80	
2.	Keith Smith (Jr.)	212	82	
3.	Dean Decker (Sr.)	176	78	
4.	•Wesley Stokes (Jr.)	175	04	
5.	Creon Dorsey (Jr.)	171	85	
6.	Tony Gwynn (Sr.)	164	81	
7.	Ray Leary (Sr.)	163	76	
8.	Tony Gwynn (So.)	153	79	
9.	Raymond King (Fr.)	150	96	
10.	Bryan Williams (Jr.)	148	88	
11.	Arthur Massey (Sr.)	139	91	
12.	Keith Smith (Sr.)	137	83	
13.	Jeff Konek (Jr.)	132	84	
14.	Dean Decker (Jr.)	131	77	
15.	Michael Best (Sr.)	125	90	
16.	•Deandre Moore (So.)	124	03	
16.	•Deandre Moore (Sr.)	122	01	
17.	Chad Nelson (Jr.)	122	96	
19.	Mike Dodd (Sr.)	121	79	
20.	Mike Delsman (Fr.)	120	74	
21.	Mike Delsman (Sr.)	118	77	
22.	Virgil Smith (Jr.)	113	92	
22.	Michael Best (Jr.)	113	89	
24.	•Tony Bland (Jr.)	112	02	
25.	Matt Watts (Jr.)	106	98	
25.	Jason Richey (Jr.)	106	97	
25.	Mike Dodd (Jr.)	106	78	

nr.	•Brandon Heath (So.)	73	05	

Assist Average

<i>in existence since 1972-73 season</i>			
Rk	Name (Class)	APGYear	
1.	Tony Gwynn (Jr.)	8.2	80
2.	Keith Smith (Jr.)	7.3	82
3.	Tony Gwynn (Sr.)	6.31	81
4.	Dean Decker (Sr.)	6.28	78
5.	•Wesley Stokes (Jr.)	5.8	04
6.	Keith Smith (Sr.)	5.71	83
7.	Tony Gwynn (So.)	5.67	79
8.	Ray Leary (Sr.)	5.6	76
9.	Creon Dorsey (Jr.)	5.5	85
10.	Bryan Williams (Jr.)	5.8	88

Field Goals

Rk	DI	Name (Class)	FG Yr.	
1.	1.	Michael Cage (Sr.)	250	84
2.	2.	Anthony Watson (Sr.)	246	86
3.	3.	Kim Goetz (Sr.)	229	79
4.	4.	Anthony Watson (Jr.)	222	85
5.	5.	•Randy Holcomb (Sr.)	220	02
6.	6.	Marty Dow (Sr.)	207	91
6.	6.	Steve Copp (Sr.)	207	76
8.	8.	Kim Goetz (Jr.)	206	78
9.	9.	Shawn Jamison (Jr.)	203	90
10.	10.	•Aerick Sanders (Sr.)	200	04
11.	11.	Will Connelly (So.)	196	75
12.	12.	Steve Malovic (Sr.)	192	79
13.	13.	Michael Cage (Jr.)	191	83
14.	14.	Will Connelly (Jr.)	187	76
15.	•Tony Bland (Jr.)	185	02	
16.	Zach Jones (Jr.)	183	81	
17.	•Tony Bland (Sr.)	180	03	
18.	Jimmy Harris (Sr.)	179	72	
19.	Chris McMurray (Jr.)	177	72	
20.	Brian Frishman (Sr.)	173	77	
21.	•Al Faux (Sr.)	171	02	
22.	•Randy Holcomb (Jr.)	163	01	
23.	Jimmy Wilkins (Sr.)	163	72	
24.	•Mike Mackell (Sr.)	162	03	

25.	Mike Dodd (Jr.)	161	78

nr.	•Brandon Heath (So.)	117	05
nr.	•Marcus Slaughter (So.)	110	05

Field Goal Attempts

DI	Name (Class)	FGA	Yr.
1.	Anthony Watson (Sr.)	520	86
2.	Anthony Watson (Jr.)	475	85
3.	Kim Goetz (Sr.)	451	79
4.	Michael Cage (Sr.)	445	84
5.	Chris McMurray (Jr.)	428	72
6.	•Randy Holcomb (Sr.)	426	02
7.	Steve Copp (Sr.)	417	76
8.	•Tony Bland (Jr.)	416	02
9.	Jimmy Harris (Sr.)	413	72
10.	Will Connelly (So.)	410	75
11.	Kim Goetz (Jr.)	401	78
12.	Will Connelly (Jr.)	397	76
13.	•Tony Bland (Sr.)	392	03
14.	Zach Jones (Jr.)	387	81
15.	•Randy Holcomb (Jr.)	386	01
16.	Matt Watts (Jr.)	381	98
17.	Brian Fishman (Sr.)	379	77
18.	•Brandon Heath (Fr.)	368	04
19.	Marc Carter (Sr.)	366	95
20.	•Al Faux (Sr.)	364	02
20.	Jason Richey (Jr.)	364	97
20.	Tony Ross (Fr.)	364	87
23.	Marty Dow (Sr.)	362	91
24.	•Aerick Sanders (Sr.)	361	04
24.	Shawn Jamison (Jr.)	361	90

nr.	•Brandon Heath (So.)	270	05
nr.	•Marcus Slaughter (So.)	238	05

Field Goal Percentage

<i>min. 5 FGA per game</i>				
Rk	DI	Name (Class)	Pct. Yr.	
1.	-	Danny Newport (Fr.)	79.9	54
2.	1.	Leon Carter (Sr.)	60.5	96
3.	2.	Leonard Allen (Sr.)	60.1	85
4.	3.	Kevin Betts (Sr.)	59.8	98
5.	4.	Mitch McMullen (Sr.)	58.0	89
6.	5.	Joe McNaull (So.)	57.9	92
7.	6.	Von Jacobsen (Sr.)	57.3	71
8.	7.	Marty Dow (Sr.)	57.2	91
9.	8.	Michael Cage (Jr.)	57.0	83
10.	9.	Kevin Betts (Jr.)	56.9	97
11.	10.	Shawn Jamison (Jr.)	56.23	90
12.	11.	Leonard Allen (So.)	56.20	83
12.	12.	Michael Cage (Sr.)	56.18	84
13.	13.	Steve Malovic (Jr.)	56.0	78
14.	14.	Michael Kennedy (Sr.)	55.93	85
15.	15.	Leonard Allen (Jr.)	55.88	84
16.	16.	Roy Kruiiswyk (Sr.)	55.84	98
17.	17.	Michael Cage (Fr.)	55.83	81
18.	18.	•Aerick Sanders (Sr.)	55.4	04
19.	19.	•Myron Epps (Jr.)	54.88	01
20.	20.	Steve Malovic (Sr.)	54.86	79
21.	21.	Rodney Hawkins (Sr.)	54.80	88
22.	22.	Mike Dodd (Jr.)	54.76	78
23.	23.	•Mike Mackell (Sr.)	54.5	03
24.	24.	Mitch McMullen (Jr.)	54.2	88
25.	25.	Gerald Murray (Jr.)	53.8	87

Three-Point Field Goals

<i>in existence since 1986-87 season</i>			
Rk	Name (Class)	3FGs	Yr.
1.	Tony Ross (Fr.)	104	87
2.	Tony Ross (So.)	100	88
3.	Jason Richey (Sr.)	72	98
4.	•Al Faux (Sr.)	66	02

SDSU Single-Season Records (cont.)

5.	Tony Ross (Jr.)	66	89
6.	Jason Richey (Jr.)	64	97
7.	Michael Best (Sr.)	56	90
8.	Josko Visnjic (Jr.)	55	98
9.	Michael Best (Jr.)	51	89
10.	Derric Croft (Jr.)	49	94
11.	•Brandon Heath (Fr.)	48	04
12.	•Steve Sir (Fr.)	46	03
13.	Tony Clark (So.)	42	92
14.	•Wesley Stokes (Jr.)	41	04
14.	•Deandre Moore (Sr.)	41	03
16.	•Al Faux (Jr.)	40	01
16.	Chad Nelson (Jr.)	40	96
16.	Darryl Gaines (So.)	40	87
19.	David Abramowitz (So.)	39	00
19.	Arthur Massey (Sr.)	39	91
19.	Josh Lowery (So.)	39	87
22.	•Karlo Kovacic (Jr.)	38	01
23.	Paul Jarrett (Sr.)	37	96
24.	Matt Watts (Jr.)	35	98
25.	Donte Wilson (Jr.)	34	99
25.	Chad Nelson (Sr.)	34	97

nr.	•Brandon Heath (So.)	32	05
nr.	•John Sharper (Jr.)	28	05

Three-Point Field Goal Att.

<i>in existence since 1986-87 season</i>			
Rk	Name (Class)	3FGA	Yr.
1.	Tony Ross (Fr.)	223	87
2.	Tony Ross (So.)	213	88
3.	Jason Richey (Sr.)	202	98
4.	Josko Visnjic (Jr.)	179	98
4.	Jason Richey (Jr.)	179	97
6.	Michael Best (Sr.)	173	90
7.	•Al Faux (Sr.)	161	02
8.	•Brandon Heath (Fr.)	160	04
9.	Tony Ross (Jr.)	153	89
10.	Derric Croft (Jr.)	152	94
11.	•Wesley Stokes (Jr.)	138	04
12.	Arthur Massey (Sr.)	135	91
13.	Matt Watts (Jr.)	134	98
14.	Josh Lowery (So.)	133	87
15.	Tony Clark (So.)	119	92
15.	Michael Best (Jr.)	119	89
17.	•David Abramowitz (So.)	115	00
18.	Darryl Gaines (So.)	115	87
19.	•Steve Sir (Fr.)	114	03
20.	Chad Nelson (Jr.)	112	96
21.	Donte Wilson (Jr.)	109	99
22.	•Deandre Moore (Sr.)	107	03
23.	•Karlo Kovacic (Jr.)	104	01
24.	Matt Watts (Sr.)	103	99
24.	Chad Nelson (Sr.)	103	97
24.	Berry Randle (Jr.)	103	95

nr.	•Brandon Heath (So.)	93	05

Three-Point Field Goal Pct.

<i>min 20 3FGs; in existence since 1986-87 season</i>			
Rk	Name (Class)	Pct.	Yr.
1.	Jason Hamilton (Fr.)	50.0	93
2.	Tony Ross (So.)	46.9	88
3.	Chad Nelson (Fr.)	46.7	94
4.	Tony Ross (Fr.)	46.6	87
5.	Tony Ross (Jr.)	43.1	89
6.	Michael Best (Jr.)	42.9	89
7.	•Al Faux (Jr.)	42.1	01
8.	•Al Faux (Sr.)	41.0	02
9.	Brady Trenkle (So.)	40.8	97
10.	•Steve Sir (Fr.)	40.4	03
11.	•John Sharper (So.)	40.0	04
12.	•Deandre Moore (Jr.)	39.0	02
13.	Paul Jarrett (Sr.)	36.63	96

14.	•David Abramowitz (Jr.)	36.59	01
15.	•Karlo Kovacic (Jr.)	36.5	01
16.	•John Sharper (Jr.)	36.4	05
17.	Chris Walters (Sr.)	35.82	94
18.	•Tony Bland (Jr.)	35.80	02
19.	Jason Richey (Jr.)	35.75	97
20.	•Chris Manker (Jr.)	35.7	04
21.	Chad Nelson (Jr.)	35.7	96
22.	Jason Richey (Sr.)	35.6	98
22.	Tony Clark (So.)	35.3	92
23.	Chad Nelson (So.)	35.1	95
24.	Berry Randle (Sr.)	35.0	96
25.	•Chris Walton (Jr.)	34.8	04
26.	•Tommy Johnson (So.)	34.8	03

Free Throws

Rk	DI	Name (Class)	FT	Yr.
1.	-	Bob Brady (Jr.)	213	53
2.	1.	Michael Cage (Sr.)	186	84
2.	-	Bernie Finlay (Sr.)	186	60
4.	-	Tony Pinkins (So.)	170	55
5.	2.	Michael Cage (Jr.)	165	83
5.	-	Tony Pinkins (Sr.)	165	57
7.	-	Tony Pinkins (Jr.)	150	56
8.	-	Bob Brady (Sr.)	145	54
9.	3.	Chad Nelson (Sr.)	142	97
10.	4.	Anthony Watson (Sr.)	138	86
5.	5.	Leonard Allen (Sr.)	137	85
6.	John Martens (Sr.)	130	86	
7.	Jason Richey (Jr.)	122	97	
7.	Chad Nelson (So.)	122	95	
9.	•Tony Bland (Jr.)	120	02	
10.	Shawn Jamison (Jr.)	114	90	
11.	•Tony Bland (Sr.)	113	03	
12.	•Mike Mackell (Sr.)	108	03	
13.	Courtie Miller (Jr.)	107	93	
13.	Will Connelly (Jr.)	107	76	
15.	•Randy Holcomb (Sr.)	106	02	
15.	Steve Copp (Sr.)	106	76	
17.	•Myron Epps (So.)	104	00	
17.	Mitch McMullen (Sr.)	104	89	
19.	Mitch McMullen (Jr.)	103	88	
20.	Kevin Betts (Sr.)	102	98	
21.	Jeff Pete (Jr.)	101	72	
22.	Anthony Watson (Jr.)	100	85	
23.	Keith Smith (Jr.)	100	82	
24.	•Randy Holcomb (Jr.)	99	01	
25.	Leon Carter	98	96	
25.	Chris McMurray	98	72	

nr.	•Marcus Slaughter (So.)	93	05	

Free Throw Attempts

DI	Name (Class)	FTA	Yr.
1.	Michael Cage (Sr.)	251	84
2.	Shawn Jamison (Jr.)	232	90
3.	Michael Cage (Jr.)	221	83
4.	Leonard Allen (Sr.)	204	85
5.	John Martens (Sr.)	183	86
6.	Anthony Watson (Sr.)	182	86
7.	Mitch McMullen (Jr.)	181	88
8.	Mitch McMullen (Sr.)	175	89
9.	•Myron Epps (So.)	172	00
10.	•Tony Bland (Sr.)	171	03
11.	•Tony Bland (Jr.)	169	04
12.	•Randy Holcomb (Sr.)	167	02
13.	Chad Nelson (Sr.)	166	97
14.	•Mike Mackell (Sr.)	164	03
15.	Steve Copp (Sr.)	160	76
16.	Jason Richey (Jr.)	159	97
17.	Will Connelly (So.)	159	75
18.	Chad Nelson (So.)	157	95
19.	Will Connelly (Jr.)	153	76
20.	Jeff Pete (Jr.)	149	72

21.	Keith Smith (Jr.)	148	82
22.	Myron Epps (So.)	147	99
23.	•Randy Holcomb (Jr.)	145	01
24.	•Marcus Slaughter (So.)	140	05
24.	Roy Kruiiswyk (Sr.)	140	98
24.	Carlus Groves (Sr.)	140	94

Free Throw Percentage

<i>min. 3 FTA per game</i>			
Rk	DI	Name (Class)	Pct. Yr.
1.	1.	Kim Goetz (Sr.)	90.2 79
3.	3.	Jason Richey (Sr.)	85.7 98
4.	4.	Chad Nelson (Sr.)	85.5 97
5.	5.	Gary Schneider (Sr.)	85.2 71
6.	6.	Steve Malovic (Sr.)	83.7 79
7.	-	Mike Spilger (Sr.)	83.3 70
8.	Bob Brady (Sr.)	83.3 54	
9.	-	Bernie Finlay (So.)	82.6 59
10.	7.	Courtie Miller (Jr.)	81.7 93
8.	Mark Delsman (Sr.)	81.3 77	
9.	Courtie Miller (Sr.)	81.1 94	
9.	Steve Malovic (Jr.)	81.1 78	
9.	Steve Malovic (Jr.)	81.1 78	
12.	•Brandon Heath (So.)	80.2 05	
13.	Chad Nelson (Jr.)	79.8 96	
14.	Tony Gwynn (Jr.)	79.0 80	
15.	Jimmy Wilkins (Jr.)	78.5 71	
16.	Chris McMurray (Jr.)	78.4 72	
17.	Anthony Watson (Jr.)	78.1 85	
18.	Pete Geoff (Sr.)	78.1 73	
19.	Joel Krammer (Sr.)	77.9 78	
20.	Leon Carter (Sr.)	77.8 96	
21.	Chad Nelson (So.)	77.7 95	
22.	Jeff Pete (So.)	77.7 71	
23.	Arthur Massey (Sr.)	77.5 91	
24.	Jimmy Harris (Sr.)	77.2 72	
25.	Jason Richey (Jr.)	76.7 97	
26.	Marty Dow (Jr.)	76.0 90	
27.	Anthony Watson (Sr.)	75.8 86	

Blocks

<i>in existence since 1978-79 season</i>			
Rk	Name (Class)	Blocks	Yr.
1.	Leonard Allen (Sr.)	82	85
2.	Michael Cage (Sr.)	47	84
3.	Marty Dow (Sr.)	46	91
3.	Leonard Allen (Jr.)	46	84
5.	Leonard Allen (Fr.)	45	82
6.	Eddy Gordon (Fr.)	43	80
7.	Joe McNaull (Jr.)	41	93
7.	Joe McNaull (So.)	41	92
9.	Leonard Allen (So.)	41	83
10.	•Aerick Sanders (Sr.)	36	04

nr.	•Marcus Slaughter (So.)	22	05

Steals

<i>in existence since 1978-79 season</i>			
Rk	Name (Class)	Steals	Yr.
1.	Anthony Watson (Jr.)	74	85
2.	Matt Watts (Sr.)	65	99
2.	Michael Best (Sr.)	65	90
4.	Raymond King (Fr.)	63	96
4.	Creon Dorsey (Jr.)	63	85
6.	Matt Watts (Jr.)	61	98
6.	Michael Best (Jr.)	61	89
8.	Tony Gwynn (So.)	59	79
9.	Chad Nelson (Sr.)	58	97
10.	Jason Hamilton (Fr.)	55	93
10.	Anthony Watson (Sr.)	55	86

nr.	Brandon Heath (So.)	39	05

nr.	Marcus Slaughter (So.)	25	05
-----	------------------------	----	----

Minutes Played

<i>since 1978-79 season</i>			
Rk	Name (Class)	Min.	Yr.
1.	•Tony Bland (Jr.)	1,140	02
2.	Michael Cage (Sr.)	1,085	84
3.	Shawn Jamison (Jr.)	1,082	90
4.	Michael Cage (So.)	1,076	82
5.	Michael Cage (Jr.)	1,070	83
6.	•Randy Holcomb (Sr.)	1,067	02
7.	Chad Nelson (So.)	1,044	95
8.	•Tony Bland (Sr.)	1,042	03
9.	Michael Cage (Fr.)	1,031	81
10.	Marty Dow (Sr.)	1,030	91
11.	•Aerick Sanders (Sr.)	1,025	04
12.	Chad Nelson (Jr.)	1,019	96
13.	Rodney Hawkins (Sr.)	1,017	88
14.	Raymond King (Fr.)	1,016	96
15.	•Wesley Stokes (Jr.)	1,014	04
16.	Bryan Williams (Jr.)	1,000	88
16.	Leonard Allen (Sr.)	1,000	85
18.	Matt Watts (Jr.)	997	98
19.	Roy Kruiiswyk (Sr.)	993	98
20.	Tony Ross (So.)	987	88
21.	Arthur Massey (Sr.)	974	91
22.	Derric Croft (Jr.)	971	94
22.	Anthony Watson (Jr.)	971	85
24.	Anthony Watson (Sr.)	965	86
25.	Steve Malovic (Sr.)	958	79

nr.	•Marcus Slaughter (So.)	625	05
nr.	•Brandon Heath (So.)	615	05

Efficiency Average

<i>since 1978-79 season</i>			
Rk	Name (Class)	EPG	Yr.
1.	Michael Cage (Sr.)	29.29	84
2.	Michael Cage (Jr.)	25.61	83
3.	Steve Malovic (Sr.)	22.96	79
4.	•Aerick Sanders (Sr.)	21.13	04
5.	Marty Dow (Sr.)	20.31	91
6.	Michael Cage (Fr.)	19.89	81
7.	Leonard Allen (Sr.)	18.84	85
8.	Anthony Watson (Sr.)	18.82	86
9.	Kim Goetz (Sr.)	18.23	79
10.	•Marcus Slaughter (So.)	18.06	05
11.	•Randy Holcomb (Sr.)	17.70	02
12.	Leon Carter (Sr.)	17.38	96
13.	Rodney Hawkins (Sr.)	17.34	88
14.	Eddy Gordon (Fr.)	16.78	80
15.	Joe McNaull (So.)	15.93	92
16.	Michael Cage (So.)	15.86	82
17.	Carlus Groves (Sr.)	15.68	94
18.	Mitch McMullen (Sr.)	15.52	89
19.	Arthur Massey (Sr.)	15.46	91
20.	•Brandon Heath (So.)	15.41	05
21.	Paul Jarrett (Sr.)	15.31	96
22.	Jason Richey (Jr.)	15.11	97
23.	Anthony Watson (Jr.)	15.00	85
24.	Chad Nelson (Sr.)	14.85	97
25.	Tony Gwynn (Jr.)	14.52	80
26.	Kevin Betts (Sr.)	14.32	98
27.	Shawn Jamison (Jr.)	14.23	90

SDSU Career Records

Points

Rk	DI	Name, Years	Points
1.	1.	Michael Cage, 81-82-83-84	1,846
2.	2.	Anthony Watson, 83-84-85-86	1,735
3.	-	Tony Pinkins, 55-56-57	1,475
4.	-	Bob Brady, 52-53-54	1,389
5.	3.	Steve Copp, 73-74-75-76	1,307
6.	-	Al Skalecky, 66-67-68	1,271
7.	4.	Tony Ross, 87-88-89	1,259
8.	5.	Chad Nelson, 94-95-96-97	1,225
9.	6.	Will Connelly, 75-76-77	1,188
9.	-	Von Jacobsen, 69-70-71	1,188
11.	-	Bernie Finlay, 58-59-60	1,110
12.	7.	Myron Epps, 99-00-01-02	1,090
13.	8.	Eddie Morris, 80-81-82-83	1,089
14.	-	Danny Newport, 54-55-56	1,048
15.	-	Milton Phelps, 39-40-41	1,043
16.	-	Dave Miller, 66-67-68	1,034
17.	9.	Leonard Allen, 82-83-84-85	1,019
18.	10.	Tony Bland, 02-03	1,012
19.	11.	Kim Goetz, 78-79	1,005
20.	12.	Randy Holcomb, 01-02	1,002
13.	Joel Kramer, 74-76-77-78	949	
14.	Mike Dodd, 76-77-78-79	928	
15.	Tony Gwynn, 78-79-80-81	925	
16.	Jason Richey, 97-98	908	
17.	Courtie Miller, 90-91-92-93-94	891	
18.	Joe McNaull, 91-92-93	843	
19.	Steve Malovic, 78-79	838	
20.	Eddy Gordon, 80-81-82-83	807	
21.	Aerick Sanders, 01-02-03-04	806	
22.	Jimmy Harris, 71-72	800	
23.	Mitch McMullen, 88-89	799	
24.	Zach Jones, 81-82	794	
25.	Al Faux, 01-02	794	

nr.	•	Brandon Heath, 04-05	748
nr.	•	Marcus Slaughter, 04-05	559
nr.	•	Chris Walton, 01-02-04-05	508

Scoring Average

Rk	DI	Name, Years	PPG
1.	-	Bob Brady, 52-53-54	18.8
2.	1.	Kim Goetz, 78-79	18.6
3.	-	Tony Pinkins, 55-56-57	18.1
4.	2.	Jason Richey, 97-98	17.5
5.	3.	Michael Cage, 81-82-83-84	16.5
6.	4.	Randy Holcomb, 01-02	16.4
7.	5.	Tony Bland, 02-03	16.1
8.	6.	Anthony Watson, 83-84-85-86	15.8
9.	7.	Brandon Heath, 04-05	15.6
10.	-	Al Skalecky, 66-67-68	15.5
11.	-	Von Jacobsen, 69-70-71	15.4
12.	8.	Chris McMurray, 72-73	15.238
13.	9.	Steve Malovic, 78-79	15.236
13.	-	Bernie Finlay, 58-59-60	15.205
15.	-	Dick Maureau, 61-62	15.1
16.	10.	Marty Dow, 90-91	14.9
17.	11.	Jimmy Harris, 71-72	14.814
18.	12.	Tony Ross, 87-88-89	14.812
19.	13.	Zack Jones, 81-82	14.7
20.	14.	Will Connelly, 75-76-77	14.5
21.	-	Bob Lundgren, 67-68	14.3
22.	15.	Steve Copp, 73-74-75-76	14.1
16.	•	Al Faux, 01-02	13.84
17.	Mitch McMullen, 88-89	13.78	
18.	Matt Watts, 98-99	13.7	
19.	Marc Carter, 94-95	12.70	
20.	Presnell Gilbert, 77-78-79	12.68	
21.	Jimmy Wilkins, 71-72	12.6	

Rebounds

Rk	DI	Name, Years	Rebounds
1.	1.	Michael Cage, 81-82-83-84	1,317
2.	-	Al Skalecky, 66-67-68	1,090
3.	-	Larry Meek, 63-64-65	764
4.	2.	Steve Copp, 73-74-75-76	737
5.	3.	Leonard Allen, 82-83-84-85	724
6.	4.	Joel Kramer, 74-76-77-79	711
7.	5.	Aerick Sanders, 01-02-03-04	686
8.	-	Noel Mickelsen, 54-55-56	642
9.	6.	Will Connelly, 75-76-77	641
10.	7.	Eddy Gordon, 80-81-82-83	631
11.	-	Tony Pinkins, 55-56-57	604
8.	Joe McNaull, 91-92-93	572	
9.	•	Marcelo Correa, 97-98-99-00-01	522
10.	•	Myron Epps, 99-00-01-02	508
11.	Chris McMurray, 72-73	492	
12.	Steve Malovic, 78-79	484	
13.	•	Randy Holcomb, 01-02	481
14.	Allen Bunting, 74-75-76	456	
15.	Larry Jones, 72-73	420	
16.	Marty Dow, 90-91	415	
17.	Rodney Hawkins, 86-87-88	413	
18.	Mitch McMullen, 88-89	408	
19.	Leon Carter, 95-96	395	
20.	John Martens, 83-84-85-86	372	
21.	Chad Nelson, 94-95-96-97	370	
22.	•	Marcus Slaughter, 04-05	366
23.	Anthony Watson, 83-84-85-86	362	
24.	John Anderson, 73-74	354	
25.	•	Chris Walton, 01-02-04-05	351

Rebound Average

Rk	DI	Name, Years	RPG
1.	-	Al Skalecky, 66-67-68	13.3
1.	Michael Cage, 81-82-83-84	11.8	
2.	Steve Malovic, 78-79	8.8	
3.	Marty Dow, 90-91	8.0	
4.	Steve Copp, 73-74-75-76	7.9247	
5.	Larry Jones, 72-73	7.9245	
6.	•	Randy Holcomb, 01-02	7.88
7.	Will Connelly, 75-76-77	7.8	
8.	Joel Kramer, 74-76-77-78	7.2	
9.	Mitch McMullen, 88-89	7.0	
10.	Leon Carter, 95-96	6.9	
11.	John Anderson, 73-74	6.8	
12.	Joe McNaull, 91-92-93	6.7	
13.	•	Aerick Sanders, 01-02-03-04	6.294
14.	Roy Krusiwyk, 97-98	6.290	
15.	Leonard Allen, 82-83-84-85	6.24	
16.	Marc Carter, 94-95	6.1	
17.	Rodney Hawkins, 86-87-88	5.900	
18.	Eddy Gordon, 80-81-82-83	5.897	
19.	Kevin Betts, 97-98	5.89	
20.	Allen Bunting, 74-75-76	5.8	

Assists

Rk	Name, Years	Assists	
1.	Tony Gwynn, 78-79-80-81	590	
2.	Chad Nelson, 94-95-96-97	412	
3.	Mark Delsman, 74-75-76-77	376	
4.	Anthony Watson, 83-84-85-86	356	
5.	Keith Smith, 82-83	349	
6.	•	Deandre Moore, 01-02-03	339
7.	Dean Decker, 77-78	307	
8.	Ray Leary, 74-75-76	279	
9.	Mike Dodd, 76-77-78-79	271	
10.	Creon Dorsey, 85-86	263	
11.	Bryan Williams, 88-89	243	
12.	Michael Best, 89-90	238	
13.	•	Tony Bland, 02-03	213
14.	Arthur Massey, 90-91	212	
15.	Jeff Konek, 85	211	

16.	•	David Abramowitz, 99-00-01	189
17.	Jason Richey, 97-98	184	
17.	Gary Earle, 74-75-76	184	
19.	•	Wesley Stokes, 04	176
20.	Steve Copp, 73-74-75-76	171	
21.	Matt Watts, 98-99	166	
22.	Joel Kramer, 74-76-77-78	162	
23.	Ray Barefield, 91-92-93	159	
24.	Tracy Dildy, 86-87	155	
25.	Raymond King, 96	150	
26.	•	Chris Walton, 01-02-04-05	148

nr.	•	Brandon Heath, 02-03-04-05	126
nr.	•	John Sharper, 03-04-05	69

Assist Average

Rk	Name, Years	APG	
1.	Keith Smith, 82-83	6.6	
2.	Tony Gwynn, 78-79-80-81	5.51	
3.	Dean Decker, 77-78	5.48	
4.	Creon Dorsey, 85-86	4.5	
5.	Michael Best, 89-90	4.3	
6.	•	Deandre Moore, 01-02-03	3.9
7.	Jeff Konek, 85	3.702	
8.	Chad Nelson, 94-95-96-97	3.679	
9.	Ray Leary, 74-75-76	3.671	
10.	Arthur Massey, 90-91	3.59	

Field Goals

Rk	DI	Name, Years	FG
1.	1.	Anthony Watson, 83-84-85-86	702
2.	2.	Michael Cage, 81-82-83-84	679
3.	3.	Steve Copp, 73-74-75-76	507
4.	-	Tony Pinkins, 55-56-57	495
5.	4.	Eddie Morris, 80-81-82-83	483
6.	-	Al Skalecky, 66-67-68	481
7.	5.	Will Connelly, 75-76-77	477
8.	-	Bob Brady, 52-53-54	461
9.	6.	Von Jacobsen, 69-70-71	457
10.	7.	Kim Goetz, 78-79	435
8.	Tony Ross, 87-88-89	413	
9.	•	Myron Epps, 99-00-01-02	407
10.	Joel Kramer, 74-76-77-78	406	
11.	Leonard Allen, 82-83-84-85	396	
12.	Mike Dodd, 76-77-78-79	392	
13.	•	Randy Holcomb, 01-02	383
14.	•	Tony Bland, 02-03	365
15.	Chad Nelson, 94-95-96-97	344	
16.	Eddy Gordon, 80-81-82-83	343	
17.	Tony Gwynn, 78-79-80-81	340	
18.	Steve Malovic, 78-79	337	
19.	•	Aerick Sanders, 01-02-03-04	334
20.	Joe McNaull, 91-92-93	333	

nr.	•	Brandon Heath, 04-05	261
nr.	•	Chris Walton, 01-02-04-05	200
nr.	•	Marcus Slaughter, 04-05	197
nr.	•	Tommy Johnson, 02-03-04-05	118

Field Goal Attempts

Rk	DI	Name, Years	FGA
1.	1.	Anthony Watson, 83-84-85-86	1,576
2.	Michael Cage, 81-82-83-84	1,238	
3.	Steve Copp, 73-74-75-76	1,126	
4.	Eddie Morris, 80-81-82-83	1,098	
5.	Will Connelly, 75-76-77	1,020	
6.	Tony Ross, 87-88-89	933	
7.	Kim Goetz, 78-79	852	
8.	Chad Nelson, 84-85-86-87	814	
9.	•	Randy Holcomb, 01-02	812
10.	•	Tony Bland, 02-03	808
11.	•	Myron Epps, 99-00-01-02	803
12.	Joel Kramer, 74-76-77-78	779	
13.	Mike Dodd, 76-77-78-79	758	

14.	Matt Watts, 98-99	731	
15.	Jason Richey, 97-98	724	
16.	Eddy Gordon, 80-81-82-83	722	
17.	Tony Gwynn, 78-79-80-81	716	
18.	Jimmy Harris, 71-72	710	
19.	Berry Randle, 93-94-95-96	696	
20.	Leonard Allen, 82-83-84-85	692	

nr.	•	Brandon Heath, 04-05	638
nr.	•	Chris Walton, 01-02-04-05	459
nr.	•	Marcus Slaughter, 04-05	422
nr.	•	Tommy Johnson, 02-03-04-05	303

Field Goal Percentage

Rk	DI	Name, Years	FG Pct.	
1.	1.	Leonard Allen, 82-83-84-85	57.2	
2.	2.	Mitch McMullen, 88-89	56.2	
3.	3.	Marty Dow, 90-91	55.5	
4.	4.	Steve Malovic, 78-79	55.3	
5.	-	Danny Newport, 54-55-56	55.2	
6.	5.	Michael Cage, 81-82-83-84	54.8	
7.	6.	•	Aerick Sanders, 01-02-03-04	54.0
8.	7.	•	Mike Mackell, 02-03	53.6
9.	8.	Joe McNaull, 92-93	53.1	
10.	9.	Joel Kramer, 74-76-77-78	52.1	
11.	10.	Mike Dodd, 76-77-78-79	51.7	
11.	Kim Goetz, 78-79	51.1		
12.	Myron Epps, 99-00-01-02	50.7		
13.	•	Marcelo Correa, 97-98-99-00-01	50.0	
14.	Jimmy Wilkins, 71-72	48.9		
15.	Zach Jones, 81-82	48.4		
16.	Eddy Gordon, 80-81-82-83	47.51		
17.	Tony Gwynn, 78-79-80-81	47.49		
18.	•	Randy Holcomb, 01-02	47.2	
19.	Will Connelly, 75-76-77	46.8		
20.	Presnell Gilbert, 77-78-79	45.7		

Three-Point Field Goals

Rk	Name, Years	3FG	
1.	Tony Ross, 87-88-89	270	
2.	Jason Richey, 97-98	136	
3.	Chad Nelson, 94-95-96-97	122	
4.	Michael Best, 89-90	107	
5.	•	Al Faux, 01-02	106
6.	•	David Abramowitz, 99-00-01	98
7.	•	Deandre Moore, 01-02-03	84
8.	•	Brandon Heath, 04-05	80
9.	Berry Randle, 93-94-95-96	76	
10.	•	John Sharper, 03-04-05	72
11.	Matt Watts, 98-99	65	
12.	•	Donte Wilson, 99-00	56
12.	Brady Trenkle, 95-97-99	56	
12.	Chris Walters, 93-94	56	
15.	Josko Visnjic, 98	55	
16.	•	Chris Manker, 03-04-05	54
17.	Arthur Massey, 90-91	53	
18.	Tony Clark, 92-93	52	
19.	•	Tony Bland, 02-03	49
19.	Derric Croft, 94	49	

nr.	•	Tommy Johnson, 02-03-04-05	40
nr.	•	Chris Walton, 01-02-04-05	31

Three-Point FG Atts.

Rk	Name, Years	3FGA	
1.	Tony Ross, 87-88-89	589	
2.	Jason Richey, 97-98	381	
3.	Chad Nelson, 94-95-96-97	337	
4.	Michael Best, 89-90	292	
5.	•	David Abramowitz, 99-00-01	284
6.	•	Al Faux, 01-02	256
7.	Berry Randle, 93-94-95-96	253	

SDSU Career Records (cont.)

7.	•Brandon Heath, 04-05	253
9.	•Deandre Moore, 01-02-03	239
10.	Matt Watts, 98-99	237
11.	•John Sharper, 03-04-05	184
12.	•Donte Wilson, 99-00	180
13.	Josko Visnjic, 98	179
14.	Brady Trenkle, 95-97-99	176
15.	Arthur Massey, 90-91	173
16.	Chris Walters, 93-94	165
17.	•Chris Manker, 03-04-05	154
18.	•Tony Bland, 02-03	153
19.	Derric Croft, 94	152
20.	Tony Clark, 92-93	142
21.	•Wesley Stokes, 04	138

nr.	•Tommy Johnson, 02-03-04-05	126
nr.	•Chris Walton, 01-02-04-05	102

Three-Point FG Pct.

minimum 40 career three-point field goals

Rk	Name, Years	3FG Pct.
1.	Tony Ross, 87-88-89	45.8
2.	•Al Faux, 01-02	41.4
3.	•Steve Sir, 03-04	39.8
4.	•John Sharper, 03-04-05	39.1
5.	Michael Best, 89-90	36.64
6.	Tony Clark, 92-99	36.62
7.	Chad Nelson, 94-95-96-97	36.2
8.	Jason Richey, 97-98	35.7
9.	•Deandre Moore, 01-02-03	35.1
10.	Darryl Gaines, 86-87	34.8
11.	•Karlo Kovacic, 01-02	34.6
12.	•David Abramowitz, 99-00-01	34.5
13.	Chris Walters, 93-94	33.9
14.	Derric Croft, 94	32.2
15.	Courtie Miller, 90-91-92-93-94	32.0

nr.	•Tommy Johnson, 02-03-04-05	31.7
nr.	•Brandon Heath, 04-05	31.6

Free Throws

Rk	DI	Name, Years	FTM
1.	1.	Michael Cage, 81-82-83-84	488
2.	-	Tony Pinkins, 55-56-57	485
3.	-	Bob Brady, 52-53-54	467
4.	2.	Chad Nelson, 94-95-96-97	415
5.	-	Bernie Finlay, 58-59-60	352
6.	3.	Anthony Watson, 83-84-85-86	331
7.	-	Al Skalecky, 66-67-68	309
8.	4.	Courtie Miller, 90-91-92-93-94	302
9.	5.	Steve Copp, 73-74-75-76	293
10.	-	Danny Newport, 54-55-56	290
6.	•Myron Epps, 99-00-01-02	274	
7.	Tony Gwynn, 78-79-80-81	245	
8.	Will Connelly, 75-76-77	234	
9.	•Tony Bland, 02-03	233	
10.	Leonard Allen, 82-83-84-85	227	
11.	Jason Richey, 97-98	218	
12.	•Marcelo Correa, 97-98-99-00-01	215	
13.	Mitch McMullen, 88-89	207	
14.	•Randy Holcomb, 01-02	205	
15.	John Martens, 83-84-85-86	201	
16.	•Mike Mackell, 02-03	199	
17.	Bery Randle, 93-94-95-96	194	
18.	Jeff Pete, 71-72	181	
19.	Joe McNaull, 91-92-93	177	
20.	Steve Malovic, 77-78	164	

nr.	•Marcus Slaughter, 04-05	148	
nr.	•Brandon Heath, 04-05	146	
nr.	•Chris Walton, 01-02-04-05	80	

Free Throws Attempted

DI	Name, Years	FTA
1.	Michael Cage, 81-82-83-84	667
2.	Chad Nelson, 94-95-96-97	519
3.	•Myron Epps, 99-00-01-02	466
4.	Anthony Watson, 83-84-85-86	446
5.	Steve Copp, 73-74-75-76	439
6.	Courtie Miller, 90-91-92-93-94	398
7.	Will Connelly, 75-76-77	376
8.	Leonard Allen, 82-83-84-85	369
9.	Mitch McMullen, 88-89	356
10.	•Tony Bland, 02-03	340
11.	Tony Gwynn, 78-79-80-81	334
12.	•Marcelo Correa, 97-98-99-00-01	324
13.	Bery Randle, 93-94-95-96	314
14.	•Randy Holcomb, 01-02	312
15.	Joe McNaull, 91-92-93	300
16.	•Mike Mackell, 02-03	289
17.	John Martens, 83-84-85-86	285
18.	Jason Richey, 97-98	271
19.	Eddy Gordon, 80-81-82-83	255
20.	Jeff Pete, 71-72	252

nr.	•Marcus Slaughter, 04-05	216
nr.	•Brandon Heath, 04-05	196
nr.	•Chris Walton, 01-02-04-05	125

Free Throw Percentage

minimum 40 career free throws

Rk	DI	Name, Years	FT Pct.
1.	1.	Kim Goetz, 78-79	85.4
2.	-	Mike Spigler, 69-70	83.6
3.	2.	Steve Malovic, 78-79	82.4
4.	3.	Jason Richey, 97-98	80.4
5.	4.	Tony Ross, 87-88-89	80.3
6.	5.	Chad Nelson, 94-95-96-97	80.0
7.	6.	Mike Dodd, 76-77-78-79	77.8
8.	-	Bernie Finlay, 58-59-60	77.7
9.	7.	Chris McMurray, 72-73	76.9
10.	-	Gary Schneider, 70-71	76.8
8.	Joel Kramer, 74-76-77-78	76.5	
		Jimmy Wilkins, 71-72	76.4
11.		Courtie Miller, 90-91-92-93-94	75.9

Blocks

since 1978-79 season

Rk	Name, Years	Blocks
1.	Leonard Allen, 82-83-84-85	214
2.	Michael Cage, 81-82-83-84	118
3.	Joe McNaull, 91-92-93	114
4.	•Aerick Sanders, 01-02-03-04	105
5.	•Marcelo Correa, 97-98-99-00-01	100
6.	Eddy Gordon, 80-81-82-83	71
7.	Marty Dow, 90-91	68
7.	Rodney Hawkins, 86-87-88	70
9.	Leon Carter, 95-96	58
9.	Marc Carter, 94-95	55
11.	•Randy Holcomb, 01-02	51
11.	Courtie Miller, 90-91-92-93-94	51
13.	Mitch McMullen, 88-89	46
14.	Kevin Betts, 97-98	40
15.	•Marcus Slaughter, 04-05	39
16.	Marcus Banks, 92-93	37
16.	Keith Balzer, 91-92-93	37
18.	•Chris Walton, 01-02-04-05	35
19.	Bery Randle, 93-94-95-96	35
20.	Steve Malovic, 78-79	34
21.	Eddie Morris, 80-81-82-83	32
22.	Roy Krusiswyk, 97-98	31

nr.	•Chris Manker, 03-04-05	18
nr.	•Tommy Johnson, 02-03-04-05	15
nr.	•Mohamed Camara, 05	13

Steals

since 1978-79 season

Rk	Name, Years	Steals
1.	Anthony Watson, 83-84-85-86	192
2.	Chad Nelson, 94-95-96-97	175
3.	Tony Gwynn, 78-79-80-81	141
4.	Eddie Morris, 80-81-82-83	131
5.	Matt Watts, 98-99	126
5.	Michael Best, 89-90	126
5.	Michael Cage, 81-82-83-84	126
8.	•Deandre Moore, 01-02-03	114
9.	Eddy Gordon, 80-81-82-83	111
10.	Creon Dorsey, 85-86	109
11.	•Marcelo Correa, 97-98-99-00-01	102
12.	Jason Richey, 97-98	94
13.	Bobby Owens, 83-84-85-86	92
14.	Arthur Massey, 90-91	84
15.	•David Abramowitz, 99-00-01	81
15.	Kevin Betts, 97-98	81
17.	•Brandon Heath, 04-05	80
17.	•Aerick Sanders, 01-02-03-04	80
19.	Bryan Williams, 88-89	77
20.	Keith Smith, 82-83	76
21.	Jason Hamilton, 93-94	73
22.	Tracy Dildy, 86-87	73

nr.	•Chris Walton, 01-02-04-05	63
nr.	•Marcus Slaughter, 04-05	59
nr.	•Tommy Johnson, 02-03-04-05	49

Games Played

Rk	DI	Name, Years	GP
1.	1.	Leonard Allen, 82-83-84-85	116
2.	2.	•Myron Epps, 99-00-01-02	113
2.	2.	Bery Randle, 93-94-95-96	113
4.	4.	•Marcelo Correa, 97-98-99-00-01	112
4.	4.	Chad Nelson, 94-95-96-97	112
4.	4.	Michael Cage, 81-82-83-84	112
7.	7.	Anthony Watson, 83-84-85-86	110
8.	8.	•Aerick Sanders, 01-02-03-04	109
8.	8.	Mark Delsman, 74-75-76-77	109
10.	10.	Eddy Gordon, 80-81-82-83	107
10.	10.	Tony Gwynn, 78-79-80-81	107
10.	-	Noel Mickelsen, 53-54-55-56	107
12.		Eddie Morris, 80-81-82-83	105
13.		Courtie Miller, 90-91-92-93-94	101
14.		•Chris Walton, 01-02-04-05	100
14.		Joel Kramer, 74-76-77-78	99
16.		Bobby Owens, 83-84-85-86	94
17.		Steve Copp, 73-74-75-76	93
18.		•Tommy Johnson, 02-03-04-05	92
18.		Mike Dodd, 76-77-78-79	91
20.		•Deandre Moore, 01-02-03	88

nr.		•John Sharper, 03-04-05	75
nr.		•Chris Manker, 03-04-05	72

Games Started

since 1978-79

Rk	Name, Years	GS
1.	Michael Cage, 81-82-83-84	112
2.	Leonard Allen, 82-83-84-85	110
3.	Chad Nelson, 94-95-96-97	103
4.	Anthony Watson, 83-84-85-86	93
5.	•Marcelo Correa, 97-98-99-00-01	91
6.	•Myron Epps, 99-00-01-02	81
7.	•Deandre Moore, 01-02-03	73
8.	•Tony Bland, 02-03	62
8.	Joe McNaull, 91-92-93	62
8.	Eddie Morris, 80-81-82-83	62
11.	•Randy Holcomb, 01-02	61
11.	Tony Gwynn, 78-79-80-81	61
11.	Eddy Gordon, 80-81-82-83	61
14.	•Aerick Sanders, 01-02-03-04	60
15.	Rodney Hawkins, 86-87-88	59

16.	•Mike Mackell, 02-03	58
17.	Creon Dorsey, 85-86	57
17.	Courtie Miller, 90-91-92-93-94	57
17.	Chris Walters, 93-94	57
17.	Tony Ross, 87-88-89	57

nr.	•Brandon Heath, 04-05	43
nr.	•Chris Walton, 01-02-04-05	38
nr.	•Marcus Slaughter, 04-05	36
nr.	•Tommy Johnson, 02-03-04-05	20

Consecutive Gms. Started

since 1980-81 season

Rk	Name, Years	Consecutive GS
1.	Michael Cage, 81-82-83-84	112
2.	Chad Nelson, 94-95-96-97	103
3.	Leonard Allen, 82-83-84-85	70
4.	•Randy Holcomb, 01-02	61
5.	•Aerick Sanders, 01-02-03-04	60
6.	•Myron Epps, 99-00-01-02	58
7.	Chris Walters, 93-94	57
7.	Joe McNaull, 91-92-93	57
9.	Kevin Betts, 97-98	55
9.	Anthony Watson, 83-84-85-86	55

nr.	•Marcus Slaughter, 04-05	35

Minutes Played

since 1978-79 season

Rk	Name, Years	Minutes
1.	Michael Cage, 81-82-83-84	4,262
2.	Chad Nelson, 94-95-96-97	3,692
3.	Anthony Watson, 83-84-85-86	3,330
4.	Leonard Allen, 82-83-84-85	3,191
5.	•Myron Epps, 99-00-01-02	2,971
6.	Eddie Morris, 80-81-82-83	2,627
7.	•Marcelo Correa, 97-98-99-00-01	2,594
8.	•Deandre Moore, 01-02-03	2,462
9.	•Aerick Sanders, 01-02-03-04	2,460
10.	Tony Gwynn, 78-79-80-81	+2,422
11.	Tony Ross, 87-88-89	2,402
12.	Eddy Gordon, 80-81-82-83	2,270
13.	•Tony Bland, 02-03	2,182
14.	Joe McNaull, 91-92-93	2,101
15.	•Chris Walton, 01-02-04-05	2,049
16.	Courtie Miller, 90-91-92-93-94	2,005
17.	Bery Randle, 93-94-95-96	1,944
18.	•Randy Holcomb, 01-02	1,930
19.	Rodney Hawkins, 86-87-88	1,880
20.	Jason Richey, 97-98	1,848

nr.	•Brandon Heath, 04-05	1,512
nr.	•Marcus Slaughter, 04	1,380
nr.	•John Sharper, 03-04-05	1,266
nr.	•Tommy Johnson, 02-03-04-05	1,230

Victories

since 1975-76 season

Rk	Name, Years	Wins
1.	Leonard Allen, 82-83-84-85	76
2.	Michael Cage, 81-82-83-84	68
3.	Anthony Watson, 83-84-85-86	63
4.	•Aerick Sanders, 01-02-03-04	61
5.	Eddie Morris, 80-81-82-83	59
6.	Eddy Gordon, 80-81-82-83	58
7.	Tony Gwynn, 78-79-80-81	54
7.	Mike Dodd, 76-77-78-79	54
9.	•Chris Walton, 01-02-04-05	53
9.	Joel Kramer, 74-76-77-78	53
11.	Bobby Owens, 83-84-85-86	52

nr.	•Tommy Johnson, 02-03-04-05	45
nr.	•John Sharper, 03-04-05	37

SDSU Mountain West Conference Records

TEAM RECORDS

Points

Most Points

89 at Colorado State (89-102), Mar. 3, 2003
 89 vs. New Mexico (89-73), Feb. 24, 2003
 87 at Wyoming (87-93), Jan. 29, 2000
 86 at Wyoming (86-73), Mar. 1, 2003
 85 vs. Wyoming (85-88), Jan. 21, 2002

Most Points/Both Teams

191 at Colorado State (89-102), Mar. 3, 2003
 180 at Wyoming (87-93), Jan. 29, 2000
 174 at Colorado State (82-92, 2ot), Jan. 24, 2004
 173 vs. Wyoming (85-88), Jan. 21, 2002
 169 vs. Wyoming (81-88, ot), Jan. 22, 2005

Fewest Points Game

39 at Utah (39-58), Jan. 15, 2001
 43 vs. Air Force (43-57), Jan. 31, 2004
 46 vs. Colorado State (46-74), Feb. 12, 2000
 49 at Air Force (49-61), Mar. 1, 2004
 49 vs. Air Force (49-47), Mar. 2, 2002
 49 at New Mexico (49-78), Feb. 26, 2000

Fewest Points/Both Teams

96 vs. Air Force (49-47), Mar. 2, 2002
 97 at Utah (39-58), Jan. 15, 2001
 100 vs. Air Force (43-57), Jan. 31, 2004
 110 at Air Force (49-61), Mar. 1, 2004
 110 at Air Force (62-48), Feb. 19, 2001
 110 vs. Air Force (67-43), Jan. 20, 2001

Fewest Points Allowed

43 vs. Air Force (67-43), Jan. 20, 2001
 47 vs. Air Force (49-47), Mar. 2, 2002
 48 at Air Force (63-48), Jan. 11, 2003
 48 at Air Force (62-48), Feb. 19, 2001
 53 vs. Air Force (67-53), Feb. 22, 2003
 56 vs. Utah (58-56), Jan. 18, 2003

Most Points Allowed

102 at Colorado State (89-102), Mar. 3, 2003
 101 at Wyoming (66-101), Feb. 3, 2001
 92 at Colorado State (82-92, 2ot), Jan. 24, 2004
 88 vs. Wyoming (85-88), Jan. 21, 2002
 88 vs. Wyoming (81-88, ot), Jan. 22, 2005

Largest Margin of Victory

24 vs. Air Force (67-43), Jan. 20, 2001
 17 vs. UNLV (83-66), Feb. 24, 2001
 16 vs. New Mexico (89-73), Feb. 24, 2003
 15 at Air Force (63-48), Jan. 11, 2003
 14 vs. Air Force (67-53), Feb. 22, 2003
 14 at Air Force (62-48), Feb. 19, 2001

Largest Margin of Defeat

35 at Wyoming (66-101), Feb. 3, 2001
 29 at Brigham Young (50-79), Jan. 13, 2001
 29 at New Mexico (49-78), Feb. 26, 2000
 28 vs. Colorado State (46-74), Feb. 12, 2000
 28 at UNLV (55-83), Jan. 22, 2000

Rebounding

Game

46 at Colorado State (82-92, 2ot), Jan. 24, 2004
 44 at Brigham Young (64-75), Jan. 12, 2002
 44 vs. Wyoming (85-88), Jan. 21, 2002
 43 vs. New Mexico, Feb. 2, 2004
 43 at UNLV (76-83), Feb. 23, 2002
 43 vs. UNLV (83-66), Feb. 24, 2001

Margin

+16 (36-20) at Air Force, Jan. 29, 2005
 +16 (43-27) vs. New Mexico, Feb. 2, 2004
 +16 (39-23) vs. Wyoming, Feb. 3, 2003
 +16 (29-13) at Air Force, Jan. 11, 2003
 +16 (44-28) at Brigham Young, Feb. 12, 2002
 +14 (31-17) vs. Air Force, Feb. 19, 2001

Field Goal Shooting

Most Field Goals

34 vs. New Mexico (89-73), Feb. 24, 2003
 33 vs. Wyoming (85-88), Jan. 21, 2002
 33 at Wyoming (87-93), Jan. 29, 2000
 31 vs. UNLV (83-78), Jan. 17, 2004
 31 at Colorado State (89-102), Mar. 3, 2003
 31 vs. Wyoming (80-70), Feb. 3, 2003
 31 at UNLV (76-83), Feb. 23, 2002

Most Field Goals Attempted

90 at Colorado State (82-92, 2ot), Jan. 24, 2004
 83 vs. Wyoming (85-88), Jan. 21, 2002
 69 vs. Colorado State (89-102), Mar. 3, 2003
 69 vs. Wyoming (81-88, ot), Jan. 22, 2005
 66 at New Mexico (60-72), Feb. 28, 2004
 66 vs. Brigham Young (65-61), Jan. 12, 2004
 66 vs. Wyoming (87-93), Jan. 29, 2000

Highest Field Goal Percentage

61.4 (27-of-44) vs. AFA (67-53), Feb. 22, 2003
 61.0 (25-of-41) vs. CSU (78-73), Mar. 3, 2001
 59.6 (23-of-38) vs. Air Force (67-43), Jan. 20, 2001
 59.6 (28-of-47) at CSU (75-63), Feb. 16, 2002
 57.5 (23-of-40) at AFA (63-48), Jan. 11, 2003

Free Throw Shooting

Most Free Throws Made

26 at Wyoming (86-73), Mar. 1, 2003
 24 vs. Colorado State (78-73), Mar. 3, 2001
 24 vs. Colorado State (81-69), Jan. 19, 2002
 23 vs. Wyoming (74-66), Feb. 21, 2004
 23 vs. UNLV (79-80), Jan. 26, 2002
 23 vs. New Mexico (57-78), Feb. 5, 2000

Most Free Throws Attempted

42 at Wyoming (86-73), Mar. 1, 2003
 34 at New Mexico (78-65), Feb. 2, 2002
 34 vs. UNLV (79-80), Jan. 26, 2002
 33 vs. Colorado State (81-69), Jan. 19, 2002
 33 at New Mexico (54-72), Feb. 17, 2001

Highest Free Throw Percentage

100.0 (12-of-12) at Air Force (63-48), Jan. 11, 2003
 93.8 (15-of-16) vs. BYU (66-69), Feb. 12, 2001
 85.7 (12-of-14) vs. UNM (89-73), Feb. 24, 2003
 82.6 (19-of-23) at BYU (64-75), Jan. 12, 2002
 81.8 (9-of-11) at AFA (49-61), Mar. 1, 2004

Three-Point Shooting

Most Three-Point Field Goals

13 vs. UNLV (25 att.) (83-66), Feb. 24, 2001
 9 vs. Colorado State (84-77), Jan. 24, 2005
 9 vs. New Mexico (89-73), Feb. 24, 2003
 8 at Utah (61-65), Feb. 7, 2004
 8 at Wyoming (86-73), Mar. 1, 2003
 8 vs. New Mexico (84-71), Feb. 28, 2002
 8 at Utah (65-83), Feb. 10, 2000

Most Three-Point Field Goals Attempted

25 vs. UNLV (83-66), Feb. 24, 2001
 24 at Colorado State (89-102), Mar. 3, 2003
 23 at UNLV (65-68), Feb. 17, 2004
 22 vs. Wyoming (81-88, ot), Jan. 22, 2005
 22 at Utah (61-65), Feb. 7, 2004
 22 at Colorado State (82-92, 2ot), Jan. 24, 2004
 22 vs. UNLV (83-78), Jan. 17, 2004

Highest Three-Point FG Percentage

60.0 (3-of-5) vs. Air Force (67-53), Feb. 22, 2003
 54.5 (6-of-11) at CSU (67-75), Jan. 27, 2000
 53.3 (8-of-15) at Wyoming (86-73), Mar. 1, 2003
 52.9 (9-of-17) vs. CSU (84-77), Jan. 24, 2005
 52.0 (13-of-25) vs. UNLV (83-66), Feb. 24, 2001

Other Statistics

Most Assists/Mountain West Game

21 vs. Air Force (67-43), Jan. 20, 2001

Most Steals/Mountain West Game

15 vs. Wyoming (81-88, ot), Jan. 22, 2005

Most Turnovers/Mountain West Game

28 vs. UNLV (79-80), Jan. 26, 2002

Fewest Turnovers/Mountain West Game

7 vs. Colorado State (84-77), Jan. 24, 2005, at Colorado State (82-92, 2ot), Jan. 24, 2004, vs. Brigham Young (65-61), Jan. 12, 2004, vs. Brigham Young (77-73), Feb. 11, 2002 and at New Mexico (78-65), Feb. 2, 2002

Most Blocked Shots/Mountain West Game

11 vs. Wyoming (85-88), Jan. 21, 2002

INDIVIDUAL RECORDS

Points

37, [Brandon Heath at UNLV, Jan. 15, 2005](#)
 32, Myron Epps at Wyoming, Jan. 29, 2000
 31, Evan Burns vs. New Mexico, Feb. 24, 2003
 29, [Brandon Heath vs. Wyoming, Jan. 22, 2005](#)
 28, Tony Bland vs. Air Force, Feb. 22, 2003
 27, Aerick Sanders vs. New Mexico, Feb. 2, 2004
 27, Myron Epps vs. Air Force, Jan. 20, 2000
 26, Brandon Heath at Colorado State, Jan. 24, 2004
 26, Al Faux vs. New Mexico, Feb. 28, 2002
 26, Al Faux vs. Wyoming, Jan. 21, 2002

Field Goals Made

14, Myron Epps at Wyoming, Jan. 29, 2000
 12, Evan Burns vs. New Mexico, Feb. 24, 2003
 12, [Brandon Heath vs. Wyoming, Jan. 22, 2005](#)
 12, [Brandon Heath at UNLV, Jan. 15, 2005](#)
 11 Tony Bland vs. Air Force, Feb. 22, 2003
 11, Randy Holcomb at New Mexico, Feb. 2, 2002

Field Goals Attempted

23, Myron Epps at Wyoming, Jan. 29, 2000
 23, [Brandon Heath vs. Wyoming, Jan. 22, 2005](#)
 21, Brandon Heath at Colorado State, Jan. 24, 2004
 21, Wesley Stokes at Colorado State, Jan. 24, 2004
 20, Aerick Sanders vs. Wyoming, Feb. 21, 2004
 20, Mike Mackell at Utah, Feb. 15, 2003

Field Goal Percentage (Min. 6 FGA)

100.0 (6-6), Mike Mackell vs. CSU, Jan. 19, 2002
 90.9 (10-11), [Chris Walton vs. CSU, Jan. 24, 2005](#)
 90.9 (10-11), Aerick Sanders vs. UNLV, Jan. 17, 2004
 87.5 (7-8), Al Faux at CSU, Feb. 16, 2002
 85.7 (6-7), Evan Burns at AFA, Jan. 11, 2003
 85.7 (6-7), Al Faux vs. CSU, Mar. 3, 2001

Free Throws Made

12, [Brandon Heath at UNLV, Jan. 15, 2005](#)
 11, Mike Mackell at New Mexico, Feb. 2, 2002
 11, Mike Mackell at BYU, Jan. 12, 2002
 10, Tony Bland at Wyoming, Mar. 1, 2003
 9, Wesley Stokes vs. Wyoming, Feb. 21, 2004
 9, Myron Epps vs. New Mexico, Feb. 5, 2000

Free Throws Attempted

15, Tony Bland at CSU, Mar. 3, 2003
 14, Tony Bland at Wyoming, Mar. 1, 2003
 13, Mike Mackell at New Mexico, Feb. 2, 2002
 12, [Brandon Heath at UNLV, Jan. 15, 2005](#)

SDSU Mountain West Conference Records (cont.)

Free Throw Percentage (Min. 6 FTM)

100.0 (12-12), Brandon Heath at UNLV, Jan. 15, 2005
 100.0 (8-8), D. Abramowitz vs. CSU, Mar. 3, 2001
 100.0 (8-8), Marcelo Correa vs. BYU, Feb. 12, 2001
 100.0 (7-7), Al Faux at AFA, Feb. 4, 2002
 100.0 (6-6), Michael Marion vs. AFA, Jan. 20, 2000

Three-Point Field Goals

7, David Abramowitz at Utah, Feb. 10, 2000
 5, Al Faux vs. New Mexico, Feb. 28, 2002
 5, Al Faux vs. Wyoming, Jan. 21, 2002
 5, Al Faux vs. Colorado State, Jan. 19, 2002
 4, Brandon Heath vs. Wyoming, Jan. 22, 2005
 4, Brandon Heath at Utah, Feb. 7, 2004
 4, Evan Burns vs. New Mexico, Feb. 24, 2003
 4, Deandre Moore, at BYU, Feb. 17, 2003
 4, Deandre Moore vs. BYU, Feb. 11, 2002

Three-Point Field Goals Attempted

11, Al Faux vs. New Mexico, Feb. 28, 2002
 10, Brandon Heath at UNLV, Feb. 17, 2004
 10, Brandon Heath vs. Brigham Young, Jan. 12, 2004
 10, Karlo Kovacic at Wyoming, Feb. 3, 2001
 9, Brandon Heath at Utah, Feb. 7, 2004
 9, Al Faux vs. Colorado State, Jan. 19, 2002
 9, David Abramowitz at Utah, Feb. 10, 2000

Three-Pt. Field Goal Pct. (Min. 4 3FGA)

100.0 (4-4), Deandre Moore vs. BYU, Feb. 11, 2002
 77.8 (7-9), David Abramowitz at Utah, Feb. 10, 2000
 75.0 (3-4), Chris Manker at UNLV, Jan. 15, 2005
 75.0 (3-4), Jim Roban vs. UNLV, Feb. 24, 2001
 75.0 (3-4), Karlo Kovacic vs. UNLV, Feb. 24, 2001
 75.0 (3-4), Deandre Moore vs. UNLV, Feb. 24, 2001
 75.0 (3-4), Jeffrey Berokoff at UNM, Feb. 26, 2000
 75.0 (3-4), David Abramowitz vs. UNM, Feb. 5, 2000

Rebounds

16, Aerick Sanders vs. Wyoming, Feb. 21, 2004
 16, Aerick Sanders at Colorado State, Jan. 24, 2004
 15, Marcus Slaughter at Air Force, Jan. 29, 2005
 15, Marcus Slaughter at UNLV, Feb. 17, 2004
 14, Aerick Sanders vs. Wyoming, Feb. 3, 2003
 14, Randy Holcomb at UNLV, Feb. 23, 2002

Assists

11, Deandre Moore vs. Wyoming, Mar. 1, 2001
 8, Deandre Moore vs. Air Force, Jan. 20, 2001
 7, Brandon Heath vs. Colorado State, Jan. 24, 2005
 7, Wesley Stokes at New Mexico, Feb. 28, 2004
 7, Wesley Stokes at UNLV, Feb. 17, 2004
 7, Wesley Stokes at Colorado State, Jan. 24, 2004
 7, Wesley Stokes vs. UNLV, Jan. 17, 2004
 7, Wesley Stokes vs. Brigham Young, Jan. 12, 2004
 7, Deandre Moore vs. Colorado State, Feb. 5, 2001

Steals

7, Deandre Moore vs. Colorado State, Feb. 1, 2003
 5, Marcus Slaughter at New Mexico, Feb. 28, 2004
 4, Wesley Stokes vs. Utah, Mar. 6, 2004
 4, Aerick Sanders vs. Wyoming, Feb. 21, 2004
 4, Brandon Heath at Colorado State, Jan. 24, 2004
 4, Tony Bland at Wyoming, Feb. 18, 2002
 4, Deandre Moore vs. Colorado State, Jan. 19, 2002
 4, Deandre Moore vs. Wyoming, Mar. 1, 2001
 4, Jeffrey Berokoff at BYU, Mar. 4, 2000

Blocked Shots

4, Chris Walton vs. New Mexico, Feb. 28, 2002
 4, Aerick Sanders vs. UNLV, Jan. 26, 2002

Air Force

	Pre WAC	WAC	WAC Tourney	MWC	MWC Tourney	NCAA Tourney	Total	Streak
at San Diego, Calif.	1-0	15-3	-	3-2	-	-	19-5	Lost 1
Cox Arena		1-0		3-2			4-2	
at USAFA, Colo.	-	12-6	-	2-4	-	-	14-10	Lost 2
Clune Arena		12-6		2-4			14-10	
at Neutral Sites	-	-	2-1	-	-	-	2-1	Won 2
TOTALS	1-0	27-9	2-1	5-6	-	-	35-16	Lost 3

BYU

	Pre WAC	WAC	WAC Tourney	MWC	MWC Tourney	NCAA Tourney	Total	Streak
at San Diego, Calif.	3-0	8-12	-	2-3	-	-	13-15	Won 1
Cox Arena		0-2		2-3			2-5	
at Provo, Utah	0-0	2-18	-	1-5	-	-	3-23	Won 1
Marriott Center		2-18		1-5			3-23	
at Neutral Sites	-	-	-	-	1-0	-	1-0	Won 1
TOTALS	3-0	10-30	-	3-8	1-0	-	17-38	Won 1

Colorado St.

	Pre WAC	WAC	WAC Tourney	MWC	MWC Tourney	NCAA Tourney	Total	Streak
at San Diego, Calif.	0-1	10-9	-	4-2	-	-	16-12	Won 2
Cox Arena		-		4-2			4-2	
at Fort Collins, Colo.	-	2-17	-	1-4	-	-	3-21	Lost 2
Moby Arena		2-17		1-4			3-21	
at Neutral Sites	-	-	-	-	-	-	-	
TOTALS	0-1	12-26	-	5-6	-	-	19-33	Won 2

New Mexico

	Pre WAC	WAC	WAC Tourney	MWC	MWC Tourney	NCAA Tourney	Total	Streak
at San Diego, Calif.	1-0	12-7	-	3-2	-	-	16-9	Won 3
Cox Arena		0-1		3-2			3-3	
at Albuquerque, N.M.	0-1	3-16	0-1	1-4	-	-	4-22	Lost 2
The Pit/Bob King Court	0-1	3-16	0-1	1-4			4-22	
at Neutral Sites	-	-	1-1	-	-	-	1-1	Lost 1
TOTALS	1-1	15-23	1-2	4-6	-	-	21-32	Lost 1

UNLV

	Pre WAC	WAC	WAC Tourney	MWC	MWC Tourney	NCAA Tourney	Total	Streak
at San Diego, Calif.	3-5	0-1	-	2-3	-	-	5-9	Won 1
Cox Arena		-		2-3			2-3	
at Las Vegas, Nev.	1-8	0-1	-	1-5	1-2	-	3-16	Won 1
Thomas & Mack Center	0-2	0-1		1-5	1-2		2-10	
at Neutral Sites	-	-	-	-	-	0-2	0-2	Lost 2
TOTALS	4-13	0-2	-	3-8	1-2	0-2	8-27	Won 1

Utah

	Pre WAC	WAC	WAC Tourney	MWC	MWC Tourney	NCAA Tourney	Total	Streak
at San Diego, Calif.	-	6-13	-	1-4	-	-	7-17	Lost 1
Cox Arena		0-1		1-4			1-5	
at Salt Lake City, Utah	0-1	1-18	0-2	0-5	-	-	1-26	Lost 22
Huntsman Center	0-1	1-18	0-1	0-5			1-25	
at Neutral Sites	-	-	1-1	-	0-1	-	1-4	Lost 3
TOTALS	0-1	7-31	1-3	1-9	0-1	-	9-46	Lost 4

Wyoming

	Pre WAC	WAC	WAC Tourney	MWC	MWC Tourney	NCAA Tourney	Total	Streak
at San Diego, Calif.	-	13-6	-	2-4	-	-	15-10	Lost 1
Cox Arena		-		2-4			2-4	
at Laramie, Wyo.	-	2-17	-	2-3	-	-	4-20	Lost 1
Arena-Auditorium		2-13		2-3			4-16	
at Neutral Sites	-	-	3-1	-	1-1	-	4-2	Won 1
TOTALS	-	15-23	3-1	4-7	1-1	-	23-32	Lost 1

Cox Arena Records

Single-Game Attendance

Rk.	Att.	Day	Opponent	Date	Result
1.	12,414 (c)	Mon.	(23/21) Texas Tech	Jan. 6, 2003	L, 63-75
	12,414 (c)	Sat.	(1/1) Arizona	Dec. 7, 2002	L, 81-89
3.	11,764	Sat.	UNLV*	Jan. 26, 2002	L, 79-80 (ot)
4.	11,334	Sat.	Fresno State*	Jan. 31, 1998	L, 94-97
5.	11,027	Sat.	Air Force*	Jan. 31, 2004	L, 43-57
6.	10,293	Mon.	Brigham Young*	Jan. 17, 2004	W, 65-61
7.	▶ 8,978	Sat.	California (SLAM)	Dec. 11, 2004	L, 57-60
8.	8,554	Sat.	Colorado State*	Feb. 1, 2003	L, 69-72
9.	8,497	Mon.	Brigham Young*	Jan. 20, 2003	L, 69-80
10.	8,438	Sat.	(21/16) Fresno State	Dec. 8, 2001	W, 93-78
11.	8,198	Sat.	Wyoming*	Feb. 21, 2004	W, 74-66
12.	8,186	Sat.	San Diego	Dec. 9, 2000	L, 52-55
13.	8,178	Sat.	UNLV* (D)	Jan. 17, 2004	W, 83-78
14.	8,139	Sat.	Utah* (D)	Mar. 6, 2004	L, 53-66
15.	8,078	Wed.	San Diego	Jan. 8, 2003	W, 78-72
16.	7,575	Tues.	UNLV*	Feb. 11, 2003	L, 64-79
17.	▶ 7,295	Mon.	Colorado State*	Jan. 24, 2005	W, 84-77
18.	7,232	Sat.	Utah* (D)	Feb. 9, 2002	L, 53-70
19.	7,164	Sat.	Utah*	Feb. 10, 2001	L, 63-76
20.	▶ 7,144	Sat.	Wyoming*	Jan. 22, 2005	L, 81-88 (ot)
21.	7,128	Sat.	Iowa State	Jan. 3, 2004	W, 86-76
22.	7,102	Sat.	Utah* (D)	Jan. 18, 2003	W, 58-56
23.	6,967	Sat.	Air Force*	Mar. 2, 2002	W, 49-47
24.	6,950	Sat.	Air Force*	Feb. 22, 2003	W, 67-53
25.	6,739	Mon.	New Mexico*	Jan. 8, 2001	L, 67-75
26.	6,553	Sat.	Colorado State*	Jan. 19, 2002	W, 81-69
27.	6,410	Mon.	Colorado State*	Feb. 23, 2004	W, 72-64
28.	▶ 6,191	Fri.	UC Santa Barbara (so)	Nov. 19, 2004	L, 72-80 (ot)
29.	6,184	Mon.	Wyoming*	Feb. 3, 2003	W, 80-70
30.	6,183	Sat.	E. Washington (so)	Nov. 23, 2002	L, 70-75

Opponent Associated Press national ranking at game time left of team name. so – Indicates season opener. D - Indicates day game. * – Indicates conference game. SLAM - Indicates San Diego SLAM.

Single-Season Attendance

Year	Gms.	Record	Total	Average	Conf. Average
1997-98	14	7 - 7	60,363	4,312	
1998-99	15	4 - 11	47,035	3,136	
1999-00	15	5 - 10	39,266	2,618	3,171
2000-01	17	12 - 5	77,104	4,528	5,538
2001-02	15	12 - 3	92,475	6,165	7,197
2002-03	17	11 - 6	121,926	7,172	7,283
2003-04	15	11 - 4	100,513	6,701	8,305
2004-05	11	6 - 5	61,075	5,552	7,219
Cox Totals	119	68 - 51	599,757	5,039	

vs. All Opponents

Opponent	W	L	Streak	Last	Opponent	W	L	Streak	Last
Air Force	4	2	Lost 1	J.31.04	Oregon	1	0	Won 1	D.2.97
Arizona	0	1	Lost 1	D.7.02	Pacific	1	0	Won 1	J.2.99
Arizona State	1	0	Won 1	D.16.00	Portland	1	0	Won 1	D.31.03
Arkansas State	0	1	Lost 1	D.27.98	Providence	0	1	Lost 1	D.31.04
Ball State	0	1	Lost 1	D.27.99	Rice	1	0	Won 1	F.21.98
Brigham Young	2	5	Won 1	J.12.04	Saint Mary's	0	1	Lost 1	D.14.04
Cal Poly	1	0	Won 1	D.18.03	San Diego	2	2	Won 2	D.1.04
Cal State Fullerton	1	1	Won 1	D.21.04	San Jose State	2	0	Won 2	F.27.99
Cal State Northridge	1	0	Won 1	D.1.01	South Carolina State	1	0	Won 1	D.16.99
Cal State Sacramento	1	0	Won 1	D.2.00	South Dakota State	1	0	Won 1	J.3.05
California	0	1	Lost 1	D.11.04	Southern California	0	2	Lost 2	D.20.99
Colorado State	4	2	Won 2	J.24.05	So. Calif. College	2	0	Won 2	D.2.98
Columbia	1	0	Won 1	D.31.01	Southern Methodist	0	1	Lost 1	J.15.98
Eastern Washington	2	1	Won 1	D.20.03	Southwest Texas	1	0	Won 1	N.26.97
Florida Atlantic	2	0	Won 2	D.28.02	Stanford	0	1	Lost 1	D.16.97
Fresno State	1	2	Won 1	D.8.01	Texas A&M-CC	1	0	Won 1	J.4.01
Hawai'i	3	0	Won 3	D.14.02	Texas Christian	0	1	Lost 1	J.17.98
High Point	1	0	Won 1	J.2.00	Texas-El Paso	0	1	Lost 1	F.6.99
Houston	1	0	Won 1	J.29.02	Texas Tech	0	1	Lost 1	J.6.03
IPFW	2	0	Won 2	D.30.02	Troy State	0	1	Lost 1	N.30.03
Iowa State	1	0	Won 1	J.3.04	Tulsa	0	1	Lost 1	F.19.98
Long Beach State	1	1	Won 1	N.21.03	UC Riverside	1	0	Won 1	N.24.99
Loyola Marymount	2	0	Won 2	J.3.03	UC San Diego	5	0	Won 5	N.27.04
Monmouth	1	0	Won 1	N.22.04	UC Santa Barbara	2	1	Lost 1	N.19.04
Morgan State	1	0	Won 1	D.18.00	UNLV	2	3	Won 1	J.17.04
New Mexico	3	3	Won 3	F.2.04	Utah	1	5	Lost 1	M.6.04
New Mexico State	1	1	Won 1	N.21.00	Utah State	0	1	Lost 1	N.24.98
Nevada	0	1	Lost 1	N.14.98	Washington	0	1	Lost 1	D.27.03
Norfolk State	2	0	Won 2	N.21.01	Wyoming	2	4	Lost 1	J.22.05
Oklahoma State	1	0	Won 1	D.30.00					

TEAM RECORDS

Points

Most Points

- 103 vs. Southern Cal Col. (103-49), Dec. 2, 1998
- 98 vs. UC San Diego (98-53), Nov. 27, 2001
- 93 vs. Fresno State (93-78), Dec. 8, 2001
- 94 vs. Fresno State (94-97), Jan. 31, 1998
- 91 vs. Florida Atlantic (91-75), Dec. 28, 2002
- ▶ Opp: 105 by TCU (61-105), Jan. 17, 1998
- NCAA: 89 by Stanford (89-60 UNCG), Mar. 15, 2001

Most Points/Both Teams

- ▶ 191 vs. Fresno State (94-97), Jan. 31, 1998
- 179 vs. Fresno State (84-95), Dec. 25, 1999
- 177 vs. Troy State (84-93), Nov. 30, 2003
- 173 vs. Washington (81-92), Dec. 27, 2003
- 173 vs. Wyoming (85-88), Jan. 21, 2002
- NCAA: 173 by Stanford (90)/St. Joseph's (83), Mar. 17, 2001

Fewest Points Game

- ▶ 42 vs. Stanford (42-63), Dec. 16, 1997
- 43 vs. Air Force (43-57), Jan. 31, 2004
- 46 vs. Colorado State (46-74), Feb. 12, 2000
- 49 vs. Air Force (49-47), Mar. 2, 2002
- 50 vs. BYU (50-72), Feb. 2, 2000
- Opp: 43 by Air Force (67-43), Jan. 20, 2001
- NCAA: 43 by Kent State (Cincinnati 66-43), Mar. 17, 2001

Fewest Points/Both Teams

- ▶ 96 vs. Air Force (49-47), Mar. 2, 2002
- 100 vs. Air Force (43-57), Jan. 31, 2004
- 103 vs. USD (52-51), Dec. 19, 1998
- 105 vs. Stanford(42-63), Dec. 16, 1997
- 107 vs. USD (55-52), Dec. 9, 2000
- NCAA: 109 by Cincinnati (66)/Kent State (43), Mar. 17, 2001

Fewest Points Allowed

- 43 vs. Air Force (67-43), Jan. 20, 2001

By Conference

Atlantic Sun	2	1	Lost 1	N.30.03
Big East	0	1	Lost 1	D.31.04
Big Sky	3	1	Won 1	D.20.03
Big South	1	0	Won 1	J.2.00
Big 12	2	1	Won 1	J.3.04
Big West	8	4	Won 1	D.21.04
Conference USA	1	1	Won 1	J.29.02
Independents	4	0	Won 4	J.3.05
Ivy	1	0	Won 1	D.31.01
Mid-American	0	1	Lost 1	D.27.99
Mid-Eastern Athletic	4	0	Won 4	N.21.01
Mountain West	18	24	Won 1	J.24.05
Northeast	1	0	Won 1	N.22.04
Pac-10	2	6	Lost 3	D.11.04
Southland	1	0	Won 1	N.26.97
Sun Belt	1	2	Won 1	N.21.00
West Coast	5	3	Lost 1	D.14.04
Western Athletic	7	6	Won 3	D.12.02
Division II	5	0	Won 5	N.27.04
NAIA	2	0	Won 2	D.2.98

By Time Zone

Eastern	11	3	Lost 1	D.31.04
Central	7	5	Won 2	J.3.05
Mountain	18	25	Won 1	J.24.05
Pacific	29	18	Won 1	D.21.04
Hawaii	3	0	Won 3	D.14.02

Cox Arena Records (cont.)

- 44 vs. Long Beach State (74-44), Nov. 21, 2003
- 47 vs. Air Force (49-47), Mar. 2, 2002
- 48 vs. UC San Diego (80-48), Nov. 18, 2000
- 49 vs. South Dakota State (64-49), Jan. 3, 2005
- 49 vs. Hawaii (60-49), Dec. 14, 2002
- 49 vs. Southern Cal Col (103-49), Dec. 2, 1998
- ▶ Opp: 42 by Stanford (42-63), Dec. 16, 1997
- NCAA: 43 by Cincinnati (66-43 Kent State), Mar. 17, 2001

Most Points Allowed

- ▶ 105 vs. TCU (61-105), Jan. 17, 1998
- 97 vs. Fresno State (94-97), Jan. 31, 1998
- 95 vs. Fresno State (84-95), Feb. 25, 1999
- 92 vs. Washington (81-92), Dec. 27, 2003
- 89 vs. Arizona (81-89), Dec. 7, 2002
- Opp: 103 by Southern Cal. College (103-49), Jan. 17, 1998
- NCAA: 89 by UNCG (Stanford 89-60), Mar. 15, 2001

Largest Margin of Victory

- ▶ 54 vs. Southern Cal Col (103-49), Dec. 2, 1998
- 45 vs. UC San Diego (98-53), Nov. 27, 2001
- 35 vs. UC San Diego (86-51), Nov. 27, 2004
- 33 vs. Florida Atlantic (90-57), Nov. 30, 2000
- 32 vs. UC San Diego (80-48), Nov. 18, 2000
- 30 vs. Long Beach State (74-44), Nov. 21, 2003
- 30 vs. UC San Diego (87-57), Dec. 2, 2002
- Opp: 44 by TCU (61-105), Jan. 17, 1998
- NCAA: 29 by Stanford (89-60 UNCG), Mar. 15, 2001

Largest Margin of Defeat

- 44 vs. TCU (61-105), Jan. 17, 1998
- 33 vs. USC (54-87), Dec. 20, 1999
- 28 vs. Colorado State (46-74), Feb. 12, 2000
- 26 vs. Utah (53-79), Jan. 16, 1999
- 25 vs. New Mexico (60-85), Feb. 8, 1999

Rebounding

Game

- 49 vs. Florida Atlantic, Nov. 30, 2000
- 46 vs. UC San Diego, Dec. 6, 2003
- 46 vs. IPFW, Jan. 2, 2002
- 45 vs. Cal State Fullerton, Dec. 21, 2004
- 45 vs. Cal Poly, Dec. 18, 2003
- 45 vs. CS Northridge, Dec. 1, 2001
- ▶ Opp: 50 by San Diego (52-55), Dec. 9, 2000
- NCAA: 42 by Cincinnati (66-43 Kent State), Mar. 17, 2001

Margin

- ▶ +21 (41-20) vs. Monmouth, Nov. 22, 2004
- ▶ +21 (46-25) vs. UC San Diego, Dec. 6, 2003
- ▶ +21 (45-24) vs. CS Northridge, Dec. 1, 2001
- +20 (44-24) vs. So. Calif. College, Dec. 2, 1998
- +17 (44-27) vs. Portland, Dec. 31, 2003
- +17 (44-27) vs. UCSD, Dec. 2, 2002
- ▶ Opp: +21 (22-43) by Hawai'i (78-72), Feb. 20, 1999
- ▶ NCAA: +21 (42-21) by Cincinnati (66-43 Kent State), Mar. 17, 2001

Field Goal Shooting

Most Field Goals

- 40 vs. UC San Diego, Nov. 27, 2001
- 38 vs. Southern California College, Dec. 2, 1998
- 37 vs. Cal Poly, Dec. 18, 2003
- 36 vs. Fresno State, Jan. 31, 1998
- 34 vs. New Mexico, Feb. 24, 2003
- 34 vs. Eastern Washington, Dec. 20, 2001
- ▶ Opp: 41 by TCU (61-105), Jan. 17, 1998
- NCAA: 31 by St. Joseph's (Stanford 90-83), March 17, 2001 and by Kent State (77-73

Indiana), March 15, 2001

Most Field Goals Attempted

- ▶ 83 vs. Wyoming, Jan. 21, 2002
- 75 vs. Cal Poly, Dec. 18, 2003
- 73 vs. Arizona, Dec. 7, 2002
- 70 vs. Norfolk State, Nov. 21, 2002
- 70 vs. Nevada, Nov. 14, 1998
- Opp: 75 by TCU (61-105), Jan. 17, 1998
- NCAA: 66 by Kent State (77-73 Indiana), March 15, 2001

Highest Field Goal Percentage

- ▶ 67.8 (40-of-59) vs. UC San Diego, Nov. 27, 2001
- 64.0 (32-of-50) vs. Oklahoma State, Dec. 30, 2000
- 62.3 (38-of-61) vs. Southern Cal Col, Dec. 2, 1998
- 61.4 (27-of-44) vs. Air Force, Feb. 22, 2003
- 61.0 (25-of-41) vs. Colorado State, Mar. 3, 2001
- Opp: 57.9 (20-of-38) by San Diego (51-52), Dec. 19, 1998
- NCAA: 57.4 (31-of-54) by St. Joseph's (Stanford 90-83), Mar. 17, 2001

Free Throw Shooting

Most Free Throws Made

- ▶ 33 vs. CS Northridge, Dec. 1, 2001
- 33 vs. Rice, Dec. 21, 1998
- 27 vs. IPFW, Jan. 2, 2002
- 26 vs. Florida Atlantic, Nov. 30, 2000
- 25 vs. Saint Mary's, Dec. 14, 2004
- 25 vs. Loyola Marymount, Jan. 3, 2003
- Opp: 26 by Brigham Young (69-80), Jan. 20, 2003
- NCAA: 31 by Stanford (90-83 St. Joseph's), March 17, 2001

Most Free Throws Attempted

- ▶ 44 vs. CS Northridge, Dec. 1, 2001
- 39 vs. IPFW, Jan. 2, 2002
- 39 vs. Florida Atlantic, Dec. 28, 2002
- 39 vs. Rice, Feb. 21, 1998
- 37 vs. Saint Mary's, Dec. 14, 2004
- 37 vs. Florida Atlantic, Nov. 30, 2000
- Opp: 34 by Brigham Young (69-80), Jan. 20, 2003
- NCAA: 37 by Stanford (90-83 St. Joseph's), March 17, 2001

Highest Free Throw Percentage

- 93.8 (15-of-16) vs. BYU, Feb. 12, 2001
- 90.0 (9-of-10) vs. High Point, Jan. 2, 2000
- 86.7 (13-of-15) vs. Houston, Jan. 29, 2002
- 86.7 (13-of-15) vs. BYU, Nov. 14, 1997
- 85.7 (12-of-14) vs. UNM, Feb. 24, 2003
- ▶ Opp: 95.0 (19-of-20) by Brigham Young (66-69), Feb. 12, 2001
- NCAA: 83.8 (31-of-37) by Stanford (90-83 St. Joseph's), March 17, 2001

Three-Point Field Goals

Most Three-Point Field Goals

- 16 vs. UC San Diego, Dec. 2, 2002
- 13 vs. UNLV, Feb. 24, 2001
- 13 vs. Oklahoma State, Dec. 30, 2000
- 11 vs. Norfolk State, Nov. 21, 2001
- 11 vs. Southwest Texas, Nov. 26, 1997
- ▶ Opp: 19 by Troy State (93-84), Nov. 30, 2003
- NCAA: 11 by Cincinnati (84-59 Brigham Young), Mar. 15, 2001

Most Three-Point Field Goals Attempted

- 33 vs. UC San Diego, Dec. 2, 2002
- 28 vs. Long Beach State, Nov. 21, 2003
- 27 vs. Norfolk State, Nov. 21, 2001
- 27 vs. Fresno State, Jan. 31, 1998

27 vs. BYU, Nov. 14, 1997

- ▶ Opp: 40 by Troy State (93-84), Nov. 30, 2003
- NCAA: 23 by St. Joseph's (66-62 Georgia Tech), Mar. 15, 2001

Highest Three-Point FG Percentage

- ▶ 61.9 (13-of-21) vs. Oklahoma State, Dec. 30, 2000
- 60.0 (3-of-5) vs. Air Force, Feb. 22, 2003
- 56.3 (9-of-16) vs. Southern Cal Col, Dec. 2, 1998
- 52.9 (9-of-17) vs. Houston, Jan. 29, 2002
- 52.9 (9-of-17) vs. Colorado State, Jan. 24, 2005
- 52.4 (11-of-21) vs. Southwest Texas, Nov. 26, 1997
- Opp: 61.5 (8-of-13) by UNLV (64-79), Feb. 11, 2003
- NCAA: 57.9 (11-of-19) by Cincinnati (84-59 Brigham Young), Mar. 15, 2001

Other Statistics

Most Assists

- ▶ 26 vs. UC San Diego, Nov. 27, 2001
- Opp: 24 by Washington, Dec. 27, 2003
- NCAA: 19 by St. Joseph's (66-62 Georgia Tech), March 15, 2001

Most Steals

- 16 vs. Southern California College, Dec. 2, 1998
- ▶ Opp: 17 by USC, Dec. 20, 1999
- NCAA: 12 by Kent State (Cincinnati 66-43), March 17, 2001

Most Turnovers

- 28 vs. UNLV, Jan. 26, 2002
- ▶ Opp: 29 by Hawai'i, Feb. 20, 1999
- NCAA: 22 by UNCG (Stanford 89-60), March 15, 2001

Fewest Turnovers

- ▶ 7 vs. Colorado State (84-77), Jan. 24, 2005, vs. Brigham Young (65-61), Jan. 12, 2004, 7 vs. Iowa State (86-76), Jan. 3, 2004 and Brigham Young (77-73), Feb. 11, 2002
- Opp: 9 - three times (last: Utah, Jan. 18, 2003)
- NCAA: 9 by Kent State (Cincinnati 66-43), March 17, 2001

Most Blocked Shots

- ▶ 11 vs. Wyoming (85-88), Jan. 21, 2002
- ▶ Opp: 11 by Colorado State, Feb. 1, 2003
- NCAA: 6 - two times

INDIVIDUAL RECORDS

Points

- 34, Aerick Sanders vs. Portland, Dec. 31, 2003
- 33, Tony Bland vs. Houston, Jan. 29, 2002
- 31, Evan Burns vs. New Mexico, Feb. 24, 2003
- 29, Brandon Heath vs. Wyoming, Jan. 22, 2005
- 29, Tony Bland vs. LMU, Jan. 3, 2003
- 28, Tony Bland vs. Air Force, Feb. 22, 2003
- 28, Al Faux vs. Oklahoma State, Dec. 30, 2000
- ▶ Opp: 43, Ruben Douglas, New Mexico, Feb. 24, 2003
- NCAA: 37, Marvin O'Connor, St. Joseph's vs. Stanford, Mar. 17, 2001

Field Goals Made

- 13, Aerick Sanders vs. Portland, Dec. 31, 2003
- 12, Brandon Heath vs. Wyoming, Jan. 22, 2005
- 12, Evan Burns vs. New Mexico, Feb. 24, 2003
- 12, Tony Bland vs. Houston, Jan. 29, 2002
- 11, Aerick Sanders vs. EWU, Dec. 20, 2003
- 11, Tony Bland vs. Air Force, Feb. 22, 2003
- 11, Myron Epps vs. Air Force, Jan. 20, 2000

Cox Arena Records (cont.)

- 11, Matt Watts vs. Nevada, Nov. 14, 1998
 ▶ Opp.: 15, Courtney Alexander, Fresno State, Feb. 25, 1999
 ▶ NCAA: 15, Marvin O'Connor, St. Joseph's vs. Stanford, Mar. 17, 2001

Field Goals Attempted

- 24, Randy Holcomb vs. Fla. Atlantic, Nov. 30, 2000
23, Brandon Heath vs. Wyoming, Jan. 22, 2005
22, Brandon Heath vs. UCSB, Nov. 19, 2004
 22, Randy Holcomb vs. ASU, Dec. 16, 2000
 22, Matt Watts vs. USC, Nov. 29, 1997
 21, Tony Bland vs. Arizona, Dec. 7, 2002
 20, Aerick Sanders vs. Wyoming, Feb. 21, 2004
 20, Aerick Sanders vs. Portland, Dec. 31, 2003
 20, Al Faux vs. Wyoming, Jan. 21, 2002
 20, Matt Watts vs. USD, Dec. 19, 1998
 ▶ Opp.: 26, Ruben Douglas, New Mexico, Feb. 24, 2003
NCAA: 21, Kirk Haston, Indiana vs. Kent State, Mar. 15, 2001

Field Goal Percentage (Min 6 FGM)

- ▶ 100.0 (11-11), Aerick Sanders vs. EWU, Dec. 20, 2003
 100.0 (6-6), Mike Mackell vs. CSU, Jan. 19, 2002
90.9 (10-11), Chris Walton vs. CSU, Jan. 24, 2005
 90.9 (10-11), Aerick Sanders vs. UNLV, Jan. 17, 2004
 90.0 (9-10), Aerick Sanders vs. Cal Poly, Dec. 18, 2003
 90.0 (9-10), Al Faux vs. Oklahoma St., Dec. 30, 2000
 85.7 (6-7), Mike Mackell vs. Arizona, Dec. 7, 2002
 85.7 (6-7), Al Faux vs. CSU, Mar. 3, 2001
 85.7 (6-7), Al Faux vs. Sacramento St, Dec. 2, 2000
Opp.: 100.0 (8-8), Nate Althoff, Utah, Jan. 10, 2000
NCAA: 88.9 (8-9), Jamaal Davis, Cincinnati vs. Kent State, Mar. 17, 2001

Free Throws Made

- 12, Marcus Slaughter vs. UCSB, Nov. 19, 2004
10, Marcus Slaughter vs. Monmouth, Nov. 22, 2004
 10, Kevin Betts vs. San Jose State, Jan. 29, 1998
9, Brandon Heath vs. Saint Mary's, Dec. 14, 2004
9, Marcus Slaughter vs. Saint Mary's, Dec. 14, 2004
 9, Wesley Stokes vs. Wyoming, Feb. 21, 2004
 9, Al Faux vs. CS Northridge, Dec. 1, 2001
 9, Myron Epps vs. New Mexico, Feb. 5, 2000
 ▶ Opp.: 15, Ruben Douglas, New Mexico, Feb. 24, 2003
NCAA: 9, Jarron Collins, Stanford vs. St. Joseph's, Mar. 17, 2001

Free Throws Attempted

- 14, Marcus Slaughter vs. Saint Mary's, Dec. 14, 2004
14, Marcus Slaughter vs. Monmouth, Nov. 22, 2004
14, Marcus Slaughter vs. UCSB, Nov. 19, 2004
 14, Tony Bland vs. San Diego, Jan. 8, 2003
 14, Vincent Okotie vs. Long Beach St., Nov. 28, 1998
 12, Wesley Stokes vs. Wyoming, Feb. 21, 2004
 12, Myron Epps vs. Wyoming, Feb. 19, 2000
 ▶ Opp.: 16, Ruben Douglas, New Mexico, Feb. 24, 2003
NCAA: 10 - three times

Free Throw Percentage (Min 6 FTM)

- ▶ 1.000 (8-8), B. Heath vs. Monmouth, Nov. 22, 2004
 ▶ 100.0 (8-8), D. Abramowitz vs. CSU, Mar. 3, 2001
 ▶ 100.0 (8-8), Marcelo Correa vs. BYU, Feb. 12, 2001
 ▶ 100.0 (8-8), Josko Visnjic vs. USC, Nov. 29, 1997
1.000 (6-6), Brandon Heath vs. Prov., Dec. 31, 2004
1.000 (6-6), Marcus Slaughter vs. Prov., Dec. 31, 2004
 100.0 (6-6), Aerick Sanders vs. LMU, Jan. 3, 2003

- 100.0 (6-6), Tony Bland vs. Houston, Jan. 29, 2002
 100.0 (6-6), Tony Bland vs. UCSD, Nov. 27, 2001
 100.0 (6-6), Michael Marion vs. AFA, Jan. 20, 2000
 100.0 (6-6), Marcelo Correa vs. Florida Atlantic, Nov. 30, 2000
 ▶ Opp.: 100.0 (8-8), Nick Valdez, Texas Tech, Jan. 6, 2003
NCAA: 100.0 (7-7), Tony Akins, Georgia Tech vs. St. Joseph's, March 15, 2001

Three-Point Field Goals Made

- ▶ 7, Al Faux vs. Oklahoma State, Dec. 30, 2000
 6, Steve Sir vs. UC San Diego, Dec. 2, 2002
 6, Jason Richey vs. SMU, Jan. 15, 1998
 6, Josko Visnjic vs. Southwest Texas, Nov. 26, 1997
 ▶ Opp.: 7, Bobby Brown, Cal State Fullerton, Dec. 21, 2004; Jermaine Lewis, UNLV, Feb. 11, 2003 and Adam Spanich, USC, Nov. 29, 1997
NCAA: 5, Marvin O'Connor, St. Joseph's vs. Stanford, March 17, 2001

Three-Point Field Goals Attempted

- 14, Jason Richey vs. BYU, Nov. 14, 1997
 13, Josko Visnjic vs. Fresno State, Jan. 31, 1998
 11, Al Faux vs. New Mexico, Feb. 28, 2002
 11, Jason Richey vs. SMU, Jan. 15, 1998
 ▶ Opp.: 16, Damon Jackson, Fresno State, Dec. 8, 2001
NCAA: 10, Marvin O'Connor, St. Joseph's vs. Stanford, March 17, 2001

Three-Point Field Goal Percentage (Min 4 3FGA)

- ▶ 100.0 (4-4), Deandre Moore vs. BYU, Feb. 11, 2002
 87.5 (7-8), Al Faux vs. Oklahoma St, Dec. 30, 2000
 83.3 (5-6), David Abramowitz vs. SCC, Dec. 2, 1998
75.0 (3-4), John Sharper vs. UCSD, Nov. 27, 2004
 75.0 (3-4), John Sharper vs. Cal Poly, Dec. 18, 2003
 75.0 (3-4), Jim Roban vs. UNLV, Feb. 24, 2001
 75.0 (3-4), Karlo Kovacic vs. UNLV, Feb. 24, 2001
 75.0 (3-4), Deandre Moore vs. UNLV, Feb. 24, 2001
 75.0 (3-4), David Abramowitz vs. UNM, Feb. 5, 2000
Opp.: 80.0 (4-5), Josh Davis, UCSB, Nov. 19, 2004
NCAA: 80.0 (4-5), Jay Joseph, UNCG vs. Stanford, Mar. 15, 2001

Rebounds

- 16, Aerick Sanders vs. Wyoming, Feb. 21, 2004
 15, Aerick Sanders vs. Troy State, Nov. 30, 2003
 15, Roy Kruiswyk vs. Hawaii, Jan. 10, 1997
 14, Aerick Sanders vs. Portland, Dec. 31, 2003
 14, Aerick Sanders vs. Wyoming, Feb. 3, 2003
 ▶ Opp.: 17, Uche Nsonwu-Amadi, Wyoming, Jan. 21, 2002
NCAA: 12, Alvin Jones, Georgia Tech vs. St. Joseph's, Mar. 15, 2001

Assists

- 11, Deandre Moore vs. Wyoming, Mar. 1, 2001
 11, Deandre Moore vs. Sacramento St, Dec. 2, 2000
 11, Bradley Jackson vs. High Point, Jan. 2, 2000
9, Brandon Heath vs. UCSD, Nov. 27, 2004
 9, Wesley Stokes vs. Washington, Dec. 27, 2003
 9, Tony Bland vs. Norfolk State, Nov. 21, 2001
 9, Deandre Moore vs. New Mexico State, Nov. 21, 2000
 ▶ Opp.: 12, Greg Davis, Troy State, Nov. 30, 2003
NCAA: 9, Jameer Nelson, St. Joseph's vs. Stanford, Mar. 17, 2001

Steals

- ▶ 7, Deandre Moore vs. Colorado State, Feb. 1, 2003
 6, Matt Watts vs. Southern Cal Col, Dec. 19, 1997
5, Brandon Heath vs. UCSD, Nov. 27, 2004
 5, Donte Wilson vs. Loyola Marymount, Dec. 30, 1999
 5, Matt Watts vs. San Jose State, Feb. 27, 1999
 5, Matt Watts vs. Long Beach State, Nov. 28, 1998
 5, Matt Watts vs. Oregon, Dec. 2, 1997
 5, Matt Watts vs. USC, Nov. 29, 1997
Opp.: 6, Bobby Brown, Cal State Fullerton, Dec. 21, 2004
NCAA: 5, Demetric Shaw, Kent State vs. Cincinnati, March 17, 2001

Blocked Shots

- ▶ 5, Marcelo Correa vs. Sacramento St, Dec. 2, 2000
 4, Aerick Sanders vs. UC San Diego, Dec. 2, 2002
 4, Chris Walton vs. New Mexico, Feb. 28, 2002
 4, Aerick Sanders vs. UNLV, Jan. 26, 2002
 4, Randy Holcomb vs. Wyoming, Jan. 21, 2001
 ▶ Opp.: 6, Justin Williams, Wyoming, Jan. 25, 2005
NCAA: 3 - two times
 ▶ - Indicates Cox Arena record. Underline - Indicates this season.
 NCAA refers to the 2001 NCAA First and Second Rounds which were hosted by SDSU and played in Cox Arena

Inside the Series

All-Time Series History

Overall	UNM, 32-21
At San Diego, Calif.	SDSU, 16-9
At Cox Arena	UNM, 3-3
At Albuquerque, NM	UNM, 22-4
At The Pit	UNM, 22-4
At Neutral Sites	Tied, 1-1
Pre-WAC	Tied, 1-1
WAC	UNM, 23-15
MWC	UNM, 6-4
WAC Tournament	UNM, 2-1
MWC Tournament	NA

Streaks

Current	UNM, 1
Longest SDSU Streak	7
Longest UNM Streak	10
Current Streak At SDSU	SDSU, 3
Current Streak At UNM	UNM, 2
Current MWC Tourney	NA

Coaching Records

► Steve Fisher vs. New Mexico	
Overall	4-6
In MWC Tournament	0-0
► Ritchie McKay vs. SDSU	
Overall	4-2
In MWC Tournament	0-0

San Diego State

Most Points	
104 (104-107), Dec. 20, 1976	
Most Points At SDSU	
99 (99-80), Feb. 16, 1985	
Most Points At UNM	
104 (104-107), Dec. 20, 1976	
Most Points in MWC Tourney	
NA	
Largest Margin of Victory	
24 (61-37), Feb. 3, 1983	
Largest Margin At SDSU	
20 (78-58), Jan. 2, 1976	
Largest Margin At UNM	
24 (61-37), Feb. 3, 1983	
Largest Margin in MWC Tourney	
NA	

New Mexico

Most Points	
107 (107-104), Dec. 20, 1976	
Most Points At SDSU	
88 (88-84), Jan. 3, 1987	
Most Points At UNM	
107 (107-104), Dec. 20, 1976	
Most Points in MWC Tourney	
NA	
Largest Margin of Victory	
30 twice - (102-72), March 2, 1989 and (90-60), Jan. 7, 1999	
Largest Margin At SDSU	
25 (85-60), Feb. 8, 1999	
Largest Margin At UNM	
30 twice - (102-72), March 2, 1989 and (90-60), Jan. 7, 1999	
Largest Margin in MWC Tourney	
NA	


SDSU vs. UNM

All-Time Series History and Results

New Mexico leads 32-21

Date	Winner	Site	SDNM
1.2.76	SDSU	SA-H	78 58
12.20.76	UNM	A	104 107
1.25.79	SDSU	SA-H	78 72
2.24.79	UNM	A	78 84
1.19.80	UNM	A	72 73
2.14.80	SDSU	SA-H	76 74
1.30.81	UNM	A	98 100
3.7.81	SDSU	SA-H	92 84
1.14.82	SDSU	SA-H	78 62
2.20.82	SDSU	A	86 79
2.3.83	SDSU	A	61 37
3.5.83	SDSU	SA-H	77 73
1.14.84	SDSU	A	74 68
2.11.84	SDSU	SA-H	61 60
1.18.85	UNM	A	85 94
2.16.85	SDSU	SA-H	99 80
3.8.85	SDSU	WAC-N	98 84
1.16.86	SDSU	SA-H	71 68
3.1.86	UNM (ot)	A	92 95
1.3.87	UNM	SA-H	84 88
2.14.87	UNM	A	66 76
1.14.88	18-SDSU	SA-H	64 59
2.12.88	UNM	A	85 93
1.21.89	UNM	SA-H	76 83
3.2.89	UNM	A	72 102
1.18.90	SDSU	SA-H	78 62
2.24.90	UNM	A	69 91

1.17.91	SDSU	SA-H	52 51
1.24.91	UNM	A	68 79
1.16.92	UNM	A	68 90
1.25.92	UNM	SA-H	61 71
1.17.93	UNM	PG-H	52 77
2.20.93	UNM	A	55 71
1.13.94	UNM	A	59 72
2.17.94	UNM	PG-H	61 65
3.10.94	UNM	WAC-N	46 61
1.9.95	SDSU (ot)	PG-H	72 69
2.25.95	UNM	A	42 67
1.8.96	25-UNM	A	74 77
2.22.96	UNM	SA-H	78 83
3.7.96	UNM	WAC-A	75 94
1.7.99	15-UNM	A	60 90
2.8.99	17-UNM	Cox-H	60 85
2.5.00	UNM	Cox-H	57 78
2.26.00	UNM	A	49 78
1.8.01	UNM	Cox-H	67 75
2.17.01	UNM	A	54 72
2.2.02	SDSU	A	78 65
2.28.02	SDSU	Cox-H	84 71
1.25.03	UNM	A	62 66
2.24.03	SDSU	Cox-H	89 73
2.2.04	SDSU	Cox-H	72 68
2.28.04	UNM	A	60 72



San Diego State vs. New Mexico Career Statistics

SDSU	G-GS	FG-A	3FG-A	FT-A	REB	AVG.	A	TO	BS	ST	PTS	AVG	HI
Trimaïne Davis	3-0	4-6	0-0	0-0	6	2.0	0	0	1	0	8	2.7	8
Travis Hanour	2-1	2-4	0-1	0-0	2	1.0	1	2	0	0	4	2.0	2
Brandon Heath	2-2	4-18	1-8	5-7	5	2.5	2	1	0	0	14	7.0	8
Tommy Johnson	5-0	5-13	1-3	2-2	8	1.6	7	8	1	0	13	2.6	7
Chris Manker	3-0	3-17	2-10	0-0	11	3.7	2	1	0	1	8	2.7	3
Aerick Sanders	7-4	21-37	0-0	9-13	29	4.1	5	9	2	2	51	7.3	27
John Sharper	4-0	5-7	4-6	2-5	3	0.8	2	2	0	0	16	4.0	7
Marcus Slaughter	2-2	5-19	0-2	1-1	19	9.5	2	4	2	5	11	5.5	7
Wesley Stokes	2-2	11-22	3-10	4-6	8	4.0	12	5	0	1	29	14.5	15
Chris Walton	6-2	12-24	1-6	7-8	27	4.5	9	14	6	0	30	5.0	8
Ben Wardrop	2-0	2-2	1-1	0-0	2	1.0	0	1	0	0	5	2.5	3

UNM	G-GS	FG-A	3FG-A	FT-A	REB	AVG.	A	TO	BS	ST	PTS	AVG	HI
Ryan Ashcraft	4-2	4-14	1-9	3-4	3	0.8	6	2	0	4	12	3.0	7
Justin Benson	2-0	0-0	0-0	0-2	0	0.0	0	0	0	1	0	0.0	0
David Chiotti	3-3	10-17	0-0	2-9	14	4.7	5	4	2	0	25	8.3	16
Troy DeVries	2-2	8-13	8-12	4-5	3	1.5	3	0	0	1	28	14.0	16
Collins Ferris	2-0	0-1	0-1	0-0	0	0.0	0	0	0	0	0	0.0	0
Danny Granger	2-2	11-25	2-9	17-22	23	11.5	2	7	5	4	41	20.5	21
Jeff Hart	3-0	0-4	0-2	0-0	0	0.0	2	4	0	1	0	0.0	0
Lenny Miles	2-0	1-3	0-2	0-0	3	1.5	2	1	0	1	2	1.0	2
Mikal Monette	1-0	0-1	0-0	0-0	0	0.0	0	0	0	0	0	0.0	0
Alfred Neale	2-2	3-13	2-10	8-11	11	5.5	2	3	1	4	16	8.0	14
Javin Tindall	4-4	16-25	12-18	7-7	5	1.3	11	7	1	4	51	12.8	17
Ryan Wall	1-0	0-0	0-0	0-0	0	0.0	0	0	0	0	0	0.0	0
Kellen Walter	1-0	0-0	0-0	0-0	0	0.0	0	0	0	0	0	0.0	0
Mark Walters	4-1	7-23	3-10	6-8	10	2.5	4	6	0	1	23	5.8	13

SDSU vs. New Mexico: Mountain West Conference Era

New Mexico leads 6-4 in Mountain West Conference Era

Date	NR	Opponent	SDSU Result	Television	San Diego State High			
					Scorer	Rebounder	Assists	Attendance
Feb. 5, 2000		NEW MEXICO*	L 57-78	ESPN+Plus	Epps-15	Epps-8	Abramowitz-2	2,931
Feb. 26, 2000		at New Mexico*	L 49-78	SportsWest	Berokoff-11	Correa-7	Correa/Ab'owitz-3	17,469
Jan. 8, 2001		NEW MEXICO*	L 67-75	SportsWest	Holcomb-22	Holcomb-9	three with-4	6,739
Feb. 17, 2001		at New Mexico*	L 54-72	ESPN+Plus	Holcomb-17	Holcomb-11	Faux-3	16,830
Feb. 2, 2002		at New Mexico*	W 78-65	SportsWest	Holcomb-25	Holcomb-9	Bland-6	16,841
Feb. 28, 2002		NEW MEXICO*	W 84-71	SportsWest	Faux-26	Walton-9	Bland-4	5,941
Jan. 25, 2003		at New Mexico*	L 62-66	SportsWest	Bland-14	Sanders-4	Johnson-4	15,003
Feb. 24, 2003		NEW MEXICO*	W 89-73	SportsWest	Burns-31	Burns-13	Moore-7	6,117
Feb. 2, 2004		NEW MEXICO*	W 72-68	SportsWest	Sanders-27	Slaughter-11	Stokes-5	5,889
Feb. 28, 2004		at New Mexico*	L 60-72	SportsWest	Stokes-15	Slaughter-8	Stokes-7	15,123

Team	Site/Date	FG-FGA	Pct	3P-3PA	Pct	FT-FTA	Pct	Off-Def	Tot	PF	AT	TO	BS	ST	1st-2nd	Pts
at SDSU	H	15-45	.333	4-10	.400	23-29	.793	13-17	30	17	7	19	1	5	29-28	57
New Mexico	2/5/00	27-52	.519	9-20	.450	15-20	.750	10-22	32	25	12	15	5	11	38-40	78
SDSU	A	14-43	.326	4-12	.333	17-27	.630	8-17	25	20	11	18	0	4	23-26	49
at New Mexico	2/26/00	27-48	.563	5-12	.417	19-24	.792	6-28	34	18	13	11	3	7	34-44	78
at SDSU	H	23-51	.451	6-19	.316	15-28	.536	13-22	35	22	15	17	2	3	32-35	67
New Mexico	1/8/01	25-54	.463	4-13	.308	21-30	.700	10-21	31	23	10	10	2	6	33-42	75
SDSU	A	15-47	.319	3-15	.200	21-33	.636	14-24	38	15	8	20	3	5	27-27	54
at New Mexico	2/17/01	27-56	.482	9-18	.500	9-18	.500	10-23	33	25	19	14	3	13	31-41	72
SDSU	A	26-53	.491	4-13	.308	22-34	.647	7-27	34	19	13	7	3	4	32-46	78
at New Mexico	2/2/02	23-55	.418	5-14	.357	14-21	.667	11-26	37	27	13	13	7	4	34-31	65
<i>Ties: 12. Lead Changes: 13. Points off Turnovers: UNM 12, SDSU 9. Points in Paint: SDSU 38, UNM 37. Second Chance Points: UNM 10, SDSU 2.</i>																
at SDSU	H	30-53	.566	8-18	.444	16-21	.762	7-20	27	14	15	11	8	7	32-52	84
New Mexico	2/28/02	27-61	.443	7-15	.467	10-13	.769	14-17	31	19	12	14	1	5	40-31	71
<i>Ties: 1. Lead Changes: 2. Points off Turnovers: SDSU 20, UNM 12. Points in Paint: SDSU 42, UNM 32. Second Chance Points: UNM 13, SDSU 11.</i>																
SDSU	A	27-49	.551	4-15	.267	4-5	.800	5-19	24	21	14	16	4	8	30-32	62
at New Mexico	1/25/03	19-42	.452	9-21	.429	19-24	.792	7-18	25	12	12	15	1	8	37-29	66
<i>Ties: 3. Lead Changes: 3. Points off Turnovers: UNM 20, SDSU 19. Points in Paint: SDSU 36, UNM 14. Second Chance Points: SDSU 6, UNM 1.</i>																
at SDSU	H	34-61	.557	9-18	.500	12-14	.857	10-27	37	19	18	13	3	3	36-53	89
New Mexico	2/24/03	23-58	.397	7-20	.350	20-23	.870	8-17	25	17	12	9	3	6	30-43	73
<i>Ties: 1. Lead Changes: 8. Points off Turnovers: UNM 22, SDSU 4. Points in Paint: SDSU 30, UNM 24. Second Chance Points: SDSU 12, UNM 9.</i>																
at SDSU	H	25-59	.424	4-19	.211	18-25	.720	17-26	43	20	13	9	1	2	35-37	72
New Mexico	2/2/04	19-46	.413	12-29	.414	18-23	.783	4-23	27	19	10	10	3	6	38-30	68
<i>Ties: 7. Lead Changes: 17. Points off Turnovers: SDSU 14, UNM 11. Points in Paint: SDSU 34, UNM 10. Second Chance Points: SDSU 24, UNM 6.</i>																
SDSU	A	26-66	.394	5-20	.250	3-6	.500	13-25	38	20	16	11	5	5	29-31	60
at New Mexico	2/28/04	22-52	.423	7-20	.350	21-29	.724	8-28	36	14	11	11	3	6	36-36	72
<i>Points off Turnovers: SDSU 10, UNM 8. Points in Paint: SDSU 26, UNM 26. Second Chance Points: SDSU 8, UNM 7.</i>																

Bold indicates winning team.

Game 1

UCSB 80, San Diego State 72 (ot)

Nov. 19, 2004 ♦ San Diego, Calif.

Cox Arena ♦ Att.: 6,191

SAN DIEGO - Freshman Alex Harris scored eight points in overtime, including consecutive 3-pointers, as UC Santa Barbara beat San Diego State 80-72 in a sloppy opener for both teams on Friday night.

San Diego State's Marcus Slaughter brought the Aztecs back all by himself, scoring their final 16 points of regulation and forcing overtime with a put-back at the buzzer to tie it at 63-all.

The Aztecs then missed their first four shots of overtime, including one by Slaughter.

Slaughter, a sophomore forward who led all scorers with a career-high 28 points, didn't score in overtime before fouling out with 17.2 seconds left.

The Gauchos, missing two starters due to injuries, took control in OT with a 3-pointer by Chrismen Oliver and two by Harris. They made eight straight free throws in the final minute.

Josh Davis led the Gauchos with 18 points, Oliver had 17, and Harris and Casey Cook tallied 15 apiece.

Brandon Heath and Chris Manker had 17 each for San Diego State.

UCSB went on a 9-0 run to take a 55-47 lead with 6:09 left in regulation. Slaughter converted a three-point play with 5:43 left to start his run.

Slaughter made a layup with 45.8 seconds left to pull the Aztecs to 63-61. Oliver missed an off-balance shot and Slaughter got the rebound with 7.5 seconds left. After a time-out, Heath missed a layup but Slaughter grabbed the rebound and put up a buzzer-beater.

Slaughter made 12 of 14 free throws, all in the second half.

UCSB	MP	FG	3FG	FT	R	F	A TO	B	S	TP
Davis	38	7-10	4-5	0-0	5	4	3 4	4	0	4 18
Cook	35	7-10	0-0	1-3	4	5	3 1	0	3	15
See	36	2-10	0-7	0-2	4	1	3 3	1	2	4
Harris	31	5-8	2-4	3-4	3	2	2 3	0	1	15
Oliver	41	6-11	1-3	4-4	5	0	4 1	0	1	17
Rasp	4	1-2	1-2	0-0	2	1	0 0	0	0	3
Chambers	10	1-6	0-2	0-0	3	1	0 1	0	0	2
Moore	8	1-1	0-0	0-0	1	0	0 0	1	1	2
Turner	22	0-2	0-0	4-4	7	4	0 2	1	1	4
Team					2			2		
Totals	225	30-60	8-23	12-17	36	18	15 17	3	13	80

SDSU	MP	FG	3FG	FT	R	F	A TO	B	S	TP
Walton	29	0-4	0-1	0-0	1	4	1 4	0	0	0
Slaughter	41	8-16	0-2	12-14	13	5	1 5	0	4	28
Camara	14	0-0	0-0	0-0	5	2	0 0	1	0	0
Heath	41	7-22	3-10	0-0	4	2	3 4	1	2	17
Sharper	40	3-8	2-6	0-0	3	0	2 4	0	0	8
Johnson	15	0-2	0-1	0-0	1	1	2 1	0	0	0
Smith	1	0-0	0-0	0-0	0	0	0 0	0	0	0
Davis	2	0-0	0-0	0-0	1	0	0 0	0	0	0
Thomas	6	1-2	0-0	0-0	1	1	1 0	0	0	2
Ines	1	0-0	0-0	0-0	0	0	0 0	0	0	0
Manker	35	7-13	2-6	1-4	8	2	2 1	0	3	17
Team					2					
Totals	225	26-67	7-26	13-18	39	17	12 19	2	9	72

Halftime: UCSB 31, San Diego State 26. FG %: UCSB 50.0, San Diego State 38.8. 3FG%: UCSB 34.8, San Diego State 26.9. FT%: San Diego State 72.2, UCSB 70.6. Officials: Bob Staffen, Mike Littlewood, Ronnie Hernandez. Technicals: San Diego State: Marcus Slaughter. Attendance: 6,191.

Game 2

San Diego State 69, Monmouth 65

Nov. 22, 2004 ♦ San Diego, Calif.

Cox Arena ♦ Att.: 4,097

SAN DIEGO - Brandon Heath hit a short jump shot with 46 seconds left to put San Diego State ahead for the first time in the second half, then made four free throws for the Aztecs in the final seconds for a 69-65 victory over Monmouth Monday night.

Down 51-37 seven minutes into the second half, the Aztecs (1-1) recorded the largest second-half comeback in five-plus seasons under coach Steve Fisher.

Heath finished with 16 points and nine rebounds, while Marcus Slaughter led the Aztecs with 18 points.

Matt Thomas converted a 12-foot jumper to pull San Diego State even at 63 with 1:47 to go, and Heath hit the go-ahead shot on the Aztecs' next possession.

Heath then intercepted a pass under the Monmouth basket and was fouled. He sank two free throws for a 67-63 lead with 21 seconds to play.

Dejan Delic scored a career-high 18 points for Monmouth (0-2), all on 3-pointers. The Hawks led 31-28 at halftime after opening a 26-8 lead nine minutes into the game.

The Aztecs had a 41-20 lead in rebounding and a 33-16 advantage from the free-throw line.

SDSU	MP	FG	3FG	FT	R	F	A TO	B	S	TP
Hamilton	30	3-11	0-2	5-7	2	4	1 1	0	2	11
Kenny	27	5-8	1-3	3-3	1	4	3 1	0	1	14
Hallett	22	2-7	2-3	0-0	3	3	1 0	2	0	6
Azzarelli	36	2-3	1-2	1-2	4	2	5 3	0	3	6
Byfield	25	0-3	0-2	2-2	0	2	4 0	0	2	2
Delic	30	6-10	6-10	0-0	1	2	3 3	1	1	18
Alston	24	3-8	0-0	2-2	7	1	1 2	0	1	8
Wilson	6	0-1	0-1	0-0	0	3	0 0	0	0	0
Team					2					
Totals	200	21-51	10-23	13-16	20	21	18 10	3	10	65

BYU	MP	FG	3FG	FT	R	F	A TO	B	S	TP
Manker	21	3-6	1-3	2-3	2	1	1 2	0	0	9
Slaughter	35	4-6	0-0	10-14	7	2	0 4	2	2	18
Camara	23	3-6	0-0	1-1	8	2	0 1	0	0	7
Heath	32	3-13	2-5	8-8	9	2	2 6	0	3	16
Sharper	17	2-3	2-3	0-0	0	2	1 0	0	1	6
Johnson	12	1-1	0-0	0-0	1	0	0 1	1	0	2
Smith	17	0-1	0-1	1-2	2	2	1 0	0	0	1
Davis	16	1-3	0-0	0-0	3	3	0 0	0	1	2
Thomas	27	3-8	1-3	1-5	5	0	6 3	0	0	8
Team					4					
Totals	200	20-47	6-15	23-33	41	14	11 17	3	7	69

Halftime: Monmouth 31, San Diego State 28. FG %: San Diego State 42.6, Monmouth 41.2. 3FG%: Monmouth 43.5, San Diego State 40.0. FT%: BYU 81.3, San Diego State 69.7. Officials: Randy McCall, Mike Giarratano, Mike Reed. Technicals: Monmouth-Dejan Delic.

Game 3

San Diego State 86, UCSD 51

Nov. 27, 2004 ♦ San Diego, Calif.

Cox Arena ♦ Att.: 4,102

SAN DIEGO - Aztec senior Chris Manker and sophomore Marcus Slaughter combined for 43 points as San Diego State defeated UC San Diego 86-51 on Nov. 27 at Cox Arena.

The victory improved SDSU's all-time record against the Tritons to 7-0.

UC San Diego played well throughout, connecting on 6-of-10 three-point field goals in the first half and trailed by just six points at intermission.

The Aztecs took control early in the second half, pushing a six-point halftime lead to double digits at the 17:55 mark. San Diego State outscored UCSD 44-16 over the final 17:13 to record its widest margin of victory in three seasons.

San Diego State forced 27 turnovers in the game, recorded 15 steals and connected on 32-of-53 shots from the floor for 60.4 percent. It was the highest field goal percentage for an SDSU squad, since connecting on 61.4 percent against Air Force on Feb. 22, 2003.

Manker scored a career-high 23 points on the strength of 9-of-13 shooting from the field. Slaughter tallied double figures for the third consecutive game with 20 points on 7-of-11 from the floor. Sophomore guard Brandon Heath recorded a career-best nine assists to go along with five points and five steals.

UCSD	MP	FG	3FG	FT	R	F	A TO	B	S	TP
Berling	*34	5-8	2-4	4-4	6	3	3 7	1	0	16
Randall	*20	0-2	0-0	1-2	1	4	0 2	0	2	1
Odiye	*27	3-7	2-3	1-1	3	2	3 5	0	2	9
Hatch	*31	1-5	0-1	0-1	2	2	4 2	0	0	2
Spaventa	*13	1-2	1-2	0-0	1	2	0 1	0	0	3
Zanolli	3	0-0	0-0	0-0	0	0	0 2	0	0	0
Lewkowitz	5	0-0	0-0	0-0	0	1	0 0	0	0	0
Allard	15	1-1	1-1	2-2	0	1	3 0	0	1	5
Liu	15	2-6	0-0	0-0	1	1	0 0	0	0	4
Johnson	9	0-1	0-1	0-0	0	0	1 2	0	0	0
Peters	28	3-5	3-5	2-2	1	0	0 1	0	1	11
Team					6			5		
Totals	200	16-37	9-17	10-12	21	16	14 27	1	6	51

SDSU	MP	FG	3FG	FT	R	F	A TO	B	S	TP
Manker	*28	9-13	0-2	5-5	5	0	3 0	1	1	23
Slaughter	*30	7-11	1-3	5-7	4	0	3 0	3	2	20
Camara	*19	2-4	0-0	1-2	4	1	0 0	1	0	5
Heath	*26	2-6	1-5	0-0	1	1	9 3	0	5	5
Sharper	*27	3-6	3-4	0-0	1	0	2 2	0	3	9
Johnson	7	0-0	0-0	0-0	0	1	0 1	0	1	0
Weinstein	3	0-1	0-1	0-0	0	0	0 1	0	0	0
Smith	18	1-2	1-1	0-0	2	3	4 0	0	0	3
Davis	14	4-5	0-0	0-0	2	4	0 1	0	0	8
Thomas	24	2-3	1-1	2-2	4	1	2 1	0	3	7
Ines	4	2-2	0-0	2-4	0	0	0 0	0	0	6
Team					1			0		
Totals	200	32-53	7-17	15-20	24	11	23 9	5	15	86

Halftime: San Diego State 35, UC San Diego 29. FG %: San Diego State 60.4, UCSD 43.2. 3FG%: UCSD 52.9, San Diego State 41.2. FT%: UCSD 83.3, San Diego State 75.0. Officials: Larry Spaulding, Jim Danner, Roosevelt Brown. Technicals: None.

Game 4

San Diego State 83, San Diego 63

Dec. 1, 2004 ♦ San Diego, Calif.

Cox Arena ♦ Att.: 6,132

SAN DIEGO - Sophomore guard Brandon Heath scored a season-high 26 points and added a game-high five assists as San Diego State defeated San Diego 83-63 at Cox Arena on Dec. 1.

The victory was the third in a row for the Aztecs and the third straight over the Toreros. The 20-point margin of victory was the largest in the series for SDSU since a 23-point victory on Feb. 25, 1975. The Aztecs led for the final 28:04.

With the 20-point margin of victory, San Diego State won by a wider margin than the previous four meetings, combined (17).

Senior forward Chris Manker continued his impressive play of late with 22 points, six rebounds and a career-best three blocked shots in the game. Junior guard John Sharper posted a career-high with 13 points and sophomore forward Marcus Slaughter had his second double-double of the season with 12 points and a game-high 12 rebounds.

San Diego was led by Brett Melton's 16 points and Brice Vounang's 15 points and a team-high six rebounds.

The Aztecs enjoyed advantages in nearly every statistical category, including field goal percentage (53.6-41.9 percent), free throws attempted (18-5) and rebounding (38-24).

USD	MP	FG	3FG	FT	R	F	A	TO	B	S	TP
Gay	*17	2-6	1-3	0-0	3	0	3	1	0	1	5
Belser	*38	3-6	0-2	1-2	3	3	1	2	0	2	7
Vounang	*36	7-13	0-0	1-1	6	5	0	4	0	2	15
Melton	*32	6-11	4-8	0-0	1	4	2	1	0	1	16
Derogatis	*31	2-6	2-3	0-0	3	3	5	3	0	1	6
Fogel	20	1-5	0-1	0-0	2	1	3	2	0	0	2
Shepherd	3	0-0	0-0	1-2	0	0	0	0	0	0	1
Lewis	23	5-15	1-4	0-0	5	0	1	1	1	0	11
Team					1				1		
Totals	200	26-62	8-21	3-5	24	16	15	15	1	7	63

SDSU	MP	FG	3FG	FT	R	F	A	TO	B	S	TP
Manker	*32	9-13	3-7	1-1	6	1	2	2	3	1	22
Slaughter	*35	4-9	1-3	3-5	12	4	3	4	2	0	12
Camara	*31	2-2	0-0	0-0	5	3	1	1	1	2	4
Heath	*34	8-15	3-5	7-8	3	2	5	4	0	1	26
Sharper	*33	4-8	3-7	2-2	1	0	1	1	0	2	13
Johnson	4	0-0	0-0	0-0	1	0	0	0	0	0	0
Weinstein	1	0-0	0-0	0-0	0	0	0	0	0	0	0
Smith	6	0-1	0-1	0-0	2	0	2	2	0	1	0
Davis	6	1-1	0-0	0-0	2	0	0	0	0	0	2
Thomas	17	2-7	0-1	0-2	5	1	1	3	0	0	4
Ines	1	0-0	0-0	0-0	0	0	0	0	0	0	0
Team					1				0		
Totals	200	30-56	10-24	13-18	38	11	15	17	6	7	83

Halftime: San Diego State 38, San Diego 27. **FG %:** San Diego State 53.6, San Diego 41.9. **3FG%:** San Diego State 41.7, San Diego 38.1. **FT%:** San Diego State 72.2, San Diego 60.0. **Officials:** Scott Thornley, Mike Littlewood, Bobby McRoy. **Technical:** None. **Att.:** 6,132.

Game 5

San Diego State 73, UCSB 55

Dec. 4, 2004 ♦ Santa Barbara, Calif.

Marriott Center ♦ Att.: 1,518

SANTA BARBARA, Calif. - San Diego State connected on 60.0 percent field goal shooting, including 12-of-20 three-point field goal attempts, to avenge its only loss of the season with a 73-55 victory at UC Santa Barbara.

The Aztecs' 18-point win was their widest margin of victory on the road since an 83-58 victory at Baylor on Nov. 29, 1989 and snapped a 10-game road losing streak.

San Diego State, which led for 37:12 of the game and enjoyed a double-digit lead for 24:10, used a 17-0 run early in the second half and led 67-31 with 8:48 to play.

Sophomore forward Marcus Slaughter connected on 8-of-13 shots, including 3-of-4 from behind the arc en route to 24 points and seven rebounds. Sophomore guard Brandon Heath added 20 points, his second consecutive and 11th career game with at least 20 points, making 8-of-10 shots, including 4-of-6 from three-point range, while adding seven assists. Junior guard John Sharper added a career-best 15 points and was 3-of-5 from bonus distance.

The offense was only half of the story, as the Aztecs completely shut down the Gaucho attack. UC Santa Barbara shot just 34.6 percent from the field, and had 31 points in the first 31:12 of the game. The Gaucho starting five connected on a mere 11-of-35 from the floor (31.4 percent).

SDSU	MP	FG	3FG	FT	R	F	A	TO	B	S	TP
Slaughter	*33	8-13	3-4	5-5	7	4	1	3	0	0	24
Manker	*29	2-6	1-3	0-0	3	4	1	1	0	0	5
Camara	*19	0-0	0-0	0-0	3	3	1	1	0	0	0
Heath	*28	8-10	4-6	0-0	2	1	7	2	0	2	20
Sharper	*33	6-8	3-5	0-0	1	1	1	2	0	1	15
Hanour	3	0-0	0-0	0-0	0	1	1	0	0	0	0
Smith	11	1-2	1-2	0-0	0	2	0	3	0	0	3
Davis	19	2-3	0-0	0-2	3	0	1	0	1	0	4
Thomas	16	0-3	0-0	2-4	2	0	3	2	0	0	2
Johnson	7	0-0	0-0	0-0	0	0	0	0	0	0	0
Ines	2	0-0	0-0	0-20	0	0	0	0	0	0	0
Team					4				0		
Totals	200	27-45	12-20	7-13	25	16	16	14	1	3	73

UCSB	MP	FG	3FG	FT	R	F	A	TO	B	S	TP
Goettsche	*29	4-7	0-0	2-3	3	2	0	2	2	0	10
Cook	*28	2-6	1-1	3-4	4	2	0	3	1	0	8
Davis	*28	3-10	1-5	1-2	4	2	2	2	0	1	8
Harris	*25	1-6	1-3	0-0	3	2	3	2	0	1	3
Oliver	*23	1-6	0-3	0-0	2	0	2	1	0	0	2
Rasp	13	2-4	1-3	0-0	1	2	1	1	0	0	5
See	18	3-4	3-4	0-0	4	0	4	0	0	0	9
Chambers	14	1-4	1-3	4-4	2	2	1	1	0	1	7
Moore	5	0-2	0-0	0-0	3	0	0	1	0	0	0
Turner	17	1-3	0-0	1-2	4	2	0	0	0	0	3
Team					0				0		
Totals	200	18-52	8-22	11-15	30	14	13	13	3	3	55

Halftime: San Diego State 38, UC Santa Barbara 24. **FG %:** San Diego State 60.0, UC Santa Barbara 34.6. **3FG%:** San Diego State 60.0, UC Santa Barbara 34.6. **FT%:** UC Santa Barbara 73.3, San Diego State 53.8. **Officials:** Milt Stowe, Larry Spaulding, Shawn Lehigh. **Technical:** None. **Attendance:** 1,518.

Game 6

No. 16 Washington 98, SDSU 69

Dec. 7, 2004 ♦ Seattle, Wash.

Bank of America Arena ♦ Att.: 9,694

SEATTLE - Nate Robinson scored 24 points and Tre Simmons added 23 points as 16th-ranked Washington snapped San Diego State's four-game winning streak with a 98-69 victory on Dec. 7 at Bank of America Arena.

Washington forced 26 turnovers and enjoyed a 45-31 rebound advantage in claiming its second victory in as many seasons over the Aztecs.

San Diego State, which had shot 50 percent or better from the field in three straight games, was held to 41.9 percent shooting from the field. Meanwhile, the Aztecs, which had limited opponents to 40.1 percent shooting during the winning streak, yielded 50.7 percent shooting to the Huskies.

Washington jumped out to leads of 8-0, 26-8 and 37-12, en route to a 56-34 halftime advantage. The Aztecs were unable to get closer than 22 points in the second half.

Through six games, SDSU set or tied season lows for field goals, three-point field goals and assists and set a season-high for turnovers.

San Diego State sophomore forward Marcus Slaughter recorded his fourth 20-point effort of the season and reached double-figures for the sixth straight game, with 21 points. Sophomore guard Brandon Heath added 18 points and four rebounds.

SDSU	MP	FG	3FG	FT	R	F	A	TO	B	S	TP
Manker	*20	3-9	2-5	0-0	1	4	1	3	1	0	8
Slaughter	*36	8-13	1-2	4-9	7	3	1	4	2	2	21
Camara	*31	1-3	0-0	0-0	7	1	0	0	2	3	2
Heath	*27	7-16	1-2	3-4	4	4	1	5	0	1	18
Sharper	*17	0-3	0-1	2-2	0	1	2	5	0	0	2
Johnson	12	1-3	0-1	0-0	1	1	1	3	1	2	2
Smith	20	0-2	0-1	0-0	1	2	1	2	0	1	0
Davis	9	0-1	0-0	0-0	1	0	0	0	0	0	0
Thomas	27	5-11	0-1	4-4	3	2	3	4	0	3	14
Ines	1	1-1	0-0	0-0	0	0	0	0	0	0	2
Team					6				0		
Totals	200	26-62	4-13	13-19	31	18	10	26	6	12	69

Washington	MP	FG	3FG	FT	R	F	A	TO	B	S	TP
Jones	*21	4-10	0-1	2-2	9	1	2	4	0	1	10
Jensen	*16	2-6	0-1	0-0	2	5	1	0	1	0	4
Simmons	*26	9-13	5-7	0-0	2	4	1	2	0	0	23
Robinson	*31	9-16	3-7	3-4	3	1	5	1	0	5	24
Conroy	*30	2-6	0-3	0-0	7	2	8	4	1	0	4
Smith	17	2-4	0-1	2-2	4	1	0	0	1	1	6
Rollins	14	2-2	0-0	4-4	1	1	3	0	1	0	8
Burmeister	7	1-2	1-2	0-0	0	0	2	1	0	1	3
Fletcher	2	0-0	0-0	0-0	1	0	0	2	0	0	0
Gasser	12	1-3	0-0	0-0	5	3	0	0	0	0	2
Williams	16	6-10	0-0	1-3	7	1	0	5	1	1	13
Potter	3	0-2	0-0	0-0	0	0	0	0	0	0	0
Johnson	5	0-1	0-0	1-2	2	0	1	1	1	0	1
Team					2				0		
Totals	200	38-75	9-22	13-17	45	19	23	20	6	9	98

Halftime: Washington 56, San Diego State 34. **FG %:** Washington 50.7, San Diego State 41.9. **3FG%:** Washington 40.9, San Diego State 30.8. **FT%:** Washington 76.5, San Diego State 68.4. **Officials:** Bill Kennedy, Milt Stowe, Michael Irving. **Technical:** Mike Jensen. **Attendance:** 9,694

Game 7

California 60, San Diego State 57

Dec. 11, 2004 ♦ San Diego, Calif.

Cox Arena ♦ Att.: 8,978

SAN DIEGO - The Golden Bears limited the Aztecs to 35.0 percent field goal shooting and 4-of-19 on three-point attempts as California claimed a 60-57 victory in the inaugural San Diego SLAM at Cox Arena on Dec. 11.

California never trailed in the final 35:33 of the contest, although the Golden Bear lead was cut to one point with less than six minutes remaining and Matt Thomas missed a three-point field goal at the buzzer that would have forced overtime.

The Golden Bears enjoyed three 10-point leads in the game, the final one coming with 14:22 to play, but the Aztecs went on a 12-3 run to cut the deficit to just one point.

On California's next possession, Eric Vierneisel connected on one of the Bears' two three-point field goals on the night to push the advantage to four points and the Aztecs never got closer than three points the rest of the way.

Sophomore forward Marcus Slaughter once again led the Aztecs in scoring with 18 points and added a game-high nine rebounds. Heath added 14 points and junior guard John Sharper chipped in with seven points.

California placed three players in double figures led by DeVon Hardin's 11 points.

The Golden Bears enjoyed a 37-30 rebound advantage, it marked the third consecutive game the Aztecs have been beaten on the boards.

The Aztecs 35.0 percent shooting from the field was its lowest through the first seven games of the season.

Cal	MP	FG	3FG	FT	R	F	A	T	O	B	S	TP
Benson	*22	3-7	0-0	3-4	5	2	0	2	0	0	9	
McGuire	*22	5-9	0-1	0-1	3	1	0	2	0	0	10	
Hardin	*23	5-7	0-0	1-2	5	2	0	0	1	0	11	
Midgley	*32	2-8	0-6	0-1	2	2	6	3	0	1	4	
Kately	*26	5-9	0-1	0-0	8	1	2	1	0	1	10	
Panawek	3	0-2	0-1	0-0	0	0	0	0	0	0	0	
Vierneisel	22	2-5	2-4	0-0	1	3	0	2	0	0	6	
Smith	17	1-3	0-0	0-0	0	2	3	2	1	1	2	
Langford	19	1-2	0-0	0-0	5	3	2	1	0	0	2	
Paris	14	1-2	0-0	4-6	3	6	2	2	1	0	6	
Team					5					0		
Totals	200	25-54	2-13	8-14	37	16	15	15	3	3	60	

SDSU	MP	FG	3FG	FT	R	F	A	T	O	B	S	TP
Manker	*24	0-6	0-4	2-2	1	1	3	1	0	1	2	
Slaughter	*39	8-20	1-4	1-2	9	1	2	1	0	1	2	
Camara	*26	3-9	0-0	0-0	7	1	0	2	0	1	6	
Heath	*32	4-9	2-5	4-4	3	0	2	5	0	2	14	
Sharper	*33	2-6	1-3	2-2	3	3	1	1	0	1	7	
Johnson	1	0-0	0-0	0-0	0	0	0	0	0	0	0	
Hanour	15	0-3	0-2	0-0	3	2	1	1	1	2	0	
Davis	15	2-2	0-0	0-1	1	2	0	0	0	1	4	
Thomas	16	2-5	0-1	2-2	2	3	1	2	0	2	6	
Team					1					0		
Totals	200	21-60	4-19	11-13	30	15	9	14	2	12	57	

Halftime: California 37, San Diego State 29. FG %: California 46.3, San Diego State 35.0. 3FG%: San Diego State 21.1, California 15.4. FT%: San Diego State 84.6, California 57.1. Officials: David Hall, Verne Harris, Randy McCall. Technicals: Rod Benson. Attendance: 8,978

Game 8

Saint Mary's 73, San Diego State 64

Dec. 14, 2004 ♦ San Diego, Calif.

Cox Arena ♦ Att.: 4,056

SAN DIEGO - Trailing by a point with less than three minutes to play, Saint Mary's used a 15-5 run to claim a 73-64 victory over San Diego State on Dec. 14 at Cox Arena.

The loss snapped a 17-game Aztec win streak in December home games against non-Pac-10 teams.

Saint Mary's led 56-45 with 8:26 to play, but a 14-2 San Diego State run gave the Aztecs their first and only lead of the second half at 59-58 with three minutes left.

Sophomore guard Brandon Heath scored six of his team-high 20 points during the run. He also added four steals. Sophomore forward Marcus Slaughter had 15 points and a team-best eight rebounds. Freshman Matt Thomas, making his first start, added 10 points and a career-high seven rebounds.

San Diego State forced 20 turnovers but was unable to overcome 36.0 percent shooting from the field, including a 21.4 percent mark from three-point range. Saint Mary's countered with 48.9 percent field goal shooting and enjoyed a 36-27 rebound advantage. The Gaels held a 23-10 rebound advantage after intermission.

The Aztecs overcame an 11-point deficit in the game, marking the third time this season San Diego State has overcome a double-digit deficit.

The loss was the third straight for San Diego State and dropped the Aztecs 4-4 on the season. It marked the third time this season that SDSU has lost a game that was a one possession game with less than three minutes remaining.

SMC	MP	FG	3FG	FT	R	F	A	T	O	B	S	TP
Adjwanou	*35	5-8	2-5	9-10	3	2	0	7	2	2	21	
Kickert	*22	1-5	0-1	1-3	7	4	2	1	1	0	3	
Rowland	*35	8-11	2-4	6-7	3	3	6	4	0	3	24	
Wallberg	*27	0-4	0-4	0-0	4	2	2	0	1	0	0	
Sanders	*29	1-3	1-2	0-0	10	5	2	2	1	0	3	
Marigney	23	6-10	3-4	2-2	2	4	0	3	0	2	17	
Collins	18	1-4	0-3	1-2	2	1	2	1	0	3	3	
Sholberg	11	0-0	0-0	2-2	2	2	0	1	0	0	2	
Team					3					1		
Totals	200	22-45	8-23	21-26	36	23	14	20	5	10	73	

SDSU	MP	FG	3FG	FT	R	F	A	T	O	B	S	TP
Slaughter	*35	3-6	0-1	9-14	8	3	0	3	0	3	15	
Camara	*21	1-4	0-0	0-2	1	5	1	2	0	2	2	
Heath	*38	5-13	1-3	9-10	1	5	1	3	0	4	20	
Sharper	*35	1-6	1-4	0-0	2	3	2	0	1	3		
Thomas	*32	3-10	0-2	4-5	7	2	0	1	0	1	10	
Johnson	9	0-0	0-0	0-2	0	2	1	1	0	0	0	
Hanour	4	1-1	1-1	0-0	0	0	0	2	0	0	0	
Smith	4	0-1	0-1	0-0	0	1	1	0	0	0	0	
Davis	10	2-5	0-0	1-2	3	3	0	0	0	0	5	
Manker	12	2-4	0-2	2-2	2	0	1	1	0	1	6	
Team					3					0		
Totals	200	18-50	3-14	25-37	27	24	7	15	0	12	64	

Halftime: Saint Mary's 33, San Diego State 29. FG %: Saint Mary's 48.9, San Diego State 36.0. 3FG%: Saint Mary's 34.8, San Diego State 21.4. FT%: Saint Mary's 80.8, San Diego State 67.6. Officials: Tim Gabutero, Milt Stowe, Jim Stupin. Technicals: none. Attendance: 4,056.

Game 9

LMU 72, San Diego State 68

Dec. 18, 2004 ♦ Los Angeles, Calif.

Gersten Pavilion ♦ Att.: 1,650

LOS ANGELES - Loyola Marymount used a 24-12 second-half rebound advantage to help rally from a seven-point deficit and defeat San Diego State 72-68 on Dec. 18 at Gersten Pavilion.

The Aztecs were held below 36.0 percent field goal shooting for the third consecutive game, connecting on just 19-of-54 field goals (35.2 percent) and were outrebounded for the fifth straight time (45-34) in dropping their fourth game in a row.

San Diego State used a strong defensive effort to build a first half advantage. The Aztecs limited the Lions to 10-of-30 shooting in the first half and led by as many as seven points before settling for a 26-24 halftime advantage. San Diego State built the lead to 34-28 with 17:47 to play, before Loyola Marymount used a 20-10 run to take the lead. The Aztecs battled back and led 55-52 with 7:22 remaining, but the Lions answered with a 10-1 run to take the lead for good.

Sophomore forward Marcus Slaughter narrowly missed his third double-double of the season, settling for his Mountain West Conference best fifth 20-point scoring game with 21 points and nine rebounds. Sophomore guard Brandon Heath recorded his ninth consecutive double-digit scoring effort against Division I opponents with 12 points - all in the second half - and a team-high four assists. Senior forward Chris Manker posted his fourth double-digit scoring game of the campaign and first on the road with 10 points. Junior forward Trimaine Davis made his first start in his 50th career game and responded with a career-high 10 points.

SDSU	MP	FG	3FG	FT	R	F	A	T	O	B	S	TP
Sharper	*31	1-4	1-3	0-0	3	0	1	3	0	1	3	
Slaughter	*40	6-16	0-1	9-14	9	4	2	4	2	1	21	
Davis	*13	3-4	0-0	4-5	2	1	0	0	0	0	10	
Heath	*29	3-14	1-6	5-7	6	4	4	2	0	0	12	
Thomas	*31	2-5	0-0	3-4	4	2	2	1	0	2	7	
Johnson	10	0-0	0-0	0-0	1	2	0	2	0	0	0	
Smith	18	1-2	1-1	1-2	3	1	0	0	0	1	4	
Manker	25	3-9	1-3	3-4	3	0	0	0	1	1	10	
Camara	3	0-0	0-0	1-2	1	0	0	0	0	0	1	
Team					2					0		
Totals	200	19-54	4-14	26-38	34	14	9	12	3	6	68	

LMU	MP	FG	3FG	FT	R	F	A	T	O	B	S	TP
Pegram	*23	2-6	1-2	0-0	3	4	1	1	1	0	5	
Haywood	*20	2-3	0-0	0-1	6	2	1	2	0	0	4	
Knight	*31	13-21	0-1	4-4	9	3	0	0	0	1	30	
Worthy	*28	1-5	0-1	2-2	4	4	4	3	0	2	4	
Brown	*33	4-10	1-2	4-4	2	3	5	1	0	1	13	
Martin	20	1-2	0-0	0-0	5	1	1	1	0	1	2	
Ziri	19	4-9	2-6	1-1	2	3	2	0	0	0	11	
Ayer	4	0-1	0-0	0-0	1	1	1	0	0	0	0	
Brown	22	1-9	0-1	1-2	9	3	3	4	1	1	3	
Team					4					0		
Totals	200	28-66	4-13	12-14	45	24	18	12	2	6	72	

Halftime: San Diego State 26, Loyola Marymount 24. FG %: Loyola Marymount 42.4, San Diego State 35.2. 3FG%: Loyola Marymount 30.8, San Diego State 28.6. FT%: Loyola Marymount 85.7, San Diego State 68.4. Officials: Bill Gracey, Jim Danner, Milt Stowe. Technicals: LMU: Dustin Brown. Attendance: 1,650.

Game 10

San Diego State 63, CSU Fullerton 60
 Dec. 21, 2004 ♦ San Diego, Calif.
 Cox Arena ♦ Att.: 4,550

SAN DIEGO - San Diego State used a new starting lineup and a solid defensive effort to break a four-game losing streak with a 63-60 victory over Cal State Fullerton on Dec. 21, at Cox Arena.

The Aztecs led for all but 36 of seconds and built a 15-point second-half advantage before hanging on for a three-point victory. San Diego State overcame 19 turnovers and 11-of-23 free throw shooting by limiting the Titans to 29.0 percent field goal shooting.

The Aztecs started their fourth different lineup in the last four games with senior Tommy Johnson and freshman Tyler Smith getting their first starts of the season.

The Aztecs were led by sophomore guard Brandon Heath, who recorded his 11th consecutive double-digit scoring game against Division I competition and connected on a three-point field goal for the 10th straight contest, with a team-high 17 points, six assists and four rebounds, off the bench. Sophomore forward Marcus Slaughter recorded his third double-double of the season and the fifth of his career with 15 points and a game-high 13 rebounds. Walk-on freshman Tyler Smith, making his first career start, had career-highs with eight points, eight rebounds and four assists. Senior guard Tommy Johnson, making his first start in nearly a year, responded with seven points, six rebounds and three assists.

San Diego State snapped a five-game streak with a negative rebound margin, with a 45-41 advantage on the boards.

CSUF	MP	FG	3FG	FT	R	F	A	T	O	B	S	TP
King	*32	4-11	3-5	2-3	10	4	1	0	0	2	13	
Asprilla	*36	1-4	0-1	4-4	9	4	2	1	1	1	6	
Brown, J.	*22	3-13	0-4	2-2	2	4	2	1	0	0	8	
Brown, B.	*38	9-18	7-11	2-2	0	2	4	3	0	6	37	
Harper	*33	2-11	0-6	0-0	5	4	0	4	0	0	4	
Holmes	16	0-9	0-2	0-0	8	2	1	1	0	0	0	
Clemmons	2	0-0	0-0	0-0	0	0	0	0	0	0	0	
Quinet	21	1-3	0-0	0-0	3	4	0	2	0	0	2	
Team					4							
Totals	200	20-69	10-29	10-11	41	24	10	12	1	9	60	

SDSU	MP	FG	3FG	FT	R	F	A	T	O	B	S	TP
Slaughter	*39	6-15	0-2	3-9	13	4	0	7	2	0	15	
Davis	*12	1-1	0-0	0-2	0	2	0	0	0	0	2	
Johnson	*24	3-4	0-1	1-2	6	0	3	1	0	0	7	
Smith	*38	3-5	2-4	0-0	8	2	4	3	0	0	8	
Thomas	*11	1-5	0-1	2-2	0	2	0	1	0	0	4	
Heath	32	6-15	1-5	4-6	4	2	6	4	0	2	17	
Sharper	13	2-5	1-4	0-0	0	2	1	1	0	3	5	
Manker	11	1-5	0-0	0-0	4	2	1	1	0	0	2	
Camara	20	1-3	0-0	1-2	5	2	0	1	2	1	3	
Team					5							
Totals	200	24-58	4-17	11-23	45	18	15	19	4	6	63	

Halftime: San Diego State 32, Cal State Fullerton 26. FG %: San Diego State 41.4, Cal State Fullerton 29.0. 3FG%: San Diego State 34.5, Cal State Fullerton 23.5. FT%: Cal State Fullerton 90.9, San Diego State 47.8. Officials: Bob Staffen, Jim Danner, Ronnie Hernandez. Technicals: none. Attendance: 4,550.

Game 11

Iowa State 69, San Diego State 59
 Dec. 28, 2004 ♦ Ames, Iowa
 Hilton Coliseum ♦ Att.: 8,091

AMES, Iowa -- San Diego State rallied from a 13-point deficit to take a lead with less than 10 minutes remaining but was unable to hold on to the lead as Iowa State won for the 24th time in its last 25 home games with a 69-59 victory at Hilton Coliseum on Dec. 28.

The Aztecs shot just 38.3 percent from the field, but utilized a 7-0 run capped by a Marcus Slaughter three-pointer to take a 47-44 lead with 9:29 to play. The Cyclones responded with a 13-0 run to seize control of the game.

San Diego State outscored Iowa State from the field, 55-54, but the Cyclones held a 15-4 advantage from the free throw line. It marked just the third time this season that an Aztec opponent has shot more free throws than San Diego State.

Iowa State also held advantages in rebounds (37-31) and turnovers (12-17).

Sophomore guard Brandon Heath led the Aztecs with 20 points. It marked the 13th time in his career he has scored 20 or more points in a contest. Slaughter posted his fourth double-double of the season and the sixth of his career with 15 points and a game-high 12 rebounds. Senior forward Chris Walton returned to the lineup after being sidelined with a hip flexor and groin strain since the opener, and contributed six points and four rebounds.

Curtis Stinson paced the Cyclones with 17 points, while Jared Homan and Will Blalock added 16 and 15 points, respectively.

SDSU	MP	FG	3FG	FT	R	F	A	T	O	B	S	TP
Johnson	*6	1-2	0-0	0-0	1	1	0	0	0	0	2	
Heath	*39	9-19	2-8	0-0	3	1	2	3	1	1	20	
Smith	*13	0-4	0-3	0-0	1	1	1	1	0	0	0	
Davis	*9	0-0	0-0	0-0	0	2	0	2	0	0	0	
Slaughter	*32	6-12	1-2	2-5	12	3	1	4	2	2	15	
Sharper	36	3-9	2-7	0-0	3	2	3	1	0	3	8	
Thomas	8	0-0	0-0	2-2	0	0	0	0	0	0	2	
Walton	23	2-7	2-6	0-0	4	3	0	2	0	1	6	
Manker	19	2-6	2-5	0-0	0	3	2	2	0	1	6	
Camara	15	0-1	0-0	0-0	1	3	2	1	0	0	0	
Team					6					1		
Totals	200	23-60	9-31	4-7	31	19	11	17	3	8	59	

ISU	MP	FG	3FG	FT	R	F	A	T	O	B	S	TP
Stinson	*35	6-13	0-1	5-10	4	2	6	3	0	2	17	
Carr	*28	1-5	0-2	1-2	7	0	3	0	0	1	3	
Blalock	*36	5-7	1-2	4-5	5	0	4	3	0	1	15	
Staple	*23	2-7	0-0	1-4	5	3	0	1	0	1	5	
Homan	*39	7-13	0-0	2-5	7	0	1	1	3	1	16	
Clark	13	2-2	1-1	0-0	1	0	1	3	0	1	5	
Davis	4	0-1	0-1	0-0	0	0	0	1	0	0	0	
Neal	4	0-1	0-0	0-0	0	0	0	0	0	0	0	
George	5	0-0	0-0	2-2	1	0	0	0	0	0	2	
Faulkner	13	3-4	0-0	0-0	2	4	1	0	1	1	6	
Team					5							
Totals	200	26-53	2-7	15-28	37	9	16	12	4	8	69	

Halftime: Iowa State 32, San Diego State 29. FG %: Iowa State 49.1, San Diego State 38.3. 3FG%: Iowa State 28.3, San Diego State 29.0. FT%: Iowa State 53.6, San Diego State 57.1. Officials: Scott Thornley, Kerry Siltton, Mark Whitehead. Technicals: SDSU: Brandon Heath. Attendance: 8,091.

Game 12

Providence 76, San Diego State 67
 Dec. 31, 2004 ♦ San Diego, Calif.
 Cox Arena ♦ Att.: 5,132

SAN DIEGO - Donnie McGrath scored 17 points including three 3-pointers in the first seven minutes of the second half as Providence beat San Diego State, 76-67, on Saturday.

McGrath's key baskets pulled the Friars ahead for good, and they retained control by shooting 70.8 percent in the second half. Ryan Gomes added 17 points for Providence (8-4).

McGrath tied the game at 38-38 with almost four minutes gone in the second half as he made a 3-pointer, was fouled and sank the free throw.

Providence, which trailed 31-29 at halftime, led only once at 7-6 before taking the lead for good at 42-40 on Tuukka Kotti's jumper just more than five minutes into the half. The Friars were 17-of-24 in the second half after shooting just 35.5 percent in the first.

Brandon Heath scored a game-high 26 points to lead San Diego State (5-7), which trailed by as much as 10 points in the second half. Marcus Slaughter added 18 points and nine rebounds.

A power outage delayed the start of the game for more than two hours.

PC	MP	FG	3FG	FT	R	F	A	T	O	B	S	TP
Gomes	36	6-11	0-4	5-6	8	1	4	3	0	2	17	
Kotti	30	3-9	1-4	2-3	4	2	2	4	1	3	9	
Hill	13	3-4	0-0	2-3	4	3	1	0	2	0	8	
McGrath	34	5-8	4-7	3-3	2	1	3	1	0	2	17	
Brewing	34	1-10	0-3	0-0	4	1	4	2	1	2	2	
White	14	6-7	0-0	1-2	3	3	1	2	0	0	13	
McKiver	2	0-0	0-0	0-0	0	0	0	0	0	0	0	
Brown	14	1-1	0-0	2-4	2	2	0	3	0	0	4	
Parmer	3	0-0	0-0	0-0	0	1	0	0	0	0	0	
Hanke	14	3-4	0-0	0-0	6	3	1	0	1	0	6	
Burch	6	0-1	0-0	0-0	0	2	0	0	0	0	0	
Team										3		
Totals	200	28-55	5-18	15-21	36	19	16	15	5	9	76	

SDSU	MP	FG	3FG	FT	R	F	A	T	O	B	S	TP
Walton	33	0-2	0-2	1-2	2	4	3	4	1	1	1	
Slaughter	31	6-19	0-2	6-6	9	5	0	1	1	1	18	
Camara	28	2-6	0-0	3-7	13	0	2	2	1	1	7	
Heath	38	9-20	2-4	6-6	7	0	3	2	0	1	26	
Smith	10	0-0	0-0	0-0	0	0	0	2	0	0	0	
Johnson	3	1-1	0-0	0-0	0	1	0	0	0	0	2	
Sharper	19	1-2	1-1	0-0	0	2	0	0	0	2	3	
Davis	11	3-6	0-0	1-2	2	2	1	0	0	0	7	
Thomas	21	0-5	0-1	3-4	1	2	0	1	0	1	3	
Manker	6	0-2	0-1	0-0	1	1	1	0	0	0	0	
Team										3		
Totals	200	22-63	3-11	20-27	38	17	10	12	3	7	67	

Halftime: San Diego State 31, Providence 29. FG %: Providence 50.8, San Diego State 34.9. 3FG%: Providence 27.8, San Diego State 27.3. FT%: San Diego State 74.1, Providence 71.4. Officials: Tim Higgins, Patrick Driscoll, Tom Lopes. Technicals: none. Attendance: 5,132.

Game 13

San Diego State 64, So. Dakota St. 49
 Jan. 3, 2005 ♦ San Diego, Calif.
 Cox Arena ♦ Att.: 3,398

SAN DIEGO -- San Diego State used a smothering defense, forcing 23 turnovers and holding South Dakota State to 30.8 percent field goal shooting as the Aztecs ended non-conference play with a 64-49 victory over Jackrabbits at Cox Arena on Jan. 3.

Starting the same five players for the second consecutive game, the Aztecs led for more than 37 minutes to improve to 6-7 on the season and snap a two-game losing streak. Claiming victory in the final non-conference test has been a good omen recently for San Diego State as the last three times SDSU has won the final pre-conference test, the Aztecs have finished .500 or better and have advanced to postseason play twice.

San Diego State had a balanced attack as all nine players to see action had at least two points and at least one rebound. SDSU was the led by the sophomore duo of Brandon Heath and Marcus Slaughter with 15 points apiece. Heath added a game-high seven assists, along with four rebounds and four steals.

The Aztecs led 36-27 with 16:31 to play before scoring eight consecutive points to take complete control of the game. Heath got things started with a breakaway dunk and score seven of the Aztecs' eight points during the spurt.

San Diego State allowed just 49 points, marking the lowest scoring output for an Aztec opponent since defeating Long Beach State 74-44 on Nov. 21, 2003. It also marked the fourth time this season SDSU has won a game by 15 or more points.

So. Dakota	MP	FG	3FG	FT	R	F	A	T	O	B	S	TP
Holdren	27	5-20	1-2	1-2	3	4	2	2	0	1	12	
Beran	25	6-12	0-1	3-5	8	4	0	7	0	1	15	
DeJong	23	1-3	0-0	0-2	7	1	3	2	0	0	2	
Geiver	31	2-5	2-4	0-0	6	2	2	4	0	0	6	
Hokenson	22	0-5	0-1	1-2	2	0	4	1	0	2	1	
Casey	8	0-0	0-0	0-0	0	0	1	1	0	0	0	
Kleinjan	22	0-4	0-3	0-0	9	2	2	1	0	1	0	
Green	22	1-8	0-2	1-2	5	5	2	5	0	2	3	
Loney	20	5-8	0-1	0-1	5	1	0	0	1	0	10	
Team										3		
Totals	00	20-65	3-14	6-14	48	19	16	23	1	7	49	

SDSU	MP	FG	3FG	FT	R	F	A	T	O	B	S	TP
Walton	25	1-1	1-1	0-0	4	4	2	3	1	0	3	
Slaughter	28	5-10	0-0	5-6	5	3	1	6	1	1	15	
Camara	22	2-5	0-0	0-0	5	2	0	0	3	0	4	
Heath	31	7-16	1-6	0-0	4	1	7	3	0	4	15	
Smith	24	2-5	2-2	1-4	4	1	3	1	0	2	7	
Sharper	21	2-5	1-4	0-0	1	2	0	0	0	0	5	
Davis	17	2-6	0-0	2-4	2	2	0	2	2	2	6	
Thomas	16	1-3	0-1	0-0	1	0	1	0	0	0	2	
Manker	16	3-8	1-2	0-0	7	1	0	1	2	1	7	
Team										3		
Totals	00	25-59	6-16	8-14	36	16	14	16	9	10	64	

Halftime: San Diego State 30, So. Dakota State 21. FG %: San Diego State 42.4, So. Dakota State 30.8. 3FG%: San Diego State 37.5, So. Dakota State 21.4. FT%: San Diego State 57.1, So. Dakota State 42.9. Officials: Jim Stupin, Duane Allen, Ken Nielson. Technicals: SDSU: Marcus Slaughter. Attendance: 3,398.

Game 14

San Diego State 59, Brigham Young 57
 Jan. 8, 2005 ♦ Provo, Utah
 Marriott Center ♦ Att.: 12,663

PROVO, Utah -- He missed four straight practices prior to the game and after the game he took a flight to Philadelphia to see a specialist for his ongoing injury to his hip flexor/groin, but on Saturday night Chris Walton put in a performance that will be recounted by Aztec fans for years to come.

The fifth-year senior scored a season-high 12 points (two more than he had scored the rest of the season combined) and added six rebounds including a put-back seven-foot jumper as time expired to give San Diego State a 59-57 victory over Brigham Young in the conference opener for both teams.

The Aztecs won for just the third time in 26 lifetime appearances at the Marriott Center despite trailing by 13 points in the first half, 11 points in the second half and by four points with 48 seconds remaining.

San Diego State limited the Cougars to 35.1 percent shooting from the field and forced 17 turnovers, including 10 after intermission.

The Aztecs trailed by 11 early in the second half, but used a 25-8 run to take a six-point lead with 9:25 to play. The Cougars responded with a 9-0 run and led 51-48 with 4:18 remaining.

Brigham Young led by four points with 48 seconds to play, but Heath connected on a driving layup off the glass to cut the Aztecs deficit to two. Following a Cougar turnover, Heath converted another driving layup to tie the game at 57. After a BYU missed free throw, the Aztecs melted the clock setting the stage for Walton's follow off a Heath miss.

SDSU	MP	FG	3FG	FT	R	F	A	T	O	B	S	TP
Davis	12	2-6	0-0	0-0	3	3	0	1	0	0	4	
Slaughter	34	6-17	1-5	4-6	6	3	2	2	0	1	17	
Camara	15	0-1	0-0	0-0	2	2	0	1	1	1	0	
Heath	32	5-16	0-3	1-3	2	0	2	5	0	2	11	
Smith	20	0-0	0-0	0-0	2	1	6	0	0	1	0	
Johnson	10	0-1	0-0	0-0	1	1	1	0	0	0	0	
Walton	30	6-8	0-2	0-0	6	1	1	1	0	12		
Sharper	18	2-4	1-2	0-0	0	0	1	1	0	1	5	
Thomas	8	0-3	0-0	1-2	0	1	1	0	0	1	1	
Manker	21	4-6	0-2	1-1	6	4	3	1	0	1	9	
Team										5		
Totals	200	25-62	2-14	7-12	33	16	17	12	2	8	59	

BYU	MP	FG	3FG	FT	R	F	A	T	O	B	S	TP
Hall	36	3-12	2-7	8-8	6	1	1	4	0	0	16	
Jensen	31	3-4	0-0	4-4	7	1	0	1	0	1	10	
Miles	25	4-12	0-0	0-0	5	2	0	1	1	0	8	
Rose	36	3-10	1-7	0-0	6	3	2	1	0	0	7	
Ainge	38	4-11	0-3	1-3	6	1	5	5	0	4	9	
Young	4	0-0	0-0	0-0	1	0	0	0	0	0	0	
Nashif	2	0-0	0-0	0-0	0	0	0	0	0	0	0	
Burgess	2	0-1	0-1	0-0	1	1	0	1	0	0	0	
Balderson	6	1-2	0-1	0-0	1	0	0	2	0	0	2	
Meads	12	2-3	0-0	1-2	6	2	0	2	0	0	5	
Dawes	8	0-2	0-0	0-0	3	2	0	0	0	0	0	
Team										5		
Totals	200	20-57	3-19	14-17	47	13	8	17	1	5	57	

Halftime: BYU 28, San Diego State 19. FG %: San Diego State 40.3, BYU 35.1. 3FG%: BYU 15.8, San Diego State 14.3. FT%: BYU 82.4, San Diego State 58.3. Officials: Scott Thornley, Bill Gracey, Mike Reed. Technicals: none. Attendance: 12,633.

Game 15

San Diego State 81, UNLV 73
 Jan. 15, 2005 ♦ Las Vegas, Nev.
 Thomas & Mack Center ♦ Att.: 12,611

LAS VEGAS -- In a city of bright lights and star-studded shows, San Diego State brought a young star of its own.

Sophomore Brandon Heath scored a career-high 37 points, converting 12-of-18 field goals and all 12 of his free throws as the Aztecs defeated preseason Mountain West Conference favorite UNLV, 81-73.

The Aztecs recorded their first regular-season victory at the Thomas & Mack Center, their second victory in 12 games in the building and third victory over the Rebels in Las Vegas in 19 tries.

San Diego State trailed 22-16, but used a 20-5 run midway through the first half to take the lead for good. The Aztecs led the final 26:35 of the contest by shooting 49.1 percent from the field, their highest percentage in the last 10 games.

Heath's 37 points were the most by Aztec player in a Mountain West Conference game, the most in the Steve Fisher era, the 10th highest single-game total in school history and the fifth highest total in an SDSU conference game.

Sophomore forward Marcus Slaughter recorded his fifth double-double of the season and the seventh of his career with 17 points and a game-high 12 rebounds. Senior forward Chris Manker connected on three treys and added 13 points and six rebounds.

Coupled with the victory the previous week at Brigham Young, the Aztecs posted road wins over the Cougars and Rebels in the same season for the first time in school history and joined the 2002-03 Utah team as the only Mountain West Conference teams to do it in league history.

SDSU	MP	FG	3FG	FT	R	F	A	T	O	B	S	TP
Heath	39	12-18	1-3	12-12	1	2	5	6	0	2	37	
Slaughter	36	7-16	0-4	3-4	12	1	3	2	1	0	17	
Camara	19	1-2	0-0	0-2	8	1	0	1	0	1	2	
Smith	8	0-0	0-0	0-0	0	1	0	1	0	0	0	
Sharper	34	0-5	0-5	1-2	2	1	2	1	0	0	1	
Walton	34	4-8	1-3	2-3	4	3	2	2	0	0	11	
Davis	1	0-0	0-0	0-0	0	0	0	0	0	0	0	
Thomas	6	0-1	0-0	0-0	0	0	0	1	0	0	0	
Manker	23	4-7	3-4	2-2	6	4	2	1	1	0	13	
Team										4		
Totals	200	28-57	5-19	20-25	37	13	14	15	2	3	81	

UNLV	MP	FG	3FG	FT	R	F	A	T	O	B	S	TP
Blankson	32	7-14	0-1	0-0	8	4	2	1	0	1	14	
Beck	33	6-14	4-11	0-0	0	4	3	2	0	1	16	
Amundson	26	5-6	0-0	1-5	8	4	1	3	3	1	11	
Blassingame	31	5-12	0-3	0-0	1	2	8	2	0	2	10	
Hannan	16	1-4	0-2	0-0	4	1	0	1	0	1	2	
Umeh	29	7-15	2-8	2-2	6	2	0	2	0	1	18	
Terry	2	0-0	0-0	0-0	1	0	0	1	0	0	0	
Morgan	9	0-2	0-0	0-0	0	2	0	0	0	0	0	
Anthony	11	0-0	0-0	0-0	0	1	0	0	2	0	0	
Villepigue	11	0-2	0-0	2-4	8	2	0	2	0	0	2	
Team										1		
Totals	200	31-69	6-25	5-11	37	22	14	14	5	7	73	

Halftime: San Diego State 39, UNLV 32. FG %: San Diego State 49.1, UNLV 44.9. 3FG%: San Diego State 26.3, UNLV 24.0. FT%: San Diego State 80.0, UNLV 45.5. Officials: Randy McCall, Jim Stupin, Larry Spaulding. Technicals: none. Attendance: 12,611.

Game 16

Wyoming 88, San Diego State 81 (ot)

Jan. 22, 2005 ♦ San Diego, Calif.

Cox Arena ♦ Att.: 7,144

SAN DIEGO -- San Diego State had its three-game winning streak snapped by Wyoming, in an 88-81 overtime loss at Cox Arena on Jan. 22.

Brandon Heath and Marcus Slaughter, who both scored in double figures, led SDSU. Heath scored a game-high 29 points on 12 of 23 shooting (4-8 3FG). Slaughter recorded his sixth double-double (18 pts, 10 rebs.) of the season.

SDSU led by as many as 11 points in the first half, but could not extend its lead over the Cowboys. Behind the play of Kevin Lewis (12 points) and Justin Williams (10 points), who combined to shoot 7-for-8 (3-3 3FG) from the field in the first half, Wyoming was able to chip away at the lead and get within one point, 41-40, at halftime.

The second half was a see-saw battle, as the Aztecs jumped out to a seven point lead in the first 3:15. But a few minutes later, Wyoming took the lead from the Aztecs and led by as many as eight, with 5:14 to play in regulation.

After a steal by Chris Manker and a put-back layup by Slaughter, SDSU reclaimed the lead with 3:37 remaining. SDSU increased its advantage to three, but following two Heath miscues, the Cowboys took a one-point lead. Seconds later, Heath connected on a basket and made 1 of 2 free-throws to lead by two, but Dion Sherrell made both of his free-throws to tie the game and force it into overtime.

In the extra period, the teams exchanged baskets until the 1:59 mark, when Jerry Webb converted a three-point play to put the Cowboys up by one. The Cowboys went on to hit all six of their free-throw shots after Webb's three-point play.

Wyoming	MP	FG	3FG	FT	R	F	A	T	O	B	S	TP
Leven	12	0-4	0-2	2-2	0	2	0	2	0	0	0	2
Williams	33	7-8	0-0	8-10	11	3	1	2	6	2	2	22
Dunn	32	4-5	0-0	0-2	8	3	0	4	0	2	8	
Sherrell	36	3-8	0-2	8-9	6	2	2	7	0	0	14	
Straight	40	6-21	0-5	0-0	4	3	7	5	0	1	12	
Webb	22	3-4	0-0	2-3	9	3	1	1	0	1	8	
Lewis	23	4-6	3-4	1-3	2	0	0	0	0	2	12	
Ebert	1	0-0	0-0	0-0	0	0	0	0	0	0	0	0
Wabbington	26	4-5	0-0	2-2	3	1	0	2	0	0	10	
Team					4							
Totals	225	31-61	3-13	23-31	47	17	11	23	6	8	88	

SDSU	MP	FG	3FG	FT	R	F	A	T	O	B	S	TP
Walton	34	3-6	0-2	0-0	2	4	2	1	1	2	6	
Slaughter	33	8-20	0-1	2-2	10	3	2	3	1	2	18	
Camara	14	0-1	0-0	0-0	3	4	0	1	1	1	0	
Heath	42	12-23	4-8	1-6	1	2	3	5	0	3	29	
Sharper	39	2-9	2-8	4-4	2	2	4	1	0	3	10	
Johnson	3	0-0	0-0	0-0	1	0	0	2	0	0	0	
Smith	11	0-0	0-0	0-0	3	2	1	1	0	0	0	
Davis	10	2-4	0-0	2-4	1	3	0	0	0	1	6	
Thomas	13	0-0	0-0	2-2	1	0	1	0	0	1	2	
Manker	26	3-6	1-3	3-3	2	5	0	2	0	2	10	
Team					2							
Totals	225	30-69	7-22	14-21	28	25	13	16	3	15	81	

Halftime: San Diego State 41, Wyoming 40. FG %: Wyoming 50.8, San Diego State 43.5. 3FG%: San Diego State 31.8, Wyoming 23.1. FT%: Wyoming 74.2, San Diego State 66.7. Officials: Stanley Reynolds, Bob Staffen, Bill Kennedy. Technicals: Wyoming, Justin Williams. Attendance: 7,144.

Game 17

San Diego State 84, Colorado State 77

Jan. 24, 2005 ♦ San Diego, Calif.

Cox Arena ♦ Att.: 7,295

SAN DIEGO -- Senior forward Chris Walton scored a career-high 23 points, connecting on 10-of-11 attempts from the field, as San Diego State won for the fourth time in five outings with an 84-77 victory over Colorado State at Cox Arena on Jan. 24.

San Diego State never trailed, leading a conference game wire-to-wire for the first time since defeating Wyoming, 86-73, on March 1, 2003. The victory also improved SDSU to 3-1 in league play, marking the first time the Aztecs have been above .500 this late in a season since the 1998 WAC campaign.

Although still missing practice time during the week due to a hip flexor injury, Walton played the best game of his career, connecting on 10-of-11 field goal attempts, including 3-for-3 from behind the arc. He added four rebounds and two assists in 30 minutes of action.

Sophomore guard Brandon Heath added 15 points, a game-high seven assists and a team-high five rebounds. Sophomore forward Marcus Slaughter reached double figures for the 17th straight game and scored 15 or more points for the 13th straight outing with 18 points. Junior guard John Sharper connected on three three-point field goals en route to 11 points.

San Diego State shot 52.8 percent from the field, marking the first time in 12 games SDSU has cleared the 50 percent plateau and committed a season-low seven turnovers. The seven turnovers tied a Cox Arena record for fewest miscues and also tied a school-record for fewest turnovers in a Mountain West Conference game.

CSU	MP	FG	3FG	FT	R	F	A	T	O	B	S	TP
Smith	32	5-11	0-0	8-12	7	2	3	4	2	1	18	
Creason	21	3-4	0-0	0-1	5	4	1	1	0	0	6	
Nelson	34	8-11	0-0	7-10	4	3	2	1	0	0	23	
Morris	29	3-8	3-4	2-2	2	3	3	1	0	1	11	
Patterson	27	1-2	1-2	2-2	2	4	0	4	0	0	5	
Ball	12	1-4	1-3	0-0	2	2	0	0	0	0	3	
Rakiecki	5	0-2	0-2	0-0	0	0	2	0	0	0	0	
Morris	31	3-5	1-3	0-0	7	1	4	1	1	1	7	
Verwers	3	1-1	0-0	0-0	1	0	0	1	0	0	2	
Williams	6	1-2	0-0	0-0	0	1	0	2	0	0	2	
Team					2							
Totals	200	26-50	6-14	19-27	32	20	15	15	3	3	77	

SDSU	MP	FG	3FG	FT	R	F	A	T	O	B	S	TP
Walton	30	10-11	3-3	0-0	4	2	2	2	1	0	23	
Sharper	35	3-7	3-6	2-2	3	0	2	0	0	1	11	
Slaughter	32	5-10	0-0	8-11	4	4	2	0	2	2	18	
Camara	16	2-4	0-0	0-0	4	5	3	2	0	2	4	
Heath	36	4-12	1-5	6-7	5	3	7	2	1	2	15	
Smith	16	1-2	1-1	1-2	1	2	0	0	0	0	4	
Davis	7	1-1	0-0	2-4	0	5	0	0	0	1	4	
Thomas	12	0-3	0-1	0-0	2	0	2	0	1	2	0	
Manker	16	2-3	1-1	0-0	0	1	0	1	0	1	5	
Team					2							
Totals	200	28-53	9-17	19-26	25	22	18	7	5	11	84	

Halftime: San Diego State 44, CSU 33. FG %: CSU 52.8, San Diego State 52.0. 3FG%: CSU 52.9, San Diego State 42.9. FT%: CSU 73.1, San Diego State 70.4. Officials: Randy McCall, Jim Stupin, Dick Cartmell. Technicals: none. Attendance: 7,295.

2004-05 San Diego State

Record: 9-9 (Home: 6-5, Away: 3-4, Neutral: 0-0)
 Mountain West Conference: 3-2 (Home: 1-1, Away: 2-1)

San Diego State High										
Date	NR	Opponent	SDSU Result	W-L	Record	MWC	Scorer	Rebounder	Assists	Attendance
Nov. 19		UC SANTA BARBARA	L-ot 72-80	L1	0-1		Slaughter-28	Slaughter-13	Heath-3	6,191
Nov. 22		MONMOUTH	W 69-65	W1	1-1		Slaughter-18	Heath-9	Thomas-6	4,097
Nov. 27		UC SAN DIEGO	W 86-51	W2	2-1		Manker-23	Manker-5	Heath-9	4,102
Dec. 1		SAN DIEGO	W 83-63	W3	3-1		Heath-26	Slaughter-12	Heath-5	6,132
Dec. 4		at UC Santa Barbara (D)	W 73-55	W4	4-1		Slaughter-24	Slaughter-7	Heath-7	1,518
Dec. 7	16/21	at Washington	L 69-98	L1	4-2		Slaughter-21	Camara/Slaughter-7	Thomas-3	9,694
Dec. 11		CALIFORNIA~	L 57-60	L2	4-3		Slaughter-18	Slaughter-9	Manker-3	8,978
Dec. 14		SAINT MARY'S	L 64-73	L3	4-4		Heath-20	Slaughter-8	Sharper-2	4,056
Dec. 18		at Loyola Marymount	L 68-72	L4	4-5		Slaughter-21	Slaughter-9	Heath-4	1,650
Dec. 21		CAL STATE FULLERTON	W 63-60	W1	5-5		Heath-17	Slaughter-13	Heath-6	4,550
Dec. 28	--/rv	at Iowa State	L 59-69	L1	5-6		Heath-20	Slaughter-12	Sharper-3	8,091
Dec. 31		PROVIDENCE (D)	L 67-76	L2	5-7		Heath-26	Camara-13	Heath/Walton-3	5,132
Jan. 3		SOUTH DAKOTA STATE	W 64-49	W1	6-7		Heath/Slaughter-15	Manker-7	Heath-7	3,398
Jan. 8		at Brigham Young* (:00)	W 59-57	W2	7-7	1-0	Slaughter-17	three with-6	Smith-6	12,633
Jan. 15		at UNLV*	W 81-73	W3	8-7	2-0	Heath-37	Slaughter-12	Heath-5	12,611
Jan. 22		WYOMING*	L-ot 81-88	L1	8-8	2-1	Heath-29	Slaughter-10	Sharper-4	7,144
Jan. 24		COLORADO STATE*	W 84-77	W1	9-8	3-1	Walton-23	Heath-5	Heath-7	7,295
Jan. 29	--/rv	at Air Force* (D)	L 50-62	L1	9-9	3-2	Heath-17	Slaughter-15	Heath-4	5,607
Jan. 31	--/rv	at New Mexico*								
Feb. 5		UTAH*								
Feb. 7		BRIGHAM YOUNG*								
Feb. 12		UNLV* (D)								
Feb. 19		at Colorado State*								
Feb. 21		at Wyoming*								
Feb. 26		NEW MEXICO*								
Feb. 28		AIR FORCE*								
Mar. 5		at Utah* (D)								
Mar. 10-12		at Mountain West Conference Championships (Pepsi Center; Denver, Colo.)								

Caps denote home game. * - Indicates Mountain West Conference Game. ^ - Mountain West Conference Championships at the Pepsi Center in Denver, Colo. ~ - San Diego SLAM Presented by PerfectWave Technologies (Cox Arena; San Diego, Calif.). Two-letter abbreviation indicates round, number to left of team indicates seed. Opp. NR - Indicates San Diego State's opponent national rankings in the Associated Press and ESPN/USA Today coaches polls at gametime. :00 - Time remaining in the final ten seconds when winning team scored final points to break a tie or win the game. D - Indicates day game. c - Indicates capacity.

Record/Attendance Summary

	G	W-L	Total	Average	High
Home	11	6-5	61,075	5,552	8,978 vs. California (Dec. 11)
Mountain West	2	1-1	14,439	7,220	7,295 vs. Colorado State (Jan. 24)
Away	7	3-4	51,804	7,401	12,633 at Brigham Young (Jan. 8)
Mountain West	3	2-1	25,244	10,284	12,633 at Brigham Young (Jan. 8)
Neutral					
Total	18	9-9	112,879	6,271	12,633 at Brigham Young (Jan. 8)
Mountain West	5	3-2	45,290	9,058	12,633 at Brigham Young (Jan. 8)

Win/Loss Margin

	1	2	3	4	5	6	7	8	9	10	11	12	13	14	15	16	17	18	19	20	21	22	23	24	25	29	35
Win		1	1	1			1	1							1			1		1							1
Loss			1	1			1	1	2	1		1															1

2004-05 San Diego State Statistics

Record: 9-9 (Home: 6-5, Away: 3-4, Neutral: 0-0)

No.	Player	GP	GS	Min	Avg	TOTAL		3-PTS		FT-FTA		REBOUNDS		PF	FO	A	TO	Blk	Stl	Pts	Avg						
						FG-FGA	Pct	3FG-FGA	Pct	Pct	Pct	Off	Def									Tot	Avg				
01	HEATH, Brandon	18	17	615	34.2	117-270	.433	32-93	.344	69-86	.802	12	52	64	3.6	33	1	73	67	3	39	335	18.6				
42	SLAUGHTER, Marcus	18	18	625	34.7	110-238	.462	9-36	.250	93-140	.664	62	100	162	9.0	58	2	24	59	22	25	322	17.9				
33	MANKER, Chris	18	6	374	20.8	58-124	.468	18-53	.340	22-29	.759	23	37	60	3.3	35	1	23	21	9	14	156	8.7				
15	SHARPER, John	18	13	510	28.3	38-102	.373	28-77	.364	13-14	.929	5	20	25	1.4	23	0	27	25	0	23	117	6.5				
21	THOMAS, Matt	18	3	316	17.6	24-78	.308	2-13	.154	30-42	.714	15	25	40	2.2	19	0	25	20	1	17	80	4.4				
20	DAVIS, Trimaine	18	4	197	10.9	27-51	.529	0-0	.000	12-26	.462	18	11	29	1.6	36	1	2	7	3	6	66	3.7				
03	WALTON, Chris	9	6	261	29.0	27-51	.529	7-21	.333	4-7	.571	13	17	30	3.3	28	0	13	25	5	5	65	7.2				
50	CAMARA, Mohamed	18	14	336	18.7	20-51	.392	0-0	.000	7-18	.389	38	44	82	4.6	37	2	10	16	13	15	47	2.6				
11	SMITH, Tyler	17	7	255	15.0	9-29	.310	8-18	.444	4-12	.333	7	25	32	1.9	21	0	24	16	0	6	30	1.8				
00	JOHNSON, Tommy	15	2	126	8.4	9-16	.563	1-4	.250	1-4	.250	5	9	14	0.9	10	0	8	12	2	3	20	1.3				
31	INES, Jared	5	0	9	1.8	3-3	1.000	0-0	.000	2-6	.333	0	0	0	0.0	0	0	0	0	0	0	8	1.6				
05	HANOUR, Travis	3	0	22	7.3	1-4	.250	1-3	.333	0-0	.000	0	3	3	1.0	3	0	2	3	1	2	3	1.0				
10	WEINSTEIN, Shawn	2	0	4	2.0	0-1	.000	0-1	.000	0-0	.000	0	0	0	0.0	0	0	0	1	0	0	0	0.0				
TEAM												25	32	57	3.2	0							2				
SDSU TOTALS		18				443-1018	.435	106-319	.332	257-384	.669	223	375	598	33.2	303	7	231	274	59	155	1249	69.4				
OPPONENTS		18				446-1025	.435	114-342	.333	222-310	.716	237	402	639	35.5	326	5	264	288	54	133	1228	68.2				

SCORE BY PERIODS:	1st	2nd	OT	2OT	Total
SAN DIEGO STATE	573	662	14		1,249
OPPONENTS	557	642	29		1,228

Mountain West Record: 3-2 (Home: 1-1, Away: 2-1)

No.	Player	GP	GS	Min	Avg	TOTAL		3-PTS		FT-FTA		REBOUNDS		PF	FO	A	TO	Blk	Stl	Pts	Avg						
						FG-FGA	Pct	3FG-FGA	Pct	Pct	Pct	Off	Def									Tot	Avg				
01	HEATH, Brandon	5	5	188	37.6	39-82	.476	8-23	.348	23-33	.697	0	13	13	2.6	8	0	21	21	1	11	109	21.8				
42	SLAUGHTER, Marcus	5	5	171	34.2	31-72	.431	1-10	.100	19-30	.633	16	31	47	9.4	15	0	10	12	4	5	82	16.4				
03	WALTON, Chris	5	3	151	30.2	24-37	.649	4-11	.364	3-5	.600	7	12	19	3.8	13	0	7	12	3	3	55	11.0				
33	MANKER, Chris	5	0	97	19.4	14-24	.583	5-10	.500	6-8	.750	2	15	17	3.4	15	1	5	6	1	4	39	7.8				
15	SHARPER, John	5	4	155	31.0	8-29	.276	7-25	.280	7-8	.875	2	5	7	1.4	5	0	10	3	0	5	30	6.0				
20	DAVIS, Trimaine	5	1	44	8.8	6-14	.429	0-0	.000	4-8	.500	7	0	7	1.4	15	1	0	2	0	2	16	3.2				
21	THOMAS, Matt	5	0	64	12.8	2-11	.182	0-1	.000	5-6	.833	0	5	5	1.0	3	0	5	1	1	5	9	1.8				
50	CAMARA, Mohamed	5	4	64	12.8	3-8	.375	0-0	.000	0-2	.000	7	10	17	3.4	12	1	3	5	2	5	6	1.2				
00	JOHNSON, Tommy	3	0	16	5.3	2-3	.667	1-1	1.000	0-0	.000	1	1	2	0.7	2	0	1	2	0	0	5	1.7				
11	SMITH, Tyler	5	3	75	15.0	1-4	.250	1-1	1.000	1-4	.250	0	9	9	1.8	6	0	7	2	0	1	4	0.8				
TEAM												7	9	16	3.2	0							1				
SDSU TOTALS		5				130-284	.458	27-82	.329	68-104	.654	49	110	159	31.8	94	3	69	67	12	41	355	71.0				
OPPONENTS		5				128-281	.456	28-97	.289	73-100	.730	59	124	183	36.6	88	0	61	77	16	33	357	71.4				

SCORE BY PERIODS:	1st	2nd	OT	2OT	Total
SAN DIEGO STATE	168	182	5		355
OPPONENTS	157	188	12		357

2004-05 San Diego State Win/Loss Statistics

Wins Only
Games: 9

No.	Player	GP	GS	Min	TOTAL		3-PTS		FT-FTA		REBOUNDS		PF	FO	A	TO	Blk	Stl	Pts	Avg			
					FG-FGA	Pct	3FG-FGA	Pct	FT-FTA	Pct	Off	Def									Tot	Avg	
01	HEATH, Brandon	9	8	290	32.2	55-121	.455	14-43	.326	38-44	.864	4	27	31	3.4	14	0	50	35	1	23	162	18.0
42	SLAUGHTER, Marcus	9	9	302	33.6	52-107	.486	6-21	.286	46-67	.687	16	54	70	7.8	25	0	15	28	13	8	156	17.3
33	MANKER, Chris	9	4	197	21.9	37-67	.552	10-24	.417	11-12	.917	14	25	39	4.3	18	0	13	10	7	5	95	10.6
15	SHARPER, John	9	6	231	25.7	24-51	.471	17-40	.425	5-6	.833	3	6	9	1.0	8	0	11	8	0	12	70	7.8
03	WALTON, Chris	4	2	119	29.8	21-28	.750	5-9	.556	2-3	.667	7	11	18	4.5	10	0	7	8	3	0	49	12.3
20	DAVIS, Trimaine	9	2	104	11.6	14-26	.538	0-0	.000	4-12	.333	8	7	15	1.7	19	1	1	4	3	4	32	3.6
50	CAMARA, Mohamed	9	8	184	20.4	13-27	.481	0-0	.000	3-7	.429	19	25	44	4.9	21	1	5	8	8	7	29	3.2
21	THOMAS, Matt	9	1	137	15.2	9-36	.250	2-8	.250	8-17	.471	5	14	19	2.1	5	0	16	11	1	6	28	3.1
11	SMITH, Tyler	9	4	158	17.6	8-18	.444	7-12	.583	3-8	.375	6	15	21	2.3	14	0	20	10	0	4	26	2.9
00	JOHNSON, Tommy	6	1	64	10.7	4-6	.667	0-1	.000	1-2	.500	3	6	9	1.5	2	0	4	3	1	1	9	1.5
31	INES, Jared	3	0	7	2.3	2-2	1.000	0-0	.000	2-6	.333	0	0	0	0.0	0	0	0	0	0	0	6	2.0
10	WEINSTEIN, Shawn	2	0	4	2.0	0-1	.000	0-1	.000	0-0	.000	0	0	0	0.0	0	0	0	1	0	0	0	0.0
05	HANOUR, Travis	1	0	3	3.0	0-0	.000	0-0	.000	0-0	.000	0	0	0	0.0	1	0	1	0	0	0	0	0.0
TEAM												13	16	29	3.2	0							0
SDSU TOTALS		9			239-490	.488	61-159	.384	123-184	.668	98	206	304	33.8	137	2	143	126	37	70	662	73.6	
OPPONENTS		9			198-512	.387	63-184	.342	91-128	.711	122	178	300	33.3	165	2	123	146	19	57	550	61.1	

SCORE BY PERIODS:	1st	2nd	OT	2OT	Total
SAN DIEGO STATE	303	359			662
OPPONENTS	251	299			550

Losses Only
Games: 9

No.	Player	GP	GS	Min	TOTAL		3-PTS		FT-FTA		REBOUNDS		PF	FO	A	TO	Blk	Stl	Pts	Avg			
					FG-FGA	Pct	3FG-FGA	Pct	FT-FTA	Pct	Off	Def									Tot	Avg	
01	HEATH, Brandon	9	9	325	36.1	62-149	.416	18-50	.360	31-42	.738	8	25	33	3.7	19	1	23	32	2	16	173	19.2
42	SLAUGHTER, Marcus	9	9	323	35.9	58-131	.443	3-15	.200	47-73	.644	46	46	92	10.2	33	2	9	31	9	17	166	18.4
33	MANKER, Chris	9	2	177	19.7	21-57	.368	8-29	.276	11-17	.647	9	12	21	2.3	17	1	10	11	2	9	61	6.8
21	THOMAS, Matt	9	2	179	19.9	15-42	.357	0-5	.000	22-25	.880	10	11	21	2.3	14	0	9	9	0	11	52	5.8
15	SHARPER, John	9	7	279	31.0	14-51	.275	11-37	.297	8-8	1.000	2	14	16	1.8	15	0	16	17	0	11	47	5.2
20	DAVIS, Trimaine	9	2	93	10.3	13-25	.520	0-0	.000	8-14	.571	10	4	14	1.6	17	0	1	3	0	2	34	3.8
50	CAMARA, Mohamed	9	6	152	16.9	7-24	.292	0-0	.000	4-11	.364	19	19	38	4.2	16	1	5	8	5	8	18	2.0
03	WALTON, Chris	5	4	142	28.4	6-23	.261	2-12	.167	2-4	.500	6	6	12	2.4	18	0	6	17	2	5	16	3.2
00	JOHNSON, Tommy	9	1	62	6.9	5-10	.500	1-3	.333	0-2	.000	2	3	5	0.6	8	0	4	9	1	2	11	1.2
11	SMITH, Tyler	8	3	97	12.1	1-11	.091	1-6	.167	1-4	.250	1	10	11	1.4	7	0	4	6	0	2	4	0.5
05	HANOUR, Travis	2	0	19	9.5	1-4	.250	1-3	.333	0-0	.000	0	3	3	1.5	2	0	1	3	1	2	3	1.5
31	INES, Jared	2	0	2	1.0	1-1	1.000	0-0	.000	0-0	.000	0	0	0	0.0	0	0	0	0	0	0	2	1.0
TEAM												12	16	28	3.1	0							2
SDSU TOTALS		9			204-528	.386	45-160	.281	134-200	.670	125	169	294	32.7	166	5	88	148	22	85	587	65.2	
OPPONENTS		9			248-513	.483	51-158	.323	131-182	.720	115	224	339	37.7	161	3	141	142	35	76	678	75.3	

SCORE BY PERIODS:	1st	2nd	OT	2OT	Total
SAN DIEGO STATE	270	303	14		587
OPPONENTS	306	343	29		678

2004-05 San Diego State Home/Away Statistics

Home Games Only
Record: 6-5

No.	Player	GP	GS	Min	Avg	TOTAL		3-PTS		FT-FTA		REBOUNDS		PF	FO	A	TO	Blk	Stl	Pts	Avg			
						FG-FGA	Pct	3FG-FGA	Pct	Pct	Pct	Off	Def									Tot	Avg	
01	HEATH, Brandon	11	10	382	34.7	67-164	.409	21-61	.344	45-55	.818	8	34	42	3.8	20	1	48	41	2	29	200	18.2	
42	SLAUGHTER, Marcus	11	11	378	34.4	64-142	.451	3-18	.167	64-90	.711	35	59	94	8.5	36	2	13	35	15	19	195	17.7	
33	MANKER, Chris	11	4	226	20.5	39-79	.494	9-31	.290	16-20	.800	19	19	38	3.5	15	1	14	12	6	11	103	9.4	
15	SHARPER, John	11	8	312	28.4	25-65	.385	20-50	.400	10-10	1.000	3	13	16	1.5	16	0	16	12	0	17	80	7.3	
21	THOMAS, Matt	11	2	195	17.7	15-51	.294	2-12	.167	16-24	.667	11	18	29	2.6	12	0	15	12	1	10	48	4.4	
20	DAVIS, Trimaine	11	1	120	10.9	19-34	.559	0-0	.000	8-19	.421	8	9	17	1.5	26	1	1	3	2	6	46	4.2	
50	CAMARA, Mohamed	11	10	234	21.3	18-44	.409	0-0	.000	6-14	.429	31	29	60	5.5	27	2	7	12	10	10	42	3.8	
03	WALTON, Chris	5	5	151	30.2	14-24	.583	4-9	.444	1-2	.500	4	9	13	2.6	18	0	10	14	4	3	33	6.6	
11	SMITH, Tyler	10	3	145	14.5	7-17	.412	6-11	.545	3-8	.375	6	16	22	2.2	13	0	16	9	0	3	23	2.3	
00	JOHNSON, Tommy	9	1	78	8.7	5-8	.625	0-2	.000	1-4	.250	4	6	10	1.1	5	0	6	7	1	1	11	1.2	
31	INES, Jared	3	0	6	2.0	2-2	1.000	0-0	.000	2-4	.500	0	0	0	0.0	0	0	0	0	0	0	6	2.0	
05	HANOUR, Travis	2	0	19	9.5	1-4	.250	1-3	.333	0-0	.000	0	3	3	1.5	2	0	1	3	1	2	3	1.5	
10	WEINSTEIN, Shawn	2	0	4	2.0	0-1	.000	0-1	.000	0-0	.000	0	0	0	0.0	0	0	0	1	0	0	0	0.0	
TEAM												14	13	27	2.5	0							0	
SDSU TOTALS		11					276-635	.435	66-198	.333	172-250	.688	143	228	371	33.7	190	7	147	161	42	111	790	71.8
OPPONENTS		11					265-609	.435	72-208	.346	140-194	.722	134	244	378	34.4	209	4	159	192	32	85	742	67.5

SCORE BY PERIODS:	1st	2nd	OT	2OT	Total
SAN DIEGO STATE	363	413	14		790
OPPONENTS	337	376	29		742

Road/Neutral Games Only
Record: 3-4

No.	Player	GP	GS	Min	Avg	TOTAL		3-PTS		FT-FTA		REBOUNDS		PF	FO	A	TO	Blk	Stl	Pts	Avg			
						FG-FGA	Pct	3FG-FGA	Pct	Pct	Pct	Off	Def									Tot	Avg	
01	HEATH, Brandon	7	7	233	33.3	50-106	.472	11-32	.344	24-31	.774	4	18	22	3.1	13	0	25	26	1	10	135	19.3	
42	SLAUGHTER, Marcus	7	7	247	35.3	46-96	.479	6-18	.333	29-50	.580	27	41	68	9.7	22	0	11	24	7	6	127	18.1	
33	MANKER, Chris	7	2	148	21.1	19-45	.422	9-22	.409	6-9	.667	4	18	22	3.1	20	0	9	9	3	3	53	7.6	
15	SHARPER, John	7	5	198	28.3	13-37	.351	8-27	.296	3-4	.750	2	7	9	1.3	7	0	11	13	0	6	37	5.3	
21	THOMAS, Matt	7	1	121	17.3	9-27	.333	0-1	.000	14-18	.778	4	7	11	1.6	7	0	10	8	0	7	32	4.6	
03	WALTON, Chris	4	1	110	27.5	13-27	.481	3-12	.250	3-5	.600	9	8	17	4.3	10	0	3	11	1	2	32	8.0	
20	DAVIS, Trimaine	7	3	77	11.0	8-17	.471	0-0	.000	4-7	.571	10	2	12	1.7	10	0	1	4	1	0	20	2.9	
23	JOHNSON, Tommy	6	1	48	8.0	4-8	.500	1-2	.500	0-0	.000	1	3	4	0.7	5	0	2	5	1	2	9	1.5	
11	SMITH, Tyler	7	4	110	15.7	2-12	.167	2-7	.286	1-4	.250	1	9	10	1.4	8	0	8	7	0	3	7	1.0	
50	CAMARA, Mohamed	7	4	102	14.6	2-7	.286	0-0	.000	1-4	.250	7	15	22	3.1	10	0	3	4	3	5	5	0.7	
31	INES, Jared	2	0	3	1.5	1-1	1.000	0-0	.000	0-2	.000	0	0	0	0.0	0	0	0	0	0	0	2	1.0	
05	HANOUR, Travis	1	0	3	3.0	0-0	.000	0-0	.000	0-0	.000	0	0	0	0.0	1	0	1	0	0	0	0	0.0	
TEAM												11	19	30	4.3	0							2	
SDSU TOTALS		7					167-383	.436	40-121	.331	85-134	.634	80	147	227	32.4	113	0	84	113	17	44	459	65.6
OPPONENTS		7					181-416	.435	42-134	.313	82-116	.707	103	158	261	37.3	117	1	105	96	22	48	486	69.4

SCORE BY PERIODS:	1st	2nd	OT	2OT	Total
SAN DIEGO STATE	210	249			459
OPPONENTS	220	266			486

2004-05 Team Game-By-Game

Opponent	Site/Date	FG-FGA	Pct	3P-3PA	Pct	FT-FTA	Pct	Off-Def	Tot	PF	AT	TO	BS	ST	1st-2nd	Pts
at SDSU	H	26-67	.388	7-26	.269	13-18	.722	18-21	39	17	12	19	2	9	26-37-9	72
UC Santa Barbara	11/19	30-60	.500	8-23	.348	12-17	.706	11-25	36	18	15	17	3	13	31-32-17	80
at SDSU	H	20-47	.426	6-15	.400	23-33	.697	15-26	41	14	11	17	3	7	28-41	69
Monmouth	11/22	21-51	.412	10-23	.435	13-16	.813	4-16	20	21	18	10	3	10	31-34	65
at SDSU	H	32-53	.604	7-17	.412	15-20	.750	11-13	24	11	23	9	5	15	35-51	86
UC San Diego	11/27	16-37	.432	9-17	.529	10-12	.833	9-12	21	16	14	27	1	6	29-22	51
at SDSU	H	30-56	.536	10-24	.417	13-18	.722	13-25	38	11	15	17	6	7	38-45	83
San Diego	12/1	26-62	.419	8-21	.381	3-5	.600	9-15	24	16	15	15	1	7	27-36	63
SDSU	A	27-45	.600	12-20	.600	7-13	.538	4-21	25	16	16	14	1	3	38-35	73
at UC Santa Barbara	12/4	18-52	.346	8-22	.364	11-15	.733	14-16	30	14	13	13	3	3	24-31	55
SDSU	A	26-62	.419	4-13	.308	13-19	.684	15-16	31	18	10	26	6	12	34-35	69
at No. 16/21 Wash.	12/7	38-75	.507	9-22	.409	13-17	.765	24-21	45	19	23	20	6	9	56-42	98
at SDSU	H	21-60	.350	4-19	.211	11-13	.846	11-19	30	15	9	14	2	12	29-28	57
California	12/11	25-54	.463	2-13	.154	8-14	.571	13-24	37	16	15	15	3	3	37-23	60
at SDSU	H	18-50	.360	3-14	.214	25-37	.676	15-12	27	24	7	15	0	12	29-35	64
Saint Mary's	12/14	22-45	.489	8-23	.348	21-26	.808	12-24	36	23	14	20	5	10	33-40	73
SDSU	A	19-54	.352	4-14	.286	26-38	.684	15-19	34	14	9	12	3	6	26-42	68
at Loyola M'mount	12/18	28-66	.424	4-13	.308	12-14	.857	19-26	45	24	18	12	2	6	24-48	72
at SDSU	H	24-58	.414	4-17	.235	11-23	.478	15-30	45	18	15	19	4	6	32-31	63
Cal State Fullerton	12/21	20-69	.290	10-29	.345	10-11	.909	19-22	41	24	10	12	1	9	26-34	60
SDSU	A	23-60	.383	9-31	.290	4-7	.571	12-19	31	19	11	17	3	8	29-30	59
at Iowa State	12/28	26-53	.491	2-7	.286	15-28	.536	11-26	37	9	16	12	4	8	32-37	69
at SDSU	H	22-63	.349	3-11	.273	20-27	.741	18-20	38	17	10	12	3	7	31-36	67
Providence	12/31	28-55	.509	5-18	.278	15-21	.714	10-26	36	19	16	15	5	9	29-47	76
at SDSU	H	25-59	.424	6-16	.375	8-14	.571	12-24	36	16	14	16	9	10	30-34	64
South Dakota State	1/3	20-65	.308	3-14	.214	6-14	.429	23-25	48	19	16	23	1	7	21-28	49
SDSU	A	25-62	.403	2-14	.143	7-12	.583	11-22	33	16	17	12	2	8	19-40	59
at Brigham Young	1/8	20-57	.351	3-19	.158	14-17	.824	18-29	47	13	8	17	1	5	28-29	57
SDSU	A	28-57	.491	5-19	.263	20-25	.800	9-28	37	13	14	15	2	3	39-42	81
at UNLV	1/15	31-69	.449	6-25	.240	5-11	.455	14-23	37	22	14	14	5	7	32-41	73
at SDSU	H	30-69	.435	7-22	.318	14-21	.667	7-21	28	25	13	16	3	15	41-35-5	81
Wyoming	1/22	31-61	.508	3-13	.231	23-31	.742	12-35	47	17	11	23	6	8	40-36-12	88
at SDSU	H	28-53	.528	9-17	.529	19-26	.731	8-17	25	22	18	7	5	11	44-40	84
Colorado State	1/24	26-50	.520	6-14	.429	19-27	.704	12-20	32	20	15	15	3	3	33-44	77
SDSU	A	19-43	.442	4-10	.400	8-20	.400	14-22	36	18	7	17	0	4	25-25	50
at Air Force	1/29	20-44	.455	10-26	.385	12-14	.857	3-17	20	16	13	8	1	10	24-38	62
SDSU	A															
at New Mexico	1/31															

2004-05 Game-By-Game Leaders Misc. Stats

Below is a look at the efficiency leader (the formula is efficiency = (PTS + REB + AST + STL + BLK) - ((FGA - FGM) + (FTA - FTM) + TO)), the hockey +/- leader (differential in score while player is on the court) (minimum 10 minutes played), the PRA leader (points+rebounds+assists) and playing time leader for individual games.

Date	Opponent	SDSU Result	Efficiency	Hockey +/-	PRA	Playing Time
Nov. 19	UC SANTA BARBARA	L-ot 72-80	Slaughter+31	Manker+10	Slaughter42	Slaughter41:44
Nov. 22	MONMOUTH	W 69-65	Slaughter+19	Thomas+17	Heath27	Slaughter35:23
Nov. 27	UC SAN DIEGO	W 86-51	Manker+29	Heath/Slaughter .+24	Manker31	Slaughter30:14
Dec. 1	SAN DIEGO	W 83-63	Manker+28	Manker+22	Heath34	Slaughter34:46
Dec. 4	at UC Santa Barbara	W 73-55	Heath+27	Sharper+33	Slaughter32	Sharper31:03
Dec. 7	at No. 16/21 Washington	L 69-98	Slaughter+19	Johnson-5	Slaughter29	Slaughter35:36
Dec. 11	CALIFORNIA	L 57-60	Slaughter+16	Davis+3	Slaughter28	Slaughter38:41
Dec. 14	SAINT MARY'S	L 64-73	Slaughter+15	Davis+1	Slaughter23	Heath37:24
Dec. 18	at Loyola Marymount	L 68-72	Slaughter+16	Slaughter+3	Slaughter32	Slaughter37:47
Dec. 21	CAL STATE FULLERTON	W 63-60	Smith+15	Johnson+9	Slaughter28	Slaughter38:32
Dec. 28	at Iowa State	L 59-69	Slaughter+19	Smith+10	Slaughter28	Heath39:22
Dec. 31	PROVIDENCE	L 67-76	Heath+24	Slaughter+4	Heath36	Heath38:22
Jan. 3	SOUTH DAKOTA STATE	W 64-49	Heath+18	Smith+21	Heath26	Heath32:18
Jan. 8	at Brigham Young*	W 59-57	Walton+17	Manker+17	Slaughter25	Slaughter33:53
Jan. 15	at UNLV*	W 81-73	Heath+33	Manker+21	Heath43	Heath39:23
Jan. 22	WYOMING*	L-ot 81-88	Slaughter+18	Slaughter+4	Heath33	Heath40:55
Jan. 24	COLORADO STATE*	W 84-77	Walton+27	Walton+13	Walton29	Heath/Sharper .36:04
Jan. 29	at Air Force*	L 50-62	Heath+15	Slaughter28

Individual Game Win Share Champion: UC Santa Barbara - Chris Manker .2743; Monmouth - Matt Thomas .4729; UC San Diego - Marcus Slaughter .1797; San Diego - Chris Manker .2500; at UC Santa Barbara - Marcus Slaughter .2912; at Washington - Matt Thomas .0790; California - Trimaime Davis .1463; Saint Mary's - Brandon Heath .1014; at Loyola Marymount - Marcus Slaughter .2106; Cal State Fullerton - Tommy Johnson .4032; at Iowa State - Chris Walton and Tyler Smith .0700; Providence - Marcus Slaughter .1654; South Dakota State - Tyler Smith .2008; at Brigham Young - Chris Manker .9833; at UNLV - Chris Manker .3696; Wyoming - Marcus Slaughter .1756; Colorado State - Chris Walton .3181; at Air Force -

2004-05 Game-By-Game Biggest Leads/Time in Lead

Below is a look at the efficiency leader (the formula is efficiency = (PTS + REB + AST + STL + BLK) - ((FGA - FGM) + (FTA - FTM) + TO)), the hockey +/- leader (differential in score while player is on the court) (minimum 10 minutes played), the PRA leader (points+rebounds+assists) and playing time leader for individual games.

Date	Opponent	SDSU Result	SDSU Big Opp Big			SDSU in Opp in				Paint		Off TOs		2nd Ch.		Bench	
			Lead	Lead	Ties	LC	Lead	Lead	Tied	SD	Opp	SD	Opp	SD	Opp	SD	Opp
Nov. 19	UC SANTA BARBARA	L-ot 72-80	3	10	6	5	3:55	36:16	4:45	28	24	20	20	16	8	19	11
Nov. 22	MONMOUTH	W 69-65	4	18	2	3	1:02	37:07	1:51	22	16	14	15	12	4	13	26
Nov. 27	UC SAN DIEGO	W 86-51	35	2	5	11	33:53	1:33	4:34	50	14	30	4	16	0	24	20
Dec. 1	SAN DIEGO	W 83-63	20	6	1	5	31:12	5:59	2:49	30	24	24	18	21	12	6	14
Dec. 4	at UC Santa Barbara	W 73-55	36	1	2	0	37:12	1:47	1:01	24	14	21	10	2	9	9	24
Dec. 7	at No. 16/21 Washington	L 69-98	none	33	0	0	0:00	39:37	0:23	38	42	23	38	12	20	18	33
Dec. 11	CALIFORNIA	L 57-60	3	10	3	2	3:10	34:21	2:29	22	32	9	14	11	14	10	16
Dec. 14	SAINT MARY'S	L 64-73	2	11	7	1	2:02	34:32	3:26	24	22	21	19	16	15	14	22
Dec. 18	at Loyola Marymount	L 68-72	7	7	7	8	23:44	11:38	4:38	26	34	16	18	11	19	15	16
Dec. 21	CAL STATE FULLERTON	W 63-60	15	2	1	1	39:24	0:19	0:17	32	14	11	16	8	7	27	2
Dec. 28	at Iowa State	L 59-69	3	13	2	2	0:58	35:57	3:05	24	38	16	22	9	13	22	13
Dec. 31	PROVIDENCE	L 67-76	7	10	3	5	21:50	16:01	2:04	34	34	18	17	19	15	15	23
Jan. 3	SOUTH DAKOTA STATE	W 64-49	17	1	0	4	37:02	2:17	0:41	36	30	22	17	13	8	20	13
Jan. 8	at Brigham Young*	W 59-57	6	13	5	3	5:05	33:09	1:46	30	24	18	11	13	13	27	7
Jan. 15	at UNLV*	W 81-75	12	6	0	3	27:00	2:49	0:11	42	32	15	14	6	15	24	20
Jan. 22	WYOMING*	L-ot 81-88	11	8	6	11	27:30	14:15	3:15	38	40	24	17	7	17	18	30
Jan. 24	COLORADO STATE*	W 84-77	19	0	0	0	39:05	0:00	0:55	28	32	17	8	10	16	13	14
Jan. 29	at Air Force	L 50-62	2	17	4	10	3:43	31:36	4:41	12	18	8	16	15	7	15	18

2004-05 Efficiency (Prior to Air Force game)

The National Basketball Association uses a formula to rank the most efficient players in the league. The formula is efficiency = (PTS + REB + AST + STL + BLK) - ((FGA - FGM) + (FTA - FTM) + TO). Below are San Diego State's efficiency Ratings for the 2003-04 season.

SEASON EFFICIENCY POINTS

Marcus Slaughter	.307
Brandon Heath	.262
Chris Manker	.167
Mohamed Camara	.109
John Sharper	.101
Chris Walton	.69
Matt Thomas	.69
Trimaine Davis	.59
Tyler Smith	.49
Tommy Johnson	.20
Travis Hanour	.5
Jared Ines	.4
Shawn Weinstein	-.2

SEASON EFFICIENCY POINTS PER GAME

Marcus Slaughter	.18.06
Brandon Heath	.15.41
Chris Manker	.9.82
Chris Walton	.8.63
Mohamed Camara	.6.41
John Sharper	.5.94
Matt Thomas	.4.06
Trimaine Davis	.3.47
Tyler Smith	.3.06
Travis Hanour	.1.67
Tommy Johnson	.1.43
Jared Ines	.0.80
Shawn Weinstein	-.1.00

SEASON EFFICIENCY POINTS PER MINUTE

Marcus Slaughter	.0.521
Chris Manker	.0.460
Brandon Heath	.0.455
Jared Ines	.0.444
Mohamed Camara	.0.324
Trimaine Davis	.0.322
Chris Walton	.0.290
Matt Thomas	.0.237
Travis Hanour	.0.227
John Sharper	.0.210
Tyler Smith	.0.209
Tommy Johnson	.0.163
Shawn Weinstein	-.0.667

2004-05 Hockey +/- Ratings (Prior to Air Force game)

Hockey +/- tracks the team score while the player is on the court (total point team scored while on the court-total points team allowed while on the court).

HOCKEY +/- POINTS

Chris Manker	+83
Tyler Smith	+36
Marcus Slaughter	+29
John Sharper	+22
Brandon Heath	+17
Chris Walton	+11
Shawn Weinstein	+10
Travis Hanour	+3
Jared Ines	+2
Trimaine Davis	-1
Matt Thomas	-16
Tommy Johnson	-23
Mohamed Camara	-28

HOCKEY +/- POINTS PER GAME

Shawn Weinstein	+5.00
Chris Manker	+4.88
Tyler Smith	+2.25
Marcus Slaughter	+1.71
Chris Walton	+1.38
John Sharper	+1.29
Travis Hanour	+1.00
Jared Ines	+0.50
Brandon Heath	+0.38
Trimaine Davis	-0.06
Matt Thomas	-0.94
Tommy Johnson	-1.64
Mohamed Camara	-1.65

HOCKEY +/- POINTS PER MINUTE

Shawn Weinstein	+2.500
Chris Manker	+0.229
Jared Ines	+0.222
Tyler Smith	+0.153
Travis Hanour	+0.136
Marcus Slaughter	+0.049
Chris Walton	+0.046
John Sharper	+0.046
Brandon Heath	+0.030
Trimaine Davis	-0.005
Matt Thomas	-0.055
Mohamed Camara	-0.083
Tommy Johnson	-0.187

2004-05 Win Share Ratings (Prior to Air Force game)

Combines efficiency rating and hockey plus/minus rating into one value. Total number for all individual players added together equals the total number of team victories.

WIN SHARES

Marcus Slaughter	+2.3307
Chris Manker	+2.1096
Brandon Heath	+1.5469
Tyler Smith	+0.9670
Chris Walton	+0.9073
John Sharper	+0.9008
Matt Thomas	+0.4111
Trimaine Davis	+0.0584
Tommy Johnson	+0.0431
Travis Hanour	+0.0281
Shawn Weinstein	+0.0222
Jared Ines	+0.0066
Mohamed Camara	-0.3318

2004-05 Points/Rebounds/Assists

Opponent	0	1	3	5	10	11	15	20	21	31	33	42	50
	Tommy Johnson	Brandon Heath	Chris Walton	Travis Hanour	Shawn Weinstein	Tyler Smith	John Sharper	Trimaine Davis	Matt Thomas	Jared Ines	Chris Manker	Marcus Slaughter	Mohamed Camara
UC SANTA BARBARA	0/1/2	17/4/3*	0/1/1*	INJ	CD	0/0/0	8/3/2*	0/1/0	2/1/1	0/0/0	17/8/2	28/13/1*	0/5/0*
MONMOUTH	2/1/0	16/9/2*	INJ	INJ	CD	1/2/1	6/0/1*	2/3/0	8/5/6	CD	9/2/1*	18/7/0*	7/8/0*
UC SAN DIEGO	0/0/0	5/1/9*	INJ	INJ	0/0/0	3/2/4	9/1/2*	8/2/0	7/4/2	6/0/0	23/5/3*	20/4/3*	5/4/0*
SAN DIEGO	0/1/0	26/3/5*	INJ	INJ	0/0/0	0/2/2	13/1/1*	2/2/0	4/5/1	0/0/0	22/6/2*	12/12/3*	4/5/1*
at UC Santa Barbara	0/0/0	20/2/7*	INJ	0/0/1	DNT	3/0/0	15/1/1*	4/3/1	2/2/3	0/0/0	5/3/1*	24/7/1*	0/3/1*
at No. 16/21 Washington	2/1/1	18/4/1*	INJ	INJ	DNT	0/1/1	2/0/2*	0/1/0	14/3/3	2/0/0	8/1/1*	21/7/1*	2/7/0*
CALIFORNIA	0/0/0	14/3/2*	INJ	0/3/1	CD	CD	7/3/1*	4/1/0	6/2/1	CD	2/1/3*	18/9/1*	6/7/0*
SAINT MARY'S	0/0/1	20/1/1*	INJ	3/0/0	CD	0/0/1	3/2/2*	5/3/0	10/7/0*	CD	6/2/1	15/8/0*	2/1/1*
at Loyola Marymount	0/1/0	12/6/4*	INJ	CD	DNT	4/3/0	3/3/1*	10/2/0*	7/4/2*	CD	10/3/0	21/9/2*	1/1/0
CAL STATE FULLERTON	7/6/3*	17/4/6	INJ	CD	CD	8/8/4*	5/0/1	2/0/0*	4/0/0*	CD	2/4/1	15/13/0*	3/5/0
at Iowa State	2/1/0*	20/3/2*	6/4/0	CD		0/1/1*	8/3/3	0/0/0*	2/0/0	CD	6/0/2	15/12/1*	0/1/2
PROVIDENCE	2/0/0	26/7/3*	1/2/3*	CD		0/0/0*	3/0/0	7/2/1	3/1/0	CD	0/1/1	18/9/0*	7/13/2*
SOUTH DAKOTA ST.	CD	15/4/7*	3/4/2*	CD		7/4/3*	5/1/0	6/2/0	2/1/1	CD	7/7/0	15/5/1*	4/5/0*
at Brigham Young	0/1/1	11/2/2	12/6/1	CD		0/2/6*	5/0/1	4/3/0*	1/0/1	CD	9/6/3	17/6/2*	0/2/0*
at UNLV	CD	37/1/5	11/4/2*	CD		0/0/0*	1/2/2*	0/0/0	0/0/0	DNT	13/6/2	17/12/3*	2/8/0*
WYOMING	0/1/0	29/1/3	6/2/2*	CD		0/3/1	10/2/4*	6/1/0	2/1/1	CD	10/2/0	18/10/2*	0/3/0*
COLORADO ST.	CD	15/5/7	23/4/2*	CD		4/1/0	11/3/2*	4/0/0	0/2/2	CD	5/0/0	18/4/2*	4/4/3*
at Air Force	5/0/0	17/4/4	3/3/0*			0/3/0*	3/0/1*	2/3/0*	6/2/1	DNT	2/3/0	12/15/1*	0/0/0
*at New Mexico													
*UTAH													
*BRIGHAM YOUNG													
*UNLV													
*at Colorado St.													
*at Wyoming													
*NEW MEXICO													
*AIR FORCE													
*at Utah													

* - Indicates starter. CD - Did Not Play-Coach's Decision. DNT - Did Not Travel. INJ - Did Not Play-Injured. * - Indicates Mountain West Conference Game. ` - 2005 Mountain West Conference Basketball Championship.

2004-05 Superlatives

Individual

Category	San Diego State	Opponent
Points Scored	37 by Brandon Heath at UNLV (1-15-05)	30 by Matthew Knight at Loyola Marymount (12-18-04)
Field Goals	12 by Brandon Heath vs. Wyoming (1-22-05) 12 by Brandon Heath at UNLV (1-15-05)	13 by Matthew Knight at Loyola Marymount (12-18-04)
Field Goals Attempted	23 by Brandon Heath vs. Wyoming (1-22-05)	21 by Jay Straight vs. Wyoming (1-22-05) 21 by Matthew Knight at Loyola Marymount (12-18-04)
Highest FG Percentage (min. 5 made)	90.9 (10-11) by Chris Walton vs. CSU (1-24-05)	85.7 (6-7) by DeSean White 13 vs. Providence (12-31-04)
Highest FG Percentage (min. 10 made)	90.9 (10-11) by Chris Walton vs. CSU (1-24-05)	61.9 (13-21) by Matthew Knight at LMU (12-18-04)
3-Point Field Goals Made	4 by Brandon Heath vs. Wyoming (1-22-05) 4 by Brandon Heath at UCSB (12-4-04)	7 by Bobby Brown vs. Cal State Fullerton (12-21-04)
3-Point Field Goals Attempted	10 by Brandon Heath vs. UCSB (11-19-04)	11 by Romel Beck at UNLV (1-15-05) 11 by Bobby Brown vs. Cal State Fullerton (12-21-04)
3-Point Field Goal Percentage (min. 4 made)	66.7 (4-6) by Brandon Heath at UCSB (12-4-04)	80.0 (4-5) by Tim Keller at Air Force (1-29-05) 80.0 (4-5) by Josh Davis vs. UC Santa Barbara (11-19-04)
3-Point Field Goal Percentage (min. 7 made)	NA	63.6 (7-11) by Bobby Brown vs. Cal State Fullerton (12-21-04)
Free Throws	12 by Brandon Heath at UNLV (1-15-05) 12 by Marcus Slaughter vs. UCSB (11-19-04)	9 by Frederic Adjivanou vs. Saint Mary's (12-14-04)
Free Throws Attempted	14 by Marcus Slaughter at Loyola Marymount (12-18-04) 14 by Marcus Slaughter vs. Saint Mary's (12-14-04) 14 by Marcus Slaughter vs. Monmouth (11-22-04) 14 by Marcus Slaughter vs. UCSB (11-19-04)	12 by Jason Smith vs. Colorado State (1-24-05)
Free Throw Percentage (min. 5 made)	1.000 (12-12) by Brandon Heath at UNLV (1-15-05) 1.000 (8-8) by Brandon Heath vs. Monmouth (11-22-04) 1.000 (6-6) by Brandon Heath vs. Providence (12-31-04) 1.000 (6-6) by Marcus Slaughter vs. Providence (12-31-04) 1.000 (5-5) by Marcus Slaughter at UCSB (12-4-04) 1.000 (5-5) by Chris Manker vs. UCSD (11-27-04)	100.0 (8-8) by Mike Hall at Brigham Young (1-8-05) 100.0 (6-6) by Nick Welch at Air Force (1-29-05)
Free Throw Percentage (min. 10 made)	100.0 (12-12) by Brandon Heath at UNLV (1-15-05)	NA
Offensive Rebounds	8 by Marcus Slaughter vs. UCSB (11-19-04)	6 by Matthew Knight at Loyola Marymount (12-18-04) 6 by Bobby Jones at Washington (12-7-04)
Defensive Rebounds	10 by Marcus Slaughter vs. Cal State Fullerton (12-21-04)	9 by Jonatahan Sanders vs. Saint Mary's (12-14-04)
Total Rebounds	15 by Marcus Slaughter at Air Force (1-29-05)	11 by Justin Williams vs. Wyoming (1-22-05)
Assists	9 by Brandon Heath vs. UCSD (11-27-04)	8 by Jerel Blassingame at UNLV (1-15-05) 8 by Will Conroy at Washington (12-7-04)
Blocked Shots	3 by Marcus Slaughter vs. SDSU (1-3-05) 3 by Chris Manker vs. San Diego (12-1-04) 3 by Marcus Slaughter vs. UCSD (11-27-04)	6 by Justin Williams vs. Wyoming (1-22-05)
Steals	5 by Brandon Heath vs. UCSD (11-27-04)	6 by Bobby Brown vs. Cal State Fullerton (12-21-04)
Minutes Played	42 by Brandon Heath vs. Wyoming (1-22-05) 42 by Marcus Slaughter vs. UCSB (11-19-04)	41 by Chrismen Oliver vs. UC Santa Barbara (11-19-04)
Minutes Played (Regulation)	40 by Marcus Slaughter at Loyola Marymount (12-18-04)	39 by Jared Homan at Iowa State (12-28-04)

Team

SDSU High	SDSU Low	Category	Opponent High	Opponent Low
86 vs. UCSD (11-27-04)	56 at Air Force (1-29-05)	Points Scored	98 at Washington (12-7-04)	49 vs. SDSU (1-3-05)
32 vs. UCSD (11-27-04)	18 vs. Saint Mary's (12-14-04)	Field Goals	38 at Washington (12-7-04)	16 vs. UCSD (11-27-04)
69 vs. Wyoming (1-22-05)	43 at Air Force (1-29-05)	Field Goals Attempted	75 at Washington (12-7-04)	37 vs. UCSD (11-27-04)
60.4 vs. UCSD (11-27-04)	34.9 vs. Providence (12-31-04)	FG Percentage	52.0 vs. Colorado State (1-24-05)	29.0 vs. CSUF (12-21-04)
12 at UCSB (12-4-04)	2 at Brigham Young (1-8-05)	3-Point Field Goals Made	10 vs. Mon./vs. CSUF/vs. AFA	2 vs. California/at Iowa State
31 at Iowa State (12-28-04)	10 at Air Force (1-29-05)	3-Point Field Goals Attempted	29 vs. CSUF (12-21-04)	7 at Iowa State (12-28-04)
60.0 at UCSB (12-4-04)	14.3 at Brigham Young (1-8-05)	3-Point Field Goal Percentage	52.9 vs. UCSD (11-27-04)	15.4 vs. California (12-11-04)
26 at Loyola Marymount (12-18-04)	4 at Iowa State (12-28-04)	Free Throws Made	23 vs. Wyoming (1-22-05)	3 vs. San Diego (12-1-04)
38 at Loyola Marymount (12-18-04)	7 at Iowa State (12-28-04)	Free Throws Attempted	31 vs. Wyoming (1-22-05)	5 vs. San Diego (12-1-04)
84.6 vs. California (12-11-04)	40.0 at Air Force (1-29-05)	Free Throw Percentage	90.9 vs. CSUF (12-21-04)	42.9 vs. SDSU (1-3-05)
18 vs. UCSB/vs. Providence	4 at UCSB (12-4-04)	Offensive Rebounds	24 at Washington (12-7-04)	3 at Air Force (1-29-05)
30 vs. CSUF (12-21-04)	12 vs. Saint Mary's (12-14-04)	Defensive Rebounds	35 vs. Wyoming (1-22-05)	12 vs. UCSD (11-27-04)
45 vs. CSUF (12-21-04)	24 vs. UCSD (11-27-04)	Total Rebounds	48 vs. SDSU (1-3-05)	20 vs. Monmouth/at Air Force
25 vs. Wyoming (1-22-05)	11 vs. UCSD/San Diego	Fouls	24 at LMU/vs. CSUF	9 at Iowa State (12-28-04)
2 vs. Saint Mary's/vs. CSU	0 - several times	Fouled Out	1 - several times	0 - several times
23 vs. UCSD (11-27-04)	7 vs. Saint Mary's (12-14-04)	Assists	23 at Washington (12-7-04)	8 at Brigham Young (1-8-05)
26 at Washington (12-7-04)	7 vs. Colorado State (1-24-05)	Turnovers	27 vs. UCSD (11-27-04)	8 at Air Force (1-29-05)
9 vs. SDSU (1-3-05)	0 vs. Saint Mary's (12-14-04)	Blocked Shots	6 at Washington/vs. Wyoming	1 - six times
15 vs. UCSD/vs. Wyoming	6 at Loyola Marymount/vs. CSUF	Steals	13 vs. UCSB (11-19-04)	3 at UCSB/vs. Cal/vs. CSU
51 vs. UCSD, 2nd (11-27-04)	19 at Brigham Young, 1st (1-8-05)	Points/Half	56 at Washington (12-7-04)	21 vs. SDSU, 1st (1-3-05)
65.4 vs. UCSD, 2nd (11-27-04)	22.6 at Brigham Young, 1st (1-8-05)	FG Percentage/Half	70.8 vs. Providence (12-31-04)	27.3 at BYU, 1st (1-8-05)
4 - five times	2 - eight times	Double-Figure Scorers	5 at UNLV/vs. Wyoming	1 at UCSB (12-4-04)

Season and Career Highs

► 0 • TOMMY JOHNSON

	Season	Career
Points	7 vs. CSUF, 12-21-04	18 vs. Troy St., 11-30-03
Rebounds	6 vs. CSUF, 12-21-04	7 vs. IPFW, 12-30-02
Assists	3 vs. CSUF, 12-21-04	5 at Cal Poly, 11-30-02
Steals	2 at Washington, 12-7-04	4 vs. Troy St., 11-30-03
Blocked Shots	1 - two times	2 - two times
Minutes	24 vs. CSUF, 12-21-04	33 vs. Troy St., 11-30-03

► 1 • BRANDON HEATH

	Season	Career
Points	37 at UNLV, 1-15-05	37 at UNLV, 1-15-05
Rebounds	9 vs. Monmouth, 11-22-04	9 vs. Monmouth, 11-22-04
Assists	9 vs. UCSD, 11-27-04	9 vs. UCSD, 11-27-04
Steals	5 vs. UCSD, 11-27-04	5 vs. UCSD, 11-27-04
Blocked Shots	1 - three times	1 - three times
Minutes	42 vs. Wyoming, 1-22-05	43 at Colorado St., 1-24-04

► 3 • CHRIS WALTON

	Season	Career
Points	23 vs. CSU, 1-24-05	23 vs. CSU, 1-24-05
Rebounds	6 at BYU, 1-8-05	10 - two times
Assists	3 vs. Providence, 12-31-04	6 vs. Portland, 12-31-03
Steals	2 vs. Wyoming, 1-22-05	3 - six times
Blocked Shots	1 - four times	4 vs. UNM, 2-28-02
Minutes	34 - two times	40 at CSU, 1-24-04

► 5 • TRAVIS HANOUR

	Season	Career
Points	3 vs. Saint Mary's, 12-14-04	11 - two times
Rebounds	3 vs. California, 12-11-04	7 vs. Utah, 1-18-03
Assists	1 - two times	3 vs. Wash. St., 2-10-01
Steals	2 vs. California, 12-11-04	2 - two times
Blocked Shots	1 vs. California, 12-11-04	2 vs. Chaminade, 11-20-00
Minutes	15 vs. California, 12-11-04	35 vs. Utah, 1-18-03

► 11 • TYLER SMITH

	Season
Points	8 vs. CSUF, 12-21-04
Rebounds	8 vs. CSUF, 12-21-04
Assists	6 at BYU, 1-8-05
Steals	2 vs. SDSU, 1-3-05
Blocked Shots	0
Minutes	38 vs. CSUF, 12-21-04

► 15 • JOHN SHARPER

	Season	Career
Points	15 at UCSB, 12-4-04	15 at UCSB, 12-4-04
Rebounds	3 - five times	5 vs. UCSD, 12-2-02
Assists	4 vs. Wyoming, 1-22-05	4 - two times
Steals	3 - four times	3 - five times
Blocked Shots	0	none
Minutes	40 vs. UCSB, 11-19-04	40 vs. UCSB, 11-19-04

► 20 • TRIMAINE DAVIS

	Season	Career
Points	10 at LMU, 12-18-04	10 at LMU, 12-18-04
Rebounds	3 - five times	4 - three times
Assists	1 - two times	1 - five times
Steals	2 vs. SDSU, 1-3-05	2 vs. SDSU, 1-3-05
Blocked Shots	2 vs. SDSU, 1-3-05	2 - two times
Minutes	19 at UCSB, 12-4-04	19 - two times

► 21 • MATT THOMAS

	Season
Points	14 at Washington, 12-7-04
Rebounds	7 vs. Saint Mary's, 12-14-04
Assists	6 vs. Monmouth, 11-22-04
Steals	3 - two times
Blocked Shots	1 vs. CSU, 1-24-05
Minutes	32 vs. Saint Mary's, 12-14-04

► 33 • CHRIS MANKER

	Season	Career
Points	23 vs. UCSD, 11-27-04	23 vs. UCSD, 11-27-04
Rebounds	8 vs. UCSB, 11-19-04	9 vs. UCSD, 12-6-03
Assists	3 - three times	3 - three times
Steals	3 vs. UCSB, 11-19-04	3 vs. UCSB, 11-19-04
Blocked Shots	3 vs. San Diego, 12-1-04	3 vs. San Diego, 12-1-04
Minutes	35 vs. UCSB, 11-19-04	35 vs. UCSB, 11-19-04

► 42 • MARCUS SLAUGHTER

	Season	Career
Points	28 vs. UCSB, 11-19-04	28 vs. UCSB, 11-19-04
Rebounds	15 at Air Force, 1-29-05	15 - two times
Assists	3 - three times	4 at Saint Mary's, 1-6-04
Steals	4 vs. UCSB, 11-19-04	5 at UNM, 2-28-04
Blocked Shots	3 vs. UCSD, 11-27-04	3 vs. UCSD, 11-27-04
Minutes	41 vs. UCSB, 11-19-04	41 vs. UCSB, 11-19-04

► 50 • MOHAMED CAMARA

	Season
Points	7 - two times
Rebounds	13 vs. Providence, 12-31-04
Assists	3 vs. CSU, 1-24-05
Steals	3 at Washington, 12-7-04
Blocked Shots	3 vs. SDSU, 1-3-05
Minutes	31 - two times

2004-05 Miscellaneous Statistics

San Diego State's Record When...

Category	This Season	Fisher Era	SDSU Streak
Home	6-5	57-33	Won 1
Away	3-4	18-51	Lost 1
Neutral	0-0	4-4	Lost 2
Scoring First	2-5		Won 1
Opponent Scores First	7-4		Lost 1
Leading at Half	7-4	58-17	Lost 1
Trailing at Half	2-5	18-71	Won 1
Tied at Half	0-0	3-0	
Leading with 5:00 Left	7-0		Won 7
Trailing with 5:00 Left	2-9		Lost 2
Tied with 5:00 Left	0-0		Won 1
In Overtime	0-2	1-10	Lost 4
SDSU Outrebounds Opp.	4-3	52-33	Lost 2
SDSU is Outrebounded	4-6	26-53	Won 1
Opp. Commits More TOs	4-4	49-23	Won 1
SDSU Commits More TOs	5-4	26-58	Lost 1
SDSU More FT Attempts	5-6	51-29	Lost 1
Opp. More FT Attempts	3-3	25-59	Won 1
SDSU Shoots Better than Opp.	9-0	63-19	Won 9
Opp. Shoots Better than SDSU	0-9	14-68	Lost 12
SDSU Shoots 50% or Better	4-0	29-10	Won 6
SDSU Shoots 40-50%	5-3	41-38	Lost 2
SDSU Shoots 40% or Less	0-6	9-40	Lost 7
Opp. Shoots 50% or Better	1-4	9-25	Won 1
Opp. Shoots 40-50%	4-5	35-56	Lost 1
Opp. Shoots 40% or Less	4-0	36-6	Won 5
SDSU Bench Outscores Opp.	5-3	43-32	Lost 1
Opp. Bench Outscores SDSU	4-6	34-52	Won 1
SDSU Scores Less Than 60	1-3	3-27	Lost 1
SDSU Scores Between 60-69	3-4	20-35	Won 1
SDSU Scores Between 70-79	1-1	29-16	Won 1
SDSU Scores Between 80-89	4-1	20-10	Won 1
SDSU Scores Between 90-99	0-0	7-0	Won 7
SDSU Scores 100+	0-0	0-0	Won 23
Opp. Scores Less Than 60	4-0	28-4	Won 4
Opp. Scores Between 60-69	3-3	31-15	Lost 2
Opp. Scores Between 70-79	2-3	20-35	Won 2
Opp. Scores Between 80-89	0-2	0-21	Lost 30
Opp. Scores Between 90-99	0-1	0-11	Lost 21
Opp. Scores 100+	0-0	0-2	Lost 8
Wearing Black	3-3		Lost 1
Wearing Red	4-1		Won 2
Wearing White	2-5		Lost 1
On Monday	3-0		Won 3
On Tuesday	1-3		Lost 1
On Wednesday	1-0		Won 4
On Thursday	0-0		Lost 1
On Friday	0-2		Lost 2
On Saturday	4-4		Lost 2
On Sunday	0-0		Lost 1
In November	2-1		Won 2
In December	3-6		Lost 2
In January	4-2		Lost 1
In February	0-0		Lost 1
In March	0-0		Lost 3

STARTING LINEUPS

SF	PF	C	SG	PG	W-L
Slaughter	Walton	Camara	Sharper	Heath	1-2
Slaughter	Manker	Camara	Sharper	Heath	4-2
Sharper	Slaughter	Camara	Heath	Thomas	0-1
Sharper	Slaughter	Davis	Heath	Thomas	0-1
Smith	Slaughter	Davis	Johnson	Thomas	1-0
Smith	Slaughter	Davis	Johnson	Heath	0-1
Walton	Slaughter	Camara	Smith	Heath	1-1
Slaughter	Davis	Camara	Smith	Heath	1-0
Smith	Slaughter	Camara	Sharper	Heath	1-0
Smith	Slaughter	Walton	Sharper	Heath	0-1

LEADS AND DEFICITS

SDSU Biggest Halftime Lead	14 at UC Santa Barbara (12-4-04)
SDSU Biggest Halftime Lead Lost	2 at Loyola Marymount/Providence
SDSU Biggest Halftime Lead Lost in a Loss	2 at Loyola Marymount/Providence
SDSU Biggest Halftime Deficit	22 at Washington (12-7-04)
SDSU Biggest Halftime Deficit Overcome	9 at Brigham Young (1-8-05)
SDSU Biggest Halftime Deficit Overcome for Victory	9 at Brigham Young (1-8-05)
SDSU Biggest Lead	36 at UC Santa Barbara (12-4-04)
SDSU Biggest Lead Lost	11 vs. Wyoming (1-22-05)
SDSU Biggest Lead Lost in a Loss	11 vs. Wyoming (1-22-05)
SDSU Biggest Deficit	33 at Washington (12-7-04)
SDSU Biggest Deficit Overcome	18 vs. Monmouth (11-22-04)
SDSU Biggest Deficit Overcome for Victory	18 vs. Monmouth (11-22-04)

TEAM LEADER IN SCORING

	SEASON	CAREER
Brandon Heath	9	18
Marcus Slaughter	8	9
Chris Manker	1	1
Chris Walton	1	4

MISSED GAMES DUE TO INJURY

	SEASON
Chris Walton	9
Travis Hanour	5
TOTAL	14

TEAM LEADER IN REBOUNDING

	SEASON	CAREER
Marcus Slaughter	13	23
Chris Manker	3	3
Mohamed Camara	2	2
Brandon Heath	2	2
Chris Walton	1	4

TEAM LEADER IN ASSISTS

	SEASON	CAREER
Brandon Heath	11	13
John Sharper	3	3
Matt Thomas	2	2
Chris Manker	1	1
Tyler Smith	1	1
Chris Walton	1	9

DOUBLE FIGURE SCORING GAMES

	SEASON	CAREER
Marcus Slaughter	18	27
Brandon Heath	17	38
Chris Manker	5	7
John Sharper	4	4
Chris Walton	3	16
Matt Thomas	2	2
Trimaime Davis	1	1

20-PLUS SCORING GAMES

	SEASON	CAREER
Brandon Heath	7	16
Marcus Slaughter	5	5
Chris Manker	2	2
Chris Walton	1	1

DOUBLE FIGURE REBOUNDING GAMES

	SEASON	CAREER
Marcus Slaughter	7	11
Mohamed Camara	1	1

DOUBLE FIGURE ASSIST GAMES

	SEASON	CAREER
none		

DOUBLE-DOUBLES

	SEASON	CAREER
Marcus Slaughter	7	9

TOP SCORING PERFORMANCES

37, Brandon Heath at UNLV (1-15-05)
29, Brandon Heath vs. Wyoming (1-22-05)
28, Marcus Slaughter vs. UCSB (11-19-04)
26, Brandon Heath vs. Providence (12-31-04)
26, Brandon Heath vs. San Diego (12-1-04)
24, Marcus Slaughter at UCSB (12-4-04)
23, Chris Walton vs. Colorado State (1-24-05)
23, Chris Manker vs. UC San Diego (11-27-04)
22, Chris Manker vs. San Diego (12-1-04)
21, Marcus Slaughter at LMU (12-18-04)
21, Marcus Slaughter at Washington (12-7-04)

TOP REBOUNDING PERFORMANCES

15, Marcus Slaughter at Air Force (1-29-05)
13, Mohamed Camara vs. Providence (12-31-04)
13, Marcus Slaughter vs. CSUF (12-21-04)
13, Marcus Slaughter vs. UCSB (11-19-04)
12, Marcus Slaughter at UNLV (1-15-05)
12, Marcus Slaughter at Iowa State (12-28-04)
12, Marcus Slaughter vs. San Diego (12-1-04)
10, Marcus Slaughter vs. Wyoming (1-22-05)
9, Marcus Slaughter vs. Providence (12-31-04)
9, Marcus Slaughter at LMU (12-18-04)
9, Marcus Slaughter vs. California (12-11-04)
9, Brandon Heath vs. Monmouth (11-22-04)

TOP ASSISTS PERFORMANCES

9, Brandon Heath vs. UC San Diego (11-29-04)
7, Brandon Heath vs. Colorado State (1-24-05)
7, Brandon Heath vs. South Dakota State (1-3-05)
7, Brandon Heath at UCSB (12-4-04)
6, Tyler Smith at Brigham Young (1-8-05)
6, Brandon Heath vs. CSUF (12-21-04)
6, Matt Thomas vs. Monmouth (11-22-04)

TOP 3-POINT FG PERFORMANCES

4, Brandon Heath at UCSB (12-4-04)
4, Brandon Heath vs. Wyoming (1-22-05)

TOP EFFICIENCY POINT PERFORMANCES

33, Brandon Heath at UNLV (1-5-05)
31, Marcus Slaughter vs. UCSB (11-19-04)
29, Chris Manker vs. UC San Diego (11-27-04)
28, Chris Manker vs. San Diego (12-1-04)
27, Chris Walton vs. Colorado State (1-24-05)
27, Brandon Heath at UCSB (12-4-04)
26, Marcus Slaughter vs. UC San Diego (11-27-04)
24, Brandon Heath vs. Providence (12-31-04)
24, Marcus Slaughter at UCSB (12-4-04)
23, Brandon Heath vs. San Diego (12-1-04)