

# AZTEC BASKETBALL

Six-Time Mountain West Champions | Two-Time Defending Mountain West Champions | 2011 NCAA Sweet 16 Participants

## BRYANT (0-0) at (rv/-) SAN DIEGO STATE (0-0)

Nov. 11 | Viejas Arena at Aztec Bowl | San Diego, Calif. | 7:30 p.m. PT



### SAN DIEGO STATE

**Record:** 0-0 (0-0 MW)  
**Head Coach:** Steve Fisher  
 13th year at SDSU (232-152)

### TOP PERFORMERS

**Scoring** Chase Tapley - 8.6  
**Rebounding** Chase Tapley - 2.4  
**Assists** Chase Tapley - 1.9



### BRYANT

**Record:** 0-0 (0-0 NEC)  
**Head Coach:** Tim O'Shea  
 4th year at BU (18-71)

### TOP PERFORMERS

**Scoring** Alex Francis - 14.8  
**Rebounding** Alex Francis - 8.0  
**Assists** Frankie Dobbs - 5.3

### THE BRYANT GAME

- Friday's game is the first-ever meeting between the two schools.
- The Nov. 11 contest marks the earliest season opener since Nov. 9, 2007, vs. Liberty in Fresno and the earliest home opener in school history, which dates back to 1921-22.
- The game vs. Bryant is a part of the Basketball

- Travelers Classic. The last time SDSU held an in-season tournament on campus was in 1992 in Peterson Gym (Texaco Star Classic).
- The Aztecs carry a six-game season-opening win streak into the game. SDSU has also won six consecutive home openers.
- SDSU is 10-2 in season openers under Fisher.

### Opening Night

- San Diego State, which is receiving votes in the preseason AP Top-25 Poll, begins its 91st season with a 7:30 p.m. PT game vs. Bryant in game two of the Basketball Travelers Classic. Friday's game is the first between the Aztecs and Bulldogs, who are entering their third season of transition into Division I.
- Friday's game marks the eighth time SDSU has opened the season at home under 13th-year head coach Steve Fisher. The Aztecs are 5-2 in their previous seven home season openers and have won their last two (2008, 2009), both of which were against UC San Diego.
- The Scarlet and Black are 10-2 in season openers under Fisher and have won six in a row. SDSU's last defeat on opening night was against UC Santa Barbara in overtime, 80-72, on Nov. 19, 2004.
- The Aztecs are 58-32 (.644) all-time in the first game of the season. In home season openers, meanwhile, SDSU is 44-13 (.772).

### Raise That Banner

- The Aztecs will unveil three new banners inside Viejas Arena. One will recognize SDSU's 2011 Mountain West regular-season championship, another will commemorate San Diego State's MWC tournament title and the last will celebrate the Aztecs' trip to the Sweet 16.

### In-Season Events

- The Basketball Travelers Classic represents the seventh straight season in which the Aztecs have participated in a multi-team in-season event.
- The Aztecs have won five straight in these events and 17 of their last 18. Since 2005, SDSU is 18-2 in multi-team in-season events and has gone unbeaten at the 2006 Shamrock Invitational (3-0), 2007 World Vision Classic (3-0), 2008 Great Alaska Shootout (3-0) and 2010 O'Reilly Auto Parts CBE Classic (4-0). San Diego State went 2-1 at the 2005 BP Top of the World Classic and 3-1 during the 2009 West Coast Classic.

### 2011-12 SDSU BASKETBALL SCHEDULE

Date	Opponent (TV)	Time/Result
Nov. 11	#Bryant	7:30 PT
Nov. 12	#Southern Utah	7:30 PT
Nov. 13	#UC Davis	3:00 PT
Nov. 15	at Baylor (ESPN)	1:00 CT
Nov. 17	USC (The Mtn., 4SD)	7:00 PT
Nov. 19	Long Beach State (4SD)	1:30 PT
Nov. 23	at Arizona (FS Arizona Plus)	6:30 MT
Nov. 26	at UC Santa Barbara	7:00 PT
Nov. 30	Creighton (The Mtn., 4SD)	7:30 PT
Dec. 4	California (The Mtn., 4SD)	2:00 PT
Dec. 7	at San Diego (4SD, The Mtn.)	7:00 PT
Dec. 19	UC Riverside (4SD)	7:00 PT
Dec. 22	Elon	4:30 PT
Dec. 30	Redlands	7:00 PT
Jan. 5	San Diego Christian	7:00 PT
Jan. 10	Chicago State (4SD, The Mtn.)	7:00 PT
Jan. 14	*UNLV (NBC SN)	1:00 PT
Jan. 18	*at New Mexico (CBS SN, 4SD)	8:00 MT
Jan. 21	*Air Force (The Mtn., 4SD)	7:00 PT
Jan. 24	*at Wyoming (The Mtn., 4SD)	6:30 MT
Jan. 28	*at Colorado State (NBC SN)	2:00 MT
Feb. 1	*Boise State (CBS SN, 4SD)	7:00 PT
Feb. 4	*TCU (The Mtn., 4SD)	7:00 PT
Feb. 11	*at UNLV (NBC SN)	1:00 PT
Feb. 15	*New Mexico (CBS SN, 4SD)	7:00 PT
Feb. 18	*at Air Force (NBC SN)	2:00 MT
Feb. 22	*Wyoming (The Mtn., 4SD)	7:30 PT
Feb. 25	*Colorado State (The Mtn., 4SD)	7:00 PT
Feb. 29	*at Boise State (The Mtn., 4SD)	8:00 MT
Mar. 3	*at TCU (The Mtn., 4SD)	6:00 CT
Mar. 8-10	at MW Championship (Las Vegas, Nev.)	TBD

# - Basketball Travelers Classic (Viejas Arena)

\* - Mountain West game

### ON THE AIR

#### TELEVISION

- None

#### RADIO

- AM 600 KOGO  
 Ted Leitner (play-by-play)

### SAN DIEGO STATE AZTECS

No.	Name (Career G/GS)	Pos.	Ht.	Wt.	Cl.	PPG	RPG	Misc.	Note	◆ - Probable Starter   Stats from 2010-11
0	Alec Williams (22/0)	F	6-7	245	So.	2.1	1.4	80.0 FT	Played in 22 career games; Just four turnovers in 136 career minutes	
2	◆ Xavier Thames (31/4)	G	6-3	195	So.	4.6	1.5	1.2 apg	Preseason MW Newcomer of the Year; Washington State transfer	
3	LaBradford Franklin (17/1)	G	6-2	175	So.	2.1	0.9	1.4 apg	Played in 17 games his true freshman season last year, starting once	
5	◆ Garrett Green (87/17)	C	6-11	240	Sr.	6.3	5.1	0.6 spg	Transfer from LSU; Eligible this season; Enrolled in graduate school	
10	◆ Tim Shelton (78/18)	F	6-7	240	Sr.	1.6	1.5	1.3 A/TO	Fifth-year senior; Played in more games at SDSU than any current Aztec	
11	◆ James Rahon (69/23)	G	6-5	210	Jr.	7.0	1.6	43.4 3FG	Shot a team-best 43.4 percent from three-point distance	
21	Jamaal Franklin (22/0)	G	6-5	195	So.	2.9	1.9	50.0 FG	14 of 22 GP were in conference, MWC tourney and NCAA tourney	
22	◆ Chase Tapley (67/48)	G	6-3	195	Jr.	8.6	2.4	1.9 apg	Two-year returning starter; Top returner in points, rebounds, assists	
23	DeShawn Stephens (0/0)	G	6-8	215	Jr.	--	--	--	Junior college transfer from Santa Monica College	
33	Jeremy Castleberry (0/0)	G	5-10	198	So.	--	--	--	Walk-on guard out of Martin Luther King HS in Riverside, Calif.	

**Head Coach:** Steve Fisher (Illinois State, 1967) • 416-234 (21st full season overall) • 232-152 (13th season at SDSU)

**Associate Head Coach/Head Coach In Waiting:** Brian Dutcher (Minnesota, 1982) **Assistant Coaches:** Mark Fisher (Michigan, 2001), Tony Bland (San Diego State, 2009)

**Director of Operations:** Matt Soria (San Diego State, 2002) **Director of Player Development:** David Velasquez (San Diego State, 2007) **Athletic Trainer:** Tom Abdenour (Wayne State, 1976) **Strength and Conditioning:** Randy Shelton (San Diego State, 2000)

## San Diego State

2011-12 Record: 0-0; 0-0 MW

2-Time Defending MW Champs, 2011 NCAA Sweet 16

- The Aztecs have won at least 20 games in a school-record six straight seasons and 25 or more in three consecutive seasons.
- San Diego State has advanced to postseason play each of the last six seasons (2006 NCAA, 2007-09 NIT, 2010-11 NCAA).

### Trends:

- SDSU has won 59 of the last 63 dating back to the 2006-07 season when scoring at least 71 points.
- SDSU has won 42 straight games vs. non-ranked opponents and 32 consecutive home games against teams not in the AP Top 25.

<b>0</b>	<b>Alec Williams</b> Forward, 6-7, 245, Jr.-2L San Juan Capistrano, Calif. (JSerra Catholic HS)	<b>PPG</b> 2.1 <b>RPG</b> 1.4 <b>APG</b> 0.0 <b>FG</b> 38.1 <b>3FG</b> 20.0 <b>FT</b> 80.0 10-11 MW Career Highs: <u>Points</u> : 11 vs. Pomona-Pitzer (12-31-09) <u>Rebounds</u> : 7 vs. UCSD (11-14-09) <u>Assists</u> : 1 - three times	Played in 22 career games, including 10 a season ago... Committed just four turnovers in 136 career minutes... Had just one miscue in 49 minutes in 2010-11... Is a career 80.0-percent free-throw shooter... Had eight points and four rebounds in 13 mins. vs. CSUSM... Scored 11 points vs. Point Loma Nazarene.
<b>2</b>	<b>Xavier Thames</b> Guard, 6-3, 1195, So.-TR Sacramento, Calif. (Washington State)	<b>PPG</b> -- <b>RPG</b> -- <b>APG</b> -- <b>FG</b> -- <b>3FG</b> -- <b>FT</b> -- 10-11 MW Career Highs: <u>Points</u> : 15 at Washington (1-30-10) <u>Rebounds</u> : 4 - two times <u>Assists</u> : 5 - two times	Eligible this season after sitting out 2010-11 following his transfer from Washington State... 2011-12 preseason MW Newcomer of the Year... Played in 31 games and started four times as a true freshman at WSU... Has four career double-figure scoring efforts... Nine assists, one turnover vs. CSUSM... Eight points, four assists vs. PLNU.
<b>3</b>	<b>LaBradford Franklin</b> Guard, 6-2, 175, So.-1L Temecula, Calif. (Great Oak HS)	<b>PPG</b> 2.1 <b>RPG</b> 0.9 <b>APG</b> 1.4 <b>FG</b> 40.7 <b>3FG</b> 20.0 <b>FT</b> 80.0 10-11 MW Career Highs: <u>Points</u> : 9 vs. SDCC (11-26-10) <u>Rebounds</u> : 3 vs. Saint Mary's (12-1-10) <u>Assists</u> : 6 vs. SDCC (11-26-10)	Played in 17 games and started once last season as a true freshman... Owns an assist-to-turnover ratio of 1.35... Is a career 80.0-percent career free-throw shooter... First career start was vs. Cal Poly and played a career-high 23 minutes... Five assists, one turnover vs. CSUSM... Five points, two rebounds vs. PLNU.
<b>5</b>	<b>Garrett Green</b> Forward, 6-11, 240, Sr.-TR Woodland Hills, Calif. (LSU)	<b>PPG</b> 6.3 <b>RPG</b> 5.1 <b>APG</b> 0.4 <b>FG</b> 44.8 <b>3FG</b> 26.3 <b>FT</b> 44.0 10-11 MW Career Highs: <u>Points</u> : 18 at Auburn (1-8-11) <u>Rebounds</u> : 13 vs. Wichita St. (12-18-10) <u>Assists</u> : 3 at Florida (1-16-10)	Graduated from LSU in Aug. 2011 and is eligible this season... Is currently in grad school... Averages have gone up each season, culminating in last season's career year... Has two career double-doubles... Has nine career double-figure scoring games... Played in 62 straight games... Averaged 7.5 rebounds in two exhibition games.
<b>10</b>	<b>Tim Shelton</b> Forward, 6-7, 240, Sr.-3L Fresno, Calif. (Clovis West HS)	<b>PPG</b> 1.6 <b>RPG</b> 1.5 <b>APG</b> 0.4 <b>FG</b> 37.5 <b>3FG</b> 23.5 <b>FT</b> 45.5 10-11 MW Career Highs: <u>Points</u> : 17 - two times <u>Rebounds</u> : 12 vs. UNLV (3-7-09) <u>Assists</u> : 4 - three times	Played in 31 games last season, his most since playing 34 games as a redshirt freshman in 2008-09... Played in 78 career games and made 18 starts... Is a fifth-year senior who is in grad school... Has a history of knee injuries, which cut his true freshman and redshirt sophomore seasons short... Scored 11 points vs. PLNU.
<b>11</b>	<b>James Rahon</b> Guard, 6-5, 210, Jr.-1L San Diego, Calif. (Santa Clara)	<b>PPG</b> 7.0 <b>RPG</b> 1.6 <b>APG</b> 0.8 <b>FG</b> 42.7 <b>3FG</b> 43.4 <b>FT</b> 69.2 10-11 MW Career Highs: <u>Points</u> : 25 - two times <u>Rebounds</u> : 5 vs. Portland (2-28-09) <u>Assists</u> : 5 - two times	Played in 37 games and made six starts in his first season at SDSU... Led the team in three-point field-goal percentage last year... Is a career 41.9-percent three-point shooter... Has 112 career three-pointers... Has 29 career double-figure scoring games, including 11 as an Aztec... Averaged 18.5 points on 61.9 shooting in two exhibitions.
<b>21</b>	<b>Jamaal Franklin</b> Guard, 6-5, 195, So.-1L Hawthorne, Calif. (Westwind Prep International)	<b>PPG</b> 2.9 <b>RPG</b> 1.9 <b>APG</b> 0.5 <b>FG</b> 50.0 <b>3FG</b> 33.3 <b>FT</b> 52.9 10-11 MW Career Highs: <u>Points</u> : 13 vs. Utah (2-8-11) <u>Rebounds</u> : 10 vs. Utah (2-8-11) <u>Assists</u> : 2 vs. Utah (2-8-11)	Played in 22 games as a true freshman and earned more playing time down the stretch... 14 of his games played were during the conference season, the MWC Tournament and NCAA Tournament... Posted a double-double (13 pts., 10 rebs.) vs. Utah in just 17 minutes... Grabbed six boards in 20 minutes vs. Cal Poly.
<b>22</b>	<b>Chase Tapley</b> Guard, 6-3, 195, Jr.-2L Sacramento, Calif. (Sacramento HS)	<b>PPG</b> 8.6 <b>RPG</b> 2.4 <b>APG</b> 1.9 <b>FG</b> 48.5 <b>3FG</b> 38.0 <b>FT</b> 82.8 10-11 MW Career Highs: <u>Points</u> : 24 vs. Wyoming (1-29-11) <u>Rebounds</u> : 8 at Air Force (2-19-11) <u>Assists</u> : 9 vs. Pomona-Pitzer (12-31-09)	Two-year returning starter... Started 31 of 34 games last season... Averaged career highs in points and rebounds... Is a career 49.2-percent shooter... Has 27 career double-figure scoring efforts... Has 18 career turnover-free games and 44 games with one turnover or less... Averaged 13.0 points in two exhibitions.
<b>23</b>	<b>DeShawn Stephens</b> Forward, 6-8, 215, Jr.-JC Los Angeles, Calif. (Santa Monica College)	<b>PPG</b> -- <b>RPG</b> -- <b>APG</b> -- <b>FG</b> -- <b>3FG</b> -- <b>FT</b> -- 10-11 MW Career Highs: <u>Points</u> : NA <u>Rebounds</u> : NA <u>Assists</u> : NA	Is a JC transfer from Santa Monica College... Did not play high school basketball and was cut during tryouts his senior year... Averaged 12.0 points and 8.6 rebounds in 28 games last season... Shot an incredible 67.1 percent from the floor... Finished his career at SMC by averaging 9.7 points on 64.1 percent shooting and 8.0 rebounds.
<b>33</b>	<b>Jeremy Castleberry</b> Guard, 5-10, 198, So.-HS Upper Marlboro, Md. (Martin Luther King HS)	<b>PPG</b> -- <b>RPG</b> -- <b>APG</b> -- <b>FG</b> -- <b>3FG</b> -- <b>FT</b> -- 10-11 MW Career Highs: <u>Points</u> : -- <u>Rebounds</u> : -- <u>Assists</u> : --	Walk-on guard... Attended Martin Luther King High in Riverside, Calif... Was a teammate of former SDSU All-American forward and first-round NBA Draft pick Kawhi Leonard... Saw action in both exhibition games... Scored two points vs. Cal State San Marcos... Played two minutes vs. Point Loma Nazarene.
<b>RS</b>	<b>J.J. O'Brien</b> Forward, 6-7, 215, So.-TR Rancho Cucamonga, Calif. (Utah)	<b>PPG</b> 6.4 <b>RPG</b> 5.5 <b>APG</b> 1.2 <b>FG</b> 41.2 <b>3FG</b> 11.1 <b>FT</b> 58.8 10-11 MW Career Highs: <u>Points</u> : 18 vs. New Mexico (1-19-11) <u>Rebounds</u> : 11 - two times <u>Assists</u> : 3 - four times	Played last year at Utah and against San Diego State three times... Must sit out the 2011-12 campaign due to NCAA transfer rules... Had double-doubles vs. BYU (13 pts., 11 rebs.) and vs. New Mexico (18 pts., 10 rebs.)... Had five double-figure rebounding games and six double-figure scoring games... Started 21 of 22 games.
<b>RS</b>	<b>Dwayne Polee II</b> Forward, 6-7, 195, So.-TR Los Angeles, Calif. (St. John's)	<b>PPG</b> 4.4 <b>RPG</b> 2.5 <b>APG</b> 0.6 <b>FG</b> 45.6 <b>3FG</b> 22.7 <b>FT</b> 63.0 10-11 MW Career Highs: <u>Points</u> : 16 at Saint Mary's (11-16-10) <u>Rebounds</u> : 9 vs. Columbia (11-17-10) <u>Assists</u> : 3 vs. Gonzaga (3-17-11)	Played last year at St. John's... Must sit out this season due to NCAA transfer rules... Started 27 of 33 games for the Red Storm, which advanced to the NCAA Tournament... Five double-figure scoring efforts... Scored 12 points vs. Gonzaga in the NCAA Tournament... Went to Westchester HS in LA, the same HS as current assistant coach Tony Bland.

## SDSU SCHEDULE/RESULTS

Date	Opponent (Television)	Time/Result	Note
<b>Basketball Travelers Classic (Viejas Arena; San Diego, Calif.)</b>			
N.11	Bryant	7:30 p.m. PT	► First-ever meeting between SDSU and the Smithfield, R.I., school
N.12	Southern Utah	7:30 p.m. PT	► First meeting since 1993; Aztecs trail all-time series, 2-1
N.13	UC Davis	3:00 p.m. ET	► San Diego State leads all-time series, 2-0; First meeting since 1968
N.15	at Baylor (ESPN)	1:00 p.m. CT	► Aztecs lead series, 3-1; Bears defeated SDSU at MSG in NIT semifinals in 2009
N.17	USC (The Mtn., 4SD)	7:00 p.m. PT	► USC leads series, 10-1; Last meeting was in Fisher's seventh game at SDSU (Dec. 20, 1999)
N.19	Long Beach State (4SD)	1:30 p.m. PT	► Aztecs have won 11 of last 12 encounters; 49ers won 22 games and won the Big West in '11
N.23	at Arizona (FS Arizona Plus)	6:30 p.m. MT	► Both teams eliminated in 2011 NCAA Tournament by champion, Connecticut
N.26	at UC Santa Barbara	7:00 p.m. PT	► SDSU has won the last six meetings; Aztecs won 69-61 in last trip to The Thunderdome
N.30	Creighton (The Mtn., 4SD)	7:30 p.m. PT	► First meeting since 1974; Last SDSU win in 1973; SDSU is 2-0 in MW-MV Challenge games
D.4	California (The Mtn., 4SD)	2:00 p.m. PT	► SDSU has won two of last three, including 2010-11's win at Berkeley
D.7	San Diego (4SD, The Mtn.)	7:00 p.m. PT	► SDSU has won last five meetings (one shy of school record); 3-2 vs. USD at JCP
D.19	UC Riverside (4SD)	7:00 p.m. PT	► San Diego State leads the all-time series, 8-0; First meeting since 2009-10
D.22	Elon	4:30 p.m. PT	► First-ever meeting between Aztecs and Southern Conference school
D.30	Redlands	7:00 p.m. PT	► Aztecs own 24-13 all-time series lead; First meeting since 1968
J.5	San Diego Christian	7:00 p.m. PT	► Second straight season teams have met; SDSU won, 88-69, last season
J.10	Chicago State (4SD, The Mtn.)	7:00 p.m. PT	► First-ever meeting between the two schools
J.14	*UNLV (NBC SN)	1:00 p.m. PT	► Aztecs have won five of last six vs. UNLV at Viejas Arena
J.18	*at New Mexico (CBS SN, 4SD)	8:00 p.m. MT	► SDSU is 4-2 in last six games at The Pit; Five of eight all-time wins have come under Fisher
J.21	*Air Force (The Mtn., 4SD)	7:00 p.m. PT	► Aztecs have won a school-record six in a row at home vs. Air Force
J.24	*at Wyoming (The Mtn., 4SD)	6:30 p.m. MT	► Aztecs and Wyoming have split last four in Laramie; SDSU won 85-58 in 2011
J.28	*at Colorado State (NBC SN)	2:00 p.m. MT	► San Diego State has won a school-record six in a row at Moby Arena
F.1	*Boise State (CBS SN, 4SD)	7:00 p.m. PT	► First meeting in San Diego since 78-68 Aztec win on Dec. 16, 1976
F.4	*TCU (The Mtn., 4SD)	7:00 p.m. PT	► Aztecs have won six straight at home vs. the Horned Frogs
F.11	*at UNLV (NBC SN)	1:00 p.m. PT	► SDSU has won three straight over UNLV at Thomas & Mack; Won five in a row overall at TMC
F.15	*New Mexico (CBS SN, 4SD)	7:00 p.m. PT	► Aztecs have won five of last six vs. UNM at Viejas Arena, including three straight
F.18	*at Air Force (NBC SN)	2:00 p.m. MT	► SDSU has won three straight at Air Force with average margin of victory of 16.0 points
F.22	*Wyoming (The Mtn., 4SD)	7:30 p.m. PT	► Aztecs have won four straight over Wyoming at Viejas Arena, including 39-point win in 2011
F.25	*Colorado State (The Mtn., 4SD)	7:00 p.m. PT	► SDSU has won school-record eight in a row vs. Colorado State at Viejas Arena
F.29	*at Boise State (The Mtn., 4SD)	8:00 p.m. MT	► First-ever trip to Boise State for San Diego State
M.3	*at TCU (The Mtn., 4SD)	6:00 p.m. CT	► SDSU is 5-1 in Fort Worth during the Mountain West era; Won last three at TCU
<b>Conoco Mountain West Basketball Championships (Thomas &amp; Mack Center; Las Vegas, Nev.)</b>			
M.8-10	TBD (TBD)	TBD	► Two-time defending champions; Titles in '02, '10 and '11 at Thomas & Mack; Finalists in '09

\* - Indicates Mountain West game.

### A San Diego State Win Would...

- Extend SDSU's season-opening winning streak to seven games.
- Extend San Diego State's winning streak to 43 games against unranked opponents.
- Extend the Aztecs' home winning streak to 33 vs. teams not ranked in the AP Top 25.
- Extend SDSU's non-conference home winning streak to 23 games. San Diego State's non-conference home winning streak at Viejas Arena would be extended to 22. In 2009, the Aztecs played their second round NIT game at USD's Jenny Craig Pavilion and beat Kansas State. The NCAA recognizes that contest as a home game for SDSU. San Diego State's last non-league home loss: Nov. 18, 2008, vs. No. 15 Arizona State.

### November Reign

- The month of November has been good to the Aztecs as they have won seven straight in the month.
- San Diego State has won five straight November home games. Its last loss occurred Nov. 18, 2008, to No. 15/15 Arizona State. Over the last two seasons, SDSU has played just four such games, including one a season ago.
- The Aztecs have won 14 consecutive November home games against unranked opponents. San Diego State has not dropped a November home game to an unranked foe since Nov. 19, 2004 (ot-L to UC Santa Barbara).

### Mountain West Preseason Predictions

- San Diego State was picked to finish in third place in the 2011-12 preseason Mountain West media poll. The Aztecs received 158 points to finish behind New Mexico (203 points; 22 first-place votes) and UNLV (183; 4).
- Sophomore Xavier Thames was selected as the preseason Mountain West Newcomer of the Year by the league's voting media. Thames is eligible this season after sitting out 2010-11 following his transfer from Washington State.

### Notes From the Point Loma Nazarene Exhibition

- San Diego State defeated Point Loma Nazarene, 78-63.
- Junior James Rahon started the game by knocking down his first five field goals, including his first two three-point attempts. The guard finished with a game-high 18 points on 7-for-11 shooting (2-4 3FG, 2-2 FT). In two exhibition games, Rahon averaged 18.5 points on 13-for-21 shooting (5-10 3FG, 6-6 FT).
- Senior Tim Shelton (11 points) scored in double figures for the first time in any game since scoring 10

## SAN DIEGO STATE MEDIA RELATIONS

### MEDIA RELATIONS OFFICE

Fowler Athletics Center  
5302 55th Street  
San Diego, CA 92182  
■ Office: 619.594.5547  
■ Fax: 619.582.6541

### MIKE MAY | Associate Athletics Director

- Coach Fisher Interviews
- E-Mail: mmay@mail.sdsu.edu
- Office: 619.594.5547
- Cell: 619.957.8372

### DARIN WONG | Assistant Director

- Student-Athlete Interviews
- E-Mail: dwong@mail.sdsu.edu
- Office: 619.594.5547
- Cell: 310.489.2378

### SOCIAL MEDIA

- Twitter: @GoAztecs
- Twitter (Media Only): @AztecsPR
- Facebook: facebook.com/goaztecs
- YouTube: youtube.com/goaztecscom



## BASKETBALL TRAVELERS CLASSIC

### CELEBRATION OF CHAMPIONSHIPS presented by GoAztecs.com

#### ■ Friday, Nov. 11

Game	Time
UC Davis vs. Southern Utah	4:30 p.m. PT
Bryant at San Diego State	7:30 p.m. PT
* <i>Banner Night</i>	

#### ■ Saturday, Nov. 12

Game	Time
Bryant vs. UC Davis	4:30 p.m. PT
Southern Utah at San Diego State	7:30 p.m. PT
* <i>Steve Fisher Recognition</i>	

#### ■ Sunday, Nov. 13

Game	Time
Southern Utah vs. Bryant	Noon PT
UC Davis at San Diego State	3:00 p.m. PT
* <i>Kawhi Leonard Recognition</i>	

#### ■ Pregame Ceremonies

Banner Night - SDSU will unveil banners commemorating its 2011 Mountain West regular-season title, MWC tournament championship and NCAA Sweet 16 appearance.

Steve Fisher Recognition - SDSU will present head coach Steve Fisher with his 2011 Naismith National Coach of the Year Award.

Kawhi Leonard Recognition - SDSU will present former Aztec forward Kawhi Leonard with his All-America award and his Mountain West championship ring.

vs. Baylor in the NIT semifinals back on March 31, 2009. Shelton also grabbed seven rebounds.

- For the second straight exhibition game, junior Chase Tapley reached double figures in scoring. The guard followed his 15-point performance vs. Cal State San Marcos with 11 points tonight.
- Junior Alec Williams, who had eight points vs. Cal State San Marcos, finished with 11 points after knocking down two triples and five free throws.
- Senior Garrett Green led all players with eight rebounds. He also contributed seven points.
- Junior DeShawn Stephens produced seven points and seven rebounds. In two exhibitions, Stephens averaged 8.0 rebounds.
- Sophomore Xavier Thames had a game-high four assists after adding a game-high nine vs. Cal State San Marcos. In two exhibitions, he averaged 6.5 assists.

### Notes From the Cal State San Marcos Exhibition

- The Aztecs defeated the Cougars, 78-63, and enjoyed a 30-2 advantage in bench points.
- Junior James Rahon led all Aztecs with 19 points on an efficient shooting night (6-10 FG, 3-6 3FG, 4-4 FT).
- Junior DeShawn Stephens produced 16 points (7-10 FG) and nine rebounds in his first game as an Aztec.
- Junior Chase Tapley, a returning starter, connected on a pair of threes (2-5 3FG) en route to 15 points.
- SDSU's two primary ballhandlers, sophomores Xavier Thames and LaBradford Franklin, combined for 14 assists and two turnovers. Thames finished with a game-high nine assists in his first outing in an Aztec uniform, while Franklin had five. Both players had one turnover apiece.
- Junior Alec Williams, in just 13 minutes, connected on all four field-goal attempts and finished with eight points, four rebounds and a blocked shot.

### Duo With Diplomas

- Seniors Tim Shelton and Garrett Green are in their final year having already obtained their bachelor's degrees.
- The frontline tandem is currently enrolled in graduate school and is pursuing their master's degrees in education leadership.
- Shelton graduated from San Diego State in May 2011, while Green earned his bachelor's degree from LSU in August 2011.

### Series History vs. Bryant

- This is the first meeting between San Diego State and Bryant.

### San Diego State vs. the Northeast Conference

- San Diego State is 4-0 all-time vs. the Northeast Conference.
- All four meetings with the NEC have come in San Diego. The game vs. Monmouth in 2004 represents the lone match-up inside Viejas Arena.
- SDSU vs. current Northeast Conference members: 1-0 vs. Central Connecticut State, 1-0 vs. Monmouth, 1-0 vs. St. Francis (N.Y.), 1-0 vs. St. Francis (Pa.).

### Series History vs. Saturday's Opponent, Southern Utah

- San Diego State trails the all-time series, 2-1, but won the last meeting in 1993.
- The lone Aztec victory occurred on Dec. 11, 1993, in San Diego. SDSU emerged with the 70-69 win.
- Southern Utah won the first two meetings during the 1991-92 campaign. SUU defended its homecourt on Dec. 28, 1991, 104-82, before completing the season sweep on Jan. 11, 1992, 87-78, in San Diego.

### San Diego State vs. the Summit League

- San Diego State is 11-5 all-time vs. the Summit League.
- The Aztecs have won seven straight vs. the league.
- San Diego State has won five straight home games vs. the Summit League.
- SDSU vs. current Summit League members: 2-0 vs. IPFW, 2-0 vs. IUPUI, 3-0 vs. North Dakota State, 1-3 vs. Oral Roberts, 2-0 vs. South Dakota State, 1-2 vs. Southern Utah.

### Series History vs. Sunday's Opponent, UC Davis

- San Diego State leads the all-time series, 2-0. Both games occurred in San Diego.
- SDSU and UC Davis are meeting for the first time since March, 8, 1968.
- The Aztecs won the first meeting, 76-47, on Dec. 20, 1963. The last match-up also went SDSU's way, 79-72, back in 1968.

### San Diego State vs. the Big West

- San Diego State is 198-116 all-time vs. the Big West.
- The Aztecs have won six straight vs. the league.
- San Diego State has won 10 straight home games vs. the Big West.
- SDSU vs. current Big West members: 35-16 vs. Cal Poly, 21-10 vs. Cal State Fullerton, 18-6 vs. Cal State Northridge, 34-22 vs. Long Beach State, 13-12 vs. Pacific, 2-0 vs. UC Davis, 10-7 vs. UC Irvine, 8-0 vs. UC Riverside, 57-43 vs. UC Santa Barbara.

### Recapping the 2010-11 Season

- San Diego State won a school-record 34 games en route to a 34-3 record.

- The Aztecs won a share of the Mountain West regular-season title before claiming the tournament championship.
- SDSU won its first-ever Division I NCAA Tournament games and advanced to the Sweet 16.
- Sophomore forward Kawhi Leonard earned All-America honors, first-team all-Mountain West accolades and was an all-district selection. Leonard was drafted 15th overall in the 2011 NBA Draft by the Indiana Pacers. His rights were traded on draft night to San Antonio.
- Senior D.J. Gay was an all-MW performer and classmates Malcolm Thomas and Billy White were second-team and honorable mention picks, respectively.
- Head coach Steve Fisher was named the Naismith and NABC National Coach of the Year, and the Mountain West Co-Coach of the Year.
- San Diego State won 20 or more games for the sixth straight season and last year marked the third consecutive campaign with at least 25 victories.
- SDSU advanced to the postseason for the sixth year in a row, including back-to-back NCAA berths.
- The Aztecs set a home attendance record by averaging 11,668 fans inside the 12,414-Viejas Arena. SDSU sold out its final 10 home games and sold out 13 of 15 home games.

## AZTEC SPECIALTY NUMBERS

### SAN DIEGO STATE'S RECORD WHEN...

#### ■ Double-Figure Scoring

<u>Name</u>	<u>11-12</u>	<u>SDSU Career</u>
Chase Tapley	-	21-6
Tim Shelton	-	7-5
James Rahon	-	10-1
Jamaal Franklin	-	1-0
Alec Williams	-	1-0

#### ■ Scoring 20-Plus Points

<u>Name</u>	<u>11-12</u>	<u>SDSU Career</u>
Chase Tapley	-	1-0

#### ■ Grabbing 10-Plus Rebounds

<u>Name</u>	<u>11-12</u>	<u>SDSU Career</u>
Tim Shelton	-	2-1
Jamaal Franklin	-	1-0

### SAN DIEGO STATE SINGLE-GAME LEADERS

#### ■ Scoring

<u>Name</u>	<u>11-12</u>	<u>SDSU Career</u>
Chase Tapley	-	6
Tim Shelton	-	3
James Rahon	-	2

#### ■ Rebounding


<u>Name</u>	<u>11-12</u>	<u>SDSU Career</u>
Tim Shelton	-	10
Chase Tapley	-	2

#### ■ Assists

<u>Name</u>	<u>11-12</u>	<u>SDSU Career</u>
Chase Tapley	-	12
Tim Shelton	-	3
LaBradford Franklin	-	1

# SDSU Broadcast Roster

Bryant at San Diego State | Viejas Arena at Aztec Bowl | November 11, 2011



**# 0**  
**ALEC WILLIAMS**

Forward  
6-7, 245, Junior-2L  
San Juan Capistrano, Calif.  
JSerra High

PPG: 2.1 RPG: 1.4 APG: 0.0  
FG%: 38.1 3FG: 20.0 FT%: 80.0



**# 2**  
**XAVIER THAMES**

Guard  
6-3, 195, Sophomore-TR  
Sacramento, Calif  
Washington State

PPG: -- RPG: -- APG: --  
FG%: -- 3FG: -- FT%: --



**# 3**  
**LABRADFORD FRANKLIN**

Guard  
6-2, 175, Sophomore-1L  
Temecula, Calif.  
Great Oak High

PPG: 2.1 RPG: 0.9 APG: 1.4  
FG%: 40.7 3FG: 20.0 FT%: 80.0



**# 5**  
**GARRETT GREEN**

Forward  
6-11, 240, Senior-TR  
Woodland Hills, Calif.  
LSU

PPG: 6.3 RPG: 5.1 APG: 0.4  
FG%: 44.8 3FG: 26.3 FT%: 44.0



**# 10**  
**TIM SHELTON**

Forward  
6-7, 240, Senior-3L  
Fresno, Calif.  
Clovis West High


PPG: 1.6 RPG: 1.5 APG: 0.4  
FG%: 37.5 3FG: 23.5 FT%: 45.5



**# 11**  
**JAMES RAHON**

Guard  
6-5, 210, Junior-1L  
San Diego, Calif.  
Santa Clara


PPG: 7.0 RPG: 1.6 APG: 0.8  
FG%: 42.7 3FG: 43.4 FT%: 69.2



**# 21**  
**JAMAAL FRANKLIN**

Guard  
6-5, 185, Sophomore-1L  
Hawthorne, Calif.  
Westwind Prep  
International

PPG: 2.9 RPG: 1.9 APG: 0.5  
FG%: 50.0 3FG: 33.3 FT%: 52.9



**# 22**  
**CHASE TAPLEY**

Guard  
6-3, 195, Junior-2L  
Sacramento, Calif.  
Sacramento High

PPG: 8.6 RPG: 2.4 APG: 1.9  
FG%: 48.5 3FG: 38.0 FT%: 82.8



**# 23**  
**DESHAWN STEPHENS**

Forward  
6-8, 215, Junior-JC  
Los Angeles, Calif.  
Santa Monica College

PPG: -- RPG: -- APG: --  
FG%: -- 3FG: -- FT%: --



**# 33**  
**JEREMY CASTLEBERRY**

Guard  
5-10, 198, Sophomore-HS  
Upper Marlboro, Md.  
Martin Luther King High

PPG: -- RPG: -- APG: --  
FG%: -- 3FG: -- FT%: --



**Head Coach**  
**STEVE FISHER**

- – 21st full season as head coach • 416-234
- – 13th year at San Diego State • 232-152
- – 1989 NCAA champion
- – 3 NCAA Championship game appearances
- – 11 NCAA Tournament appearances
- – 17 postseason appearances
- – 2011 Naismith National Coach of the Year, NABC National Coach of the Year, MWC Co-Coach of the Year, USBWA District IX Coach of the Year

## San Diego State Coaches and Staff

Brian Dutcher, associate head coach  
Mark Fisher, assistant coach  
Tony Bland, assistant coach  
Matt Soria, director of basketball operations  
David Velasquez, dir. of player development  
Tom Abdenour, athletic trainer



## 2011-12 SAN DIEGO STATE ALPHABETICAL ROSTER

No.	Name	Pos.	Ht.	Wt.	Yr.	Exp.	Most Recent Div. I Season			Hometown (High School/Previous School)
							PPG	RPG	APG	
33	Jeremy Castleberry	G	5-10	198	So.	HS	--	--	--	Upper Marlboro, Md. (Martin Luther King High (Calif.))
21	Jamaal Franklin	G	6-5	195	So.	1L	2.9	1.9	0.5	Hawthorne, Calif. (Westwind Prep International (Ariz.))
3	LaBradford Franklin	G	6-2	175	So.	1L	2.1	0.9	1.4	Temecula, Calif. (Great Oak High)
5	Garrett Green	F	6-11	240	Sr.	TR	6.3	5.1	0.4	Woodland Hills, Calif. (Taft High/Louisiana State Univ.)
11	James Rahon	G	6-5	210	Jr.	1L	7.0	1.6	0.8	San Diego, Calif. (Torrey Pines High/Santa Clara Univ.)
10	Tim Shelton	F	6-7	240	Sr.	3L	1.6	1.5	0.4	Fresno, Calif. (Clovis West High)
23	DeShawn Stephens	F	6-8	215	Jr.	JC	--	--	--	Los Angeles, Calif. (Chatsworth High/Santa Monica College)
22	Chase Tapley	G	6-3	195	Jr.	2L	8.6	2.4	1.9	Sacramento, Calif. (Sacramento High)
2	Xavier Thames	G	6-3	195	So.	TR	4.6	1.5	1.2	Sacramento, Calif. (Pleasant Grove High/Washington State Univ.)
0	Alec Williams	F	6-7	245	Jr.	2L	2.1	1.4	0.0	San Juan Capistrano, Calif. (JSerra Catholic High)

## 2011-12 SAN DIEGO STATE NUMERICAL ROSTER

No.	Name	Pos.	Ht.	Wt.	Yr.	Exp.	Most Recent Div. I Season			Hometown (High School/Previous School)
							PPG	RPG	APG	
0	Alec Williams	F	6-6	245	Jr.	2L	2.1	1.4	0.0	San Juan Capistrano, Calif. (JSerra Catholic High)
2	Xavier Thames	G	6-3	195	So.	TR	4.6	1.5	1.2	Sacramento, Calif. (Pleasant Grove High/Washington State Univ.)
3	LaBradford Franklin	G	6-2	175	So.	1L	2.1	0.9	1.4	Temecula, Calif. (Great Oak High)
5	Garrett Green	F	6-11	240	Sr.	TR	6.3	5.1	0.4	Woodland Hills, Calif. (Taft High/Louisiana State Univ.)
10	Tim Shelton	F	6-7	240	Sr.	3L	1.6	1.5	0.4	Fresno, Calif. (Clovis West High)
11	James Rahon	G	6-5	210	Jr.	1L	7.0	1.6	0.8	San Diego, Calif. (Torrey Pines High/Santa Clara Univ.)
21	Jamaal Franklin	G	6-5	195	So.	1L	2.9	1.9	0.5	Hawthorne, Calif. (Westwind Prep International (Ariz.))
22	Chase Tapley	G	6-3	195	Jr.	2L	8.6	2.4	1.9	Sacramento, Calif. (Sacramento High)
23	DeShawn Stephens	F	6-8	215	Jr.	JC	--	--	--	Los Angeles, Calif. (Chatsworth High/Santa Monica College)
33	Jeremy Castleberry	G	5-10	198	So.	HS	--	--	--	Upper Marlboro, Md. (Martin Luther King High (Calif.))

**Head Coach:** Steve Fisher (Illinois State, 1967)

**Associate Head Coach:** Brian Dutcher (Minnesota, 1982) | **Assistant Coaches:** Mark Fisher (Michigan, 2001), Tony Bland (San Diego State, 2009)

**Director of Operations:** Matt Soria (San Diego State, 2002) | **Director of Player Development:** David Velasquez (San Diego State, 2007)

## ELIGIBLE IN 2012-13

No.	Name	Pos.	Ht.	Wt.	Yr.	Exp.	Most Recent Div. I Season			Hometown (High School/Previous School)
							PPG	RPG	APG	
20	J.J. O'Brien	F	6-7	215	So.	TR	6.4	5.5	1.2	Rancho Cucamonga, Calif. (Alta Loma High/Univ. of Utah)
24	Dwayne Polee II	F	6-7	195	So.	TR	4.4	2.5	0.6	Los Angeles, Calif. (Westchester High/St. John's Univ.)



Front Row (L-R): Xavier Thames, Dwayne Polee II, James Rahon, Head Coach Steve Fisher, Chase Tapley, LaBradford Franklin, Jamaal Franklin. Back Row (L-R): Alec Williams, DeShawn Stephens, Garrett Green, J.J. O'Brien, Tim Shelton.



# STEVE FISHER

21st FULL SEASON • 13th SEASON AT SDSU • ILLINOIS STATE, 1967

Steve Fisher has guided the Aztec basketball program to unparalleled heights. In 12 seasons, he has taken a program that regularly missed out on the conference postseason tournament, to one which has become of the best programs on the West Coast and has the Aztecs routinely mentioned among the elite teams in the country.

The best news for SDSU fans is that the school exercised its contract option on Fisher prior to the 2011-12 season, which keeps the coach on Montezuma Mesa through 2014-15.

When Fisher arrived on the scene in March of 1999, he found a basketball program that wasn't good enough to be called average. The Aztecs had suffered through 13 losing seasons in 14 years. Members of the school's last NCAA team were in the early stages of middle age. The expectations were set. The Aztecs were expected to lose. The year before Fisher's arrival on campus, San Diego State won just four games.

Now those days are a distant memory. Fisher guided San Diego State to the NCAA Tournament in 2002, 2006, 2010 and 2011, the last of which culminated with a 34-3 record and an appearance in the Sweet 16. Fisher has also taken the Aztecs to the NIT in 2003, 2007, 2008 and 2009. In 2009, SDSU advance to the national semifinals. San Diego State has currently been to the postseason six straight years.

On March 26, 1999, San Diego State announced its arrival on the basketball scene in the form of a news conference to introduce its new coach, Steve Fisher. Fresh from a stint with the Sacramento Kings and with three appearances in the Final Four and a national championship in his pocket, he rolled up his sleeves and went to work. And work was needed. It looked to be a daunting challenge and yet the man with one of the highest winning percentages in NCAA Tournament history had no reservations.

No head-coaching career, at any level, started quicker than that of Steve Fisher. Six games into his head-coaching career he was undefeated and sporting a national championship ring. And the success didn't stop with the national title.

Fisher's eight-plus seasons at Michigan produced a 184-82 (.692) record, nine postseason tournament berths and three trips

to the NCAA championship game, including the magical run to the 1989 national title.

Under Fisher, the Wolverines also claimed an NIT championship, won at least 20 games four times and finished among the top three in the powerful Big Ten Conference five times. In 1995, Michigan set a league record by holding opponents to just 39.4 percent shooting from the floor.

Fisher and Co., raised the bar even higher in the postseason. His seven NCAA Tournament teams at Michigan combined for a 20-6 record, which put him fourth among active coaches and ninth in NCAA history with a winning percentage of .769 in the national bracket after his stint in Ann Arbor. Only 13 coaches have taken more teams to the Final Four, including just five that are still active. He is one of three coaches to take three squads to the Final Four in the first five years of a head-coaching career, and one of just six coaches to lead a team to a NIT title as well as the NCAA.

His accomplishments may be even greater at San Diego State. In 2001-02 he led the Aztecs to the postseason for the first time since 1985 and for just the fourth time ever. The 21 wins were second most for the school as a Division I program and the most since 1985. The fact that those numbers came after just three seasons signifies what is one of the great recent turnarounds in college basketball.

He followed that up with a third consecutive season with a .500 or better record in 2002-03 and led SDSU back to the postseason for the second consecutive season for only the second time in the school's Division I history. In addition, SDSU claimed its first Division I postseason victory with a win in the NIT.

In 2006-07, he led SDSU to the MWC regular season and tournament crowns and a berth in the NCAA Tournament. That team finished with a Division I then-school-record 24 wins. And the last five seasons, Fisher has led the Aztecs to five additional 20-win seasons and postseason appearances, including a school-record 34 wins, both the MWC regular season and tournament championships, and a NCAA Sweet 16 berth in 2011.

## RECORD BREAKDOWN

	Career
Home	233-69
Away	110-134
Neutral	73-31
<b>By Month</b>	
November	57-20
December	112-41
January	91-65
February	77-63
March	75-41
April	4-2
<b>Games Decided By/In</b>	
1-Point Games	19-8
2 Points	21-16
3 Points or Less	80-55
Overtime	29-16

## ► Steve Fisher Year-By-Year

Year	School				Conference			Postseason/Honors
		W	L	Pct.	W	L	Pct.	
1989	Michigan	6	0	1.000	-	-	-	NCAA Champions
1989-90	Michigan	23	8	.742	12	6	.667	NCAA Second Round
1990-91	Michigan	14	15	.483	7	11	.389	NIT First Round
1991-92	Michigan	25	9	.735	11	7	.611	NCAA Runner-Up, <i>Basketball Times</i> Coach of the Year
1992-93	Michigan	31	5	.861	15	3	.833	NCAA Runner-Up
1993-94	Michigan	24	8	.750	13	5	.722	NCAA Regional Finalist
1994-95	Michigan	17	14	.548	11	7	.611	NCAA First Round
1995-96	Michigan	20	12	.625	10	8	.556	NCAA First Round
1996-97	Michigan	24	11	.686	9	9	.500	NIT Champions
<b>Eight Full Seasons at UM</b>		<b>184</b>	<b>82</b>	<b>.692</b>	<b>88</b>	<b>56</b>	<b>.611</b>	<b>7 NCAA Tournaments, 9 Postseason Appearances</b>
Year	School	W	L	Pct.	W	L	Pct.	Postseason/Honors
1999-00	San Diego State	5	23	.179	0	14	.000	
2000-01	San Diego State	14	14	.500	4	10	.286	8th-most improved team in the country (Sagarin Ratings)
2001-02	San Diego State	21	12	.636	7	7	.500	NCAA First Round; Aztecs' first NCAA trip since 1985
2002-03	San Diego State	16	14	.552	6	8	.429	NIT Second Round; Aztecs reach postseason in consecutive yrs
2003-04	San Diego State	14	16	.483	5	9	.357	Two players that earned all-league honors return in 04-05
2004-05	San Diego State	11	18	.379	4	10	.286	Young Aztecs drop seven gms. by four pts. or less or OT
2005-06	San Diego State	24	9	.727	13	3	.813	MWC regular season and tournament champs.; NCAA berth
2006-07	San Diego State	22	11	.667	10	6	.625	NIT Second Round; First road win in D-I postseason tourney
2007-08	San Diego State	20	13	.606	9	7	.563	NIT First Round; Third straight 20-win season
2008-09	San Diego State	26	10	.722	11	5	.688	NIT Semifinals; Fourth straight 20-win year; SDSU-record 26 wins
2009-10	San Diego State	25	9	.735	11	5	.667	NCAA First Round, MWC tournament champions
2010-11	San Diego State	34	3	.919	14	2	.875	MWC reg.-season co-champs, tourney champs, MWC COY
<b>12 Seasons at SDSU</b>		<b>232</b>	<b>152</b>	<b>.604</b>	<b>94</b>	<b>86</b>	<b>.522</b>	<b>4 NCAA Tournaments; 8 Postseason Appearances</b>
		W	L	Pct.	W	L	Pct.	Postseason/Honors
<b>20th-Full Season Career</b>		<b>416</b>	<b>234</b>	<b>.640</b>	<b>182</b>	<b>142</b>	<b>.562</b>	<b>11 NCAA Tournaments, 17 Postseason Appearances</b>



## SEASON/CAREER HIGHS

### Points

Season  
Career 11 vs. Pomona-Pitzer (12-31-09)

### Rebounds

Season  
Career 7 vs. UCSD (11-14-09)

### Assists

Season  
Career 1 vs. Pomona-Pitzer (12-31-09)  
1 vs. Santa Clara (11-16-09)  
1 vs. UCSD (11-14-09)

### Field Goals

Season  
Career 3 vs. Occidental (12-31-10)  
3 vs. Pomona-Pitzer (12-31-09)  
3 vs. UCSD (11-14-09)

### Field Goals Attempted

Season 6 vs. Occidental (12-31-10)  
Career 6 vs. Occidental (12-31-10)

### Three-Point Field Goals

Season  
Career 1 vs. San Francisco (12-21-10)  
1 at Air Force (3-6-10)  
1 vs. Pomona-Pitzer (12-31-09)

### Three-Point FG Attempted

Season  
Career 3 vs. San Francisco (12-21-10)

### Free Throws

Season  
Career 4 vs. Pomona-Pitzer (12-31-09)

### Free Throws Attempted

Season  
Career 4 vs. Pomona-Pitzer (12-31-09)

### Steals

Season  
Career --

### Blocked Shots

Season  
Career 1 vs. Occidental (12-31-10)  
1 at Air Force (3-6-10)

### Minutes Played

Season  
Career 21 vs. UCSD (11-14-09)



# 0 • ALEC WILLIAMS

FORWARD • 6-7 • 245 • JUNIOR - 2L  
SAN JUAN CAPISTRANO, CALIF. (JSERRA CATHOLIC HIGH)

## SEASON HIGHLIGHTS

- Finished with 11 points and knocked down two three-pointers in the exhibition vs. Point Loma Nazarene (11-7-11).
- Scored eight points (4-4 FG), had two rebounds and a blocked shot in 13 minutes in the exhibition vs. Cal State San Marcos. (11-2-11).

## CAREER HIGHLIGHTS

- Played in 22 career games.
- Scored in 10 career games and grabbed at least one rebound in eight outings.
- Has committed only four turnovers in 136 career minutes.

## 2011-12 GAME-BY-GAME STATISTICS

Opponent	GS	FG	3FG	FT	O-D-R	PF	TP	A	TO	B	S	MP
Bryant												
Southern Utah												
UC Davis												
at Baylor												
USC												
Long Beach State												
at Arizona												
at UC Santa Barbara												
Creighton												
California												
at San Diego												
UC Riverside												
Elon												
Redlands												
San Diego Christian												
Chicago State												
*UNLV												
*at New Mexico												
*Air Force												
*at Wyoming												
*at Colorado State												
*Boise State												
*TCU												
*at UNLV												
*New Mexico												
*at Air Force												
*Wyoming												
*Colorado State												
*at Boise State												
*at TCU												

## ► WILLIAMS CAREER STATISTICS

Year	G-GS	Min.-Avg.	FG-FGA	Pct.	3P-3PA	Pct.	FT-FTA	Pct.	OR	DR	Reb	Avg.	PF-D	AT	TO	BS	ST	Pts	Avg.
09-10	12-0	87-7.3	8-18	.444	2-5	.400	5-6	.833	2	12	14	1.2	15-0	3	3	1	0	23	1.9
10-11	10-0	49-4.9	8-21	.381	1-5	.200	4-5	.800	6	8	14	1.4	5-0	0	1	1	0	21	2.1
11-12																			
<b>Totals</b>	<b>22-0</b>	<b>136-6.2</b>	<b>16-39</b>	<b>.410</b>	<b>3-10</b>	<b>.300</b>	<b>9-11</b>	<b>.818</b>	<b>8</b>	<b>20</b>	<b>28</b>	<b>1.3</b>	<b>20-0</b>	<b>3</b>	<b>4</b>	<b>2</b>	<b>0</b>	<b>44</b>	<b>2.0</b>

## SEASON/CAREER HIGHS

### Points

Season  
Career 15 at Washington (1-30-10)

### Rebounds

Season  
Career 4 at UCLA (1-23-10)  
4 vs. Stanford (1-16-10)

### Assists

Season  
Career 5 vs. Stanford (1-16-10)  
5 vs. San Diego (11-28-09)

### Field Goals

Season  
Career 6 at Washington (1-30-10)

### Field Goals Attempted

Season  
Career 8 at Washington (1-30-10)  
8 at Arizona State (1-10-10)

### Three-Point Field Goals

Season  
Career 3 at Gonzaga (12-2-09)

### Three-Point FG Attempted

Season  
Career 3 at Washington (1-30-10)  
3 at Gonzaga (12-2-09)

### Free Throws

Season  
Career 4 vs. Oregon State (1-2-10)

### Free Throws Attempted

Season  
Career 6 vs. Stanford (1-16-10)

### Steals

Season  
Career 3 vs. Oregon State (1-2-10)

### Blocked Shots

Season  
Career 1 at California (2-13-10)

### Minutes Played

Season  
Career 26 at Washington (1-30-10)



# 2 • XAVIER THAMES

GUARD • 6-3 • 195 • SOPHOMORE - TR  
SACRAMENTO, CALIF. (WASHINGTON STATE)

## SEASON HIGHLIGHTS

- Finished with eight points, a game-high four assists and two steals in the exhibition against Point Loma Nazarene (11-7-11).
- Had a game-high nine assists and only one turnover in 34 minutes in the exhibition win vs. Cal State San Marcos (11-2-11).

## CAREER HIGHLIGHTS

- Played in 31 games, starting four times, as a true freshman at Washington State in 2009-10.
- Has four career double-figure scoring efforts.

## 2011-12 GAME-BY-GAME STATISTICS

Opponent	GS	FG	3FG	FT	O-D-R	PF	TP	A	TO	B	S	MP
Bryant												
Southern Utah												
UC Davis												
at Baylor												
USC												
Long Beach State												
at Arizona												
at UC Santa Barbara												
Creighton												
California												
at San Diego												
UC Riverside												
Elon												
Redlands												
San Diego Christian												
Chicago State												
*UNLV												
*at New Mexico												
*Air Force												
*at Wyoming												
*at Colorado State												
*Boise State												
*TCU												
*at UNLV												
*New Mexico												
*at Air Force												
*Wyoming												
*Colorado State												
*at Boise State												
*at TCU												

## ► THAMES CAREER STATISTICS

\* at WASHINGTON STATE

Year	G-GS	Min.-Avg.	FG-FGA	Pct.	3P-3PA	Pct.	FT-FTA	Pct.	OR	DR	Reb	Avg.	PF-D	AT	TO	BS	ST	Pts Avg.
09-10*	31-4	546-17.6	54-131	.412	9-34	.265	25-39	.641	13	32	45	1.5	59-0	38	29	1	24	142 4.6
11-12																		
<b>Totals</b>	<b>31-4</b>	<b>546-17.6</b>	<b>54-131</b>	<b>.412</b>	<b>9-34</b>	<b>.265</b>	<b>25-39</b>	<b>.641</b>	<b>13</b>	<b>32</b>	<b>45</b>	<b>1.5</b>	<b>59-0</b>	<b>38</b>	<b>29</b>	<b>1</b>	<b>24</b>	<b>142 4.6</b>

## SEASON/CAREER HIGHS

### Points

Season  
Career 9 vs. SD Christian (11-26-10)

### Rebounds

Season  
Career 3 vs. Saint Mary's (12-1-10)

### Assists

Season  
Career 6 vs. SD Christian (11-26-10)

### Field Goals

Season  
Career 3 vs. SD Christian (11-26-10)

### Field Goals Attempted

Season  
Career 6 vs. SD Christian (11-26-10)

### Three-Point Field Goals

Season  
Career 1 vs. Wyoming (1-29-11)  
1 vs. SD Christian (11-26-10)

### Three-Point FG Attempted

Season  
Career 2 vs. Occidental (12-31-10)  
2 vs. Cal Poly (12-13-10)

### Free Throws

Season  
Career 4 vs. San Diego (12-11-10)

### Free Throws Attempted

Season  
Career 6 vs. San Diego (12-11-10)

### Steals

Season  
Career 2 vs. Cal Poly (12-13-10)

### Blocked Shots

Season  
Career None

### Minutes Played

Season  
Career 23 vs. Cal Poly (12-13-10)



# 3 • LABRADFORD FRANKLIN

GUARD • 6-2 • 175 • SOPHOMORE - IL  
TEMECULA, CALIF. (GREAT OAK HIGH)

## SEASON HIGHLIGHTS

- Produced five points and two rebounds in the exhibition vs. Point Loma Nazarene (11-7-11).
- Had five assists and only one turnover, while scoring four points, in the exhibition win over Cal State San Marcos (11-2-11).

## CAREER HIGHLIGHTS

- Has 23 assists in his last 14 games (132 minutes), including 21 in his last 12 (120 minutes).
- Recorded 13 assists in his last eight games (78 minutes).

## 2011-12 GAME-BY-GAME STATISTICS

Opponent	GS	FG	3FG	FT	O-D-R	PF	TP	A	TO	B	S	MP
Bryant												
Southern Utah												
UC Davis												
at Baylor												
USC												
Long Beach State												
at Arizona												
at UC Santa Barbara												
Creighton												
California												
at San Diego												
UC Riverside												
Elon												
Redlands												
San Diego Christian												
Chicago State												
*UNLV												
*at New Mexico												
*Air Force												
*at Wyoming												
*at Colorado State												
*Boise State												
*TCU												
*at UNLV												
*New Mexico												
*at Air Force												
*Wyoming												
*Colorado State												
*at Boise State												
*at TCU												

## ► FRANKLIN CAREER STATISTICS

Year	G-GS	Min.-Avg.	FG-FGA	Pct.	3P-3PA	Pct.	FT-FTA	Pct.	OR	DR	Reb	Avg.	PF-D	AT	TO	BS	ST	Pts	Avg.
10-11	17-1	135-7.9	11-27	.407	2-10	.200	12-15	.800	1	14	15	0.9	12-0	23	17	0	3	36	2.1
11-12																			
<b>Totals</b>	<b>17-1</b>	<b>135-7.9</b>	<b>11-27</b>	<b>.407</b>	<b>2-10</b>	<b>.200</b>	<b>12-15</b>	<b>.800</b>	<b>1</b>	<b>14</b>	<b>15</b>	<b>0.9</b>	<b>12-0</b>	<b>23</b>	<b>17</b>	<b>0</b>	<b>3</b>	<b>36</b>	<b>2.1</b>



## SEASON/CAREER HIGHS

### Points

Season  
Career 18 at Auburn (1-8-11)

### Rebounds

Season  
Career 13 vs. Wichita State (12-18-10)

### Assists

Season  
Career 3 at Florida (1-16-10)

### Field Goals

Season  
Career 9 at Auburn (1-8-11)

### Field Goals Attempted

Season  
Career 16 at Kentucky (1-15-11)

### Three-Point Field Goals

Season  
Career 2 at Kentucky (1-15-11)

### Three-Point FG Attempted

Season  
Career 5 at Kentucky (1-15-11)

### Free Throws

Season  
Career 8 vs. South Carolina (2-2-11)  
8 vs. Wichita State (12-18-10)

### Free Throws Attempted

Season  
Career 12 vs. Wichita State (12-18-10)

### Steals

Season  
Career 3 vs. Vanderbilt (3-10-11)  
3 vs. Centenary (11-24-10)  
3 vs. Arkansas (2-24-10)

### Blocked Shots

Season  
Career 2 vs. Wichita State (12-18-10)  
2 vs. Coastal Carolina (12-13-10)  
2 vs. Rice (12-19-09)  
2 vs. Oklahoma State (11-19-07)

### Minutes Played

Season  
Career 34 vs. Arkansas (1-12-11)



# 5 • GARRETT GREEN

FORWARD • 6-11 • 240 • SENIOR - TR  
WOODLAND HILLS, CALIF. (LSU)

## SEASON HIGHLIGHTS

- Grabbed a game-high eight rebounds and added seven points in the exhibition vs. Point Loma Nazarene (11-7-11).
- Finished with seven points and seven rebounds in the exhibition victory over Cal State San Marcos (11-2-11).

## CAREER HIGHLIGHTS

- Played in 87 career games, including 62 straight, and made 17 starts, all coming while at LSU.
- Has nine career double-figure scoring efforts and two double-doubles.

## 2011-12 GAME-BY-GAME STATISTICS

Opponent	GS	FG	3FG	FT	O-D-R	PF	TP	A	TO	B	S	MP
Bryant												
Southern Utah												
UC Davis												
at Baylor												
USC												
Long Beach State												
at Arizona												
at UC Santa Barbara												
Creighton												
California												
at San Diego												
UC Riverside												
Elon												
Redlands												
San Diego Christian												
Chicago State												
*UNLV												
*at New Mexico												
*Air Force												
*at Wyoming												
*at Colorado State												
*Boise State												
*TCU												
*at UNLV												
*New Mexico												
*at Air Force												
*Wyoming												
*Colorado State												
*at Boise State												
*at TCU												

## ► GREEN CAREER STATISTICS

\* at LSU

Year	G-GS	Min.-Avg.	FG-FGA	Pct.	3P-3PA	Pct.	FT-FTA	Pct.	OR	DR	Reb	Avg.	PF-D	AT	TO	BS	ST	Pts	Avg.
07-08*	25-1	24.1-9.6	20-47	.426	2-5	.400	3-7	.429	17	23	40	1.6	41-1	3	11	5	1	45	1.8
09-10*	30-11	32.0-10.7	27-80	.338	1-4	.250	8-27	.296	32	42	74	2.5	51-1	9	30	10	12	63	2.1
10-11*	32-5	57.5-18.0	82-183	.448	5-19	.263	33-75	.440	64	98	162	5.1	80-3	12	38	12	19	202	6.3
11-12																			
<b>Totals</b>	<b>87-17</b>	<b>1136-13.1</b>	<b>129-310</b>	<b>.416</b>	<b>8-28</b>	<b>.286</b>	<b>44-109</b>	<b>.404</b>	<b>113</b>	<b>163</b>	<b>276</b>	<b>3.2</b>	<b>172-5</b>	<b>24</b>	<b>79</b>	<b>27</b>	<b>32</b>	<b>310</b>	<b>3.6</b>

## SEASON/CAREER HIGHS

### Points

Season  
Career 17 vs. Saint Mary's (12-13-08)  
17 at N. Colo. (12-3-08)

### Rebounds

Season  
Career 12 vs. UNLV (3-7-09)

### Assists

Season  
Career 4 at Wyoming (1-9-10)  
4 vs. CSUN (12-22-08)  
4 at Fresno State (11-11-07)

### Field Goals

Season  
Career 7 vs. Colorado St. (3-4-09)  
7 vs. Saint Mary's (12-13-08)

### Field Goals Attempted

Season  
Career 11 vs. Saint Mary's (12-13-08)

### Three-Point Field Goals

Season  
Career 2 at Wyoming (1-9-10)  
2 at N. Colo. (12-3-08)

### Three-Point FG Attempted

Season  
Career 4 at LBSU (11-13-10)

### Free Throws

Season  
Career 4 vs. W. Carolina (11-28-08)  
4 vs. Portland (11-10-07)

### Free Throws Attempted

Season  
Career 7 vs. New Mexico (1-5-10)  
7 vs. W. Carolina (11-28-08)

### Steals

Season  
Career 3 vs. Seattle (11-28-08)

### Blocked Shots

Season  
Career 3 at Air Force (1-3-09)

### Minutes Played

Season  
Career 35 at Air Force (1-3-09)



# 10 • TIM SHELTON

FORWARD • 6-7 • 240 • SENIOR - 3L  
FRESNO, CALIF. (CLOVIS WEST HIGH)

## SEASON HIGHLIGHTS

► Scored 11 points and had seven rebounds in the exhibition vs. Point Loma Nazarene (11-7-11). His double-figure scoring performance was his first in any game since scoring 10 vs. Baylor in the NIT semifinals (3-31-09).

► Started the exhibition vs. Cal State San Marcos (11-2-11) and played 23 minutes while contributing two points and three rebounds.

## CAREER HIGHLIGHTS

► Has led the team in scoring three times, rebounding 10 times and assists three times.

► Has 12 career double-figure scoring games and three games with 10 or more rebounds.

► Has started 18 career games.

## 2011-12 GAME-BY-GAME STATISTICS

Opponent	GS	FG	3FG	FT	O-D-R	PF	TP	A	TO	B	S	MP
Bryant												
Southern Utah												
UC Davis												
at Baylor												
USC												
Long Beach State												
at Arizona												
at UC Santa Barbara												
Creighton												
California												
at San Diego												
UC Riverside												
Elon												
Redlands												
San Diego Christian												
Chicago State												
*UNLV												
*at New Mexico												
*Air Force												
*at Wyoming												
*at Colorado State												
*Boise State												
*TCU												
*at UNLV												
*New Mexico												
*at Air Force												
*Wyoming												
*Colorado State												
*at Boise State												
*at TCU												

## ► SHELTON CAREER STATISTICS

Year	G-GS	Min.-Avg.	FG-FGA	Pct.	3P-3PA	Pct.	FT-FTA	Pct.	OR	DR	Reb	Avg.	PF-D	AT	TO	BS	ST	Pts	Avg.
07-08	4-3	113-28.3	16-29	.552	1-3	.333	7-9	.778	7	12	19	4.8	9-0	6	6	2	5	40	10.0
08-09	34-13	780-22.9	105-209	.502	8-25	.320	49-87	.563	73	88	161	4.7	75-3	43	32	11	21	267	7.9
09-10	9-2	116-12.9	9-26	.346	4-9	.444	8-18	.444	10	8	18	2.0	16-1	13	8	1	1	30	3.3
10-11	31-0	292-9.4	21-56	.375	4-17	.235	5-11	.455	13	34	47	1.5	34-0	12	9	1	6	51	1.6
11-12																			
<b>Totals</b>	<b>78-18</b>	<b>1301-16.7</b>	<b>151-320</b>	<b>.472</b>	<b>17-54</b>	<b>.315</b>	<b>69-125</b>	<b>.552</b>	<b>103</b>	<b>142</b>	<b>245</b>	<b>3.1</b>	<b>134-4</b>	<b>74</b>	<b>55</b>	<b>15</b>	<b>33</b>	<b>388</b>	<b>5.0</b>

## SEASON/CAREER HIGHS

### Points

Season  
Career 25 vs. LMU (1-29-09)  
25 vs. Houston Baptist (1-25-09)

### Rebounds

Season  
Career 5 vs. Portland (2-28-09)

### Assists

Season  
Career 5 vs. Houston Baptist (1-25-09)  
5 vs. San Francisco (1-23-09)

### Field Goals

Season  
Career 8 vs. Gonzaga (3-8-09)  
8 vs. LMU (1-29-09)

### Field Goals Attempted

Season  
Career 15 vs. Gonzaga (3-8-09)  
15 vs. Gonzaga (2-26-09)

### Three-Point Field Goals

Season  
Career 5 vs. Occidental (12-31-10)  
5 vs. LMU (1-29-09)  
5 vs. Houston Baptist (1-25-09)

### Three-Point FG Attempted

Season  
Career 5 vs. Houston Baptist (1-25-09)

### Free Throws

Season  
Career 5 vs. Houston Baptist (1-25-09)  
8 vs. UTEP (12-30-08)

### Free Throws Attempted

Season  
Career 8 - four times

### Steals

Season  
Career 3 at Miami (Ohio) (11-22-10)

### Blocked Shots

Season  
Career 1 at TCU (1-5-11)

### Minutes Played

Season  
Career 43 vs. Portland (2-28-09)



# II • JAMES RAHON

GUARD • 6-5 • 210 • JUNIOR - II  
SAN DIEGO, CALIF. (SANTA CLARA)

## SEASON HIGHLIGHTS

- Produced a game-high 18 points on 7-of-11 shooting in the exhibition against Point Loma Nazarene (11-7-11).
- Led the team in scoring with 19 points (6-10 FG, 3-6 3FG, 4-4 FT) in the exhibition victory over Cal State San Marcos (11-2-11).

## CAREER HIGHLIGHTS

- Has scored in double figures 29 times in his career and 11 times in a SDSU uniform.
- Has 111 career three-point field goals in 68 career games.
- Knocked down multiple three-point field goals in 33 career games and 14 times as an Aztec.
- Has one turnover or less in 36 of his last 37 games.

## 2011-12 GAME-BY-GAME STATISTICS

Opponent	GS	FG	3FG	FT	O-D-R	PF	TP	A	TO	B	S	MP
Bryant												
Southern Utah												
UC Davis												
at Baylor												
USC												
Long Beach State												
at Arizona												
at UC Santa Barbara												
Creighton												
California												
at San Diego												
UC Riverside												
Elon												
Redlands												
San Diego Christian												
Chicago State												
*UNLV												
*at New Mexico												
*Air Force												
*at Wyoming												
*at Colorado State												
*Boise State												
*TCU												
*at UNLV												
*New Mexico												
*at Air Force												
*Wyoming												
*Colorado State												
*at Boise State												
*at TCU												

## ► RAHON CAREER STATISTICS

\* at SANTA CLARA

Year	G-GS	Min.-Avg.	FG-FGA	Pct.	3P-3PA	Pct.	FT-FTA	Pct.	OR	DR	Reb	Avg.	PF-D	AT	TO	BS	ST	Pts Avg.
08-09*	32-17	863-27.0	118-287	.411	59-145	.407	66-85	.776	14	41	55	1.7	44-0	42	43	0	16	361 11.3
10-11	37-6	800-21.6	90-211	.427	53-122	.434	27-39	.692	15	43	58	1.6	54-1	30	18	1	15	260 7.0
11-12																		
<b>Totals</b>	<b>69-23</b>	<b>1663-24.1</b>	<b>208-498</b>	<b>.418</b>	<b>112-267</b>	<b>.419</b>	<b>93-124</b>	<b>.750</b>	<b>29</b>	<b>84</b>	<b>113</b>	<b>1.6</b>	<b>98-1</b>	<b>72</b>	<b>61</b>	<b>1</b>	<b>31</b>	<b>621 9.0</b>



## SEASON/CAREER HIGHS

### Points

Season  
Career 13 vs. Utah (2-8-11)

### Rebounds

Season  
Career 10 vs. Utah (2-8-11)

### Assists

Season  
Career 2 vs. Utah (2-8-11)

### Field Goals

Season  
Career 4 vs. Utah (2-8-11)

### Field Goals Attempted

Season  
Career 8 at Wyoming (3-1-11)

### Three-Point Field Goals

Season  
Career 3 vs. Utah (3-10-11)

### Three-Point FG Attempted

Season  
Career 4 vs. Utah (3-10-11)

### Free Throws

Season  
Career 3 vs. Utah (2-8-11)

### Free Throws Attempted

Season  
Career 5 vs. Utah (2-8-11)

### Steals


Season  
Career 2 vs. Utah (3-10-11)

### Blocked Shots

Season  
Career 2 vs. Cal Poly (12-13-10)

### Minutes Played

Season  
Career 20 vs. Cal Poly (12-13-10)



# 21 • JAMAAL FRANKLIN

GUARD • 6-5 • 195 • SOPHOMORE - IL  
HAWTHORNE, CALIF. (WESTWIND PREP INTERNATIONAL)

## SEASON HIGHLIGHTS

► Did not see action in either of the exhibition games.

## CAREER HIGHLIGHTS

► Has one double-double in his career (13 points, 10 rebounds) and it came in 17 minutes vs. Utah (2-8-11).  
► Has played in 22 career games.

## 2011-12 GAME-BY-GAME STATISTICS

Opponent	GS	FG	3FG	FT	O-D-R	PF	TP	A	TO	B	S	MP
Bryant												
Southern Utah												
UC Davis												
at Baylor												
USC												
Long Beach State												
at Arizona												
at UC Santa Barbara												
Creighton												
California												
at San Diego												
UC Riverside												
Elon												
Redlands												
San Diego Christian												
Chicago State												
*UNLV												
*at New Mexico												
*Air Force												
*at Wyoming												
*at Colorado State												
*Boise State												
*TCU												
*at UNLV												
*New Mexico												
*at Air Force												
*Wyoming												
*Colorado State												
*at Boise State												
*at TCU												

## ► FRANKLIN CAREER STATISTICS

Year	G-GS	Min.-Avg.	FG-FGA	Pct.	3P-3PA	Pct.	FT-FTA	Pct.	OR	DR	Reb	Avg.	PF-D	AT	TO	BS	ST	Pts	Avg.
10-11	22-0	178-8.1	24-48	.500	7-21	.333	9-17	.529	15	26	41	1.9	18-0	10	14	5	4	64	2.9
11-12																			
<b>Totals</b>	<b>22-0</b>	<b>178-8.1</b>	<b>24-48</b>	<b>.500</b>	<b>7-21</b>	<b>.333</b>	<b>9-17</b>	<b>.529</b>	<b>15</b>	<b>26</b>	<b>41</b>	<b>1.9</b>	<b>18-0</b>	<b>10</b>	<b>14</b>	<b>5</b>	<b>4</b>	<b>64</b>	<b>2.9</b>

## SEASON/CAREER HIGHS

### Points

Season  
Career 24 vs. Wyoming (1-29-11)

### Rebounds

Season  
Career 8 at Air Force (2-19-11)

### Assists

Season  
Career 9 vs. Pomona-Pitzer (12-31-09)

### Field Goals

Season  
Career 10 vs. Wyoming (1-29-11)

### Field Goals Attempted

Season  
Career 15 vs. Wyoming (1-29-11)

### Three-Point Field Goals

Season  
Career 4 vs. Temple (3-19-11)  
4 vs. UCSB (12-18-10)

### Three-Point Field Goals Attempted

Season  
Career 8 at BYU (2-24-10)

### Free Throws

Season  
Career 4 at Air Force (2-19-11)

### Free Throws Attempted

Season  
Career 4 at Air Force (2-19-11)  
4 at New Mexico (1-15-11)  
4 vs. UNLV (2-13-10)

### Steals

Season  
Career 4 vs. IUPUI (11-21-10)  
4 vs. New Mexico (1-5-10)

### Blocked Shots

Season  
Career 2 vs. BYU (1-23-10)  
2 vs. Arizona (12-12-09)

### Minutes Played

Season  
Career 39 vs. Temple (3-19-11)



# 22 • CHASE TAPLEY

GUARD • 6-3 • 195 • JUNIOR - 2L  
SACRAMENTO, CALIF. (SACRAMENTO HIGH)

## SEASON HIGHLIGHTS

- Finished with 11 points, five rebounds and a game-high three steals in the exhibition vs. Point Loma Nazarene (11-7-11).
- Scored 15 points in a starting role in the exhibition win over Cal State San Marcos (11-2-11).

## CAREER HIGHLIGHTS

- Has 18 career turnover-free games and 44 games with one turnover or less.
- Has started 48 games, including a career-high 15 straight from Dec. 31, 2009-Feb. 24, 2010.
- Has 27 career double-figure scoring efforts.
- Led the team in scoring six times in his career, rebounding twice and assists 12 times.

## 2011-12 GAME-BY-GAME STATISTICS

Opponent	GS	FG	3FG	FT	O-D-R	PF	TP	A	TO	B	S	MP
Bryant												
Southern Utah												
UC Davis												
at Baylor												
USC												
Long Beach State												
at Arizona												
at UC Santa Barbara												
Creighton												
California												
at San Diego												
UC Riverside												
Elon												
Redlands												
San Diego Christian												
Chicago State												
*UNLV												
*at New Mexico												
*Air Force												
*at Wyoming												
*at Colorado State												
*Boise State												
*TCU												
*at UNLV												
*New Mexico												
*at Air Force												
*Wyoming												
*Colorado State												
*at Boise State												
*at TCU												

## ► TAPLEY CAREER STATISTICS

Year	G-GS	Min.-Avg.	FG-FGA	Pct.	3P-3PA	Pct.	FT-FTA	Pct.	OR	DR	Reb	Avg.	PF-D	AT	TO	BS	ST	Pts Avg.
09-10	33-17	773-23.4	98-196	.500	35-93	.376	20-28	.714	21	55	76	2.3	50-0	72	39	13	37	251 7.6
10-11	34-31	867-25.5	113-233	.485	41-108	.380	24-29	.828	21	61	82	2.4	45-0	64	45	8	44	291 8.6
11-12																		
<b>Totals</b>	<b>67-48</b>	<b>1640-24.5</b>	<b>211-429</b>	<b>.492</b>	<b>76-201</b>	<b>.378</b>	<b>44-57</b>	<b>.772</b>	<b>42</b>	<b>116</b>	<b>158</b>	<b>2.4</b>	<b>95-0</b>	<b>136</b>	<b>84</b>	<b>21</b>	<b>81</b>	<b>542 8.1</b>

## CAREER HIGHS

### Points

Career

### Rebounds

Career

### Assists

Career

### Field Goals

Career

### Field Goals Attempted

Career

### Three-Point Field Goals

Career

### Three-Point FG Attempted

Career

### Free Throws

Career

### Free Throws Attempted

Career

### Steals


Career

### Blocked Shots

Career

### Minutes Played

Career



# 23 • DESHAWN STEPHENS

FOWARD • 6-8 • 215 • JUNIOR - JC  
LOS ANGELES, CALIF. (SANTA MONICA COLLEGE)

## SEASON HIGHLIGHTS

- Finished with seven points and seven rebounds in the exhibition victory over Point Loma Nazarene (11-7-11).
- Went for 16 points (7-10 FG) and a game-high nine rebounds in the exhibition vs. Cal State San Marcos (11-2-11).

## CAREER HIGHLIGHTS

### 2011-12 GAME-BY-GAME STATISTICS

Opponent	GS	FG	3FG	FT	O-D-R	PF	TP	A	TO	B	S	MP
Bryant												
Southern Utah												
UC Davis												
at Baylor												
USC												
Long Beach State												
at Arizona												
at UC Santa Barbara												
Creighton												
California												
at San Diego												
UC Riverside												
Elon												
Redlands												
San Diego Christian												
Chicago State												
*UNLV												
*at New Mexico												
*Air Force												
*at Wyoming												
*at Colorado State												
*Boise State												
*TCU												
*at UNLV												
*New Mexico												
*at Air Force												
*Wyoming												
*Colorado State												
*at Boise State												
*at TCU												

## ► STEPHENS CAREER STATISTICS

Year G-GS Min.-Avg. FG-FGA Pct. 3P-3PA Pct. FT-FTA Pct. OR DR Reb Avg. PF-D AT TO BS ST Pts Avg.  
11-12



## Career



## UPPER MARLBORO, MD. (MARTIN LUTHER KING (CALIF.) HIGH)

► Scored two points in one minute in the exhibition vs. Cal State San Marcos (11-2-11).

## CAREER HIGHLIGHTS

---

[illegible]

**SDSU EXHIBITION GAMES**  
**SAN DIEGO STATE Combined Team Statistics (as of Nov 09, 2011)**  
**All games**

<b>RECORD:</b>	<b>OVERALL</b>	<b>HOME</b>	<b>AWAY</b>	<b>NEUTRAL</b>
ALL GAMES	2-0	2-0	0-0	0-0
CONFERENCE	0-0	0-0	0-0	0-0
NON-CONFERENCE	2-0	2-0	0-0	0-0

##	Player	gp-gs	min	avg	Total		3-Point		F-Throw		Rebounds				pf	dq	a	to	blk	stl	pts	avg
					fg-fga	fg%	3fg-fga	3fg%	ft-fa	ft%	off	def	tot	avg								
11	RAHON, James	2-2	64	32.0	13-21	.619	5-10	.500	6-6	1.000	0	4	4	2.0	3	0	1	1	1	1	37	18.5
22	TAPLEY, Chase	2-2	62	31.0	8-22	.364	2-8	.250	8-10	.800	3	3	6	3.0	3	0	1	2	1	5	26	13.0
23	STEPHENS, DeShawn	2-0	43	21.5	9-12	.750	0-0	.000	5-10	.500	5	11	16	8.0	4	0	1	2	0	2	23	11.5
00	WILLIAMS, Alec	2-0	32	16.0	6-10	.600	2-3	.667	5-8	.625	2	5	7	3.5	4	0	0	2	1	1	19	9.5
05	GREEN, Garrett	2-2	44	22.0	6-16	.375	0-0	.000	2-3	.667	8	7	15	7.5	5	0	0	3	0	1	14	7.0
02	THAMES, Xavier	2-2	68	34.0	3-12	.250	0-2	.000	7-10	.700	2	1	3	1.5	4	0	13	4	0	4	13	6.5
10	SHELTON, Tim	2-2	41	20.5	4-11	.364	0-1	.000	5-6	.833	2	8	10	5.0	5	0	2	1	0	0	13	6.5
03	FRANKLIN, LaBradford	2-0	43	21.5	2-7	.286	1-4	.250	4-4	1.000	2	2	4	2.0	0	0	6	5	0	1	9	4.5
33	CASTLEBERRY, Jere	2-0	3	1.5	1-3	.333	0-2	.000	0-0	.000	0	0	0	0.0	0	0	0	0	0	0	2	1.0
Team											4	1	5									
Total.....		2	400		52-114	.456	10-30	.333	42-57	.737	28	42	70	35.0	28	0	24	20	3	15	156	78.0
Opponents.....		2	400		41-96	.427	10-26	.385	24-36	.667	14	38	52	26.0	43	-	26	32	8	10	116	58.0

<b>TEAM STATISTICS</b>	<b>SDSU</b>	<b>OPP</b>	<b>Date</b>	<b>Opponent</b>	<b>Score</b>	<b>Att.</b>
SCORING	156	116	11-02-11	CAL STATE SAN MARCOS	w 78-63	11711
Points per game	78.0	58.0	11-07-11	POINT LOMA NAZARENE	w 78-53	11613
Scoring margin	+20.0	-	* - Conference game			
FIELD GOALS-ATT	52-114	41-96				
Field goal pct	.456	.427				
3 POINT FG-ATT	10-30	10-26				
3-point FG pct	.333	.385				
3-pt FG made per game	5.0	5.0				
FREE THROWS-ATT	42-57	24-36				
Free throw pct	.737	.667				
F-Throws made per game	21.0	12.0				
REBOUNDS	70	52				
Rebounds per game	35.0	26.0				
Rebounding margin	+9.0	-				
ASSISTS	24	26				
Assists per game	12.0	13.0				
TURNOVERS	20	32				
Turnovers per game	10.0	16.0				
Turnover margin	+6.0	-				
Assist/turnover ratio	1.2	0.8				
STEALS	15	10				
Steals per game	7.5	5.0				
BLOCKS	3	8				
Blocks per game	1.5	4.0				
ATTENDANCE	23324	0				
Home games-Avg/Game	2-11662	0-0				
Neutral site-Avg/Game	-	0-0				

<b>Score by Periods</b>	<b>1st</b>	<b>2nd</b>	<b>Totals</b>
SAN DIEGO STATE	83	73	156
Opponents	51	65	116

**THE STAT CREW SYSTEM**  
**SAN DIEGO STATE Combined Team Statistics (as of Oct 05, 2011)**  
**All games**

Overall record: 34-3 Conf: 14-2 Home: 14-1 Away: 12-1 Neutral: 8-1

#	Player	gp-gs	min	avg	Total		3-Point		F-Throw		Rebounds				pf	dq	a	to	blk	stl	pts	avg
					fg-fga	fg%	3fg-fga	3fg%	ft-fa	ft%	off	def	tot	avg								
15	LEONARD, Kawhi	36-36	1172	32.6	211-475	.444	25-86	.291	110-145	.759	111	269	380	10.6	89	2	91	76	21	51	557	15.5
04	THOMAS, Malcolm	37-37	1126	30.4	158-295	.536	2-12	.167	104-162	.642	108	193	301	8.1	84	1	84	77	75	18	422	11.4
23	GAY, D.J.	37-37	1302	35.2	137-367	.373	73-204	.358	65-95	.684	10	71	81	2.2	30	0	116	47	2	39	412	11.1
32	WHITE, Billy	36-36	957	26.6	150-267	.562	9-26	.346	60-82	.732	69	88	157	4.4	103	3	57	59	27	38	369	10.3
22	TAPLEY, Chase	34-31	867	25.5	113-233	.485	41-108	.380	24-29	.828	21	61	82	2.4	45	0	64	45	8	44	291	8.6
11	RAHON, James	37-6	800	21.6	90-211	.427	53-122	.434	27-39	.692	15	43	58	1.6	54	1	30	18	1	15	260	7.0
05	CARLWELL, Brian	37-1	422	11.4	54-105	.514	3-9	.333	28-45	.622	45	54	99	2.7	44	1	8	24	25	6	139	3.8
21	FRANKLIN, Jamaal	22-0	178	8.1	24-48	.500	7-21	.333	9-17	.529	15	26	41	1.9	18	0	10	14	5	4	64	2.9
10	SHELTON, Tim	31-0	292	9.4	21-56	.375	4-17	.235	5-11	.455	13	34	47	1.5	34	0	12	9	1	6	51	1.6
42	CHERIET, Mehdi	21-0	150	7.1	14-36	.389	3-19	.158	7-8	.875	10	10	20	1.0	24	0	4	8	4	3	38	1.8
03	FRANKLIN, LaBradford	17-1	135	7.9	11-27	.407	2-10	.200	12-15	.800	1	14	15	0.9	12	0	23	17	0	3	36	2.1
00	WILLIAMS, Alec	10-0	49	4.9	8-21	.381	1-5	.200	4-5	.800	6	8	14	1.4	5	0	0	1	1	0	21	2.1
Team											48	53	101				7					
Total.....		37	7450		991-2141	.463	223-639	.349	455-653	.697	472	924	1396	37.7	542	8	499	402	170	227	2660	71.9
Opponents.....		37	7450		802-2027	.396	194-608	.319	394-547	.720	381	765	1146	31.0	619	-	402	461	100	186	2192	59.2

TEAM STATISTICS	SDSU	OPP	Date	Opponent	Score	Att.
SCORING	2660	2192	11/13/10	at LONG BEACH STATE	w	81-65 5143
Points per game	71.9	59.2	# 11/16/10	at GONZAGA	w	79-76 6000
Scoring margin	+12.6	-	% 11/20/10	vs GREEN BAY	w	79-70 2117
FIELD GOALS-ATT	991-2141	802-2027	% 11/21/10	vs IUPUI	w	61-46 1863
Field goal pct	.463	.396	% 11/22/10	at MIAMI (OH)	w	77-56 1858
3 POINT FG-ATT	223-639	194-608	11/26/10	SAN DIEGO CHRISTIAN	w	88-69 5674
3-point FG pct	.349	.319	12/01/10	SAINT MARY'S	w	69-55 12414
3-pt FG made per game	6.0	5.2	+ 12/04/10	WICHITA STATE	w	83-69 12414
FREE THROWS-ATT	455-653	394-547	12/08/10	at CALIFORNIA	w	77-57 9426
Free throw pct	.697	.720	12/11/10	SAN DIEGO	w	77-49 12414
F-Throws made per game	12.3	10.6	12/13/10	CAL POLY	w	51-45 7971
REBOUNDS	1396	1146	12/18/10	UC SANTA BARBARA	w	90-64 12414
Rebounds per game	37.7	31.0	\$ 12/21/10	vs SAN FRANCISCO	w	62-56 1202
Rebounding margin	+6.8	-	\$ 12/22/10	vs IUPUI	w	56-54 1095
ASSISTS	499	402	12/31/10	OCCIDENTAL	w	93-50 12414
Assists per game	13.5	10.9	* 01/05/11	at TCU	w	66-53 4287
TURNOVERS	402	461	* 01/08/11	at UTAH	w	71-62 8571
Turnovers per game	10.9	12.5	* 01/12/11	UNLV	w	55-49 12414
Turnover margin	+1.6	-	* 01/15/11	at NEW MEXICO	w	87-77 15411
Assist/turnover ratio	1.2	0.9	* 01/19/11	AIR FORCE	w	68-55 12414
STEALS	227	186	* 01/26/11	at BRIGHAM YOUNG	L	58-71 22700
Steals per game	6.1	5.0	* 01/29/11	WYOMING	w	96-57 12414
BLOCKS	170	100	* 02/02/11	at COLORADO STATE	w	56-54 7353
Blocks per game	4.6	2.7	* 02/05/11	TCU	w	60-53 12414
ATTENDANCE	175027	202007	* 02/08/11	UTAH	w	85-53 12414
Home games-Avg/Game	15-11668	13-9676	* 02/12/11	at UNLV	w	63-57 18557
Neutral site-Avg/Game	-	9-8469	* 02/16/11	NEW MEXICO	w	68-62 12414
			* 02/19/11	at AIR FORCE	w	70-58 3463
			* 02/26/11	BRIGHAM YOUNG	L	67-80 12414
			* 03/01/11	at WYOMING	w	85-58 4518
			* 03/05/11	COLORADO STATE	w	66-48 12414
			^ 03/10/11	vs UTAH	w	64-50 12325
			^ 03/11/11	at UNLV	w	74-72 18500
			^ 03/12/11	vs BRIGHAM YOUNG	w	72-54 18500
			! 03/17/11	vs NORTHERN COLORADO	w	68-50 10101
			! 03/19/11	vs TEMPLE	Wo2	71-64 11127
			& 03/24/11	vs CONNECTICUT	L	67-74 17890

# - O'Reilly Auto Parts CBE Classic, % - O'Reilly Auto Parts CBE Classic (Oxford, Ohio)  
+ - MWC-MVC Challenge, \$ - Las Vegas Holiday Hoops Classic (Las Vegas, Nev.)  
^ - MWC Championship (Las Vegas, Nev.), ! - NCAA Second & Third Rounds (Tucson, Ariz.)  
& - NCAA Regional Semifinals (Anaheim, Calif.), \* - Mountain West Conference game



**THE STAT CREW SYSTEM**  
**SAN DIEGO STATE Combined Team Statistics (as of Oct 05, 2011)**  
**Conference games**

<b>RECORD:</b>	<b>OVERALL</b>	<b>HOME</b>	<b>AWAY</b>	<b>NEUTRAL</b>
ALL GAMES	14-2	7-1	7-1	0-0
CONFERENCE	14-2	7-1	7-1	0-0
NON-CONFERENCE	0-0	0-0	0-0	0-0

#	Player	gp-gs	min	avg	Total		3-Point		F-Throw		Rebounds				pf	dq	a	to	blk	stl	pts	avg
					fg-fga	fg%	3fg-fga	3fg%	ft-fa	ft%	off	def	tot	avg								
15	LEONARD, Kawhi	16-16	526	32.9	83-210	.395	5-27	.185	66-86	.767	59	131	190	11.9	39	2	42	39	10	24	237	14.8
23	GAY, D.J.	16-16	582	36.4	61-175	.349	32-96	.333	31-50	.620	3	32	35	2.2	13	0	58	15	0	24	185	11.6
04	THOMAS, Malcolm	16-16	502	31.4	67-134	.500	2-10	.200	47-70	.671	51	98	149	9.3	34	0	30	35	37	6	183	11.4
32	WHITE, Billy	16-16	410	25.6	52-95	.547	5-13	.385	27-37	.730	18	33	51	3.2	50	2	23	28	14	8	136	8.5
22	TAPLEY, Chase	14-12	343	24.5	44-98	.449	19-52	.365	16-17	.941	5	23	28	2.0	18	0	23	15	3	13	123	8.8
11	RAHON, James	16-4	366	22.9	35-93	.376	24-59	.407	13-20	.650	6	19	25	1.6	25	0	12	11	1	4	107	6.7
05	CARLWELL, Brian	16-0	191	11.9	28-51	.549	1-4	.250	12-19	.632	29	30	59	3.7	28	1	3	10	14	3	69	4.3
21	FRANKLIN, Jamaal	9-0	81	9.0	10-22	.455	3-10	.300	7-10	.700	6	18	24	2.7	6	0	6	6	1	1	30	3.3
10	SHELTON, Tim	13-0	118	9.1	8-18	.444	2-5	.400	1-4	.250	5	11	16	1.2	15	0	6	1	0	3	19	1.5
42	CHERIET, Mehdi	9-0	49	5.4	6-16	.375	2-8	.250	3-4	.750	4	5	9	1.0	11	0	1	2	1	1	17	1.9
03	FRANKLIN, LaBradford	3-0	18	6.0	3-5	.600	1-2	.500	1-2	.500	0	4	4	1.3	2	0	3	2	0	0	8	2.7
00	WILLIAMS, Alec	3-0	14	4.7	3-8	.375	0-0	.000	1-2	.500	3	2	5	1.7	2	0	0	1	0	0	7	2.3
Team											24	18	42				4					
Total.....		16	3200		400-925	.432	96-286	.336	225-321	.701	213	424	637	39.8	243	5	207	169	81	87	1121	70.1
Opponents.....		16	3200		346-886	.391	70-246	.285	185-267	.693	160	358	518	32.4	289	-	176	181	60	81	947	59.2

<b>TEAM STATISTICS</b>	<b>SDSU</b>	<b>OPP</b>	<b>Date</b>	<b>Opponent</b>	<b>Score</b>	<b>Att.</b>
SCORING	1121	947	*	01/05/11	at TCU	w 66-53 4287
Points per game	70.1	59.2	*	01/08/11	at UTAH	w 71-62 8571
Scoring margin	+10.9	-	*	01/12/11	UNLV	w 55-49 12414
FIELD GOALS-ATT	400-925	346-886	*	01/15/11	at NEW MEXICO	w 87-77 15411
Field goal pct	.432	.391	*	01/19/11	AIR FORCE	w 68-55 12414
3 POINT FG-ATT	96-286	70-246	*	01/26/11	at BRIGHAM YOUNG	L 58-71 22700
3-point FG pct	.336	.285	*	01/29/11	WYOMING	w 96-57 12414
3-pt FG made per game	6.0	4.4	*	02/02/11	at COLORADO STATE	w 56-54 7353
FREE THROWS-ATT	225-321	185-267	*	02/05/11	TCU	w 60-53 12414
Free throw pct	.701	.693	*	02/08/11	UTAH	w 85-53 12414
F-Throws made per game	14.1	11.6	*	02/12/11	at UNLV	w 63-57 18557
REBOUNDS	637	518	*	02/16/11	NEW MEXICO	w 68-62 12414
Rebounds per game	39.8	32.4	*	02/19/11	at AIR FORCE	w 70-58 3463
Rebounding margin	+7.4	-	*	02/26/11	BRIGHAM YOUNG	L 67-80 12414
ASSISTS	207	176	*	03/01/11	at WYOMING	w 85-58 4518
Assists per game	12.9	11.0	*	03/05/11	COLORADO STATE	w 66-48 12414
TURNOVERS	169	181	# - O'Reilly Auto Parts CBE Classic, % - O'Reilly Auto Parts CBE Classic (Oxford, Ohio)			
Turnovers per game	10.6	11.3	+ - MWC-MVC Challenge, \$ - Las Vegas Holiday Hoops Classic (Las Vegas, Nev.)			
Turnover margin	+0.8	-	^ - MWC Championship (Las Vegas, Nev.), ! - NCAA Second & Third Rounds (Tucson, Ariz.)			
Assist/turnover ratio	1.2	1.0	& - NCAA Regional Semifinals (Anaheim, Calif.), * - Mountain West Conference game			
STEALS	87	81				
Steals per game	5.4	5.1				
BLOCKS	81	60				
Blocks per game	5.1	3.8				
ATTENDANCE	99312	84860				
Home games-Avg/Game	8-12414	8-10608				
Neutral site-Avg/Game	-	0-0				

<b>Score by Periods</b>	<b>1st</b>	<b>2nd</b>	<b>Totals</b>
SAN DIEGO STATE	547	574	1121
Opponents	439	508	947

**THE STAT CREW SYSTEM**  
**SAN DIEGO STATE Combined Team Statistics (as of Oct 05, 2011)**  
**MWC Championship**

<b>RECORD:</b>	<b>OVERALL</b>	<b>HOME</b>	<b>AWAY</b>	<b>NEUTRAL</b>
ALL GAMES	3-0	0-0	1-0	2-0
CONFERENCE	0-0	0-0	0-0	0-0
NON-CONFERENCE	3-0	0-0	1-0	2-0

		Total				3-Point		F-Throw		Rebounds													
##	Player	gp-gs	min	avg	fg-fga	fg%	3fg-fga	3fg%	ft-fa	ft%	off	def	tot	avg	pf	dq	a	to	blk	stl	pts	avg	
15	LEONARD, Kawhi	3-3	93	31.0	22-42	.524	3-6	.500	4-4	1.000	11	17	28	9.3	7	0	4	6	2	4	51	17.0	
32	WHITE, Billy	3-3	91	30.3	15-33	.455	0-3	.000	14-15	.933	13	11	24	8.0	6	0	5	6	2	6	44	14.7	
04	THOMAS, Malcolm	3-3	101	33.7	13-25	.520	0-0	.000	9-17	.529	8	17	25	8.3	7	0	16	5	3	3	35	11.7	
22	TAPLEY, Chase	3-3	81	27.0	9-23	.391	3-7	.429	2-2	1.000	2	7	9	3.0	4	0	7	6	0	6	23	7.7	
23	GAY, D.J.	3-3	109	36.3	7-23	.304	4-12	.333	0-0	.000	0	5	5	1.7	3	0	4	6	0	3	18	6.0	
21	FRANKLIN, Jamaal	3-0	27	9.0	5-10	.500	4-8	.500	2-3	.667	0	2	2	0.7	4	0	1	3	1	2	16	5.3	
11	RAHON, James	3-0	51	17.0	4-12	.333	2-6	.333	0-0	.000	1	3	4	1.3	3	0	4	1	0	2	10	3.3	
10	SHELTON, Tim	3-0	15	5.0	3-4	.750	1-1	1.000	0-2	.000	0	3	3	1.0	1	0	0	0	0	0	7	2.3	
05	CARLWELL, Brian	3-0	32	10.7	1-6	.167	0-0	.000	4-6	.667	2	3	5	1.7	2	0	1	3	0	0	6	2.0	
Team											5	4	9										
Total.....		3	600		79-178	.444	17-43	.395	35-49	.714	42	72	114	38.0	37	0	42	36	8	26	210	70.0	
Opponents.....		3	600		65-167	.389	14-52	.269	32-37	.865	33	65	98	32.7	39	-	29	41	13	14	176	58.7	

<b>TEAM STATISTICS</b>	<b>SDSU</b>	<b>OPP</b>
SCORING	210	176
Points per game	70.0	58.7
Scoring margin	+11.3	-
FIELD GOALS-ATT	79-178	65-167
Field goal pct	.444	.389
3 POINT FG-ATT	17-43	14-52
3-point FG pct	.395	.269
3-pt FG made per game	5.7	4.7
FREE THROWS-ATT	35-49	32-37
Free throw pct	.714	.865
F-Throws made per game	11.7	10.7
REBOUNDS	114	98
Rebounds per game	38.0	32.7
Rebounding margin	+5.3	-
ASSISTS	42	29
Assists per game	14.0	9.7
TURNOVERS	36	41
Turnovers per game	12.0	13.7
Turnover margin	+1.7	-
Assist/turnover ratio	1.2	0.7
STEALS	26	14
Steals per game	8.7	4.7
BLOCKS	8	13
Blocks per game	2.7	4.3
ATTENDANCE	0	49325
Home games-Avg/Game	0-0	1-18500
Neutral site-Avg/Game	-	2-15412

<b>Date</b>	<b>Opponent</b>	<b>Score</b>	<b>Att.</b>
^ 03/10/11	vs UTAH	w 64-50	12325
^ 03/11/11	at UNLV	w 74-72	18500
^ 03/12/11	vs BRIGHAM YOUNG	w 72-54	18500

# - O'Reilly Auto Parts CBE Classic, % - O'Reilly Auto Parts CBE Classic (Oxford, Ohio)  
+ - MWC-MVC Challenge, \$ - Las Vegas Holiday Hoops Classic (Las Vegas, Nev.)  
^ - MWC Championship (Las Vegas, Nev.), ! - NCAA Second & Third Rounds (Tucson, Ariz.)  
& - NCAA Regional Semifinals (Anaheim, Calif.), \* - Mountain West Conference game

<b>Score by Periods</b>	<b>1st</b>	<b>2nd</b>	<b>Totals</b>
SAN DIEGO STATE	117	93	210
Opponents	80	96	176

**THE STAT CREW SYSTEM**  
**SAN DIEGO STATE Combined Team Statistics (as of Oct 05, 2011)**  
**NCAA Tournament**

<b>RECORD:</b>	<b>OVERALL</b>	<b>HOME</b>	<b>AWAY</b>	<b>NEUTRAL</b>
ALL GAMES	2-1	0-0	0-0	2-1
CONFERENCE	0-0	0-0	0-0	0-0
NON-CONFERENCE	2-1	0-0	0-0	2-1

		Total					3-Point		F-Throw		Rebounds													
##	Player	gp-gs	min	avg	fg-fga	fg%	3fg-fga	3fg%	ft-fa	ft%	off	def	tot	avg	pf	dq	a	to	blk	stl	pts	avg		
15	LEONARD, Kawhi	3-3	111	37.0	19-40	.475	4-10	.400	7-8	.875	3	25	28	9.3	9	0	9	7	1	2	49	16.3		
32	WHITE, Billy	3-3	116	38.7	19-36	.528	1-2	.500	3-6	.500	15	15	30	10.0	7	0	5	4	1	5	42	14.0		
22	TAPLEY, Chase	3-3	98	32.7	11-27	.407	7-18	.389	2-3	.667	2	6	8	2.7	7	0	5	4	2	3	31	10.3		
23	GAY, D.J.	3-3	119	39.7	10-39	.256	6-18	.333	4-5	.800	2	12	14	4.7	1	0	8	4	1	2	30	10.0		
04	THOMAS, Malcolm	3-3	104	34.7	14-29	.483	0-0	.000	2-6	.333	8	13	21	7.0	6	0	7	3	5	1	30	10.0		
11	RAHON, James	3-0	54	18.0	6-14	.429	4-6	.667	2-2	1.000	1	2	3	1.0	1	0	2	0	0	1	18	6.0		
05	CARLWELL, Brian	3-0	25	8.3	2-7	.286	0-0	.000	0-0	.000	3	3	6	2.0	2	0	1	1	2	0	4	1.3		
21	FRANKLIN, Jamaal	2-0	8	4.0	1-1	1.000	0-0	.000	0-0	.000	2	0	2	1.0	2	0	1	1	0	1	2	1.0		
10	SHELTON, Tim	3-0	15	5.0	0-2	.000	0-1	.000	0-0	.000	1	1	2	0.7	1	0	0	1	0	0	0	0.0		
Team											6	4	10				1							
Total.....		3	650		82-195	.421	22-55	.400	20-30	.667	43	81	124	41.3	36	0	38	26	12	15	206	68.7		
Opponents.....		3	650		71-179	.397	22-52	.423	24-35	.686	31	72	103	34.3	38	-	34	29	4	10	188	62.7		

<b>TEAM STATISTICS</b>	<b>SDSU</b>	<b>OPP</b>
SCORING	206	188
Points per game	68.7	62.7
Scoring margin	+6.0	-
FIELD GOALS-ATT	82-195	71-179
Field goal pct	.421	.397
3 POINT FG-ATT	22-55	22-52
3-point FG pct	.400	.423
3-pt FG made per game	7.3	7.3
FREE THROWS-ATT	20-30	24-35
Free throw pct	.667	.686
F-Throws made per game	6.7	8.0
REBOUNDS	124	103
Rebounds per game	41.3	34.3
Rebounding margin	+7.0	-
ASSISTS	38	34
Assists per game	12.7	11.3
TURNOVERS	26	29
Turnovers per game	8.7	9.7
Turnover margin	+1.0	-
Assist/turnover ratio	1.5	1.2
STEALS	15	10
Steals per game	5.0	3.3
BLOCKS	12	4
Blocks per game	4.0	1.3
ATTENDANCE	0	39118
Home games-Avg/Game	0-0	0-0
Neutral site-Avg/Game	-	3-13039

<b>Date</b>	<b>Opponent</b>	<b>Score</b>	<b>Att.</b>
! 03/17/11	vs NORTHERN COLORADO	W 68-50	10101
! 03/19/11	vs TEMPLE	W 71-64	11127
& 03/24/11	vs CONNECTICUT	L 67-74	17890

# - O'Reilly Auto Parts CBE Classic, % - O'Reilly Auto Parts CBE Classic (Oxford, Ohio)  
+ - MWC-MVC Challenge, \$ - Las Vegas Holiday Hoops Classic (Las Vegas, Nev.)  
^ - MWC Championship (Las Vegas, Nev.), ! - NCAA Second & Third Rounds (Tucson, Ariz.)  
& - NCAA Regional Semifinals (Anaheim, Calif.), \* - Mountain West Conference game

<b>Score by Periods</b>	<b>1st</b>	<b>2nd</b>	<b>OT</b>	<b>OT2</b>	<b>Totals</b>
SAN DIEGO STATE	93	96	7	10	206
Opponents	91	87	7	3	188