

Game No. 5



San Diego State (3-1)
at UCSB (1-3)

Saturday, Dec. 4, 2004
3:00 p.m. PST (announced)
The Thunderdome
Santa Barbara, Calif.

► **Television**

There is no live television for this game.

► **Radio**

XPRS-1090 AM, San Diego (The Mighty 1090). Ted Leitner (play-by-play) and Dave Marcus (producer).

► **Series**

Saturday marks the 86th game in the series between the former conference mates. The Aztecs own a 51-34 series lead, and are 20-20 all-time in games played at Santa Barbara. The Gauchos have won the last two games between the teams in Santa Barbara, with the Aztecs' last road win in the series coming on Nov. 29, 1980. The last three games in the series have ended in overtime, the first time in SDSU history that three consecutive games against any opponent have gone to an extra session.

► **Up Next**

San Diego State will practice Monday morning in San Diego before departing for Seattle and a Tuesday date against 14/16th-ranked Washington. Following the game, the Aztecs return home to play host to the inaugural San Diego SLAM, a basketball doubleheader featuring Southern California vs. San Diego at 5 p.m. and California at San Diego State at 7:30 p.m. Tickets are still available through the SDSU Ticket Office and goaztecs.com.

Aztec Basketball

SAN DIEGO STATE GAME NOTES ♦ at UC SANTA BARBARA ♦ SAT., DEC. 4 ♦ THE THUNDERDOME

San Diego State Rides Three-Game Winning Streak into First Road Contest of the Season At UC Santa Barbara on Saturday Afternoon

Having matched its best start in 20 seasons, San Diego State (3-1), winners of three straight games for the first time since Feb. 22-Mar. 1, 2003, hits the road for the first time this season making the beautiful journey up the California coast for a rematch with their season opening opponent UC Santa Barbara (1-3).

Saturday's game at The Thunderdome is scheduled for a 3:00 p.m. PST start and there is no live television coverage. The contest can be heard on XPRS-1090 AM (The Mighty 1090). The game was originally scheduled for a 7:30 p.m. PST start, but was moved this week to accommodate UC Santa Barbara's quarterfinal round NCAA men's soccer match against Virginia Commonwealth which is scheduled for Saturday night on the UCSB campus.

On Wednesday, San Diego State won its third consecutive game by defeating San Diego 83-63, to claim its third consecutive city championship. Sophomore guard Brandon Heath scored a season-high 26 points and senior forward Chris Manker posted his second consecutive 20-point scoring effort with 22 points. Sophomore forward Marcus Slaughter had his second double-double of the season and the fourth of his career with 12 points and a game high 12 rebounds as the Aztecs recorded their widest margin of victory in the series since a 23-point victory on Feb. 25, 1975.

Coupled with the Aztecs 86-51 victory over UC San Diego last Saturday, SDSU has posted consecutive victories by 20 or more points for the first time since opening last season with wins over Long Beach State (74-44) and Ohio State (83-61). San Diego State has also shot above 50 percent from the field in two straight times for the first time since a string of five consecutive games from Feb. 22-Mar. 8, 2003. Since that time, SDSU shot 50 percent or better from the field just twice in the 37 games prior to last Saturday's game against the Tritons.

UC Santa Barbara is playing its home opener after opening the season with four straight road games. The Gauchos will play nine of their next 12 games at home beginning on Saturday afternoon. UCSB has compiled a 30-6 record at The Thunderdome since the beginning of the 2001-02 season, having won seven of its last eight contests at home and have not lost a home game in the month of December since a 75-73 setback to Southern California on Dec. 9, 2000.

The teams are meeting for the 86th time overall and the second time in 16 days. In the season opener for both teams on Nov. 19, UC Santa Barbara claimed a 80-72 overtime victory over San Diego State at Cox Arena. The Aztecs rallied from a 10-point deficit to force overtime before falling in the extra session. SDSU leads the all-time series 51-36, and have split the 40 all-time meetings in Santa Barbara. This will mark the fifth time in the last six seasons their paths have crossed, with the teams splitting the last four games. The last three games in the series have been decided in overtime and the last four games between the teams have been decided by a total of 19 points. In the Aztecs 2,101-game history, this is the only time that three consecutive games against the same opponent have gone to overtime.

The 85 all-time meetings in the series make this the second-most encounters with an opponent for SDSU (Fresno State, 99) and the 51 Aztec wins tie for the most against any school.

Inside...

■ San Diego State looks to continue to match its best start since 1984-85 NCAA Tournament team opened the season 8-0. Since that time, the Aztecs have opened 4-1 on only three occasions (1989-90, 1996-97 and 2000-01) and only once did that include a road victory (1996-97).
► *An Aztec Win Would, Page 3*

■ Senior forward Chris Manker scored 100 points and had 17 two-point field goals as a junior. This season, he already has 71 points, 22 two-point field goals and is averaging 17.8 ppg and 5.3 rpg..
► *San Diego State Player Notes, Page 7*

■ Marcus Slaughter is second in the Mountain West in scoring (19.5) and third in rebounding (9.0) and has scored 10 or more points in four straight games for the first time in his career.
► *Slaughter House Rules, Page 4*

■ Brandon Heath, who ranks among the Mountain West Conference leaders in five categories, has already set career highs this season with nine rebounds and nine assists and is coming off a season-high 26-point performance against San Diego.
► *San Diego State Player Notes, Page 7*

Aztecs At-A-Glance (3-1 Overall | 0-0 MWC)

No.	Name (Career G/GS)	Pos.	Ht.	Wt.	Cl.	PPG	RPG	Misc.	Note	* - Indicates walk-on; ► - Probable Starters
0	Tommy Johnson (81/18)	G	6-3	186	Sr.	0.5	0.8	0.5 apg	Ranks 25th on the school's career 3FG chart (39); 2 assists in opener	
1	► Brandon Heath (34/30)	G	6-3	183	So.	16.0	4.3	4.8 apg	Set career highs this season with 9 rebs. and 9 asts.; 10 20+ scoring gms.	
2	Wesley Stokes (99/49)	G	6-0	167	Sr.	---	---	---	Not on the active roster; SDSU is 11-4 when he has 20+ pts., rebs., ast.	
3	Chris Walton (92/33)	F	6-8	234	Sr.	0.0	1.0	1.0 apg	String of 31 straight games and 18 consecutive starts snapped vs. Monmouth	
5	Travis Hanour (38/8)	G	6-6	202	Sr.	---	---	---	Has had surgery on both knees since he last played in a game (3/1/03)	
10	Shawn Weinstein * (2/0)	G	6-0	188	Fr.	0.0	0.0	2 GP	A redshirt last season, he saw action in both exhibition games	
11	Tyler Smith * (4/0)	G	6-2	208	Fr.	1.0	1.5	1.8 apg	SDSU has outscored opponents by 34 points when he is on the court	
15	► John Sharper (61/9)	G	6-0	195	Jr.	9.0	1.3	50.0 3FGs	42.5 career 3FG pct; Averages one TO every 23.0 min. for his career	
20	Trimaime Davis (45/0)	F	6-8	233	Jr.	3.0	2.0	0.3 spg	Matched his career-high with nine points against UCSD; Avg. 9.5 mpg	
21	Matt Thomas (4/0)	G	6-3	191	Fr.	5.3	3.8	2.5 apg	Has 21 pts., 15 rebs., 10 asts. in 74 minutes of action this season	
24	Tim McGrath (0/0)	F	6-5	182	Fr.	---	---	---	REDSHIRT CANDIDATE. High jumped 6-10 in high school.	
30	Chris Lamb (0/0)	F	6-9	205	Fr.	---	---	---	REDSHIRT CANDIDATE. Grew nine inches during his prep career	
31	Jared Ines * (3/0)	F	6-7	234	Sr.	2.0	0.0	3 GP	Hard working senior with great strength for his size; 6 pts. vs. UCSD	
33	► Chris Manker (79/8)	C	7-0	225	Sr.	17.8	5.3	2.0 apg	48 career treys; Aztecs are 9-1 when he blocks a shot and 5-0 when he starts	
42	► Marcus Slaughter (34/22)	F	6-8	223	So.	19.5	9.0	2.0 spg	10+ pts in 4 straight gms. for 1st time in career; 2 double-doubles this yr.	
50	► Mohamed Camara (4/4)	C	6-10	265	Jr.	4.0	5.5	3 blk.	Speaks six languages; Averages 10.1 rebounds per 40 minutes	

Head Coach: Steve Fisher (Illinois State, 1967) • 257-162 (14th full season overall) • 73-80 (sixth season at SDSU)

Assistant Head Coach: Brian Dutcher (Minnesota, 1982) **Assistant Coaches:** Gregg Gottlieb (UCLA, 1995), Mark Hughes (Michigan, 1989)

Director of Operations: Mark Fisher (Michigan, 2001) **Athletic Trainer:** Mark Haines (Metropolitan State College, 1987)

Schedule/Results

Date	Opponent (Television)	Time/Result	Note	Record	RPI	Sagarin
N.19	UC Santa Barbara (Ch. 4 San Diego)	ot-L, 72-80	▶ Aztecs overcome 10-point deficit to force OT but can't overcome 38.8 FG pct.	1-3	149	108
N.22	Monmouth (Ch. 4 San Diego)	W, 69-65	▶ SDSU rallies from 18 points to win; Aztecs enjoy 41-20 rebound advantage	1-4	111	236
N.27	UC San Diego	W, 86-51	▶ Manker and Slaughter combine for 43 points; Aztecs force 27 TOs and shoot 60.4 pct.	2-2	---	---
D.1	San Diego (Ch. 4 San Diego)	W, 83-63	▶ SDSU shoots 53.6 percent has 38-24 rebound margin; Heath (26 pts.), Manker (22 pts.)	2-3	297	284
D.4	at UC Santa Barbara	3:00 p.m. PST	▶ This will be the 86th meeting between the teams and second in 16 days	1-3	149	108
D.7	at Washington	7:00 p.m. PST	▶ Huskies advanced to the NCAA Tournament in 2004	4-1	63	38

San Diego SLAM Presented By PerfectWave Technologies (Cox Arena; San Diego, Calif.)

D.11	Southern California vs. San Diego	5:00 p.m. PST				
D.11	CALIFORNIA (Ch. 4 San Diego)	7:30 p.m. PST	▶ Aztecs lead series, 2-1; Last meeting came on Jan. 12, 1942	3-2	107	130
D.14	SAINT MARY'S	7:05 p.m. PST	▶ Loss to Gaels last season was the worst non-conference loss since Illinois in 2002	5-3	110	94
D.18	at Loyola Marymount (Ch. 4 San Diego)	7:05 p.m. PST	▶ San Diego State broke 30-game road losing streak here on Jan. 6, 2001	3-1	181	155
D.21	CAL ST. FULLERTON (Ch. 4 San Diego)	7:05 p.m. PST	▶ Titans have won the last four games in the series, two in overtime	2-1	246	251
D.28	at Iowa State (Cyclone Television Network)	7:00 p.m. CST	▶ Iowa State is 20-1 in its last 21 regular-season home games at Hilton Coliseum	3-1	54	90
D.31	PROVIDENCE (Ch. 4 San Diego)	2:05 p.m. PST	▶ Aztecs last game against a Big East team was on Dec. 28, 1989	4-3	25	58
J.3	SOUTH DAKOTA ST. (Ch. 4 San Diego)	7:05 p.m. PST	▶ The Jacks are 118-36 (76.6 percent) since the 2000-01 season	1-4	---	273
J.8	*at Brigham Young (SportsWest)	7:05 p.m. MST	▶ San Diego State opens MWC play on the road for the third time in four years	1-4	36	199
J.15	*at UNLV (SportsWest)	7:30 p.m. PST	▶ The two meetings last season were decided by a total of eight points	2-1	88	80
J.22	*WYOMING (SportsWest)	7:05 p.m. PST	▶ Aztecs have won five of the last six meetings between the teams	3-1	129	87
J.24	*COLORADO STATE (ESPN)	9:00 p.m. PST	▶ SDSU is 4-3 in its last seven games versus Colorado State	3-2	141	176
J.29	*at Air Force (Ch. 4 San Diego)	4:05 p.m. MST	▶ Aztecs have left Clune with victories in two of their last four visits	5-2	75	59
J.31	*at New Mexico (SportsWest)	7:00 p.m. MST	▶ Last six meetings have resulted in four Aztec victories	6-1	148	64
F.5	*UTAH (Ch. 4 San Diego)	7:05 p.m. PST	▶ First meeting in 2005 for teams that met three times in the 03-04 season	4-1	39	107
F.7	*BRIGHAM YOUNG (SportsWest)	7:05 p.m. PST	▶ SDSU has defeated Brigham Young twice in the last three meetings at Cox Arena	1-4	36	199
F.12	*UNLV (ESPN+Plus)	Noon PST	▶ Game vs. UNLV in San Diego is broadcast by ESPN+Plus for second straight year	3-1	88	80
F.19	*at Colorado State (Ch. 4 San Diego)	7:00 p.m. MST	▶ Aztecs last won in Fort Collins on Feb. 16, 2002; 2004 game at CSU went 2OTs	3-2	141	176
F.21	*at Wyoming (ESPN)	10:00 p.m. MST	▶ SDSU has won two of its last three games in Laramie	3-1	129	87
F.26	*NEW MEXICO (SportsWest)	7:05 p.m. PST	▶ Aztecs have defeated New Mexico three straight times at Cox Arena	6-1	148	64
F.28	*AIR FORCE (Ch. 4 San Diego)	7:05 p.m. PST	▶ San Diego State is 3-1 in last four "Senior Day" games	5-2	75	59
M.5	*at Utah (ESPN+Plus)	1:00 p.m. MST	▶ Four-point loss at Utah last season was closest for the Aztecs since 1986	4-1	39	107

Mountain West Conference Basketball Tournament (Pepsi Center, Denver, Colo.)

M.10	Quarterfinal Round	▶ San Diego State tries to repeat 2002 MWC championship run
M.11	Semifinal Round	
M.12	Championship Game	

* - Indicates Mountain West Conference game. RPI is from the 2003-04 season. Sagarin and records are current as of Nov. 30, 2004.

Contact Information

▶ SDSU

Mike May,
Associate MRD/MBB Contact
Office (619) 594-5547
Cell (619) 957-8372
Home (619) 644-1767
Fax (619) 582-6541
E-Mail mmay@mail.sdsu.edu
Web goaztecs.com

▶ UCSB

Bill Mahoney,
Assistant AD/MRD
Office (805) 893-3428
Fax (805) 893-4537
E-Mail
bill.mahoney@athletics.ucsb.edu
Web ucsbgauchos.com

▶ Washington

Dan Lepage,
Associate MRD
Office (206) 685-3120
Fax (206) 543-5000
E-Mail
dsarge@u.washington.edu
Web gohuskies.com

San Diego State Shoots 54 Percent From Field To Claim Third Consecutive City Championship with 83-63 Victory over San Diego

SAN DIEGO - Sophomore guard Brandon Heath scored a season-high 26 points and added a game-high five assists as San Diego State defeated San Diego 83-63 at Cox Arena on Dec. 1.

The victory was the third in a row for the Aztecs and the third straight over the Toreros. The 20-point margin of victory was the largest in the series for SDSU since a 23-point victory on Feb. 25, 1975. The Aztecs led for the final 28:04, and did not have its advantage cut to less than seven points after intermission.

With the 20-point margin of victory, San Diego State won by a wider margin than the previous four meetings, combined (17).

Senior forward Chris Manker continued his impressive play of late with 22 points, six rebounds and a career-best three blocked shots in the game. Junior guard John Sharper posted a career-high with 13 points and sophomore forward Marcus Slaughter had his second double-double of the season with 12 points and a game-high 12 rebounds.

San Diego was led by Brett Melton's 16 points and Brice Vounang's 15 points and a team-high six rebounds.

The Aztecs enjoyed advantages in nearly every statistical category, including field goal percentage (53.6-41.9 percent), free throws attempted (18-5) and rebounding (38-24).

USD led 14-8, when San Diego State went on a 9-0 run to take the lead for good.

SAN DIEGO	MP	FG	3FG	FT	R	F	A	TO	B	S	TP
Gay	*17	2-6	1-3	0-0	3	0	3	1	0	1	5
Belser	*38	3-6	0-2	1-2	3	3	1	2	0	2	7
Vounang	*36	7-13	0-0	1-1	6	5	0	4	0	2	15
Melton	*32	6-11	4-8	0-0	1	4	2	1	0	1	16
Derogatis	*31	2-6	2-3	0-0	3	3	5	3	0	1	6
Fogel	20	1-5	0-1	0-0	2	1	3	2	0	0	2
Shepherd	3	0-0	0-0	1-2	0	0	0	0	0	0	1
Lewis	23	5-15	1-4	0-0	5	0	1	1	1	0	11
Team					1			1			
Totals	200	26-62	8-21	3-5	24	16	15	15	1	7	63
SDSU	MP	FG	3FG	FT	R	F	A	TO	B	S	TP
Manker	*32	9-13	3-7	1-1	6	1	2	2	3	1	22
Slaughter	*35	4-9	1-3	3-5	12	4	3	4	2	0	12
Camara	*31	2-2	0-0	0-0	5	3	1	1	1	2	4
Heath	*34	8-15	3-5	7-8	3	2	5	4	0	1	26
Sharper	*33	4-8	3-7	2-2	1	0	1	1	0	2	13
Johnson	4	0-0	0-0	0-0	1	0	0	0	0	0	0
Weinstein	1	0-0	0-0	0-0	0	0	0	0	0	0	0
Smith	6	0-1	0-1	0-0	2	0	2	2	0	1	0
Davis	6	1-1	0-0	0-0	2	0	0	0	0	0	2
Thomas	17	2-7	0-1	0-2	5	1	1	3	0	0	4
Ines	1	0-0	0-0	0-0	0	0	0	0	0	0	0
Team					1			0			
Totals	200	30-56	10-24	13-18	38	11	15	17	6	7	83

Halftime: San Diego State 38, San Diego 27. FG %: San Diego State 53.6, San Diego 41.9. 3FG%: San Diego State 41.7, San Diego 38.1. FT%: San Diego State 72.2, San Diego 60.0. Officials: Scott Thornley, Mike Littlewood, Bobby McRoy. Technicals: None. Attendance: 6, 132.

Mountain West

Standings

School	MWC		Overall	
	W	L	W	L
New Mexico	0	0	6	1
Utah	0	0	4	1
SDSU	0	0	3	1
Wyoming	0	0	3	1
Air Force	0	0	5	2
UNLV	0	0	2	1
CSU	0	0	3	2
BYU	0	0	1	4

Schedule and Results

Saturday, November 27

California 67, at Brigham Young 64
at IUPUI 77, Colorado State 67
at New Mexico 81, No. Arizona 70
at San Diego State 86, UCSB 51
at Wyoming 86, Texas Arlington 79
Utah 62, Furman 50

Sunday, November 28

at Wis.-Milwaukee 50, Air Force 45

Tuesday, November 30

at Auburn 79, Colorado St 76 (ot)
at Utah 65, Southern Utah 45
at Arizona 98, Wyoming 70

Wednesday, December 1

at Utah State 71, Brigham Young 57
at New Mexico 99, New Mexico St. 80
at San Diego St. 83, San Diego 63
UNLV 73, at California 72

Thursday, December 2

at Air Force 63, No. Colorado 54

Saturday, December 4

Brigham Young at USC
Drake at Colorado State
New Mexico at New Mexico State
San Diego State at UCSB
UNLV at Nevada
Utah at Utah State
Wyoming vs. Montana State

UC Santa Barbara (1-3; 0-0 Big West)

No.	Name	Pos.	Ht.	Wt.	Cl.	PPG	RPG	Hometown
1	Cecil Brown	G	6-4	185	Jr.	---	---	Canoga Park, Calif. (Canoga Park High)
2	Josh Davis	G	6-5	200	Jr.	14.5	4.5	Mobile, Ala. (Elk Grove (Calif.) High)
4	Derek Rasp	G	6-5	210	Fr.	3.2	1.5	Camarillo, Calif. (Camarillo High)
10	Chris Devine	F	6-7	210	Fr.	---	---	Eagle River, Alaska (Chugiak High)
11	Joe See	G	6-0	170	Jr.	2.2	2.0	Martinez, Calif. (Oregon State Univ.)
12	Alex Harris	G	6-5	200	Fr.	9.2	2.5	Alameda, Calif. (Notre Dame St. Joseph's High)
15	Chrismen Oliver	G	5-8	155	Sr.	11.5	2.2	Los Angeles, Calif. (St. Bernard's High)
20	Cameron Goettsche	F	6-9	225	Jr.	6.5	5.0	Highlands Ranch, Colo. (Salt Lake College)
23	Michael Chambers	G	6-3	165	Jr.	3.0	1.8	Vacaville, Calif. (Univ. of San Francisco)
32	Casey Cook	F	6-8	220	Sr.	13.0	5.5	Sacramento, Calif. (El Camino High)
41	Todd Follmer	F/C	7-0	225	Fr.	---	---	San Clemente, Calif. (Santa Margarita High)
42	Chris Moore	F	6-9	240	Fr.	1.0	0.8	Lakewood, Ohio (St. Edwards High)
44	Glen Turner	F	6-9	220	So.	2.2	5.2	San Jose, Calif. (Overfelt High)
51	David Kennedy	F	6-6	225	So.	---	---	Palmdale, Calif. (Highland High)

Head Coach: Bob Williams (San Jose State '76) - 97-82 in seventh season at UCSB and 286-182 in 17th season overall

Assistant Coaches: Mark Amaral, David Campbell, Matt Stock

San Diego State vs. UC Santa Barbara: The Series

► The teams are meeting for the 86th time overall with the Aztecs owning a 51-34 series advantage. With 85 previous meetings, the Gauchos represent the Aztecs second most common opponent, trailing only Fresno State (99 meetings). The 51 victories against UC Santa Barbara tie for the most Aztec wins against any opponent.

► San Diego State and Santa Barbara have split the previous 40 meetings in Santa Barbara, with the Gauchos winning the last two contests. The last Aztec road win in the series came on Nov. 29, 1980, when SDSU opened the season with a 67-57 victory.

► As previously noted, the last three games in the series have all been decided in overtime, the first time that three consecutive series games have gone to extra session in Aztec history. The cumulative score of the last four games is UC Santa Barbara 279, San Diego State 276.

► This is the second of two games between the teams this season, with the Gauchos claiming an 80-72 overtime victory. It is the first time the teams have met twice in the same season since the 1977-78 campaign when the Aztecs defeated the Gauchos three times (twice during the PCAA regular season and once in the conference tournament). The last time the Aztecs met a non-Mountain West Conference opponent twice in the same season was in the 2002-03 season when SDSU faced Texas Tech during the regular season and the second round of the postseason NIT.

► Although the teams have met 85 previous times, UCSB and San Diego State have played just seven times since 1978. Of late, the schools have met a bit more frequently, with this game marking the fifth meeting in the last six seasons.

► San Diego State has won 10 of the last 13 games between the teams but the two Southern California schools have split the last four meetings.

► The series has been one full of streaks, with the Aztecs claiming 13 straight wins over the Gauchos from Feb. 9, 1934 to Feb. 17, 1940, the second longest win streak against any opponent in SDSU history. UCSB counters with a 13-game series win streak from Jan. 16, 1960 until Jan. 13, 1972, the second longest series losing streak in Aztec history.

► **Last Meeting:** UCSB 80, SDSU 72 (ot) on Nov. 19, 2004 at Cox Arena. The Gauchos Chris Oliver and Alex Harris combine to hit three three-point field goals on Santa Barbara's first four overtime possessions as UCSB claimed an 80-72 victory over San Diego State on Nov. 19 at Cox Arena. San Diego State rallied from 10 points down and a six-point deficit with 63 seconds remaining in regulation to force the extra session. Sophomore forward Marcus Slaughter, who had a game-high 28 points and 13 rebounds, scored the Aztecs final 16 points of regulation. Brandon Heath and Chris Manker each added 17 points for the Aztecs.

► **Last Meeting in Santa Barbara:** UCSB 80, SDSU 77 (3ot) on Dec. 6, 2000 at The Thunderdome. The second triple overtime game in San Diego State history ended in heartbreaking fashion as UC Santa Barbara claimed an 80-77 victory on Dec. 6, 2000 at The Thunderdome. The Gauchos led by five points at the half, but the Aztecs opened the second half with a 19-7 run to help build a nine point lead with 6:03 to play. A 15-4 UCSB spurt gave the Gauchos a two-point lead before Deandre Moore (who was struck in the back of the neck by a collapsing backboard during pregame warm-ups and was questionable for the game) tied the game with a layup with 12 seconds remaining. The closing seconds of regulation provided as much confusion as drama. Gaucho forward Brandon Fullove's tip-in of a missed shot at the buzzer was disallowed when he was whistled for a foul. Officials then used a courtside monitor to overturn their original decision, disallowing both the field goal and the foul and sending the game in to overtime.

► The Series

Overall	SDSU, 51-34
at SDSU	SDSU, 30-14
at UCSB	Tied, 20-20
Neutral	SDSU, 1-0
Overall Streak	Lost, 1
at UCSB Streak	Lost, 2
Fisher vs. UCSB	2-2

Most Series Meetings

1.	Fresno State	99
2.	► UC Santa Barbara	85
3.	Whittier	80
4.	San Jose State	64
5.	Long Beach State	56

Most Series Victories

1.	► UC Santa Barbara	51
	Fresno State	51
3.	Whittier	49
4.	Air Force	35
	Long Beach State	34
	Cal Poly	34

All series meetings on pg. 163 of media guide

SDSU Players vs. UC Santa Barbara

PLAYER	GP-GS	Min-Avg	FG-FGA	Pct	3FG-FGA	Pct	FT-FTA	Pct	Off	Def	Tot	Avg	PF	FO	A	TO	Blk	Stl	Pts	Avg
SLAUGHTER, Marcus	1-1	41-41.0	8-16	.500	0-2	.000	12-14	.857	8	5	13	13.0	5	1	1	5	0	4	28	28.0
MANKER, Chris	2-0	39-19.5	8-14	.571	2-6	.333	1-4	.250	4	6	10	5.0	2	0	2	1	0	3	19	9.5
HEATH, Brandon	1-1	41-41.0	7-22	.318	3-10	.300	0-0	.000	2	2	4	4.0	2	0	3	4	1	2	17	17.0
SHARPER, John	2-1	47-23.5	4-10	.400	3-8	.375	0-0	.000	1	3	4	2.0	0	0	3	4	0	0	11	5.5
JOHNSON, Tommy	2-0	40-20.0	3-6	.500	1-3	.333	3-4	.750	0	5	5	2.5	4	0	3	3	2	2	10	5.0
THOMAS, Matt	1-0	6-6.0	1-2	.500	0-0	.000	0-0	.000	0	1	1	1.0	1	0	1	0	0	0	2	2.0
WALTON, Chris	2-1	47-23.5	0-6	.000	0-1	.000	0-0	.000	2	2	4	2.0	8	0	3	7	1	0	0	0.0
CAMARA, Mohamed	1-1	14-14.0	0-0	.000	0-0	.000	0-0	.000	1	4	5	5.0	2	0	0	0	1	0	0	0.0
DAVIS, Trimaine	1-0	2-2.0	0-0	.000	0-0	.000	0-0	.000	0	1	1	1.0	0	0	0	0	0	0	0	0.0
SMITH, Tyler	1-0	1-1.0	0-0	.000	0-0	.000	0-0	.000	0	0	0	0.0	0	0	0	0	0	0	0	0.0
INES, Jared	1-0	1-1.0	0-0	.000	0-0	.000	0-0	.000	0	0	0	0.0	0	0	0	0	0	0	0	0.0

MWC Individual Rankings

Mohamed Camara

Rebounding	9th (5.5)
Off. Rebounding	9th (2.25)
Def. Rebounding	14th (3.25)

Brandon Heath

Steals	2nd (2.75)
Assists	4th (4.75)
3FG Made	5th (2.25)
Scoring	7th (16.0)
Free Throw Pct.	11th (93.8)

Chris Manker

Field Goal Pct.	4th (62.2)
Off. Rebounding	5th (3.00)
Scoring	5th (17.8)
Rebounding	11th (5.3)
Steals	13th (1.25)

John Sharper

Free Throw Pct.	1st (100.0)
3FG Made	2nd (2.50)
3FG Percentage	6th (50.0)
Steals	8th (1.50)

Marcus Slaughter

Scoring	2nd (19.5)
Off. Rebounding	2nd (3.50)
Rebounding	3rd (9.0)
Steals	4th (2.00)
Blocked Shots	5th (1.75)
Def. Rebounding	6th (5.50)
Field Goal Pct.	15th (54.8)

Tyler Smith

A-TO Ratio	2nd (3.50)
------------	------------

Matt Thomas

Assists	14th (2.50)
---------	-------------

Slaughter House Rules

Sophomore forward Marcus Slaughter has gotten off to an explosive start to the 2004-05 season. An honorable mention all-conference selection as a freshman, Slaughter is averaging team-highs in scoring (19.5 ppg) and rebounding (9.0). He enters the week among the league leaders in scoring (2nd), rebounding (3rd), steals (4th), blocked shots (5th) and field goal percentage (15th).

Slaughter's fast start this season isn't such a big surprise when you track his growth as a player month-by-month throughout his career (see right box). Nonetheless, November easily represented the best month at San Diego State

Other notes on Slaughter's great jump out of the gate.

- ▶ He has produced double-digit scoring games in the first four games of the season marking the first time in his career the sophomore has scored 10 or more points in as many as three consecutive games.
- ▶ With 78 total points this season, he is 32.9 percent of the way toward matching his freshman point total of 237 points. Last season he did not reach 78 points for the season until his 120th game of the season.
- ▶ He led the Aztecs in scoring just once last season but has already led SDSU in scoring in two of the first four games this season.
- ▶ He continues to feel right at home at Cox Arena. In 19 career games at Cox Arena, Slaughter is averaging 11.3 ppg, 7.1 rpg, 52.1 field goal percentage (74-of-142) and 39.1 three-point field goal percentage (9-of-23).

Super Manker

Chris Manker could very easily be the biggest surprise in the Mountain West Conference this season. The senior entered this season with career numbers of 206 points and 139 rebounds but has played his way into the starting lineup and ranks among the league leaders (4th in field goal percentage, 5th in scoring, 11th in rebounding and 13th in steals).

- ▶ One reason for his success has been his play in the low post. This season, Manker has 22 two-point field goals, five more than his total for the entire 2003-04 season when he had 17 two-point field goals. He had 34 two-point field goals in 75 career games entering this season.
- ▶ His 71 total points are 71.0 percent of the way toward his career-high season total of 100 points set last season as a junior.
- ▶ The Aztecs are 9-1 when Manker blocks a shot in a game and SDSU is undefeated in his five career starts at the school.

Fast Starts on the Montezuma Mesa

As previously mentioned, San Diego State's 3-1 start matches its best start in the last 20 seasons, since the 1984-85 NCAA Tournament team opened play 8-0. Below is a look at recent teams that have gotten off to 3-1 or better start and how they fared in games four, five and the rest of the way.

Season	Record After 4	Game 5	Game 6	Overall	Conference	Note
1984-85	4-0	W (5-0)	W (6-0)	23-8	11-5	NCAA Tournament
1988-89	3-1	L (3-2)	W (4-2)	12-17	4-12	
1994-95	3-1	L (3-2)	W (4-2)	11-17	5-13	
1996-97	3-1	W (4-1)	L (4-2)	12-15	4-12	
2000-02	3-1	W (4-1)	L (4-2)	14-14	4-10	
2003-04	3-1	L (3-2)	W (4-2)	14-16	5-9	
2004-05	3-1	at UCSB	at Wash.			

Aztecs Enjoy Exhibition Success, Again

Despite substituting at liberty and a few nagging injuries, San Diego State ran its exhibition win streak to eight games with victories over Cal State San Bernardino (82-70) and Point Loma Nazarene (87-67). During those two games, the Aztecs were able to reverse a couple of the trends that proved to be fatal during last season. On the positive side, SDSU shot 48.0 percent from the field, 39.5 percent from three-point range and attempted 55 free throws. However, the Aztecs struggled from the free throw line (61.8 percent) and held a surprisingly small advantage in rebound margin (+4.0).

Individual tidbits from the two exhibition games:

- ▶ San Diego State's three returning starters from last season did not disappoint in the exhibition campaign. Sophomore forward Marcus Slaughter averaged 22.5 points and 7.0 rebounds while playing a total of just 50 minutes. Senior forward

Slaughter Month-By-Month

	PPG	RPG	FG%
Nov. 2003	7.0	4.8	43.5
Dec. 2003	7.4	7.0	47.6
Jan. 2004	7.6	5.3	42.9
Feb. 2004	9.6	9.6	46.0
Mar. 2004	7.7	6.7	71.4
	PPG	RPG	FG%
Nov. 2004	22.0	8.0	57.6
Dec. 2004	12.0	12.0	44.4

Aztecs off the Court

► Mohamed Camara

Speaks six languages... Moved to the United States on Sept. 29, 2001... Started playing basketball in 1999.

► Trimaine Davis

Hit by a car at age 16 that initiated his switch from football to basketball... Wears jersey No. 20 in memory of high school friend Greg Ashford who died in a drowning accident.

► Travis Hanour

Grew eight inches between his freshman and junior years of high school... Has four tattoos, all Christian related.

► Brandon Heath

Through his first full year (Fall, spring and summer semesters), he has completed 41 college units... On schedule to be classified as a junior academically following the Fall, 2004 semester.

► Tommy Johnson

Enjoys traveling and visited St. Thomas on a seven-day cruise in summer of 2003... Has a basketball card collection.

► Chris Manker

Attended and worked the 1999 U.S. Senior Open at the Des Moines Golf and Country Club... Wants to open a sports restaurant chain called Super Manker's.

► John Sharper

His mother is working on her Ph.D. in education psychology at the University of Missouri... Played the saxophone for three years in high school.

► Marcus Slaughter

Heavily involved in community activities and initiates many of the community projects the team is involved in... Teamed with Brandon Heath to win the 2004 Pro City championship in Los Angeles (formerly known as the Say No Classic).

► Chris Walton

Organized food drives in conjunction with Aztec basketball home games each of the past two seasons... Went to his first Grateful Dead concert when he was two months old... Youngest son of Bill Walton.

► Steve Fisher

Won a charity free-throw shooting contest featuring the eight head coaches at the 2003 EA Sports Maui Invitational.

Chris Walton showed off his improved long-range shooting skills by connecting on 4-of-5 attempts from behind the line en route to average 16.0 points and 4.5 rebounds in 44 total minutes. Sophomore guard Brandon Heath, who has taken over the role of point guard for large stretches of time, averaged 9.0 points, 2.5 rebounds, but more impressively dished out 13 assists with a mere three turnovers in 49 minutes of action.

► The Aztecs got strong shooting from the field from their two leading scorers - sophomore Marcus Slaughter and senior Chris Walton. The two each cleared 62.5 percent field goal shooting and combined to connect on 28-of-41 attempts (68.3 percent) and an even more impressive 10-of-12 three-point field goal attempts (83.3 percent). The other 11 players on the team combined to connect on 32-of-84 attempts (38.1 percent) and were just 5-of-26 (19.2 percent from beyond the arc).

► San Diego State showed good ball handling skills, dishing out 41 assists with 26 turnovers in the two games. In fact, the Aztecs had almost as many steals (22) as turnovers (26).

► Senior center Chris Manker missed the second exhibition game due to a strained tendon in his left foot, but his performance in the first exhibition game should not be overlooked. Manker had eight points, five rebounds and four blocked shots in 20 minutes of action. A native of West Des Moines, Iowa, Manker also produced the best hockey plus/minus number of the contest, with a +20 rating.

► A trio of newcomers made noise during the two exhibition games. Junior center Mohamed Camara scored 16 points, and added nine rebounds and three blocked shots in 33 minutes of action. The projected starter at center made six of his nine attempts from the field. Freshman point guard Matt Thomas played 43 minutes of action and logged 14 points and four assists, while fellow freshman Tyler Smith had three points and three assists in 29 minutes.

Aztecs Look to Continue Cox Arena Magic

Cox Arena has become quite a home court advantage for the Aztecs during Steve Fisher's rebuilding project at San Diego State. The Aztecs, now in their eighth season at the 12,414-seat on-campus venue, have recorded at least 11 home victories in each of the past four seasons. It is just the second time in school history that SDSU has won 11 home games in four straight seasons (1981-82 through 1984-85).

The numbers have even been better during the last three seasons, with SDSU posting a 37-15 record (71.2 percent). The Aztecs have been particularly hard on non-conference foes, winning 29 of their last 36 (80.6 percent) non-league games. During that span, two of the six losses have come at the hands of nationally-ranked opposition, making SDSU 28-5 against non-ranked non-conference foes since Dec. 9, 2000 (also subtract a non-conference win over 21st-ranked Fresno State during that time).

Postseason Play, Guaranteed

Given Steve Fisher's track record, San Diego State's prospects of returning to the postseason for a third time in four seasons appears to be good. In his 12 full seasons, Steve Fisher has returned at least three starters off a squad he coached the previous season eight times. He has guided all eight of those teams to postseason play, including six of those squads to the NCAA Tournament. Those eight teams have combined to post a 20-5 record in postseason play, including two appearances in the NCAA Tournament championship game (1991 and 1992) and a championship in the NIT (1996).

Some additional notes on Steve Fisher's success when returning at least three starters off a team he has coached.

► Is 8-for-8 in leading his team to the postseason. Six times he has guided a team to the NCAA Tournament.

► Has won at least one postseason game in six of those eight seasons and at least two games in five of those eight seasons.

► Averaged 22.6 wins in those eight seasons. In six of the eight years his teams have won at least 21 games.

Below is a look at Fisher's magic when returning at least three starters from his previous squad.

<i>Previous Season</i>	<i>Record</i>	<i>Season</i>	<i>Returning Starters</i>	<i>Returning Letterwinners</i>	<i>Record</i>	<i>Postseason</i>
1988-89	30-7	1989-90	4	8	23-8	NCAA Tournament, 2nd Round
1990-91	14-15	1991-92	4	11	25-9	NCAA Tournament, Runner-Up
1991-92	25-9	1992-93	5	11	31-5	NCAA Tournament, Runner-Up
1992-93	31-5	1993-94	5	11	24-8	NCAA Tournament, Elite Eight
1993-94	24-8	1994-95	3	6	17-14	NCAA Tournament, 1st Round
1995-96	20-12	1996-97	4	7	24-11	NIT Champions
2000-01	14-14	2001-02	4	8	21-12	NCAA Tournament, 1st Round
2001-02	21-12	2002-03	3	5	16-14	NIT, 2nd Round
2003-04	14-16	2004-04	4	9		
Averages			4.0	8.4	22.6-10.1	8 Postseason Appearances; 20-5 record in Postseason Play

Preseason Magazines Gives Aztecs Little Love

Most of the preseason magazines have picked the Aztecs to finish in the lower half of the Mountain West Conference standings and the MWC poll was no exception, picking the Aztecs to finish seventh; however, a pretty strong case can be made that San Diego State will have a successful 2004-05 season.

► San Diego State returns four starters and nine letterwinners (includes Travis Hanour who sat out last season due to injuries) from the 2003-04 season. The Aztecs return eight of their top nine scorers from last season.

► Steve Fisher is 8-for-8 in his career in taking teams to the postseason when returning at least three starters off a team he coached the previous season. Included in those eight postseason trips are six NCAA Tournament berths and an average total of 22.6 wins. The last time a Steve Fisher-coached team returned four starters was 2001-02, when Fisher guided the Aztecs to their first NCAA Tournament appearance since 1985. Twice in his career, Fisher has returned at least

three starters and at least nine letterwinners off a team he coached, both seasons he has led his team to the NCAA Tournament, posting a collective 56-14 record.

► San Diego State returns 77.0 percent of points, 74.2 percent of field goals, 99.4 percent of three-point field goals, 78.0 percent of free throws, 68.6 percent of rebounds, 91.3 percent of assists, 54.9 percent of blocked shots, 85.8 percent of steals and 81.9 percent of minutes from the 2003-04 season.

► The 2004-05 SDSU roster has played 538 games and made 161 starts. Nine players on the Aztec roster have played in at least 30 college games and five players have made at least 18 college starts. Last season, the Aztec roster (not counting Travis Hanour's total because he missed the season due to injury) entered the campaign with a total of 407 games and 72 starts. In 2002-03 when San Diego State advanced to the second round of the postseason NIT, the Aztecs entered the campaign with 413 games and 152 starts of experience. In 2001-02 when the Aztecs claimed the Mountain West Conference championship and advanced to the NCAA Tournament, San Diego State entered the season with 370 games and 194 starts.

► San Diego State was not that far away last season from making their third consecutive postseason appearance. Although the Aztecs finished 14-16 overall, they lost three games when they led with 59 seconds left, lost six games that were a one possession game with 25 seconds or less remaining and lost seven games when they led with 13:48 or less remaining in regulation. Part of that can be explained by the fact that SDSU had just one scholarship senior (Aerick Sanders).

► San Diego State returns three players that earned all-Mountain West Conference recognition last season. Senior guard Wesley Stokes, sophomore guard Brandon Heath and sophomore forward Marcus Slaughter are back for SDSU this season. This marks the first time in school history that three all-league performers return from an Aztec team. In fact, in the Mountain West Conference era, San Diego State has never returned two all-MWC performers the following season (2000-01 (0); 2001-02 (0); 2002-03 (1) Tony Bland; 2003-04 (0); 2004-05 (3) Brandon Heath, Marcus Slaughter, Wesley Stokes).

► San Diego State has two of the best underclassmen not only in the league, but also in the country in Brandon Heath and Marcus Slaughter. The duo was two of only four freshmen to earn all-league recognition last season. Heath and Slaughter combined to score 650 points and pull down 284 rebounds in their inaugural season.

► Another example of the stability of the Aztec program can be found by the number of players that have signed with San Diego State out of the prep ranks. Of San Diego State's 16-player roster, three are Division I transfers (Travis Hanour, Chris Manker and Wesley Stokes), two junior college players (Mohamed Camara and walk-on Jared Ines) and 11 players who signed with SDSU directly out of high school. Of the five newcomers, four signed with the Aztecs out of high school.

0	Tommy Johnson <i>Guard, 6-3, 186, Sr.-3L</i> <i>Los Angeles, Calif. (Crenshaw High)</i>	04-05 MWC PPG 0.5 RPG 0.8 APG 0.5 FG 33.3 3FG 0.0 FT 0.0 Career Highs: <u>Points</u> : 18 vs. Troy State (11-30-03) <u>Rebounds</u> : 7 vs. IPFW (12-30-02) <u>Assists</u> : 5 at Cal Poly (11-30-02)	Played in 81 career games and has made 18 starts... Played in 42 games in which the Aztecs have won, second most among active players... Ranked 25th on the school's career three-point field goals list... One of only two players to wear the number zero jersey in Aztec history (Jim Roban).
1	Brandon Heath <i>Guard, 6-3, 183, So.-1L</i> <i>Los Angeles, Calif. (Westchester High)</i>	04-05 MWC PPG 16.0 RPG 4.3 APG 4.8 FG 35.7 3FG 36.0 FT 93.8 Career Highs: <u>Points</u> : 30 vs. Texas Tech (12-13-03) <u>Rebounds</u> : 9 vs. Monmouth (11-22-04) <u>Assists</u> : 9 vs. UCSD (11-27-04)	Already set career highs with nine rebounds and nine assists this season... Set MWC freshman record with 413 points last season... Led all MWC freshmen in scoring, steals and three-point field goals... His 413 points were the fourth most by a Steve Fisher coached freshman, trailing Jalen Rose, Chris Webber and Louis Bullock... 10 career 20+ scoring games.
3	Chris Walton <i>Forward, 6-8, 234, Sr.-3L</i> <i>San Diego, Calif. (Univ. of San Diego High)</i>	04-05 MWC PPG 0.0 RPG 1.0 APG 0.0 FG 0.0 3FG 0.0 FT 0.0 Career Highs: <u>Points</u> : 17 at BYU (2-9-04) <u>Rebounds</u> : 10 - two times <u>Assists</u> : 6 vs. Portland (12-31-03)	Had streak of 31 consecutive games played broken against Monmouth (Nov. 22)... Has not practiced since Nov. 20th due to groin strain... MRI and X-Rays taken on Nov. 29 were negative... Continuing to see doctors and considered day-to-day... Expected to miss the game at UC Santa Barbara...
5	Travis Hanour <i>Guard, 6-6, 202, Sr.-1L</i> <i>Laguna Beach, Calif. (Laguna Beach/Univ. of Ariz.)</i>	04-05 MWC PPG RPG APG FG 3FG FT Career Highs: <u>Points</u> : 11 - two times <u>Rebounds</u> : 7 vs. Utah (1-18-03) <u>Assists</u> : 3 vs. Wash. St. (2-10-01)	Last regular season action was March 1, 2003... San Diego State has played 38 games since his last game... Has had surgeries to alleviate chronic tendinitis in both knees since he last played in 2002-03... Most recent surgery was on his right knee on April 7, 2004, exactly 51 weeks after having similar surgery on his left knee... Started practicing again on Nov. 30.
10	Shawn Weinstein <i>Guard, 6-0, 188, Fr.-RS</i> <i>Rancho Palos Verdes, Calif. (Peninsula High)</i>	04-05 MWC PPG 0.0 RPG 0.0 APG 0.0 FG 0.0 3FG 0.0 FT 0.0 Career Highs: <u>Points</u> : 0 <u>Rebounds</u> : 0 <u>Assists</u> : 0	A talented high school star who walked on last season and redshirted... Solid ball handler who gives the Aztecs another option off the bench... Second year with the program... Played in his first career game against UC San Diego (Nov. 27)... Played three minutes against the Tritons.
11	Tyler Smith <i>Guard, 6-2, 208, Fr.-HS</i> <i>San Clemente, Calif. (Santa Margarita High)</i>	04-05 MWC PPG 1.0 RPG 1.5 APG 1.8 FG 25.0 3FG 33.3 FT 50.0 Career Highs: <u>Points</u> : 3 vs. UCSD (11-27-04) <u>Rebounds</u> : 2 - two times <u>Assists</u> : 4 vs. UCSD (11-27-04)	One of two true freshmen to play this season... Had three points and four assists against UC San Diego (Nov. 27)... Aztecs have outscored the opposition by 34 points in the 42 minutes he has been on the court; the Aztecs have outscored the opposition by 17 points in the 123 minutes he has not been on the court.
15	John Sharper <i>Guard, 6-0, 195, Jr.-2L</i> <i>Oakland, Calif. (St. Mary's High)</i>	04-05 MWC PPG 9.0 RPG 1.3 APG 1.5 FG 48.0 3FG 50.0 FT 100.0 Career Highs: <u>Points</u> : 13 vs. San Diego (12-1-04) <u>Rebounds</u> : 5 vs. UCSD (12-2-02) <u>Assists</u> : 4 at Arizona (12-22-03)	Once a walk-on, Sharper has progressed to an opening night starter... A career 42.5 percent three-point field goal shooter (2nd highest in school history)... Made multiple treys in all four games this season... Aztecs are 10-5 when he makes two or more 3's in a game... Averages one turnover every 23.0 minutes in his career.
20	Trimaine Davis <i>Forward, 6-8, 233, Jr.-2L</i> <i>West Pittsburg, Calif. (Pittsburg High)</i>	04-05 MWC PPG 3.0 RPG 2.0 APG 0.0 FG 66.7 3FG 0.0 FT 0.0 Career Highs: <u>Points</u> : 8 - two times <u>Rebounds</u> : 4 - three times <u>Assists</u> : 1 - three times	Connected on six of nine shots from the floor this season... Has a career 56.9 field goal percentage... Averaging 9.5 minutes per game this season... Played in 45 career games... Entered this season with 61 career points and 43 career rebounds... Already has 12 points, eight rebounds through three games this season.
21	Matt Thomas <i>Guard, 6-3, 191, Fr.-HS</i> <i>Riverside, Calif. (Martin Luther King High)</i>	04-05 MWC PPG 5.3 RPG 3.8 APG 2.5 FG 40.0 3FG 40.0 FT 33.3 Career Highs: <u>Points</u> : 8 vs. Monmouth (11-22-04) <u>Rebounds</u> : 5 - two times <u>Assists</u> : 6 vs. Monmouth (11-22-04)	A true point guard, Thomas will see action at the point as a true freshman this season... Excellent ball-handling skills, he possesses the ability to breakdown a defense and score at the basket... Has 10 assists, good for second on the team, despite averaging just 18.5 mpg... Connected on 2-of-5 from three-point range.
33	Chris Manker <i>Center, 7-0, 225, Sr.-2L</i> <i>W. Des Moines, Iowa. (Laguna Beach High/Oregon State Univ.)</i>	04-05 MWC PPG 17.8 RPG 5.3 APG 2.0 FG 62.2 3FG 33.3 FT 69.2 Career Highs: <u>Points</u> : 23 vs. UCSD (11-27-04) <u>Rebounds</u> : 9 vs. UCSD (12-6-03) <u>Assists</u> : 3 vs. UCSD (11-27-04)	Aztecs' tallest player at 7-0 and can shoot the three... Playing the best basketball of his career... Made 17 two-point field goals all of last season, and already has 22 two-point goals this year... Averages per 40 minutes this season: 24.5 points, 7.2 rebounds, 2.8 assists... Shooting 59.4 percent from the field... 48 career treys.
42	Marcus Slaughter <i>Forward, 6-9, 208, So.-1L</i> <i>Riverside, Calif. (J.W. North High)</i>	04-05 MWC PPG 19.5 RPG 9.0 APG 1.8 FG 54.8 3FG 25.0 FT 75.0 Career Highs: <u>Points</u> : 28 vs. UCSB (11-19-04) <u>Rebounds</u> : 15 vs. UNLV (2-17-04) <u>Assists</u> : 4 at St. Mary's (1-7-04)	Started 21 consecutive games, the longest active streak on the team... Second leading scorer in the MWC at 19.5 ppg, he is hitting on 54.8 percent of his FG attempts... Scored in double figures in four straight games for the first time in his career after failing to score 10+ points in three straight prior to this streak... Has 2 double-doubles this season, 4 in career.
50	Mohamed Camara <i>Center, 6-10, 265, Jr.-TR</i> <i>Conakry, Guinea (Moore (Ky.) High/Riverside College)</i>	04-05 MWC PPG 4.0 RPG 5.5 APG 0.3 FG 58.3 3FG 0.0 FT 66.7 Career Highs: <u>Points</u> : 7 vs. UCSD (11-27-04) <u>Rebounds</u> : 8 vs. Mon. (11-22-04) <u>Assists</u> : 0	Continues to get more comfortable with the offense... A wide body center with good strength... Has 16 points and 17 rebounds in the last three games combined... Averages 10.1 rebounds per 40 minutes of action... Connected on 7-of-12 field goal attempts... Speaks six languages and grew up playing soccer in Guinea.

Coach Steve Fisher

Assistant Head Coach: Brian Dutcher

Assistant Coaches: Gregg Gottlieb, Mark Hughes

- 14th full season overall: 257-162
- 6th season at SDSU: 73-80
- 1989 NCAA Championship
- Appeared in national championship game three times ('89, '92, '93)
- 8 NCAA Tournament Appearances

- 4th in Active NCAA Tournament winning percentage (behind only Krzyzewski, Pittino and Izzo)
- One of 10 active coaches to win an NCAA national championship (Boheim, Calhoun, Fisher, Izzo, Knight, Krzyzewski, Olson, Pitino, T. Smith, G. Williams)


SDSU Broadcast Roster



0
TOMMY JOHNSON

Guard
6-3, 186, Senior-3L
Los Angeles, Calif.
Crenshaw High

PPG: 0.5 RPG: 0.8 APG: 0.5
FG%: 33.3 3FG: 0.0 FT%: 0.0



1
BRANDON HEATH

Guard
6-3, 183, Sophomore-1L
Los Angeles, Calif.
Westchester High

PPG: 16.0 RPG: 4.3 APG: 4.8
FG%: 35.7 3FG: 36.0 FT%: 93.8



3
CHRIS WALTON

Forward
6-10, 230, Junior-2L
San Diego, Calif.
Univ. of San Diego High

PPG: 0.0 RPG: 1.0 APG: 0.0
FG%: 0.0 3FG: 0.0 FT%: 0.0



5
TRAVIS HANOUR

Guard
6-8, 216, Senior-1L
Laguna Beach, Calif.
Laguna Beach High/
Univ. of Arizona

PPG: --- RPG: --- APG: ---
FG%: --- 3FG: --- FT%: ---



10
SHAWN WEINSTEIN

Guard
6-1, 178, Freshman-RS
Rancho Palos Verdes, Calif.
Peninsula High


PPG: 0.0 RPG: 0.0 APG: 0.0
FG%: 0.0 3FG: 0.0 FT%: 0.0



11
TYLER SMITH

Guard
6-2, 208, Freshman-HS
San Clemente, Calif.
Santa Margarita Catholic
High


PPG: 1.0 RPG: 1.5 APG: 1.8
FG%: 25.0 3FG: 33.3 FT%: 50.0



15
JOHN SHARPER

Guard
6-0, 195, Junior-2L
Oakland, Calif.
St. Mary's High

PPG: 9.0 RPG: 1.3 APG: 1.5
FG%: 48.0 3FG: 50.0 FT%: 100.0



20
TRIMAÏNE DAVIS

Forward
6-8, 233, Junior-2L
West Pittsburg, Calif.
Pittsburg High

PPG: 3.0 RPG: 2.0 APG: 0.0
FG%: 66.7 3FG: 0.0 FT%: 0.0



21
MATT THOMAS

Guard
6-3, 191, Freshman-HS
Riverside, Calif.
Martin Luther King High

PPG: 5.3 RPG: 3.8 APG: 2.5
FG%: 40.0 3FG: 40.0 FT%: 33.3



31
JARED INES

Forward
6-7, 234, Senior-Squad
Modesto, Calif.
Ceres High/
Ohlone College


PPG: 2.0 RPG: 0.0 APG: 0.0
FG%: 100.0 3FG: 0.0 FT%: 50.0



33
CHRIS MANKER

Center
7-0, 225, Junior-1L
West Des Moines, Iowa
Laguna Beach (Calif.) High/
Oregon State Univ.

PPG: 17.8 RPG: 5.3 APG: 2.0
FG%: 62.2 3FG: 33.3 FT%: 69.2



42
MARCUS SLAUGHTER

Forward
6-8, 223, Sophomore-1L
Riverside, Calif.
J.W. North High

PPG: 19.5 RPG: 9.0 APG: 1.8
FG%: 54.8 3FG: 25.0 FT%: 75.0



50
MOHAMED CAMARA

Center
6-10, 265, Junior-TR
Conakry, Guinea
Moore (Ky.) High/
Riverside College

PPG: 4.0 RPG: 5.5 APG: 0.3
FG%: 58.3 3FG: 0.0 FT%: 66.7



Head Coach
STEVE FISHER

- 14th full season as head coach • 257-162
- 6th year at San Diego State • 73-80
- 1989 NCAA champion
- 3 NCAA Championship game appearances
- 8 NCAA Tournament appearances
- Among active coaches he ranks: 4th in NCAA Tournament winning percentage (20-7, 71.4 percent), 5th in NBA Draft Picks (14) and 6th in NCAA Final Four Appearances (3)

SAN DIEGO STATE ROSTER

2004-05 Alphabetical Roster

No.	Name	Pos.	Ht.	Wt.	Yr.	Exp.	Most Recent Div. I Season			Hometown (High School/Previous School)
							PPG	RPG	APG	
50	Mohamed Camara	C	6-10	265	Jr.	JC	---	---	---	Conakry, Guinea (Moore (Ky.) High/Riverside (Calif.) College)
20	Trimaine Davis	F	6-8	233	Jr.	2L	1.5	1.0	0.1	West Pittsburg, Calif. (Pittsburg High)
5	Travis Hanour	G	6-6	202	Sr.	1L	3.1	3.1	1.0	Laguna Beach, Calif. (Laguna Beach High/Univ. of Arizona)
1	Brandon Heath	G	6-3	183	So.	1L	13.8	2.7	1.8	Los Angeles, Calif. (Westchester High)
31	Jared Ines *	F	6-7	234	Sr.	SQ	0.0	0.0	0.0	Modesto, Calif. (Ceres High/Ohlone College)
0	Tommy Johnson	G	6-3	186	Sr.	3L	4.0	1.9	1.0	Los Angeles, Calif. (Crenshaw High)
30	Chris Lamb	F	6-9	205	Fr.	HS	---	---	---	Louisville, Colo. (Monarch High)
33	Chris Manker	C	7-0	225	Sr.	2L	3.4	2.3	0.3	West Des Moines, Iowa (Laguna Beach (Calif.) High/Oregon State Univ.)
24	Tim McGrath	F	6-5	182	Fr.	HS	---	---	---	Santa Monica, Calif. (Santa Monica High)
15	John Sharper	G	6-0	195	Jr.	2L	4.1	0.9	0.9	Oakland, Calif. (St. Mary's High)
42	Marcus Slaughter	F	6-8	223	So.	1L	7.9	6.8	0.7	Riverside, Calif. (J.W. North High)
11	Tyler Smith *	G	6-2	208	Fr.	HS	---	---	---	San Clemente, Calif. (Santa Margarita Catholic High)
2	Wesley Stokes	G	6-0	167	Sr.	1L	12.1	2.3	5.8	Long Beach, Calif. (Poly High/Univ. of Missouri)
21	Matt Thomas	G	6-3	191	Fr.	HS	---	---	---	Riverside, Calif. (Martin Luther King High)
3	Chris Walton	F	6-8	234	Sr.	3L	8.7	4.9	2.3	San Diego, Calif. (Univ. of San Diego High)
10	Shawn Weinstein *	G	6-0	188	Fr.	RS	---	---	---	Rancho Palos Verdes, Calif. (Peninsula High)

2004-05 Numerical Roster

No.	Name	Pos.	Ht.	Wt.	Yr.	Exp.	Most Recent Div. I Season			Hometown (High School/Previous School)
							PPG	RPG	APG	
0	Tommy Johnson	G	6-3	186	Sr.	3L	4.0	1.9	1.0	Los Angeles, Calif. (Crenshaw High)
1	Brandon Heath	G	6-3	183	So.	1L	13.8	2.7	1.8	Los Angeles, Calif. (Westchester High)
2	Wesley Stokes	G	6-0	167	Sr.	1L	12.1	2.3	5.8	Long Beach, Calif. (Poly High/Univ. of Missouri)
3	Chris Walton	F	6-8	234	Sr.	3L	8.7	4.9	2.3	San Diego, Calif. (Univ. of San Diego High)
5	Travis Hanour	G	6-6	202	Sr.	1L	3.1	3.1	1.0	Laguna Beach, Calif. (Laguna Beach High/Univ. of Arizona)
10	Shawn Weinstein *	G	6-0	188	Fr.	RS	---	---	---	Rancho Palos Verdes, Calif. (Peninsula High)
11	Tyler Smith *	G	6-2	208	Fr.	HS	---	---	---	San Clemente, Calif. (Santa Margarita Catholic High)
15	John Sharper	G	6-0	195	Jr.	2L	4.1	0.9	0.9	Oakland, Calif. (St. Mary's High)
20	Trimaine Davis	F	6-8	233	Jr.	2L	1.5	1.0	0.1	West Pittsburg, Calif. (Pittsburg High)
21	Matt Thomas	G	6-3	191	Fr.	HS	---	---	---	Riverside, Calif. (Martin Luther King High)
24	Tim McGrath	F	6-5	182	Fr.	HS	---	---	---	Santa Monica, Calif. (Santa Monica High)
30	Chris Lamb	F	6-9	205	Fr.	HS	---	---	---	Louisville, Colo. (Monarch High)
31	Jared Ines *	F	6-7	234	Sr.	SQ	0.0	0.0	0.0	Modesto, Calif. (Ceres High/Ohlone College)
33	Chris Manker	C	7-0	225	Sr.	2L	3.4	2.3	0.3	West Des Moines, Iowa (Laguna Beach (Calif.) High/Oregon State Univ.)
42	Marcus Slaughter	F	6-8	223	So.	1L	7.9	6.8	0.7	Riverside, Calif. (J.W. North High)
50	Mohamed Camara	C	6-10	265	Jr.	JC	---	---	---	Conakry, Guinea (Moore (Ky.) High/Riverside (Calif.) College)

Head Coach: Steve Fisher (Illinois State, 1967)
Assistant Head Coach: Brian Dutcher (Minnesota, 1982)
Assistant Coaches: Gregg Gottlieb (UCLA, 1995), Mark Hughes (Michigan, 1989)
Director of Operations: Mark Fisher (Michigan, 2001)
Dir. of Player Development: Matt Soria (San Diego State, 2001)
Athletic Trainer: Mark Haines (Metropolitan State College, 1987)

*Year refers to basketball eligibility for the 2004-05 season. * - Indicates walk-on.*

Last Time It Happened

TEAM MISCELANEOUS

San Diego State played an overtime game	Nov. 19, 2004, vs. UC Santa Barbara - ot-L, 72-80
San Diego State won an overtime game	Mar. 19, 2003, vs. UC Santa Barbara - ot-W, 67-62
San Diego State played a double overtime game	Jan. 24, 2004, at Colorado State - 2ot - L, 82-92
San Diego State played a triple overtime game	Jan. 2, 2000, vs. Air Force - 3ot - L, 77-81
San Diego State played consecutive overtime games	Jan. 22 and 26, 2002, vs. Wyoming - ot-L, 85-88 and vs. UNLV - ot-L, 79-80
San Diego State won a game in the final seconds	Mar. 2, 2002, vs. Air Force, Al Faux jumper right wing (:02.6) - W, 49-47
San Diego State lost a game in the final seconds	Jan. 26, 2002, vs. UNLV, Louis Amundson made front end of two-shot foul (:02.4) - ot-L, 79-80

TEAM SCORING

San Diego State scored 100 or more points	Dec. 2, 1998, vs. Southern Cal College - W, 103-49
San Diego State scored 90 or more points	Dec. 18, 2003, vs. Cal Poly - W, 90-71
San Diego State scored 80 or more points	Dec. 1, 2004, vs. San Diego - W, 83-63
San Diego State scored less than 50 points	Mar. 1, 2004, at Air Force - L, 49-61
An opponent scored 100 or more points	Mar. 3, 2003, at Colorado State - L, 89-102
An opponent scored less than 50 points	Nov. 21, 2003, vs. Long Beach State - W, 74-44
San Diego State scored 50 or more points in a half	Nov. 27, 2004, vs. UC San Diego (51 in 2nd half) - W, 86-51
San Diego State scored 40 or more points in a half	Dec. 1, 2004, vs. San Diego (45 in 2nd half) - W, 83-63
San Diego State won by 40 or more points	Nov. 27, 2000, vs. UC San Diego - W, 98-53
San Diego State won by 30 or more points	Nov. 27, 2004, vs. UC San Diego - W, 86-51
San Diego State won by 20 or more points	Dec. 1, 2004, vs. San Diego - W, 83-63

INDIVIDUAL SCORING

SDSU player had 50 or more points	Feb. 20, 1986, Anthony Watson (54) vs. U.S. International - W, 138-93
SDSU player had 40 or more points	Feb. 20, 1986, Anthony Watson (54) vs. U.S. International - W, 138-93
SDSU player had 35 or more points	Feb. 10, 1990, Shawn Jamison (37) vs. U.S. International - W, 138-93
SDSU player had 30 or more points	Dec. 31, 2003, Aerick Sanders (34) vs. Portland - W, 67-61
SDSU player made 10 or more field goals in a game	Mar. 6, 2004, Aerick Sanders (10-19) vs. Utah - L, 53-66
SDSU player scored 20 or more points in a half	Nov. 19, 2004, Marcus Slaughter (20 in 2nd half) vs. UC Santa Barbara - ot-L, 72-80

MULTIPLE INDIVIDUAL SCORING

Three SDSU players had 20 points in same game	Dec. 1, 2001, Tony Bland (22), Al Faux (21), Randy Holcomb (20) vs. CSU Northridge - W, 80-70
Two SDSU players had 20 points in same game	Dec. 1, 2004, Brandon Heath (26), Chris Manker (22) vs. San Diego - W, 83-63
Five SDSU players scored in double figures in same game	Dec. 6, 2003, Wesley Stokes (18), Brandon Heath (12), Chris Manker (12), Aerick Sanders (12), Chris Walton (12) vs. UC San Diego - W, 76-51
Four SDSU players scored in double figures in same game	Dec. 1, 2004, Brandon Heath (26), Chris Manker (22), John Sharper (13), Marus Slaughter (12) vs. San Diego - W, 83-63

CONSECUTIVE INDIVIDUAL SCORING

SDSU player had consecutive 30-point games	Jan. 27 and 30, 1986, Anthony Watson vs. Wyoming (30) and vs. Colorado State (31)
SDSU player had consecutive 20-point games	Nov. 27 and Dec. 1, 2004, Chris Manker vs. UC San Diego (23) and San Diego (22)
SDSU player had consecutive 10-plus made free-throw games	Nov. 19 and Nov. 22, 2004, Marcus Slaughter vs. UCSB (12) and vs. Monmouth (10)

TEAM REBOUNDING

San Diego State had 45 or more rebounds	Jan. 24, 2004, at Colorado State (46) - 2ot-L, 82-92
San Diego State had 40 or more rebounds	Nov. 22, 2004, vs. Monmouth (41) - W, 69-65
+20-Rebound Margin	Nov. 22, 2004, vs. Monmouth (+21) - W 69-65
+15-Rebound Margin	Nov. 22, 2004, vs. Monmouth (+21) - W 69-65
+10-Rebound Margin	Dec. 1, 2004, vs. San Diego (+14) - W, 83-63

INDIVIDUAL REBOUNDING

SDSU player had 20 or more rebounds	Feb. 6, 1984, Michael Cage (21) vs. Wyoming - ot-L, 73-83
SDSU player had 15 or more rebounds	Feb. 21, 2004, Aerick Sanders (16) vs. Wyoming - W, 74-66
SDSU player had 10 or more rebounds	Dec. 1, 2004, Marcus Slaughter (12) vs. San Diego - W, 83-63

DOUBLE-DOUBLES

SDSU player had a triple-double	never
SDSU player had a double-double	Dec. 1, 2004, Marcus Slaughter (22 points, 12 rebounds) vs. San Diego - W, 83-63
SDSU player had a point-assist double-double	Jan. 2, 2000, Bradley Jackson (17 points, 11 assists) vs. High Point - W, 74-63
Two SDSU players had double-double in same game	Jan. 2, 2002, Randy Holcomb (22 points, 13 rebounds), Chris Walton (12 points, 10 rebounds) vs. IPFW - W, 90-72

Last Time It Happened (cont.)

Three SDSU players had double-double in same game

.....Dec. 7, 1982, Eddy Gordon (15 points, 11 rebounds), Keith Smith (14 points, 14 rebounds), Michael Cage (12 points, 11 rebounds) vs. Doane College - W, 100-88
 SDSU player had three consecutive double-doubles
Jan. 17, 24 and 26, 2004, Aerick Sandes (23 points, 10 rebs.) vs. UNLV, (15 points, 16 rebs.) at Colorado State, (12 points, 11 rebs.) at Wyoming

TEAM ASSISTS

San Diego State had 25 or more assistsDec. 1, 2001, vs. Cal State Northridge (26) - W, 80-70
 San Diego State had 20 or more assistsNov. 27, 2004, vs. UC San Diego (23) - W, 86-51
 San Diego State had 15 or more assistsDec. 1, 2004, vs. San Diego (15) - W, 83-63

INDIVIDUAL ASSISTS

SDSU player had 15 or more assistsMar. 7, 1981, Tony Gwynn (16) vs. New Mexico - W, 92-84
 SDSU player had 10 or more assistsMar. 1, 2001, Deandre Moore (11) vs. Wyoming - L, 62-69

TEAM STEALS

San Diego State had 15 or more stealsNov. 27, 2004, vs. UC San Diego (15) - W, 86-51
 San Diego State had 10 or more stealsNov. 27, 2004, vs. UC San Diego (15) - W, 86-51

INDIVIDUAL STEALS

SDSU player had 9 or more stealsFeb. 20, 1986, Tracy Dildy (9) vs. USIU - W, 138-93
 SDSU player had 5 or more stealsFeb. 28, 2004, Marcus Slaughter (5) vs. New Mexico - L, 60-72

TEAM BLOCKS

San Diego State had 10 or more blocksJan. 21, 2002, vs. Wyoming (11) - ot-L, 85-88
 San Diego State had 5 or more blocksDec. 1, 2004, vs. San Diego (6) - W, 83-63

INDIVIDUAL BLOCKS

SDSU player had 5 or more blocksJan. 6, 2004, Aerick Sanders (5) vs. Saint Mary's - L, 66-80
 SDSU player had 3 or more blocksDec. 1, 2004, Chris Manker (3) vs. San Diego - W, 83-63

TEAM TURNOVERS

San Diego State had 10 or fewer turnoversNov. 27, 2004, vs. UC San Diego (9) - W, 86-51
 San Diego State forced 25 or more turnoversNov. 27, 2004, vs. UC San Diego (27) - W, 86-51
 San Diego State forced 20 or more turnoversNov. 27, 2004, vs. UC San Diego (27) - W, 86-51

INDIVIDUAL MINUTES

SDSU player played 50 or more minutesJan. 20, 2000, Myron Epps (50) vs. Air Force - 3ot-L, 77-81
 SDSU player played 45 or more minutesFeb. 9, 2004, Aerick Sanders (45) at Brigham Young - ot-L, 69-83
 SDSU player played 40 or more minutesNov. 19, 2004, Brandon Heath and Marcus Slaughter (41) vs. UC Santa Barbara - ot-L, 72-80

TEAM THREE-POINTERS

San Diego State made 15 or more three-point shotsDec. 2, 2002, vs. UC San Diego (16) - W, 87-57
 San Diego State made 10 or more three-point shotsDec. 1, 2004, vs. San Diego (10) - W, 83-63

INDIVIDUAL THREE-POINTERS

SDSU player made 9 or more three-point shotsDec. 27, 1986, Tony Ross (9) vs. Manhattan - W, 77-69
 SDSU player made 5 or more three-point shotsNov. 24, 2004, Brandon Heath (5) vs. Ohio State - W, 83-61

TEAM FREE THROWS

San Diego State had a 85 percent or higher free-throw percentage (min. 15 att.)Dec. 3, 2003, vs. San Diego (87.5 percent - 14-16) - W, 66-63
 San Diego State had a 80 percent or higher free-throw percentage (min. 15 att.)Feb. 17, 2004, at UNLV (80.0 percent 12-15) - L, 65-68
 San Diego State attempted 40 or more free-throwsMar. 1, 2003, vs. Wyoming (42) - W, 86-73
 San Diego State attempted 30 or more free-throwsNov. 22, 2004, vs. Monmouth (33) - W, 69-65

INDIVIDUAL FREE THROWS

SDSU player made 10 or more free-throws in a gameNov. 22, 2004, Marcus Slaughter (10-14) vs. Monmouth - W, 69-65
 SDSU player made 100% free-throw percentage (min. 10 att.)Dec. 13, 2003, Brandon Heath (10-10) at Texas Tech, L, 68-78

2004-05 San Diego State

Record: 3-1 (Home: 3-1, Away: 0-0, Neutral: 0-0)
 Mountain West Conference: 0-0 (Home: 0-0, Away: 0-0)

Date	NR	Opponent	SDSU Result		W-L	Record	MWC	San Diego State High			
								Scorer	Rebounder	Assists	Attendance
Nov. 19		UC SANTA BARBARA	L-ot	72-80	L1	0-1		Slaughter-28	Slaughter-13	Heath-3	6,191
Nov. 22		MONMOUTH	W	69-65	W1	1-1		Slaughter-18	Heath-9	Thomas-6	4,097
Nov. 27		UC SAN DIEGO	W	86-51	W2	2-1		Manker-23	Manker-5	Heath-9	4,102
Dec. 1		SAN DIEGO	W	83-63	W3	3-1		Heath-26	Slaughter-12	Heath-5	6,132
Dec. 4		at UC Santa Barbara (D)									
Dec. 7		at Washington									
Dec. 11		CALIFORNIA									
Dec. 14		SAINT MARY'S									
Dec. 18		at Loyola Marymount									
Dec. 21		CAL STATE FULLERTON									
Dec. 28		at Iowa State									
Dec. 31		PROVIDENCE (D)									
Jan. 3		SOUTH DAKOTA STATE									
Jan. 8		at Brigham Young*									
Jan. 15		at UNLV*									
Jan. 22		WYOMING*									
Jan. 24		COLORADO STATE*									
Jan. 29		at Air Force* (D)									
Jan. 31		at New Mexico*									
Feb. 5		UTAH*									
Feb. 7		BRIGHAM YOUNG*									
Feb. 12		UNLV* (D)									
Feb. 19		at Colorado State*									
Feb. 21		at Wyoming*									
Feb. 26		NEW MEXICO*									
Feb. 28		AIR FORCE*									
Mar. 5		at Utah* (D)									
Mar. 10-12		at Mountain West Conference Championships (Pepsi Center; Denver, Colo.)									

Caps denotes home game. * - Indicates Mountain West Conference Game. ^ - Mountain West Conference Championships at the Pepsi Center in Denver, Colo. Two-letter abbreviation indicates round, number to left of team indicates seed. Opp. NR - Indicates San Diego State's opponent national rankings in the Associated Press and ESPN/USA Today coaches polls at gametime. :00 - Time remaining in the final ten seconds when winning team scored final points to break a tie or win the game. D - Indicates day game. c - Indicates capacity.

Record/Attendance Summary

	G	W-L	Total	Average	High
Home	4	3-1	14,390	5,131	6,191 vs. UC Santa Barbara (Nov. 19)
Mountain West					
Away					
Mountain West					
Neutral					
Total	4	3-1	14,390	5,131	6,191 vs. UC Santa Barbara (Nov. 19)
Mountain West					

Win/Loss Margin

	1	2	3	4	5	6	7	8	9	10	11	12	13	14	15	16	17	18	19	20	21	22	23	24	25	35	
Win				1																							
Loss								1													1						1

2004-05 San Diego State Statistics

Record: 3-1 (Home: 3-1, Away: 0-0, Neutral: 0-0)

No.	Player	GP	GS	Min	Avg	TOTAL		3-PTS		FT-FTA	Pct	REBOUNDS				PF	FO	A	TO	Blk	Stl	Pts	Avg									
						FG-FGA	Pct	3FG-FGA	Pct			Off	Def	Tot	Avg																	
42	SLAUGHTER, Marcus	4	4	141	35.2	23-42	.548	2-8	.250	30-40	.750	14	22	36	9.0	11	1	7	13	7	8	78	19.5									
33	MANKER, Chris	4	3	116	29.0	28-45	.622	6-18	.333	9-13	.692	12	9	21	5.3	4	0	8	5	4	5	71	17.8									
01	HEATH, Brandon	4	4	133	33.2	20-56	.357	9-25	.360	15-16	.938	5	12	17	4.3	7	0	19	17	1	11	64	16.0									
15	SHARPER, John	4	4	117	29.3	12-25	.480	10-20	.500	2-2	1.000	2	3	5	1.3	2	0	6	7	0	6	36	9.0									
21	THOMAS, Matt	4	0	74	18.5	8-20	.400	2-5	.400	3-9	.333	5	10	15	3.8	3	0	10	7	0	3	21	5.3									
50	CAMARA, Mohamed	4	4	87	21.8	7-12	.583	0-0	.000	2-3	.667	9	13	22	5.5	8	0	1	2	3	2	16	4.0									
20	DAVIS, Trimaine	4	0	38	9.5	6-9	.667	0-0	.000	0-0	.000	2	6	8	2.0	7	0	0	1	0	1	12	3.0									
31	INES, Jared	3	0	6	2.0	2-2	1.000	0-0	.000	2-4	.500	0	0	0	0.0	0	0	0	0	0	0	6	2.0									
11	SMITH, Tyler	4	0	42	10.5	1-4	.250	1-3	.333	1-2	.500	2	4	6	1.5	5	0	7	2	0	1	4	1.0									
00	JOHNSON, Tommy	4	0	38	9.5	1-3	.333	0-1	.000	0-0	.000	0	3	3	0.8	2	0	2	3	1	1	2	0.5									
03	WALTON, Chris	1	1	29	29.0	0-4	.000	0-1	.000	0-0	.000	1	0	1	1.0	4	0	1	4	0	0	0	0.0									
10	WEINSTEIN, Shawn	2	0	4	2.0	0-1	.000	0-1	.000	0-0	.000	0	0	0	0.0	0	0	0	1	0	0	0	0.0									
TEAM												5	3	8	2.0	0																
SDSU TOTALS		4				108-223	.484	30-82	.366	64-89	.719	57	85	142	35.5	53	1	61	62	16	38	310	77.5									
OPPONENTS		4				93-210	.443	35-84	.417	38-50	.760	33	68	101	25.3	71	2	62	69	8	36	259	64.8									

SCORE BY PERIODS:	1st	2nd	OT	2OT	Total
SAN DIEGO STATE	127	174	9		310
OPPONENTS	118	124	17		259

2004-05 San Diego State Win/Loss Statistics

Wins Only Games: 3

No.	Player	GP	GS	Min	TOTAL			3-PTS			REBOUNDS														
					Avg	FG-FGA	Pct	3FG-FGA	Pct	FT-FTA	Pct	Off	Def	Tot	Avg	PF	FO	A	TO	Blk	Stl	Pts	Avg		
33	MANKER, Chris	3	3	81	27.0	21-32	.656	4-12	.333	8-9	.889	8	5	13	4.3	2	0	6	4	4	2	54	18.0		
42	SLAUGHTER, Marcus	3	3	100	33.3	15-26	.577	2-6	.333	18-26	.692	6	17	23	7.7	6	0	6	8	7	4	50	16.7		
01	HEATH, Brandon	3	3	92	30.7	13-34	.382	6-15	.400	15-16	.938	3	10	13	4.3	5	0	16	13	0	9	47	15.7		
15	SHARPER, John	3	3	77	25.7	9-17	.529	8-14	.571	2-2	1.000	1	1	2	0.7	2	0	4	3	0	6	28	9.3		
21	THOMAS, Matt	3	0	68	22.7	7-18	.389	2-5	.400	3-9	.333	5	9	14	4.7	2	0	9	7	0	3	19	6.3		
50	CAMARA, Mohamed	3	3	73	24.3	7-12	.583	0-0	.000	2-3	.667	8	9	17	5.7	6	0	1	2	2	2	16	5.3		
20	DAVIS, Trimaine	3	0	36	12.0	6-9	.667	0-0	.000	0-0	.000	2	5	7	2.3	7	0	0	1	0	1	12	4.0		
31	INES, Jared	2	0	5	2.5	2-2	1.000	0-0	.000	2-4	.500	0	0	0	0.0	0	0	0	0	0	0	6	3.0		
11	SMITH, Tyler	3	0	41	13.7	1-4	.250	1-3	.333	1-2	.500	2	4	6	2.0	5	0	7	2	0	1	4	1.3		
00	JOHNSON, Tommy	3	0	23	7.7	1-1	1.000	0-0	.000	0-0	.000	0	2	2	0.7	1	0	0	2	1	1	2	0.7		
10	WEINSTEIN, Shawn	2	0	4	2.0	0-1	.000	0-1	.000	0-0	.000	0	0	0	0.0	0	0	0	1	0	0	0	0.0		
TEAM												4	2	6	2.0	0					0				
SDSU TOTALS		3			82-156		.526	23-56		.411	51-71		.718	39	64	103	34.3	36	0	49	43	14	29	238	79.3
OPPONENTS		3			63-150		.420	27-61		.443	26-33		.788	22	43	65	21.7	53	1	47	52	5	23	179	59.7

SCORE BY PERIODS:	1st	2nd	OT	2OT	Total
SAN DIEGO STATE	101	137			238
OPPONENTS	87	92			179

Losses Only Games: 1

No.	Player	GP	GS	Min	TOTAL			3-PTS			REBOUNDS														
					Avg	FG-FGA	Pct	3FG-FGA	Pct	FT-FTA	Pct	Off	Def	Tot	Avg	PF	FO	A	TO	Blk	Stl	Pts	Avg		
42	SLAUGHTER, Marcus	1	1	42	42.0	8-16	.500	0-2	.000	12-14	.857	8	5	13	13.0	5	1	1	5	0	4	28	28.0		
01	HEATH, Brandon	1	1	41	41.0	7-22	.318	3-10	.300	0-0	.000	2	2	4	4.0	2	0	3	4	1	2	17	17.0		
33	MANKER, Chris	1	0	34	34.0	7-13	.538	2-6	.333	1-4	.250	4	4	8	8.0	2	0	2	1	0	3	17	17.0		
15	SHARPER, John	1	1	40	40.0	3-8	.375	2-6	.333	0-0	.000	1	2	3	3.0	0	0	2	4	0	0	8	8.0		
21	THOMAS, Matt	1	0	6	6.0	1-2	.500	0-0	.000	0-0	.000	0	1	1	1.0	1	0	1	0	0	0	2	2.0		
31	INES, Jared	1	0	1	1.0	0-0	.000	0-0	.000	0-0	.000	0	0	0	0.0	0	0	0	0	0	0	0	0.0		
03	WALTON, Chris	1	1	29	29.0	0-4	.000	0-1	.000	0-0	.000	1	0	1	1.0	4	0	1	4	0	0	0	0.0		
00	JOHNSON, Tommy	1	0	15	15.0	0-2	.000	0-1	.000	0-0	.000	0	1	1	1.0	1	0	2	1	0	0	0	0.0		
50	CAMARA, Mohamed	1	1	14	14.0	0-0	.000	0-0	.000	0-0	.000	1	4	5	5.0	2	0	0	0	1	0	0	0.0		
20	DAVIS, Trimaine	1	0	2	2.0	0-0	.000	0-0	.000	0-0	.000	0	1	1	1.0	0	0	0	0	0	0	0	0.0		
11	SMITH, Tyler	1	0	1	1.0	0-0	.000	0-0	.000	0-0	.000	0	0	0	0.0	0	0	0	0	0	0	0	0.0		
TEAM												1	1	2	2.0	0					0				
SDSU TOTALS		1	225		26-67		.388	7-26		.269	13-18		.722	18	21	39	39.0	17	1	12	19	2	9	72	72.0
OPPONENTS		1	225		30-60		.500	8-23		.348	12-17		.706	11	25	36	36.0	18	-	15	17	3	13	80	80.0

SCORE BY PERIODS:	1st	2nd	OT	2OT	Total
SAN DIEGO STATE	26	37	9		72
OPPONENTS	31	32	17		80

2004-05 San Diego State Home/Away Statistics

Home Games Only
Record: 3-1

No.	Player	GP	GS	Min	Avg	TOTAL		3-PTS		FT-FTA		REBOUNDS		PF	FO	A	TO	Blk	Stl	Pts	Avg		
						FG-FGA	Pct	3FG-FGA	Pct	Off	Def	Tot	Avg										
42	SLAUGHTER, Marcus	4	4	141	35.2	23-42	.548	2-8	.250	30-40	.750	14	22	36	9.0	11	1	7	13	7	8	78	19.5
33	MANKER, Chris	4	3	116	29.0	28-45	.622	6-18	.333	9-13	.692	12	9	21	5.3	4	0	8	5	4	5	71	17.8
01	HEATH, Brandon	4	4	133	33.2	20-56	.357	9-25	.360	15-16	.938	5	12	17	4.3	7	0	19	17	1	11	64	16.0
15	SHARPER, John	4	4	117	29.3	12-25	.480	10-20	.500	2-2	1.000	2	3	5	1.3	2	0	6	7	0	6	36	9.0
21	THOMAS, Matt	4	0	74	18.5	8-20	.400	2-5	.400	3-9	.333	5	10	15	3.8	3	0	10	7	0	3	21	5.3
50	CAMARA, Mohamed	4	4	87	21.8	7-12	.583	0-0	.000	2-3	.667	9	13	22	5.5	8	0	1	2	3	2	16	4.0
20	DAVIS, Trimaine	4	0	38	9.5	6-9	.667	0-0	.000	0-0	.000	2	6	8	2.0	7	0	0	1	0	1	12	3.0
31	INES, Jared	3	0	6	2.0	2-2	1.000	0-0	.000	2-4	.500	0	0	0	0.0	0	0	0	0	0	0	6	2.0
11	SMITH, Tyler	4	0	42	10.5	1-4	.250	1-3	.333	1-2	.500	2	4	6	1.5	5	0	7	2	0	1	4	1.0
00	JOHNSON, Tommy	4	0	38	9.5	1-3	.333	0-1	.000	0-0	.000	0	3	3	0.8	2	0	2	3	1	1	2	0.5
03	WALTON, Chris	1	1	29	29.0	0-4	.000	0-1	.000	0-0	.000	1	0	1	1.0	4	0	1	4	0	0	0	0.0
10	WEINSTEIN, Shawn	2	0	4	2.0	0-1	.000	0-1	.000	0-0	.000	0	0	0	0.0	0	0	0	1	0	0	0	0.0
TEAM												5	3	8	2.0	0							0
SDSU TOTALS		4				108-223	.484	30-82	.366	64-89	.719	57	85	142	35.5	53	1	61	62	16	38	310	77.5
OPPONENTS		4				93-210	.443	35-84	.417	38-50	.760	33	68	101	25.3	71	2	62	69	8	36	259	64.8

SCORE BY PERIODS:	1st	2nd	OT	2OT	Total
SAN DIEGO STATE	127	174	9		310
OPPONENTS	118	124	17		259

Road/Neutral Games Only
Record: 0-0

2004-05 Team Game-By-Game

Opponent	Site/Date	FG-FGA	Pct	3P-3PA	Pct	FT-FTA	Pct	Off-Def	Tot	PF	AT	TO	BS	ST	1st-2nd	Pts
at SDSU	H	26-67	.388	7-26	.269	13-18	.722	18-21	39	17	12	19	2	9	26-37-9	72
UC Santa Barbara	11/19	30-60	.500	8-23	.348	12-17	.706	11-25	36	18	15	17	3	13	31-32-17	80
at SDSU	H	20-47	.426	6-15	.400	23-33	.697	15-26	41	14	11	17	3	7	28-41	69
Monmouth	11/22	21-51	.412	10-23	.435	13-16	.813	4-16	20	21	18	10	3	10	31-34	65
at SDSU	H	32-53	.604	7-17	.412	15-20	.750	11-13	24	11	23	9	5	15	35-51	86
UC San Diego	11/27	16-37	.432	9-17	.529	10-12	.833	9-12	21	16	14	27	1	6	29-22	51
at SDSU	H	30-56	.536	10-24	.417	13-18	.722	13-25	38	11	15	17	6	7	38-45	83
San Diego	12/1	26-62	.419	8-21	.381	3-5	.600	9-15	24	16	15	15	1	7	27-36	63
SDSU	A															
at UC Santa Barbara	12/4															

2004-05 Game-By-Game Leaders Misc. Stats

Below is a look at the efficiency leader (the formula is $\text{efficiency} = (\text{PTS} + \text{REB} + \text{AST} + \text{STL} + \text{BLK}) - ((\text{FGA} - \text{FGM}) + (\text{FTA} - \text{FTM}) + \text{TO})$), the hockey +/- leader (differential in score while player is on the court), the PRA leader (points+rebounds+assists) and playing time leader for individual games.

Date	Opponent	SDSU Result	Efficiency	Hockey +/-	PRA	Playing Time
Nov. 19	UC SANTA BARBARA	L-ot 72-80	Slaughter+31	Manker+10	Slaughter42	Slaughter41:44
Nov. 22	MONMOUTH	W 69-65	Slaughter+19	Thomas+17	Heath27	Slaughter35:23
Nov. 27	UC SAN DIEGO	W 86-51	Manker+29	Heath/Slaughter ..+24	Manker31	Slaughter30:14
Dec. 1	SAN DIEGO	W 83-63	Manker+28	Manker+22	Heath+34	Slaughter34:46

2004-05 Efficiency Ratings

The National Basketball Association uses a formula to rank the most efficient players in the league. The formula is efficiency = (PTS + REB + AST + STL + BLK) - ((FGA - FGM) + (FTA - FTM) + TO). Below are San Diego State's efficiency Ratings for the 2003-04 season.

SEASON EFFICIENCY POINTS

Marcus Slaughter	.94
Chris Manker	.83
Brandon Heath	.58
Mohamed Camara	.36
John Sharper	.33
Matt Thomas	.24
Trimaine Davis	.17
Tyler Smith	.12
Jared Ines	.4
Tommy Johnson	.4
Shawn Weinstein	-.2
Chris Walton	-.6

SEASON EFFICIENCY POINTS PER GAME

Marcus Slaughter	.23.50
Chris Manker	.20.75
Brandon Heath	.14.50
Mohamed Camara	.9.00
John Sharper	.8.25
Matt Thomas	.6.00
Trimaine Davis	.4.25
Tyler Smith	.3.00
Jared Ines	.1.33
Tommy Johnson	.1.00
Shawn Weinstein	-.1.00
Chris Walton	-.6.00

SEASON EFFICIENCY POINTS PER MINUTE

Chris Manker	.0.716
Marcus Slaughter	.0.667
Jared Ines	.0.667
Trimaine Davis	.0.447
Brandon Heath	.0.436
Mohamed Camara	.0.414
Matt Thomas	.0.324
Tyler Smith	.0.286
John Sharper	.0.282
Tommy Johnson	.0.105
Chris Walton	-.0.500
Shawn Weinstein	-.0.667

2004-05 Hockey +/- Ratings

Hockey +/- tracks the team score while the player is on the court (total point team scored while on the court-total points team allowed while on the court).

HOCKEY +/- POINTS

Chris Manker	+42
Matt Thomas	+42
Marcus Slaughter	+38
Tyler Smith	+34
Brandon Heath	+32
John Sharper	+25
Mohamed Camara	+22
Trimaine Davis	+22
Jared Ines	+10
Shawn Weinstein	+10
Tommy Johnson	-7
Chris Walton	-15

HOCKEY +/- POINTS PER GAME

Chris Manker	+10.50
Matt Thomas	+10.50
Marcus Slaughter	+9.50
Tyler Smith	+8.50
Brandon Heath	+8.00
John Sharper	+6.25
Trimaine Davis	+5.50
Mohamed Camara	+5.50
Shawn Weinstein	+5.00
Jared Ines	+3.33
Tommy Johnson	-1.75
Chris Walton	-15.00

HOCKEY +/- POINTS PER MINUTE

Shawn Weinstein	+2.500
Jared Ines	+1.667
Tyler Smith	+0.810
Trimaine Davis	+0.579
Matt Thomas	+0.568
Chris Manker	+0.362
Marcus Slaughter	+0.270
Mohamed Camara	+0.253
Brandon Heath	+0.241
John Sharper	+0.214
Tommy Johnson	-0.184
Chris Walton	-0.517

2004-05 Win Share Ratings

Combines efficiency rating and hockey plus/minus rating into one value. Total number for all individual players added together equals the total number of team victories.

WIN SHARES

Marcus Slaughter	+0.6611
Matt Thomas	+0.6298
Chris Manker	+0.5408
Tyler Smith	+0.4272
Brandon Heath	+0.3497
Trimaine Davis	+0.3044
Mohamed Camara	+0.1907
John Sharper	+0.1723
Jared Ines	+0.0478
Shawn Weinstein	+0.0222
Tommy Johnson	-0.1138
Chris Walton	-0.2323

2004-05 Points/Rebounds/Assists

	0	1	3	5	10	11	15	20	21	31	33	42	50
	Tommy	Brandon	Chris	Travis	Shawn	Tyler	John	Trimaine	Matt	Jared	Chris	Marcus	Mohamed
Opponent	Johnson	Heath	Walton	Hanour	Weinstein	Smith	Sharper	Davis	Thomas	Ines	Manker	Slaughter	Camara
UC SANTA BARBARA	0/1/2	17/4/3*	0/1/1*	INJ	CD	0/0/0	8/3/2*	0/1/0	2/1/1	0/0/0	17/8/2	28/13/1*	0/5/0*
MONMOUTH	2/1/0	16/9/2*	INJ	INJ	CD	1/2/1	6/0/1*	2/3/0	8/5/6	CD	9/2/1*	18/7/0*	7/8/0*
UC SAN DIEGO	0/0/0	5/1/9*	INJ	INJ	0/0/0	3/2/4	9/1/2*	8/2/0	7/4/2	6/0/0	23/5/3*	20/4/3*	5/4/0*
SAN DIEGO	0/1/0	26/3/5*	INJ	INJ	0/0/0	0/2/2	13/1/1*	2/2/0	4/5/1	0/0/0	22/6/2*	12/12/3*	4/5/1*
at UC Santa Barbara													
at Washington													
CALIFORNIA													
SAINT MARY'S													
at Loyola Marymount													
CAL STATE FULLERTON													
at Iowa State													
PROVIDENCE													
SOUTH DAKOTA ST.													
*at Brigham Young													
*at UNLV													
*WYOMING													
*COLORADO ST.													
*at Air Force													
*at New Mexico													
*UTAH													
*BRIGHAM YOUNG													
*UNLV													
*at Colorado St.													
*at Wyoming													
*NEW MEXICO													
*AIR FORCE													
*at Utah													

* - Indicates starter. CD - Did Not Play-Coach's Decision. DNT - Did Not Travel. INJ - Did Not Play-Injured. * - Indicates Mountain West Conference Game. ` - 2005 Mountain West Conference Basketball Championship.

2004-05 Superlatives

Individual

Category	San Diego State	Opponent
Points Scored	28 by Marcus Slaughter vs. UCSB (11-19-04)	18 by Dejan Delic vs. Monmouth (11-22-04) 18 by Josh Davis vs. UC Santa Barbara (11-19-04)
Field Goals	9 by Chris Manker vs. UCSD (11-27-04)	7 by Brice Vounang vs. San Diego (12-1-04) 7 by Josh Davis vs. UC Santa Barbara (11-19-04) 7 by Casey Cook vs. UC Santa Barbara (11-19-04)
Field Goals Attempted	22 by Brandon Heath vs. UCSB (11-19-04)	13 by Brice Vounang vs. San Diego (12-1-04)
Highest FG Percentage (min. 5 made)	69.2 (9-13) by Chris Manker vs. San Diego (12-1-04) 69.2 (9-13) by Chris Manker vs. UCSD (11-27-04)	70.0 (7-10) by Josh Davis vs. UC Santa Barbara (11-19-04) 70.0 (7-10) by Casey Cook vs. UC Santa Barbara (11-19-04)
Highest FG Percentage (min. 10 made)	NA	NA
3-Point Field Goals Made	3 by Chris Manker vs. San Diego (12-1-04) 3 by Brandon Heath vs. San Diego (12-1-04) 3 by John Sharper vs. San Diego (12-1-04) 3 by John Sharper vs. UCSD (11-27-04) 3 by Brandon Heath vs. UCSB (11-19-04)	6 by Dejan Delic vs. Monmouth (11-22-04)
3-Point Field Goals Attempted	10 by Brandon Heath vs. UCSB (11-19-04)	10 by Dejan Delic vs. Monmouth (11-22-04)
3-Point Field Goal Percentage (min. 4 made)	NA	80.0 (4-5) by Josh Davis vs. UC Santa Barbara (11-19-04)
3-Point Field Goal Percentage (Min. 7 made)	NA	NA
Free Throws	12 by Marcus Slaughter vs. UCSB (11-19-04)	5 by Blake Hamilton vs. Monmouth (11-22-04)
Free Throws Attempted	14 by Marcus Slaughter vs. Monmouth (11-22-04) 14 by Marcus Slaughter vs. UCSB (11-19-04)	7 by Blake Hamilton vs. Monmouth (11-22-04)
Free Throw Percentage (min. 5 made)	1.000 (8-8) by Brandon Heath vs. Monmouth (11-22-04) 1.000 (5-5) by Chris Manker vs. UCSD (11-27-04)	71.4 (5-7) by Blake Hamilton vs. Monmouth (11-22-04)
Free Throw Percentage (min. 10 made)	85.7 (12-14) by Marcus Slaughter vs. UCSB (11-19-04)	NA
Offensive Rebounds	8 by Marcus Slaughter vs. UCSB (11-19-04)	4 by Nick Lewis vs. San Diego (12-1-04)
Defensive Rebounds	9 by Brandon Heath vs. San Diego (12-1-04)	6 by Marques Alston vs. Monmouth (11-22-04)
Total Rebounds	13 by Marcus Slaughter vs. UCSB (11-19-04)	7 by Marques Alston vs. Monmouth (11-22-04) 7 by Glenn Turner vs. UC Santa Barbara (11-19-04)
Assists	9 by Brandon Heath vs. UCSD (11-27-04)	5 by Ross Derogatis vs. San Diego (12-1-04) 5 by Tyler Azzarelli vs. Monmouth (11-22-04)
Blocked Shots	3 by Chris Manker vs. San Diego (12-1-04) 3 by Marcus Slaughter vs. UCSD (11-27-04)	2 by Cory Hallett vs. Monmouth (11-22-04)
Steals	5 by Brandon Heath vs. UCSD (11-27-04)	4 by Josh Davis vs. UC Santa Barbara (11-19-04)
Minutes Played	42 by Marcus Slaughter vs. UCSB (11-19-04)	41 by Chrismen Oliver vs. UC Santa Barbara (11-19-04)
Minutes Played (Regulation)	35 by Marcus Slaughter vs. Monmouth (11-22-04)	38 by Corey Belser vs. San Diego (12-1-04)

Team

SDSU High	SDSU Low	Category	Opponent High	Opponent Low
86 vs. UCSD (11-27-04)	69 vs. Monmouth (11-22-04)	Points Scored	80 vs. UCSB (11-19-04)	51 vs. UCSD (11-27-04)
32 vs. UCSD (11-27-04)	20 vs. Monmouth (11-22-04)	Field Goals	30 vs. UCSB (11-19-04)	16 vs. UCSD (11-27-04)
67 vs. UCSB (11-19-04)	47 vs. Monmouth (11-22-04)	Field Goals Attempted	62 vs. San Diego (12-1-04)	37 vs. UCSD (11-27-04)
60.4 vs. UCSD (11-27-04)	38.8 vs. UCSB (11-19-04)	FG Percentage	50.0 vs. UCSB (11-19-04)	41.2 vs. Monmouth (11-22-04)
10 vs. San Diego (12-1-04)	6 vs. Monmouth (11-22-04)	3-Point Field Goals Made	10 vs. Monmouth (11-22-04)	8 vs. UCSB/San Diego
26 vs. UCSB (11-19-04)	15 vs. Monmouth (11-22-04)	3-Point Field Goals Attempted	23 vs. UCSB/Monmouth	17 vs. UCSD (11-27-04)
41.7 vs. San Diego (12-1-04)	26.9 vs. UCSB (11-19-04)	3-Point Field Goal Percentage	52.9 vs. UCSD (11-27-04)	34.8 vs. UCSB (11-19-04)
23 vs. Monmouth (11-22-04)	13 vs. UCSB/San Diego	Free Throws Made	13 vs. Monmouth (11-22-04)	3 vs. San Diego (12-1-04)
33 vs. Monmouth (11-22-04)	18 vs. UCSB/San Diego	Free Throws Attempted	17 vs. UCSB (11-19-04)	5 vs. San Diego (12-1-04)
75.0 vs. UCSD (11-27-04)	69.7 vs. Monmouth (11-22-04)	Free Throw Percentage	83.3 vs. UCSD (11-27-04)	60.0 vs. San Diego (12-1-04)
18 vs. UCSB (11-19-04)	11 vs. UCSD (11-27-04)	Offensive Rebounds	11 vs. UCSB (11-19-04)	4 vs. Monmouth (11-22-04)
26 vs. Monmouth (11-22-04)	13 vs. UCSD (11-27-04)	Defensive Rebounds	25 vs. UCSB (11-19-04)	12 vs. UCSD (11-27-04)
41 vs. Monmouth (11-22-04)	24 vs. UCSD (11-27-04)	Total Rebounds	36 vs. UCSB (11-19-04)	20 vs. Monmouth (11-22-04)
17 vs. UCSB (11-19-04)	11 vs. UCSD/San Diego	Fouls	21 vs. Monmouth (11-22-04)	16 vs. UCSD/San Diego
1 vs. UCSB (11-19-04)	0 vs. Monmouth vs. UCSD	Fouled Out	1 vs. UCSB/San Diego	0 vs. UCSD (11-27-04)
23 vs. UCSD (11-27-04)	11 vs. Monmouth (11-22-04)	Assists	18 vs. Monmouth (11-22-04)	14 vs. UCSD (11-27-04)
19 vs. UCSB (11-19-04)	9 vs. UCSD (11-27-04)	Turnovers	27 vs. UCSD (11-27-04)	10 vs. Monmouth (11-22-04)
6 vs. San Diego (12-1-04)	2 vs. UCSB (11-19-04)	Blocked Shots	3 vs. UCSB/Monmouth	1 vs. UCSD/San Diego
15 vs. UCSD (11-27-04)	7 vs. Monmouth/San Diego	Steals	13 vs. UCSB (11-19-04)	6 vs. UCSD (11-27-04)
51 vs. UCSD, 2nd (11-27-04)	26 vs. UCSB, 1st (11-19-04)	Points/Half	36 vs. San Diego, 2nd (12-1-04)	22 vs. UCSD, 2nd (11-27-04)
65.4 vs. UCSD, 2nd (11-27-04)	29.2 vs. Monmouth, 1st (11-22-04)	FG Percentage/Half	58.3 vs. UCSB, 2nd (11-19-04)	31.6 vs. UCSD, 2nd (11-27-04)
4 vs. San Diego (12-1-04)	2 vs. Monmouth vs. UCSD	Double-Figure Scorers	4 vs. UCSB (11-19-04)	2 vs. UCSD (11-27-04)

Season and Career Highs

► 0 • TOMMY JOHNSON

	Season	Career
Points	2 vs. Monmouth, 11-22-04	18 vs. Troy St., 11-30-03
Rebounds	1 - three times	7 vs. IPFW, 12-30-02
Assists	2 vs. UCSB, 11-19-04	5 at Cal Poly, 11-30-02
Steals	1 vs. UCSD, 11-27-04	4 vs. Troy St., 11-30-03
Blocked Shots	1 vs. Monmouth, 11-22-04	2 - two times
Minutes	15 vs. UCSB, 11-19-04	33 vs. Troy St., 11-30-03

► 1 • BRANDON HEATH

	Season	Career
Points	26 vs. San Diego, 12-1-04	30 at Texas Tech, 12-13-03
Rebounds	9 vs. Monmouth, 11-22-04	9 vs. Monmouth, 11-22-04
Assists	9 vs. UCSD, 11-27-04	9 vs. UCSD, 11-27-04
Steals	5 vs. UCSD, 11-27-04	5 vs. UCSD, 11-27-04
Blocked Shots	1 vs. UCSB, 11-19-04	1 vs. UCSB, 11-19-04
Minutes	41 vs. UCSB, 11-19-04	43 at Colorado St., 1-24-04

► 3 • CHRIS WALTON

	Season	Career
Points	0	17 at BYU, 2-9-04
Rebounds	1 vs. UCSB, 11-19-04	10 - two times
Assists	1 vs. UCSB, 11-19-04	6 vs. Portland, 12-31-03
Steals	0	3 - six times
Blocked Shots	0	4 vs. UNM, 2-28-02
Minutes	29 vs. UCSB, 11-19-04	40 at CSU, 1-24-04

► 5 • TRAVIS HANOUR

	Season	Career
Points		11 - two times
Rebounds		7 vs. Utah, 1-18-03
Assists		3 vs. Wash. St., 2-10-01
Steals		2 vs. Texas Tech, 1-6-03
Blocked Shots		2 vs. Chaminade, 11-20-00
Minutes		35 vs. Utah, 1-18-03

► 10 • SHAWN WEINSTEIN

	Season
Points	0
Rebounds	0
Assists	0
Steals	0
Blocked Shots	0
Minutes	3 vs. UCSD, 11-27-04

► 11 • TYLER SMITH

	Season
Points	3 vs. UCSD, 11-27-04
Rebounds	2 - three times
Assists	4 vs. UCSD, 11-27-04
Steals	1 vs. San Diego, 12-1-04
Blocked Shots	0
Minutes	18 vs. UCSD, 11-27-04

► 15 • JOHN SHARPER

	Season	Career
Points	13 vs. San Diego, 12-1-04	13 vs. San Diego, 12-1-04
Rebounds	3 vs. UCSB, 11-19-04	5 vs. UCSD, 12-2-02
Assists	2 - two times	4 at Arizona, 12-22-03
Steals	3 vs. UCSD, 11-27-04	3 - two times
Blocked Shots	0	none
Minutes	40 vs. UCSB, 11-19-04	40 vs. UCSB, 11-19-04

► 20 • TRIMAINE DAVIS

	Season	Career
Points	8 vs. UCSD, 11-27-04	8 - two times
Rebounds	3 vs. Monmouth, 11-22-04	4 - three times
Assists	0	1 - three times
Steals	1 vs. Monmouth, 11-22-04	1 - seven times
Blocked Shots	0	2 at CSU, 3-3-03
Minutes	16 vs. Monmouth, 11-22-04	19 vs. UCSD, 12-2-02

► 21 • MATT THOMAS

	Season
Points	8 vs. Monmouth, 11-22-04
Rebounds	5 - two times
Assists	6 vs. Monmouth, 11-22-04
Steals	3 vs. UCSD, 11-27-04
Blocked Shots	0
Minutes	27 vs. Monmouth, 11-22-04

► 33 • CHRIS MANKER

	Season	Career
Points	23 vs. UCSD, 11-27-04	23 vs. UCSD, 11-27-04
Rebounds	8 vs. UCSB, 11-19-04	9 vs. UCSD, 12-6-03
Assists	3 vs. UCSD, 11-27-04	3 vs. UCSD, 11-27-04
Steals	3 vs. UCSB, 11-19-04	3 vs. UCSB, 11-19-04
Blocked Shots	3 vs. San Diego, 12-1-04	3 vs. San Diego, 12-1-04
Minutes	35 vs. UCSB, 11-19-04	35 vs. UCSB, 11-19-04

► 42 • MARCUS SLAUGHTER

	Season	Career
Points	28 vs. UCSB, 11-19-04	28 vs. UCSB, 11-19-04
Rebounds	13 vs. UCSB, 11-19-04	15 at UNLV, 2-17-04
Assists	3 - two times	4 at Saint Mary's, 1-6-04
Steals	4 vs. UCSB, 11-19-04	5 at UNM, 2-28-04
Blocked Shots	3 vs. UCSD, 11-27-04	3 vs. UCSD, 11-27-04
Minutes	42 vs. UCSB, 11-19-04	42 vs. UCSB, 11-19-04

► 50 • MOHAMED CAMARA

	Season
Points	7 vs. Monmouth, 11-22-04
Rebounds	8 vs. Monmouth, 11-22-04
Assists	1 vs. San Diego, 12-1-04
Steals	2 vs. San Diego, 12-1-04
Blocked Shots	1 - three times
Minutes	31 vs. San Diego, 12-1-04

2004-05 Miscellaneous Statistics

San Diego State's Record When...

Category	This Season	Fisher Era	SDSU Streak
Home	3-1	54-29	Won 3
Away	0-0	15-47	Lost 10
Neutral	0-0	4-4	Lost 2
Scoring First	0-1		Lost 7
Opponent Scores First	3-0		Won 3
Leading at Half	2-0	53-13	Won 4
Trailing at Half	1-1	17-67	Won 1
Tied at Half	0-0	3-0	
Leading with 5:00 Left	2-0		Won 2
Trailing with 5:00 Left	1-1		Won 1
Tied with 5:00 Left	0-0		Won 1
In Overtime	0-1	1-9	Lost 3
SDSU Outrebounds Opp.	3-1	51-31	Won 3
SDSU is Outrebounced	0-0	22-47	Lost 2
Opp. Commits More TOs	1-0	46-19	Won 1
SDSU Commits More TOs	2-1	23-55	Won 2
SDSU More FT Attempts	3-1	49-24	Won 3
Opp. More FT Attempts	0-0	22-56	Lost 10
SDSU Shoots Better than Opp.	3-0	57-19	Won 3
Opp. Shoots Better than SDSU	0-1	14-60	Lost 4
SDSU Shoots 50% or Better	2-0	27-10	Won 4
SDSU Shoots 40-50%	1-0	37-35	Won 1
SDSU Shoots 40% or Less	0-1	9-35	Lost 2
Opp. Shoots 50% or Better	0-1	8-22	Lost 3
Opp. Shoots 40-50%	3-0	34-51	Won 3
Opp. Shoots 40% or Less	0-0	32-6	Won 1
SDSU Bench Outscores Opp.	1-1	39-30	Won 1
Opp. Bench Outscores SDSU	2-0	32-46	Won 2
SDSU Scores Less Than 60	0-0	2-24	Lost 4
SDSU Scores Between 60-69	1-0	18-31	Won 1
SDSU Scores Between 70-79	0-1	28-16	Lost 1
SDSU Scores Between 80-89	2-0	18-9	Won 2
SDSU Scores Between 90-99	0-0	7-0	Won 7
SDSU Scores 100+	0-0	0-0	Won 23
Opp. Scores Less Than 60	1-0	25-4	Won 1
Opp. Scores Between 60-69	2-0	30-12	Won 2
Opp. Scores Between 70-79	0-0	18-32	Lost 3
Opp. Scores Between 80-89	0-1	0-20	Lost 29
Opp. Scores Between 90-99	0-0	0-10	Lost 20
Opp. Scores 100+	0-0	0-2	Lost 8
Wearing Black	0-0		Lost 5
Wearing Red	2-0		Won 2
Wearing White	1-1		Won 1
On Monday	1-0		Won 1
On Tuesday	0-0		Lost 3
On Wednesday	1-0		Won 4
On Thursday	0-0		Lost 1
On Friday	0-1		Lost 1
On Saturday	1-0		Won 1
On Sunday	0-0		Lost 1
In November	2-1		Won 2
In December	1-0		Won 2
In January	0-0		Lost 3
In February	0-0		Lost 1
In March	0-0		Lost 3

STARTING LINEUPS

SF	PF	C	SG	PG	W-L
Slaughter	Walton	Camara	Sharper	Heath	0-1
Slaughter	Manker	Camara	Sharper	Heath	3-0

LEADS AND DEFICITS

SDSU Biggest Halftime Lead	11 vs. San Diego (12-1-04)
SDSU Biggest Halftime Lead Lost	none
SDSU Biggest Halftime Lead Lost in a Loss	none
SDSU Biggest Halftime Deficit	5 vs. UC Santa Barbara (11-19-04)
SDSU Biggest Halftime Deficit Overcome	5 vs. UC Santa Barbara (11-19-04)
SDSU Biggest Halftime Deficit Overcome for Victory	3 vs. Monmouth (11-22-04)
SDSU Biggest Lead	35 vs. UC San Diego (11-27-04)
SDSU Biggest Lead Lost	3 vs. UC Santa Barbara/vs. UCSD
SDSU Biggest Lead Lost in a Loss	3 vs. UC Santa Barbara (11-19-04)
SDSU Biggest Deficit	18 vs. Monmouth (11-22-04)
SDSU Biggest Deficit Overcome	18 vs. Monmouth (11-22-04)
SDSU Biggest Deficit Overcome for Victory	18 vs. Monmouth (11-22-04)

TEAM LEADER IN SCORING

	SEASON	CAREER
Marcus Slaughter	2	3
Brandon Heath	1	10
Chris Manker	1	1

TEAM LEADER IN REBOUNDING

	SEASON	CAREER
Marcus Slaughter	2	12
Brandon Heath	1	1
Chris Manker	1	1

TEAM LEADER IN ASSISTS

	SEASON	CAREER
Brandon Heath	3	5
Matt Thomas	1	1

DOUBLE FIGURE SCORING GAMES

	SEASON	CAREER
Marcus Slaughter	4	13
Brandon Heath	3	24
Chris Manker	3	5
John Sharper	1	1

20-PLUS SCORING GAMES

	SEASON	CAREER
Chris Manker	2	2
Marcus Slaughter	2	2
Brandon Heath	1	10

DOUBLE FIGURE REBOUNDING GAMES

	SEASON	CAREER
Marcus Slaughter	2	6

DOUBLE FIGURE ASSIST GAMES

	SEASON	CAREER
none		

DOUBLE-DOUBLES

	SEASON	CAREER
Marcus Slaughter	2	4

MISSED GAMES DUE TO INJURY

	SEASON
Travis Hanour	4
Chris Walton	3
TOTAL	7

TOP SCORING PERFORMANCES

28, Marcus Slaughter vs. UCSB (11-19-04)
26, Brandon Heath vs. San Diego (12-1-04)
23, Chris Manker vs. UC San Diego (11-27-04)
22, Chris Manker vs. San Diego (12-1-04)
20, Marcus Slaughter vs. UC San Diego (11-27-04)
18, Marcus Slaughter vs. Monmouth (11-22-04)
17, Brandon Heath vs. UCSB (11-19-04)
17, Chris Manker vs. UCSB (11-19-04)
16, Brandon Heath vs. Monmouth (11-22-04)

TOP REBOUNDING PERFORMANCES

13, Marcus Slaughter vs. UCSB (11-19-04)
12, Marcus Slaughter vs. San Diego (12-1-04)
9, Brandon Heath vs. Monmouth (11-22-04)
8, Mohamed Camara vs. Monmouth (11-22-04)
8, Chris Manker vs. UCSB (11-19-04)

TOP ASSISTS PERFORMANCES

9, Brandon Heath vs. UC San Diego (11-29-04)
6, Matt Thomas vs. Monmouth (11-22-04)
5, Brandon Heath vs. San Diego (12-1-04)
4, Tyler Smith vs. UC San Diego (11-27-04)

TOP 3-POINT FG PERFORMANCES

3, Brandon Heath vs. San Diego (12-1-04)
3, Chris Manker vs. San Diego (12-1-04)
3, John Sharper vs. San Diego (12-1-04)
3, John Sharper vs. UC San Diego (11-27-04)
3, Brandon Heath vs. UCSB (11-19-04)

TOP EFFICIENCY POINT PERFORMANCES

31, Marcus Slaughter vs. UCSB (11-19-04)
29, Chris Manker vs. UC San Diego (11-27-04)
28, Chris Manker vs. San Diego (12-1-04)
26, Marcus Slaughter vs. UC San Diego (11-27-04)
23, Brandon Heath vs. San Diego (12-1-04)
20, Chris Manker vs. UCSB (11-19-04)
19, Marcus Slaughter vs. Monmouth (11-22-04)