

AZTEC BASKETBALL

2006 NCAA TOURNAMENT, MWC REGULAR SEASON CHAMPS, MWC TOURNAMENT CHAMPS

GAME NO. 28



No. 21/22 **BYU** (21-6/11-2) at
San Diego St. (19-8/8-5)

Saturday, February 24, 2007
3:05 p.m. PST (tip)

Cox Arena at Aztec Bowl
(12,414)

San Diego, Calif.

▶ TELEVISION

CSTV. Tom Hart (play-by-play), Steve Lappas (analysis), Rick Angelo (producer) and Steve Turnberger (director).

Channel Listings: Cox Cable San Diego 319, Time Warner San Diego 415, Time Warner Carlsbad 166, DirecTV 610, Dish Network 152.

Satellite Information: Galaxy 11; Transponder: K19 Upper; Down-link Frequency: 12089.000 (H); Symbol Rate: 13; FEC: 3/4; Encoders Tandberg: 4:2:2.

▶ RADIO

XX Sports Radio 1090-AM and 105.7-FM. Ted Leitner (play-by-play) will call the action. Pregame coverage begins 30 minutes prior to tip-off with Jack Cronin serving as host.

▶ WEB

Live audio and real-time statistics are available on SDSU's official athletic department web site at goaztecs.com. SDSU's postgame press conference is also available via the official web site.

Two Hottest Teams in the Mountain West Conference Tangle at Cox on Saturday as SDSU Plays Host to BYU

San Diego State (19-8 overall; 8-5 MWC), winners of six of its last seven games, looks to secure its second consecutive 20-win season for the first time in the school's Division I history and the first time in 40 years when the Aztecs play host to 21st/22nd-ranked Brigham Young (21-6 overall; 11-2 MWC) on Saturday afternoon at Cox Arena.

Game time is set for 3 p.m. PT and the contest will be televised by CSTV. The game can also be heard up and down the west coast on XX Sports Radio (1090-AM and 105.7-FM in San Diego).

On Tuesday, SDSU responded from its only loss in more than a month (since Jan. 23rd), with an 81-74 overtime victory at New Mexico. It marked the Aztecs' sixth win in 29 all-time meetings in Albuquerque and the second consecutive season San Diego State won at The Pit.

Senior guard Brandon Heath became the first Aztec player to record a 30-point game this season as he scored a game-high 30 points on the strength of five three-point field goals. Junior forward Jerome Habel posted his first double-double with 18 points and a career-high 12 rebounds. Sophomore Lorenzo Wade flirted with the first triple-double in the 86-season history of Aztec basketball with 16 points, nine rebounds and a career-high eight assists. Sophomore Richie Williams made a critical three-pointer late in regulation and added seven assists and just two turnovers in 40 minutes.

For the second time this season and for the 14th time in the Steve Fisher era, SDSU rallied from a double-digit deficit to win. SDSU held the Lobos to 36.8 percent field goal shooting overall and 27.3 percent (9-of-33) from three-point range. The Aztecs enjoyed a 50-42 rebound advantage in the contest despite senior forward Mohamed Abukar, SDSU's second leading scorer and rebounder on the season, playing just 28 minutes due to foul trouble.

San Diego State, which defeated 15th/13th-ranked Air Force by 21 points earlier in the month, is looking to win consecutive games against nationally-ranked teams since 1988 and will try to win games against two top-25 teams in one month for the first time since December, 1978.

The Aztecs have won five straight home games, are 12-2 at home this season and have won 23 of their last 26 games played at Cox Arena. In its last two home contests, San Diego State has defeated the 16th-ranked RPI team in Air Force (62-41) and the 10th-ranked RPI team in UNLV (67-52).

Saturday marks the 60th meeting between the long-time rivals, with the Cougars owning a 40-19 series lead. BYU handed SDSU its worst loss of the season on Jan. 6, an 80-58 setback in Provo. Despite that loss, the Aztecs have won three of the last five games overall, including the last three encounters in San Diego.

▶ THE DIFFERENCE

San Diego State's recent run of good play can be traced to its solid effort on the defensive end of the court. The Aztecs have held eight of their last nine opponents to 41 percent field goal shooting or less. Below is a look at some of the key components in SDSU's recent run.

MWC Statistics	First 7	Last 6
Record	2-5	5-1
Double-Digit Wins	0	4
Gms. Lost when Up in Final Min.	2	0
PPG	64.8	71.6
Opp. PPG	69.0	62.4
Scoring Margin	-4.2	+9.2
Opp. Field Goal Pct.	44.7	39.5
Opp. 3-Point Field Goal Pct.	36.2	28.9
Turnovers/Game	14.0	12.7
TO Margin	-0.67	+3.58
Blocks+Steals/Game	10.50	14.71

INSIDE...

Page	
Broadcast Flip Card14
Updated Bios16
Statistics49

■ At 19-8, San Diego State has matched its best record after 27 games since the 1984-85 squad opened the campaign 21-5.

▷ *One of the Best Starts Ever, Page 7*

■ One common theme for the Aztecs during the recent winning streak had been their stellar defensive effort. San Diego State has held eight of its last nine opponents to 41 percent or less from the field.

▷ *Bringing Back the D, page 8*

■ Senior Brandon Heath continues his storybook season. The college graduate is the SDSU all-time leader in points and steals and is the MWC all-time chart topper in points, steals and three-point field goals.

▷ *Heath Making Case to Defend League MVP, page 8*

■ Reaching the 74-point plateau seems to bring good fortune for the Aztecs as they have done so 33 times since the beginning of last season and have a record of 30-3 in those games.

▷ *74 is the Magic Number, page 9*

AZTECS AT-A-GLANCE (19-8 OVERALL/8-5 MOUNTAIN WEST)

No.	Name (Career G/GS)	Pos.	Ht.	Wt.	Cl.	PPG	RPG	Misc.	Note	▶ - Probable Starters
1	▶ Brandon Heath (119/114)	G	6-4	203	Sr.	19.1	3.9	3.6 apg	52 straight gms. w/10+ pts.; 2,067 career points; 28 assists in last 6 gms.	
2	Jer'Vaughn Johnson (25/1)	F	6-6	254	Fr.	2.7	2.2	57.4 FG%	67 pts. and 54 rebs. this season; 11 rebounds in last 35 mins. on court	
3	▶ Richie Williams (60/58)	G	5-9	162	So.	7.3	3.9	4.5 apg	3rd in MWC in asts. & 1st in stl.; 31-of-62 3FGs; SDSU 13-1 when 5+ asts.	
4	▶ Jerome Habel (23/16)	F	6-10	200	Jr.	11.0	6.3	60.3 FG%	124 points in last 10 gms. (12.4 ppg); 11 games with multiple blk. shots	
5	Jon Pastorek (20/0)	F	6-8	209	Fr.	1.6	0.8	0.3 apg	Played 10+ min. in 7 gms.; 13 points vs. UCSD; 4 TO in last 92 mins.	
10	Brandon Martin (9/0)	G	6-1	175	Fr.	0.2	0.6	0.2 apg	Walk-on that has played in nine games; 20 minutes with one TO	
21	Matt Thomas (59/18)	G	6-4	213	Jr.	1.5	1.5	2.0 apg	Missed eight straight gms.; Started vs. BYU; Team-high 4 asts. vs. BYU	
30	Chris Lamb (24/4)	C	6-10	245	So.	1.7	1.0	59.1 FG%	Four starts this season; Scored 29 pts. this season after scoring four last year	
31	▶ Lorenzo Wade (62/18)	F	6-6	228	So.	11.1	5.4	2.3 apg	17 game w/10+ pts.; Last 11 gms.: 11.8 ppg, 7.1 rpg, 3.2 apg, 1.7 bpg	
32	David Velasquez (3/0)	G	5-11	175	Sr.	0.0	0.0	2 mins.	Fifth-year student manager who dressed the last seven games	
33	Kyle Spain (53/44)	F	6-5	229	So.	7.0	4.7	1.2 spg	CH 22 pts. (7-9 FGs) and 5 rebs. vs. CSU; SDSU 16-2 when he scores 10+	
34	▶ Mohamed Abukar (86/47)	F	6-10	229	Sr.	15.3	5.8	1.6 apg	SDSU is 30-9 when scores 10+; 85.7 FT pct.; SDSU 9-2 when FG pct. ≥ 50 percent	

Head Coach: Steve Fisher (Illinois State, 1967) • 308-196 (16th full season overall) • 124-114 (eighth season at SDSU)

Assistant Head Coach: Brian Dutcher (Minnesota, 1982) **Assistant Coaches:** Gregg Gottlieb (UCLA, 1995), Justin Hutson (CS Bakersfield, 1994)

Director of Operations: Mark Fisher (Michigan, 2001) **Director of Player Development:** Matt Soria (San Diego State, 2002)

Athletic Trainer: Mark Haines (Metropolitan State College, 1987)

Media Information

▶ SDSU BASKETBALL CONTACTS

Mike May,
Assistant AD/MRD
Office (619) 594-5547
Cell (619) 957-8372
Home (619) 644-1767
Fax (619) 582-6541
E-Mail mmay@mail.sdsu.edu
Web goaztecs.com

Darin Wong,
Assistant Media Relations Director
Office (619) 594-5547
E-Mail dwong@mail.sdsu.edu

▶ WEEKLY PRESS CONFERENCES

For the seventh consecutive season, Steve Fisher will conduct a weekly news conference, followed by selected players.

Food courtesy Da Kine's will be provided prior to the news conference.

The next news conference is scheduled for **Thursday, March 1** at Cox Arena on the Mezzanine Level. Contact the media relations office for specific times.

▶ MWC TELECONFERENCE

SDSU coach Steve Fisher will take part in the MWC weekly conference call every Monday beginning in January. The conference call begins at 9 a.m. PT, with Fisher going at 9:02-9:12 a.m. PT.

▶ GOAZTECS.COM

The official website of SDSU athletics, goaztecs.com, includes pregame notes, game and season statistics, postgame notes and quotes and quotes from weekly news conferences. The website is updated daily.

▶ AZTEC SPORTS WEEKLY

Once again this season, SDSU is teaming up with Channel 4 San Diego to produce Aztec Sports Weekly.

The 30-minute sports magazine show highlights the week in San Diego State athletics. Each week head coach Steve Fisher and a men's basketball player will review the previous week's action and look ahead to upcoming games.

Storylines and Tidbits

▶ At 19-8, San Diego State has matched its best record after 27 games since the 1984-85 squad opened the campaign 21-6. This matches the third best record by an Aztec squad through 27 games in the 37-season Division I history of the school. SDSU was also 19-8 after 27 games last season and went on to win a Division I school record 24 games and advanced to the NCAA Tournament.

One of the Best Starts Ever, Page 7

▶ As of Friday morning, San Diego State and Florida are the only two teams in the country that have recorded two victories over top-16 RPI teams during the month of February. The Gators have wins over Tennessee (94-78) and Kentucky (64-61), while the Aztecs own wins over Air Force (62-41) and UNLV (67-52). The top-16 RPI teams this month have compiled a 73-24 record (75.3 percent).

Beating the Best, Page 7

▶ Since RPI data is available dating back to the 1993-94 season (the past 14 seasons), San Diego State's victories over Air Force and UNLV are the two highest rated RPI teams the Aztecs have defeated.

Best Wins in School History, Page 7

▶ As previously noted, San Diego State is looking for its 20th victory of the season on Saturday. Below are a few tidbits on what the significance of that accomplishment would mean.

- Coupled with the 24-win campaign last season, San Diego State would post its second consecutive 20-win season for the first time in the Division I era (covering 37 seasons). It would mark the first consecutive 20-win campaigns since 1966-67 and 1967-68.

- San Diego State would record its third 20-win season under Steve Fisher, its fifth 20-win campaign of the Division I era and the 12th in the 86 year history of the program. If accomplished, Fisher will have guided SDSU to three 20-win seasons in the last six years after the Aztecs had no 20-win campaigns in the previous 16 seasons and just two 20-win seasons in the previous 33 seasons.

- Steve Fisher would have his ninth 20-win campaign in 16 full seasons as a head coach.

▶ San Diego State has won six of its last seven games, winning three conference road games during that stretch and defeating two top-16 RPI teams during the run. Numbers on the front page show how defense has been the major catalyst for San Diego State during the run. The Aztecs have held eight of their last nine opponents below their season average in field goal percentage.

▶ One common theme for the Aztecs during the recent winning streak had been their stellar defensive effort. San Diego State has held eight of its last nine opponents to 41 percent or less from the field (Wyoming shooting 50.9 percent from the field last Saturday is the lone exception). In the last nine games, SDSU opponents shot 203-520 from the field (39.0 percent). In eight of those nine games, SDSU outshot its opponent, which is typically a good indication of what the outcome will be. The Aztecs are 16-3 this season and 98-26 under Steve Fisher when owning a better field goal percentage than its opponent. SDSU has held 11 consecutive opponents to less than 40 percent shooting from three-point distance and has held a turnover margin advantage in seven of the last 10 contests.

Bringing Back the D, Page 8

▶ San Diego State's five-game conference winning streak earlier this month was one of the most impressive in school history. The streak was the second longest in the Mountain West Conference era (the Aztecs won eight straight last season) and tied for the eighth longest streak in the 86-season history of the program. It was just the third time since 1979 that SDSU has won at least five consecutive conference games.

▶ San Diego State went 3-0 a year ago against the teams and at the venues remaining on their 2006-07 schedule. In addition, this season's Aztec squad navigated the first 13 conference games just two games behind last season's MWC record-setting team when comparing opponent and venue. Last season, SDSU dropped games at Air Force, at Brigham Young and Utah. Thus far, the Aztecs have losses at Air Force, at Brigham Young, at UNLV and a pair of defeats against Wyoming. The four MWC road losses are to teams that have posted a 55-3 record at home this season. In addition, the Aztecs have led in the final minute of two of their five MWC losses this season.

Turning the Corner, Page 7

▶ The Aztecs are 8-5 in Mountain West Conference play and posted their third consecutive league rotation with a .500 or better record when they opened MWC play at 4-4. In each of the two seasons in the MWC era that SDSU has advanced to the NCAA Tournament (2002 and 2006), the Aztecs posted impressive conference records in the second half of the season. In the second rotation of league play, the Aztecs went 5-2 in 2002 and 6-2 in 2006, marking the only time in seven previous MWC seasons that SDSU finished with an above .500 record in the second rotation of league play. San Diego State is off to a good start in 2007, posting a 4-1 record in the league's second rotation.

Second Half Success, Page 7

▶ SDSU has enjoyed success of late despite a nine-game shooting slump from three-point range. The Aztecs have made no more than 40 percent of their attempts in each of the last nine games and are 43-of-148 (29.1 percent) during that stretch. The Aztecs failed to make a trey in the win over Utah (0-for-7) and went a total of 44:13 between Brandon Heath three-point field goals (went without a three-point field goal from four seconds left in the UNLV game until 4:09 into the TCU contest).



▶ THE SERIES

San Diego State and Brigham Young are meeting for the 60th time, with the Cougars owning a 40-19 series advantage... The Cougars won the earlier meeting between the teams, handing SDSU its largest margin of defeat this season (80-58 on Jan. 6th in Provo)... The Aztecs have won the last three games played between the teams at Cox Arena by margins of four, eight and 27 points last season... The last three games between the teams have been lopsided and decided by a total of 59 points... However, seven of the last 13 games have been decided by four points or less or in overtime... The team that committed fewer turnovers has won 12 of the last 14 meetings... Brandon Heath needs just seven points to reach 100 career points against the Cougars (SDSU career stats vs. BYU on page 5).

▶ SAN DIEGO STATE

Record; MWC: 19-8; 8-5 MWC
Last Game: at UNM (ot-W, 81-74)
Streak; Last 5: W, 1; 4-1
RPI/Sagarin Rating: 54/73
Head Coach: Steve Fisher
Career Record: 308-196 (16th full)
SDSU Record: 124-114 (8th)
vs. Brigham Young: 7-10

▶ BRIGHAM YOUNG

Record; MWC: 21-6; 11-2 MWC
Last Game: vs. CSU (W, 76-67)
Streak; Last 5: W, 8; 5-0
RPI/Sagarin Rating: 20/43
Head Coach: Dave Rose
Career Record: 41-15 (2nd)
BYU Record: 41-15 (2nd)
vs. SDSU: 2-1
All numbers as of Friday, Feb. 23.

▶ BRINGING THE D

Below is a look at how recent Aztec opponents have fared shooting the ball compared with their current season average.

Opponent	Season	Game
at 13/11 Air Force	49.7	39.0
at UNLV	44.1	35.9
Utah	49.0	37.3
at TCU	40.5	39.1
15/13 Air Force	49.7	36.2
at Colorado State	49.1	40.3
UNLV	44.1	36.8
at Wyoming	46.2	50.9
at New Mexico	45.7	36.8

SCHEDULE/RESULTS (19-8 OVERALL/8-5 MOUNTAIN WEST)

Date	Opponent (Television)	Time/Result	Note	Record	RPI	Sagarin
Shamrock Invitational (Moraga, Calif.)						
N.10	vs. Murray State	W, 87-84	▶ Heath hits game-winning shot near mid-court as time expires	15-13	171	206
N.11	at Saint Mary's	W, 74-73	▶ Aztecs knot series at 3-3, Abukar leads all scorers with 21 points	14-14	166	132
N.12	vs. Seattle Pacific	W, 76-73	▶ SDSU has four scorers in double figures; Abukar records first double-double (22 pts., 10 rebs.)	---	---	---
N.15	UC SAN DIEGO (The mtn.)	W, 84-48	▶ SDSU never trails; Aztecs remain unbeaten vs. UCSD, improve to 8-0 all-time	---	---	---
N.18	CALIFORNIA (Versus)	W, 86-79	▶ Habel: 23 pts., 7 rebs., 3 blks.; Snaps 7-game losing streak vs. Pac-10	14-13	69	75
N.21	UC RIVERSIDE	W, 79-45	▶ Spain scores 18 (6-6 FGs); Largest margin vs. DI opponent since 1987	6-21	311	312
N.25	at UC Santa Barbara	W, 76-72	▶ Heath scores SH 29 points, including 23 after half; rally from 8 pt. second half deficit	15-10	150	143
N.29	SAN DIEGO (Ch. 4 San Diego)	W, 79-76	▶ Abukar scores TH 22; Heath 6-for-6 from FT line in final 4 min to seal the win	15-12	177	148
D.2	at Western Michigan	L, 73-84	▶ Aztecs shoot season-low 44.1 percent from the field; Abukar scores 17 in defeat	13-14	137	129
San Diego SLAM (Cox Arena; San Diego, Calif.)						
D.9	Oklahoma St. vs. Ball St. (Ch. 4 San Diego)	OSU, 75-56	▶ SDSU will face Pac-10 team in event for 3rd straight year (Cal in '04, WSU in '05)			
D.9	(14/15) ARIZONA (Ch. 4 San Diego)	L, 48-69	▶ Big 12 Conference vs. Mid-American Conference in opener	17-9	13	12
D.12	CAMPBELL	W, 119-82	▶ Aztecs score 119 points, fourth most in school history, Wade CH 21, Johnson CH 17	12-16	286	278
D.16	LOYOLA MARYMOUNT (The mtn.)	W, 74-63	▶ Heath becomes MWC's all-time scoring leader, finishes with 25 points	12-16	167	171
D.21	at Washington State (FSN Northwest)	L, 54-64	▶ Heath scores game-high 20 points in 40 minutes of action	22-5	25	14
D.30	LAFAYETTE (The mtn.)	W, 78-68	▶ Abukar ties career high with 26 points, Heath - 20 pts., Wade - 11 pts., CH 4 blocks	9-19	279	288
J.3	*WYOMING (Ch. 4 San Diego)	L, 65-66	▶ Heath passes Michael Cage to become SDSU's all-time leading scorer	15-12	114	106
J.6	*at Brigham Young (Versus)	L, 58-80	▶ Aztecs shoot 40 percent from field, drop second straight MWC game	21-6	20	43
J.13	*COLORADO STATE (CSTV)	W, 81-76	▶ Spain scores career-high 22 points; Wade 13 points, career-best nine rebounds	15-11	120	113
J.17	*NEW MEXICO (The mtn.)	W, 73-68	▶ Wade records first career double-double with 13 points, 12 rebounds	15-13	134	122
J.20	*at (13/11) Air Force (Versus)	L, 51-56	▶ SDSU commits season-low 9 turnovers, can't overcome 15.0 percent 3FG shooting	23-5	16	18
J.23	*at UNLV (Versus)	L, 61-68	▶ Wade gets second career double-double w/11 points, 11 rebounds; Heath: 20 points	23-6	11	36
J.27	*UTAH (CSTV)	W, 63-53	▶ Four players score in double figures; SDSU overcomes 11-point second-half deficit	9-17	139	145
J.31	*at TCU (The mtn.)	W, 76-71	▶ Heath records first career double-double with 22 points and 10 rebounds	10-15	218	203
F.6	*(15/13) AIR FORCE (CSTV)	W, 62-41	▶ Aztecs' 21-point margin of victory is the largest over a ranked foe in school history	23-5	16	18
F.10	*at Colorado State (The mtn.)	W, 81-66	▶ Abukar posts second career double-double with 19 points and 10 rebounds	15-11	120	113
F.13	*UNLV (The mtn.)	W, 67-52	▶ San Diego State commits a school-matching MWC record seven turnovers	23-6	11	36
F.17	*at Wyoming (The mtn.)	L, 71-80	▶ Heath scores 22 points, Habel contributes 18 points and nine rebounds	15-12	114	106
F.20	*at New Mexico (The mtn.)	ot-W, 81-74	▶ Heath becomes first Aztecs to score 30 points in all four seasons with 30 points	15-13	134	122
F.24	*BRIGHAM YOUNG (CSTV)	3 p.m. PST	▶ SDSU has defeated Cougars three straight seasons at Cox Arena	21-6	20	43
F.27	*at Utah (The mtn.)	7 p.m. MST	▶ Aztec victory last season snapped SDSU's 22-game losing streak at Utah	9-17	139	145
M.3	*TCU (The mtn.)	3 p.m. PST	▶ SDSU rallied from a double-digit second-half deficit to defeat the Frogs at Cox in '06	10-15	218	203
Mountain West Conference Basketball Tournament (Thomas & Mack Center, Las Vegas, Nev.)						
M.6-10 MWC Championships ▶ SDSU will look to defend its 2006 title; Return to arena where it won 2002 crown						
* - Indicates Mountain West Conference game. Record, RPI and Sagarin is current as of Friday, Feb. 23, 2007.						

▶ The Aztecs are 12-2 at home this season and 25-4 at Cox Arena since the beginning of the 2004-05 season. San Diego State has won 24 consecutive home games when leading by at least 10 points at any time during the game.

▶ Senior guard **Brandon Heath** continues his storybook season. The college graduate is the San Diego State and the MWC's all-time leader in points and steals, and last Tuesday in the game against UNLV he surpassed the 2,000-point plateau. Among all active Division I players, he is fifth in 20-point scoring games with 51, tied for fifth in consecutive double-digit scoring games with 52 and ninth in career points with 2,067. He is a preseason John Wooden Award candidate as the nation's top player and is one of 30 nominees for the Lowe's Senior CLASS Award, presented annually to the basketball player who excels on and off the court. Heath has 106 career double-digit scoring efforts in 119 games and has 51 games with 20 or more points. He has earned Mountain West Conference player of the week honors seven times in his career. Heath, who graduated in December with a degree in sociology, currently ranks among the MWC top six in five statistical categories, including scoring (2nd), steals (3rd), three-point field goals made (3rd), assists (6th) and assist-to-turnover ratio (6th). The senior posted his first career double-double game with 22 points, 10 rebounds and six assists at TCU. He is coming off his fourth career 30-point effort as he had 30 points at New Mexico on Tuesday night. He is the first player in school history to record a 30-point scoring game in all four of his Aztec seasons. **Heath Making Case to Defend League MVP, Page 8**

▶ During their recent solid play, San Diego State has used a lethal run, typically in the second half, to put its opponent away. Below is a look at those runs, a key stat that helped lead the Aztecs to victory.

Date	Opponent	Score Before	Run	Score After	Final	Run Note
Jan. 27	Utah	Utah, 40-29	18-2	SDSU, 47-42	SDSU, 63-53	Utah 1-13 FGs, 5 turnovers as SDSU rallies from 11
Jan. 31	at TCU	TCU, 45-42	11-0	SDSU, 53-45	SDSU, 76-71	TCU 0-5 FGs, 3 turnovers; SDSU 4-6 FGs, 0 turnovers
Feb. 6	15/13 Air Force	SDSU, 28-22	13-0	SDSU, 41-22	SDSU, 62-41	AFA 0-7 FGs, 2 turnovers; SDSU 8-12 FGs
Feb. 10	at Colorado State	SDSU, 43-40	24-4	SDSU, 67-44	SDSU, 81-66	CSU 0-13 FGs with 3 turnovers in 8:41 stretch
Feb. 13	UNLV	UNLV, 4-0	37-15	SDSU, 37-19	SDSU, 67-52	UNLV 5-28 FGs with 7 turnovers in 18:41 stretch
Feb. 20	at New Mexico	UNM, 10-0	12-2	Tied, 12-12	SDSU, 81-74	UNM 1-5 FGs with four turnovers in 2:35 stretch

In the six runs above, Aztec opponents are 7-for-84 from the field (8.3 pct.) with 24 turnovers. SDSU has outscored its foes during these pivotal stretches, 115-23.

▶ In late December, **Steve Fisher** recorded his 300th career victory as San Diego State defeated Lafayette at Cox Arena. Although Fisher is certainly linked to guiding Michigan to its only national basketball championship in 1989 and to leading the Wolverines to two more Final Four appearances (1992 and 1993), he has done a remarkable job of breathing life into the once dormant Aztec basketball program.

Now in his 16th full season as a head coach, Fisher owns a 308-196 career record, with 124 victories coming as the head coach of the Aztecs. He is the third winningest coach in SDSU history, trailing only George Ziegenfuss (1948-69) and Morris Gross (1929-42).

San Diego State won 143 games over the 14 seasons prior to Fisher's arrival (10.1 wins per year) and had 77 wins in the eight years (9.6 wins per year) before he stepped foot on campus. But Fisher has worked his magic, leading SDSU to postseason play three times in the past five seasons (after SDSU had advanced to postseason play just four times in its previous 32 Division I seasons). Last season, the Aztecs won a Division I school-record 24 games

SDSU CAREER PTS.		
Rk.	Player (Seasons)	Points
1.	Brandon Heath (04-05-06-07) ◀	2,067
2.	Michael Cage (81-82-83-84)	1,846
3.	Anthony Watson (83-84-85-86)	1,735
4.	Tony Pinkins (55-56-57)	1,475
5.	Bob Brady (52-53-54)	1,389

HEATH TRENDS		
A few Brandon Heath trends to keep an eye on during the game.		
Category	Since '05-06	'06-07
4 or more FTA	26-3	12-2
50 Pct. or better FG%	15-3	7-1
More assists than TOs	28-8	12-3
4 or more Rebounds	24-5	11-5
20+ Points	22-8	9-4

SAN DIEGO STATE GAME NOTES

Series Breakdown

THE SERIES

Overall	BYU, 40-19
Overall Streak	BYU, 2
Div. I Era	BYU, 40-17
MWC Era	BYU, 10-5
at SDSU	BYU, 20-18
at Cox Arena	BYU, 5-4
at SDSU Streak	SDSU, 3
at BYU	BYU, 25-3
at BYU Streak	BYU, 2
Fisher vs. BYU	7-10
Rose vs. SDSU	2-1

STATISTICAL COMPARISON

	SDSU	BYU
Record	19-8	21-6
Conference Record	8-5	11-2
Scoring Offense	73.2	78.3
Scoring Defense	67.8	68.0
Scoring Margin	+5.4	+10.3
Rebound Margin	+1.1	+5.8
FG Percentage	47.3	48.9
FG Percentage Def.	42.4	43.0
3FG Percentage	36.3	40.4
3FG Percentage Def.	32.2	33.5
FT Percentage	72.4	66.5
Assists Per Game	14.4	16.4
Turnovers Per Game	15.3	13.4
Turnover Margin	+0.4	+1.0
A/TO Margin	0.9	1.2
Blocks Per Game	4.2	3.5
Steals Per Game	7.9	6.2

VS. MOUNTAIN WEST

	W	L
Air Force	38	19
Brigham Young	19	40
Colorado State	24	34
New Mexico	25	35
TCU	3	3
UNLV	12	29
Utah	11	49
Wyoming	26	35
Totals	158	244

and were one of just three teams from top nine RPI conferences to claim an outright regular-season title and conference tournament championship (UCLA and Duke were the others).

Below are a few of the many milestones Fisher has compiled as a head coach.

National Championships	1 (1989)
National Title Game Appearances	3
NCAA Tournament Appearances	9
NCAA Tournament Record	20-8 (71.4 percent)
NIT Appearances	3
NIT Record	6-2 (75.0 percent)
NBA Draft Picks	14

► San Diego State has put together one of the more remarkable streaks in school history. The Aztecs have won 19 of their last 27 (19-8), 25 of their last 34 (25-9) and 35 of their last 46 (35-11) games dating back to Jan. 11, 2006. Since Jan. 1, 2006, San Diego State enters the week ranked in a tie for 16th in winning percentage and tied for 20th in most victories.

► Since Dec. 31, 2005, the Aztecs are 37-12, which coincidentally corresponds with **Mohamed Abukar's** first start for the Aztecs. Abukar sat out the first semester of the 2005-06 season after transferring from Florida. He made his SDSU debut at Providence and started his second game in an SDSU uniform against Loyola Marymount on Dec. 30, 2005. San Diego State is a gaudy 34-11 with Abukar in the starting lineup (he did not play in the home finale last season against South Dakota State to rest his ailing shins, did not start the New Mexico game, missed the game at UNLV and came off the bench against TCU earlier this season). The Aztecs missed their senior co-captain at UNLV as he missed his first game of the season. But he responded with 12 points, four rebounds and three blocked shots against the Utes. Abukar is not only one of the top players on the team, but in the entire MWC, ranking 3rd in free throw shooting (85.7), 8th in scoring (15.3) and 12th in rebounding (5.8). His importance can be felt through his productivity, as SDSU is 17-5 this season and 30-9 in his career when he scores 10 or more points in a game. He recorded his second career double-double with a game-high 19 points and a team-high 10 rebounds at Colorado State.

► Sophomore **Lorenzo Wade** appears to be hitting his stride. In the last 11 games, Wade has 130 points, 78 rebounds, 35 assists, 24 steals and 19 blocked shots. Against the Lobos, he posted his first career double-double with 13 points and 12 rebounds and recorded double-double No. 2 with 11 points and 11 rebounds in his hometown at UNLV. He narrowly missed a triple-double in his last game with 16 points, nine rebounds and a career-high eight assists at New Mexico on Tuesday. SDSU is now 14-3 when he reaches double figures, 13-5 when he is in the starting lineup and 14-1 when he shoots 50 percent or better from the field.

► Sophomore point guard **Richie Williams** took only one shot from the field against Utah but you could make a case that he was the player of the game. Williams had six points, a career-high six steals, five assists, three rebounds and no turnovers in 35 minutes of play. Although he left the TCU game with an injured cornea in his left eye and started against Air Force, he has just six turnovers in his last 198 minutes on the court. He currently is first in the MWC in steals and third in the league in assists. SDSU is 13-1 this season when he dishes out five or more assists in a game. He has played particularly well of late, with 29 assists and just nine turnovers in his last seven games. He had a season-high 18 points, six rebounds and six assists in the win at Colorado State.

► Looking for a stat to track on Saturday? You don't have to look any further than San Diego State's field goal percentage. In 19 wins this season, the Aztecs have shot 50.3 percent from the field and 41.0 from three-point range. In its eight defeats, SDSU is shooting just 39.9 percent from the field and 26.6 percent from three-point range. Other tidbits to keep an eye on: SDSU is 15-0 when scoring 74 or more points, 14-2 this season when outrebounding their opponent, 8-0 when shooting better than 50 percent from the field and 17-0 when shooting better than 45 percent from the field.

San Diego State Defeats New Mexico at The Pit in Overtime, 81-74

ALBUQUERQUE, N.M. - San Diego State tied the game with 15 seconds remaining and New Mexico missed a point-blank layup as time expired to force overtime in a game which the Aztecs won, 81-74, at The Pit.

Brandon Heath led all scorers with 30 points as he helped SDSU to just its sixth win in Albuquerque and its fourth straight over the Lobos. In scoring 30 points, Heath became the only Aztec to score at least 30 points in a game in all

► THE DIFFERENCE

Below is a look at what San Diego State did just prior to Steve Fisher's arrival and since the national championship coach took over on The Mesa.

Category	14 Seasons		Fisher Era
	1985-99	1999-current	
Record	142-258	124-114	
Win Pct.	35.5	52.1	
NCAA Tourneys	0	2	
Postseason NIT	0	1	
Conf. Champions*	0	3	
.500 or Better Seasons	1	4	

* - includes regular season and conference tournaments.

► A NEW WADE

Lorenzo's Wade first 16 games of the season compared to his last 11 contests.

Category	First 16	Last 11
Scoring	10.6	11.8
Double-Digit Gms.	9	8
Rebounding	4.3	7.1
Assists	1.6	3.2
Steals	1.6	2.2
Blocked Shots	0.9	1.7
FTA Game	1.4	2.3

San Diego State 81, New Mexico 74

Feb. 20, 2007 | The Pit | Albuquerque, N.M.

SDSU	MP	FG	3FG	FT	R	F	A	TO	B	S	TP
Habel*	34	7-11	0-0	4-6	12	3	1	1	4	1	18
Wade*	41	7-12	1-4	1-2	9	1	8	4	2	2	16
Abukar*	28	3-9	1-3	2-2	4	5	2	4	1	0	9
Heath*	44	10-24	5-14	5-6	4	2	3	6	0	3	30
Williams*	40	1-3	1-3	2-2	3	2	7	2	0	1	5
Johnson	15	1-1	0-0	0-0	5	1	0	0	1	0	2
Pastorek	1	0-0	0-0	0-0	0	1	0	0	0	0	0
Spain	22	0-5	0-1	1-2	9	2	0	1	0	2	1
Team					4						
Totals	200	29-65	8-25	15-20	50	17	21	19	8	9	81
UNM	MP	FG	3FG	FT	R	F	A	TO	B	S	TP
Johnson*	37	2-5	0-0	4-8	7	2	2	0	1	1	8
Danridge*	37	10-21	2-5	2-2	2	1	3	2	1	1	24
Faris*	8	0-2	0-0	0-0	2	5	1	1	2	0	0
Prentice*	40	6-17	3-10	0-0	4	0	7	5	1	3	15
Toppert*	35	4-9	2-6	0-0	6	3	0	1	0	0	10
Smith	29	4-8	1-5	1-1	0	3	1	0	0	0	10
Henfield	9	0-1	0-0	0-0	1	1	0	2	0	1	0
Kersten	13	0-5	0-2	2-3	1	2	1	2	0	0	2
Martinez	11	2-5	1-2	0-1	7	0	1	1	0	1	5
Walter	6	0-3	0-3	0-0	2	1	0	0	0	0	0
Team					10						
Totals	200	28-76	9-33	9-15	42	18	16	14	5	7	74

Halftime: San Diego State 33, New Mexico 33. FG %: San Diego State 44.6, New Mexico 36.8. 3FG%: San Diego State 32.0, New Mexico 27.3. FT%: San Diego State 75.0, New Mexico 60.0. Officials: Dick Cartmell, Dan Christen, Chris Rastatter. Technicals: None. Attendance: 11,843.

SDSU PLAYERS VS. BRIGHAM YOUNG

PLAYER	GP-GSM	Min-Avg	FG-FGA	Pct	3FG-FGA	Pct	FT-FTA	Pct	Rebs	Avg	PF	FO	A	TO	Blk	Stl	Pts	Avg	Hi
Heath, Brandon	7-7	231-33.0	32-98	.327	10-46	.217	19-27	.704	21	3.0	12	0	18	20	0	11	93	13.3	26
Abukar, Mohamed	3-3	99-33.0	18-36	.500	3-6	.500	8-9	.889	18	6.0	8	0	1	4	2	3	47	15.7	20
Williams, Richie	3-2	94-31.3	12-21	.571	2-5	.400	4-7	.571	9	3.0	7	0	6	5	0	12	30	10.0	19
Spain, Kyle	3-3	60-20.0	6-12	.500	0-2	.000	6-10	.600	9	3.0	9	0	1	7	1	3	18	6.0	10
Habel, Jerome	1-0	22-22.0	5-8	.625	0-0	.000	2-5	.400	2	2.0	0	0	0	0	2	1	12	12.0	12
Thomas, Matt	4-1	34-11.3	3-10	.300	0-0	.000	4-6	.667	5	1.3	7	0	7	3	1	5	10	2.5	8
Wade, Lorenzo	1-1	29-29.0	3-10	.300	0-1	.000	3-5	.600	1	1.0	1	0	1	2	2	1	9	9.0	9
Lamb, Chris	1-0	1-1.0	1-1	1.000	0-0	.000	0-0	.000	0	0.0	0	0	0	0	0	0	2	2.0	2
Pastorek, Jon	1-0	11-11.0	0-1	.00	0-0	.00	0-0	.000	0	0.0	2	0	0	1	0	0	0	0.0	0
Johnson, Jer'Vaughn	1-0	8-8.0	0-2	.000	0-0	.000	0-1	.000	5	5.0	3	0	0	2	0	0	0	0.0	0
TOTALS			80-199	.402	15-60	.250	46-70	.657	72		49	0	34	44	8	36	221		

four seasons at SDSU.

At the start of the game, things did not look good for San Diego State as it allowed New Mexico to score 10 straight points to open the game. The Aztecs, however, rallied with a 17-5 run to take its first lead of the contest at the 11:35 mark.

As the half came to a close, New Mexico went on a 7-0 scoring spurt to enjoy its largest lead of nine points only to have the Aztecs score nine unanswered points in the final two minutes to go into halftime even at 33.

In the second session, San Diego State was not able to pull away from the Lobos as its largest lead was six points four minutes into the half. New Mexico stayed within striking distance the rest of the way and took a one-point lead with 37 seconds left. On the ensuing possession, Kyle Spain was fouled and made one-of-two free throws to tie the game. After a timeout and 0.2 seconds remaining, Aaron Johnson missed a game-winning, uncontested layup to force overtime.

In OT, the Lobos took a 74-72 lead, but the Aztecs responded by scoring nine unanswered points to escape with the victory.

Joining Heath in double figures was Jerome Habel, who posted his first double-double with 18 points and 12 boards and Lorenzo Wade with 16.

San Diego State vs. Brigham Young: The Series

▶ This is the 60th meeting between the schools with Brigham Young owning a 40-19 series advantage.

▶ San Diego State has won three of the last five, four of the last seven and six of the last 11 games in the series.

▶ The Aztecs have not lost three straight to the Cougars since before the 2002 campaign.

▶ San Diego State is an even 15-15 against Brigham Young in games played in San Diego and 4-4 inside Cox Arena.

▶ Brigham Young won eight straight meetings in the series from Nov. 14, 1997 to Jan. 12, 2002, but the Aztecs have won six of the last 11 games between the teams.

▶ Eleven of the last 13 games in the series have been decided by 11 points or less or in overtime with seven of the 13 most recent meetings being decided by four points or less or in overtime.

▶ Results from the last five games prior to the 2005-06 season show how close the series has been: in 2003 in Provo, BYU wins 66-64 when Deandre Moore misses a three-point field goal with less than five seconds to play and Mike Mackell misses a follow shot... in 2004 in San Diego, SDSU wins 65-61 and secures the victory when with a two point lead and 16 seconds to play Brandon Heath steals the ball and feeds Trimaine Davis for a dunk... in 2004 in Provo, BYU wins 83-69 in overtime... tied at 67, Brandon Heath's driving layup in traffic rolled off the rim as the buzzer sounded to end regulation... Last season in Provo, Chris Walton's fadeaway seven-footer as time expired capped the comeback from 13 points down.

▶ Prior to last season, the games were close, but the last three have been blowouts for the most part. In 2005-06, the Aztecs won by 27 at home and then lost by 10 in Provo. Earlier this year, SDSU continued the trend by losing by 22 points at the Marriott Center.

▶ The team that has committed fewer turnovers has won 12 of the last 14 games in the series. The exception came last season at BYU when the Aztecs committed 15 turnovers to the Cougars' 16 and still lost the game and this season when both teams had 21 turnovers.

▶ The losing team has failed to score 70 points in nine of the last 10 meetings and in five of the last nine games the win-

THE SERIES

Series: Brigham Young leads, 40-19

Home: 15-15, Away: 3-25, Neutral: 1-0

Date	Location	Score
D.19.40	San Diego (AG)	W 49-45
D.20.40	San Diego (AG)	W 42-40
D.23.77	San Diego (SA)	W 104-88
F.3.79	*Provo	L 80-88
M.1.79	*San Diego (SA)	L 95-96
J.24.80	*San Diego (SA) (20)	L 91-123
M.1.80	*Provo (12)	L 81-114
J.8.81	*Provo (17)	L 73-84
F.14.81	*San Diego (SA) (15)	W 73-72
J.28.82	*San Diego (SA)	W 80-66
F.27.82	*Provo (d)	L 66-106
J.14.83	*Provo	L 74-96
F.12.83	*San Diego (SA)	L 67-69
J.21.84	*San Diego (SA)	W 79-75
F.16.84	*Provo	ot-L 92-94
J.12.85	*San Diego (SA)	W 89-70
J.31.85	*Provo	W 77-71
J.11.86	*Provo	L 70-82
F.6.86	*San Diego (SA)	L 71-81
J.15.87	*Provo	L 82-94
F.26.87	*San Diego (SA)	L 68-85
J.9.88	*Provo	L 65-92
F.18.88	*San Diego (SA) (7)	ot-W 82-80
J.12.89	*Provo	L 81-85
F.9.89	*San Diego (SA)	W 89-74
J.6.90	*San Diego (SA)	L 60-63
F.1.90	*Provo	L 58-75
J.3.91	*San Diego (SA)	L 61-73
F.7.91	*Provo	L 55-75
F.6.92	*San Diego (SA)	L 59-89

F.29.92	*Provo	L 78-98
J.21.93	*Provo	L 64-76
F.13.93	*San Diego (PG) (d)	L 73-80
J.20.94	*San Diego (PG)	ot-L 82-83
F.10.94	*Provo	L 87-101
J.12.95	*Provo	L 57-66
F.18.95	*San Diego (PG)	W 58-52
J.13.96	*San Diego (PG)	W 83-76
F.15.96	*Provo	L 68-81
D.31.96	Provo (d)	ot-W 89-86
N.14.97	San Diego (SA) (so)	L 59-73
J.14.99	*San Diego (CA)	L 76-83
F.13.99	*Provo	L 76-93
F.3.00	*San Diego (CA)	L 50-72
M.4.00	*Provo	L 50-67
J.13.01	*Provo (d)	L 50-79
F.12.01	*San Diego (CA)	L 66-69
J.12.02	*Provo (d)	L 64-75
F.11.02	*San Diego (CA)	W 77-73
M.7.02	*N-Las Vegas (QF) (d)	W 62-51
J.20.03	*San Diego (CA)	L 69-80
F.17.03	*Provo	L 64-66
J.12.04	*San Diego (CA)	W 65-61
F.9.04	*Provo	ot-L 69-83
J.8.05	*Provo (#00)	W 59-57
F.7.05	*San Diego (CA)	W 66-58
J.21.05	*San Diego (CA)	W 88-61
F.22.06	*Provo	L 90-100
J.6.07	*Provo	L 58-80

AG - Aztec Gym. PG - Peterson Gym. SA - Sports Arena. CA - Cox Arena. so - Season opener. Time indicates time remaining when a game-winning shot occurred with less than five seconds left. * - Indicates conference game.

Mountain West

STANDINGS

Rk.	Team	W-L	Conf.
1.	Brigham Young	21-6	11-2
2.	Air Force	23-5	10-4
	UNLV	23-6	10-4
4.	San Diego State	19-8	8-5
5.	Wyoming	15-12	6-7
6.	Colorado State	15-11	5-9
7.	Utah	9-17	4-9
8.	New Mexico	15-13	4-9
9.	TCU	10-15	2-11

UPCOMING

SCHEDULE

Saturday, Feb. 24

Air Force at TCU, 1 p.m.
BYU at San Diego State, 3 p.m.
New Mexico at Utah, 3:30 p.m.
Wyoming at Colorado State, 7 p.m.

Tuesday, Feb. 27

San Diego State at Utah, 7 p.m.
Brigham Young at Air Force, 7 p.m.

Wednesday, Feb. 28

Wyoming at TCU, 6:30 p.m.
UNLV at New Mexico, 8 p.m.

All times local to site

RECENT

RESULTS

Wednesday, Feb. 21

at Wyoming 86, Utah 78
at BYU 76, Colorado State 67

Tuesday, Feb. 20

at UNLV 60, Air Force 50
SDSU 81, at New Mexico 74

Saturday, Feb. 17

at Wyoming 80, San Diego State 71
at Air Force 67, Colorado State 58
UNLV 70, at Utah 57
at New Mexico 74, TCU 58

Wednesday, Feb. 14

at BYU 96, New Mexico 83
at Air Force 69, Utah 43

SDSU Record When

DOUBLE-FIGURE SCORING

Name	Season	Career
Brandon Heath	19-8	63-43
Mohamed Abukar	17-5	30-9
Lorenzo Wade	14-3	14-3
Jerome Habel	8-4	8-4
Kyle Spain	5-0	16-2
Richie Williams	5-1	10-3
JerVaughn Johnson	1-0	1-0

BRANDON HEATH

Category	Season	Since '05-06
50 pct. or better FG%	7-1	15-3
4 or more FTA	14-2	28-3
Assists >TO	12-3	28-8
20+ Points	9-4	22-8
4 or more Rebs.	11-5	24-5

MOHAMED ABUKAR

Category	Season	SDSU Career
50 pct. or better FG%	9-2	18-4
1 TO or less	5-3	14-4
As a Starter	17-7	34-11
33 or more Mins.	8-6	16-8

MWC Rankings

BRANDON HEATH

Category	Number	Rank
Scoring	19.1	2
3FG Made	2.56	3
Steals	1.85	t-3
Assists	3.56	6
Assist-to-TO Ratio	1.13	6
3FG Pct.	36.5	11
Free Throw Pct.	77.3	14

MOHAMED ABUKAR

Category	Number	Rank
Free Throw Pct.	85.7	3
Defensive Reb.	4.42	6
Scoring	15.3	8
Rebounding	5.8	12

JEROME HABEL

Category	Number	Rank
FG Pct.	60.3	3
Blocked Shots	1.52	5
Rebounding	6.3	6
Defensive Reb.	4.04	9
Offensive Reb.	2.30	10

KYLE SPAIN

Category	Number	Rank
Free Throw Pct.	76.5	15

LORRENZO WADE

Category	Number	Rank
Steals	1.85	t-3
Defensive Reb.	4.07	8
Blocked Shots	1.26	9

RICHIE WILLIAMS

Category	Number	Rank
Steals	1.93	1
Assists	4.52	3
Assist-to-TO Ratio	1.42	5

ning team has failed to score more than 65 points.

LAST MEETING

Brigham Young 80, San Diego State 58 | January 6, 2007 | Marriott Center

PROVO, Utah - San Diego State continued its cold shooting and dropped its second consecutive Mountain West Conference game to open league play in an 80-58 loss to Brigham Young.

The Aztecs, who made the first basket of game to take their only lead, shot just 40 percent from the field after shooting 34.4 percent in the MWC opener against Wyoming.

Despite never leading after the contest's initial basket, SDSU kept the game close for most of the first half.

BYU, which led by seven with 8:23 before intermission, allowed the Aztecs to trim the lead to three, 20-17, following four straight points from Mohamed Abukar. But over the next six minutes, the Cougars went on a 15-6 run to close out the half and had a 35-23 lead going into the locker room.

Once play resumed, Brigham Young carried its momentum from the first half into the second and never let up.

On three separate occasions, BYU led by as many as 25 points before settling for the 22-point victory.

Brandon Heath led the Aztecs with 13 points, extending his school record for consecutive double-figure scoring games to 41. Also scoring in double digits was Mohamed Abukar, who added seven rebounds, and Jerome Habel, each scoring 12 apiece.

For the Cougars, Rashaun Broadus led the way with 19 points and Lee Cummard had a career day with 16 points, 11 rebounds, four assists, three steals and two blocked shots. In addition, Trent Plaisted chipped in with 13 points and six blocks, while Keena Young had 12 points and eight rebounds.

LAST TIME IN SAN DIEGO

San Diego State 88, Brigham Young 61 | Jan. 21, 2006 | Cox Arena at Aztec Bowl

SAN DIEGO -- San Diego State junior guard Brandon Heath scored a game-high 26 points and junior forward Marcus Slaughter recorded his third consecutive and 20th career double-double (17 points, 14 rebounds) as the Aztecs cruised to a 88-61 victory over Brigham Young at Cox Arena on Jan. 21.

The 27-point margin of victory, SDSU's largest ever against a MWC opponent, marked the fourth time this season the Aztecs won 20 or more points.

SDSU shot 51.7 percent from the field, while limiting the Cougars to just 37.3 percent shooting.

Heath recorded his 31st career 20-plus point game and moved into sixth place on the all-time SDSU scoring list with 1,275 points. He also added six rebounds and four assists.

Senior guard John Sharper scored a career-high 16 points, 12 of them coming on four three-pointers, and junior forward Mohamed Abukar reached double-figures (15 points) for the fifth time this season in just his eighth game as an Aztec.

SDSU led 21-19 with seven minutes to play in the first half when Slaughter's steal and subsequent dunk ignited a 21-5 run to give the Aztecs a commanding 42-24 halftime lead. Brigham Young got no closer than 16 points, as the SDSU defense pressured the Cougars into 19 turnovers for the game.

Last Meeting

Brigham Young 80, San Diego State 58

Jan. 6, 2007 | Marriott Center | Provo, Utah

SDSU	MP	FG	3FG	FT	R	F	A	TO	B	S	TP
Wade*	29	3-10	0-1	3-5	1	1	1	2	2	1	9
Spain*	22	1-2	0-0	2-4	1	4	0	4	0	1	4
Abukar*	35	4-10	1-3	3-4	7	3	0	3	2	0	12
Heath*	30	5-13	2-5	1-2	5	2	3	6	0	3	13
Thomas*	18	0-0	0-0	1-2	2	2	4	3	0	1	1
Johnson	8	0-2	0-0	0-1	5	3	0	2	0	0	0
Williams	25	2-4	1-2	2-4	3	2	1	0	0	3	7
Habel	22	5-8	0-0	2-5	2	0	0	0	2	1	12
Pastorek	11	0-1	0-0	0-0	0	2	0	1	0	0	0
Team					2						
Totals	200	20-50	4-11	14-27	28	19	9	21	6	10	58
BYU	MP	FG	3FG	FT	R	F	A	TO	B	S	TP
Young*	23	4-9	0-0	4-4	8	4	2	3	0	0	12
Cummard*	36	5-12	3-6	3-4	11	3	4	5	2	3	16
Plaisted*	30	5-7	0-0	3-8	6	3	1	3	6	0	13
Broadus*	31	6-11	3-5	4-4	3	4	4	2	0	2	19
Balderson*	23	2-7	0-2	1-2	2	2	2	1	0	1	5
Rose	8	1-2	1-2	0-0	0	1	0	2	0	0	3
Ivanovic	6	0-1	0-0	0-0	1	1	0	0	0	0	0
Ainge	18	1-3	1-1	1-2	3	1	2	2	0	0	4
Malaman	19	2-3	0-0	2-3	4	3	1	3	3	1	6
Burgess	2	1-2	0-1	0-0	0	1	0	0	0	0	2
Murdock	2	0-0	0-0	0-0	0	0	0	0	0	0	0
Tavernari	2	0-0	0-0	0-0	0	0	1	0	0	0	0
Team					5						
Totals	200	27-57	8-17	18-27	43	23	17	21	11	7	80

Halftime: Brigham Young 35, San Diego State 23. FG %: Brigham Young 47.4, San Diego State 40.0. 3FG%: Brigham Young 47.1, San Diego State 36.4. FT%: Brigham Young 66.7, San Diego State 51.9. Officials: Bill Gracey, Stanley Reynolds, Mike Giarrantano. Technicals: None. Attendance: 9,290.

Last Meeting in San Diego

San Diego State 88, Brigham Young 61

Jan. 21, 2006 | Cox Arena at Aztec Bowl | San Diego, Calif.

BYU	MP	FG	3FG	FT	R	F	A	TO	B	S	TP
Young*	27	6-8	0-0	4-4	9	2	0	5	0	0	16
Plaisted*	28	4-12	0-0	4-6	6	4	2	2	1	0	12
Reichner*	27	4-8	3-4	0-0	6	4	2	1	0	0	11
Ainge*	21	2-4	0-2	0-0	1	1	1	2	0	0	4
Cummard*	22	1-4	0-0	2-2	4	0	0	1	0	0	4
Broadus	19	1-6	0-2	0-1	2	2	0	3	0	0	2
Rose	10	1-2	1-2	0-0	0	2	0	0	0	0	3
Emery	8	1-3	1-3	0-0	1	0	0	0	0	1	3
Malaman	11	1-3	0-2	0-0	1	2	1	2	0	0	2
Balderson	14	1-6	0-2	2-2	4	0	2	2	0	1	4
Dawes	13	0-3	0-0	0-0	1	4	1	1	0	0	0
Team					1						
Totals	200	22-59	5-17	12-15	36	21	9	19	1	2	61
SDSU	MP	FG	3FG	FT	R	F	A	TO	B	S	TP
Spain*	18	1-3	0-1	2-4	2	3	1	1	0	0	4
Abukar*	31	7-11	0-0	1-1	5	2	0	0	0	1	15
Slaughter*	33	4-10	0-0	9-10	14	0	3	0	1	2	17
Heath*	35	8-15	3-9	7-7	6	2	4	2	0	1	26
Williams*	34	2-5	0-1	0-0	2	3	3	3	0	5	4
Hoerner	2	1-1	0-0	0-0	1	0	0	0	0	0	2
Sharper	28	6-11	4-9	0-0	2	2	2	0	0	0	16
Davis	11	1-2	0-0	0-2	0	2	0	1	0	1	2
McGrath	3	0-1	0-0	0-0	0	0	0	0	0	0	0
Lamb	1	1-1	0-0	0-0	0	0	0	0	0	0	2
Camara	4	0-0	0-0	0-0	0	0	2	0	1	0	0
Team					2			1			
Totals	200	31-60	7-20	19-24	34	14	15	8	2	13	88

Halftime: San Diego State 42, Brigham Young 24. FG%: San Diego State 51.7, Brigham Young 37.3. 3FG%: San Diego State 35.0, Brigham Young 29.4. FT%: San Diego State 80.0, Brigham Young 79.2. Officials: Rick Batsell, Duane Allen, Ronnie Hernandez. Attendance: 11,287.

Turning the Corner

Much has been made of San Diego State's 4-4 first-half start to the Mountain West Conference season, but it is worth noting that two of the Aztecs' four league losses came against teams and at venues where SDSU lost a year ago when posting a 13-3 record and winning the league. Recently, the Aztecs have rebounded by winning six of their last seven games to improve to 8-5 in MWC action.

In addition to losing at Wyoming, the Aztecs have also dropped games at Brigham Young and at Air Force, places SDSU lost a year ago. In addition, the Cougars and Falcons also sport the nation's top-two homecourt winning streaks nationally, while Wyoming has lost only twice inside Arena-Auditorium this season.

Also, it is worth noting that San Diego State was less than 100 percent when facing Wyoming at home earlier this year as Jerome Habel sprained an ankle in the game and Kyle Spain had the flu. In addition, Mohamed Abukar was forced to miss the game at UNLV with a knee injury and Habel sprained his ankle mid-way through the first half.

The Aztecs were 3-0 a year ago against teams and at venues that SDSU has remaining on the 2006-07 schedule.

Below is a look at SDSU's conference results last season as compared to this season.

		2006-07	2005-06	Note
Jan. 3	Wyoming	L, 65-66	W, 91-72	Two Aztec players less than 100 percent (Spain, Habel)
Jan. 6	at Brigham Young	L, 58-80	L, 90-100	Two Aztecs less than 100 percent, again (Habel and Williams)
Jan. 13	Colorado State	W, 81-76	W, 83-75	Similar scores, SDSU led for 32:42 of the game
Jan. 17	New Mexico	W, 73-68	W, 75-69	Once again similar scores, Aztecs lead for 30:35
Jan. 20	at Air Force	L, 51-56	L, 62-65	In '07 SDSU leads in final minute; '06 game decided in last poss.
Jan. 23	at UNLV	L, 61-68	W, 81-70	Second leading scorer Abukar miss game, Habel < 100%
Jan. 27	Utah	W, 63-53	L, 65-67	Aztecs overcome 11-point second-half deficit
Jan. 31	at TCU	W, 76-71	W, 76-57	SDSU leads for 35:14; Heath first career double-double
Feb. 6	Air Force	W, 62-41	W, 61-51	Aztecs use 13-0 second-half run to record the victory
Feb. 10	at Colorado State	W, 81-66	W, 85-81	SDSU breaks game open with 24-4 second-half run
Feb. 13	UNLV	W, 67-52	W, 83-67	Aztecs limit Rebels to 21.1 percent shooting in first half
Feb. 17	at Wyoming	L, 80-71	W, 78-77	San Diego State allows Wyoming to shoot 50.9 percent
Feb. 20	at New Mexico	W, 81-74	W, 73-66	
Current Record		8-5	9-3	
Feb. 24	Brigham Young		W, 88-61	
Feb. 27	at Utah		W, 72-67	
Mar. 3	TCU		W, 83-71	

Beating the Best

As of Friday morning, San Diego State and Florida are the only teams in the nation that have recorded two victories over top-16 RPI teams during the month of February. Collective, the top-16 RPI teams have posted a 73-24 record (75.3 percent) during the month and the list of 22 teams that has defeated at least one of these clubs reads like a who's who of college basketball.

The complete list of teams to slay one of the top 16 in February is: San Diego State (2), Florida (2), Alabama, Brigham Young, Florida State, Louisville, Maryland, Michigan State, North Carolina, North Carolina State, South Carolina, Tennessee, Texas A&M, Texas Tech, UCLA, UNLV, USC, West Virginia, Vanderbilt, Virginia Tech and Washington State.

In case your curious, the Aztecs' wins came by double figures, defeating Air Force, 62-41, on Feb. 6 and knocking off UNLV, 67-52, on Feb. 13.

Best Wins In School History?

One could make a case that SDSU's victories over Air Force and UNLV are two of the best wins in school history. Since RPI data has been available beginning with the 1993-94 season, San Diego State's wins earlier this month represent the two highest RPI teams the Aztecs have defeated in the last 14 seasons.

The 10 highest RPI teams SDSU has defeated since 1993-94 are listed to the right. The RPIs listed are the end of season rankings except for this season, where RPI of Friday, Feb. 23rd are used.

One of the Best Starts Ever

San Diego State's record after 27 games this season is tied for the third-best mark of the Division I era and is even with last season's pace and the 1977-78 team. In 2005-06, the Aztecs set a school record by going 24-9 and owned an 19-8 mark at this point in the season.

The 27-game record was set in 1984-85 when SDSU was 21-5 at this point in the season.

Last year the Aztecs were victorious in game No. 28, meaning a victory Sunday would match SDSU's best start since the 1984-85 season.

Second Half Success

San Diego State is looking to close out the second half of Mountain West Conference play on a good note. In the short life of the MWC, second-half success has landed SDSU in the NCAA Tournament. On two occasions (2002 and 2006), SDSU posted an above .500 record in the second rotation in league play and both times made the NCAA Tournament. In 2002, the Aztecs went 5-2 after the midway point and last season SDSU posted a 6-2 second-half record. This year, San Diego State has started off on the right foot with a 4-1 mark in the second half.

National Rankings

RPI WEEK-BY-WEEK

Date	Rank	Rat.
N.27.06	11	.7030
D.4.06	53	.5898
D.11.06	51	.5843
D.18.06	41	.5968
D.25.06	55	.5801
J.1.07	61	.5723
J.10.07	93	.5431
J.15.07	89	.5494
J.22.07	82	.5561
J.29.07	76	.5588
F.5.07	71	.5647
F.12.07	53	.5811
F.19.07	61	.5781

► BIG WINS

San Diego State's best wins since 1993-94 based on final RPI rankings.

Rk.	Opponent	Score	Date
11.	► UNLV	W, 67-52	F.13.07
16.	► Air Force	W, 62-41	F.6.07
16.	Utah	W, 58-56	J.18.03
27.	at Hawai'i	W, 61-58	D.14.01
31.	Brigham Young	W, 65-61	F.12.04
43.	Brigham Young	W, 58-52	F.18.95
45.	Hawai'i	W, 81-72	J.10.98
45.	at Hawai'i	W, 76-67	F.4.98
49.	Oklahoma State	W, 87-66	D.30.00
50.	Air Force	W, 61-51	F.8.06

SDSU Record Book

MOST POINTS

Rk.	Name	Points
1.	Brandon Heath ◀	2,067
2.	Michael Cage	1,846
3.	Anthony Watson	1,735
4.	Tony Perkins	1,475
5.	Bob Brady	1,389

complete chart found on page 131 of the media guide.

CONSECUTIVE DOUBLE-DIGIT SCORING GAMES

Rk.	Name	Games
1.	Brandon Heath ◀	52
2.	Zack Jones	32
2.	Anthony Watson	31
4.	Marcus Slaughter	28
5.	Michael Cage	27

complete chart found on page 127 of the media guide.

MOST ASSISTS

Rk.	Name	Assists
1.	Tony Gwynn	590
2.	Chad Nelson	412
3.	Mark Delsman	376
4.	Brandon Heath ◀	370
5.	Anthony Watson	356
6.	Keith Smith	349
7.	Deandre Moore	339
8.	Dean Decker	307
9.	Ray Leary	279
10.	Mike Dodd	271

complete chart found on page 131 of the media guide.

MOST STEALS

Rk.	Name	Steals
1.	Brandon Heath ◀	203
2.	Anthony Watson	192
3.	Chad Nelson	175
4.	Tony Gwynn	141
5.	Eddie Morris	131

complete chart found on page 132 of the media guide.

MOST THREE-POINT FIELD GOALS

Rk.	Name	3FG
1.	Tony Ross	270
2.	Brandon Heath ◀	263
3.	John Sharper	166
4.	Jason Richey	136
5.	Chad Nelson	122

complete chart found on page 132 of the media guide.

The Aztecs have traditionally done better in the second rotation. Entering this season, SDSU was three games better in the second half of the seven Mountain West Conference campaigns. In fact, only twice in seven previous MWC seasons has San Diego State posted a better record in the first rotation. Ironically, it has occurred the last two seasons (2004-05: 3-4 (1st half), 1-6 (2nd half) and 2005-06: 7-1 (first half), 6-2 (second half)).

Road Warriors

Although SDSU is 3-4 in road Mountain West Conference games, the Aztecs have proven to be a handful for the elite teams in the league. SDSU led Air Force in the final minute of the game before falling 56-51 on Jan. 20, and actually spent more time in the lead than the Rebels did in a 68-61 loss at UNLV on Jan. 23 (a game in which Mohamed Abukar did not play).

One item worth noting, is that SDSU's four MWC road losses have come at venues where the home team is 54-3 (94.7 percent). The Aztecs still have one more opportunity for a road league win remaining. The task will still be a challenging one as SDSU must play at Utah's Huntsman Center where the Aztecs have only won twice.

The Aztecs have proven they can win on the road. In fact, SDSU has won on their most recent visit to six of the last seven Mountain West Conference venues, including the site of its next road game at Utah.

This season, SDSU is 7-6 away from Cox Arena and the Aztecs are 18-13 in road/neutral games since the beginning of the 2005-06 season.

Bringing Back the D

While the San Diego State team has been in a collective shooting slump, the Aztecs have returned to playing solid defense. The Aztecs have held nine of the last 10 opponents 74 points or less and have held eight of the last nine opponents to less than 41 percent from the field.

Before Colorado State shot 40.3 percent on Feb. 10, SDSU held five consecutive opponents to less than 40 percent from the field, something San Diego State didn't accomplish during their record-setting 24-9 season in 2005-06. In fact, it was the first time in the Steve Fisher era that an Aztec team had been so stingy.

In the last nine games, SDSU's foes are a combined 203-of-520 (39.0 percent).

As you might imagine, holding opponents to less than 40 percent from the floor has been a good sign for the Aztecs. San Diego State is 52-9 in the Steve Fisher era when the opponent is held below that field goal percentage.

Heath Making Case to Defend League MVP Crown

Senior guard Brandon Heath, the 2006 Mountain West Conference Player of the Year and the 2007 preseason selection to earn the honor, is making a strong case to become the first player in league history to earn the honor more than once.

Heath, the conference's all-time leader in scoring, steals and three-point field goals, once again ranks among the league leaders in nearly every statistical category. The senior ranks among the top five in the conference in three different categories, including scoring, steals and three-point field goals.

In addition, in a season with a shallow bench and a rash of injuries, he is the only Aztec player to start all 27 games and leads the team in scoring and three-point field goals. He is averaging 19.1 points, 3.9 rebounds, 3.6 assists and 1.9 steals. He also is averaging 36.8 minutes per game and has been credited with playing 40 minutes or more five times this season.

One of the most explosive scorers nationally, Heath entered the week ranked fourth among active players in career 20-point scoring games, fifth in consecutive double-digit scoring games and sixth in total points.

As if his story wasn't good enough, Heath earned his bachelor's degree in sociology in December, graduating in just 3 1/2 years.

With 2,067 career points, Heath ranks first all time on San Diego State's scoring list. The senior surpassed Aztec great and former NBA star Michael Cage for No. 1 in school history in the Mountain West Conference opener vs. Wyoming on Jan. 3. Going into the game with the Cowboys, Heath needed only 16 points to tie Cage and 17 to break the record. The Los Angeles native tied the mark on a pair of free throws at the 14:10 mark of the second half and moved atop the list on an off-balanced layup with 12:31 remaining in the game.

It's only fitting that Heath broke Cage's record as the former Westchester High star last year became the first Aztec since Cage to be named an *Associated Press* All-American and conference player of the year in the same season.

Heath surpassed former New Mexico player Ruben Douglas (1,782) on Saturday, Dec. 16, vs. Loyola Marymount to become the Mountain West Conference's all-time leading scorer. The senior guard needed 17 points to tie the record and 18 to break it. Heath, who only had six points at halftime, went on a tear to begin the half and hit a three to tie the record and fittingly hit a 25-foot three-pointer from the top of the key at the 11:51 mark of the second half, to move ahead of Douglas.

Below is a look at where Heath ranks in SDSU and Mountain West Conference career charts:

	Number	SD Rk.	MWC Rk.	SDSU Note
Scoring	2,067	1st	1st	Passed Michael Cage on SDSU chart
Steals	203	1st	1st	Passed Anthony Watson for 1st
3FG Made	263	2nd	2nd	Needs seven for SDSU record
Assists	370	4th	T-4th	Highest total in Fisher era
Rebounds	398	20th	32nd	Entered top 20 at New Mexico
Games Started	114	1st	T-3rd	Passed Michael Cage on SDSU chart

▶ HEATH NUMBERS

Brandon Heath's career and current consecutive streaks in several categories.

Category	Number	Straight
Games Played	119	119
Double-Figure Scoring Games	106	52
20-Point Scoring Games	51	2
Led SDSU in Scoring	56	3
Led SDSU in Assists	43	0
Led SDSU in Rebounding	8	0

74 is the Magic Number

Reaching the 74-point plateau seems to bring good fortune for the Aztecs as they have done so 33 times since the beginning of last season, including 15 times this year. In those 33 games, San Diego State has a record of 30-3. The 12 times SDSU didn't hit the 74-point mark this season, it wound up losing eight of them (at Western Michigan, vs. Arizona, at Washington State, vs. Wyoming, at Brigham Young, at Air Force, at UNLV, at Wyoming). Coincidentally, six of the 12 occurrences have happened on the road. The four times San Diego State didn't reach the magic number and won was against New Mexico (W, 73-68), vs. Utah (W, 63-53), vs. 15th/13th-ranked Air Force (W, 62-41) and vs. UNLV (W, 67-52).

Wiping the Window

Lorenzo Wade has done a remarkable job of grabbing rebounds over the last 11 games. During that span, the sophomore from Las Vegas has collected 78 boards for an average of 7.1 per game and has set two personal bests in the process. Thanks to his prowess on the glass, Wade has also posted his first two double-doubles of his career with 13 points and 12 rebounds vs. New Mexico and 11 points and 11 boards at UNLV. In addition, he had at least six rebounds in six of the 16 games prior to his tear and in eight of the last 11 contests, Wade has had at least six rebounds.

Making the Opposition Think Twice

Besides cleaning the glass, Lorenzo Wade has also made it difficult for opposing players to succeed on offense. In his last seven games, Wade has recorded 18 steals (2.6 spg) and 13 blocks (1.9 bpg) and coincidentally, six of the seven games have been Aztec wins. With his ability to play the passing lanes at such a high level, the sophomore finds himself among the Mountain West Conference leaders in steals and blocked shots.

Let's Get it Started

Brandon Heath made his 113th career start at Wyoming breaking the record held by San Diego State legend Michael Cage. Heath, who already broke Cage's school record for points in a career, tied the former NBA star with him in attendance at the UNLV game on Feb. 13. Prior to the game with the Rebels, Cage was honored by the Aztec faithful on the Cox Arena floor.

Thief!

With his three steals at Air Force on Jan. 20, Brandon Heath became San Diego State's all-time leader in steals. Already the school's scoring champ, Heath surpassed Anthony Watson atop the steals chart. The senior needed only one more game played than Watson to overtake him. Watson, a four-year letterwinner from 1983-86, reached 192 steals in 110 games, while Heath recorded his 193rd in career game No. 111.

Free Points

The Aztecs have taken full advantage of their free throw opportunities as they are 368 of 508 on the year, good for 72.4 percent. Last year, San Diego State shot a Division I era school best 72.8 percent from the line, the first time it had cleared 70 percent since 1996-97. In 27 games this year, San Diego State has shot over 80 percent nine times after only doing so seven times in 2005-06 (33 games). The improved shooting and increased attempts have also made a difference in the final outcome as four SDSU victories have come by three points or less and 11 by seven points or fewer. The Aztecs have outscored their opposition by 102 points from the line and have 105 more attempts.

Assist Man

Richie Williams is averaging 4.3 assists in his last 11 games and is third in the conference in the category at 4.52. A two-year starter, Williams had a streak of 43 straight games dating back to last season in which he has recorded at least one assist before being held without one at Wyoming. In 44 of his last 45 games, he has had at least four assists in 27 of those games (35 in his career). Only four times in his Aztec career (59 contests), three of which occurred during his freshman campaign, has he failed to notch an assist. This season, SDSU is 13-1 when Williams has at least five assists in a game.

The Brief Return of Matt Thomas

After missing the first 14 games while recovering from off-season back surgery, Matt Thomas made his way back to the floor against Wyoming. The 6-4 junior guard logged 12 minutes and made an immediate impact when he entered in the first half. Thomas did all of his damage in the opening first half scoring two points, grabbing one rebound and added a block, a steal and zero turnovers in six minutes. At Brigham Young, Thomas received the starting nod in place of an ill Richie Williams and posted a team-high four assists in the loss.

More impressive, he continued his masterful work with the ball. In his last 20 games dating back to last season, he only has 10 turnovers in 207 minutes. And in those 20 games, 13 of them have been of the turnover-free variety.

Thomas suffered a setback and has not played since the Brigham Young game due to his back.

Triple-Double Waiting to Happen

No player in San Diego State history has had a triple-double, but Richie Williams might be the first Aztec to accomplish the feat. Twice in his brief SDSU career, the San Diego native has come close to posting a triple-double. Last season vs. South Dakota State, Williams went for nine points, nine rebounds and 11 assists and against Lafayette, he recorded eight points, eight rebounds and eight assists. Prior to Williams' arrival on campus, only William Campbell (1987) and Keith Smith (1981 and 1982) came close to legendary status.

Habel is Able

Jerome Habel, who has only played 23 games in his Aztec career, is a model of consistency when out on the floor. This season, the junior from Rockville, Md., has grabbed at least six rebounds 15 times and has shot over 50 percent in 19 contests. Thanks to his consistent play, he ranks first on the team in rebounds with 6.3 per game and field goal percentage at 60.3 percent.

Heath Having Strong Senior Campaign

Senior Brandon Heath is playing the way he ended his junior campaign which resulted in AP honorable mention All-American and Mountain West Conference player of the year accolades.

Heath leads the team in scoring (19.1 points per game) and is also second on the squad in assists (96) and tied for second in steals (50). He is the team leader with 69 three-point field goals as well.

This season, he has already broken the school-record for most consecutive double-digit scoring games as the senior has tallied 10 or more points in 52 consecutive games. Already this season, he has 13 games with 20 or more points and one 30-point effort, including season-high streak of four straight earlier this year (one off his career best). More impressive, against Loyola Marymount, Heath became the MWC's all-time leading scorer with a 25-foot three-pointer surpassing Ruben Douglas for No. 1 and became SDSU's most prolific scorer, moving ahead of Michael Cage, on a second-half layup vs. Wyoming.

Heath has now seen action in 119 games in his career. Below are just a few of his accomplishments in his first 119 games.

- ▶ Made 114 starts
- ▶ Has 106 double-digit scoring games, 51 games with 20 or more points and four 30-point games.
- ▶ Led the team in scoring 56 times, in assists 43 times, in rebounding eight times and in efficiency rating 20 times.

Heath ranks fourth among all active NCAA Division I players in scoring (2,067 points) and has the fifth longest active double-digit scoring streak (52 games).

But Heath is not just a scorer. Earlier this year, he became just the eighth player in school history to record 300 assists and is in first place on the career steals chart with 200.

On Target

Steve Fisher has said on more than one occasion that the Aztecs can put the ball in the basket. For the season, SDSU is shooting 47.3 percent, including 36.3 percent from beyond the arc. Through 27 games, San Diego State has shot above 50 percent from the field eight times and above 60 percent three times. From distance, SDSU opened the campaign by hitting at least 50 percent of its three-pointers in four consecutive games.

Century Club

Brandon Heath hit the 100 career games played mark when he saw action against San Diego. He now has played in 119 contests and made 114 starts. The senior is the 16th Aztec to reach the games played milestone in SDSU's Division I era. He is tied with former teammate John Sharper (119 games played) for No. 1 all-time at San Diego State. Heath is also the just the fourth Aztec to start at least 100 games. Heath sits in the No. 1 spot with 114 starts.

Z0ning In

Lorrenzo Wade has been in the zone when shooting the basketball so far in his first year at SDSU. The sophomore from Las Vegas has shot at least 50 percent from the field in 15 of 27 games. To date, Wade is shooting 48.5 percent after making 126 of his 260 shots. When you take away his three-point attempts, he is shooting 53.7 percent (109 of 203).

Fisher Wins No. 300

Head coach Steve Fisher won his 300th career game on Dec. 30 vs. Lafayette. The 16th-year coach, who is in his eighth year at San Diego State, has won 124 of his 308 games at SDSU. He is the third winningest coach in SDSU history, trailing only George Ziegenfuss (1948-69) and Morris Gross (1929-42).

Exploding Onto the Scene

Jerome Habel certainly made a name for himself in his debut against Cal with 23 points (10-11 FG), seven rebounds and three blocks. Even though the junior from San Bernardino Valley College-transfer did not come from a Division I school, his first game as an Aztec was phenomenal when compared to SDSU's other transfers on the current roster. Last season, Mohamed Abukar scored 10 points (4-10 FG) and had two rebounds and two assists in a losing effort at Providence in his first game. Meanwhile, Lorrenzo Wade posted 11 points and four rebounds in his first game with the scarlet and black.

Everyone Plays, Everyone Scores

In San Diego State's game vs. Campbell, all 10 players who saw game action scored at least two points marking the first game since Feb. 17, 2005, at Colorado State, that every SDSU player who had his number called recorded at least a point.

Six players (Abukar, Habel, Heath, Johnson, Wade and Williams) also scored in double-figures vs. the Fighting Camels, the first time an Aztec team has accomplished the feat since Nov. 27, 2002, at Portland. That game featured 18 points from Steve Sir, 17 from Mike Mackell, 15 from Tony Bland, 14 from Deandre Moore and 13 apiece from Tommy Johnson and John Sharper.

"JV" on Varsity

Freshman Jer'Vaughn Johnson had a coming out party of sorts against Campbell. The forward from Compton, Calif., had seen action in every game prior to the Fighting Camels matchup and scored a combined 33 points. But in just 18 minutes of action, Johnson went on to score over half of his season total as he finished the game with a career-best 17 points on 8-of-9 shooting. Not only did he almost score a point per minute, he also grabbed a personal-high six rebounds.

Mr. Clutch

His nickname might be "Bottoms", but "Mr. Clutch" might be more appropriate. In his career at San Diego State, Heath has made seven shots that have given his team a lead it did not relinquish with less than 1:45 to play in the contest (he also has one other clutch shot that tied a game using the same criteria).

One of the most dramatic occurred in the season opener vs. Murray State at the Shamrock Invitational. After missing a layup and Kyle Spain's put-back dunk failed, Heath came from behind the Racer player, stole the ball, dribbled the other way and with one foot over the halfcourt line shot the ball and banked it in to give SDSU the three-point victory. In the following game at Saint Mary's, Heath nailed two free throws with 17 seconds left to give the Aztecs lead is would not relinquish.

Mo' from Abukar

Mohamed Abukar has always been able to put the ball in the basket. Coming into the year, he had 20 career double-figure scoring games, including

17 last season. This year is no different as the senior from San Diego opened with five straight double-digit scoring games and has 22 total. The one thing that pops out on the stat sheet these days is his ability to rebound. In two seasons at Florida, the most rebounds he ever collected was five and in his first year on Montezuma Mesa he had seven or more boards just six times with a career best of nine in the NCAA Tournament game vs. Indiana. Although he only had one rebound in the opener against Murray State, the last 25 games Abukar has recorded 149 rebounds, including a career-high 10 boards against Seattle Pacific and at Colorado State.

The Best Month Ever

San Diego State may be coming off the most successful month in school history. In November, the Aztecs equaled their best start in school history by winning eight straight games, seven of which came against teams that posted a winning record in 2005-06.

In months in which San Diego State played at least five games, only five times have the Aztecs posted a month without a defeat. Three of those five occurrences came in the 1930s.

The 8-0 record in November was the most successful month in the Division I era and marked the best month since 1967 when the Aztecs posted a 7-0 month in January.

Below is a look at the top months in school history, minimum five games.

Rk.	Month, Year	W-L	Pct.	Final Record
1.	February, 1937	9-0	1.000	17-9
	January, 1967	7-0	1.000	24-5; NCAA Division II national quarterfinals
3.	November, 2006 ◀	8-0	1.000	
4.	February, 1934	6-0	1.000	11-5
	December, 1931	6-0	1.000	13-2-1
6.	December, 1937	8-1	.889	20-8
7.	January, 2006	7-1	.875	24-9; NCAA Division I Tournament
	February, 1978	7-1	.875	19-9
	January, 1976	7-1	.875	16-13; NCAA Division I Tournament
	February, 1968	7-1	.875	21-6; NCAA Division II sub-regional
	February, 1966	7-1	.875	14-12
	February, 1958	7-1	.875	17-8
	January, 1956	7-1	.875	23-6
	January, 1940	7-1	.875	22-6; NAIA National Finalist
	February, 1940	7-1	.875	22-6; NAIA National Finalist
	January, 1939	7-1	.875	24-7; NAIA National Finalist

Heath Named MWC Player of the Week

San Diego State senior guard Brandon Heath was named Mountain West Conference Player of the Week on Dec. 18, two days after he broke the all-time MWC scoring record. The award, his second this season, extends his school record for most weekly awards to seven after he earned the honor three times as a junior and twice as a sophomore.

A 6-4 guard from Los Angeles, Heath helped the Aztecs to a 2-0 record for the week with victories over Campbell (119-82) and LMU (74-63). In SDSU's two wins, he averaged 22.0 points, 3.0 rebounds and 5.5 assists on 59.3 percent shooting from the field, including 58.3 percent from bonus distance.

Against the Fighting Camels, Heath scored a game-high tying 19 points on 8-of-13 shooting and finished the contest by hitting 3 of 5 from the three-point range. Not only did he fill up the scoring column, the MWC's top returning player handed out a game-best tying seven assists and two rebounds in leading SDSU to its fourth highest offensive output in school history and its most points since 1991.

For an encore, Heath went for 25 points, four rebounds, four assists and two steals in San Diego State's victory over Loyola Marymount. After only scoring six points in the game's initial 20 minutes, Heath went 7 for 8 from the field, including 4 for 5 from beyond the arc, in the second half to tally 19 of SDSU's 39 second-half points.

The school's No. 2 all-time scorer tied the league's scoring mark held by New Mexico's Ruben Douglas (1,782) with a three-pointer and moved atop the list with a 25-foot three-pointer with 11:51 remaining in the game to become the MWC's most prolific scorer.

Aztecs Picked to Win Mountain West for Second Straight Year; Heath Tabbed Top Returning Player, Abukar First Team

San Diego State was picked by the Mountain West Conference media to repeat as 2006-07 MWC champions in a preseason poll released by the conference on Oct. 26. The selection marks the second consecutive season in which the Aztecs have been picked to win the league. Last year, SDSU went on to record a 24-9 record, including a 13-3 mark in conference action, en route to both the regular season and conference tournament titles.

The Aztecs received 17 of 21 first-place votes and 192 total points to lead the league. Brigham Young finished second with one first-place vote and 156 points overall, while Air Force was picked to finish third after garnering three first-place votes and 147 total points. Rounding out the poll was Utah (114 points), New Mexico (101), UNLV (99), Colorado State (68), Wyoming (51) and TCU (27).

Individually, the league media tabbed senior guard Brandon Heath as the MWC's top returning player, a year after it selected former Aztec Marcus Slaughter as its top player. The Los Angeles native earned 2006 MWC Player of the Year honors after averaging 18.4 points, 3.4 rebounds and 3.5 assists during the campaign. During conference action, Heath increased his production as he averaged 19.5 points, 3.4 rebounds and 4.2 assists. Besides earning the league's top individual honor, he was named to the all-MWC first team and the all-MWC tournament squad. On a national and regional level, Heath earned Associated Press honorable mention All-America accolades as well as being named to the United States Basketball Writers Association (USBWA) all-District IX team and the National Association of Basketball Coaches (NABC) all-District 13 first team.

Joining Heath in receiving individual accolades was senior forward Mohamed Abukar, who was named to the all-MWC first team. The preseason honor comes on the heels of a 2006 season in which Abukar averaged 15.3 points and 4.6 rebounds in 16 conference games en route to earning second-team all-league recognition. Last season at the annual media day event, Abukar was named MWC Newcomer of the Year.

With Abukar being voted among the league's top five, this marks the second straight year that San Diego State has placed two players on the preseason all-conference first team.

Ringing in the New Season

Coming off a season in which San Diego State tied the overall school record with 24 victories, set a Division I record for wins in a season, captured its first Mountain West Conference regular-season crown and its second MWC tournament title, excitement surrounding the program is at an all-time high.

Couple last year's successes with the return of four returning starters, a strong recruiting class and a high-profile transfer, there is no wonder as to why great things are expected of the 2006-07 ballclub.

Below are reasons why many believe SDSU will be dancing come March:

► **Brandon Heath:** Heath returns to Montezuma Mesa after being named MWC Player of the Year, all-MWC first team and earning *Associated Press* honorable mention All-America accolades... He is one of three players in the nation to rank among the NCAA's top 75 in scoring and top 40 in free throw percentage, three-point field goals made and three-point field goal percentage... He returns as the reigning MWC scoring, free throw percentage and three-point field goal champion.

► **Mohamed Abukar:** Entering 2005-06, he was tabbed MWC Newcomer of the Year and he didn't disappoint as he was named all-conference second team last season... Once he became eligible last December he helped the Aztecs to 17 wins in 21 games as a starter and has currently scored in double figures in 13 of his last 15 games... In conference games only, he ranked No. 3 in free throw percentage (.857), No. 4 in field goal percentage (.537) and No. 9 in scoring (15.2).

► **Four Returning Starters:** In addition to Heath and Abukar, SDSU returns Kyle Spain and Richie Williams to round out its four returning starters. Steve Fisher has coached seven teams with four returning starters that he coached off a team the previous season and all seven times he reached the postseason (six NCAA appearances and an NIT championship).

► **Lorenzo Wade:** After sitting out the 2005-06 season due to NCAA transfer rules, the former Louisville Cardinal is eligible for 2006-07. Wade joins the Aztecs having played on Rick Pitino's 2005 squad which advanced to the Final Four. That season, he played in 35 games and scored a career-high 14 points on two different occasions.

Four Starters Returning for Fisher Equals Postseason

In his coaching history, Steve Fisher plus four or more returning starters has resulted in tremendous success. Seven previous times Steve Fisher has returned four or more starters from a team coached, with those clubs advancing to the NCAA Tournament on six occasions and winning the postseason NIT championship once. Below is a look at those clubs.

Season	Returning Starters	Final Record	Postseason (Record)
1989-90	4	23-8	NCAA Second Round (1-1)
1991-92	4	25-9	NCAA Runner-Up (5-1)
1992-93	5	31-5	NCAA Runner-Up (5-1)
1993-94	4	24-8	NCAA Regional Finalist (3-1)
1996-97	4	24-11	NIT Champions (5-0)
2001-02	4	21-12	NCAA First Round (0-1)
2005-06	4	24-9	NCAA First Round (0-1)
2006-07	4		

Those seven teams have posted a combined 172-62 (73.5 percent) winning percentage, have never failed to win at least 21 games and have an unbelievable 19-6 (76.0 percent) record in postseason games.

San Diego State Men's Basketball 2006-07 Honors

Team

- Preseason No. 24 nationally by *Street & Smith's*
- Preseason No. 27 by *Sports Illustrated*
- Preseason No. 30 by ESPN's Dick Vitale
- No. 34 in preseason USA Today/ESPN Coaches' Poll (24 votes)
- No. 36 in preseason Associated Press Poll (19 votes)
- Preseason No. 38 by ESPN's Andy Katz
- Preseason No. 54 by *CBSSportsline.com*
- Picked to earn berth in NCAA Tournament by *Athlon Sports*, *CBSSportsline.com*, *The Sporting News*, *The Sporting News' Kyle Veltrop*, *cbs.sportsline.com's Gary Parrish* and Katz
- Predicted to advance past first round of NCAA Tournament by *Athlon Sports* and Katz
- One of five team's described as "This Year's George Mason" by *Sports Illustrated*
- Mountain West Conference champions as voted by the league media
- MWC Champions by *Athlon Sports*, *Blue Ribbon*, *Street & Smith's*, *The Sporting News* and Parrish
- Tabbed as a national wild card impact team by Katz
- Best MWC frontcourt by *Blue Ribbon*
- Second-best MWC backcourt by *Blue Ribbon*
- Top recruiting class in the MWC by *Lindy's* and *Street & Smith's*
- Considered one of the top recruiting classes in the MWC by *USA Today Sports Weekly*

Brandon Heath (Senior, G, Los Angeles, Calif.)

- Third-team All-American by *Athlon Sports*
- High honorable mention All-American by ESPN's Jay Bilas
- Mountain West Conference Top Returning Player as voted by the league media
- Preseason candidate for Wooden Award All-American Team
- USBWA All-America Watch List
- Nominee for the Lowe's Senior CLASS Award
- Nation's top shooter by *Athlon Sports*

- ▶ Nation's No. 5 shooter by cbs.sportsline.com's Gary Parrish
- ▶ Nation's sixth-ranked shooting guard by *The Sporting News*
- ▶ Nation's No. 5 top senior on Luke Winn's Top 10 Seniors list on *SI.com*
- ▶ Best Player You've Never Heard Of by ESPN's Doug Gottlieb in *ESPN The Magazine*
- ▶ MWC player of the year by *Athlon Sports*, *Blue Ribbon*, *CBSSportsline.com*, *Lindy's*, *The Sporting News* and *USA Today Sports Weekly*
- ▶ First-team All-MWC by *Athlon Sports*, *CBSSportsline.com*, *Lindy's*, *The Sporting News*, *Street & Smith's* and *USA Today Sports Weekly*
- ▶ MWC's best player by *The Sporting News*' Kyle Veltrop
- ▶ MWC's top NBA prospect by *Lindy's*, *The Sporting News* and *Street & Smith's*
- ▶ MWC's most entertaining by *Lindy's*
- ▶ MWC Player of the Week (Nov. 13, Dec. 18)
- ▶ *CollegeInsider.com* Player of the Week (Nov. 20)
- ▶ Third-best 1-2 scoring punch in the nation with Mohamed Abukar according to *The Sporting News* (Jan. 22, 2007)

Mohamed Abukar (Senior, F, San Diego, Calif.)

- ▶ All-MWC first-team as voted by the league media
- ▶ First-team all-MWC by *Blue Ribbon*, *CBSSportsline.com*, *The Sporting News* and *Street & Smith's*
- ▶ Second-team all-MWC by *USA Today Sports Weekly*
- ▶ Third-best 1-2 scoring punch in the nation with Brandon Heath according to *The Sporting News* (Jan. 22, 2007)

Lorenzo Wade (Sophomore, F, Las Vegas, Nev.)

- ▶ Nation's top transfer list by *Athlon Sports*
- ▶ Top-5 MWC Impact Newcomer by *The Sporting News*

Jerome Habel (Junior, F, Rockville, Md.)

- ▶ Likely to see in NBA uniform first among MWC newcomers by *Lindy's*
- ▶ Listed as the team's impact rookie by *Street & Smith's*


Kyle Spain (Sophomore, F, Newark, Calif.)

- ▶ Third-team all-MWC by *Lindy's*

Richie Williams (Sophomore, G, San Diego, Calif.)

- ▶ Top MWC playmaker by *Lindy's*
-

SDSU Broadcast Roster



**#1
BRANDON HEATH**

Guard
6-4, 203, Senior-3L
Los Angeles, Calif.
Westchester High

PPG: 19.1 RPG: 3.9 APG: 3.6
FG%: 41.8 3FG: 36.5 FT%: 77.3



**#2
JER'VAUGHN JOHNSON**

Forward
6-6, 254, Freshman-HS
Compton, Calif.
Centennial High

PPG: 2.7 RPG: 2.2 APG: 0.1
FG%: 57.4 3FG: 00.0 FT%: 54.2



**#3
RICHIE WILLIAMS**

Guard
5-9, 162, Sophomore-1L
San Diego, Calif.
Steele Canyon High

PPG: 7.3 RPG: 3.9 APG: 4.5
FG%: 47.3 3FG: 50.0 FT%: 73.2



**#4
JEROME HABEL**

Forward
6-10, 200, Junior-JC
Rockville, Md.
San Bernardino Valley
(Calif.) College

PPG: 11.0 RPG: 6.3 APG: 0.9
FG%: 60.3 3FG: 00.0 FT%: 54.5



**#5
JON PASTOREK**

Forward
6-8, 209, Freshman-HS
Anaheim, Calif.
Canyon High

PPG: 1.6 RPG: 0.8 APG: 0.3
FG%: 48.0 3FG: 42.9 FT%: 100.0



**#10
BRANDON MARTIN**

Guard
6-1, 175, Freshman-HS
Fremont, Calif.
American High

PPG: 0.2 RPG: 0.6 APG: 0.2
FG%: 25.0 3FG: 00.0 FT%: 00.0



**#21
MATT THOMAS**

Guard
6-4, 213, Junior-2L
Riverside, Calif.
Martin Luther King High

PPG: 1.5 RPG: 1.5 APG: 2.0
FG%: 1.000 3FG: 00.0 FT%: 50.0



**#30
CHRIS LAMB**

Center
6-10, 245, Sophomore-1L
Louisville, Colo.
Monarch High


PPG: 1.6 RPG: 0.9 APG: 0.4
FG%: 59.1 3FG: 00.0 FT%: 30.0



**#31
LORRENZO WADE**

Forward
6-6, 228, Sophomore-TR
Las Vegas, Nev.
Univ. of Louisville

PPG: 11.1 RPG: 5.4 APG: 2.3
FG%: 48.5 3FG: 29.8 FT%: 66.0



**#32
DAVID VELASQUEZ**

Guard
5-11, 175, Senior-SQ
Sunnyvale, Calif.
St. Francis High


PPG: 0.0 RPG: 0.0 APG: 0.0
FG%: 00.0 3FG: 00.0 FT%: 00.0



**#33
KYLE SPAIN**

Forward
6-5, 229, Sophomore-1L
Newark, Calif.
Newark Memorial High

PPG: 7.0 RPG: 4.7 APG: 0.9
FG%: 40.1 3FG: 32.5 FT%: 76.5



**#34
MOHAMED ABUKAR**

Forward
6-10, 229, Senior-1L
San Diego, Calif.
Univ. of Florida

PPG: 15.3 RPG: 5.8 APG: 1.6
FG%: 47.0 3FG: 30.9 FT%: 85.7



**Head Coach
STEVE FISHER**

- -16th full season as head coach • 308-196
- -8th year at San Diego State • 124-114
- -1989 NCAA champion
- -3 NCAA Championship game appearances
- -8 NCAA Tournament appearances
- - Among active coaches he ranks: 5th in NCAA Tournament winning percentage (20-8, 71.4 percent), t-5th in NBA Draft Picks (14) and t-7th in NCAA Final Four Appearances (3)

San Diego State Coaches and Staff

Brian Dutcher, assistant head coach
Gregg Gottlieb, assistant coach
Justin Hutson, assistant coach
Mark Fisher, director of basketball operations
Matt Soria, director of player development
Mark Haines, athletic trainer

San Diego State

2006-07 Record: 19-8; 8-5 MWC
 2006 NCAA Tournament Participants

- The Aztecs' 8-0 start earlier this season was the best start by a Fisher team in his career as a head coach.
- The Aztecs have won 25 of their last 33 (25-8), 35 of their last 45 (35-10) and 37 of their last 48 (37-11) games dating back to last season.

Trends

- SDSU has a 50.3 FG pct. and 41.0 3FG pct. in 19 wins; 39.9 FG pct. and 26.6 3FG pct. in 8 losses.
- SDSU has won 24 straight home games when leading by 10 or more points at any time during the game.
- SDSU is 15-0 this season when scoring 74+ points.

		PPG	RPG	APG	FG	3FG	FT	
1	Brandon Heath Guard, 6-4, 203, Sr.-3L Los Angeles, Calif. (Westchester High)	06-07: 19.1 MWC: 18.2 Career Highs: Points: 37 at UNLV (1-15-05) Rebounds: 10 at TCU (1-31-07) Assists: 9 vs. UCSD (11-27-04)	3.9 4.1 37	3.6 3.8 10	41.8 38.6 10	36.5 32.0 9	77.3 75.9 10	First Aztec to score 30 pts. in a game in all four seasons... 1st all-time in scoring at SDSU (2,067)... All-time MWC leader in points and steals... 52 straight double-figure scoring gms. (school record)... 51 career 20+ scoring gms... Hit 7 career "clutch" shots (MG pg. 63)... 1st double-double w/22 pts. and 10 rebs. at TCU... SDSU is 10-2 when he has 6+ FTA and 12-3 when asts > turnovers.
2	JerVaughn Johnson Forward, 6-6, 254, Fr.-HS Compton, Calif. (Centennial High)	06-07: 2.7 MWC: 1.2 Career Highs: Points: 17 vs. Campbell (12-12-06) Rebounds: 6 vs. Campbell (12-12-06) Assists: 1 - three times	2.2 2.1 17	0.1 0.0 6	57.4 33.3 12	00.0 00.0 1	54.2 33.3 1	Possesses a big-time body for a true freshman... Aggressive player who can get to the basket... Played in 25 of 27 games this season... Is 27-for-47 from the field... CH 17 pts., 6 rebs. vs. Campbell in just 18 mins... Made first career start at WSU... Has four or more rebounds seven times despite not playing more than 19 mins. in any gm.
3	Richie Williams Guard, 5-9, 162, So.-1L San Diego, Calif. (Steele Canyon High)	06-07: 7.3 MWC: 7.2 Career Highs: Points: 19 at BYU (2-22-06) Rebounds: 9 vs. SDSU (3-3-06) Assists: 11 vs. SDSU (3-3-06)	3.9 3.5 19	4.5 4.2 9	47.3 42.0 19	50.0 45.5 11	73.2 77.8 11	SDSU is 13-1 this season when he has at least 5 assists... Season-high 15 pts. vs. Campbell... Team leader in assists (122)... Multiple steals in 16 games... CH 6 steals vs. Utah... Logged 30 or more minutes 20 times, including four 40-minute gms... Made 20 of last 40 3FGs... Shooting 50% from 3-pt. range this season after connecting on 32.2% last season... More asts. than TOs in 12 of last 14 games.
4	Jerome Habel Forward, 6-10, 200, Jr.-JC Rockville, Md. (San Bernardino Valley College)	06-07: 11.0 MWC: 11.5 Career Highs: Points: 23 vs. California (11-18-06) Rebounds: 12 at UNM (2-20-07) Assists: 3 - twice	6.3 5.5 23	0.9 0.5 12	60.3 59.4 12	00.0 00.0 3	54.5 60.5 2	Has shot at least 50 percent from the field in 19 of 23 games... In his first game of the year vs. Cal, he had 23 points, 7 rebounds and 3 blocks after serving a team suspension... Double-double at New Mexico (18 pts., 12 rebs.)... 6 or more rebs. in 15 games this season... 7 or more points in 17 of last 19 games... 11 multiple block games.
5	Jon Pastorek Forward, 6-8, 209, Fr.-HS Anaheim, Calif. (Canyon High)	06-07: 1.6 MWC: 0.6 Career Highs: Points: 13 vs. UCSD (11-15-06) Rebounds: 5 at UNLV (1-23-07) Assists: 2 - twice	0.8 0.9 13	4.5 0.2 5	48.0 33.3 13	42.9 25.0 2	100.0 00.0 2	True freshmen who has seen plenty of time this season for the Aztecs... Played in 20 games... 4 pts., 2 rebs., CH 2 assists vs. Campbell... Dished a CH two assists vs. UCR... Scored a CH 13 points in career-high 20 mins. vs. UCSD... CH 5 rebs. at UNLV... Has only four turnovers in his last 93 minutes on the court... Made 12-of-25 FGA (48.0 percent).
10	Brandon Martin Guard, 6-1, 175, Fr.-HS Fremont, Calif. (American High)	06-07: 0.2 MWC: 0.0 Career Highs: Points: 2 vs. Campbell (12-12-06) Rebounds: 5 vs. UCSD (11-15-06) Assists: 1 - twice	0.6 0.0 2	0.2 0.0 5	25.0 00.0 2	00.0 00.0 1	00.0 00.0 1	Lone walk-on the current squad... Played in nine games... Saw his first game action at Saint Mary's and played one minute... Played seven minutes and grabbed five boards against UCSD... Logged three minutes vs. UCR... Scored his first points (2) vs. Campbell... One turnover in just 20 minutes this season... Provides depth at the point guard position.
30	Chris Lamb Center, 6-10, 245, So.-1L Louisville, Colo. (Monarch High)	06-07: 1.6 MWC: 1.0 Career Highs: Points: 6 - twice Rebounds: 4 vs. UCSD (11-15-06) Assists: 2 vs. UCSD (11-15-06)	0.9 0.5 6	0.4 0.0 4	59.1 75.0 4	00.0 00.0 2	30.0 00.0 2	Made his first career start against Murray State... Is 15-for-24 from the field in his career... CH six points, two boards vs. MSU... Had two blocks at SMC... Matched CH with six points vs. UCSD... Played 125 mins. this season after playing only 21 mins. last year... Started four games at center... Has gained 40 lbs. since stepping foot on campus.
31	Lorrenzo Wade Forward, 6-6, 228, So.-TR Las Vegas, Nev. (Hargrave Military Academy/Louisville)	06-07: 11.1 MWC: 11.1 Career Highs: Points: 21 vs. Campbell (12-12-06) Rebounds: 12 vs. UNM (1-17-07) Assists: 8 at UNM (2-20-07)	5.4 6.5 21	2.3 2.8 12	48.5 44.4 12	29.8 25.9 8	66.0 56.7 8	Has shot at least 50 percent in 15 of 27 games... Scored in double figures in 17 games... CH 21 points (8-10 FG) vs. Campbell... Has a steal in 20 of last 23 games (44 total in last 23 gms)... CH 4 blocks vs. Lafayette... 32 blocks in last 16 gms... 13 pts. and CH 12 rebs. vs. New Mexico... 2nd career double-double at UNLV (11 pts., 11 rebs.)... 16 pts., 9 rebs., CH 8 assists at New Mexico.
32	David Velasquez Guard, 5-11, 175, Sr.-SQ Sunnyvale, Calif. (St. Francis High)	06-07: 0.0 MWC: 0.0 Career Highs: Points: -- Rebounds: -- Assists: --	0.0 0.0 --	0.0 0.0 --	00.0 00.0 --	00.0 00.0 --	00.0 00.0 --	Fifth-year student manager who has played in three games... Fisher informed him that he would be dressing prior to shootaround before the Utah game... Added 6 units prior to the UNLV game to make himself a full-time student... Made his first appearance vs. (15/13) Air Force and recorded a steal... Saw the court for the second time this season vs. UNLV... Runs the scout team in practice.
33	Kyle Spain Forward, 6-5, 229, So.-1L Newark, Calif. (Newark Memorial High)	06-07: 7.0 MWC: 5.6 Career Highs: Points: 22 vs. CSU (1-13-07) Rebounds: 12 vs. Wyoming (3-11-06) Assists: 5 vs. Campbell (12-12-06)	4.7 4.8 22	0.9 0.6 12	40.1 37.7 12	32.5 27.8 5	76.5 71.0 5	Aztecs are 5-0 this season and 16-2 in his career when he scores at least 10 points... CH five assists vs. Campbell... Tied a CH with 18 points vs. UCR (6-6 FGs, 1-1 3FGs, 5-5 FTs)... 3rd on team in FT% at 76.5... At least 4 rebs. in 20 of 25 games played this season... SH 11 rebs. vs. SPU... 12 pts. in 24 mins. vs. USD... CH 22 pts. vs. CSU... 9 rebs. at New Mexico.
34	Mohamed Abukar Forward, 6-10, 229, Sr.-1L San Diego, Calif. (Rancho Bernardo High/Florida)	06-07: 15.3 MWC: 13.7 Career Highs: Points: 26 - twice Rebounds: 10 - twice Assists: 5 vs. Northeastern (12-22-03)	5.8 5.3 26	1.6 1.5 10	47.0 43.6 10	30.9 17.9 5	85.7 88.1 5	Made 46-of-49 FTA in last four mins. of games... Scored in double figures in 35 of his last 41 games... 34-11 as a starter at SDSU... SDSU is 14-4 in his career when he has one turnover or less... First career double-double vs. SPU w/ 22 pts. and 10 rebs... Tied his career high with 26 points vs. Lafayette... Made 79 of last 91 FTA (86.8%)... 19 pts., 10 rebs. at CSU (2nd career double-double)

Coach Steve Fisher

Assistant Head Coach: Brian Dutcher
 Assistant Coaches: Gregg Gottlieb, Justin Hutson

- 16th full season overall: 308-196
- 8th season at SDSU: 124-114
- 1989 NCAA Championship
- Appeared in national championship game three times ('89, '92, '93)
- 9 NCAA Tournament Appearances
- 5th in Active NCAA Tournament winning percentage (behind only Krzyzewski, Izzo, Pitino and R. Williams)
- One of 12 active coaches to win an NCAA national championship (Boehim, Calhoun, Donovan, Fisher, Izzo, Knight, Krzyzewski, Olson, Pitino, T. Smith, G. Williams and R. Williams)

Steve Fisher

16th-Full Season • 8th Season at SDSU • Illinois State, 1967



Record Breakdown

	Career
Home	175-62
Away	77-111
Neutral	56-23

By Month	
November	36-16
December	87-37
January	70-56
February	59-52
March	51-32
April	4-2

Games Decided By/In	
1-Point Games	15-8
2 Points	15-12
3 Points or Less	74-49
Overtime	22-16

Steve Fisher has guided the Aztec basketball program to unparalleled heights. In seven seasons he has taken a program that regularly missed out on the conference postseason tournament, to one which has become of the best programs on the West Coast and has the Aztecs knocking on the door of the elite teams in the country.

The best news for SDSU fans is that Fisher signed a new five-year contract prior to the start of practice in October that will keep him in San Diego for the foreseeable future.

When Fisher arrived on the scene in March of 1999, he found a basketball program that wasn't good enough to be called average. The Aztecs had suffered through 13 losing seasons in 14 years. Members of the school's last NCAA team were in the early stages of middle age. The expectations were set. The Aztecs were expected to lose. The year before Fisher's arrival on campus, San Diego State won just four games.

Now those days are a distant memory. Fisher guided San Diego State to the NCAA Tournament in 2002, the postseason NIT in 2003 and the NCAA Tournament last season. In addition, the Aztecs may have their best team in school history entering the 2006-07 campaign with four starters returning off a team that won a Division I school-record 24 games, won the conference regular season and postseason championships and was just a minute away from claiming their first Division I NCAA Tournament victory in school history.

On March 26, 1999, San Diego State announced its arrival on the basketball scene in the form of a news conference to introduce its new coach, Steve Fisher. Fresh from a stint with the Sacramento Kings and with three appearances in the Final Four and a national championship in his pocket, he rolled up his sleeves and went to work. And work was needed. It looked to be a daunting challenge and yet the man with one of the highest winning percentages in NCAA Tournament history had no reservations.

No head-coaching career, at any level, started quicker than that of Steve Fisher. Six games into his head-coaching career he was

undefeated and sporting a national championship ring. And the success didn't stop with the national title.

Fisher's eight-plus seasons at the University of Michigan produced a 184-82 (.692) record, nine postseason tournament berths and three trips to the NCAA championship game, including the magical run to the 1989 national title.

Under Fisher, the Wolverines also claimed an NIT championship, won at least 20 games four times and finished among the top three in the powerful Big Ten Conference five times. In 1995, Michigan set a league record by holding opponents to just 39.4 percent shooting from the floor.

Fisher and Company raised the bar even higher in the postseason. His seven NCAA Tournament teams at Michigan combined for a 20-6 record, ranking him fourth among active coaches and ninth in NCAA history with a winning percentage of .769 in the national bracket. Only 13 coaches have taken more teams to the Final Four, including just five that are still active. He is one of three coaches to take three squads to the Final Four in the first five years of a head-coaching career, and one of just six coaches to lead a team to the championship of the NIT as well as the NCAA.

His accomplishments may be even greater at San Diego State. In 2001-02 he led the Aztecs to the postseason for the first time since 1985 and for just the fourth time ever. The 21 wins were second most for the school as a Division I program and the most since 1985. The fact that those numbers came after just three seasons signifies what is one of the great recent turnarounds in college basketball.

He followed that up with a third consecutive season with a .500 or better record in 2002-03 and led San Diego State back to the postseason for the second consecutive season for only the second time in the school's Division I history. In addition, SDSU claimed its first Division I postseason victory with a win in the NIT.

The future looks even brighter. The Aztecs return four starters to go along with another nationally-ranked recruiting class have SDSU fans looking forward to the 2006-07 campaign.

► Steve Fisher Year-By-Year

Year	School	W	L	Pct.	Conference			Postseason/Honors
					W	L	Pct.	
1989	Michigan	6	0	1.000	-	-	-	NCAA Champions
1989-90	Michigan	23	8	.742	12	6	.667	NCAA Second Round
1990-91	Michigan	14	15	.483	7	11	.389	NIT First Round
1991-92	Michigan	25	9	.735	11	7	.611	NCAA Runner-Up, <i>Basketball Times</i> Coach of the Year
1992-93	Michigan	31	5	.861	15	3	.833	NCAA Runner-Up
1993-94	Michigan	24	8	.750	13	5	.722	NCAA Regional Finalist
1994-95	Michigan	17	14	.548	11	7	.611	NCAA First Round
1995-96	Michigan	20	12	.625	10	8	.556	NCAA First Round
1996-97	Michigan	24	11	.686	9	9	.500	NIT Champions
Eight Full Seasons at UM		184	82	.692	88	56	.611	7 NCAA Tournaments, 9 Postseason Appearances
Year	School	W	L	Pct.	W	L	Pct.	Postseason/Honors
1999-00	San Diego State	5	23	.179	0	14	.000	
2000-01	San Diego State	14	14	.500	4	10	.286	8th-most improved team in the country (Sagarin Ratings)
2001-02	San Diego State	21	12	.636	7	7	.500	NCAA First Round; Aztecs' first NCAA trip since 1985
2002-03	San Diego State	16	14	.552	6	8	.429	NIT Second Round; Aztecs reach postseason in consecutive yrs
2003-04	San Diego State	14	16	.483	5	9	.357	Two players that earned all-league honors return in 04-05
2004-05	San Diego State	11	18	.379	4	10	.286	Young Aztecs drop seven gms. by four pts. or less or OT
2005-06	San Diego State	24	9	.727	13	3	.813	MWC regular season and tournament champs.; NCAA berth
2006-07	San Diego State	19	8	.704	8	5	.615	
Eight Seasons at SDSU		124	114	.521	47	66	.416	Consecutive Postseason Appearances
		W	L	Pct.	W	L	Pct.	Postseason/Honors
16th-Full Season Career		308	196	.611	135	122	.525	9 NCAA Tournaments, 12 Postseason Appearances

Season/Career Highs

Points
 Season 30 at New Mexico, 2-20-07
 Career 37 at UNLV, 1-15-05

Rebounds
 Season 10 at TCU, 1-31-07
 Career 10 at TCU, 1-31-07

Assists
 Season 7 vs. Campbell, 12-12-06
 7 vs. California, 11-18-06
 Career 9 vs. UCSD, 11-27-04

Field Goals
 Season 10 at New Mexico, 2-20-07
 Career 12 vs. Wyoming, 1-22-05
 12 at UNLV, 1-15-05

Field Goals Attempted
 Season 24 at New Mexico, 2-20-07
 Career 27 vs. Wyoming, 3-11-06

Three-Point Field Goals
 Season 5 at New Mexico, 2-20-07
 5 at UCSB, 11-25-06
 5 vs. Murray State, 11-10-06
 Career 8 at New Mexico, 2-25-06

Three-Point Field Goals Attempted
 Season 14 at New Mexico, 2-20-07
 Career 14 at New Mexico, 2-20-07

Free Throws
 Season 8 vs. Wyoming, 1-3-07
 Career 17 vs UNLV, 2-12-05

Free Throws Attempted
 Season 10 vs. Wyoming, 1-3-07
 10 at UCSB, 11-25-06
 Career 17 vs UNLV, 2-12-05

Steals
 Season 5 vs. UCR, 11-21-06
 Career 5 vs. UCR, 11-21-06
 5 vs. UCSD, 11-27-04


Blocked Shots
 Season 1 vs. Utah, 1-27-07
 Career 1 - five times

Minutes Played
 Season 44 at New Mexico, 2-20-07
 Career 44 at New Mexico, 2-20-07

Honors and Awards
 MWC Preseason Top Returning Player
 MWC Player of the Week (twice)

1 • Brandon Heath

Guard • 6-4 • 203 • Senior • Los Angeles, Calif. (Westchester High)



MWC Rankings (as of 2/22): 2nd in scoring, 3rd in three-point field goals made, 1-3rd in steals, 6th in assists, 6th in assist-to-turnover ratio, 11th in three-point field goal percentage, 14th in free throw percentage

SDSU and MWC all-time leading scorer... First Aztec and MWC player to score more than 2,000 points in a career... First Aztec to score 30 points in a game in all four seasons... Preseason MWC top returning player... A preseason candidate for the Wooden Award All-American team... Two-time MWC PoW this season (seven in career)... Has 51 career 20-plus point games... SDSU career leader in steals... Shamrock Invitational MVP... Has scored more than 10 points in 52 straight games setting the school record once held by Zack Jones (32)... Went for a then season-high 27 points and hit a GW half-court shot as time expired to give SDSU the win over Murray St. (11-10-06)... Hit all six free throws for a second consecutive game at Saint Mary's (11-11-06) en route to 20 points... Posted his third straight 20-plus scoring night with his 20 points against Seattle Pacific (11-12-06)... Shot 8-for-10 from the field to score 18 points vs. UCSD (11-15-06)... Also grabbed a season-best six rebounds against the Tritons... Tallied 19 points and season-best seven assists in win over Cal (11-18-06)... Scored a season-high 29 points, including 23 in the second half at UCSB (11-15-06)... After scoring only five points in the first half vs. San Diego (11-29-06), he had 16 in the second for 21 points... Had 13 points at Western Michigan (12-2-06)... Led the team in scoring with 14 points vs. Arizona (12-9-06)... Dished out a season-high seven assists vs. Campbell (12-12-06)... Scored a game-high 25 points vs. LMU (12-16-06) and became the MWC's all-time scoring leader... Scored a game-high 20 points at Washington St. (12-21-06)... 20 points, five rebounds, four steals vs. Lafayette (12-30-06)... Moved ahead of Michael Cage on SDSU's career scoring chart to become the Aztecs' all-time leading scorer when he scored 26 points vs. Wyoming (1-3-06)... Had 13 points and five rebounds at BYU (1-6-07)... 15 points and team-high six assists vs. CSU (1-13-07)... Scored 12 of his team-high 16 points in the second half vs. New Mexico (1-17-07)... Had a team-high 15 points and seven rebounds at Air Force (1-20-07)... Scored a game-high 20 points on 8-of-14 shooting at UNLV (1-23-07)... Credited with 14 points and his first block of the season vs. Utah (1-27-07)... Posted his first career double-double at TCU (1-31-07) with 22 points and 10 rebounds and added six assists... Had 14 points and team-high six assists vs. Air Force (2-6-07)... Posted 14 points and five assists at Colorado State (2-10-07)... Scored a game-high 16 points and surpassed 2,000 career points vs. UNLV (2-14-07)... Posted his 50th career 20-plus point game with 22 points at Wyoming (2-17-07)... Went for a season-high 30 points and connected on five three-pointers at New Mexico (2-20-07)... Is eighth player in school history to record 300 or more assists.

2006-07 Game-By-Game Statistics

Date	Opponent	S	MP	FG-FGA	3FG-FGA	FT-FTA	REB	PF	A	TO	BK	S	TP
N.10	vs. Murray State	S	39	8-17	5-10	6-6	5	2	3	1	0	1	27
N.11	at Saint Mary's	S	39	7-21	0-3	6-6	5	2	6	4	0	2	20
N.12	vs. Seattle Pacific	S	39	6-12	3-5	5-8	4	1	2	4	0	3	20
N.15	UC San Diego	S	29	8-10	2-2	0-2	6	2	1	2	0	2	18
N.18	California	S	40	7-15	3-7	2-2	2	1	7	5	0	3	19
N.21	UC Riverside	S	28	4-13	3-7	2-3	4	0	2	3	0	5	13
N.25	at UC Santa Barbara	S	38	9-14	5-8	6-10	4	1	2	1	0	4	29
N.29	San Diego	S	35	7-17	1-6	6-6	3	2	4	2	0	2	21
D.2	at Western Michigan	S	38	4-16	2-8	3-3	1	4	3	5	0	0	13
D.9	Arizona	S	39	6-18	2-10	0-0	4	0	2	3	0	1	14
D.12	Campbell	S	31	8-13	3-5	0-0	2	2	7	2	0	1	19
D.16	Loyola Marymount	S	36	8-14	4-7	5-6	4	3	4	5	0	2	25
D.21	at Washington State	S	40	7-16	3-6	3-3	4	1	2	2	0	1	20
D.30	Lafayette	S	39	7-17	2-8	4-6	5	1	1	2	0	4	20
J.3	Wyoming*	S	39	9-22	0-7	8-10	6	1	3	1	0	2	26
J.6	at Brigham Young*	S	30	5-13	2-5	1-2	5	2	3	6	0	3	13
J.13	Colorado State*	S	37	5-8	2-3	3-3	1	1	6	2	0	0	15
J.17	New Mexico*	S	40	5-15	3-9	3-5	3	1	4	3	0	1	16
J.20	at Air Force*	S	39	5-17	3-11	2-2	7	1	3	1	0	3	15
J.23	at UNLV*	S	40	8-14	4-9	0-2	3	4	2	5	0	0	20
J.27	Utah*	S	34	5-13	0-4	4-7	2	3	1	5	1	0	14
J.31	at TCU*	S	37	8-15	1-4	5-7	10	3	6	2	0	0	22
F.6	Air Force*	S	37	4-12	2-7	4-4	3	2	6	4	0	1	14
F.10	at Colorado State*	S	35	4-16	2-6	4-4	2	1	5	3	0	2	14
F.13	UNLV*	S	34	6-19	4-8	0-0	5	0	4	3	0	1	16
F.17	at Wyoming*	S	38	7-22	3-10	5-6	2	1	4	3	0	3	22
F.20	at New Mexico*	S	44	10-24	5-14	5-6	4	2	3	6	0	3	30
F.27	at Utah*												
M. 3	TCU*												
M.6-10	at Mountain West Conference Tournament												

► Heath Career Statistics

Year	G-GS	Min.-Avg.	FG-FGA	Pct.	3P-3PA	Pct.	FT-FTA	Pct.	OR	DR	Reb	Avg.	PF-D	AT	TO	BS	ST	Pts Avg.
03-04	30-26	897-29.9	144-368	.391	48-160	.300	77-110	.700	23	57	80	2.7	58-0	53	66	0	41	413 13.8
04-05	29-28	997-34.4	176-432	.407	48-151	.318	132-161	.820	21	80	101	3.5	53-1	107	104	3	63	532 18.3
05-06	33-33	1164-35.3	204-481	.424	98-240	.408	101-119	.849	21	90	111	3.4	54-1	114	119	1	49	607 18.4
06-07	27-27	994-36.8	177-423	.418	69-189	.365	92-119	.773	24	82	106	3.9	44-0	96	85	1	50	515 19.1
Totals	119-114	4052-34.1	701-1704	.411	263-740	.355	402-509	.790	89	309	398	3.3	209-2	370	374	5	203	2067 17.4

2 • JerVaughn Johnson

Forward • 6-6 • 254 • Freshman • Compton, Calif. (Centennial High)



Has seen action in 25 of 27 games this season... Logged more than 13 minutes of playing time in the first four contests and eight times this season... Had his best game at San Diego State as he set career highs in points (17), rebounds (6), assists (1), field goals (8), field goals attempted (9) and steals (1) vs. Campbell (12-12-06) all in just 18 minutes of play... Went 2-for-3 from the field for five points and had four rebounds in the opener vs. Murray State (11-10-06)... Played well at Saint Mary's (11-11-06) as he scored eight points and had a personal-best five rebounds... Hit both of his free throws vs. Seattle Pacific (11-12-06)... Posted six points and three rebounds at home vs. UC San Diego (11-15-06)... Saw limited action vs. California (11-18-06)... Connected on 4-of-5 attempts from the field and scored a then career-best nine points against UC Riverside (11-21-06)... Had three points and two rebounds in seven minutes at Western Michigan (12-2-06)... Tied his career high when he was credited with one assist vs. Arizona (12-9-06)... Had four rebounds, including three offensive, vs. Loyola Marymount (12-16-06)... Made the first start of his career at Washington State (12-21-06) and played 13 minutes... Tallied three points in 10 minutes vs. Lafayette (12-30-06)... Totaled one rebound in seven minutes of action vs. Wyoming (1-3-07)... Had five rebounds at Brigham Young (1-6-07) in eight minutes... After not playing in two straight games, logged four minutes and made his only field goal attempt at Air Force (1-20-07)... Grabbed three rebounds in five minutes at UNLV (1-23-07)... Blocked his first career shot in his only minute of action vs. Utah (1-27-07)... Was a perfect 2-for-2 from the field for four points and had a rebound in six minutes at TCU (1-31-07)... Matched his career best with one blocked shot vs. Air Force (2-6-07)... Scored three points and had one rebound in seven minutes at Colorado State (2-10-07)... Played 11 minutes and collected five rebounds, two points and matched his career bests in blocks (1) and steals (1) vs. UNLV (2-13-07)... Saw nine minutes on the court at Wyoming (2-17-07) and grabbed one rebound... Played 15 minutes in reserve and had five rebounds, two points and a blocked shot at New Mexico (2-20-07)... Has made 27 of the 47 shots he has taken from the field (57.4 percent).

2006-07 Game-By-Game Statistics

Date	Opponent	S	MP	FG-FGA	3FG-FGA	FT-FTA	REB	PF	A	TO	BK	S	TP
N.10	vs. Murray State		13	2-3	0-0	1-2	4	1	0	1	0	0	5
N.11	at Saint Mary's		19	4-5	0-0	0-0	5	3	0	0	0	0	8
N.12	vs. Seattle Pacific		13	0-0	0-0	2-2	2	1	0	1	0	0	2
N.15	UC San Diego		18	1-2	0-0	4-6	3	2	1	3	0	1	6
N.18	California		3	0-0	0-0	0-0	0	0	0	1	0	0	0
N.21	UC Riverside		15	4-5	0-0	1-4	3	0	0	0	0	0	9
N.25	at UC Santa Barbara		4	0-0	0-0	0-0	0	2	0	0	0	0	0
N.29	San Diego		5	0-0	0-0	0-0	2	3	0	2	0	0	0
D.2	at Western Michigan		7	1-1	0-0	1-2	2	3	0	2	0	0	3
D.9	Arizona		4	0-0	0-0	0-0	0	1	1	0	0	0	0
D.12	Campbell		18	8-9	0-0	1-1	6	1	1	4	0	1	17
D.16	Loyola Marymount		10	0-2	0-0	1-2	4	0	0	2	0	0	1
D.21	at Washington State	S	13	0-0	0-0	0-0	0	0	0	2	0	0	0
D.30	Lafayette		10	1-2	0-1	1-2	0	2	0	2	0	0	3
J.3	Wyoming*		7	0-2	0-0	0-0	1	2	0	1	0	0	0
J.6	at Brigham Young*		8	0-2	0-0	0-1	5	3	0	2	0	0	0
J.13	Colorado State*					DNP-CD							
J.17	New Mexico*					DNP-CD							
J.20	at Air Force*		4	1-1	0-0	0-0	0	2	0	0	0	0	2
J.23	at UNLV*		5	0-1	0-0	0-0	3	2	0	2	0	0	0
J.27	Utah*		1	0-0	0-0	0-0	0	0	0	0	1	0	0
J.31	at TCU*		6	2-2	0-0	0-0	1	1	0	0	0	0	4
F.6	Air Force*		5	0-2	0-0	0-0	1	0	0	1	1	0	0
F.10	at Colorado State*		7	1-1	0-0	1-2	1	1	0	0	0	0	3
F.13	UNLV*		11	1-6	0-0	0-0	5	2	0	0	1	1	2
F.17	at Wyoming*		9	0-0	0-0	0-0	1	3	0	1	0	0	0
F.20	at New Mexico*		15	1-1	0-0	0-0	5	1	0	0	1	0	2
F.27	at Utah*												
M. 3	TCU*												
M.6-10	at Mountain West Conference Tournament												

► Johnson Career Statistics

Year	G-GS	Min.-Avg.	FG-FGA	Pct.	3P-3PA	Pct.	FT-FTA	Pct.	OR	DR	Reb	Avg.	PF-D	AT	TO	BS	ST	Pts	Avg.
06-07	25-1	230-9.2	27-47	.574	0-1	.000	13-24	.542	22	32	54	2.2	36-0	3	27	4	3	67	2.7

Season/Career Highs

Points
 Season 18 vs. Colorado State, 2-10-07
 Career 19 at BYU, 2-22-06

Rebounds
 Season 8 vs. Lafayette, 12-30-06
 Career 9 vs. So. Dakota St., 3-3-06

Assists
 Season 8 vs. Lafayette, 12-30-06
 8 vs. UCR, 11-21-06
 8 vs. Murray State, 11-10-06
 Career 11 vs. So. Dakota St., 3-3-06

Field Goals
 Season 5 at Colorado State, 2-10-07
 5 vs. Seattle Pacific, 11-12-06
 Career 8 at BYU, 2-22-06

Field Goals Attempted
 Season 12 at UNLV, 1-23-07
 Career 12 at UNLV, 1-23-07
 12 at BYU, 2-22-06
 12 at Wyoming, 1-28-06

Three-Point Field Goals
 Season 3 vs. UCSD, 11-15-06
 Career 3 vs. UCSD, 11-15-06

Three-Point FG Attempted
 Season 4 at Colorado State, 2-10-07
 4 vs. New Mexico, 1-17-07
 4 vs. Wyoming, 1-3-07
 4 vs. Campbell, 12-12-06
 4 at W. Michigan, 12-2-06
 4 vs. Seattle Pacific, 11-12-06
 Career 4 - 10 times

Free Throws
 Season 7 vs. Campbell, 12-12-06
 Career 7 vs. Campbell, 12-12-06

Free Throws Attempted
 Season 9 at W. Michigan, 12-2-06
 Career 9 at W. Michigan, 12-2-06
 9 at Alaska Fair., 11-17-05


Steals
 Season 6 vs. Utah, 1-27-07
 Career 6 vs. Utah, 1-27-07

Blocked Shots
 Season 1 vs. Campbell, 12-12-06
 1 vs. UCSD, 11-15-06
 Career 1 - four times

Minutes Played
 Season 40 at New Mexico, 2-20-07
 40 vs. Seattle Pacific, 11-12-06
 40 at Saint Mary's, 11-11-06
 40 vs. Murray State, 11-10-06
 Career 40 -four times

3 • Richie Williams

Guard • 5-9 • 162 • Sophomore • San Diego, Calif. (Steele Canyon High)



MWC Rankings (as of 2/22): 1st in steals, 3rd in assists, 5th in assist-to-turnover ratio

Started 26 games this year and has played 30-plus minutes 21 times this season... SDSU is 13-1 this season when he has at least five assists... Played every minute in three consecutive days to open the season... Posted eight points and eight assists in 40 minutes against Murray St. (11-10-06)... Recorded four steals at Saint Mary's (11-11-06), while playing the whole game... Had a season-high 12 points on 5-of-9 shooting vs. Seattle Pacific (11-12-06)... Went perfect on the night, shooting 3-for-3 from the field (3-3 3FGs) and 2-for-2 from the line en route to 11 points vs. UCSD (11-15-06)... Connected on multiple three-point attempts in three consecutive games earlier this season... Plagued by foul trouble vs. California (11-18-06), he still grabbed a then season-high four rebounds and had two steals... Matched his season-high with eight assists despite playing just 30 minutes in the blowout victory over UC Riverside (11-21-06)... Set a then season high for rebounds with five at UCSB (11-25-06)... Tied his then season best with five rebounds vs. San Diego (11-29-06)... At Western Michigan (12-2-06), he scored a then season-best 12 points and connected on a then season-high five free throws; he also added six rebounds... Was credited with seven rebounds vs. Arizona (12-9-06)... Scored a season-high 15 points vs. Campbell (12-12-06), dished out six assists and went a personal-best 7-for-7 from the free throw line... Had his second straight game with six assists when he dished out six dimes vs. LMU (12-16-06)... Had four boards and hit both field goals, including his only three-pointer to tally five points in 37 minutes at Washington St. (12-21-06)... Nearly missed SDSU's first-ever triple double with eight points, eight rebounds (season high) and eight assists (season high) vs. Lafayette (12-30-06)... Recorded six assists (team high), six rebounds (tied for team high) and five points vs. Wyoming (1-3-06)... Battled the flu and did not start at Brigham Young (1-6-07), but still contributed seven points and three steals in 25 minutes... Dished out a team-high six assists and added seven points and four boards in 31 minutes vs. Colorado St. (1-13-07)... Tied for team high honors in assists with three at Air Force (1-20-07)... Recorded a game-high seven assists and added 12 points and three steals vs. New Mexico (1-17-07)... Scored nine points, grabbed five rebounds and had three thefts, his 11th multiple steal game, at UNLV (1-23-07)... Had a personal-best six steals and five assists and zero turnovers in 35 minutes vs. Utah (1-27-07)... Had five points, two steals, two assists and two rebounds in the win at TCU (1-31-07)... Connected on 2-of-3 three pointers and two steals vs. AFA (2-6-07)... Scored a season-high 18 points and added six rebounds and six assists at CSU (2-10-07)... Made a pair of threes and had five assists and zero turnovers vs. UNLV (2-13-07)... Had eight points, four steals and four rebounds at Wyoming (2-17-07)... Dished out seven assists in 40 minutes at New Mexico (2-20-07).

2006-07 Game-By-Game Statistics

Date	Opponent	S	MP	FG-FGA	3FG-FGA	FT-FTA	REB	PF	A	TO	BK	S	TP
N.10	vs. Murray State	S	40	3-4	0-1	2-3	3	1	8	7	0	2	8
N.11	at Saint Mary's	S	40	2-8	2-2	0-1	3	4	5	5	0	4	6
N.12	vs. Seattle Pacific	S	40	5-9	2-4	0-0	3	4	3	4	0	1	12
N.15	UC San Diego	S	30	3-3	3-3	2-2	3	1	4	2	1	0	11
N.18	California	S	21	1-1	0-0	0-0	4	5	4	2	0	2	2
N.21	UC Riverside	S	30	2-6	1-2	1-1	4	4	8	4	0	3	6
N.25	at UC Santa Barbara	S	29	1-2	0-1	0-0	5	4	5	5	0	0	2
N.29	San Diego	S	36	3-4	1-1	1-1	5	3	2	4	0	2	8
D.2	at Western Michigan	S	37	3-8	1-4	5-9	6	3	4	4	0	1	12
D.9	Arizona	S	33	2-4	0-1	0-0	7	4	4	5	0	1	4
D.12	Campbell	S	28	3-5	2-4	7-7	1	2	6	3	1	2	15
D.16	Loyola Marymount	S	36	1-3	1-2	0-1	3	3	6	5	0	0	3
D.21	at Washington State	S	37	2-2	1-1	0-0	4	4	1	5	0	2	5
D.30	Lafayette	S	35	2-3	2-3	2-4	8	0	8	4	0	3	8
J.3	Wyoming*	S	37	2-8	1-4	0-0	6	2	6	4	0	1	5
J.6	at Brigham Young*		25	2-4	1-2	2-4	3	2	1	0	0	3	7
J.13	Colorado State*	S	31	2-3	1-1	2-2	4	2	6	5	0	1	7
J.17	New Mexico*	S	39	4-9	2-4	2-5	4	2	7	2	0	3	12
J.20	at Air Force*	S	32	0-2	0-2	0-0	1	4	3	2	0	0	0
J.23	at UNLV*	S	36	4-12	1-3	0-0	5	4	2	5	0	3	9
J.27	Utah*	S	35	1-1	0-0	4-4	3	4	5	0	0	6	6
J.31	at TCU*	S	34	2-8	1-3	0-0	2	2	2	1	0	2	5
F.6	Air Force*	S	26	2-3	2-3	0-0	2	3	4	2	0	2	6
F.10	at Colorado State*	S	39	5-7	2-4	6-6	6	3	6	3	0	0	18
F.13	UNLV*	S	25	2-2	2-2	0-0	3	4	5	0	0	3	6
F.17	at Wyoming*	S	38	2-7	1-2	3-4	4	4	0	1	0	4	8
F.20	at New Mexico*	S	40	1-3	1-3	2-2	3	2	7	2	0	1	5
F.27	at Utah*												
M. 3	TCU*												
M.6-10	at Mountain West Conference Tournament												

► Williams Career Statistics

Year	G-GS	Min.-Avg.	FG-FGA	Pct.	3P-3PA	Pct.	FT-FTA	Pct.	OR	DR	Reb	Avg.	PF-D	AT	TO	BS	ST	Pts	Avg.
05-06	33-32	935-28.3	71-168	.423	19-59	.322	58-81	.716	26	61	87	2.6	77-1	127	97	2	58	219	6.6
06-07	27-26	909-33.7	62-131	.473	31-62	.500	41-56	.732	20	85	105	3.9	80-1	122	86	2	52	196	7.3
Totals	60-58	1844-30.7	133-299	.445	50-121	.413	99-137	.723	46	146	192	3.2	157-2	249	183	4	110	415	6.9

Career Highs

Points
Career 23 vs. California, 11-18-06

Rebounds
Career 12 at New Mexico, 2-20-07

Assists
Career 3 at W. Michigan, 12-2-06
3 vs. San Diego, 11-29-06

Field Goals
Career 10 vs. California, 11-18-06

Field Goals Attempted
Career 13 vs. Utah, 1-27-07

Three-Point Field Goals
Career

Three-Point FG Attempted
Career 1 vs. Arizona, 12-9-06

Free Throws
Career 6 at Wyoming, 2-17-07
6 at Wash. St., 12-21-06

Free Throws Attempted
Career 8 at Wyoming, 2-17-07
8 at Wash. St., 12-21-06
8 vs. California, 11-18-06


Steals
Career 3 at Colorado State, 2-10-07

Blocked Shots
Career 4 at New Mexico, 2-20-07

Minutes Played
Career 36 at W. Michigan, 12-2-06

4 • Jerome Habel

Forward • 6-10 • 200 • Junior • Rockville, Md.
(Walt Whitman (Md.) High/San Bernardino Valley (Calif.) College)



MWC Rankings (as of 2/22): 3rd in field goal percentage, 5th in blocked shots, 6th in rebounding, 9th in defensive rebounding, 10th in offensive rebounding

Did not play in first four games due to team suspension... Has started 16 games... Has six or more rebounds in 15 games this season... Connected on at least 50 percent of his shots in 19 games... Made his debut vs. California (11-18-06) a memorable one... Connected on 10-of-11 shots en route to a game-high 23 points in 30 minutes against the Golden Bears... Also shared team-high honors with seven rebounds (Mohamed Abukar) and added three blocked shots... Followed that performance up with six points and a game-high 10 rebounds in 25 minutes against UC Riverside (11-21-06)... Played a then career-high 34 minutes and had 14 points and seven rebounds at UCSB (11-25-06)... Established a career best with three assists vs. San Diego (11-29-06)... Matched his lifetime best of three assists at Western Michigan (12-2-06), while adding 14 points and seven rebounds in a career-high 36 minutes... Snagged seven rebounds and put up nine points on 4-of-8 shooting vs. Arizona (12-9-06)... Added 12 points, six rebounds and a career-high tying three blocks vs. Campbell (12-12-06)... Fell one rebound shy of matching his career high of 10 rebounds vs. Loyola Marymount (12-16-06)... Came off the bench to contribute eight points, including a career-best six free throws at Washington State (12-21-06)... Posted a career-best 10 rebounds and three blocks vs. Lafayette (12-30-06)... Shot 4-of-8 from the field for eight points in 18 minutes vs. Wyoming (1-3-07)... Tallied 12 points and two blocks at Brigham Young (1-6-07)... Played 20 minutes and contributed five points, three rebounds and a career-best two steals vs. Colorado State (1-13-07)... Posted 11 points and four rebounds in a starting role vs. New Mexico (1-17-07)... Shared team-high honors with Brandon Heath in points with 15 and added five rebounds at Air Force (1-20-07)... Started, but injured his ankle mid-way through the first half, and contributed nine points, seven rebounds and two blocks in 31 minutes at UNLV (1-23-07)... Went 8-for-13 from the field en route to 17 points vs. Utah (1-27-07)... Blocked a career-high three shots at TCU (1-31-07)... Scored 11 points and had eight rebounds vs. Air Force (2-6-07)... Tied his career high with three blocks, set a new personal best with three steals, grabbed seven rebounds and scored 10 points at Colorado State (2-10-07)... Went for nine points, five rebounds and two blocks vs. UNLV (2-13-07)... Posted 18 points and a game-high nine rebounds at Wyoming (2-17-07)... Recorded his first double-double as an Aztec at New Mexico (2-20-07) with 18 points and 12 rebounds; he also added a career-best four blocks.

2006-07 Game-By-Game Statistics

Date	Opponent	S	MP	FG-FGA	3FG-FGA	FT-FTA	REB	PF	A	TO	BK	S	TP
N.10	vs. Murray State			DNP-Team Suspension									
N.11	at Saint Mary's			DNP-Team Suspension									
N.12	vs. Seattle Pacific			DNP-Team Suspension									
N.15	UC San Diego			DNP-Team Suspension									
N.18	California		30	10-11	0-0	3-8	7	3	0	2	3	0	23
N.21	UC Riverside	S	25	2-6	0-0	2-2	10	0	2	2	1	0	6
N.25	at UC Santa Barbara	S	34	7-12	0-0	0-2	7	4	1	2	2	1	14
N.29	San Diego	S	29	1-5	0-0	0-0	6	4	3	2	0	0	2
D.2	at Western Michigan	S	36	7-8	0-0	0-4	7	3	3	3	2	0	14
D.9	Arizona	S	32	4-8	0-1	1-2	7	1	1	1	0	0	9
D.12	Campbell	S	24	6-7	0-0	0-0	6	3	2	3	3	1	12
D.16	Loyola Marymount		31	4-5	0-0	0-0	9	3	0	3	1	0	8
D.21	at Washington State		27	1-2	0-0	6-8	6	2	1	2	0	1	8
D.30	Lafayette	S	33	3-9	0-0	1-2	10	2	2	2	3	1	7
J.3	Wyoming*	S	18	4-8	0-0	0-0	1	2	0	2	0	0	8
J.6	at Brigham Young*		22	5-8	0-0	2-5	2	0	0	0	2	1	12
J.13	Colorado State*		20	1-2	0-0	3-4	3	3	1	1	1	2	5
J.17	New Mexico*	S	26	4-6	0-0	3-4	4	1	1	2	0	0	11
J.20	at Air Force*		27	7-9	0-0	1-3	5	2	0	1	0	0	15
J.23	at UNLV*	S	31	4-10	0-0	1-2	7	1	0	1	2	0	9
J.27	Utah*		29	8-13	0-0	1-2	4	0	0	1	1	0	17
J.31	at TCU*	S	24	3-5	0-0	0-0	4	5	1	0	3	0	6
F.6	Air Force*	S	34	5-8	0-0	1-1	8	3	0	1	1	0	11
F.10	at Colorado State*	S	27	5-8	0-0	0-1	7	3	0	3	3	3	10
F.13	UNLV*	S	32	4-8	0-0	1-2	5	0	1	1	2	1	9
F.17	at Wyoming*	S	32	6-10	0-0	6-8	9	4	2	2	1	1	18
F.20	at New Mexico*	S	34	7-11	0-0	4-6	12	3	1	1	4	1	18
F.27	at Utah*												
M. 3	TCU*												
M.6-10	at Mountain West Conference Tournament												

Habel Career Statistics

Year	G-GS	Min.-Avg.	FG-FGA	Pct.	3P-3PA	Pct.	FT-FTA	Pct.	OR	DR	Reb	Avg.	PF-D	AT	TO	BS	ST	Pts Avg.
06-07	23-16	657-28.6	108-179	.603	0-1	.000	36-66	.545	53	93	146	6.3	52-1	22	38	35	13	252 11.0

Career Highs**Points**

Career 13 vs. UCSD, 11-15-06

Rebounds

Career 5 at UNLV, 1-23-07

AssistsCareer 2 vs. Campbell, 12-12-06
2 vs. UCR, 11-21-06**Field Goals**

Career 4 vs. UCSD, 11-15-06

Field Goals Attempted

Career 6 vs. UCSD, 11-15-06

Three-Point Field Goals

Career 3 vs. UCSD, 11-15-06

Three-Point Field Goals Attempted

Career 4 vs. UCSD, 11-15-06

Free Throws

Career 2 vs. UCSD, 11-15-06

Free Throws Attempted

Career 2 vs. UCSD, 11-15-06

Steals

Career 1 at Saint Mary's, 11-11-06

Blocked Shots

Career 1 vs. UCSD, 11-15-06

Minutes Played

Career 20 vs. UCSD, 11-15-06

5 • Jon Pastorek

Forward • 6-8 • 209 • Freshman • Anaheim, Calif. (Canyon High)

Played in 20 games this season, including 13 of the last 14... After playing only 11 minutes total in the first three games, Pastorek logged a career-best 20 minutes vs. UC San Diego (11-15-06) and saw 10 minutes of action against UC Riverside (11-21-06)... Against the Tritons, he scored 13 points on 4-of-6 shooting, including 3-for-4 from three-point distance, grabbed one rebound and blocked his first shot... After not seeing action the previous two games, he logged two minutes at Western Michigan (12-2-06)... Posted four points and career-high two rebounds and two assists in 11 minutes vs. Campbell (12-12-06)... Logged 11 minutes and had three points and a rebound vs. Lafayette (12-30-06)... Played in consecutive games for the first time since playing in the opening four games when he saw two minutes of court time vs. Wyoming (1-3-07)... Saw action in his third straight game at Brigham Young and played 11 minutes... Tied his Aztec career high when he played in his fourth consecutive game vs. Colorado State (1-13-07) and tallied three points and had a personal-best three rebounds in 12 minutes, his most game action since Nov. 15 vs. UC San Diego (20 mins.)... Played in a personal-best fifth straight game vs. New Mexico (1-17-07) and had a pair of rebounds... Logged three minutes at Air Force (1-20-07)... Snagged a career-high five rebounds in 16 minutes at UNLV (1-23-07)... Credited with one rebound in two minutes vs. Air Force (2-6-07).

2006-07 Game-By-Game Statistics

Date	Opponent	S	MP	FG-FGA	3FG-FGA	FT-FTA	REB	PF	A	TO	BK	S	TP
N.10	vs. Murray State		2	0-0	0-0	0-0	0	1	0	1	0	0	0
N.11	at Saint Mary's		5	0-0	0-0	0-0	0	0	0	0	0	1	0
N.12	vs. Seattle Pacific		4	0-1	0-1	0-0	0	0	0	0	0	0	0
N.15	UC San Diego		20	4-6	3-4	2-2	1	2	0	3	1	0	13
N.18	California					DNP-CD							
N.21	UC Riverside		10	2-2	1-1	0-0	1	0	2	0	0	0	5
N.25	at UC Santa Barbara					DNP-CD							
N.29	San Diego					DNP-CD							
D.2	at Western Michigan		2	0-0	0-0	0-0	0	0	0	0	0	0	0
D.9	Arizona					DNP-CD							
D.12	Campbell		11	2-4	0-2	0-0	2	1	2	0	0	0	4
D.16	Loyola Marymount					DNP-CD							
D.21	at Washington State					DNP-CD							
D.30	Lafayette		11	1-3	1-2	0-0	1	1	0	0	0	0	3
J.3	Wyoming*		2	0-0	0-0	0-0	0	0	0	0	0	0	0
J.6	at Brigham Young*		11	0-1	0-0	0-0	0	2	0	1	0	0	0
J.13	Colorado State*		12	1-2	1-2	0-0	3	2	0	0	0	0	3
J.17	New Mexico*		7	0-2	0-1	0-0	2	0	1	1	0	0	0
J.20	at Air Force*		3	0-0	0-0	0-0	0	1	0	1	0	0	0
J.23	at UNLV*		16	2-3	0-0	0-0	5	2	1	1	0	0	4
J.27	Utah*		1	0-0	0-0	0-0	0	0	0	0	0	0	0
J.31	at TCU*		2	0-0	0-0	0-0	0	0	0	0	0	0	0
F.6	Air Force*		2	0-0	0-0	0-0	1	0	0	0	0	0	0
F.10	at Colorado State*					DNP-CD							
F.13	UNLV*		1	0-1	0-1	0-0	0	0	0	0	0	0	0
F.17	at Wyoming*		0+	0-0	0-0	0-0	0	1	0	0	0	0	0
F.20	at New Mexico*		1	0-0	0-0	0-0	0	1	0	0	0	0	0
F.27	at Utah*												
M. 3	TCU*												
M.6-10	at Mountain West Conference Tournament												

Pastorek Career Statistics

Year	G-GS	Min.-Avg.	FG-FGA	Pct.	3P-3PA	Pct.	FT-FTA	Pct.	OR	DR	Reb	Avg.	PF-D	AT	TO	BS	ST	Pts Avg.	
06-07	20-0	123-6.2	12-25	.480	6-14	.429	2-2	1.000	5	11	16	0.8	14-0	6	8	1	1	32	1.6

Career Highs**Points**

Career 2 vs. Campbell, 12-12-06

Rebounds

Career 5 vs. UCSD, 11-15-06

AssistsCareer 1 vs. Campbell, 12-12-06
1 vs. UCSD, 11-15-06**Field Goals**

Career 1 vs. Campbell, 12-12-06

Field Goals AttemptedCareer 1 vs. Air Force, 2-6-07
1 vs. Campbell, 12-12-06
1 vs. UCR, 11-21-06
1 vs. UCSD, 11-15-06**Three-Point Field Goals**

Career

Three-Point FG Attempted

Career 1 vs. Air Force, 2-6-07

Free Throws

Career

Free Throws Attempted

Career

Steals

Career


Blocked Shots

Career

Minutes Played

Career 7 vs. UCSD, 11-15-06

10 • Brandon Martin

Guard • 6-1 • 175 • Freshman • Fremont, Calif. (American High)

The lone walk-on on the team... Provides depth at the point guard position... Played in nine games this season.... Saw his first game action at the end of the first half at Saint Mary's (11-11-06)... Played his most extensive minutes in the home opener vs. UCSD (11-15-06) where he logged seven minutes, pulled down five rebounds and recorded one assist... Had his number called at Western Michigan (12-2-06) in the final seconds and applied full-court pressure against the Broncos... Scored his first points as an Aztec on a layup vs. Campbell (12-12-06); he also tied his career high with one assist... After not seeing any action in eight consecutive games, he had his number called at UNLV (1-23-07)... Attempted his first three-point field goal vs. Air Force (2-6-07).

2006-07 Game-By-Game Statistics

Date	Opponent	S	MP	FG-FGA	3FG-FGA	FT-FTA	REB	PF	A	TO	BK	S	TP
N.10	vs. Murray State				DNP-CD								
N.11	at Saint Mary's		1	0-0	0-0	0-0	0	0	0	0	0	0	0
N.12	vs. Seattle Pacific				DNP-CD								
N.15	UC San Diego		7	0-1	0-0	0-0	5	0	1	0	0	0	0
N.18	California				DNP-CD								
N.21	UC Riverside		3	0-1	0-0	0-0	0	0	0	1	0	0	0
N.25	at UC Santa Barbara				DNP-CD								
N.29	San Diego				DNP-CD								
D.2	at Western Michigan		1	0-0	0-0	0-0	0	0	0	0	0	0	0
D.9	Arizona				DNP-CD								
D.12	Campbell		5	1-1	0-0	0-0	0	0	1	0	0	0	2
D.16	Loyola Marymount				DNP-CD								
D.21	at Washington State				DNP-CD								
D.30	Lafayette				DNP-CD								
J.3	Wyoming*				DNP-CD								
J.6	at Brigham Young*				DNP-CD								
J.13	Colorado State*				DNP-CD								
J.17	New Mexico*				DNP-CD								
J.20	at Air Force*				DNP-CD								
J.23	at UNLV*		0+	0-0	0-0	0-0	0	0	0	0	0	0	0
J.27	Utah*				DNP-CD								
J.31	at TCU*				DNP-CD								
F.6	Air Force*		2	0-1	0-1	0-0	0	0	0	0	0	0	0
F.10	at Colorado State*				DNP-CD								
F.13	UNLV*		1	0-0	0-0	0-0	0	0	0	0	0	0	0
F.17	at Wyoming*		0+	0-0	0-0	0-0	0	0	0	0	0	0	0
F.20	at New Mexico*				DNP-CD								
F.27	at Utah*												
M. 3	TCU*												
M.6-10	at Mountain West Conference Tournament												

► Martin Career Statistics

Year	G-GS	Min.-Avg.	FG-FGA	Pct.	3P-3PA	Pct.	FT-FTA	Pct.	OR	DR	Reb	Avg.	PF-D	AT	TO	BS	ST	Pts	Avg.
06-07	9-0	20-2.2	1-4	.250	0-1	.000	0-0	.000	1	4	5	0.6	0-0	2	1	0	0	2	0.2

Season/Career Highs**Points**

Season 2 vs. Wyoming, 1-3-07
 Career 20 vs. Air Force, 2-28-05

Rebounds

Season 2 at Brigham Young, 1-6-07
 Career 10 vs. UNLV, 2-12-05

Assists

Season 4 at Brigham Young, 1-6-07
 Career 7 vs. So. Miss., 11-20-05

Field Goals

Season 1 vs. Wyoming, 1-3-07
 Career 6 vs. UNLV, 2-12-05

Field Goals Attempted

Season 1 vs. Wyoming, 1-3-07
 Career 12 at Utah, 3-5-05
 12 vs. UNLV, 2-12-05

Three-Point Field Goals

Season
 Career 1 vs. UCSD, 11-27-04
 1 vs. Monmouth, 11-22-04

Three-Point Field Goals Attempted

Season
 Career 3 vs. Monmouth, 11-22-04

Free Throws

Season 1 at Brigham Young, 1-6-07
 Career 12 vs. Air Force, 2-28-05

Free Throws Attempted

Season 2 at Brigham Young, 1-6-07
 Career 13 vs. Air Force, 2-28-05

Steals

Season 1 at Brigham Young, 1-6-07
 1 vs. Wyoming, 1-3-07
 Career 4 at Utah, 3-5-05
 4 at Wyoming, 2-21-05


Blocked Shots

Season 1 vs. Wyoming, 1-3-07
 Career 2 vs. UCSB, 12-17-05

Minutes Played

Season 18 at Brigham Young, 1-6-07
 Career 40 vs. UNLV, 2-12-05

21 • Matt Thomas

Guard • 6-4 • 213 • Junior • Riverside, Calif. (Martin Luther King High)

Missed the first 14 games of the season as he was recovering from a back injury... Made his first appearance of 2006-07 vs. Wyoming (1-3-07) and made an immediate impact with two points (1-1), one rebound, one block and a steal in 12 minutes off the bench... Made his first start of the season for an ill Richie Williams at Brigham Young (1-6-07) and had a season-best four assists in 18 minutes of action... Has not played since the BYU game in Provo... Only has 10 turnovers in his last 20 games dating back to last season spanning 207 minutes... In those 20 games, 13 of them have been of the turnover-free variety.

2006-07 Game-By-Game Statistics

Date	Opponent	S	MP	FG-FGA	3FG-FGA	FT-FTA	REB	PF	A	TO	BK	S	TP
N.10	vs. Murray State				DNP-Injured								
N.11	at Saint Mary's				DNP-Injured								
N.12	vs. Seattle Pacific				DNP-Injured								
N.15	UC San Diego				DNP-Injured								
N.18	California				DNP-Injured								
N.21	UC Riverside				DNP-Injured								
N.25	at UC Santa Barbara				DNP-Injured								
N.29	San Diego				DNP-Injured								
D.2	at Western Michigan				DNP-Injured								
D.9	Arizona				DNP-Injured								
D.12	Campbell				DNP-Injured								
D.16	Loyola Marymount				DNP-Injured								
D.21	at Washington State				DNP-Injured								
D.30	Lafayette				DNP-Injured								
J.3	Wyoming*		12	1-1	0-0	0-0	1	1	0	0	1	1	2
J.6	at Brigham Young*		18	0-0	0-0	1-2	2	2	4	3	0	1	1
J.13	Colorado State*				DNP-Injured								
J.17	New Mexico*				DNP-Injured								
J.20	at Air Force*				DNP-Injured								
J.23	at UNLV*				DNP-Injured								
J.27	Utah*				DNP-Injured								
J.31	at TCU*				DNP-Injured								
F.6	Air Force*				DNP-Injured								
F.10	at Colorado State*				DNP-Injured								
F.13	UNLV*				DNP-Injured								
F.17	at Wyoming*				DNP-Injured								
F.20	at New Mexico*				DNP-Injured								
F.27	at Utah*												
M. 3	TCU*												
M.6-10	at Mountain West Conference Tournament												

► Thomas Career Statistics

Year	G-GS	Min.-Avg.	FG-FGA	Pct.	3P-3PA	Pct.	FT-FTA	Pct.	OR	DR	Reb	Avg.	PF-D	AT	TO	BS	ST	Pts.	Avg.
04-05	29-11	659-22.7	55-169	.325	2-18	.111	65-95	.684	37	61	98	3.4	51-1	43	37	4	32	177	6.1
05-06	28-6	320-11.4	14-43	.326	0-2	.000	9-15	.600	14	19	33	1.2	24-0	31	20	3	14	37	1.3
06-07	2-1	30-15.0	1-1	1.000	0-0	.000	1-2	.500	1	2	3	1.5	3-0	4	3	1	2	3	1.5
Totals	59-18	1009-17.1	70-213	.329	2-20	.100	75-112	.670	52	82	134	2.3	78-1	78	60	8	48	217	3.7

Season/Career Highs

Points
 Season 6 vs. UCSD, 11-15-06
 6 vs. Murray State, 11-10-06
 Career 6 vs. UCSD, 11-15-06
 6 vs. Murray State, 11-10-06

Rebounds
 Season 4 vs. UCSD, 11-15-06
 Career 4 vs. UCSD, 11-15-06

Assists
 Season 2 vs. UCSD, 11-15-06
 Career 2 vs. UCSD, 11-15-06

Field Goals
 Season 3 vs. Murray State, 11-10-06
 Career 3 vs. Murray State, 11-10-06

Field Goals Attempted
 Season 4 vs. Campbell, 12-12-06
 4 vs. California, 11-18-06
 4 vs. Murray State, 11-10-06
 Career 4 vs. Campbell, 12-12-06
 4 vs. California, 11-18-06
 4 vs. Murray State, 11-10-06

Three-Point Field Goals
 Season
 Career

Three-Point FG Attempted
 Season
 Career

Free Throws
 Season 2 vs. UCSD, 11-15-06
 Career 2 vs. UCSD, 11-15-06

Free Throws Attempted
 Season 4 vs. UCR, 11-21-06
 4 vs. UCSD, 11-15-06
 Career


Steals
 Season 1 vs. California, 11-18-06
 1 vs. UCSD, 11-15-06
 Career 1 vs. California, 11-18-06
 1 vs. UCSD, 11-15-06
 1 vs. WSU, 12-10-05

Blocked Shots
 Season 3 vs. UCSD, 11-15-06
 Career 3 vs. UCSD, 11-15-06

Minutes Played
 Season 23 vs. UCSD, 11-15-06
 Career 23 vs. UCSD, 11-15-06

30 • Chris Lamb

Center • 6-10 • 245 • Sophomore • Louisville, Colo. (Monarch High)



Played important minutes this season as a sophomore after seeing very little action as a true freshman last season... Has received the starting nod four times this season... After scoring only four points in six games last season, Lamb has 29 points in 16 games in 2006-07... In his first two starts of his career vs. Murray State (11-10-06) and UC San Diego (11-15-06), he tallied six points in both... Already has 17 rebounds after having none last season... Pulled down a personal-best four boards in a career-high 23 minutes... Has only missed nine shots in his Aztec career... Scored four points in 13 minutes in a starting role vs. California (11-18-06)... Hit his only shot and recorded one assist vs. Arizona (12-9-06)... Logged eight minutes and scored two points and had one assist and rebound apiece vs. Campbell (12-12-06)... Has at least one rebound in six of the last nine games... Played seven minutes in his fourth start of the season vs. Loyola Marymount (12-16-06)... Made both of his field goal attempts en route to four points in six minutes at UNLV (1-23-07)... Credited with one rebound in three minutes vs. Utah (1-27-07)... Played five minutes at TCU (1-31-07)... Made his only field goal en route to two points and had one rebound in two minutes vs. Air Force (2-6-07).

2006-07 Game-By-Game Statistics

Date	Opponent	S	MP	FG-FGA	3FG-FGA	FT-FTA	REB	PF	A	TO	BK	S	TP
N.10	vs. Murray State	S	18	3-4	0-0	0-0	2	3	0	0	0	0	6
N.11	at Saint Mary's		7	0-0	0-0	0-0	1	0	0	0	2	0	0
N.12	vs. Seattle Pacific		8	0-0	0-0	0-0	0	0	0	0	0	0	0
N.15	UC San Diego	S	23	2-3	0-0	2-4	4	1	2	2	3	1	6
N.18	California	S	13	2-4	0-0	0-0	2	1	1	0	1	1	4
N.21	UC Riverside		12	1-1	0-0	1-4	2	1	1	2	2	0	3
N.25	at UC Santa Barbara		7	0-1	0-0	0-0	1	0	1	0	0	0	0
N.29	San Diego		5	0-0	0-0	0-0	1	1	0	0	0	0	0
D.2	at Western Michigan		1	0-0	0-0	0-0	0	1	0	0	0	0	0
D.9	Arizona		5	1-1	0-0	0-2	0	0	1	0	0	0	2
D.12	Campbell		8	1-4	0-0	0-0	1	3	1	1	0	0	2
D.16	Loyola Marymount	S	7	0-0	0-0	0-0	0	2	0	0	0	0	0
D.21	at Washington State						DNP-CD						
D.30	Lafayette						DNP-CD						
J.3	Wyoming*						DNP-CD						
J.6	at Brigham Young*						DNP-CD						
J.13	Colorado State*						DNP-CD						
J.17	New Mexico*						DNP-CD						
J.20	at Air Force*						DNP-CD						
J.23	at UNLV*		6	2-2	0-0	0-0	1	0	0	0	0	0	4
J.27	Utah*		3	0-1	0-0	0-0	1	2	0	0	0	0	0
J.31	at TCU*		5	0-0	0-0	0-0	0	1	0	0	0	0	0
F.6	Air Force*		2	1-1	0-0	0-0	1	0	0	0	0	0	2
F.10	at Colorado State*						DNP-CD						
F.13	UNLV*		1	0-0	0-0	0-0	0	0	0	0	0	0	0
F.17	at Wyoming*						DNP-CD						
F.20	at New Mexico*		0+	0-0	0-0	0-0	0	0	0	0	0	0	0
F.27	at Utah*												
M. 3	TCU*												
M.6-10	at Mountain West Conference Tournament												

Lamb Career Statistics

Year	G-GS	Min.-Avg.	FG-FGA	Pct.	3P-3PA	Pct.	FT-FTA	Pct.	OR	DR	Reb	Avg.	PF-D	AT	TO	BS	ST	Pts	Avg.
05-06	6-0	21-3.5	2-2	1.000	0-0	.000	0-0	.000	0	0	0	0.0	6-0	0	1	2	1	4	0.7
06-07	18-4	125-6.9	13-22	.591	0-0	.000	3-10	.300	4	13	17	0.9	16-0	7	5	8	2	29	1.6
Totals	24-4	146-6.1	15-24	.625	0-0	.000	3-10	.300	4	13	17	0.7	22-0	7	6	10	3	33	1.4

Season/Career Highs

Points
 Season 21 vs. Campbell, 12-12-06
 Career 21 vs. Campbell, 12-12-06

Rebounds
 Season 12 vs. New Mexico, 1-17-07
 Career 12 vs. New Mexico, 1-17-07

Assists
 Season 8 at New Mexico, 2-20-07
 Career 8 at New Mexico, 2-20-07

Field Goals
 Season 8 at TCU, 1-31-07
 8 vs. Campbell, 12-12-06
 Career 8 at TCU, 1-31-07
 8 vs. Campbell, 12-12-06

Field Goals Attempted
 Season 14 vs. Colorado State, 1-13-07
 14 vs. San Diego, 11-29-06
 Career 14 vs. Colorado State, 1-13-07
 14 vs. San Diego, 11-29-06

Three-Point Field Goals
 Season 3 vs. Campbell, 12-12-06
 Career 3 vs. Campbell, 12-12-06
 3 vs. TCU, 1-8-05

Three-Point Field Goals Attempted
 Season 6 vs. Arizona, 12-9-06
 Career 7 vs. NC A&T, 12-14-04

Free Throws
 Season 4 vs. Utah, 1-27-07
 Career 4 vs. Utah, 1-27-07
 4 vs. E. Carolina, 1-19-05

Free Throws Attempted
 Season 5 vs. Utah, 1-27-07
 5 at Brigham Young, 1-6-07
 Career 5 vs. Utah, 1-27-07
 5 at Brigham Young, 1-6-07


Steals
 Season 5 vs. UNLV, 2-13-07
 Career 5 vs. UNLV, 2-13-07

Blocked Shots
 Season 4 vs. Lafayette, 12-30-06
 Career 4 vs. Lafayette, 12-30-06

Minutes Played
 Season 41 at New Mexico, 2-20-07
 Career 41 at New Mexico, 2-20-07

31 • Lorrenzo Wade

**Forward • 6-6 • 228 • Sophomore • Las Vegas, Nev.
 (Hargrave Military (Va.) Academy/Univ. of Louisville)**



MWC Rankings (as of 2/22): t-3rd in steals, 8th in defensive rebounding, 9th in blocked shots

Seen action in every game this season and has made 18 starts... Has shot at least 50 percent from the field in 15 contests this year... Scored 11 points vs. Murray State (11-10-06), his first game as an Aztec... Posted 12 points at Saint Mary's (11-11-06) despite foul trouble... Tied a then career-high with 14 points vs. Seattle Pacific (11-12-06)... Established a then career-high with 15 points and five assists and matched his then career best with seven rebounds against UCSD (11-15-06)... Logged a then career-best 32 minutes and added eight points and four rebounds vs. California (11-18-06)... Posted 13 points on 6-of-10 shooting off the bench in 27 minutes at UCSB (11-25-06)... Scored 14 points in a reserve role by making a then career-high seven field goals vs. San Diego (11-29-06)... Grabbed a then career-high eight rebounds and hit a then season-high two three-pointers and two free throws en route to 12 points at Western Michigan (12-2-06)... Had his best game of his Aztec career with a personal-best 21 points on eight-of-10 shooting, including a career-high three three-pointers vs. Campbell (12-12-06)... Blocked three shots and added six rebounds and seven points vs. LMU (12-16-06)... Tallied seven points and four rebounds at Washington State (12-21-06)... Played a then career-high 37 minutes and had a personal-best four blocks, a season-high tying three steals and 11 points vs. Lafayette (12-30-06)... Matched his season best with three steals and added six rebounds in a starting role vs. Wyoming (1-3-07)... Posted nine points and two blocks at Brigham Young (1-6-07)... Started against Colorado State (1-13-07) and contributed nine rebounds and 13 points... Started a career-best fifth consecutive game and delivered with a lifetime-best 12 rebounds and added 13 points (first career double-double), four assists and a season-high tying three steals vs. New Mexico (1-17-07)... Posted 11 points and seven rebounds a season-high tying three steals at Air Force (1-20-07)... Recorded his second career double-double in the last three games with 11 points and 11 rebounds in a career-high 39 minutes at UNLV (1-23-07)... Scored 12 points, grabbed a team-high seven rebounds and had a career-high tying five assists vs. Utah (1-27-07)... Tied a career best with eight field goal and four steals at TCU (1-31-07); he also added 19 points and six rebounds... Blocked three shots, had three assists and two steals vs. Air Force (2-6-07)... Tied his career best with five assists and had three steals, two blocks, six rebounds and nine points at CSU (2-10-07)... Turned in a great all-around performance with 15 points (7-11 FGs), a career-high five steals, four rebounds, three blocks and two assists vs. UNLV (2-13-07)... Contributed 16 points, nine rebounds and a personal-best eight assists at New Mexico (2-20-07).

2006-07 Game-By-Game Statistics

Date	Opponent	S	MP	FG-FGA	3FG-FGA	FT-FTA	REB	PF	A	TO	BK	S	TP
N.10	vs. Murray State	S	32	4-8	1-3	2-2	4	3	1	6	0	3	11
N.11	at Saint Mary's	S	20	5-6	0-0	2-2	2	4	1	1	0	0	12
N.12	vs. Seattle Pacific	S	32	6-8	0-0	2-2	4	4	0	3	0	0	14
N.15	UC San Diego	S	31	6-12	1-2	2-2	7	1	5	0	1	2	15
N.18	California		32	4-8	0-2	0-0	4	2	2	3	1	1	8
N.21	UC Riverside		25	3-6	0-1	0-0	6	2	1	2	1	2	6
N.25	at UC Santa Barbara		27	6-10	0-2	1-2	1	1	1	2	0	1	13
N.29	San Diego		28	7-14	0-2	0-0	6	1	1	1	0	3	14
D.2	at Western Michigan		28	4-8	2-3	2-3	8	2	2	2	0	2	12
D.9	Arizona		27	2-10	1-6	0-0	3	0	2	2	1	1	5
D.12	Campbell		24	8-10	3-4	2-2	4	1	4	2	0	2	21
D.16	Loyola Marymount		23	3-8	0-1	1-2	6	4	1	3	3	1	7
D.21	at Washington State		26	3-7	1-2	0-0	4	2	1	3	1	1	7
D.30	Lafayette	S	37	5-10	1-2	0-0	3	2	3	1	4	3	11
J.3	Wyoming*	S	31	2-9	1-3	0-0	6	1	0	0	1	3	5
J.6	at Brigham Young*	S	29	3-10	0-1	3-5	1	1	1	2	2	1	9
J.13	Colorado State*	S	38	5-14	1-2	2-2	9	3	2	2	1	0	13
J.17	New Mexico*	S	33	5-12	2-3	1-2	12	2	4	2	2	3	13
J.20	at Air Force*	S	37	5-12	0-3	1-2	7	2	1	0	1	3	11
J.23	at UNLV*	S	39	5-12	0-2	1-3	11	4	1	2	2	0	11
J.27	Utah*	S	37	4-7	0-0	4-5	7	1	5	1	0	2	12
J.31	at TCU*	S	34	8-12	1-1	2-4	6	0	4	6	3	4	19
F.6	Air Force*	S	35	2-6	0-1	1-2	5	1	3	2	3	2	5
F.10	at Colorado State*	S	37	4-10	0-2	1-1	6	0	5	4	2	3	9
F.13	UNLV*	S	38	7-11	1-4	0-0	4	1	2	0	3	5	15
F.17	at Wyoming*	S	32	3-8	0-1	0-2	2	5	0	4	0	0	6
F.20	at New Mexico*	S	41	7-12	1-4	1-2	9	1	8	4	2	2	16
F.27	at Utah*												
M. 3	TCU*												
M.6-10	at Mountain West Conference Tournament												

► Wade Career Statistics

** at Louisville*


Year	G-GS	Min.-Avg.	FG-FGA	Pct.	3P-3PA	Pct.	FT-FTA	Pct.	OR	DR	Reb	Avg.	PF-D	AT	TO	BS	ST	Pts.	Avg.
04-05*	35-0	348-9.9	48-112	.429	18-57	.316	24-28	.857	18	43	61	1.7	31-0	8	25	5	16	138	3.9
05-06							DNP-NCAA Transfer Rules												
06-07	27-18	853-31.6	126-260	.485	17-57	.298	31-47	.660	37	110	147	5.4	51-1	61	60	34	50	300	11.1
Totals	62-18	1201-19.4	174-372	.468	35-114	.307	55-75	.733	55	153	208	3.4	82-1	69	85	39	66	438	7.1

Season/Career Highs

Points
Season
Rebounds
Season
Assists
Season
Field Goals
Season
Field Goals Attempted
Season 1 vs. Air Force, 2-6-07
Three-Point Field Goals
Season
Three-Point FG Attempted
Season 1 vs. UNLV, 2-13-07 1 vs. Air Force, 2-6-07
Free Throws
Season
Free Throws Attempted
Season
Steals
Season 1 vs. Air Force, 2-6-07
Blocked Shots
Season
Minutes Played
Season 2 vs. Air Force, 2-6-07

32 • David Velasquez

Guard • 5-11 • 175 • Senior • Sunnyvale, Calif. (St. Francis High)



Saw his first game action vs. Air Force (2-7-07) and recorded a steal and a three-point attempt in two minutes of action... Attempted a three-pointer vs. UNLV (2-13-07) in the final minutes... Velasquez, in his fifth season as a student manager, dressed for the first time vs. Utah (1-27-07)... Coach Fisher informed Velasquez that he would dress in front of the team prior to shootaround before the game with the Utes... On Jan. 23, he added six units (needs only seven units to graduate this spring) to become a full-time student and make him eligible to play in the contest against UNLV (1-23-07)... His name was entered in the official scorebook at UNLV, but did not dress... Since the Aztecs returned from the holiday break, Velasquez has practiced full time with the team... He typically runs the scout team... Awarded a scholarship this semester (Spring, 2007).

In High School: Was a three-year varsity basketball player at St. Francis High in Sunnyvale, Calif.... Helped lead his junior and senior squads to the NorCal Championships (runner-up in state tournament)... Received the California sports-manship player of the year honor in 2002... Two-year starter at point guard for the Lancers... In his last game, Velasquez lost to Matt Thomas and Martin Luther King High in the California state title game... Oddly enough, it is Thomas' injury, in part, that is allowing Velasquez to dress.

Personal: Will graduate in the spring with a bachelor's degree in public administration... Son of Rick and Maureen Velasquez... Brothers, Greg and Steve... Greg is a high school coach at St. Francis High... David's cousin, Bill Walton, played four years of college basketball at the University of the Pacific... Career goal is to become a college basketball coach.

2006-07 Game-By-Game Statistics

Date	Opponent	S	MP	FG-FGA	3FG-FGA	FT-FTA	REB	PF	A	TO	BK	S	TP
N.10	vs. Murray State												
N.11	at Saint Mary's												
N.12	vs. Seattle Pacific												
N.15	UC San Diego												
N.18	California												
N.21	UC Riverside												
N.25	at UC Santa Barbara												
N.29	San Diego												
D.2	at Western Michigan												
D.9	Arizona												
D.12	Campbell												
D.16	Loyola Marymount												
D.21	at Washington State												
D.30	Lafayette												
J.3	Wyoming*												
J.6	at Brigham Young*												
J.13	Colorado State*												
J.17	New Mexico*												
J.20	at Air Force*												
J.23	at UNLV*												
J.27	Utah*												
J.31	at TCU*												
F.6	Air Force*		2	0-1	0-1	0-0	0	0	0	0	0	1	0
F.10	at Colorado State*												
F.13	UNLV*		1	0-1	0-1	0-0	0	0	0	0	0	0	0
F.17	at Wyoming*		0+	0-0	0-0	0-0	0	0	0	0	0	0	0
F.20	at New Mexico*												
F.27	at Utah*												
M. 3	TCU*												
M.6-10	at Mountain West Conference Tournament												

► Velasquez Career Statistics

Year	G-GS	Min.-Avg.	FG-FGA	Pct.	3P-3PA	Pct.	FT-FTA	Pct.	OR	DR	Reb	Avg.	PF-D	AT	TO	BS	ST	Pts Avg.
06-07	3-0	3-1.0	0-2	.000	0-2	.000	0-0	.000	0	0	0	0.0	0-0	0	0	0	1	0 0.0

Season/Career Highs

Points
 Season 22 vs. Colorado State, 1-13-07
 Career 22 vs. Colorado State, 1-13-07

Rebounds
 Season 11 vs. Seattle Pacific, 11-12-06
 Career 12 vs. Wyoming, 3-11-06

Assists
 Season 5 vs. Campbell, 12-12-06
 Career 5 vs. Campbell, 12-12-06

Field Goals
 Season 7 vs. Colorado State, 1-13-07
 Career 8 vs. UCSB, 12-17-05

Field Goals Attempted
 Season 9 vs. Colorado State, 1-13-07
 9 vs. Arizona, 12-9-06
 9 vs. Murray State, 11-10-06
 Career 12 vs. UMBC, 12-20-05

Three-Point Field Goals
 Season 2 at Colorado State, 2-10-07
 2 vs. LMU, 12-16-06
 2 vs. Campbell, 12-12-06
 2 vs. Murray State, 11-10-06
 Career 3 vs. New Mexico, 1-25-06
 3 at Providence, 12-27-05

Three-Point FG Attempted
 Season 5 vs. LMU, 12-16-06
 Career 5 vs. LMU, 12-16-06

Free Throws
 Season 7 vs. Colorado State, 1-13-07
 Career 8 vs. Wyoming, 3-1-06

Free Throws Attempted
 Season 9 vs. Colorado State, 1-13-07
 9 vs. San Diego, 11-29-06
 Career 9 vs. Colorado State, 1-13-07
 9 vs. San Diego, 11-29-06

Steals
 Season 4 at Saint Mary's, 11-11-06
 Career 5 vs. UCSB, 12-17-05

Blocked Shots
 Season 3 at UNLV, 1-23-07
 Career 3 at UNLV, 1-23-07

Minutes Played
 Season 37 at Saint Mary's, 11-11-06
 Career 37 at Saint Mary's, 11-11-06

33 • Kyle Spain

Forward • 6-5 • 229 • Sophomore • Newark, Calif. (Newark Memorial High)



MWC Rankings (as of 2/22): 15th in free throw percentage

Has played in 25 of the team's 27 games, making 18 starts... Has four or more rebounds in 20 of 25 games in which he has played this season... The Aztecs are 5-0 this season and 16-2 in his career when he has at least 10 points... Suffered a right foot sprain injury prior to the Point Loma Nazarene exhibition contest (11-1-06)... Started the final two games of the Shamrock Invitational... Scored 15 points in the opener vs. Murray State (11-10-06)... Started his first game of the season and played a career-high 37 minutes at Saint Mary's (11-11-06)... Grabbed a game-high 11 boards in the victory over Seattle Pacific (11-12-06)... Was available, but did not play against UC San Diego (11-15-06)... Returned to the starting five vs. California (11-18-06) and recorded eight points and five rebounds in 25 minutes... Had one of his best games as an Aztec as he tied a career high with 18 points without missing a shot (6-6 field goals, 1-1 three-point field goals, 5-5 free throws) vs. UC Riverside (11-21-06)... Hit all four free throws and had a season-high two assists at UCSB (11-25-06)... Scored 12 points and connected on a season-high six free throws vs. San Diego (11-29-06)... At Western Michigan (12-2-06), he grabbed six rebounds... Recorded three steals and five rebounds vs. Arizona (12-9-06)... Hit a season-high tying two three-pointers and had out a career-best five assists vs. Campbell (12-12-06)... Connected on two three-pointers en route to 13 points and had a career-high tying two blocks vs. LMU (12-16-06)... Had two points, two assists and zero turnovers at Washington State (12-21-06)... Dressed, but did not play against Lafayette (12-31-06) due to a sprained knee... Returned to action after missing one game and had four points and five rebounds in 20 minutes vs. Wyoming (1-3-07)... Was 7-for-9 from the field and the free throw line en route to a career-high 22 points vs. Colorado State (1-13-07)... Contributed seven points, eight rebounds and a team-high tying three steals vs. New Mexico (1-17-07)... Grabbed six rebounds at Air Force (1-20-07)... Blocked a career-high three shots and added four rebounds at UNLV (1-23-07)... Recorded five rebounds, four assists and three steals at TCU (1-31-07)... Scored eight points and grabbed four rebounds vs. Air Force (2-6-07)... Tied his season high with a pair of three-point makes en route to eight points at CSU (2-10-07)... Scored all seven of his points and grabbed six of his eight rebounds in the second half vs. UNLV (2-13-07)... Collected nine rebounds and hit a free throw to tie the game to force overtime at UNM (2-20-07).

2006-07 Game-By-Game Statistics

Date	Opponent	S	MP	FG-FGA	3FG-FGA	FT-FTA	REB	PF	A	TO	BK	S	TP
N.10	vs. Murray State		24	5-9	2-2	3-4	4	2	1	2	0	2	15
N.11	at Saint Mary's	S	37	3-7	0-0	1-2	5	4	1	1	1	4	7
N.12	vs. Seattle Pacific	S	35	0-5	0-1	6-6	11	3	0	3	1	0	6
N.15	UC San Diego						DNP-CD						
N.18	California	S	25	2-5	0-0	4-4	5	3	1	3	0	0	8
N.21	UC Riverside	S	22	6-6	1-1	5-5	4	1	1	1	0	2	18
N.25	at UC Santa Barbara	S	27	0-4	0-0	4-4	4	4	2	0	1	1	4
N.29	San Diego	S	24	3-7	0-2	6-9	4	0	0	1	0	1	12
D.2	at Western Michigan	S	20	1-7	0-2	0-0	6	3	1	2	0	1	2
D.9	Arizona	S	23	3-9	1-4	0-0	5	2	1	1	0	3	7
D.12	Campbell	S	23	3-6	2-4	0-0	4	1	5	4	0	1	8
D.16	Loyola Marymount	S	26	5-8	2-5	1-1	2	2	1	1	2	2	13
D.21	at Washington State	S	20	1-3	0-1	0-2	2	5	2	0	0	0	2
D.30	Lafayette						DNP-CD						
J.3	Wyoming*		20	1-3	0-1	2-2	5	1	1	1	0	1	4
J.6	at Brigham Young*	S	22	1-2	0-0	2-4	1	4	0	4	0	1	4
J.13	Colorado State*	S	31	7-9	1-3	7-9	5	2	0	2	1	1	22
J.17	New Mexico*	S	33	3-6	1-2	0-0	8	1	1	3	0	3	7
J.20	at Air Force*	S	22	1-2	0-1	0-1	6	4	0	2	0	0	2
J.23	at UNLV*	S	27	2-6	0-2	0-0	4	4	1	1	3	0	4
J.27	Utah*	S	25	1-5	0-1	0-0	3	2	1	2	0	1	2
J.31	at TCU*	S	30	0-6	0-2	3-4	5	2	4	0	0	3	3
F.6	Air Force*		21	2-5	1-2	3-4	4	0	0	0	0	1	8
F.10	at Colorado State*		19	3-4	2-3	0-0	4	0	0	0	0	0	8
F.13	UNLV*		20	2-7	0-0	3-3	8	0	0	1	1	0	7
F.17	at Wyoming*		15	0-1	0-0	1-2	0	1	0	1	0	1	1
F.20	at New Mexico*		22	0-5	0-1	1-2	9	2	0	1	0	2	1
F.27	at Utah*												
M. 3	TCU*												
M.6-10	at Mountain West Conference Tournament												

► Spain Career Statistics

Year	G-GS	Min.-Avg.	FG-FGA	Pct.	3P-3PA	Pct.	FT-FTA	Pct.	OR	DR	Reb	Avg.	PF-D	AT	TO	BS	ST	Pts Avg.
05-06	28-25	719-25.7	90-182	.495	15-29	.517	63-92	.685	62	96	158	5.6	59-1	29	49	10	35	258 9.2
06-07	25-18	613-24.5	95-137	.401	13-40	.325	52-68	.765	41	77	118	4.7	53-1	24	37	10	31	175 7.0
Totals	53-43	1332-25.1	145-319	.455	28-69	.406	115-160	.719	103	173	276	5.2	112-2	53	86	20	66	433 8.2

Season/Career Highs

Points
 Season 26 vs. Lafayette, 12-30-06
 Career 26 vs. Lafayette, 12-30-06
 26 vs. Wyoming, 3-1-06

Rebounds
 Season 10 at Colorado State, 2-10-07
 10 vs. Seattle Pacific, 11-12-06
 Career 10 at Colorado State, 2-10-07
 10 vs. Seattle Pacific, 11-12-06

Assists
 Season 4 vs. Campbell, 12-12-06
 4 vs. Seattle Pacific, 11-12-06
 Career 5 at Northeastern, 12-22-03

Field Goals
 Season 10 vs. Lafayette, 12-30-06
 Career 10 vs. Lafayette, 12-30-06
 10 vs. Colorado St., 1-4-06

Field Goals Attempted
 Season 17 at Colorado State, 2-10-07
 17 at Saint Mary's, 11-11-06
 Career 17 at Colorado State, 2-10-07
 17 at Saint Mary's, 11-11-06

Three-Point Field Goals
 Season 3 at W. Michigan, 12-2-06
 Career 4 vs. Florida A&M, 11-30-04

Three-Point Field Goals Attempted
 Season 4 vs. UNLV, 2-13-07
 4 at W. Michigan, 12-2-06
 Career 9 vs. Montana State, 11-25-03

Free Throws
 Season 8 vs. Wyoming, 1-3-07
 8 vs. Seattle Pacific, 11-12-06
 Career 8 vs. Wyoming, 1-3-07
 8 vs. Seattle Pacific, 11-12-06
 8 vs. Wyoming, 3-1-06

Free Throws Attempted
 Season 10 vs. Seattle Pacific, 11-12-06
 Career 10 vs. Seattle Pacific, 11-12-06
 10 vs. Wyoming, 3-1-06
 10 vs. LMU, 12-31-05

Steals
 Season 1 - seven times
 Career 3 vs. BYU, 1-21-06
 3 at Providence, 12-27-05


Blocked Shots
 Season 3 vs. Utah, 1-27-07
 Career 3 vs. Utah, 1-27-07
 3 vs. E. Kentucky, 3-7-04

Minutes Played
 Season 38 vs. San Diego, 11-29-06
 Career 38 vs. San Diego, 11-29-06

Honors and Awards
 Preseason All-MWC First Team

34 • Mohamed Abukar

**Forward • 6-10 • 229 • Senior • San Diego, Calif.
 (Rancho Bernardo High/Univ. of Florida)**



MWC Rankings (as of 2/22): 3rd in free throw percentage, 6th in defensive rebounding, 8th in scoring, 12th in rebounding

Preseason all-MWC first-team pick... Started 24 of 26 games in which he played this season and owns a 34-11 record as a starter while at SDSU... Led the team in scoring seven times this season... Scored in double figures in 22 games this season... Has at least four rebounds in 24 of his last 25 games... Scored 15 points vs. Murray State (11-10-06) in the season opener... Ended the game with 21 points at Saint Mary's (11-11-06)... Had his first-ever double-double vs. Seattle Pacific (11-12-06) with a then season-high 22 points and a career-best 10 rebounds in a season-high 36 minutes... Hit all six of his free throws en route to 12 points vs. UCSD (11-15-06)... Put up 22 points and had seven rebounds against Cal (11-18-06)... He scored nine points in 25 minutes of action as SDSU cruised to a 34-point victory over UCR... Recorded 14 points and nine rebounds at UCSB (11-25-06)... Scored a team-high 22 points and had seven rebounds vs. USD (11-29-06)... Shot 6-of-11 from the field, including a season-high three triples, and ended the game with 17 points at Western Michigan (12-2-06)... In 37 minutes vs. Arizona (12-9-06), he had seven points and six rebounds... Went 8-for-10 from the field en route to 19 points and added seven rebounds and a season-best four assists vs. Campbell (12-12-06)... Shot a perfect 6-for-6 from the line en route to 17 points; he also had seven boards vs. LMU (12-16-06)... Scored 12 points and hit all four free throws in 37 minutes at Washington St. (12-21-06)... Scored a career-high tying 26 points on a personal-best tying 10 field goals vs. Lafayette (12-30-06)... Had 15 points, while hitting all eight free throws, and six rebounds vs. Wyoming (1-3-07)... Tallied 12 points, had a team-high seven rebounds and matched his season best with two blocks at BYU (1-6-07)... Contributed 16 points vs. Colorado State (1-13-07)... Did not start vs. New Mexico (1-17-07) (first non-start in 21 games), but still had 14 points and four rebounds... Dressed but did not play due to a leg injury at UNLV (1-23-07)... Had 12 points and career-best tying three blocks vs. Utah (1-27-07)... In a reserve role, he scored 17 points at TCU (1-31-07)... Led the team in scoring and rebounding with 16 and eight, respectively vs. Air Force (2-6-07)... Posted his second career double-double with 19 points and 10 rebounds at CSU (2-10-07)... Scored 12 points and had seven rebounds and three assists vs. UNLV (2-13-07)... Poured in 16 points on 6-of-11 shooting at Wyoming (2-17-07)... Plagued by foul trouble, but still managed nine points at New Mexico (2-20-07).

2006-07 Game-By-Game Statistics

Date	Opponent	S	MP	FG-FGA	3FG-FGA	FT-FTA	REB	PF	A	TO	BK	S	TP
N.10	vs. Murray State	S	32	4-12	0-0	7-8	1	1	0	3	2	0	15
N.11	at Saint Mary's	S	32	9-17	1-1	2-3	7	3	0	0	1	0	21
N.12	vs. Seattle Pacific	S	36	6-10	2-2	8-10	10	0	4	1	0	0	22
N.15	UC San Diego	S	27	3-6	0-0	6-6	6	1	3	2	1	1	12
N.18	California	S	36	8-12	2-3	4-4	7	0	3	1	1	0	22
N.21	UC Riverside	S	25	4-9	1-3	0-0	5	4	0	2	0	0	9
N.25	at UC Santa Barbara	S	34	4-12	0-0	6-8	9	1	1	3	0	1	14
N.29	San Diego	S	38	8-14	1-2	5-6	7	3	3	2	1	0	22
D.2	at Western Michigan	S	30	6-11	3-4	2-2	5	4	1	4	0	1	17
D.9	Arizona	S	37	3-14	1-3	0-0	6	4	1	2	0	0	7
D.12	Campbell	S	28	8-10	0-0	3-4	7	2	4	1	0	0	19
D.16	Loyola Marymount	S	31	5-11	1-4	6-6	7	3	3	5	0	0	17
D.21	at Washington State	S	37	4-10	0-3	4-4	4	2	0	6	1	1	12
D.30	Lafayette	S	35	10-16	0-2	6-9	6	1	1	2	0	1	26
J.3	Wyoming*	S	34	3-11	1-3	8-8	6	2	2	1	0	0	15
J.6	at Brigham Young*	S	35	4-10	1-3	3-4	7	3	0	3	2	0	12
J.13	Colorado State*	S	31	6-13	0-2	4-4	4	3	2	2	0	0	16
J.17	New Mexico*	S	22	7-11	0-1	0-0	4	1	1	0	0	0	14
J.20	at Air Force*	S	36	2-10	0-3	2-2	4	2	2	0	1	0	6
J.23	at UNLV*												DNP-Injured
J.27	Utah*	S	35	4-11	0-2	4-4	4	3	2	2	3	1	12
J.31	at TCU*	S	28	6-13	1-2	4-4	1	3	0	2	0	0	17
F.6	Air Force*	S	34	8-12	0-1	0-0	8	3	2	2	0	0	16
F.10	at Colorado State*	S	36	8-17	0-2	3-3	10	2	1	3	1	1	19
F.13	UNLV*	S	36	4-12	1-4	3-3	7	3	3	2	0	1	12
F.17	at Wyoming*	S	36	6-11	0-2	4-8	4	2	1	1	0	0	16
F.20	at New Mexico*	S	28	3-9	1-3	2-2	4	5	2	4	1	0	9
F.27	at Utah*												
M. 3	TCU*												
M.6-10	at Mountain West Conference Tournament												

► Abukar Career Statistics

** at Florida*

Year	G-GS	Min.-Avg.	FG-FGA	Pct.	3P-3PA	Pct.	FT-FTA	Pct.	OR	DR	Reb	Avg.	PF-D	AT	TO	BS	ST	Pts.	Avg.
03-04*	30-0	402-13.4	30-88	.341	17-64	.266	4-7	.571	19	43	62	2.1	27-0	22	25	12	7	81	2.7
04-05*	7-0	72-10.3	12-26	.462	6-14	.429	5-6	.833	2	8	10	1.4	7-0	4	4	1	1	35	5.0
05-06	22-21	668-30.4	118-242	.488	8-28	.286	70-86	.814	41	63	104	4.7	58-1	22	43	14	21	314	14.3
06-07	26-24	849-32.7	143-304	.470	17-55	.309	96-112	.857	35	115	150	5.8	61-1	42	56	15	8	399	15.3
Totals	85-45	1991-23.4	303-660	.459	48-161	.298	177-211	.839	97	229	326	3.8	153-2	90	128	42	37	829	9.8



Game 1

San Diego State 87
Murray State 84

Nov. 10, 2006 ♦ Moraga, Calif.
McKeon Pavilion ♦ Att.: 2,100

MORAGA, Calif. - San Diego State opened the season with a victory following an NCAA Tournament appearance the year before for the first time in SDSU's Division I era after Brandon Heath nailed a half-court shot as time expired to lift the Aztecs to a thrilling 87-84 victory over Murray State at the Shamrock Invitational.

SDSU started the game by spotting the 2006 NCAA Tournament participant Racers a nine-point lead nearly six minutes into the contest. MSU came out firing, particularly Tyler Holloway, who hit four three-pointers in the first half, but the Aztecs rallied to retake the lead and went into the half leading by seven.

In the second half, San Diego State kept the pressure on the Racers increasing its lead to as many as 10 points with just over 14 minutes left in the game. But Murray State cut the lead to four in less than two minutes setting the tone for the rest of the game.

The two teams went back and forth with MSU cutting the lead to three on numerous occasions. Then with 25 seconds left, Holloway hit a three-pointer to reduce the Aztecs' lead to three and was followed by Bruce Carter's triple with 15 seconds left to tie the game at 84.

After Carter's three, SDSU inbounded the ball to Heath, who dribbled the ball downcourt and missed a runner with five seconds left and the subsequent put-back dunk by Kyle Spain rimmed out and was rebounded by Holloway near mid-court. Heath then pursued the ball, poked it away and took it up court and fired a shot just past the half-court line and banked it in to give SDSU the victory.

Murray St.	MP	FG	3FG	FT	R	F	A TO	B	S	TP
Horton	*20	0-4	0-4	0-0	1	4	4 5	0	1	0
Holloway	*32	8-11	5-7	2-2	2	1	2 3	0	0	23
Witherspoon	*30	5-5	2-2	1-1	3	5	2 5	1	1	13
Paul	*32	3-6	2-3	2-2	3	3	3 0	1	3	10
Easley	*16	3-3	0-0	0-0	0	3	0 1	1	0	6
Ard	10	2-4	0-0	0-0	2	0	0 0	0	1	4
Carter	22	7-10	1-1	4-4	3	4	1 2	0	1	19
Thomas	6	0-3	0-3	0-0	0	0	1 2	0	0	0
Parker	17	3-6	0-0	0-0	6	2	0 2	0	1	6
Williams	15	1-2	1-1	0-0	2	3	2 3	1	0	3
Team					2		1			
Totals	200	32-54	11-21	9-9	24	25	15 24	4	8	84

SDSU	MP	FG	3FG	FT	R	F	A TO	B	S	TP
Heath	*39	8-17	5-10	6-6	5	2	3 1	0	1	27
Williams	*40	3-4	0-1	2-3	3	1	8 7	0	2	8
Lamb	*18	3-4	0-0	0-0	2	3	0 0	0	0	6
Wade	*32	4-8	1-3	2-2	4	3	1 6	0	3	11
Abukar	*32	4-12	0-0	7-8	1	1	0 3	2	0	15
Johnson	13	2-3	0-0	1-2	4	1	0 1	0	0	5
Pastorek	2	0-0	0-0	0-0	0	1	0 1	0	0	0
Spain	24	5-9	2-2	3-4	4	2	1 2	0	2	15
Team					4					
Totals	200	29-57	8-16	21-25	27	14	13 21	2	8	87

Halftime: San Diego State 41, Murray State 34. **FG %:** Murray State 59.3, San Diego State 50.9. **3FG%:** Murray State 52.4, San Diego State 50.0. **FT%:** Murray State 100, San Diego State 84. **Officials:** Thomas Wood, Ken Ditty, Chad Johnson. **Technical:** None.



Game 2

San Diego State 74
Saint Mary's (CA) 73

Nov. 11, 2006 ♦ Moraga, Calif.
McKeon Pavilion ♦ Att.: 2,056

MORAGA, Calif. - Brandon Heath made two free throws with 17 seconds left in the game to give San Diego State a lead it would not relinquish as the Aztecs defeated Saint Mary's (CA), 74-73, in the second game of the Shamrock Invitational.

The Gaels controlled the game from the outset and jumped out to a seven-point lead with just three and a half minutes gone by. The Aztecs took a brief 23-22 lead on a layup by Heath, but it was short-lived as SMC's Ian O'Leary responded with his own layup to retake the lead.

O'Leary's bucket led to an eight-point Saint Mary's lead with under three minutes to go and went into the half up 39-35.

Once the second half started the Aztecs went on a 5-0 run to take their second lead of the game. The contest went back and forth over the next 10 minutes before SDSU began to pull away.

San Diego State took a six-point lead on a jumper by Mohamed Abukar (21 points) that eventually grew to nine points with 5:44 remaining.

But the game reverted to its old ways when the Gaels went on a 7-0 run and later a 5-0 run late in the contest to take a 73-72 lead with 34 seconds left.

After an SMC timeout, SDSU put the ball in Heath's hands, who nailed a pair of free throws after being fouled.

The game had one more intense moment as SMC's Todd Golden missed a three-pointer at the horn that would have given the Gaels the victory.

Heath, who hit a half-court shot to win the game at the buzzer the previous night, finished the contest with 20 points, marking the second time in as many games he reached the 20-point plateau.

SDSU	MP	FG	3FG	FT	R	F	A TO	B	S	TP
Heath	*39	7-21	0-3	6-6	5	2	6 4	0	2	20
Williams	*40	2-8	2-2	0-1	3	4	5 5	0	4	6
Wade	*20	5-6	0-0	2-2	2	4	1 1	0	0	12
Spain	*37	3-7	0-0	1-2	5	4	1 1	1	4	7
Abukar	*32	9-17	1-1	2-3	7	3	0 0	1	0	21
Johnson	19	4-5	0-0	0-0	5	3	0 0	0	0	8
Pastorek	5	0-0	0-0	0-0	0	0	0 0	0	1	0
Martin	1	0-0	0-0	0-0	0	0	0 0	0	0	0
Lamb	7	0-0	0-0	0-0	1	0	0 0	2	0	0
Team					6					
Totals	200	30-64	3-9	11-14	34	20	13 11	4	11	74

Saint Mary's	MP	FG	3FG	FT	R	F	A TO	B	S	TP
Hunter	*30	6-14	2-6	0-1	5	1	1 3	0	0	14
O'Leary	*34	5-12	1-6	3-4	8	1	1 0	1	1	14
Simpson	*28	5-14	0-1	1-4	10	3	1 6	6	1	11
Collins	*28	4-10	0-1	4-4	8	1	0 2	1	2	12
Golden	*35	5-10	5-9	0-0	3	3	5 1	0	1	15
Williams	15	0-2	0-2	0-0	2	2	0 3	0	0	0
Smith	14	2-4	0-1	0-1	1	4	1 3	0	0	4
Samhan	16	1-3	0-0	1-2	7	1	3 0	2	0	3
Team					5					
Totals	200	28-69	6-17	9-16	49	16	12 18	10	5	73

Halftime: Saint Mary's 39, San Diego State 35. **FG %:** San Diego State 47.2, Saint Mary's 40.6. **3FG%:** San Diego State 50.0, Saint Mary's 30.8. **FT%:** San Diego State 78.6, Saint Mary's 56.3. **Officials:** Dick Cartmell, Andy Rios, Rick Batsell. **Technical:** None.



Game 3

San Diego State 76
Seattle Pacific 73

Nov. 12, 2006 ♦ Moraga, Calif.
McKeon Pavilion ♦ Att.: 1,627

MORAGA, Calif. - San Diego State had four players score in double figures in helping the Aztecs to a 76-73 victory over Division II Seattle Pacific at the Shamrock Invitational. The win allowed SDSU to claim its first in-season event title since 1987 and fifth overall during its time as a Division I school.

The Falcons came out firing as they connected on 13 first-half shots, six of which were three-point field goals. Dustin Bremerman had the hot hand making 7 of 11 from the field, including a trio of three-pointers en route to 19 first-half points.

Seattle Pacific led by as many as five points with 3:02 left in the first half, but the Aztecs fought back to tie the score at 34 after the first 20 minutes of play.

In the second half, San Diego State took control of the game and led by seven points with 11:32 remaining. After an SPU free throw to cut the Aztecs lead to six, SDSU went on a 6-0 run to go up 12 with 9:10 left in the ballgame.

The Falcons kept chipping away at the Aztec lead and trailed by seven with 38 seconds showing on the clock until Bremerman made two layups in four seconds to cut the lead to three.

Once SDSU inbounded the ball, Jered Moultrie stole the ball away from Richie Williams with 19 seconds left and Marques Echols' three-point shot came up empty handing the Aztecs the win.

For the game, Mohamed Abukar had his first career double-double with 22 points and 10 rebounds, while Brandon Heath scored 20 and Lorenzo Wade and Williams added 14 and 12 points, respectively.

SDSU	MP	FG	3FG	FT	R	F	A TO	B	S	TP
Heath	*39	6-12	3-5	5-8	4	1	2 4	0	3	20
Williams	*40	5-9	2-4	0-0	3	4	3 4	0	1	12
Wade	*32	6-8	0-0	2-2	4	4	0 3	0	0	14
Spain	*35	0-5	0-1	6-6	11	3	0 3	1	0	6
Abukar	*36	6-10	2-2	8-10	10	0	4 1	0	0	22
Johnson	13	0-0	0-0	2-2	2	1	0 1	0	0	2
Pastorek	4	0-1	0-1	0-0	0	0	0 0	0	0	0
Lamb	1	0-0	0-0	0-0	0	0	0 0	0	0	0
Team					3					
Totals	200	23-45	7-13	23-28	37	13	9 16	1	4	76

SPU	MP	FG	3FG	FT	R	F	A TO	B	S	TP
Moultrie	*32	1-2	1-1	1-2	6	1	5 2	0	2	4
Matzen	*38	6-13	3-10	0-0	3	0	2 0	0	0	15
Bremerman	*33	13-24	3-10	5-7	2	1	3 4	0	1	34
Jackson	*27	4-9	2-7	0-0	1	5	3 0	0	2	10
Will	*17	1-5	0-0	0-0	4	5	1 1	0	0	2
Echols	10	0-2	0-2	0-0	2	2	1 1	0	1	0
Reed	6	0-0	0-0	0-0	0	2	0 1	0	0	0
Popovich	3	0-0	0-0	0-0	0	1	0 0	0	0	0
Dierderichs	20	3-9	2-5	0-0	3	3	1 0	0	1	8
Lynch	14	0-2	0-1	0-0	0	0	0 0	0	0	0
Team					6					
Totals	200	28-66	11-36	6-9	27	20	16 10	0	7	73

Halftime: San Diego State 34, Seattle Pacific 34. **FG %:** San Diego State 51.1, Seattle Pacific 42.4. **3FG%:** San Diego State 53.8, Seattle Pacific 30.6. **FT%:** San Diego State 82.1, Seattle Pacific 66.7. **Officials:** Michael Eggers, Horace Shields, Steven Dreher. **Technical:** None.



Game 4

San Diego State 84
UC San Diego 48

Nov. 15, 2006 ♦ San Diego, Calif.
Cox Arena ♦ Att.: 6,017

SAN DIEGO - San Diego State held UC San Diego to just 14 first-half points en route to a 84-48 victory in the Aztecs' home opener at Cox Arena.

SDSU started the game with a 15-2 lead and held the Tritons to one field goal over the first six minutes before Andrew Browning hit a jumper to halt the streak at 13:54.

At halftime, the Aztecs found themselves ahead 41-14 with Brandon Heath leading all scorers with 12 points on 5-of-6 shooting.

The second half was a carbon copy of the first with SDSU holding UCSD without a point for the first 4 minutes and 25 seconds. After a pair of Triton free throws, the Aztecs found themselves ahead by 36 points.

Not two minutes later, UC San Diego had spotting San Diego State a 42-point lead and the Aztecs cruised to a 36-point win.

Heath finished the game with a game-high 18 points, while backcourt teammate Richie Williams posted 11 points.

In the frontcourt, Lorenzo Wade scored a career-best 15 points to go along with seven rebounds and Mohamed Abukar contributed 12. Jon Pastorek came off the bench and recorded 13 points in 20 minutes.

Leading the way for UCSD was Jordan Lawley who finished with 18 points and five rebounds.

The 36-point victory was the largest margin of victory since SDSU defeated UC San Diego by 45 in 2001. In addition, the Aztecs' 42-point lead with 13:10 remaining was their largest in the last two seasons.

UCSD	MP	FG	3FG	FT	R	F	A TO	B	S	TP
Lawlor	*22	1-4	0-2	0-0	2	3	0	1	0	2
Stuckey	*19	2-9	1-2	0-0	0	5	0	3	1	2
Kim	*26	2-5	2-5	0-0	3	0	0	1	0	6
Poppen	*13	0-6	0-2	0-0	0	1	0	1	1	0
Allard	*23	3-6	2-2	0-0	2	0	3	3	0	1
Lawley	33	7-14	2-6	2-2	5	2	3	1	0	18
Acevedo	10	0-5	0-3	0-0	1	0	0	0	0	0
Ward	11	0-4	0-1	2-2	5	2	2	2	1	2
Browning	15	1-5	0-3	0-0	0	5	0	1	1	2
Peters	28	2-5	2-5	0-0	3	0	3	0	0	2
Team					6				2	
Totals	200	18-63	8-30	4-4	27	18	11	15	4	8 48

SDSU	MP	FG	3FG	FT	R	F	A TO	B	S	TP
Wade	*31	6-12	1-2	2-2	7	1	5	0	1	2
Abukar	*27	3-6	0-0	6-6	6	1	3	2	1	1
Lamb	*23	2-3	0-0	2-4	4	1	2	2	3	1
Heath	*29	8-10	2-2	0-2	6	2	1	2	0	2
Williams	*30	3-3	3-3	2-2	3	1	4	2	1	0
Hoerner	15	1-3	0-0	1-2	2	1	0	1	2	0
Johnson	18	1-2	0-0	4-6	3	2	1	3	0	1
Pastorek	20	4-6	3-4	2-2	1	2	0	3	1	0
Martin	7	0-1	0-0	0-0	5	0	1	0	0	0
Team					3					
Totals	200	28-46	9-11	19-26	40	11	17	15	9	7 84

Halftime: San Diego State 41, UC San Diego 14. **FG%:** San Diego State 60.9, UC San Diego 28.6. **3FG%:** San Diego State 81.8, UC San Diego 26.7. **FT%:** UC San Diego 100.0, San Diego State 73.1. **Officials:** Scott Thornley, David Hall, Bill Kennedy. **Technical:** None



Game 5

San Diego State 86
California 79

Nov. 18, 2006 ♦ San Diego, Calif.
Cox Arena ♦ Att.: 8,028

SAN DIEGO - San Diego State snapped a seven-game losing streak to Pacific-10 Conference schools with its 86-79 victory over California at Cox Arena.

The Golden Bears, who handed the Aztecs their worst loss of the season a year ago, allowed SDSU to shoot 60.7 percent for the game and an astounding 70 percent in the second half.

San Diego State had three players score in double figures and were led by Jerome Habel.

Habel, playing in his first game of his career after serving a team suspension, was 10-of-11 shooting for a game-high 23 points and had seven rebounds.

Mohamed Abukar added 22 points and seven boards and Brandon Heath had 19 points and a game-high seven assists.

In the first half, San Diego State shot 50 percent from the field and limited California to 38.7 percent, but went into the half trailing 31-30 due to the Golden Bears making two more three-pointers than the Aztecs.

Midway through the second half San Diego State went on an 8-0 run to go up 11 points with 8:34 remaining. Cal got within three points with 13 seconds on the clock, but Abukar and Kyle Spain hit four free throws in the final 10 seconds to put the game out of reach.

The Golden Bears were led by freshman Ryan Anderson's 21 points and eight rebounds.

The Aztecs improved to 5-0 for the just the fifth time in their Division I history.

California	MP	FG	3FG	FT	R	F	A TO	B	S	TP
Robertson	*34	3-5	1-2	0-2	5	1	4	3	0	1
Anderson	*29	8-12	2-4	3-4	8	5	0	1	0	2
Hardin	*31	4-11	0-0	2-3	7	4	1	4	3	0
Ubaka	*36	2-13	1-4	0-0	1	3	2	1	0	1
Wilkes	*35	7-12	1-3	0-0	2	0	1	1	0	15
Randle	21	6-9	2-3	4-4	0	2	3	2	0	1
Vierneisel	1	0-0	0-0	0-0	0	0	0	0	0	0
Christopher	12	1-1	1-1	0-0	0	2	0	1	0	0
Harrison	1	0-0	0-0	0-0	0	0	0	0	0	0
Team					1					
Totals	200	31-63	8-17	9-13	24	17	11	13	3	5 79

SDSU	MP	FG	3FG	FT	R	F	A TO	B	S	TP
Spain	*25	2-5	0-0	4-4	5	3	1	3	0	0
Abukar	*36	8-12	2-3	4-4	7	0	3	1	1	0
Lamb	*13	2-4	0-0	0-0	2	1	1	0	1	1
Heath	*40	7-15	3-7	2-2	2	1	7	5	0	3
Williams	*21	1-1	0-0	0-0	4	5	4	2	0	2
Johnson	3	0-0	0-0	0-0	0	0	0	1	0	0
Habel	30	10-11	0-0	3-8	7	3	0	2	3	0
Wade	32	4-8	0-2	0-0	4	2	2	3	1	1
Team					3					
Totals	200	34-56	5-12	13-18	34	15	18	17	6	7 86

Halftime: California 31, San Diego State 30. **FG%:** San Diego State 60.7, California 49.2. **3FG%:** California 47.1, San Diego State 41.7. **FT%:** San Diego State 72.2, California 69.2. **Officials:** Scott Thornley, David Hall, Bill Kennedy. **Technical:** None.



Game 6

San Diego State 79
UC Riverside 45

Nov. 21, 2006 ♦ San Diego, Calif.
Cox Arena ♦ Att.: 5,988

SAN DIEGO - Kyle Spain went perfect for the night connecting on all six field goals, his lone three-point attempt and each of his five free throws en route to a career-high-tying 18 points and four rebounds in lifting San Diego State to a 79-45 victory over UC Riverside at Cox Arena.

Spain was just part of a scoring attack that included seven Aztecs scoring at least six points.

Brandon Heath led the next tier of scorers with 13 points, followed by Mohamed Abukar and Jer'Vaughn Johnson's nine and Jerome Habel, Lorenzo Wade and Richie Williams' six.

Johnson's point total marked a career best for the freshman, while Habel, who was making his first start as an Aztec, had 10 rebounds.

UC Riverside started the game on a positive note when Henrik Thomsen hit a three-point shot 14 seconds into the game. Unfortunately for the Highlanders, SDSU scored 15 unanswered points and never looked back and wound up with a 45-20 lead after 20 minutes of action.

The Aztecs kept the pressure on UCR as their lead grew to 30 with 18:44 left in the game. The closest the Highlanders got the rest of the way was 22 points with just under 10 minutes remaining after Justin Bell made a layup.

The 34-point victory over UC Riverside was the Aztecs' largest margin of victory over a Division I school since they defeated Florida Atlantic by 33 on Nov. 30, 2001.

UCR	MP	FG	3FG	FT	R	F	A TO	B	S	TP
Bekono	*24	0-1	0-0	0-0	3	2	1	2	0	1
Thomsen	*35	5-10	2-4	1-2	2	5	1	5	0	1
Bell	*20	5-12	2-7	0-0	2	2	1	2	0	1
Bates	*23	4-10	0-1	0-1	4	1	0	0	0	1
Cunningham	*21	0-6	0-1	1-2	4	0	1	2	1	0
Johnson	7	1-3	0-1	0-0	1	1	0	1	0	0
Lott	12	0-3	0-1	0-0	0	1	1	4	0	1
Jim-George	2	0-1	0-1	0-0	0	0	0	0	0	0
Creppy	5	0-1	0-1	0-0	0	0	1	1	0	0
Ennis	19	1-3	0-0	0-0	5	1	0	1	0	2
Soto	12	0-0	0-0	1-2	0	1	1	1	0	1
Anderson	20	2-4	0-0	2-2	3	3	0	0	0	1
Team					3					
Totals	200	18-54	4-17	5-9	27	17	7	20	1	9 45

SDSU	MP	FG	3FG	FT	R	F	A TO	B	S	TP
Habel	*25	2-6	0-0	2-2	10	0	2	2	1	0
Spain	*22	6-6	1-1	5-5	4	1	1	1	0	2
Abukar	*25	4-9	1-3	0-0	5	4	0	2	0	0
Heath	*28	4-13	3-7	2-3	4	0	2	3	0	5
Williams	*30	2-6	1-2	1-1	4	4	8	4	0	3
Hoerner	5	2-2	0-0	0-0	2	1	0	2	0	0
Johnson	15	4-5	0-0	1-4	3	0	0	0	0	0
Pastorek	10	2-2	1-1	0-0	1	0	2	0	0	0
Martin	3	0-1	0-0	0-0	0	0	0	1	0	0
Lamb	12	1-1	0-0	1-4	2	1	1	2	2	0
Wade	25	3-6	0-1	0-0	6	2	1	2	1	2
Team					1					
Totals	200	30-57	7-15	12-19	42	13	17	19	4	12 79

Halftime: San Diego State 45, UC Riverside 20. **FG%:** San Diego State 52.6, UC Riverside 33.3. **3FG%:** San Diego State 46.7, UC Riverside 23.5. **FT%:** San Diego State 63.2, UC Riverside 55.6. **Officials:** Bill Gracey, Ronnie Hernandez, Doran Gotschall. **Technical:** None.



Game 7

San Diego State 76
UC Santa Barbara 72

Nov. 25, 2006 ♦ Santa Barbara, Calif.
The Thunderdome ♦ Att.: 1,267

SANTA BARBARA, Calif. -- Brandon Heath scored 23 of his game-high 29 points in the second half to lead San Diego State to a 76-72 victory over UC Santa Barbara at The Thunderdome.

The visiting Aztecs were in control of the game for the majority of the first half holding a lead as large as eight points with just over 10 minutes left. However, UCSB's James Powell hit two free throws at the 6:22 mark to give the Gauchos the lead.

UCSB extended the lead to five after buckets by Alex Harris and Powell. But Jerome Habel kept San Diego State in the game by making three consecutive baskets to cut the Gaucho lead to two, 31-29, going into intermission.

Habel finished the first 20 minutes of action with 14 points on 7-of-8 shooting.

In the second half, SDSU struggled to get into a rhythm offensively and allowed UC Santa Barbara to increase its lead to eight with 12 minutes showing on the clock.

As the game continued, the Gauchos maintained its cushion until the Aztecs went on a 10-0 spurt to move past UCSB, 58-55, with under five minutes to play.

San Diego State pulled away and padded its lead to 69-62 with 1 minute and 30 seconds left, but UC Santa Barbara would not go away as it cut the Aztecs lead to three thanks to a three-point play by Justin Joyner with 24 seconds on the clock.


But down the stretch, SDSU hit three free throws to put the game out of UCSB's reach and escaped with its seventh consecutive victory and its second-best all-time start to open the season.

Heath's double-figure scoring effort was his 32nd consecutive game with at least 10 points, tying him for the school lead with Zack Jones.

SDSU	MP	FG	3FG	FT	R	F	A	T	O	B	S	TP
Habel	*34	7-12	0-0	0-2	7	4	1	2	2	1	14	
Spain	*27	0-4	0-0	4-4	4	4	2	0	1	1	4	
Abukar	*34	4-12	0-0	6-8	9	1	3	0	1	1	14	
Heath	*38	9-14	5-8	6-10	4	1	2	1	0	4	29	
Williams	*29	1-2	0-1	0-0	5	4	5	5	0	0	2	
Johnson	*4	0-0	0-0	0-0	2	0	0	0	0	0	0	
Lamb	*7	0-1	0-0	0-0	1	0	1	0	0	0	0	
Wade	*27	6-10	0-2	1-2	1	1	1	2	0	1	13	
Team												
Totals	200	27-55	5-11	17-26	32	17	13	13	3	8	76	

UCSB	MP	FG	3FG	FT	R	F	A	T	O	B	S	TP
Devine	*33	5-7	0-0	4-7	7	4	0	3	0	1	14	
Garlepp	*29	1-5	0-1	2-2	6	4	1	2	1	0	4	
Powell	*27	6-12	2-6	2-2	0	4	2	2	0	2	16	
Joyner	*35	4-6	2-4	1-1	5	5	1	3	0	0	11	
Harris	*39	8-19	1-5	4-5	4	3	6	5	0	1	21	
Elliott	*18	0-0	0-0	0-0	2	3	0	1	0	1	0	
Gibb	*3	0-1	0-0	0-0	0	0	0	0	1	0	0	
Bing	*16	3-3	0-0	0-0	3	0	4	1	0	1	6	
Team												
Totals	200	27-53	5-16	13-17	29	23	14	17	2	6	72	

Halftime: UC Santa Barbara 31, San Diego State 29. FG%: UC Santa Barbara 50.9, San Diego State 49.1. 3FG%: San Diego State 45.5, UC Santa Barbara 31.3. FT%: UC Santa Barbara 76.5, San Diego State 65.4. Officials: Duane Allen, Shawn Lehigh, Jim Stupin. Technicals: None.



Game 8

San Diego State 79
San Diego 76

Nov. 29, 2006 ♦ San Diego, Calif.
Cox Arena ♦ Att.: 9,075

SAN DIEGO - Senior guard Brandon Heath scored eight of his 21 points in the final 28 seconds of the game to help San Diego State hold off San Diego, 79-76, at Cox Arena on Wednesday night.

The victory was the third straight in the series at home for the Aztecs, who also tied the school-record for the best start to a season and gave head coach Steve Fisher the best start of his career.

San Diego State led 41-40 at intermission, and took the lead for good on a dunk by Jerome Habel with 15:22 to play in the second half. The Aztecs built the advantage to 10 points, leading 67-57 with 6:51 to play. A frantic San Diego rally cut the SDSU advantage to three points with 2:42 remaining.

Heath extended the advantage to five points with a jumper, and made six consecutive free throws in the final 15 seconds to clinch the victory for San Diego State.

Senior forward Mohamed Abukar led the way for the Aztecs with 22 points, seven rebounds and three assists. He connected on 8-of-14 shots from the field, including a straightaway 24-foot three-point field goal to tie the game in the first half.

Sophomore Lorenzo Wade came off the bench to contribute 14 points and six rebounds and classmate Kyle Spain added 12 points and four rebounds for the Aztecs.

San Diego was led by Ross DeRogatis with 23 points on the strength of five three-point field goals.

Heath scored in double figures for the 33rd consecutive game to set a new school record.

USD	MP	FG	3FG	FT	R	F	A	T	O	B	S	TP
Fleming	*21	2-6	0-3	0-0	4	5	3	2	0	0	4	
Lewis	*31	6-10	3-6	1-1	8	1	3	0	0	0	16	
White	*27	2-5	0-0	0-2	12	4	1	2	0	0	4	
Johnson	*32	1-8	0-3	0-2	1	2	6	6	0	1	2	
DeRogatis	*31	8-14	5-9	2-4	1	3	3	3	0	1	23	
Murdock	*17	3-6	0-3	0-0	0	3	2	2	0	1	6	
Pomare	*21	5-9	0-0	7-10	7	2	0	2	1	0	17	
Jackson	*20	2-4	0-1	0-0	2	1	0	2	0	1	4	
Team												
Totals	200	29-62	8-25	10-19	36	21	18	19	1	4	76	

SDSU	MP	FG	3FG	FT	R	F	A	T	O	B	S	TP
Spain	*24	3-7	0-2	6-9	4	0	0	1	0	1	12	
Abukar	*38	8-14	1-2	5-6	7	3	3	2	1	0	22	
Habel	*29	1-5	0-0	0-0	6	4	3	2	0	0	2	
Heath	*35	7-17	1-6	6-6	3	2	4	2	0	2	21	
Williams	*36	3-4	1-1	1-1	5	3	2	4	0	2	8	
Johnson	*5	0-0	0-0	0-0	2	3	0	2	0	0	0	
Lamb	*5	0-0	0-0	0-0	1	1	0	0	0	0	0	
Wade	*28	7-14	0-2	0-0	6	1	1	1	0	3	14	
Team												
Totals	200	29-61	3-13	18-22	37	17	13	15	1	8	79	

Halftime: San Diego State 41, San Diego 40. FG%: San Diego State 47.5, San Diego 46.8. 3FG%: San Diego State 32.0, San Diego State 23.1. FT%: San Diego State 81.8, San Diego 52.6. Officials: Verne Harris, Bill Gracey, Mike Scyphers. Technicals: None.



Game 9

Western Michigan 84
San Diego State 73

Dec. 2, 2006 ♦ Kalamazoo, Mich.
University Arena ♦ Att.: 3,218

KALAMAZOO, Mich. - San Diego State had its 8-0 start to begin the season ruined by Western Michigan as the Broncos handed the Aztecs their first defeat of the season, 84-73, at University Arena.

SDSU had five players score in double figures, but could not overcome 22 turnovers that led to 21 WMU points.

Mohamed Abukar led the way for the Aztecs with 17 points on 6-of-11 shooting, including 3-of-4 from three-point distance. Jerome Habel added 14 points and seven rebounds, while Lorenzo Wade contributed 12 points and a career-best eight rebounds off the bench.

The starting backcourt tandem of Brandon Heath and Richie Williams added 13 and 12 points, respectively, but combined to shoot 7-for-24 with nine turnovers.

At the start of the game, San Diego State led by as many as eight, but lost the lead on a three-pointer by David Kool with 12:42 left in the first half.

As the half came to a close, SDSU found itself up by four with 2:19 remaining, but the Broncos went on a 9-0 run to end the half and went into the locker room up 44-39.

In the second half, WMU increased its lead to seven, but the Aztecs went on a run of their own to take a seven-point lead with 7:36 left in the game.

Just as SDSU did, the Broncos went on their own 11-2 spurt to regain the lead and never looked back.

Western Michigan's Andre Ricks was the game's high scorer with 29 points on 10-of-17 shooting. Teammate Joe Reitz added 18 points and seven rebounds, while Andrew Hershberger grabbed 10 rebounds.

SDSU	MP	FG	3FG	FT	R	F	A	T	O	B	S	TP
Habel	*36	7-8	0-0	0-4	7	3	3	3	2	0	14	
Spain	*20	1-7	0-2	0-0	6	3	1	2	0	1	2	
Abukar	*30	6-11	3-4	2-2	5	4	1	4	0	1	17	
Heath	*38	4-16	2-8	3-3	1	4	3	5	0	0	13	
Williams	*37	3-8	1-4	5-9	6	3	4	4	0	1	12	
Johnson	*7	1-1	0-0	1-2	2	3	0	2	0	0	3	
Pastorek	*2	0-0	0-0	0-0	0	0	0	0	0	0	0	
Martin	*0+	0-0	0-0	0-0	0	0	0	0	0	0	0	
Lamb	*1	0-0	0-0	0-0	0	1	0	0	0	0	0	
Wade	*28	4-8	2-3	2-3	8	2	2	2	0	2	12	
Team												
Totals	200	26-59	8-21	13-23	38	23	14	22	2	5	73	

WMU	MP	FG	3FG	FT	R	F	A	T	O	B	S	TP
Hershberger	*26	2-5	1-2	2-2	10	1	1	2	0	4	7	
Reitz	*31	6-10	0-0	6-12	7	3	1	3	0	2	18	
Ricks	*32	10-17	3-6	6-6	1	2	1	3	0	4	29	
Redell	*34	2-9	1-5	2-4	3	4	6	0	1	7		
Gary	*22	3-6	0-1	2-4	4	4	2	2	0	3	8	
Fracalossi	*9	0-1	0-0	1-2	0	0	1	1	0	0	1	
Workman	*13	2-5	1-3	0-0	5	0	1	0	2	0	5	
Draws	*9	0-2	0-2	0-0	1	0	0	1	0	0	0	
Kool	*14	3-6	1-3	2-2	2	4	0	0	0	1	9	
Lawson	*9	0-1	0-0	0-0	1	4	0	0	2	1	0	
Totals	200	28-62	7-22	21-32	34	22	13	12	4	16	84	

Halftime: Western Michigan 44, San Diego State 39. FG%: Western Michigan 45.2, San Diego State 44.1. 3FG%: San Diego State 38.1, Western Michigan 31.8. FT%: Western Michigan 65.6, San Diego State 56.5. Officials: Tim Gabutero, Larry Spaulding, Mike Giarratano. Technicals: None.



Game 10

(14/15) Arizona 69
San Diego State 48
 Dec. 9, 2006 ♦ San Diego, Calif.
 Cox Arena ♦ Att.: 12,414

SAN DIEGO - San Diego State was held to its lowest field goal, three-point and free throw percentage of the season in a 69-48 defeat at the hands of 14th/15th-ranked Arizona before a sellout crowd in the second game of the third annual San Diego SLAM. No. 22/24 Oklahoma State beat Ball State, 75-56, in the first game of the yearly doubleheader.

The Wildcats never trailed in the game, but could not shake the Aztecs in the early-on. SDSU stayed within six points of UA for the first 10 minutes and tied the score at 14 with 10:34 left in the first half.

That would be the closest San Diego State would get the rest of the way.

The Wildcats held the Aztecs scoreless nearly four minutes until Kyle Spain made a layup with 49 seconds on the clock. Unfortunately for SDSU, Arizona freshman Chase Budinger responded with a three-pointer to give the 'Cats a 38-22 lead going into the locker room.

In the second half, Arizona kept the pressure on the Aztecs until Brandon Heath hit a three-pointer to cap a 10-3 run to close the UA gap to nine points with just under seven minutes remaining.

But like the end of the first half, the Wildcats had an answer in the form of a 12-2 spurt, 10 of which came from Marcus Williams and Mustafa Shakur, to put the game out of reach for the host Aztecs.

Williams, the game's most valuable player, finished with 21 points and 16 rebounds, while Shakur added 14 points and eight rebounds.

Meanwhile for SDSU, Heath ended the contest with a team-high 14 points and moved into sole possession of second place on San Diego State's all-time scoring list with his second bucket of the night.

The sellout crowd of 12,414 marks the fourth such game in Cox Arena history and the second against Arizona.

Arizona	MP	FG	3FG	FT	R	F	A TO	B	S	TP
Williams	*34	10-16	1-2	0-0	16	3	0 3	2	2	21
Budinger	*31	2-9	1-4	0-0	1	0	2 2	1	2	5
Radenovic	*37	4-10	1-1	1-2	5	2	3 1	0	0	10
McClellan	*34	3-9	0-2	4-6	7	2	1 2	1	0	10
Shakur	*33	6-11	2-4	0-0	8	3	5 3	0	2	14
Dillon	9	1-2	1-2	0-0	2	1	1 1	0	0	3
Wise	13	1-2	1-2	1-2	0	0	1 0	0	0	4
Brielmaier	8	1-1	0-0	0-0	3	1	0 1	0	0	2
Walters	1	0-0	0-0	0-0	0	0	0 0	0	0	0
Team					1					
Totals	200	28-60	7-17	6-10	43	12	13 13	4	6	69

SDSU	MP	FG	3FG	FT	R	F	A TO	B	S	TP
Habel	*32	4-8	0-1	1-2	7	1	1 1	0	0	9
Spain	*23	3-9	1-4	0-0	5	2	1 1	0	3	7
Abukar	*37	3-14	1-3	0-0	6	4	1 2	0	0	7
Heath	*39	6-18	2-10	0-0	4	0	2 3	0	1	14
Williams	*33	2-4	0-1	0-0	7	4	4 5	0	1	4
Johnson	4	0-0	0-0	0-0	0	1	1 0	0	0	0
Lamb	5	1-1	0-0	0-2	0	0	1 0	0	0	2
Wade	27	2-10	1-6	0-0	3	0	2 2	1	1	5
Team					2					
Totals	200	21-64	5-25	1-4	34	12	13 14	1	6	48

Halftime: Arizona 38, San Diego State 22. **FG%:** Arizona 46.7, San Diego State 32.8. **3FG%:** Arizona 41.2, San Diego State 20.0. **FT%:** Arizona 60.0, San Diego State 25.0. **Officials:** Randy McCall, Mike Littlewood, Mike Reed. **Technical:** None.



Game 11

San Diego State 119
Campbell 82
 Dec. 12, 2006 ♦ San Diego, Calif.
 Cox Arena ♦ Att.: 4,779

SAN DIEGO - San Diego State snapped a two-game losing streak by shooting a Cox Arena-record 69.6 percent from the field in defeating Atlantic Sun Conference member Campbell, 119-82.

The Aztecs' point total was an arena record and marked the fourth highest offensive output in school history. It was also the 39th time in SDSU's Division I history that the Aztecs broke the century mark and the first time in 241 games.

The Fighting Camels started the game by scoring the first five points of the game and increased their lead to as many as seven with 13:21 on the clock.

San Diego State slowly chipped away at the lead and used a 12-0 run to take over the game. Once the Camels put an end to the streak, the Aztecs stayed ahead for the rest of the half to go into the locker room, 58-42, after shooting an outstanding 77.4 percent from the field and 61.5 percent (8-13) from three-point distance.

In the second half, SDSU poured it on, so much so that all 10 Aztecs who saw the floor scored at least two points and six players scored in double figures.

Lorenzo Wade was the game's high scorer with a career-high 21 points on 8-of-10 shooting. Frontcourt teammate Jer'Vaughn Johnson also got into the act as he, too, established career highs with 17 points and six rebounds in just 18 minutes.

Seniors Mohamed Abukar and Brandon Heath each scored 19 points apiece with Abukar grabbing seven rebounds and Heath dishing out a season-high seven assists.

Also in double-figures for the Aztecs were Jerome Habel with 12 points (6-7 FG) and Richie Williams, who posted a season-high 15 points.

Campbell	MP	FG	3FG	FT	R	F	A TO	B	S	TP
Rodriguez	*28	9-14	1-2	0-1	5	1	2 2	0	5	19
Gibson	*22	2-4	1-1	2-4	5	3	0 2	0	0	7
Wohlfel	*26	3-8	1-5	1-2	1	2	1 2	0	1	8
Pringle	*20	4-6	2-3	3-4	4	0	0 3	0	0	13
Eackles	*27	2-11	2-7	0-0	1	2	7 3	0	2	6
Vejraska	16	2-6	0-2	0-0	3	1	0 1	0	0	4
Bishop	22	5-10	3-6	1-2	4	0	0 0	0	1	14
Griffin	12	1-3	0-2	0-0	1	1	3 3	0	1	2
Smith	21	4-12	1-7	0-1	3	2	1 4	0	1	9
Hunt	4	0-0	0-0	0-0	0	4	0 1	0	0	0
Johnson	2	0-1	0-0	0-0	1	1	0 0	0	0	0
Team					2					
Totals	200	32-75	11-35	7-14	30	17	14 21	0	11	82

SDSU	MP	FG	3FG	FT	R	F	A TO	B	S	TP
Spain	*23	3-6	2-4	0-0	4	1	5 4	0	1	8
Abukar	*28	8-10	0-0	3-4	7	2	4 1	0	0	19
Habel	*24	6-7	0-0	0-0	6	3	2 3	1	12	19
Heath	*31	8-13	3-5	0-0	2	2	7 2	0	1	19
Williams	*28	3-5	2-4	7-7	1	2	6 3	1	2	15
Johnson	18	8-9	0-0	1-1	6	1	1 4	0	1	17
Pastorek	11	2-4	0-0	0-0	2	1	2 0	0	0	4
Martin	5	1-1	0-0	0-0	0	0	1 0	0	0	2
Lamb	8	1-4	0-0	0-0	1	3	1 1	0	0	2
Wade	24	8-10	3-4	2-2	4	1	4 2	0	2	21
Team					4					
Totals	200	48-69	10-19	13-14	37	16	33 20	4	8	119

Halftime: San Diego State 58, Campbell 42. **FG%:** San Diego State 69.6, Campbell 42.7. **3FG%:** San Diego State 52.6, Campbell 31.4. **FT%:** San Diego State 92.9, Campbell 50.0. **Officials:** Tim Gabutero, Eddie Jackson, Michael Irving. **Technical:** None.



Game 12

San Diego State 74
Loyola Marymount 63
 Dec. 16, 2006 ♦ San Diego, Calif.
 Cox Arena ♦ Att.: 6,033

SAN DIEGO - Brandon Heath scored a game-high 25 points with 19 coming in the second half and in the process became the Mountain West Conference's all-time scoring leader in San Diego State's 74-63 victory over Loyola Marymount at Cox Arena.

Heath, who hit a three-pointer to tie former New Mexico player Ruben Douglas at 1,782 points, nailed a 25-foot three-pointer at the top of the key to etch his name atop the league's all-time scoring list.

The game started with the Lions taking a couple of four-point leads in the first five minutes of the game, but the Aztecs tied the score at 13 with 14:10 showing on the clock and never looked back.

SDSU was fueled by Kyle Spain's 11 first-half points. The sophomore made two shots from beyond the three-point arc, was 4-for-5 from the field and added a career-high tying two blocks in the first 20 minutes of play. Spain ended the game with 13 points.

As the second half started with the Aztecs sporting a 35-25 lead, Heath took over the game. The senior scored eight of SDSU's first 12 points, then he hit a three to tie the MWC record and at the 11:51 mark, made a 25-footer to become the league's most prolific scorer.

LMU did not go away easily as it went on a 14-2 run spanning four-plus minutes and got to within six points until Mohamed Abukar made two free throws with 2:10 left to put the game out of reach.

Abukar finished the game with 17 points and seven rebounds, while Jerome Habel grabbed a game-high nine rebounds and Richie Williams dished out six assists.

LMU	MP	FG	3FG	FT	R	F	A TO	B	S	TP
Knight	*38	5-11	0-0	6-8	5	2	1 0	0	0	16
Maynard	*19	2-5	0-0	0-0	4	1	1 3	0	0	4
Worby	*35	8-16	3-6	3-4	5	1	3 2	0	2	22
Miller	*30	3-11	3-9	1-2	1	3	1 2	0	2	10
Martin	*19	0-4	0-1	0-0	1	2	3 1	0	2	0
Counts	3	0-0	0-0	0-0	0	1	1 0	0	0	0
Deadwiler	8	1-3	0-1	2-3	1	0	1 1	0	0	4
Montgomery	10	0-2	0-1	0-0	0	1	2 1	0	0	0
Deric	12	1-2	0-0	3-4	4	5	0 0	0	0	5
Grubb	8	0-2	0-0	0-0	2	3	0 1	0	0	0
Ziri	15	0-5	0-2	2-4	5	1	0 1	0	0	2
Craig	3	0-0	0-0	0-0	1	1	1 0	0	0	0
Totals	200	20-61	6-20	17-25	29	21	14 12	0	8	63

SDSU	MP	FG	3FG	FT	R	F	A TO	B	S	TP
Spain	*26	5-8	2-5	1-1	2	2	1 1	2	2	13
Abukar	*31	5-11	1-4	6-6	7	3	3 5	0	0	17
Lamb	*7	0-0	0-0	0-0	0	2	0 0	0	0	0
Heath	*36	8-14	4-7	5-6	4	3	4 5	0	2	25
Williams	*36	1-3	1-2	0-1	3	3	6 5	0	0	3
Johnson	10	0-2	0-0	1-2	4	0	0 2	0	0	1
Habel	31	4-5	0-0	0-0	9	3	0 3	1	0	8
Wade	23	3-8	0-1	1-2	6	4	1 3	3	1	7
Team					5					
Totals	200	26-51	8-19	14-18	40	20	15 24	6	5	74

Halftime: San Diego State 35, Loyola Marymount 25. **FG%:** San Diego State 51.0, Loyola Marymount 32.8. **3FG%:** San Diego State 42.1, Loyola Marymount 30.0. **FT%:** San Diego State 77.8, Loyola Marymount 68.0. **Officials:** Mike Eggers, Jim Giron, Steve Drehes. **Technical:** Derick Grubb, Loyola Marymount.



Game 13

Washington State 64
San Diego State 54
Dec. 21, 2006 ♦ Seattle, Wash.
Key Arena ♦ Att.: 5,872

SEATTLE -- San Diego State had its two-game winning streak snapped by Washington State in Seattle at the Cougar Hardwood Classic despite receiving a game-high 20 points from Brandon Heath.

The Aztecs trailed early spotting the Cougars a 5-0 lead less than a minute and a half into the game. But SDSU methodically chipped away at the lead and took control of the game at the 8:15 mark of the first half when it led 20-18 on a slam dunk by Lorenzo Wade.

The San Diego State lead would eventually swell to 10 points and the Aztecs went into the locker room up, 33-23, after holding WSU to 28.6 percent shooting, including 1 for 12 (8.3 percent) from behind the arc. In comparison, SDSU shot 52.2 percent from the field and was 3 of 6 from bonus distance.

As one sided as the first half was, the second half was the complete opposite.

Both schools traded points to open the final 20 minutes, but that is when Washington State used a stifling defense to control the Aztec offensive attack.

Following two Heath free throws to give SDSU a 37-29 lead, the Cougars went on a 21-0 run that lasted just over 10 minutes before Mohamed Abukar converted a three-point play to put a halt to the spurt. At that point, WSU was ahead by 10 points and would never let the Aztecs get within eight points the rest of the way.

During Washington State's decisive run, the Cougars forced San Diego State to eight turnovers and limited the Aztecs to 0-for-5 shooting.

Besides Heath, only Abukar finished in double figures for SDSU with 12 points. Meanwhile, Jerome Habel had a team-best six rebounds off the bench with Jer'Vaughn Johnson making his first career start.

SDSU	MP	FG	3FG	FT	R	F	A TO	B	S	TP
Johnson	*13	0-0	0-0	0-0	0	0	0 2	0	0	0
Spain	*20	1-3	0-1	0-2	2	5	2 0	0	0	2
Abukar	*37	4-10	0-3	4-4	4	2	0 6	1	1	12
Heath	*40	7-16	3-6	3-3	4	1	2 2	0	1	20
Williams	*37	2-2	1-1	0-0	4	4	1 5	0	2	5
Habel	27	1-2	0-0	6-8	6	2	1 2	0	1	8
Wade	26	3-7	1-2	0-0	4	2	1 3	1	1	7
Team										2
Totals	200	18-40	5-13	13-17	26	16	7 20	2	6	54

WSU	MP	FG	3FG	FT	R	F	A TO	B	S	TP
Harmeling	*27	1-4	0-2	0-0	3	3	2 0	0	1	2
Cowgill	*36	7-14	1-2	2-2	8	3	1 1	1	2	17
Low	*40	4-11	1-6	0-0	0	2	1 2	0	2	9
Koprivica	*26	3-6	1-4	4-5	2	1	0 1	0	2	11
Weaver	*34	6-13	0-0	4-5	11	1	4 2	1	1	16
Hopson	7	1-2	1-2	0-0	0	2	0 2	0	0	3
Rochestie	2	0-1	0-1	0-0	0	0	0 0	0	1	0
Baynes	3	0-0	0-0	0-0	0	0	0 0	0	0	0
Clark	25	2-6	0-2	2-4	4	2	6 1	1	1	6
Team										3
Totals	200	24-57	4-19	12-16	31	14	14 9	3	10	64

Halftime: San Diego State 33, Washington State 23. FG%: San Diego State 45.0, Washington State 42.1. 3FG%: San Diego State 38.5, Washington State 21.1. FT%: San Diego State 76.5, Washington State 75.0. Officials: Ruben Ramos, Rick Batsell, Mike Scypers. Technicals: None.



Game 14

San Diego State 78
Lafayette 68
Dec. 30, 2006 ♦ San Diego, Calif.
Cox Arena ♦ Att.: 5,881

SAN DIEGO - San Diego State forward Mohamed Abukar connected on 10 of 16 shots and finished the game with a career-high tying 26 points in leading the Aztecs to a 78-68 victory over Lafayette.

In addition to the earning its 11th win of the season, San Diego State helped head coach Steve Fisher tally his 300th career win.

The Aztecs, who were playing the Leopards for the first time in school history, had trouble shaking the Patriot League member in the first half.

SDSU had an eight-point lead more than five minutes into the game and Lafayette cut it down to two before the Aztecs stretched their lead to 10 points on three different occasions. But as the half came to a close, the Leopards chipped away and were only down three points, 39-36, going into the locker room.

The opening minutes of the second half was more of the same as Lafayette continued to stay in the game and were twice down by one with just under 15 minutes left in the game. However, Brandon Heath scored eight points in a four-minute span to spark a 14-2 Aztec run to break the game open.

SDSU led comfortably and built its lead to 16, but the Leopards mounted a bit of a comeback and outscored the Aztecs 12-3 over three and a half minutes to get within seven with 3:30 left in the game.

Lafayette found itself trailing by six with 33 seconds left, but the deficit proved to be too much and Abukar added four more points to provide the final margin.

Heath finished the game with 20 points, while Lorenzo Wade had 11 points and a career-high four blocks. Richie Williams nearly posted the school's first triple-double with eight points, eight rebounds and eight assists.

Lafayette	MP	FG	3FG	FT	R	F	A TO	B	S	TP
Schmidt	*21	3-7	0-0	1-2	7	1	2 2	1	1	7
Detmer	*14	3-6	0-0	1-2	7	4	2 1	0	0	7
Brown	*30	1-8	0-4	0-0	3	4	2 2	0	0	2
Harley	*27	3-7	0-3	2-2	0	1	3 2	0	1	8
Abdullah	*31	6-9	2-3	2-3	2	1	1 4	0	2	16
Cummins	14	1-7	0-5	0-0	3	0	1 1	0	1	2
Kenny	0+	0-0	0-0	0-0	0	0	0 0	0	0	0
Andersson	12	2-6	2-6	0-0	0	3	0 0	0	0	6
Betley	32	5-8	4-7	2-2	5	4	2 5	0	0	16
Hines	18	2-4	0-0	0-0	4	0	2 1	0	1	4
Koltun	1	0-0	0-0	0-0	0	2	0 1	0	0	0
Team										3
Totals	200	26-62	8-28	8-11	34	20	15 19	1	6	68

SDSU	MP	FG	3FG	FT	R	F	A TO	B	S	TP
Habel	*33	3-9	0-0	1-2	10	2	2 2	3	1	7
Wade	*37	5-10	1-2	0-0	3	2	3 1	4	3	11
Abukar	*35	10-16	0-2	6-9	6	1	1 2	0	1	26
Heath	*39	7-17	2-8	4-6	5	1	1 2	0	4	20
Williams	*35	2-3	2-3	2-4	8	0	8 4	0	3	8
Johnson	10	1-2	0-1	1-2	0	2	0 2	0	0	3
Pastorek	11	1-3	1-2	0-0	1	1	0 0	0	0	3
Team										2
Totals	200	29-60	6-18	14-23	35	9	15 13	7	12	78

Halftime: San Diego State 39, Lafayette 36. FG%: San Diego State 48.3, Lafayette 41.9. 3FG%: San Diego State 33.3, Lafayette 28.6. FT%: Lafayette 72.7, San Diego State 60.9. Officials: Greg Burks, Rick Batsell, Ken Nielson. Technicals: None.



Game 15

Wyoming 66
San Diego State 65
Jan. 3, 2007 ♦ San Diego, Calif.
Cox Arena ♦ Att.: 6,874

SAN DIEGO - San Diego State guard Brandon Heath scored 26 points and became the Aztecs' all-time scoring leader, but it was not enough as Wyoming hit a three-point basket with seven seconds left en route to a 66-65 victory at Cox Arena in the Mountain West Conference opener.

Heath, who needed 16 points to tie Michael Cage (1,846) for the scoring record, moved atop the chart with his 18th point of the contest at the 12:31 mark of the second half.

SDSU, who shot just 30.3 percent from the field, outscored the Cowboys 14-3 from the charity stripe in the first half to go into halftime up 35-30.

San Diego State led by as many as seven points early in the second half, but its lead dwindled to one with just under 12 minutes remaining.

After a missed three-pointer by Heath, Wyoming regained the lead on a Joseph Taylor dunk. But similar to the first half, the Aztecs took brief control of the game and went ahead by five with 7:03 left.

On the next possession, UW would score the first three points of a 10-0 run to take a 61-59 lead only to have the Aztecs go on a 9-0 run themselves, making the score 65-61 with 52 seconds left.

Twenty seconds later, Wyoming's Brandon Ewing (19 points) made his way to the rim and connected on a layup with 31 seconds on the clock to bring the Cowboys to within 65-63. After the Aztecs inbounded the ball, Heath was fouled and missed the front end of a one-and-one still up by two.

As UW brought the ball down, Heath poked the ball away and a mad scramble for the ball ensued before Ewing found James Spencer in the corner for the game-winning three.

Following a timeout, SDSU inbounded the ball to Richie Williams and his running layup was off the mark giving Wyoming the victory.

Wyoming	MP	FG	3FG	FT	R	F	A TO	B	S	TP
Spencer	*36	9-13	4-6	0-0	3	2	2 2	0	0	22
Taylor	*29	2-6	0-1	0-0	13	4	1 4	5	1	4
Brown	*33	8-12	0-0	3-4	12	4	3 4	0	1	19
Jones	*39	0-8	0-4	1-4	7	1	4 5	0	0	1
Ewing	*37	9-17	1-5	0-0	2	3	2 3	0	0	19
Okoye	7	0-0	0-0	1-2	2	1	0 0	0	1	1
Dermody	6	0-2	0-2	0-0	1	3	1 0	0	0	0
Platt	6	0-0	0-0	0-0	0	0	0 0	0	0	0
Nelson	7	0-4	0-0	0-0	1	0	0 0	0	0	0
Team										2
Totals	200	28-62	5-18	5-10	43	18	13 18	5	3	66

SDSU	MP	FG	3FG	FT	R	F	A TO	B	S	TP
Wade	*31	2-9	1-3	0-0	6	1	0 0	1	3	5
Abukar	*34	3-11	1-3	8-8	6	2	2 1	0	0	15
Habel	*18	4-8	0-0	0-0	1	2	0 2	0	0	8
Heath	*39	9-22	0-7	8-10	6	1	3 1	0	2	26
Williams	*37	2-8	1-4	0-0	6	2	6 4	0	1	5
Johnson	7	0-2	0-0	0-0	1	2	0 1	0	0	0
Pastorek	2	0-0	0-0	0-0	0	0	0 0	0	0	0
Thomas	12	1-1	0-0	0-0	1	1	0 0	1	1	2
Spain	20	1-3	0-1	2-2	5	1	1 1	0	1	4
Team										3
Totals	200	22-64	3-18	18-20	35	12	12 10	2	8	65

Halftime: San Diego State 35, Wyoming 30. FG%: Wyoming 45.2, San Diego State 34.4. 3FG%: Wyoming 27.8, San Diego State 16.7. FT%: San Diego State 90.0, Wyoming 50.0. Officials: Eric Curry, Winston Stith, Larry Spaulding. Technicals: None.



Game 16

**Brigham Young 80
San Diego State 58**
Jan. 6, 2007 ♦ Provo, Utah
Marriott Center ♦ Att.: 9,290

PROVO, Utah - San Diego State continued its cold shooting and dropped its second consecutive Mountain West Conference game to open league play in an 80-58 loss to Brigham Young.

The Aztecs, who made the first basket of game to take their only lead, shot just 40 percent from the field after shooting 34.4 percent in the MWC opener against Wyoming.

Despite never leading after the contest's initial basket, SDSU kept the game close for most of the first half.

BYU, which led by seven with 8:23 before intermission, allowed the Aztecs to trim the lead to three, 20-17, following four straight points from Mohamed Abukar. But over the next six minutes, the Cougars went on a 15-6 run to close out the half and had a 35-23 lead going into the locker room.

Once play resumed, Brigham Young carried its momentum from the first half into the second and never let up.

On three separate occasions, BYU led by as many as 25 points before settling for the 22-point victory.

Brandon Heath led the Aztecs with 13 points, extending his school record for consecutive double-figure scoring games to 41. Also scoring in double digits was Mohamed Abukar, who added seven rebounds, and Jerome Habel, each scoring 12 apiece.

For the Cougars, Rashaun Broadus led the way with 19 points and Lee Cumnard had a career day with 16 points, 11 rebounds, four assists, three steals and two blocked shots. In addition, Trent Plaisted chipped in with 13 points and six blocks, while Keena Young had 12 points and eight rebounds.

SDSU	MP	FG	3FG	FT	R	F	A TO	B	S	TP
Wade	*29	3-10	0-1	3-5	1	1	1 2	2	1	9
Spain	*22	1-2	0-0	2-4	1	4	0 4	0	1	4
Abukar	*35	4-10	1-3	3-4	7	3	0 3	2	0	12
Heath	*30	5-13	2-5	1-2	5	2	3 6	0	3	13
Thomas	*18	0-0	0-0	1-2	2	2	4 3	0	1	1
Johnson	8	0-2	0-0	0-1	5	3	0 2	0	0	0
Williams	25	2-4	1-2	2-4	3	2	1 0	0	3	7
Habel	22	5-8	0-0	2-5	2	0	0 0	2	1	12
Pastorek	11	0-1	0-0	0-0	0	2	0 1	0	0	0
Team					2					
Totals	200	20-50	4-11	14-27	28	19	9 21	6	10	58

BYU	MP	FG	3FG	FT	R	F	A TO	B	S	TP
Young	*23	4-9	0-0	4-4	8	4	2 3	0	0	12
Cumnard	*36	5-12	3-6	3-4	11	3	4 5	2	3	16
Plaisted	*30	5-7	0-0	3-8	6	3	1 3	6	0	13
Broadus	*31	6-11	3-5	4-4	3	4	4 2	0	2	19
Balderson	*23	2-7	0-2	1-2	2	2	2 1	0	1	5
Rose	8	1-2	1-2	0-0	0	1	0 2	0	0	3
Ivanovic	6	0-1	0-0	0-0	1	1	0 0	0	0	0
Ainge	18	1-3	1-1	1-2	3	1	2 2	0	0	4
Malaman	19	2-3	0-0	2-3	4	3	1 3	3	1	6
Burgess	2	1-2	0-1	0-0	0	1	0 0	0	0	2
Murdock	2	0-0	0-0	0-0	0	0	0 0	0	0	0
Tavernari	2	0-0	0-0	0-0	0	0	1 0	0	0	0
Team					5					
Totals	200	27-57	8-17	18-27	43	23	17 21	11	7	80

Halftime: Brigham Young 35, San Diego State 23. **FG%:** Brigham Young 47.4, San Diego State 40.0. **3FG%:** Brigham Young 47.1, San Diego State 36.4. **FT%:** Brigham Young 66.7, San Diego State 51.9. **Officials:** Bill Gracey, Stanley Reynolds, Mike Giarratano. **Technical:** None.



Game 17

**San Diego State 81
Colorado State 76**
Jan. 13, 2007 ♦ San Diego, Calif.
Cox Arena ♦ Att.: 6,344

SAN DIEGO - San Diego State earned its first Mountain West Conference victory after dropping its first two by defeating Colorado State, 81-76, at Cox Arena.

SDSU snapped out of its two-game shooting slump by hitting 52.9 percent of its shots, including 87.5 percent from the charity stripe.

The Aztecs led for a good portion of the first half until 13-7 run by the Rams put the visitors ahead by one, 31-30, with 6:33 remaining in the first half.

CSU lost the lead and regained it less than two minutes later before an 8-2 run by the Aztecs put them ahead by five, 40-35, at the 2:36 mark. But six Rams points in the final minutes of the first half brought them even as the half came to a close.

The second half proved to be a see-saw battle with neither team taking more than a two-point lead through the first 11 minutes until a 12-1 SDSU run blew the game open.

San Diego State's 11-point lead was short-lived as the Rams made a game out of it with 14-6 spurt, bringing CSU to within three points, 79-73, with 23 seconds remaining before Brandon Heath made two free throws to seal the game.

Kyle Spain had one of his best performances in an Aztec uniform scoring a career-high 22 points on 7 of 9 shooting from the field and from the free throw line.

Lorenzo Wade also had a nice day with 13 points and a personal-best nine rebounds in his eighth start of the year. Frontcourt teammate Mohamed Abukar added 16 points, while Heath extended his school-record double-figure scoring streak to 42 games after finishing with 15 points and a team-leading six assists.

The Aztec starting frontcourt combined for 51 points and 18 rebounds, while the backcourt dished out 12 assists (Richie Williams - six).

CSU	MP	FG	3FG	FT	R	F	A TO	B	S	TP
Smith, J.	*33	8-13	0-0	3-6	7	4	2 2	2	0	19
Creason	*21	1-4	0-0	3-4	4	5	0 3	1	0	5
Lewis	*36	8-12	3-6	2-2	4	3	3 1	0	3	21
Smith, T.	28	4-11	1-5	0-0	4	2	5 1	0	0	9
Denson	*34	3-7	1-4	0-0	4	0	3 1	0	2	7
Kilby	13	3-4	0-0	0-0	2	4	0 2	0	0	6
Surratt	0+	0-0	0-0	0-0	0	0	0 0	0	0	0
Robinson	7	0-1	0-0	0-0	0	1	0 0	0	0	0
Aguiar	3	0-0	0-0	0-0	1	0	0 0	0	0	0
Gilling	25	3-9	3-8	0-0	0	1	0 2	0	0	9
Team					3					
Totals	200	30-61	8-23	8-12	29	20	13 13	3	5	76

SDSU	MP	FG	3FG	FT	R	F	A TO	B	S	TP
Wade	*38	5-14	1-2	2-2	9	3	2 2	1	0	13
Spain	*31	7-9	1-3	7-9	5	2	2 2	1	1	22
Abukar	*31	6-13	0-2	4-4	4	3	2 2	0	0	16
Heath	*37	5-8	2-3	3-3	1	1	6 2	0	0	15
Williams	*31	2-3	1-1	2-2	4	2	6 5	0	1	7
Habel	20	1-2	0-0	3-4	3	3	1 1	1	2	5
Pastorek	12	1-2	1-2	0-0	3	2	0 0	0	0	3
Totals	200	27-51	6-13	21-24	29	16	17 14	3	4	81

Halftime: San Diego State 41, Colorado State 41. **FG%:** San Diego State 52.9, Colorado State 49.2. **3FG%:** San Diego State 46.2, Colorado State 34.8. **FT%:** San Diego State 87.5, Colorado State 66.7. **Officials:** David Hall, Larry Spaulding, Shawn Lehig. **Technical:** None.



Game 18

**San Diego State 73
New Mexico 68**
Jan. 17, 2007 ♦ San Diego, Calif.
Cox Arena ♦ Att.: 6,761

SAN DIEGO - Lorenzo Wade recorded his first career double-double and was one of five Aztecs to score in double figures as San Diego State defeated New Mexico, 73-68, in a Mountain West Conference game at Cox Arena.

Wade, a sophomore forward out of Las Vegas, scored all of his 13 points in the second half and filled up the stat sheet with 12 rebounds, four assists, three steals and two blocks in helping SDSU even its league record at 2-2.

The first half was an offensive struggle for the Aztecs as they shot only 35.3 percent from the field and their leading scorer, Brandon Heath, was held to only four points. But with Wade's eight first-half rebounds, Mohamed Abukar's eight points off the bench and great defensive pressure on the Lobos' top scorer in J.R. Giddens, San Diego State went into the locker room up 28-24.

Coming out of the break, SDSU had a difficult time shaking New Mexico. On multiple occasions the Aztecs enjoyed five-point leads only to have the Lobos cut into the advantage every time. It was not until the 7:50 mark that UNM broke through and took a 53-52 lead.

SDSU, however, regained the lead on a Wade three-pointer, but was taken back by the Lobos on a Giddens shot from beyond arc.

Trailing by one with 6:06 remaining, the Aztecs went on a 14-4 run to go ahead by nine and would never allow New Mexico to get within four points the rest of the way.

Heath finished the game with a team-high 16 points with Abukar chipping in 14. Meanwhile, Jerome Habel added 11 points and Richie Williams had 12 points and a game-high seven assists.

UNM	MP	FG	3FG	FT	R	F	A TO	B	S	TP
Johnson	*18	1-1	0-0	0-0	9	0	3 1	0	0	2
Danridge	*32	9-13	0-1	0-1	2	3	2 3	0	0	18
Smith	*21	3-6	1-4	1-2	0	1	0 2	0	1	8
Giddens	*31	4-14	2-5	0-2	4	2	3 5	0	1	10
Prentice	*24	1-4	0-3	0-0	2	0	5 3	0	2	2
Henfield	6	0-0	0-0	0-0	0	2	0 0	0	0	0
Kersten	16	2-3	1-1	0-0	0	1	2 0	0	0	5
Martinez	11	2-3	0-0	1-1	4	2	1 0	0	2	5
Toppert	21	4-7	4-7	0-0	0	0	0 0	0	0	12
Walter	0+	0-0	0-0	0-0	0	1	0 0	0	0	0
Faris	20	2-4	0-0	2-2	4	1	2 1	0	0	6
Team					1					
Totals	200	28-55	8-21	4-8	26	13	18 15	0	6	68

SDSU	MP	FG	3FG	FT	R	F	A TO	B	S	TP
Habel	*26	4-6	0-0	3-4	4	1	1 2	0	0	11
Wade	*33	5-12	2-3	1-2	12	2	4 2	2	3	13
Spain	*33	3-6	1-2	0-0	8	1	1 3	0	3	7
Heath	*40	5-15	3-9	3-5	3	1	4 3	0	1	16
Williams	*39	4-9	2-4	2-5	4	2	7 2	0	3	12
Pastorek	7	0-2	0-1	0-0	2	0	1 1	0	0	0
Abukar	22	7-11	0-1	0-0	4	1	1 0	0	0	14
Totals	200	26-51	8-19	14-18	40	20	15 24	6	5	74

Halftime: San Diego State 28, New Mexico 24. **FG%:** New Mexico 50.9, San Diego State 45.9. **3FG%:** San Diego State 40.0, New Mexico 38.1. **FT%:** San Diego State 56.3, New Mexico 50.0. **Officials:** Scott Thornley, Mike Reed, Mike Littlewood. **Technical:** None.



Game 19

(13/11) Air Force 56
San Diego State 51

Jan. 20, 2007 ♦ USAFA, Colo.
Clune Arena ♦ Att.: 6,223

USAFA, Colo. - San Diego State held the nation's second-best shooting team and No. 13 Air Force to its lowest field goal percentage of the year but still fell on the road to the Falcons, 56-51. The loss extended Air Force's home winning streak to 26 games, tied for the second-longest streak in the country.

The Aztecs, who were down by as many nine points early in the second half, rallied to take a 43-42 lead on a long Brandon Heath 3-pointer with 5:51 remaining in the game, Air Force answered with a three of its own to take back the lead. SDSU battled back and regained a one-point lead on a Jerome Habel layup with 1:06 remaining.

On the ensuing possession, the Falcons' Dan Nwaelele nailed a jumper and followed with two free-throws to put Air Force up, 54-51, with just 16 seconds remaining. Heath's desperation 3-pointer with less than 10 seconds left fell short and Jacob Burtschi hit two free throws to put the game away.

SDSU lost despite holding the Falcons, who came into the game shooting 52.7 percent from the field, to 39.0 percent (16-for-41) shooting for the game.

Heath scored 13 of his 15 points in the second half, extending his school record for consecutive double-figure scoring games to 44, and added a season-high seven rebounds and three steals.


Jerome Habel scored 15 points on 7-of-9 shooting from the field and Lorenzo Wade had 11 points, seven rebounds and three steals.

Burtschi had game-highs of 23 points and nine rebounds to lead the Falcons, while Nwaelele (11 points) and Nick Welch (10 points) each scored in double-figures.

SDSU	MP	FG	3FG	FT	R	F	A TO	B	S	TP	
Wade	*37	5-12	0-3	1-2	7	2	1	0	1	3	11
Spain	*22	1-2	0-1	0-1	6	4	0	2	0	0	2
Abukar	*36	2-10	0-3	2-2	4	2	2	0	1	0	6
Heath	*39	5-17	3-11	2-2	7	1	3	1	0	3	15
Williams	*32	0-2	0-2	0-0	1	4	3	2	0	0	0
Johnson	4	1-1	0-0	0-0	2	0	0	0	0	0	2
Habel	27	7-9	0-0	1-3	5	2	0	1	0	0	15
Pastorek	3	0-0	0-0	0-0	0	1	0	1	0	0	0
Team					2						
Totals	200	21-53	3-20	6-10	32	18	9	9	2	6	51

AFA	MP	FG	3FG	FT	R	F	A TO	B	S	TP	
Burtschi	*36	7-14	5-10	4-5	9	3	2	1	0	0	23
Nwaelele	*31	4-9	1-3	2-2	3	3	3	3	1	0	11
Welch	*35	2-5	1-4	5-6	3	0	4	2	0	1	10
McCraw	*39	2-8	1-5	2-2	5	0	2	1	0	2	7
Anderson	*26	1-3	1-3	0-0	4	3	2	0	0	0	3
Henke	16	0-1	0-1	2-5	0	1	0	0	0	0	2
Teets	8	0-0	0-0	0-0	1	2	0	1	0	0	0
Holland	1	0-0	0-0	0-0	0	0	0	0	0	0	0
Johnson	3	0-1	0-0	0-0	0	0	0	1	0	0	0
Frye	5	0-0	0-0	0-0	2	1	0	1	1	0	0
Team					4						
Totals	200	16-41	9-26	15-20	31	13	13	11	2	3	56

Halftime: Air Force 23, San Diego State 17. FG%: San Diego State 39.6, Air Force 39.0. 3FG%: Air Force 34.6, San Diego State 15.0. FT%: Air Force 75.0, San Diego State 60.0. Officials: Randy McCall, Eric Curry, Ken Nielson. Technicals: None.



Game 20

UNLV 68
San Diego State 61

Jan. 23, 2007 ♦ Las Vegas, Nev.
Thomas & Mack Center ♦ Att.: 10,881

LAS VEGAS - San Diego State held UNLV to 35.9 percent shooting, owned a halftime lead and had a better field goal percentage, but could not overcome Mohamed Abukar's absence and the Rebels' eight second-half threes as the Aztecs dropped a 68-61 decision at the Thomas & Mack Center.

Both teams shot the ball poorly in the first half with the Aztecs posting a 38.7 percentage and the Rebels checking in at 22.2 percent, including 0-for-11 from behind the arc.

But despite UNLV's woes from the field, the Rebels connected on seven free throws to stay close and trailed SDSU, 25-23, going in halftime.

In the second half, both teams started to warm up, but it was UNLV who broke the game open with consecutive three-pointers from Marcus Lawrence, Joe Darger and Wink Adams giving the Rebels an eight-point lead.

San Diego State's Lorenzo Wade broke the run with a free throw, however UNLV went on to score five straight points to cap a 14-1 run that put them up 12 with 10:50 remaining.

The Aztecs traded hoops with the Rebels over the course of the next five minutes before SDSU went on its own 10-2 scoring spurt to get within four points with 2:05 left in the game. That would be the closest SDSU would get the rest of the way as it could not get the necessary stop to close the gap.

Wade finished with his second career double-double and his second in the last three games with 11 points and 11 rebounds, while Brandon Heath scored 20 points, his 48th career 20-plus scoring effort.

Abukar, the team's second leading scorer, missed the game due to a knee injury suffered the day before in practice.

SDSU	MP	FG	3FG	FT	R	F	A TO	B	S	TP	
Habel	*31	4-10	0-0	1-2	7	1	0	1	2	0	9
Wade	*39	5-12	0-2	1-3	11	4	1	2	2	0	11
Spain	*27	2-6	0-2	0-0	4	4	1	1	3	0	4
Heath	*40	8-14	4-9	0-2	3	4	2	5	0	0	20
Williams	*36	4-12	1-3	0-0	5	4	2	5	0	3	9
Johnson	5	0-1	0-0	0-0	3	2	0	2	0	0	0
Pastorek	16	2-3	0-0	0-0	5	2	1	1	0	0	4
Martin	0+	0-0	0-0	0-0	0	0	0	0	0	0	0
Lamb	6	2-2	0-0	0-0	1	0	0	0	0	0	4
Team					1						
Totals	200	27-60	5-16	2-7	40	21	7	17	7	3	61

UNLV	MP	FG	3FG	FT	R	F	A TO	B	S	TP	
Darger	*25	3-8	2-6	0-0	4	2	1	2	0	2	8
Essengue	*20	2-6	0-0	6-6	5	2	0	2	1	0	10
Adams	*35	6-16	4-8	4-6	4	1	3	3	0	1	20
Umeh	*24	2-7	0-2	2-3	6	1	1	0	0	0	6
Lawrence	*30	3-7	1-2	1-3	2	0	3	0	0	3	8
Bailey	10	1-6	0-0	0-0	1	1	0	0	0	0	2
Rougeau	10	0-2	0-0	0-0	4	5	1	1	1	1	0
Anthony	20	4-5	0-0	1-2	8	1	2	1	4	1	9
Terry	26	2-7	1-4	0-0	4	0	4	1	0	1	5
Team					5						
Totals	200	23-64	8-22	14-20	43	13	15	10	6	9	68

Halftime: San Diego State 25, UNLV 23. FG%: San Diego State 45.0, UNLV 35.9. 3FG%: UNLV 36.4, San Diego State 31.3. FT%: UNLV 70.0, San Diego State 28.6. Officials: David Hall, Tom O'Neill, Mike Scyphers. Technicals: None.



Game 21

San Diego State 63
Utah 53

Jan. 27, 2007 ♦ San Diego, Calif.
Cox Arena ♦ Att.: 7,598

SAN DIEGO - San Diego State rallied from an 11-point second-half deficit and had four players score in double figures as the Aztecs defeated Utah, 63-53, at Cox Arena.

The first 20 minutes of play featured a back-and-forth battle that saw six ties, five lead changes and no lead larger than San Diego State's four-point advantage with 15:47 left in the half.

Both schools went into halftime knotted at 25 apiece after the Utes shot 39.1 percent from the field and the Aztecs shot 35.5 percent.

It was in the second half that the offensive firepower started to show with Utah opening the half on a 15-4 run to push its lead to 11 points.

Soon after Lorenzo Wade put an end to the Ute spurt, SDSU went on its own 11-0 run to tie the game at 40 before Utah freshman Stephen Weigh connected on a jumper on the next possession.

Despite having their unanswered streak broken, the Aztecs scored seven more points as part of an overall 18-2 run to go up five with just under six minutes remaining.

After two free throws by Johnnie Bryant, a Wade jumper and three points by Ricky Johns all in a matter of 52 seconds, Utah got the Aztec lead down to 49-47.

However, SDSU outscored the Utes 14-6 the rest of the way to provide the game's 10-point margin in favor of the home team.

The Aztecs were led by Jerome Habel's 17 points with Brandon Heath contributing 14. Wade ended the contest with 12 points and a team-high seven rebounds, while Mohamed Abukar scored 12 points. Richie Williams had an all-around game with six points, a career-high six steals, five assists and three rebounds.

Utah	MP	FG	3FG	FT	R	F	A TO	B	S	TP	
Green	*39	2-8	2-5	0-0	11	5	6	3	3	0	2
Nevill	*22	4-4	0-0	3-4	2	4	2	3	2	0	11
Bryant	*34	6-13	4-8	2-2	5	4	1	4	0	1	18
Drca	*22	1-7	0-3	0-0	5	1	2	3	0	1	2
Johns	*26	1-6	0-2	1-1	1	3	1	0	0	1	3
Eatmon	20	2-4	1-2	1-1	4	2	0	2	0	0	6
Borha	10	0-3	0-2	0-0	1	1	1	1	0	1	0
Weigh	9	1-1	0-0	0-0	0	0	0	3	0	0	2
Deane	10	1-3	0-0	0-0	1	0	0	0	0	0	2
Foster	8	1-2	0-0	1-2	0	2	0	1	1	0	3
Team					2						
Totals	200	19-51	7-22	8-10	32	22	10	21	3	6	53

SDSU	MP	FG	3FG	FT	R	F	A TO	B	S	TP	
Wade	*37	4-7	0-0	4-5	7	1	5	1	0	2	12
Spain	*25	1-5	0-1	0-0	3	2	1	2	0	1	2
Abukar	*35	4-11	0-2	4-4	4	3	2	2	3	1	12
Heath	*34	5-13	0-4	4-7	2	3	1	5	1	0	14
Williams	*35	1-1	0-0	4-4	3	4	5	0	0	6	6
Johnson	1	0-0	0-0	0-0	0	0	0	0	1	0	0
Habel	29	8-13	0-0	1-2	4	0	0	1	1	0	17
Pastorek	1	0-0	0-0	0-0	0	0	0	0	0	0	0
Lamb	3	0-1	0-0	0-0	1	2	0	0	0	0	0
Team					4						
Totals	200	23-51	0-7	17-22	28	15	14	11	6	10	63

Halftime: San Diego State 25, Utah 25. FG%: San Diego State 45.1, Utah 37.3. 3FG%: Utah 31.8, San Diego State 00.0. FT%: Utah 80.0, San Diego State 77.3. Officials: Dan Chrisman, Mark Reischling, Jim Stupin. Technicals: None.



Game 22

San Diego State 76
TCU 71

Jan. 31, 2007 ♦ Fort Worth, Texas
Daniel-Meyer Coliseum ♦ Att.: 3,339

FORT WORTH, Texas - San Diego State senior guard Brandon Heath recorded his first career double-double and was joined by two other Aztecs in double figures as SDSU earned its first conference road victory with a 76-71 effort over TCU at Daniel-Meyer Coliseum.

Heath, who scored 22 points and pulled down 10 rebounds, scored nine of SDSU's first 11 points to help the Aztecs jump out to an 11-2 lead.

On multiple occasions, San Diego State held a nine-point advantage over the Horned Frogs until TCU used a 9-2 run of its own to get within two points with 6:07 left in the first. After exchanging buckets over the next couple of minutes, SDSU ended the half on a 6-2 spurt to go into the locker room ahead, 40-34.

As the second half got underway, the Frogs scored seven straight points to take a 41-40 lead and increased its lead to three thanks to an 11-2 run over the course of the initial seven minutes of action.

However, the Aztecs responded by scoring 11 unanswered points to regain control of the game and found themselves leading 53-45.

It appeared that San Diego State would earn its first Mountain West Conference road win comfortably, but TCU made it interesting in the end.

With 23 seconds left in the game, Frog guard Brent Hackett nailed a three to cut the SDSU lead to 74-71. On the ensuing inbounds play Lorenzo Wade turned the ball over with 18 seconds on the clock, but Wade redeemed himself by forcing Ryan Wall to turn it over eight seconds later. Following a TCU foul, Kyle Spain hit both free throws to provide the final margin.

Wade finished the game with 19 points and three blocks, while Mohamed Abukar scored 17 off the bench for the Aztecs.

SDSU	MP	FG	3FG	FT	R	F	A	T	O	B	S	TP
Habel	*24	3-5	0-0	0-0	4	5	1	0	3	0	6	
Wade	*34	8-12	1-1	2-4	6	0	4	6	3	4	19	
Spain	*30	0-6	0-2	3-4	5	2	4	0	0	3	3	
Heath	*37	8-15	1-4	5-7	10	3	6	2	0	0	22	
Williams	*34	2-8	1-3	0-0	2	2	2	1	0	2	5	
Johnson	6	2-2	0-0	0-0	1	1	0	0	0	0	4	
Pastorek	2	0-0	0-0	0-0	0	0	0	0	0	0	0	
Lamb	5	0-0	0-0	0-0	0	1	0	0	0	0	0	
Abukar	28	6-13	1-2	4-4	1	3	0	2	0	0	17	
Team					4							
Totals	200	29-61	4-12	14-19	33	17	17	11	6	9	76	

TCU	MP	FG	3FG	FT	R	F	A	T	O	B	S	TP
Langford	*34	4-10	1-1	3-4	9	1	1	4	1	0	12	
Parker	*31	2-8	0-0	1-3	7	4	2	2	3	1	5	
Hackett	*29	3-14	2-11	2-2	4	1	3	3	0	1	10	
Owens	*32	7-10	1-4	1-1	6	3	4	2	0	1	16	
Dougherty	*18	1-2	0-0	0-0	2	4	1	0	0	0	2	
Ebie	7	1-3	0-0	0-0	2	2	1	3	0	1	2	
Wall	21	4-6	3-4	5-6	2	2	6	3	0	1	16	
Ibikunle	14	1-5	0-0	0-5	5	1	1	0	0	0	2	
Adams	14	2-6	2-5	0-0	3	1	0	1	0	0	6	
Team					3							
Totals	200	25-64	9-25	12-21	43	19	19	18	4	5	71	

Halftime: San Diego State 40, TCU 34. **FG%:** San Diego State 47.5, TCU 39.1. **3FG%:** TCU 36.0, San Diego State 33.3. **FT%:** San Diego State 73.7, TCU 57.1. **Officials:** Verne Harris, Randy McCall, Bill Gracey. **Technical:** San Diego State - Team.



Game 23

San Diego State 62
(15/13) Air Force 41

Feb. 6, 2007 ♦ San Diego, Calif.
Cox Arena ♦ Att.: 9,231

SAN DIEGO - San Diego State avenged an earlier loss to the Air Force by defeating the No. 15/13 Falcons, 62-41, at Cox Arena before 9,231 fans.

The Aztecs used a stifling defense to pull off the upset and set a few records in the process.

The win was SDSU's first over a nationally ranked team since knocking off No. 21 Fresno State in 2001 and snapped a 10-game losing streak against ranked competition. It was also the highest ranked team that the Aztecs have beaten since defeating No. 7 BYU in 1988 and the 21-point victory was the largest over a ranked opponent in school history.

For San Diego State, the game could not have started on a better note as it raced to an 8-0 lead to set the tone. Air Force cut the Aztec lead to two on multiple occasions, but could not get over the hump and trailed 24-16 at the half. SDSU only shot 37.0 percent in the first half, but found itself ahead after holding the Falcons to 31.8 percent shooting, including 0-for-8 from behind the arc.

In the second half, the Aztecs got hot and Air Force continued to struggle. Five minutes into the half, Air Force cut the lead to six and SDSU went on a 13-0 run to extend its lead to 19 points with 10:47 remaining.

Nearly six minutes later, the Aztec lead swelled to 24 after a Richie Williams three and AFA would not get closer than 19 points the rest of the way.

Mohamed Abukar led the way with 16 points and eight rebounds, while Brandon Heath added 14 points and six assists. Jerome Habel also had a productive game with 11 points and eight boards.

AFA	MP	FG	3FG	FT	R	F	A	T	O	B	S	TP
Burtschi	*33	2-8	0-4	0-0	9	2	2	1	0	1	4	
Nwaelele	*22	0-4	0-2	2-2	3	3	0	2	0	0	2	
Welch	*24	2-6	0-1	0-0	2	0	1	4	0	0	4	
McCraw	*34	2-9	0-3	0-0	2	0	2	1	0	1	4	
Anderson	*32	3-6	0-3	2-2	1	1	2	1	0	1	8	
Henke	20	4-7	3-6	0-0	0	2	1	1	0	0	11	
Hood	5	1-1	0-0	0-0	0	1	0	0	0	0	2	
Teets	4	0-0	0-0	0-0	0	2	0	0	0	1	0	
Holland	5	1-0	0-0	0-0	1	0	0	0	0	0	2	
Kenzik	5	1-1	0-0	0-0	0	1	1	1	0	0	2	
Johnson	8	1-4	0-0	0-0	3	1	1	0	0	0	2	
Frye	8	0-0	0-0	0-2	0	1	0	1	0	0	0	
Team					2							
Totals	200	17-47	3-19	4-6	23	14	10	13	0	4	41	

SDSU	MP	FG	3FG	FT	R	F	A	T	O	B	S	TP
Habel	*34	5-8	0-0	1-1	8	3	0	1	1	0	11	
Wade	*35	2-6	0-1	1-2	5	1	3	2	3	2	5	
Abukar	*34	8-12	0-1	0-0	8	3	2	2	0	0	16	
Heath	*37	4-12	2-7	4-4	3	2	6	4	0	1	14	
Williams	*26	2-3	2-3	0-0	2	3	4	2	0	2	6	
Johnson	5	0-2	0-0	0-0	1	0	0	1	1	0	0	
Pastorek	2	0-0	0-0	0-0	1	0	0	0	0	0	0	
Martin	2	0-1	0-1	0-0	0	0	0	0	0	0	0	
Lamb	2	1-1	0-0	0-0	1	0	0	0	0	0	2	
Velasquez	2	0-1	0-1	0-0	0	0	0	0	0	1	0	
Spain	21	2-5	1-2	3-4	4	0	0	0	0	1	8	
Team					2							
Totals	200	24-51	5-16	9-11	35	12	15	12	5	6	62	

Halftime: San Diego State 24, Air Force 16. **FG%:** San Diego State 47.1, Air Force 36.2. **3FG%:** San Diego State 31.3, Air Force 15.8. **FT%:** San Diego State 81.8, Air Force 66.7. **Officials:** Scott Thornley, David Hall, Eric Curry. **Technical:** None.



Game 24

San Diego State 81
Colorado State 66

Feb. 10, 2007 ♦ Fort Collins, Colo.
Moby Arena ♦ Att.: 4,757

FORT COLLINS, Colo. - San Diego State earned its fourth consecutive victory as it downed Colorado State, 81-66, at Moby Arena. Senior Mohamed Abukar led the way for the Aztecs as he recorded his second career double-double after posting 19 points and 10 rebounds.

The first half of the game saw SDSU race out to an early six-point lead not three minutes into the conference tilt, but the Rams countered with an 11-2 spurt to get back into the game.

CSU used its momentum and continued to hold its advantage over the Aztecs for the next several minutes. San Diego State, however, closed the half on a good note when Richie Williams knocked down a jumper as time expired putting the Aztecs up 38-34.

In the second half, the Rams trimmed the SDSU lead to three at the 16:33 mark and that was when the Aztecs caught fire and blew the game open.

San Diego State scored 13 unanswered points as its lead swelled to 16 before Tim Denson hit a pair of free throws to briefly put a halt to the Aztec attack. In fact, on CSU's next offensive possession, Tyler Smith got into the paint and scored, but SDSU responded in a big way. After Smith's basket, Williams, Kyle Spain and Brandon Heath all hit three-pointers on consecutive possessions and Abukar capped a 24-4 run with a jumper to make the score 67-44 with under eight minutes remaining.


The Rams pressured San Diego State the rest of the way and stayed in the game, but the Aztecs went 8-for-8 from the free throw line in the final two minutes to keep Colorado State at bay.

Besides Abukar, three other Aztecs scored in double figures beginning with Williams' season-high 18 points. Heath added 14 points and Jerome Habel contributed 10.

SDSU	MP	FG	3FG	FT	R	F	A	T	O	B	S	TP
Habel	*27	5-8	0-0	0-1	7	3	0	3	3	3	10	
Wade	*37	4-10	0-2	1-1	6	0	5	4	2	3	9	
Abukar	*36	8-17	0-2	3-3	10	2	1	3	1	1	19	
Heath	*35	4-16	2-6	4-4	2	1	5	3	0	2	14	
Williams	*39	5-7	2-4	6-6	6	3	6	3	0	0	18	
Johnson	7	1-1	0-0	1-2	1	1	0	0	0	0	3	
Spain	19	3-4	2-3	0-0	4	0	0	0	0	0	8	
Team					3							
Totals	200	30-63	6-17	15-17	39	10	17	16	6	9	81	

CSU	MP	FG	3FG	FT	R	F	A	T	O	B	S	TP
Creason	*21	2-4	0-0	1-2	4	3	2	3	0	1	5	
Lewis	*33	3-11	1-4	0-0	4	3	4	2	1	3	7	
Smith, T.	*32	7-15	2-5	0-0	1	1	2	1	0	1	16	
Denson	*30	3-8	0-2	5-6	7	2	2	2	0	3	11	
Gilling	*30	3-10	2-5	0-0	1	1	3	2	0	1	8	
Kilby	16	3-4	0-0	0-2	5	3	1	1	0	0	6	
Robinson	7	0-1	0-0	0-0	1	2	0	2	0	1	0	
Smith, J.	30	6-14	0-0	1-2	12	3	0	2	0	1	13	
Aguiar	1	0-0	0-0	0-0	0	1	0	0	0	0	0	
Team					2							
Totals	200	27-67	5-16	7-12	37	19	14	15	1	11	66	

Halftime: San Diego State 38, Colorado State 34. **FG%:** San Diego State 47.6, Colorado State 40.3. **3FG%:** San Diego State 35.3, Colorado State 31.3. **FT%:** San Diego State 88.2, Colorado State 58.3. **Officials:** Larry Spaulding, Ruben Ramos, Greg Burks. **Technical:** None.



Game 25

San Diego State 67
UNLV 52

Feb. 13, 2007 ♦ San Diego, Calif.
Cox Arena ♦ Att.: 9,006

SAN DIEGO - San Diego State continued its winning ways by defeating UNLV, 67-52, at Cox Arena for its fifth straight victory.

The Aztecs, who have been winning ballgames thanks to their defense, did it again on the defensive side of the ball limiting the Runnin' Rebels to their second-lowest point total of the season.

UNLV stayed with SDSU for the initial seven minutes until the Aztecs found their groove and began to lock down and pull away from the Rebels.

After a three-point basket by Wink Adams put the Rebels ahead 11-10, San Diego State went on a tear and closed the half on a 27-8 run to go into half-time up 37-19. During the decisive stretch, UNLV missed 17 shots, which led to its 21.2 field goal percentage (1-14 3FG). Part of the reason the Aztecs held UNLV in check was due to the play of Lorenzo Wade. The Las Vegas native ended the first half with 10 points and already had four steals and three blocked shots.

The second half was the complete opposite of the first as SDSU combined to shoot 28.6 from the field, while the Rebels shot 58.3. But the Aztecs' ability to take care of the ball kept UNLV at bay as the Rebels never got closer than 13 points, while the Aztecs saw their lead balloon to 23 at one point.

For the game, SDSU committed only seven turnovers matching its school Mountain West record for fewest miscues and received double-digit efforts from Brandon Heath (16 points), Wade (15) and Mohamed Abukar (12). Wade ended the game with a career-best five steals as well.

UNLV	MP	FG	3FG	FT	R	F	A	TO	B	S	TP
Essengue	*18	2-4	0-0	1-2	6	2	1	1	0	0	5
Adams	*28	3-10	1-3	0-0	3	1	0	4	0	2	7
Kruger	*26	3-9	3-8	0-0	4	1	1	5	0	0	9
Umeh	*28	4-11	1-5	0-0	3	0	1	0	0	2	9
White	*28	4-10	0-0	2-2	8	0	0	1	0	0	10
Bailey	8	2-3	1-1	0-0	0	0	0	0	0	0	5
Lawrence	14	0-1	0-1	0-0	4	0	0	1	0	0	0
Rougeau	3	0-0	0-0	0-0	0	1	0	0	0	0	0
Anthony	26	3-3	0-0	1-2	6	3	2	2	4	0	7
Terry	15	0-4	0-3	0-0	2	1	0	2	0	0	0
Shaw	2	0-1	0-0	0-0	0	0	0	0	0	0	0
Darger	4	0-1	0-1	0-0	1	0	0	0	0	0	0
Team					3						
Totals	200	21-57	6-22	4-6	40	9	5	17	4	4	52

SDSU	MP	FG	3FG	FT	R	F	A	TO	B	S	TP
Habel	*32	4-8	0-0	1-2	5	0	1	1	2	1	9
Wade	*38	7-11	1-4	0-0	4	1	2	0	3	5	15
Abukar	*36	4-12	1-4	3-3	7	3	3	2	0	1	12
Heath	*34	6-19	4-8	0-0	5	0	4	3	0	1	16
Williams	*25	2-2	2-2	0-0	3	4	5	0	0	3	6
Johnson	11	1-6	0-0	0-0	5	2	0	0	1	1	2
Pastorek	1	0-1	0-1	0-0	0	0	0	0	0	0	0
Martin	1	0-0	0-0	0-0	0	0	0	0	0	0	0
Lamb	1	0-0	0-0	0-0	0	0	0	0	0	0	0
Velasquez	1	0-1	0-1	0-0	0	0	0	0	0	0	0
Spain	20	2-7	0-0	3-3	8	0	0	1	1	0	7
Team					1						
Totals	200	26-67	8-20	7-8	38	10	15	7	7	12	67

Halftime: San Diego State 37, UNLV 19. **FG%:** San Diego State 38.8, UNLV 36.8. **3FG%:** San Diego State 40.0, UNLV 27.3. **FT%:** San Diego State 87.5, UNLV 66.7. **Officials:** Randy McCall, Mark Whitehead, Jim Stupin. **Technical:** None.



Game 26

Wyoming 80
San Diego State 71

Feb. 17, 2007 ♦ Laramie, Wyo.
Arena-Auditorium ♦ Att.: 6,882

LARAMIE, Wyo. - San Diego State, which arrived in Laramie on the morning of the game, had its five-game winning streak snapped after it dropped an 80-71 decision to Wyoming at Arena-Auditorium.

The Aztecs flew into Denver the day before the game and were forced to spend the night in Fort Collins, Colo., due to high winds and poor visibility on the roads leading into Laramie.

Despite all the travel problems, the game started on time and saw SDSU come out of the gates fairly sharp.

The Aztecs went on a 9-2 run to jump out to a 22-16 lead, their largest of the contest, but things turned upside down in a hurry for San Diego State in the following minutes.

Wyoming responded to the Aztecs' run with a 15-0 flurry that overwhelmed SDSU and put the visitors in a nine-point hole before Kyle Spain hit one of two free throws to temporarily slow down the Cowboys. By the time the first half came to a close, Wyoming found itself up 37-33.

As the second half started, San Diego State tied the game at 39 only to have the Pokes go on a 15-2 scoring spree in a matter of just over four minutes to extend their lead to 13.

However, the Aztecs would not go down without a fight as they closed the gap to four points with 1:58 remaining in the game. Unfortunately for SDSU, Wyoming's starting backcourt of Brad Jones and Brandon Ewing combined to score the team's 10 points in the final two minutes to ice the game and complete the season sweep of San Diego State.

The Aztecs were led by Brandon Heath's 22 points and four assists and Jerome Habel's 18 points and nine rebounds. Mohamed Abukar also scored in double figures with 16 points on 6-of-11 shooting.

SDSU	MP	FG	3FG	FT	R	F	A	TO	B	S	TP
Habel	*32	6-10	0-0	6-8	9	4	2	2	1	1	18
Wade	*32	3-8	0-1	0-2	2	5	0	4	0	0	6
Abukar	*36	6-11	0-2	4-8	4	2	1	1	0	0	16
Heath	*38	7-22	3-10	5-6	2	1	4	3	0	3	22
Williams	*38	2-7	1-2	3-4	4	4	0	1	0	4	8
Johnson	9	0-0	0-0	0-0	1	3	0	1	0	0	0
Pastorek	0+	0-0	0-0	0-0	0	1	0	0	0	0	0
Martin	0+	0-0	0-0	0-0	0	0	0	0	0	0	0
Velasquez	0+	0-0	0-0	0-0	0	0	0	0	0	0	0
Spain	15	0-1	0-0	1-2	0	1	0	1	0	1	1
Team					8						
Totals	200	24-59	4-15	19-30	30	21	7	13	1	9	71

Wyoming	MP	FG	3FG	FT	R	F	A	TO	B	S	TP
Spencer	*33	3-5	1-1	2-4	8	4	2	2	1	2	9
Okoye	*21	3-4	0-0	0-0	4	4	0	0	1	1	6
Brown	*16	2-6	0-0	0-2	7	2	2	2	0	3	4
Jones	*36	7-12	1-3	17-18	7	4	5	3	0	0	32
Ewing	*40	6-14	1-4	3-6	3	2	4	2	0	1	16
Dermody	17	5-7	0-1	0-0	5	4	0	1	1	0	10
Taylor	22	0-3	0-1	0-0	2	0	3	2	3	0	0
Platt	12	1-2	1-2	0-0	0	1	1	2	0	0	3
Songondo	3	0-0	0-0	0-2	0	2	0	2	0	0	0
Team					6						
Totals	200	27-53	4-12	22-32	42	23	17	16	6	7	80

Halftime: Wyoming 37, San Diego State 33. **FG%:** Wyoming 50.9, San Diego State 40.7. **3FG%:** Wyoming 33.3, San Diego State 26.7. **FT%:** Wyoming 68.8, San Diego State 63.3. **Officials:** Bob Staffen, Winston Stith, Shawn Lehig. **Technical:** None.



Game 27

San Diego State 81
New Mexico 74 (ot)

Feb. 20, 2007 ♦ Albuquerque, N.M.
The Pit ♦ Att.: 11,843

ALBUQUERQUE, N.M. - San Diego State tied the game with 15 seconds remaining and New Mexico missed a point-blank layup as time expired to force overtime in a game which the Aztecs won, 81-74, at The Pit.

Brandon Heath led all scorers with 30 points as he helped SDSU to just its sixth win in Albuquerque and its fourth straight over the Lobos. In scoring 30 points, Heath became the only Aztec to score at least 30 points in a game in all four seasons at SDSU.

At the start of the game, things did not look good for San Diego State as it allowed New Mexico to score 10 straight points to open the game. The Aztecs, however, rallied with a 17-5 run to take its first lead of the contest at the 11:35 mark.

As the half came to a close, New Mexico went on a 7-0 scoring spurt to enjoy its largest lead of nine points only to have the Aztecs score nine unanswered points in the final two minutes to go into halftime even at 33.

In the second session, San Diego State was not able to pull away from the Lobos as its largest lead was six points four minutes into the half. New Mexico stayed within striking distance the rest of the way and took a one-point lead with 37 seconds left. On the ensuing possession, Kyle Spain was fouled and made one-of-two free throws to tie the game. After a timeout and 0.2 seconds remaining, Aaron Johnson missed a game-winning, uncontested layup to force overtime.

In OT, the Lobos took a 74-72 lead, but the Aztecs responded by scoring nine unanswered points to escape with the victory.

Joining Heath in double figures was Jerome Habel, who posted his first double-double with 18 points and 12 boards and Lorenzo Wade with 16.

SDSU	MP	FG	3FG	FT	R	F	A	TO	B	S	TP
Habel	*34	7-11	0-0	4-6	12	3	1	1	4	1	18
Wade	*41	7-12	1-4	1-2	9	1	8	4	2	2	16
Abukar	*28	3-9	1-3	2-2	4	5	2	4	1	0	9
Heath	*44	10-24	5-14	5-6	4	2	3	6	0	3	30
Williams	*40	1-3	1-3	2-2	3	2	7	2	0	1	5
Johnson	15	1-1	0-0	0-0	5	1	0	0	1	0	2
Pastorek	1	0-0	0-0	0-0	0	1	0	0	0	0	0
Spain	22	0-5	0-1	1-2	9	2	0	1	0	2	1
Team					4						
Totals	200	29-65	8-25	15-20	50	17	21	19	8	9	81

UNM	MP	FG	3FG	FT	R	F	A	TO	B	S	TP
Johnson	*37	2-5	0-0	4-8	7	2	2	0	1	1	8
Danridge	*37	10-21	2-5	2-2	2	1	3	2	1	1	24
Faris	*8	0-2	0-0	0-0	2	5	1	1	2	0	0
Prentice	*40	6-17	3-10	0-0	4	0	7	5	1	3	15
Toppert	*35	4-9	2-6	0-0	6	3	0	1	0	0	10
Smith	29	4-8	1-5	1-1	0	3	1	0	0	0	10
Henfield	9	0-1	0-0	0-0	1	1	0	2	0	1	0
Kersten	13	0-5	0-2	2-3	1	2	1	2	0	0	2
Martinez	11	2-5	1-2	0-1	7	0	1	1	0	1	5
Walter	6	0-3	0-3	0-0	2	1	0	0	0	0	0
Team					10						
Totals	200	28-76	9-33	9-15	42	18	16	14	5	7	74

Halftime: San Diego State 33, New Mexico 33. **FG%:** San Diego State 44.6, New Mexico 36.8. **3FG%:** San Diego State 32.0, New Mexico 27.3. **FT%:** San Diego State 75.0, New Mexico 60.0. **Officials:** Dick Cartmell, Dan Chrisman, Chris Rastatter. **Technical:** None.

SDSU Career Records

Points

Rk	DI	Name	Years	GP	Points
1.	1.	•Brandon Heath	04-05-06-07	119	2,067
2.	2.	Michael Cage	81-82-83-84	112	1,846
3.	3.	Anthony Watson	83-84-85-86	110	1,735
4.	-	Tony Pinkins	55-56-57	82	1,475
5.	-	Bob Brady	52-53-54	74	1,389
6.	4.	Steve Copp	73-74-75-76	93	1,307
7.	-	Al Skalecky	66-67-68	82	1,271
8.	5.	Tony Ross	87-88-89	85	1,259
9.	6.	Chad Nelson	94-95-96-97	112	1,225
10.	7.	•Marcus Slaughter	04-05-06	87	1,211
11.	8.	Will Connelly	75-76-77	82	1,188
11.	-	Von Jacobsen	69-70-71	78	1,188
13.	-	Bernie Finlay	58-59-60	73	1,110
14.	9.	•Myron Epps	99-00-01-02	113	1,090
15.	10.	Eddie Morris	80-81-82-83	105	1,089
16.	-	Danny Newport	54-55-56	76	1,048
17.	-	Milton Phelps	39-40-41	97	1,043
18.	-	Dave Miller	66-67-68	82	1,034
19.	11.	Leonard Allen	82-83-84-85	116	1,019
20.	12.	•Tony Bland	02-03	63	1,012
21.	13.	Kim Goetz	78-79	54	1,005
22.	14.	•Randy Holcomb	01-02	61	1,002
15.	Joel Kramer	74-76-77-78	99	949	
16.	Mike Dodd	76-77-78-79	91	928	
17.	Tony Gwynn	78-79-80-81	107	925	
18.	Jason Richey	97-98	52	908	
19.	Courtie Miller	90-91-92-93-94	101	891	
20.	Joe McNaull	91-92-93	86	843	
21.	Steve Malovic	78-79	54	838	
22.	Eddy Gordon	80-81-82-83	107	807	
23.	•Aeric Sanders	01-02-03-04	109	806	
24.	Jimmy Harris	71-72	54	800	
25.	Mitch McMullen	88-89	58	799	

		•Mohamed Abukar	06-07	48	713

Scoring Average

<i>min. 600 points</i>					
Rk	DI	Name	Years	GP	PPG
1.	-	Bob Brady	52-53-54	74	18.8
2.	1.	Kim Goetz	78-79	54	18.6
3.	-	Tony Pinkins	55-56-57	83	18.1
4.	2.	Jason Richey	97-98	52	17.5
5.	3.	•Brandon Heath	04-05-06-07	119	17.4
6.	4.	Michael Cage	81-82-83-84	112	16.5
7.	5.	•Randy Holcomb	01-02	61	16.4
8.	6.	•Tony Bland	02-03	63	16.1
9.	7.	Anthony Watson	83-84-85-86	110	15.8
10.	-	Al Skalecky	66-67-68	82	15.5
11.	-	Von Jacobsen	69-70-71	77	15.4
12.	8.	Chris McMurray	72-73	42	15.238
13.	9.	Steve Malovic	78-79	55	15.236
14.	-	Bernie Finlay	58-59-60	73	15.205
15.	-	Dick Maureau	61-62	49	15.1
16.	10.	Marty Dow	90-91	52	14.942
17.	11.	•Mohamed Abukar	06-07	48	14.854
18.	12.	Jimmy Harris	71-72	54	14.814
19.	13.	Tony Ross	87-88-89	85	14.812
20.	14.	Zack Jones	81-82	54	14.7
21.	15.	Will Connelly	75-76-77	82	14.5
22.	-	Bob Lundgren	67-68	45	14.3
23.	16.	Steve Copp	73-74-75-76	93	14.1
17.	•Marcus Slaughter	04-05-06	87	13.9	
18.	•Al Faux	01-02	57	13.84	
19.	Mitch McMullen	88-89	58	13.78	
20.	Matt Watts	98-99	53	13.7	
21.	Marc Carter	94-95	56	12.70	
22.	Presnell Gilbert	77-78-79	50	12.68	
23.	Jimmy Wilkins	71-72	52	12.60	

Rebounds

Rk	DI	Name	Years	GP	Rebs.
1.	1.	Michael Cage	81-82-83-84	112	1,317
2.	-	Al Skalecky	66-67-68	82	1,090
3.	2.	•Marcus Slaughter	04-05-06	87	775
4.	-	Larry Meek	63-64-65	75	764
5.	3.	Steve Copp	73-74-75-76	93	737
6.	4.	Leonard Allen	82-83-84-85	116	724
7.	5.	Joel Kramer	74-76-77-79	99	711
8.	6.	•Aeric Sanders	01-02-03-04	109	686
9.	-	Noel Mickelsen	54-55-56	79	642
10.	7.	Will Connelly	75-76-77	82	641
11.	8.	Eddy Gordon	80-81-82-83	107	631
12.	-	Tony Pinkins	55-56-57	82	604
9.	Joe McNaull	91-92-93	86	572	
10.	•Marcelo Correa	97-98-99-00-01	112	522	
11.	•Myron Epps	99-00-01-02	113	508	
12.	Chris McMurray	72-73	42	492	
13.	Steve Malovic	78-79	55	484	
14.	•Randy Holcomb	01-02	61	481	
15.	Allen Bunting	74-75-76	78	456	
16.	Larry Jones	72-73	53	420	
17.	Marty Dow	90-91	52	415	
18.	Rodney Hawkins	86-87-88	70	413	
19.	Mitch McMullen	88-89	58	408	
20.	Leon Carter	95-96	57	395	
21.	•Brandon Heath	04-05-06-07	119	398	
22.	John Martens	83-84-85-86	71	372	
23.	•Chris Walton	01-02-04-05	110	370	
23.	Chad Nelson	94-95-96-97	112	370	
25.	Anthony Watson	83-84-85-86	110	362	
26.	John Anderson	73-74	52	354	

Rebound Average

<i>min. 50 games</i>					
Rk	DI	Name	Years	GP	RPG
1.	-	Al Skalecky	66-67-68	82	13.3
1.	Michael Cage	81-82-83-84	112	11.8	
2.	•Marcus Slaughter	04-05-06	87	8.9	
3.	Steve Malovic	78-79	55	8.8	
4.	Marty Dow	90-91	52	8.0	
5.	Steve Copp	73-74-75-76	93	7.9247	
6.	Larry Jones	72-73	53	7.9245	
7.	•Randy Holcomb	01-02	61	7.88	
8.	Will Connelly	75-76-77	82	7.817	
9.	Joel Kramer	74-76-77-78	99	7.2	
10.	Mitch McMullen	88-89	58	7.0	
11.	Leon Carter	95-96	57	6.9	
12.	John Anderson	73-74	52	6.8	
13.	Joe McNaull	91-92-93	86	6.7	
14.	•Aeric Sanders	01-02-03-04	109	6.294	
15.	Roy Kruiswyk	97-98	55	6.290	
16.	Leonard Allen	82-83-84-85	116	6.24	
17.	Marc Carter	94-95	56	6.1	
18.	Rodney Hawkins	86-87-88	70	5.900	
19.	Eddy Gordon	80-81-82-83	107	5.897	
20.	Kevin Betts	97-98	55	5.89	

Assists

<i>since 1972-73 season</i>					
Rk	Name	Years	GP	Assists	
1.	Tony Gwynn	78-79-80-81	107	590	
2.	Chad Nelson	94-95-96-97	112	412	
3.	Mark Delsman	74-75-76-77	109	376	
4.	•Brandon Heath	04-05-06-07	119	370	
5.	Anthony Watson	83-84-85-86	110	356	
6.	Keith Smith	82-83	53	349	
7.	•Deandre Moore	01-02-03	88	339	
8.	Dean Decker	77-78	56	307	
9.	Ray Leary	74-75-76	76	279	
10.	Mike Dodd	76-77-78-79	91	271	
11.	Creon Dorsey	85-86	59	263	
12.	•Richie Williams	06-07	60	249	
13.	Bryan Williams	88-89	48	243	

14.	Michael Best	89-90	56	238
15.	•Tony Bland	02-03	63	213
16.	Arthur Massey	90-91	59	212
17.	Jeff Konek	85	57	211
18.	•David Abramowitz	99-00-01	79	189
19.	Jason Richey	97-98	52	184
19.	Gary Earle	74-75-76	81	184
21.	•Wesley Stokes	04	30	176
22.	Steve Copp	73-74-75-76	93	171
23.	Matt Watts	98-99	53	166
24.	•Chris Walton	01-02-04-05	110	163
25.	Joel Kramer	74-76-77-78	99	162

Assist Average

<i>min. 50 games; since 1972-73 season</i>					
Rk	Name	Years	GP	APG	
1.	Keith Smith	82-83	53	6.6	
2.	Tony Gwynn	78-79-80-81	107	5.51	
3.	Dean Decker	77-78	56	5.48	
4.	Creon Dorsey	85-86	59	4.5	
5.	Michael Best	89-90	56	4.3	
6.	•Richie Williams	06-07	60	4.2	
7.	•Deandre Moore	01-02-03	88	3.9	
8.	Jeff Konek	85	57	3.702	
9.	Chad Nelson	94-95-96-97	112	3.679	
10.	Ray Leary	74-75-76	76	3.671	
11.	Arthur Massey	90-91	59	3.59	

Field Goals

Rk	DI	Name	Years	GP	FG
1.	1.	Anthony Watson	83-84-85-86	110	702
2.	2.	•Brandon Heath	04-05-06-07	119	701
3.	3.	Michael Cage	81-82-83-84	112	679
4.	4.	Steve Copp	73-74-75-76	93	507
5.	-	Tony Pinkins	55-56-57	82	495
6.	5.	Eddie Morris	80-81-82-83	105	483
7.	-	Al Skalecky	66-67-68	82	481
8.	6.	Will Connelly	75-76-77	82	477
9.	-	Bob Brady	52-53-54	74	461
10.	7.	Von Jacobsen	69-70-71	78	457
11.	8.	Kim Goetz	78-79	54	435
9.	Tony Ross	87-88-89	85	413	
10.	•Myron Epps	99-00-01-02	113	407	
11.	Joel Kramer	74-76-77-78	99	406	
12.	•Marcus Slaughter	04-05-06	87	403	
13.	Leonard Allen	82-83-84-85	116	396	
14.	Mike Dodd	76-77-78-79	91	392	
15.	•Randy Holcomb	01-02	61	383	
16.	•Tony Bland	02-03	63	365	
17.	Chad Nelson	94-95-96-97	112	344	
18.	Eddy Gordon	80-81-82-83	107	343	
19.	Tony Gwynn	78-79-80-81	107	340	
20.	Steve Malovic	78-79	55	337	

Field Goal Attempts

Rk	DI	Name	Years	GP	FGA
1.	1.	•Brandon Heath	04-05-06-07	119	1,704
2.	Anthony Watson	83-84-85-86	110	1,576	
3.	Michael Cage	81-82-83-84	112	1,238	
4.	Steve Copp	73-74-75-76	93	1,126	
5.	Eddie Morris	80-81-82-83	105	1,098	
6.	Will Connelly	75-76-77	82	1,020	
7.	Tony Ross	87-88-89	85	933	
8.	Kim Goetz	78-79	54	852	
9.	•Marcus Slaughter	04-05-06	87	844	
10.	Chad Nelson	84-85-86-87	112	814	
11.	•Randy Holcomb	01-02	61	812	
12.	•Tony Bland	02-03	63	808	
13.	•Myron Epps	99-00-01-02	113	803	
14.	Joel Kramer	74-76-77-78	99	779	
15.	Mike Dodd	76-77-78-79	91	758	
16.	Matt Watts	98-99	53	731	
17.	Jason Richey	97-98	52	724	

SDSU Career Records, cont.

18.	Eddy Gordon	80-81-82-83	107	722
20.	Tony Gwynn	78-79-80-81	107	716

Field Goal Percentage

minimum 500 career attempts

Rk	DI	Name	Years	FG/FGA	FG%
1.	1.	Leonard Allen	82-83-84-85	396/692	57.2
2.	2.	Mitch McMullen	88-89	296/527	56.2
3.	3.	Marty Dow	90-91	309/557	55.5
4.	4.	Steve Malovic	78-79	337/609	55.3
5.	-	Danny Newport	54-55-56	379/686	55.2
6.	5.	Michael Cage	81-82-83-84	679/1,238	54.8
7.	6.	•Aerick Sanders	01-02-03-04	334/619	54.0
8.	7.	•Mike Mackell	02-03	291/543	53.6
9.	8.	Joe McNaull	91-92-93	333/627	53.1
10.	9.	Joel Kramer	74-76-77-78	406/779	52.1
11.	10.	Mike Dodd	76-77-78-79	383/758	51.7
	11.	Kim Goetz	78-79	435/852	51.1
	12.	Myron Epps	99-00-01-02	407/803	50.7
	13.	•Marcelo Correa	97-98-99-00-01	273/546	50.0
	14.	Jimmy Wilkins	71-72	253/517	48.9
	15.	Zach Jones	81-82	323/668	48.4
	16.	•Marcus Slaughter	04-05-06	403/844	47.7
	17.	Eddy Gordon	80-81-82-83	343/722	47.5
	18.	Tony Gwynn	78-79-80-81	340/716	47.49
	19.	•Randy Holcomb	01-02	383/812	47.2
	20.	Will Connelly	75-76-77	477/1,020	46.8

Three-Point Field Goals

in existence since 1986-87 season

Rk	Name	Years	GP	3FG
1.	Tony Ross	87-88-89	85	270
2.	•Brandon Heath	04-05-06-07	119	263
3.	•John Sharper	03-04-05-06	119	166
4.	Jason Richey	97-98	52	136
5.	Chad Nelson	94-95-96-97	112	122
6.	Michael Best	89-90	56	107
7.	•Al Faux	01-02	57	106
8.	•David Abramowitz	99-00-01	79	98
9.	•Deandre Moore	01-02-03	88	84
10.	Berry Randle	93-94-95-96	113	76
11.	Matt Watts	98-99	53	65
12.	•Chris Manker	03-04-05	82	58
13.	•Donte Wilson	99-00	54	56
13.	Brady Trenkle	95-97-99	79	56
13.	Chris Walters	93-94	57	56
16.	Josko Visnjic	98	28	55
17.	Arthur Massey	90-91	59	53
18.	Tony Clark	92-93	28	52
19.	•Richie Williams	06-07	60	50
19.	•Tony Bland	02-03	63	49
19.	Derric Croft	94	28	49

Three-Point Field Goal Atts.

in existence since 1986-87 season

Rk	Name	Years	GP	3FGA
1.	•Brandon Heath	04-05-06-07	119	740
2.	Tony Ross	87-88-89	85	589
3.	•John Sharper	03-04-05-06	119	412
4.	Jason Richey	97-98	52	381
5.	Chad Nelson	94-95-96-97	112	337
6.	Michael Best	89-90	56	292
7.	•David Abramowitz	99-00-01	79	284
8.	•Al Faux	01-02	57	256
9.	Berry Randle	93-94-95-96	113	253
10.	•Deandre Moore	01-02-03	88	239
11.	Matt Watts	98-99	53	237
12.	•Donte Wilson	99-00	54	180
13.	Josko Visnjic	98	28	179
14.	Brady Trenkle	95-97-99	79	176
15.	•Chris Manker	03-04-05	82	175
16.	Arthur Massey	90-91	59	173
17.	Chris Walters	93-94	57	165
18.	•Tony Bland	02-03	63	153

19.	Derric Croft	94	28	152
20.	Tony Clark	92-93	28	142

Three-Point Field Goal Percentage

minimum 40 career three-point field goals

Rk	Name	Years	3FG/3FGA	3FG%
1.	Tony Ross	87-88-89	270/589	45.8
2.	•Al Faux	01-02	106/256	41.4
3.	•Richie Williams	06-07	50/121	41.3
4.	•John Sharper	03-04-05-06	166/412	40.3
5.	•Steve Sir	03-04	47/118	39.8
6.	Michael Best	89-90	107/292	36.64
7.	Tony Clark	92-99	52/142	36.62
8.	Chad Nelson	94-95-96-97	122/337	36.2
9.	Jason Richey	97-98	136/381	35.7
10.	•Brandon Heath	04-05-06-07	263/740	35.5
11.	•Deandre Moore	01-02-03	84/239	35.1
12.	Darryl Gaines	86-87	40/115	34.8
13.	•Karlo Kovacic	01-02	47/136	34.6
14.	•David Abramowitz	99-00-01	98/284	34.5
15.	Chris Walters	93-94	56/165	33.9
16.	Derric Croft	94	49/152	32.2

Free Throws

Rk	DI	Name	Years	GP	FT
1.	1.	Michael Cage	81-82-83-84	112	488
2.	-	Tony Pinkins	55-56-57	82	485
3.	-	Bob Brady	52-53-54	74	467
4.	2.	Chad Nelson	94-95-96-97	112	415
5.	3.	•Brandon Heath	04-05-06-07	119	402
6.	4.	•Marcus Slaughter	04-05-06	87	388
7.	-	Bernie Finlay	58-59-60	73	352
8.	5.	Anthony Watson	83-84-85-86	110	331
9.	-	Al Skalecky	66-67-68	82	309
10.	6.	Courtie Miller	90-91-92-93-94	101	302
11.	7.	Steve Copp	73-74-75-76	93	293
12.	-	Danny Newport	54-55-56	76	290
	8.	•Myron Epps	99-00-01-02	113	274
	9.	Tony Gwynn	78-79-80-81	107	245
	10.	Will Connelly	75-76-77	82	234
	11.	•Tony Bland	02-03	63	233
	12.	Leonard Allen	82-83-84-85	116	227
	13.	Jason Richey	97-98	52	218
	14.	•Marcelo Correa	97-98-99-00-01	112	215
	15.	Mitch McMullen	88-89	58	207
	16.	•Randy Holcomb	01-02	61	205
	17.	John Martens	83-84-85-86	71	201
	18.	•Mike Mackell	02-03	63	199
	19.	Berry Randle	93-94-95-96	113	194
	20.	Jeff Pete	71-72	53	181

Free Throws Attempted

DI	Name	Years	GP	FTA
1.	Michael Cage	81-82-83-84	112	667
2.	•Marcus Slaughter	04-05-06	87	530
3.	Chad Nelson	94-95-96-97	112	519
4.	•Brandon Heath	04-05-06-07	119	509
5.	•Myron Epps	99-00-01-02	113	466
6.	Anthony Watson	83-84-85-86	110	446
7.	Steve Copp	73-74-75-76	93	439
8.	Courtie Miller	90-91-92-93-94	101	398
9.	Will Connelly	75-76-77	82	376
10.	Leonard Allen	82-83-84-85	116	369
11.	Mitch McMullen	88-89	58	356
12.	•Tony Bland	02-03	63	340
13.	Tony Gwynn	78-79-80-81	107	334
14.	•Marcelo Correa	97-98-99-00-01	112	324
15.	Berry Randle	93-94-95-96	113	314
16.	•Randy Holcomb	01-02	61	312
17.	Joe McNaull	91-92-93	86	300
18.	•Mike Mackell	02-03	63	289
19.	John Martens	83-84-85-86	71	285
20.	Jason Richey	97-98	52	271

Free Throw Percentage

minimum 100 career free throws

Rk	DI	Name	Years	FT/FTA	FT%
1.	1.	Kim Goetz	78-79	135/158	85.4
2.	2.	•Mohamed Abukar	06-07	164/196	83.7
3.	-	Mike Spigler	69-70	112/134	83.6
4.	3.	Steve Malovic	78-79	164/199	82.4
5.	4.	Jason Richey	97-98	218/271	80.4
6.	5.	Tony Ross	87-88-89	163/203	80.3
7.	6.	Chad Nelson	94-95-96-97	415/519	80.0
8.	7.	•Brandon Heath	04-05-06-07	402/509	79.0
9.	8.	Mike Dodd	76-77-78-79	144/185	77.8
10.	-	Bernie Finlay	58-59-60	352/453	77.7
11.	9.	Chris McMurray	72-73	130/169	76.9
12.	-	Gary Schneider	70-71	116/157	76.8
	10.	Joel Kramer	74-76-77-78	137/179	76.5
	11.	Jimmy Wilkins	71-72	149/195	76.4
	12.	Courtie Miller	90-91-92-93-94	302/398	75.9

Blocks

since 1978-79 season

Rk	Name	Years	GP	Blocks
1.	Leonard Allen	82-83-84-85	116	214
2.	Michael Cage	81-82-83-84	112	118
3.	Joe McNaull	91-92-93	86	114
4.	•Aerick Sanders	01-02-03-04	109	105
5.	•Marcelo Correa	97-98-99-00-01	112	100
6.	•Marcus Slaughter	04-05-06	87	78
7.	Eddy Gordon	80-81-82-83	107	71
8.	Marty Dow	90-91	52	68
8.	Rodney Hawkins	86-87-88	70	68
10.	Leon Carter	95-96	57	58
11.	Marc Carter	94-95	56	55
12.	•Randy Holcomb	01-02	61	51
12.	Courtie Miller	90-91-92-93-94	101	51
14.	Mitch McMullen	88-89	58	46
15.	Kevin Betts	97-98	55	40
16.	•Chris Walton	01-02-04-05	110	38
17.	Marcus Banks	92-93	45	37
17.	Keith Balzer	91-92-93	52	37
19.	Jerome Habel	07	23	35
19.	Berry Randle	93-94-95-96	113	35
21.	Lorenzo Wade	07	27	34
21.	Steve Malovic	78-79	55	34

Steals

since 1978-79 season

Rk	Name	Years	GP	Steals
1.	•Brandon Heath	04-05-06-07	118	200
2.	Anthony Watson	83-84-85-86	110	192
3.	Chad Nelson	94-95-96-97	112	175
4.	Tony Gwynn	78-79-80-81	107	141
5.	Eddie Morris	80-81-82-83	105	131
6.	Matt Watts	98-99	53	126
6.	Michael Best	89-90	56	126
6.	Michael Cage	81-82-83-84	112	126
9.	•Deandre Moore	01-02-03	88	114
10.	Eddy Gordon	80-81-82-83	107	111
11.	•Richie Williams	06-07	60	110
11.	Creon Dorsey	85-86	59	109
13.	•Marcus Slaughter	04-05-06	87	107
14.	•Marcelo Correa	97-98-99-00-01	112	102
15.	Jason Richey	97-98	52	94
16.	Bobby Owens	83-84-85-86	94	92
17.	•John Sharper	03-04-05-06	119	84
17.	Arthur Massey	90-91	59	84
19.	•David Abramowitz	99-00-01	79	81
19.	Kevin Betts	97-98	55	81
21.	•Aerick Sanders	01-02-03-04	109	80

Games Played

Rk	DI	Name	Years	GP
1.	1.	•Brandon Heath	04-05-06-07	119

SDSU Career Records, cont.

1.	1.	•John Sharper	03-04-05-06	119
3.	3.	Leonard Allen	82-83-84-85	116
4.	4.	•Myron Epps	99-00-01-02	113
4.	4.	Berry Randle	93-94-95-96	113
6.	6.	•Marcelo Correa	97-98-99-00-01	112
6.	6.	Chad Nelson	94-95-96-97	112
6.	6.	Michael Cage	81-82-83-84	112
9.	9.	•Chris Walton	01-02-04-05	110
9.	9.	Anthony Watson	83-84-85-86	110
11.	11.	•Aerick Sanders	01-02-03-04	109
11.	11.	Mark Delsman	74-75-76-77	109
13.	13.	Eddy Gordon	80-81-82-83	107
13.	13.	Tony Gwynn	78-79-80-81	107
13.	-	Noel Mickelsen	53-54-55-56	107
15.	15.	Eddie Morris	80-81-82-83	105
16.	16.	Courtie Miller	90-91-92-93-94	101
17.	17.	Joel Kramer	74-76-77-78	99
18.	18.	•Trimaime Davis	03-04-05-06	98
18.	18.	•Tommy Johnson	02-03-04-05	98
20.	20.	Bobby Owens	83-84-85-86	94
21.	21.	Steve Copp	73-74-75-76	93

Games Started

since 1978-79				
Rk	Name	Years	GP	GS
1.	•Brandon Heath	04-05-06-07	119	114
2.	Michael Cage	81-82-83-84	112	112
3.	Leonard Allen	82-83-84-85	116	110
4.	Chad Nelson	94-95-96-97	112	103
5.	Anthony Watson	83-84-85-86	110	93
6.	•Marcelo Correa	97-98-99-00-01	112	91
7.	•Myron Epps	99-00-01-02	113	81
8.	•Marcus Slaughter	04-05-06	87	74
9.	•Deandre Moore	01-02-03	88	73
10.	•Tony Bland	02-03	63	62
10.	Joe McNaull	91-92-93	86	62
10.	Eddie Morris	80-81-82-83	105	62
13.	•Randy Holcomb	01-02	61	61
13.	Tony Gwynn	78-79-80-81	107	61
13.	Eddy Gordon	80-81-82-83	107	61
16.	•Aerick Sanders	01-02-03-04	109	60
17.	Rodney Hawkins	86-87-88	70	59
18.	•Mike Mackell	02-03	63	58
19.	Creon Dorsey	85-86	59	57
19.	Courtie Miller	90-91-92-93-94	101	57
19.	Chris Walters	93-94	57	57
19.	Tony Ross	87-88-89	85	57

Consecutive Games Started

since 1980-81 season				
Rk	Name	Years	GP	CGS
1.	Michael Cage	81-82-83-84	112	112
2.	Chad Nelson	94-95-96-97	112	103
3.	•Brandon Heath	04-05-06-07	119	79
4.	Leonard Allen	82-83-84-85	116	70
5.	•Randy Holcomb	01-02	61	61
6.	•Aerick Sanders	01-02-03-04	109	60
7.	•Myron Epps	99-00-01-02	113	58
8.	Chris Walters	1993-94	57	57
	Joe McNaull	91-92-93	86	57
10.	Kevin Betts	97-98	55	55
	Anthony Watson	83-84-85-86	110	55

Minutes Played

since 1978-79 season				
Rk	Name	Years	GP	Min.
1.	Michael Cage	81-82-83-84	112	4,262
2.	•Brandon Heath	04-05-06-07	119	4,052
3.	Chad Nelson	94-95-96-97	103	3,692
4.	Anthony Watson	83-84-85-86	110	3,330
5.	Leonard Allen	82-83-84-85	116	3,191
6.	•Myron Epps	99-00-01-02	113	2,971
7.	•Marcus Slaughter	04-05-06	87	2,659

8.	Eddie Morris	80-81-82-83	105	2,627
9.	•Marcelo Correa	97-98-99-00-01	112	2,594
10.	•Deandre Moore	01-02-03	88	2,462
11.	•Aerick Sanders	01-02-03-04	109	2,460
12.	Tony Gwynn	78-79-80-81	107	+2,422
13.	Tony Ross	87-88-89	85	2,402
14.	•John Sharper	03-04-05-06	119	2,381
15.	•Chris Walton	01-02-04-05	110	2,286
16.	Eddy Gordon	80-81-82-83	107	2,270
17.	•Tony Bland	02-03	63	2,182
18.	Joe McNaull	91-92-93	86	2,101
19.	Courtie Miller	90-91-92-93-94	101	2,005
20.	Berry Randle	93-94-95-96	113	1,944

Efficiency Points

since 1978-79 season				
Rk	Name	Years	GP	Eff. Pts.
1.	Michael Cage	81-82-83-84	112	2,534
2.	•Brandon Heath	04-05-06-07	118	1,540
3.	•Marcus Slaughter	04-05-06	87	1,495
4.	Steve Copp	73-74-75-76	93	1,450
5.	Joel Kramer	74-76-77-78	99	1,407
6.	Leonard Allen	82-83-84-85	116	1,395
7.	Chad Nelson	94-95-96-97	112	1,351
8.	Anthony Watson	83-84-85-86	110	1,337
9.	•Aerick Sanders	01-02-03-04	109	1,276
10.	Will Connelly	75-76-77	82	1,216
11.	Steve Malovic	78-79	55	1,137
12.	Tony Gwynn	78-79-80-81	107	1,114
13.	Joe McNaull	91-92-93	86	1,056
14.	Eddy Gordon	80-81-82-83	107	1,044
15.	•Marcelo Correa	97-98-99-00-01	112	1,026
16.	Mike Dodd	76-77-78-79	91	987
17.	•Myron Epps	99-00-01-02	113	938
18.	•Randy Holcomb	01-02	61	936
19.	Tony Ross	87-88-89	85	928
20.	Marty Dow	90-91	52	911

Efficiency Average

min. 50 games; since 1978-79 season				
Rk	Name	Years	GP	EPG
1.	Michael Cage	81-82-83-84	112	22.63
2.	Steve Malovic	78-79	55	20.67
3.	Marty Dow	90-91	52	17.52
4.	•Marcus Slaughter	04-05-06	87	17.18
5.	Kim Goetz	78-79	54	16.09
6.	Steve Copp	73-74-75-76	93	15.59
7.	•Randy Holcomb	01-02	61	15.34
8.	Will Connelly	75-76-77	82	14.83
9.	Jason Richey	97-98	52	14.40
10.	Joel Kramer	74-76-77-78	99	14.21
11.	Leon Carter	95-96	57	13.82
12.	Mitch McMullen	88-89	58	13.78
13.	•Tony Bland	02-03	63	13.27
14.	Kevin Betts	97-98	55	13.14
15.	•Brandon Heath	04-05-06-07	118	13.05
16.	John Anderson	73-74	52	12.62
17.	Rodney Hawkins	86-87-88	70	12.30
18.	Joe McNaull	91-92-93	86	12.28
19.	Arthur Massey	90-91	59	12.24
20.	Michael Best	89-90	56	12.19

Points-Rebounds-Assists

since 1972-73 season				
Rk	Name	Years	GP	PRA
1.	Michael Cage	81-82-83-84	112	3,261
2.	•Brandon Heath	04-05-06-07	119	2,835
3.	Anthony Watson	83-84-85-86	110	2,453
4.	Steve Copp	73-74-75-76	93	2,215
5.	•Marcus Slaughter	04-05-06	87	2,099
6.	Chad Nelson	94-95-96-97	112	2,007
7.	Will Connelly	75-76-77	82	1,901
8.	Joel Kramer	74-76-77-78	99	1,822

9.	Leonard Allen	82-83-84-85	116	1,765
10.	Tony Gwynn	78-79-80-81	107	1,730
11.	•Myron Epps	99-00-01-02	113	1,679
12.	•Randy Holcomb	01-02	61	1,580
13.	Tony Ross	87-88-89	85	1,578
14.	•Aerick Sanders	01-02-03-04	109	1,570
15.	Eddy Gordon	80-81-82-83	107	1,534
16.	Eddie Morris	80-81-82-83	105	1,523
17.	Joe McNaull	91-92-93	86	1,467
18.	•Tony Bland	02-03	63	1,460
19.	Steve Malovic	78-79	55	1,442
20.	Mike Dodd	76-77-78-79	91	1,418

Victories

since 1975-76				
Rk	Name	Years	GP	Wins
1.	Leonard Allen	82-83-84-85	116	76
2.	•Brandon Heath	04-05-06-07	119	68
2.	Michael Cage	81-82-83-84	112	68
4.	•John Sharper	03-04-05-06	119	63
5.	Anthony Watson	83-84-85-86	110	63
6.	•Aerick Sanders	01-02-03-04	109	61
7.	Eddie Morris	80-81-82-83	105	59
8.	Eddy Gordon	80-81-82-83	107	58
9.	•Chris Walton	01-02-04-05	110	54
9.	Tony Gwynn	78-79-80-81	107	54
9.	Mike Dodd	76-77-78-79	91	54
12.	Joel Kramer	74-76-77-78	99	53
13.	•Trimaime Davis	03-04-05-06	98	52
13.	Bobby Owens	83-84-85-86	94	52
15.	Deandre Moore	01-02-03	88	50
15.	Chad Nelson	94-95-96-97	112	50
15.	Mark Delsman	74-75-76-77	109	50
18.	Steve Copp	73-74-75-76	93	48
19.	•Marcus Slaughter	04-05-06	87	47
20.	•Tommy Johnson	02-03-04-05	98	46

Conference Victories

since 1975-76				
Rk	Name	Years	CGP	Wins
1.	Leonard Allen	82-83-84-85	64	36
2.	•Brandon Heath	04-05-06-07	57	30
3.	Michael Cage	81-82-83-84	64	33
4.	Anthony Watson	83-84-85-86	64	32
5.	Eddie Morris	80-81-82-83	58	29
6.	•John Sharper	03-04-05-06	57	27
6.	Eddy Gordon	80-81-82-83	57	27
6.	Joel Kramer	74-76-77-78	42	27
9.	Tony Gwynn	78-79-80-81	55	25
9.	Mike Dodd	76-77-78-79	38	25
11.	Mark Delsman	74-75-76-77	44	24
12.	Chad Nelson	94-95-96-97	70	23
12.	Bobby Owens	83-84-85-86	49	23
14.	•Marcus Slaughter	04-05-06	42	22
15.	Berry Randle	93-94-95-96	71	21
16.	•Trimaime Davis	03-04-05-06	51	20
16.	Dean Decker	77-78	26	20
18.	•Chris Walton	01-02-04-05	55	19
18.	John Garwood	81-82	32	19
20.	•Aerick Sanders	01-02-03-04	45	18
20.	Creon Dorsey	85-86	32	18
20.	Keith Smith	82-83	29	18

SDSU Season Records

Points

Rk	DI	Name	Pts.	Yr.
1.	1.	Michael Cage (Sr.)	686	84
2.	2.	Anthony Watson (Sr.)	630	86
3.	3.	•Brandon Heath (Jr.)	607	06
4.	-	Bob Brady (Jr.)	585	53
5.	4.	•Randy Holcomb (Sr.)	558	02
6.	5.	Michael Cage (Jr.)	547	83
7.	6.	Anthony Watson (Jr.)	544	85
8.	7.	•Brandon Heath (So.)	532	05
8.	7.	Kim Goetz (Sr.)	532	79
10.	-	Tony Pinkins (Sr.)	529	57
11.	-	Bernie Finlay (Sr.)	522	60
11.	-	Tony Pinkins (Jr.)	522	56
13.	9.	Shawn Jamison (Jr.)	520	90
13.	9.	Steve Copp (Sr.)	520	76
15.	11.	•Tony Bland (Jr.)	519	02
12.	•	Brandon Heath (Sr.)	515	07
13.	•	Marcus Slaughter (Jr.)	494	06
13.	•	Al Faux (Sr.)	494	02
13.		Marty Dow (Sr.)	494	91
16.		Tony Bland (Sr.)	493	03
17.	•	Aerick Sanders (Sr.)	482	04
18.		Will Connelly (Jr.)	481	76
19.	•	Marcus Slaughter (So.)	480	05
20.		Will Connelly (So.)	479	75
20.		Jason Richey (Jr.)	474	97
21.		Kim Goetz (Jr.)	473	78
22.		Steve Malovic (Sr.)	471	79
24.		Zach Jones (Jr.)	462	81
25.		Tony Ross (So.)	461	88

nr.	•	Mohamed Abukar (Sr.)	399	07

Scoring Average

Rk	DI	Name (Class)	PPG	Yr.
1.	1.	Michael Cage (Sr.)	24.5	84
2.	2.	Anthony Watson (Sr.)	22.5	86
3.	-	Bob Brady (Jr.)	20.9	53
4.	3.	Kim Goetz (Sr.)	20.5	79
5.	-	Bernie Finlay (Sr.)	20.1	60
6.	-	Tony Pinkins (Sr.)	19.6	57
7.	4.	Michael Cage (Jr.)	19.5	83
8.	5.	•Brandon Heath (Sr.)	19.1	07
8.	-	Bob Brady (Sr.)	18.7	54
10.	6.	•Brandon Heath (Jr.)	18.4	06
11.	-	Von Jacobsen (So.)	18.4	69
12.	7.	•Brandon Heath (So.)	18.34	05
13.	8.	Carlus Groves (Sr.)	18.27	94
14.	-	Tony Pinkins (Jr.)	18.0	56
9.		Steve Copp (Sr.)	17.9	76
10.	•	Marcus Slaughter (So.)	17.8	05
11.		Will Connelly (So.)	17.7	75
12.		Jason Richey (Jr.)	17.6	97
13.		Anthony Watson (Jr.)	17.5	85
14.		Steve Malovic (Sr.)	17.44	79
15.		Jason Richey (Sr.)	17.36	98
16.		Zach Jones (Jr.)	17.1	81
17.	•	Al Faux (Sr.)	17.0	02
18.		Marty Dow (Sr.)	17.0	91
19.	•	Randy Holcomb (Sr.)	16.91	02
19.		Kim Goetz (Jr.)	16.89	78
20.		Shawn Jamison (Jr.)	16.8	90
21.		Will Connelly (Jr.)	16.6	76
22.	•	Marcus Slaughter (Jr.)	16.5	06
23.	•	Tony Bland (Sr.)	16.4	03
24.		Tony Ross (Fr.)	16.3	87
25.		Chris McMurray (Jr.)	16.14	72

nr.	•	Mohamed Abukar	15.6	07

Rebounds

Rk	DI	Name (Class)	Rebs.	Yr.
1.	-	Al Skalecky (Jr.)	394	67

2.	-	Al Skalecky (So.)	356	66
3.	1.	Michael Cage (Fr.)	355	81
4.	2.	Michael Cage (Jr.)	354	83
5.	3.	Michael Cage (Sr.)	352	84
6.	4.	Chris McMurray (Jr.)	350	72
7.	-	Tony Pinkins (Jr.)	346	56
8.	-	Al Skalecky (Sr.)	340	68
9.	5.	•Marcus Slaughter (Jr.)	329	06
10.	6.	•Randy Holcomb (Sr.)	296	02
11.	7.	•Aerick Sanders (Sr.)	295	04
12.	-	Eric Martensen (Jr.)	278	69
13.	-	Larry Meek (Sr.)	277	63
8.		Marty Dow (Sr.)	274	91
9.		Steve Malovic (Sr.)	265	79
10.		Will Connelly (Jr.)	258	76
11.		Joel Kramer (Jr.)	257	77
12.		Michael Cage (So.)	256	82
13.		Joel Kramer (Sr.)	255	78
14.		Leonard Allen (Sr.)	252	85
15.		Steve Copp (Sr.)	248	76
15.		Will Connelly (So.)	248	75
17.		Steve Copp (Jr.)	247	75
18.	•	Marcus Slaughter (So.)	242	05
19.		Eddy Gordon (Fr.)	239	80
20.		Joe McNaull (Jr.)	238	93
20.		Gerald Murray (Jr.)	238	87
22.		Roy Kruiswyk (Sr.)	235	98
22.		Larry Jones (Jr.)	235	72
24.		Mitch McMullen (Sr.)	230	89
25.		Rodney Hawkins (Sr.)	229	88

Rebound Average

Rk	DI	Name (Class)	RPG	Yr.
1.	-	Al Skalecky (So.)	13.7	66
2.	-	Al Skalecky (Jr.)	13.6	67
3.	1.	Michael Cage (Fr.)	13.1	81
4.	2.	Michael Cage (Jr.)	12.64	83
5.	-	Al Skalecky (Sr.)	12.59	68
6.	3.	Michael Cage (Sr.)	12.57	84
7.	4.	Chris McMurray (Jr.)	12.50	72
8.	-	Tony Pinkins (Jr.)	11.9	56
9.	5.	•Marcus Slaughter (Jr.)	11.0	06
10.	-	Larry Meek (Sr.)	10.68	65
11.	-	Larry Meek (So.)	10.65	63
6.		Chris McMurray (Sr.)	10.1	73
7.	•	Aerick Sanders (Sr.)	9.83	04
8.		Steve Malovic (Sr.)	9.81	79
9.		Marty Dow (Sr.)	9.4	91
10.		Will Connelly (So.)	9.19	75
11.		Joel Kramer (Jr.)	9.18	77
12.		Steve Copp (Jr.)	9.15	75
13.		Joel Kramer (Sr.)	9.11	78
14.	•	Randy Holcomb (Sr.)	8.97	02
15.	•	Marcus Slaughter (So.)	8.96	05
16.		Will Connelly (Jr.)	8.90	76
17.		Eddy Gordon (Fr.)	8.85	80
18.		Michael Cage (So.)	8.83	82
19.		Gary Schneider (Sr.)	8.80	71
20.		Larry Jones (Jr.)	8.7	72
21.		Steve Copp (Sr.)	8.6	76
22.		Steffond Johnson (Sr.)	8.41	86
23.		Roy Kruiswyk (Sr.)	8.39	98
24.		Joe McNaull (Jr.)	8.2	93
25.		Leonard Allen (Sr.)	8.1	85

Assists

<i>in existence since 1972-73 season</i>				
Rk	DI	Name (Class)	Asts.	Yr.
1.		Tony Gwynn (Jr.)	221	80
2.		Keith Smith (Jr.)	212	82
3.		Dean Decker (Sr.)	176	78
4.	•	Wesley Stokes (Jr.)	175	04
5.		Creon Dorsey (Jr.)	171	85
6.		Tony Gwynn (Sr.)	164	81
7.		Ray Leary (Sr.)	163	76

8.		Tony Gwynn (So.)	153	79
9.		Raymond King (Fr.)	150	96
10.		Bryan Williams (Jr.)	148	88
11.		Arthur Massey (Sr.)	139	91
12.		Keith Smith (Sr.)	137	83
13.		Jeff Konek (Jr.)	132	84
14.		Dean Decker (Jr.)	131	77
15.	•	Richie Williams (Fr.)	127	06
16.		Michael Best (Sr.)	125	90
17.	•	Deandre Moore (So.)	124	03
18.	•	Richie Williams (So.)	122	07
18.	•	Deandre Moore (Sr.)	122	01
18.		Chad Nelson (Jr.)	122	96
21.		Mike Dodd (Sr.)	121	79
22.		Mike Delsman (Fr.)	120	74
23.		Mike Delsman (Sr.)	118	77
24.	•	Brandon Heath (Jr.)	114	06
25.		Virgil Smith (Jr.)	113	92
25.		Michael Best (Jr.)	113	89

Assist Average

<i>in existence since 1972-73 season</i>				
Rk	DI	Name (Class)	APG	Yr.
1.		Tony Gwynn (Jr.)	8.2	80
2.		Keith Smith (Jr.)	7.3	82
3.		Tony Gwynn (Sr.)	6.31	81
4.		Dean Decker (Sr.)	6.28	78
5.	•	Wesley Stokes (Jr.)	5.8	04
6.		Keith Smith (Sr.)	5.71	83
7.		Tony Gwynn (So.)	5.67	79
8.		Ray Leary (Sr.)	5.6	76
9.		Creon Dorsey (Jr.)	5.5	85
10.		Bryan Williams (Jr.)	5.8	88

Field Goals

Rk	DI	Name (Class)	FG	Yr.
1.	1.	Michael Cage (Sr.)	250	84
2.	2.	Anthony Watson (Sr.)	246	86
3.	3.	Kim Goetz (Sr.)	229	79
4.	4.	Anthony Watson (Jr.)	222	85
5.	5.	•Randy Holcomb (Sr.)	220	02
6.	6.	Marty Dow (Sr.)	207	91
6.	6.	Steve Copp (Sr.)	207	76
8.	8.	Kim Goetz (Jr.)	206	78
9.	9.	•Brandon Heath (Jr.)	204	06
10.	10.	Shawn Jamison (Jr.)	203	90
11.	11.	•Aerick Sanders (Sr.)	200	04
12.	12.	Will Connelly (So.)	196	75
13.	13.	Steve Malovic (Sr.)	192	79
14.		Michael Cage (Jr.)	191	83
15.		Will Connelly (Jr.)	187	76
16.	•	Tony Bland (Jr.)	185	02
17.		Zach Jones (Jr.)	183	81
18.	•	Tony Bland (Sr.)	180	03
19.		Jimmy Harris (Sr.)	179	72
20.	•	Brandon Heath (Sr.)	177	07
20.		Chris McMurray (Jr.)	177	72
22.	•	Brandon Heath (So.)	176	05
23.		Brian Frishman (Sr.)	173	77
24.	•	Al Faux (Sr.)	171	02
25.	•	Marcus Slaughter (So.)	165	05

Field Goal Attempts

DI	Name (Class)	FGA	Yr.
1.	Anthony Watson (Sr.)	520	86
2.	•Brandon Heath (Jr.)	481	06
3.	Anthony Watson (Jr.)	475	85
4.	Kim Goetz (Sr.)	451	79
5.	Michael Cage (Sr.)	445	84
6.	•Brandon Heath (So.)	432	05
7.	Chris McMurray (Jr.)	428	72
8.	•Randy Holcomb (Sr.)	426	02
9.	•Brandon Heath (Sr.)	423	07
10.	Steve Copp (Sr.)	417	76

11.	•	Tony Bland (Jr.)	416	02
12.		Jimmy Harris (Sr.)	413	72
13.		Will Connelly (So.)	410	75
14.		Kim Goetz (Jr.)	401	78
15.		Will Connelly (Jr.)	397	76
16.	•	Tony Bland (Sr.)	392	03
17.		Zach Jones (Jr.)	387	81
18.	•	Randy Holcomb (Jr.)	386	01
19.		Matt Watts (Jr.)	381	98
20.		Brian Fishman (Sr.)	379	77
21.	•	Brandon Heath (Fr.)	368	04
22.		Marc Carter (Sr.)	366	95
23.	•	Al Faux (Sr.)	364	02
24.		Jason Richey (Jr.)	364	97
24.		Tony Ross (Fr.)	364	87

Field Goal Percentage

<i>min. 5 FGA per game</i>				
Rk	DI	Name (Class)	Pct.	Yr.
1.	-	Danny Newport (Fr.)	79.9	54
2.	1.	Leon Carter (Sr.)	60.5	96
3.	2.	•Jerome Habel (Jr.)	60.3	07
3.	3.	Leonard Allen (Sr.)	60.1	85
5.	4.	Kevin Betts (Sr.)	59.8	98
6.	5.	Mitch McMullen (Sr.)	58.0	89
7.	6.	Joe McNaull (So.)	57.9	92
8.	7.	Von Jacobsen (Sr.)	57.3	71
9.	8.	Marty Dow (Sr.)	57.2	91
10.	9.	Michael Cage (Jr.)	57.0	83
11.	10.	Kevin Betts (Jr.)	56.9	97
12.	11.	Shawn Jamison (Jr.)	56.23	90
13.	12.	Leonard Allen (So.)	56.20	83
13.		Michael Cage (Sr.)	56.18	84
14.		Steve Malovic (Jr.)	56.0	78
15.		Michael Kennedy (Sr.)	55.93	85
16.		Leonard Allen (Jr.)	55.88	84
17.		Roy Kruiswyk (Sr.)	55.84	98
18.		Michael Cage (Fr.)	55.83	81
19.	•	Aerick Sanders (Sr.)	55.4	04
20.	•	Myron Epps (Jr.)	54.88	01
21.		Steve Malovic (Sr.)	54.86	79
22.		Rodney Hawkins (Sr.)	54.80	88
23.		Mike Dodd (Jr.)	54.76	78
24.	•	Mike Mackell (Sr.)	54.5	03
25.		Mitch McMullen (Jr.)	54.2	88

Three-Point Field Goals

<i>in existence since 1986-87 season</i>				
Rk	DI	Name (Class)	3FGs	Yr.
1.		Tony Ross (Fr.)	104	87
2.		Tony Ross (So.)	100	88
3.		•Brandon Heath (Jr.)	98	06
4.		•John Sharper (Sr.)	79	06
5.		Jason Richey (Sr.)	72	98
6.	•	Brandon Heath (Sr.)	69	07
7.	•	Al Faux (Sr.)	66	02
7.		Tony Ross (Jr.)		

SDSU Season Records, cont.

Three-Pt. Field Goal Atts.

in existence since 1986-87 season

Rk	Name (Class)	3FGA	Yr.
1.	•Brandon Heath (Jr.)	240	06
2.	Tony Ross (Fr.)	223	87
3.	Tony Ross (So.)	213	88
4.	Jason Richey (Sr.)	202	98
5.	•Brandon Heath (Sr.)	189	07
6.	•John Sharper (Sr.)	188	06
7.	Josko Visnjic (Jr.)	179	98
7.	Jason Richey (Jr.)	179	97
9.	Michael Best (Sr.)	173	90
10.	•Al Faux (Sr.)	161	02
11.	•Brandon Heath (Fr.)	160	04
12.	Tony Ross (Jr.)	153	89
13.	Derric Croft (Jr.)	152	94
14.	•Brandon Heath (So.)	151	05
15.	•Wesley Stokes (Jr.)	138	04
16.	Arthur Massey (Sr.)	135	91
17.	Matt Watts (Jr.)	134	98
18.	Josh Lowery (So.)	133	87
19.	Tony Clark (So.)	119	92
19.	Michael Best (Jr.)	119	89
21.	•John Sharper (Jr.)	117	05
22.	•David Abramowitz (So.)	115	00
22.	Darryl Gaines (So.)	115	87
24.	•Steve Sir (Fr.)	114	03
25.	Chad Nelson (Jr.)	112	96

Three-Point Field Goal Pct.

min 20 3FGs; in existence since 1986-87 season

Rk	Name (Class)	Pct.	Yr.
1.	•Richie Williams (So.)	50.8	07
2.	Jason Hamilton (Fr.)	50.0	93
3.	Tony Ross (So.)	46.9	88
4.	Chad Nelson (Fr.)	46.7	94
5.	Tony Ross (Fr.)	46.6	87
6.	Tony Ross (Jr.)	43.1	89
7.	Michael Best (Jr.)	42.9	89
8.	•Al Faux (Jr.)	42.1	01
9.	•John Sharper (Sr.)	42.0	06
10.	•Al Faux (Sr.)	41.0	02
11.	•Brandon Heath (Jr.)	40.8	06
11.	Brady Trenkle (So.)	40.8	97
13.	•Steve Sir (Fr.)	40.4	03
14.	•John Sharper (So.)	40.0	04
15.	•Deandre Moore (Jr.)	39.0	02
16.	•John Sharper (Jr.)	36.8	05
17.	Paul Jarrett (Sr.)	36.63	96
18.	•David Abramowitz (Jr.)	36.59	01
19.	•Brandon Heath (Sr.)	36.5	07
19.	•Karlo Kovacic (Jr.)	36.5	01
21.	Chris Walters (Sr.)	35.82	94
22.	•Tony Bland (Jr.)	35.80	02
23.	Jason Richey (Jr.)	35.75	97
24.	•Chris Manker (Jr.)	35.7	04
24.	Chad Nelson (Jr.)	35.7	96
26.	Jason Richey (Sr.)	35.6	98
27.	Tony Clark (So.)	35.3	92

Free Throws

Rk	DI	Name (Class)	FT	Yr.
1.	-	Bob Brady (Jr.)	213	53
2.	1.	•Marcus Slaughter (Jr.)	192	06
3.	2.	Michael Cage (Sr.)	186	84
3.	-	Bernie Finlay (Sr.)	186	60
5.	-	Tony Pinkins (So.)	170	55
6.	3.	Michael Cage (Jr.)	165	83
6.	-	Tony Pinkins (Sr.)	165	57
8.	-	Tony Pinkins (Jr.)	150	56
9.	-	Bob Brady (Sr.)	145	54
10.	4.	Chad Nelson (Sr.)	142	97

11.	5.	•Marcus Slaughter (So.)	141	05
12.	6.	Anthony Watson (Sr.)	138	86
7.	7.	Leonard Allen (Sr.)	137	85
8.	•Brandon Heath (So.)	132	05	
9.	John Martens (Sr.)	130	86	
10.	Jason Richey (Sr.)	122	97	
10.	Chad Nelson (So.)	122	95	
12.	•Tony Bland (Jr.)	120	02	
13.	Shawn Jamison (Jr.)	114	90	
14.	•Tony Bland (Sr.)	113	03	
15.	•Mike Mackell (Sr.)	108	03	
16.	Courtie Miller (Jr.)	107	93	
16.	Will Connelly (Jr.)	107	76	
18.	•Randy Holcomb (Sr.)	106	02	
18.	Steve Copp (Sr.)	106	76	
20.	•Myron Epps (So.)	104	00	
20.	Mitch McMullen (Sr.)	104	89	
22.	Mitch McMullen (Jr.)	103	88	
23.	Kevin Betts (Sr.)	102	98	
24.	•Brandon Heath (Jr.)	101	06	
24.	Jeff Pete (Jr.)	101	72	

Free Throw Attempts

DI	Name (Class)	FTA	Yr.
1.	•Marcus Slaughter (Jr.)	252	06
2.	Michael Cage (Sr.)	251	84
3.	Shawn Jamison (Jr.)	232	90
4.	Michael Cage (Jr.)	221	83
5.	Leonard Allen (Sr.)	204	85
6.	•Marcus Slaughter (So.)	202	05
7.	John Martens (Sr.)	183	86
8.	Anthony Watson (Sr.)	182	86
9.	Mitch McMullen (Jr.)	181	88
10.	Mitch McMullen (Sr.)	175	89
11.	•Myron Epps (So.)	172	00
12.	•Tony Bland (Sr.)	171	03
13.	•Tony Bland (Jr.)	169	04
14.	•Randy Holcomb (Sr.)	167	02
15.	Chad Nelson (Sr.)	166	97
16.	•Mike Mackell (Sr.)	164	03
17.	•Brandon Heath (So.)	161	05
18.	Steve Copp (Sr.)	160	76
19.	Jason Richey (Jr.)	159	97
19.	Will Connelly (So.)	159	75
21.	Chad Nelson (So.)	157	95
22.	Will Connelly (Jr.)	153	76
23.	Jeff Pete (Jr.)	149	72
24.	Keith Smith (Jr.)	148	82
25.	Myron Epps (So.)	147	99

Free Throw Percentage

min. 3 FTA per game

Rk	DI	Name (Class)	Pct.	Yr.
1.	1.	Kim Goetz (Sr.)	90.2	79
2.	2.	•Mohamed Abukar (Sr.)	85.7	07
2.	2.	Jason Richey (Sr.)	85.7	98
4.	4.	Chad Nelson (Sr.)	85.5	97
5.	5.	Gary Schneider (Sr.)	85.2	71
6.	•Brandon Heath (Jr.)	84.9	06	
7.	7.	Steve Malovic (Sr.)	83.7	79
8.	-	Mike Spilger (Sr.)	83.3	70
8.	-	Bob Brady (Sr.)	83.3	54
10.	-	Bernie Finlay (So.)	82.6	59
11.	8.	•Brandon Heath (So.)	82.0	05
12.	9.	Courtie Miller (Jr.)	81.7	93
13.	10.	Mark Delsman (Sr.)	81.3	77
11.	11.	Courtie Miller (Sr.)	81.1	94
12.	12.	Steve Malovic (Jr.)	81.1	78
13.	13.	Chad Nelson (Jr.)	79.8	96
14.	14.	Tony Gwynn (Jr.)	79.0	80
15.	15.	Jimmy Wilkins (Jr.)	78.5	71
16.	16.	Chris McMurray (Jr.)	78.4	72
17.	17.	Anthony Watson (Jr.)	78.1	85
17.	17.	Pete Geoff (Sr.)	78.1	73
19.	19.	Joel Kramer (Sr.)	77.9	78

20.	Leon Carter (Sr.)	77.8	96
21.	Chad Nelson (So.)	77.7	95
21.	Jeff Pete (So.)	77.7	71
23.	Arthur Massey (Sr.)	77.5	91
24.	•Brandon Heath (Sr.)	77.3	07
25.	Jimmy Harris (Sr.)	77.2	72
26.	Jason Richey (Jr.)	76.7	97

Blocks

in existence since 1978-79 season

Rk	Name (Class)	Blks.	Yr.
1.	Leonard Allen (Sr.)	82	85
2.	Michael Cage (Sr.)	47	84
3.	Marty Dow (Sr.)	46	91
3.	Leonard Allen (Jr.)	46	84
5.	Leonard Allen (Fr.)	45	82
6.	Eddy Gordon (Fr.)	43	80
7.	Joe McNaull (Jr.)	41	93
7.	Joe McNaull (So.)	41	92
7.	Leonard Allen (So.)	41	83
10.	•Aerick Sanders (Sr.)	36	04

nr.	•Jerome Habel (Jr.)	35	07
nr.	•Lorenzo Wade (So.)	34	07

Steals

in existence since 1978-79 season

Rk	Name (Class)	Stls.	Yr.
1.	Anthony Watson (Jr.)	74	85
2.	Matt Watts (Sr.)	65	99
2.	Michael Best (Sr.)	65	90
4.	•Brandon Heath (So.)	63	05
4.	Raymond King (Fr.)	63	96
4.	Creon Dorsey (Jr.)	63	85
7.	Matt Watts (Jr.)	61	98
7.	Michael Best (Jr.)	61	89
9.	Tony Gwynn (So.)	59	79
10.	•Richie Williams (Fr.)	58	06
10.	Chad Nelson (Sr.)	58	97

nr.	•Richie Williams (So.)	52	07
nr.	•Brandon Heath (Sr.)	50	07
nr.	•Lorenzo Wade (So.)	50	07

Minutes Played

since 1978-79 season

Rk	Name (Class)	Min.	Yr.
1.	•Brandon Heath (Jr.)	1,164	06
2.	•Tony Bland (Jr.)	1,140	02
3.	Michael Cage (Sr.)	1,085	84
4.	Shawn Jamison (Jr.)	1,082	90
5.	Michael Cage (So.)	1,076	82
6.	Michael Cage (Jr.)	1,070	83
7.	•Randy Holcomb (Sr.)	1,067	02
8.	Chad Nelson (So.)	1,044	95
9.	•Tony Bland (Sr.)	1,042	03
10.	Michael Cage (Fr.)	1,031	81
11.	Marty Dow (Sr.)	1,030	91
12.	•Aerick Sanders (Sr.)	1,025	04
13.	Chad Nelson (Jr.)	1,019	96
14.	Rodney Hawkins (Sr.)	1,017	88
15.	Raymond King (Fr.)	1,016	96
16.	•Wesley Stokes (Jr.)	1,014	04
17.	Bryan Williams (Jr.)	1,000	88
17.	Leonard Allen (Sr.)	1,000	85
19.	•Brandon Heath (So.)	997	05
19.	Matt Watts (Jr.)	997	98
21.	•Brandon Heath (Sr.)	994	07
22.	Roy Kruiswyk (Sr.)	993	98
23.	Tony Ross (So.)	987	88
24.	•Marcus Slaughter (Jr.)	982	06
25.	Arthur Massey (Sr.)	974	91

Efficiency Points

since 1978-79 season

Rk	Name (Class)	Pts.	Yr.
1.	Michael Cage (Sr.)	820	84
2.	Michael Cage (Jr.)	717	83
3.	•Marcus Slaughter (Jr.)	643	06
4.	•Aerick Sanders (Sr.)	634	04
5.	Steve Malovic (Sr.)	620	79
6.	Marty Dow (Sr.)	589	91
7.	•Randy Holcomb (Sr.)	584	02
7.	Leonard Allen (Sr.)	584	85
9.	Michael Cage (Fr.)	537	81
10.	Anthony Watson (Sr.)	527	86
11.	Leon Carter (Sr.)	504	96
12.	Rodney Hawkins (Sr.)	503	98
13.	•Marcus Slaughter (So.)	492	05
14.	Kim Goetz (Sr.)	474	79
15.	•Brandon Heath (Jr.)	468	06
16.	Anthony Watson (Jr.)	465	85
17.	Michael Cage (So.)	460	82
18.	Eddy Gordon (Fr.)	453	80
19.	Mitch McMullen (Sr.)	450	89
20.	Joe McNaull (So.)	446	92
21.	Paul Jarrett (Sr.)	444	96
22.	Shawn Jamison (Jr.)	441	90
23.	Arthur Massey (Sr.)	433	91
24.	•Tony Bland (Jr.)	432	02
25.	•Brandon Heath (So.)	417	05

Efficiency Average

since 1978-79 season

Rk	Name (Class)	EPG	Yr.
1.	Michael Cage (Sr.)	29.29	84
2.	Michael Cage (Jr.)	25.61	83
3.	Steve Malovic (Sr.)	22.96	79
4.	•Marcus Slaughter (Jr.)	21.43	06
5.	•Aerick Sanders (Sr.)	21.13	04
6.	Marty Dow (Sr.)	20.31	91
7.	Michael Cage (Fr.)	19.89	81
8.	Leonard Allen (Sr.)	18.84	85
9.	Anthony Watson (Sr.)	18.82	86
10.	Kim Goetz (Sr.)	18.23	79
11.	•Marcus Slaughter (So.)	18.22	05
12.	•Randy Holcomb (Sr.)	17.70	02
13.	Leon Carter (Sr.)	17.38	96
14.	Rodney Hawkins (Sr.)	17.34	88
15.	Eddy Gordon (Fr.)	16.78	80
16.	Joe McNaull (So.)	15.93	92
17.	Michael Cage (So.)	15.86	82
18.	Carlus Groves (Sr.)	15.68	94
19.	Mitch McMullen (Sr.)	15.52	89
20.	Arthur Massey (Sr.)	15.46	91
21.	Paul Jarrett (Sr.)	15.31	96
22.	Jason Richey (Jr.)	15.11	97
23.	•Brandon Heath (Sr.)	15.04	07
24.	•Mohamed Abukar (Sr.)	15.00	07
24.	Anthony Watson (Jr.)	15.00	85
25.	Chad Nelson (Sr.)	14.85	97
27.	Tony Gwynn (Jr.)	14.52	80

Pts.-Rebs.-Assists (PRA)

since 1972-73 season

Rk	Name (Class)	PRA	Yr.
1.	Michael Cage (Sr.)	1,050	84
2.	Michael Cage (Jr.)	932	83
3.	•Randy Holcomb (Sr.)	911	02
4.	•Marcus Slaughter (Jr.)	879	06
5.	Anthony Watson (Sr.)	868	86
6.	•Brandon Heath (Jr.)	832	06
6.	Steve Copp (Sr.)	832	76
7.	•Aerick Sanders (Sr.)	808	04
8.	Steve Malovic (Sr.)	793	79
9.	Marty Dow (Sr.)	786	91

SDSU Season Records, cont.

10.	Will Connelly (Jr.)	771	76
11.	♦Tony Bland (Jr.)	762	02
12.	Shawn Jamison (Jr.)	759	90
13.	♦Marcus Slaughter (So.)	757	05
14.	Anthony Watson (Jr.)	751	85
15.	Will Connelly (So.)	743	75
16.	♦Brandon Heath (So.)	740	05
17.	♦Brandon Heath (Sr.)	717	07
18.	Leonard Allen (Sr.)	713	85
19.	♦Tony Bland (Sr.)	698	03
20.	Kim Goetz (Sr.)	696	79
21.	Joel Kramer (Sr.)	691	78
22.	Jason Richey (Jr.)	688	97
23.	Steve Copp (Jr.)	678	75
24.	Arthur Massey (Sr.)	672	91
25.	♦Randy Holcomb (Jr.)	669	01

PRA Average

since 1972-73 season

Rk	Name (Class)	PRAPG	Yr.
1.	Michael Cage (Sr.)	37.50	84
2.	Michael Cage (Jr.)	33.29	83
3.	Anthony Watson (Sr.)	31.00	86
4.	Steve Malovic (Sr.)	29.37	79
5.	♦Marcus Slaughter (Jr.)	29.30	06
6.	Steve Copp (Sr.)	28.69	76
7.	Chris McMurray (Jr.)	28.64	72
8.	♦Marcus Slaughter (So.)	28.04	05
9.	♦Randy Holcomb (Sr.)	27.61	02
10.	Will Connelly (So.)	27.52	75
11.	Marty Dow (Sr.)	27.10	91
12.	♦Aerick Sanders (Sr.)	26.93	04
13.	Kim Goetz (Sr.)	26.77	79
14.	Will Connelly (Jr.)	26.59	76
15.	♦Brandon Heath (Sr.)	26.56	07
16.	Carlus Groves (Sr.)	25.95	94
17.	♦Brandon Heath (So.)	25.52	05
18.	Jason Richey (Jr.)	25.48	97
19.	♦Brandon Heath (Jr.)	25.21	06
20.	Steve Copp (Jr.)	25.11	75
21.	Steffond Johnson (Sr.)	24.76	86
22.	Joel Kramer (Sr.)	24.68	78
23.	Shawn Jamison (Jr.)	24.484	90
24.	Michael Cage (Fr.)	24.481	81
25.	Jason Richey (Sr.)	24.360	98
26.	Chris McMurray (Sr.)	24.357	73

Victories

DI	Name (Class)	Wins	Yr.
1.	♦Brandon Heath (Jr.)	24	06
	♦John Sharper (Sr.)	24	06
	♦Richie Williams (Fr.)	24	06
4.	♦Mohamed Camara (Sr.)	23	06
	Leonard Allen (Sr.)	23	85
	Creon Dorsey (Jr.)	23	85
	Andre Ross (Sr.)	23	85
	Anthony Watson (Jr.)	23	85
	Michael Kennedy (Sr.)	23	85
10.	♦Marcus Slaughter (Jr.)	22	06
	♦Trimaine Davis (Sr.)	22	06
12.	♦Tony Bland (Jr.)	21	02
	♦Randy Holcomb (Sr.)	21	02
	♦Mike Mackell (Jr.)	21	02
	♦Deandre Moore (Jr.)	21	02
	♦Aerick Sanders (So.)	21	02
	♦Chris Walton (So.)	21	02
	Jeff Konek (Sr.)	21	85
	Gerald Murray (So.)	21	85
	John Garwood (Sr.)	21	82
	Keith Smith (Jr.)	21	82

Cox Arena Records

Team Single-Game

Points

Most Points

- ▶ 119 vs. Campbell (119-82), Dec. 12, 2006
103 vs. Southern Cal College (103-49), Dec. 2, 1998
98 vs. UC San Diego (98-53), Nov. 27, 2001
94 vs. Fresno State (94-97), Jan. 31, 1998
93 vs. Fresno State (93-78), Dec. 8, 2001
91 vs. Wyoming (91-72), March 1, 2006
91 vs. UNLV (91-93, ot), Feb. 12, 2005
91 vs. Florida Atlantic (91-75), Dec. 28, 2002
Opp.: 105 by TCU (61-105), Jan. 17, 1998
NCAA: 90 by Alabama (90-85 Marquette), March 16, 2006

Most Points/Both Teams

- ▶ 201 vs. Campbell (119-82), Dec. 12, 2006
191 vs. Fresno State (94-97), Jan. 31, 1998
184 vs. UNLV (91-93, ot), Feb. 12, 2005
179 vs. Fresno State (84-95), Dec. 25, 1999
177 vs. Troy State (84-93), Nov. 30, 2003
173 vs. Washington (81-92), Dec. 27, 2003
173 vs. Wyoming (85-88), Jan. 21, 2002
NCAA: 175 by Alabama (90)/Marquette (85), March 16, 2006

Fewest Points Game

- ▶ 41 vs. Utah (41-61), Feb. 5, 2005
42 vs. Stanford (42-63), Dec. 16, 1997
43 vs. Air Force (43-57), Jan. 31, 2004
46 vs. Colorado State (46-74), Feb. 12, 2000
48 vs. Arizona (48-69), Dec. 9, 2006
49 vs. Washington State (49-60), Dec. 10, 2005
49 vs. Air Force (49-47), March 2, 2002
▶ Opp.: 41 by Air Force, Feb. 6, 2007 (62-41)
NCAA: 43 by Kent State (Cincinnati 66-43), March 17, 2001

Fewest Points/Both Teams

- ▶ 96 vs. Air Force (49-47), March 2, 2002
100 vs. Air Force (43-57), Jan. 31, 2004
102 vs. Utah (41-61), Feb. 5, 2005
103 vs. Air Force (62-41), Feb. 6, 2007
103 vs. UMBC (58-45), Dec. 20, 2005
103 vs. San Diego (52-51), Dec. 19, 1998
NCAA: 109 by Cincinnati (66)/Kent State (43), March 17, 2001

Fewest Points Allowed

- ▶ 41 vs. Air Force (62-41), Feb. 6, 2007
43 vs. Air Force (67-43), Jan. 20, 2001
44 vs. Long Beach State (74-44), Nov. 21, 2003
45 vs. UMBC (58-45), Dec. 20, 2005
45 vs. UC Riverside (79-45), Nov. 21, 2006
47 vs. Air Force (49-47), March 2, 2002
48 vs. UC San Diego (80-48), Nov. 18, 2000
48 vs. UC San Diego (84-48), Nov. 15, 2006
▶ Opp.: 41 by Utah (41-61), Feb. 5, 2005
NCAA: 43 by Cincinnati (66-43 Kent State), March 17, 2001

Most Points Allowed

- ▶ 105 vs. TCU (61-105), Jan. 17, 1998
97 vs. Fresno State (94-97), Jan. 31, 1998

- 95 vs. Fresno State (84-95), Feb. 25, 1999
93 vs. UNLV (91-93, ot), Feb. 12, 2005
89 vs. Arizona (81-89), Dec. 7, 2002
Opp.: 103 by So. Cal College (103-49), Jan. 17, 1998
NCAA: 90 by Marquette (Alabama 90-85), March 16, 2001

Largest Margin of Victory

- ▶ 54 vs. Southern Cal College (103-49), Dec. 2, 1998
45 vs. UC San Diego (98-53), Nov. 27, 2001
37 vs. Campbell (119-82), Dec. 12, 2006
36 vs. UC San Diego (84-48), Nov. 15, 2006
35 vs. UC San Diego (86-51), Nov. 27, 2004
Opp.: 44 by TCU (61-105), Jan. 17, 1998
NCAA: 34 by UCLA (78-44 Belmont), March 16, 2006

Largest Margin of Defeat

- ▶ 44 vs. TCU (61-105), Jan. 17, 1998
33 vs. Southern California (54-87), Dec. 20, 1999
28 vs. Colorado State (46-74), Feb. 12, 2000
26 vs. Utah (53-79), Jan. 16, 1999
25 vs. New Mexico (60-85), Feb. 8, 1999

Rebounding

Game

- 49 vs. Florida Atlantic, Nov. 30, 2000
47 vs. Pt. Loma Nazarene, Dec. 3, 2005
46 vs. UC San Diego, Dec. 6, 2003
46 vs. IPFW, Jan 2, 2002
45 vs. Cal State Fullerton, Dec. 21, 2004
45 vs. Cal Poly, Dec. 18, 2003
45 vs. Cal State Northridge, Dec 1, 2001
▶ Opp.: 50 by San Diego (52-55), Dec. 9, 2000
NCAA: 45 by UCLA (78-44 Belmont), March 16, 2006

Margin

- ▶ +21 (41-20) vs. Monmouth, Nov. 22, 2004
▶ +21 (46-25) vs. UC San Diego, Dec. 6, 2003
▶ +21 (45-24) vs. Cal State Northridge, Dec. 1, 2001
+20 (44-24) vs. Southern Cal College, Dec. 2, 1998
+18 (47-31) vs. Pt. Loma Nazarene, Dec. 3, 2005
▶ Opp.: +21 (22-43) by Hawai'i (78-72), Feb. 20, 1999
▶ NCAA: +21 (42-21) by Cincinnati (66-43 Kent State), March 17, 2001

Field Goal Shooting

Most Field Goals

- ▶ 48 vs. Campbell, Dec. 12, 2006
40 vs. UC San Diego, Nov. 27, 2001
38 vs. Southern Cal College, Dec. 2, 1998
37 vs. Cal Poly, Dec. 18, 2003
36 vs. Fresno State, Jan. 31, 1998
34 vs. South Dakota State, March 3, 2006
34 vs. New Mexico, Feb. 24, 2003
34 vs. Eastern Washington, Dec. 20, 2001
Opp.: 41 by TCU (61-105), Jan. 17, 1998
NCAA: 32 by Marquette (Alabama 90-85), March 16, 2006

Most Field Goals Attempted

- ▶ 83 vs. Wyoming, Jan. 21, 2002
75 vs. Cal Poly, Dec. 18, 2003
73 vs. Arizona, Dec. 7, 2002

- 70 vs. Norfolk State, Nov. 21, 2002
70 vs. Nevada, Nov. 14, 1998
Opp.: 75 by TCU (61-105), Jan. 17, 1998 and Campbell (119-82), Dec. 12, 2006
NCAA: 66 by Kent State (77-73 Indiana), March 15, 2001

Highest Field Goal Percentage

- ▶ 69.6 (48-of-69) vs. Campbell, Dec. 12, 2006
67.8 (40-of-59) vs. UC San Diego, Nov. 27, 2001
64.0 (32-of-50) vs. Oklahoma State, Dec. 30, 2000
62.3 (38-of-61) vs. Southern Cal College, Dec. 2, 1998
61.4 (27-of-44) vs. Air Force, Feb. 22, 2003
Opp.: 57.9 (20-of-38) by San Diego (51-52), Dec. 19, 1998
NCAA: 58.0 (29-of-50) by Illinois (Air Force 78-69), March 16, 2006

Free Throw Shooting

Most Free Throws Made

- ▶ 33 vs. UNLV, Feb. 12, 2005
▶ 33 vs. Cal State Northridge, Dec. 1, 2001
▶ 33 vs. Rice, Dec. 21, 1998
31 vs. Wyoming, March 1, 2006
31 vs. UNLV, Jan. 14, 2006
27 vs. IPFW, Jan. 2, 2002
Opp.: 26 by Brigham Young (69-80), Jan. 20, 2003
NCAA: 31 by Stanford (90-83 St. Joseph's), March 17, 2001

Most Free Throws Attempted

- ▶ 44 vs. Cal State Northridge, Dec. 1, 2001
40 vs. UNLV, Feb. 12, 2005
39 vs. Wyoming, March 1, 2006
39 vs. Florida Atlantic, Dec. 28, 2002
39 vs. IPFW, Jan. 2, 2002
39 vs. Rice, Feb. 21, 1998
Opp.: 34 by Brigham Young (69-80), Jan. 20, 2003
NCAA: 39 by Washington (67-64 Illinois), March 18, 2006

Highest Free Throw Percentage

- 93.8 (15-of-16) vs. Brigham Young, Feb. 12, 2001
92.9 (13-of-14) vs. Campbell, Dec. 12, 2006
92.3 (24-of-26), vs. Pt. Loma Nazarene, Dec. 3, 2005
90.0 (18-of-20) vs. Wyoming, Jan. 3, 2007
90.0 (9-of-10) vs. High Point, Jan. 2, 2000
▶ Opp.: 95.0 (19-of-20) by Brigham Young (66-69), Feb. 12, 2001
NCAA: 85.7 (12-of-14) by Illinois (78-69 Air Force), March 16, 2006

Three-Point Field Goals

Most Three-Point Field Goals

- 16 vs. UC San Diego, Dec. 2, 2002
14 vs. South Dakota State, March 3, 2006
13 vs. UNLV, Feb. 24, 2001
13 vs. Oklahoma State, Dec. 30, 2000
11 vs. Norfolk State, Nov. 21, 2001
11 vs. Southwest Texas, Nov. 26, 1997
▶ Opp.: 19 by Troy State (93-84), Nov. 30, 2003
NCAA: 13 by Air Force (78-69 Illinois), March 16, 2006

Cox Arena Records, cont.

Most Three-Point Field Goals Attempted

- 33 vs. UC San Diego, Dec. 2, 2002
- 28 vs. Long Beach State, Nov. 21, 2003
- 27 vs. South Dakota State, March 3, 2006
- 27 vs. Norfolk State, Nov. 21, 2001
- 27 vs. Fresno State, Jan. 31, 1998
- 27 vs. Brigham Young, Nov. 14, 1997
- ▶ Opp.: 40 by Troy State (93-84), Nov. 30, 2003
- NCAA: 27 by Washington (75-61 Utah State), March 16, 2006, and by Air Force (78-69 Illinois), March 16, 2006

Highest Three-Point FG Percentage

- ▶ 81.8 (9-of-11) vs. UC San Diego, Nov. 15, 2006
- 69.2 (9-of-13) vs. New Mexico, Jan. 25, 2006
- 61.9 (13-of-21) vs. Oklahoma State, Dec. 30, 2000
- 60.0 (3-of-5) vs. Air Force, Feb. 22, 2003
- 56.3 (9-of-16) vs. Southern Cal College, Dec. 2, 1998
- Opp.: 61.5 (8-of-13) by UNLV (64-79), Feb. 11, 2003
- NCAA: 57.9 (11-of-19) by Cincinnati (84-59 Brigham Young), March 15, 2001

Other Statistics

Most Assists

- ▶ 33 vs. Campbell, Dec. 12, 2006
- 26 vs. South Dakota State, March 3, 2006
- 26 vs. UC San Diego, Nov. 27, 2001
- Opp.: 24 by Washington, Dec. 27, 2003
- NCAA: 20 by UCLA (78-44 Belmont), March 16, 2006

Most Steals

- 16 vs. Southern Cal College, Dec. 2, 1998
- ▶ Opp.: 17 by Southern California, Dec. 20, 1999
- NCAA: 12 by Kent State (Cincinnati 66-43), March 17, 2001

Most Turnovers

- 28 vs. UNLV, Jan. 26, 2002
- ▶ Opp.: 29 by Hawai'i, Feb. 20, 1999
- NCAA: 22 by Utah State (Washington 75-61), March 16, 2006, and by UNCG (Stanford 89-60), March 15, 2001

Fewest Turnovers

- ▶ 7 vs. UNLV, (67-52), Feb. 13, 2007, vs. Colorado State (84-77), Jan. 24, 2005, vs. Brigham Young (65-61), Jan. 12, 2004, vs. Iowa State (86-76), Jan. 3, 2004, Brigham Young (77-73), Feb. 11, 2002
- Opp.: 9 - four times (last: Utah, Feb. 5, 2005)
- NCAA: 7 by Washington (Utah State 75-61), March 16, 2006

Most Blocked Shots

- ▶ 11 vs. Wyoming (85-88), Jan. 21, 2002
- ▶ Opp.: 11 by Colorado State, Feb. 1, 2003
- NCAA: 6 - two times

Individual Single-Game

Points

- 34, Aerick Sanders vs. Portland, Dec. 31, 2003
- 33, Tony Bland vs. Houston, Jan. 29, 2002
- 31, Evan Burns vs. New Mexico, Feb. 24, 2003
- 29, Brandon Heath vs. UNLV, Feb. 12, 2005
- 29, Brandon Heath vs. Wyoming, Jan. 22, 2005
- 29, Tony Bland vs. LMU, Jan. 3, 2003
- ▶ Opp.: 43, Ruben Douglas, New Mexico, Feb. 24,

2003

NCAA: 37, Marvin O'Connor, St. Joseph's vs. Stanford, March 17, 2001

Field Goals Made

- 13, Aerick Sanders vs. Portland, Dec. 31, 2003
- 12, Brandon Heath vs. Wyoming, Jan. 22, 2005
- 12, Evan Burns vs. New Mexico, Feb. 24, 2003
- 12, Tony Bland vs. Houston, Jan. 29, 2002
- 11, Aerick Sanders vs. E. Washington, Dec. 20, 2003
- 11, Tony Bland vs. Air Force, Feb. 22, 2003
- 11, Myron Epps vs. Air Force, Jan. 20, 2000
- 11, Matt Watts vs. Nevada, Nov. 14, 1998
- ▶ Opp.: 15, Courtney Alexander, Fresno State, Feb. 25, 1999
- ▶ NCAA: 15, Marvin O'Connor, St. Joseph's vs. Stanford, March 17, 2001

Field Goals Attempted

- 24, Randy Holcomb vs. Florida Atl., Nov. 30, 2000
- 23, Brandon Heath vs. Wyoming, Jan. 22, 2005
- 22, Brandon Heath vs. Wyoming, Jan. 3, 2007
- 22, Brandon Heath vs. UCSB, Nov. 19, 2004
- 22, Randy Holcomb vs. ASU, Dec. 16, 2000
- 22, Matt Watts vs. Southern California, Nov. 29, 1997
- ▶ Opp.: 26, Ruben Douglas, New Mexico, Feb. 24, 2003
- NCAA: 21, Kirk Haston, Indiana vs. Kent State, March 15, 2001

Field Goal Percentage (Min 6 FGM)

- ▶ 100.0 (11-11), Aerick Sanders vs. Eastern Washington, Dec. 20, 2003
- 100.0 (6-6), Mike Mackell vs. CSU, Jan. 19, 2002
- 90.9 (10-11), Jerome Habel vs. California, Nov. 18, 2006
- 90.9 (10-11), Chris Walton vs. CSU, Jan. 24, 2005
- 90.9 (10-11), Aerick Sanders vs. UNLV, Jan. 17, 2004
- 90.0 (9-10), Aerick Sanders vs. Cal Poly, Dec. 18, 2003
- 90.0 (9-10), Al Faux vs. Oklahoma State, Dec. 30, 2000
- NCAA: 88.9 (8-9), Jamaal Davis, Cincinnati vs. Kent State, March 17, 2001

Free Throws Made

- ▶ 17, Brandon Heath vs. UNLV, Feb. 12, 2005
- 12, Marcus Slaughter vs. UNLV, Jan. 14, 2006
- 12, Marcus Slaughter vs. Washington State, Dec. 10, 2005
- 12, Matt Thomas vs. Air Force, Feb. 28, 2005
- 12, Marcus Slaughter vs. UCSB, Nov. 19, 2004
- Opp.: 15, Ruben Douglas, New Mexico, Feb. 24, 2003
- NCAA: 11, Brandon Roy, Washington vs. Illinois, March 18, 2006

Free Throws Attempted

- ▶ 17, Brandon Heath vs. UNLV, Feb. 12, 2004
- 15, Marcus Slaughter vs. Washington State, Dec. 10, 2005
- 14, Marcus Slaughter vs. UNLV, Jan. 14, 2006
- 14, Marcus Slaughter vs. Saint Mary's, Dec. 14, 2004
- 14, Marcus Slaughter vs. Monmouth, Nov. 22, 2004
- 14, Marcus Slaughter vs. UCSB, Nov. 19, 2004
- 14, Tony Bland vs. San Diego, Jan. 8, 2003
- 14, Vincent Okotie vs. Long Beach St., Nov. 28, 1998
- Opp.: 16, Ruben Douglas, New Mexico, Feb. 24, 2003

NCAA: 14, Brandon Roy, Washington vs. Illinois, March 18, 2006

Free Throw Percentage (Min. 7 FTA)

- ▶ 100.0 (17-17), Brandon Heath vs. UNLV, Feb. 12, 2005
- 100.0 (9-9), Marcus Slaughter vs. PLNU, Dec. 3, 2005
- 100.0 (8-8), Mohamed Abukar vs. Wyoming, Jan. 2, 2007
- 100.0 (8-8), Kyle Spain vs. Wyoming, March 1, 2006
- 100.0 (8-8), Brandon Heath vs. PLNU, Dec. 3, 2005
- 100.0 (8-8), Brandon Heath vs. Monmouth, Nov. 22, 2004
- 100.0 (8-8), D. Abramowitz vs. CSU, Mar. 3, 2001
- 100.0 (8-8), Marcelo Correa vs. BYU, Feb. 12, 2001
- 100.0 (8-8), Josko Visnjic vs. USC, Nov. 29, 1997
- 100.0 (7-7), Richie Williams vs. Campbell, Dec. 12, 2006
- 100.0 (7-7), Brandon Heath vs. BYU, Jan. 21, 2006
- Opp.: 100.0 (8-8), Nick Valdez, Texas Tech, Jan. 6, 2003
- NCAA: 100.0 (7-7), Tony Akins, Georgia Tech vs. St. Joseph's, March 15, 2001

Three-Point Field Goals Made

- ▶ 8, John Sharper vs. South Dakota State, March 3, 2006
- 7, Al Faux vs. Oklahoma State, Dec. 30, 2000
- 6, Brandon Heath vs. TCU, Feb. 18, 2006
- 6, Steve Sir vs. UC San Diego, Dec. 2, 2002
- 6, Jason Richey vs. SMU, Jan. 15, 1998
- 6, Josko Visnjic vs. Southwest Texas, Nov. 26, 1997
- Opp.: 7, Jermaine Lewis, UNLV, Feb. 11, 2003 and Adam Spanich, USC, Nov. 29, 1997
- NCAA: 8, Jean Felix, Alabama vs. Marquette, March 16, 2006

Three-Point Field Goals Attempted

- 14, Jason Richey vs. BYU, Nov. 14, 1997
- 13, Josko Visnjic vs. Fresno State, Jan. 31, 1998
- 12, John Sharper vs. South Dakota St., March 3, 2006
- 12, Brandon Heath vs. TCU, Feb. 18, 2006
- 11, Al Faux vs. New Mexico, Feb. 28, 2002
- 11, Jason Richey vs. SMU, Jan. 15, 1998
- ▶ Opp.: 16, Damon Jackson, Fresno State, Dec. 8, 2001
- NCAA: 11, Jean Felix, Alabama vs. Marquette, March 16, 2006

Three-Point FG Pct. (Min. 4 3FGA)

- ▶ 100.0 (4-4), Deandre Moore vs. BYU, Feb. 11, 2002
- 87.5 (7-8), Al Faux vs. Oklahoma St, Dec. 30, 2000
- 83.3 (5-6), David Abramowitz vs. SCC, Dec. 2, 1998
- 75.0 (3-4), Lorenzo Wade vs. Campbell, Dec. 12, 2006
- 75.0 (3-4), Jon Pastorek vs. UC San Diego, Nov. 15, 2006
- 75.0 (3-4), John Sharper vs. LMU, Dec. 31, 2005
- 75.0 (3-4), Tyler Smith vs. BYU, Feb. 7, 2005
- 75.0 (3-4), John Sharper vs. UCSD, Nov. 27, 2004
- 75.0 (3-4), John Sharper vs. Cal Poly, Dec. 18, 2003
- 75.0 (3-4), Karlo Kovacic vs. UNLV, Feb. 24, 2001
- 75.0 (3-4), Deandre Moore vs. UNLV, Feb. 24, 2001
- 75.0 (3-4), Jim Roban vs. UNLV, Feb. 24, 2001
- 75.0 (3-4), D. Abramowitz vs. UNM, Feb. 5, 2000
- Opp.: 77.8 (7-9), Jermaine Lewis, UNLV, Feb. 11, 2003
- NCAA: 80.0 (4-5), Matt McCraw, Air Force vs. Illinois, March 16, 2006 and by Jay Joseph, UNCG vs. Stanford, March 15, 2001

Cox Arena Records, cont.

Rebounds

- 20, Marcus Slaughter vs. UNLV, Jan. 14, 2006
- 17, Marcus Slaughter vs. Washington State, Dec. 10, 2005
- 16, Aerick Sanders vs. Wyoming, Feb. 21, 2004
- 15, Marcus Slaughter vs. Air Force, Feb. 8, 2006
- 15, Marcus Slaughter vs. Albany, Nov. 26, 2005
- 15, Aerick Sanders vs. Troy State, Nov. 30, 2003
- 15, Roy Kruiswyk vs. Hawai'i, Jan. 10, 1997
- ▶ Opp.: 17, Uche Nsonwu-Amadi, Wyoming, Jan. 21, 2002
- NCAA: 14, Nate Harris, Utah State vs. Washington, March 16, 2006

Assists

- ▶ 11, Richie Williams vs. South Dakota State, March 3, 2006
- ▶ 11, Deandre Moore vs. Wyoming, March 1, 2001
- ▶ 11, Deandre Moore vs. Sacramento St., Dec. 2, 2000
- ▶ 11, Bradley Jackson vs. High Point, Jan. 2, 2000
- 9, Brandon Heath vs. UC San Diego, Nov. 27, 2005
- 9, Tony Bland vs. Norfolk State, Nov. 21, 2001
- 9, Deandre Moore vs. New Mexico State, Nov. 21, 2000
- ▶ Opp.: 11, Marmet Williams, San Jose State, Jan. 29, 1998
- NCAA: 10, Dee Brown, Illinois vs. Air Force, March 16, 2006

Steals

- ▶ 7, Deandre Moore vs. Colorado State, Feb. 1, 2003
- 6, Richie Williams, vs. Utah, Jan. 27, 2007
- 6, Matt Watts vs. Southern Cal College, Dec. 19, 1997
- 5, Lorenzo Wade, vs. UNLV, Feb. 13, 2007
- 5, Brandon Heath vs. UC Riverside, Nov. 21, 2006
- 5, Richie Williams vs. BYU, Jan. 21, 2006
- 5, Richie Williams vs. LMU, Dec. 31, 2005
- 5, Kyle Spain vs. UC Santa Barbara, Dec. 17, 2005
- 5, Brandon Heath vs. UC San Diego, Nov. 27, 2004
- 5, Donte Wilson vs. LMU, Dec. 30, 1999
- 5, Matt Watts vs. San Jose State, Feb. 27, 1999
- 5, Matt Watts vs. Long Beach State, Nov. 28, 1998
- 5, Matt Watts vs. Oregon, Dec. 2, 1997
- 5, Matt Watts vs. Southern California, Nov. 29, 1997
- Opp.: 6, Mike Housman, UMBC, Dec. 20, 2005
- NCAA: 5, Jamaal Williams, Washington vs. Utah State, March 16, 2006 and by Demetric Shaw, Kent State vs. Cincinnati, March 17, 2001

Blocked Shots

- ▶ 5, Marcus Slaughter vs. UNLV, Jan. 14, 2006
- ▶ 5, Marcelo Correa vs. Sacramento St., Dec. 2, 2000
- 4, Lorenzo Wade vs. Lafayette, Dec. 30, 2006
- 4, Aerick Sanders vs. UC San Diego, Dec. 2, 2002
- 4, Chris Walton vs. New Mexico, Feb. 28, 2002
- 4, Aerick Sanders vs. UNLV, Jan. 26, 2002
- 4, Randy Holcomb vs. Wyoming, Jan. 21, 2001
- ▶ Opp.: 5 - seven times, most recent: Joseph Taylor, Wyoming, Jan. 3, 2007
- NCAA: 3 - five times

- ▶ - Indicates Cox Arena record.

NCAA refers to the 2001 & 2006 NCAA First and Second Rounds which were hosted by SDSU and played in Cox Arena

Mountain West Records

Team Single-Game

Points

Most Points

- 91 vs. Wyoming (91-72), March 1, 2006
- 91 vs. UNLV (91-93), Feb. 12, 2005
- 90 at Brigham Young (90-100), Feb. 22, 2006
- 89 at Colorado State (89-102), March 3, 2003
- 89 vs. New Mexico (89-73), Feb. 24, 2003

Most Points/Both Teams

- 191 at Colorado State (89-102), March 3, 2003
- 190 at Brigham Young (90-100), Feb. 22, 2006
- 184 vs. UNLV (91-93), Feb. 12, 2005
- 181 at Colorado State (88-93), Feb. 19, 2005
- 180 at Wyoming (87-93), Jan. 29, 2000

Fewest Points Game

- 38 at Utah (38-86), Feb. 11, 1999
- 39 at Utah (39-58), Jan. 15, 2001
- 41 vs. Utah (41-61), Feb. 5, 2005
- 43 vs. Air Force (43-57), Jan. 31, 2004
- 46 vs. Colorado State (46-74), Feb. 12, 2000

Fewest Points/Both Teams

- 96 vs. Air Force (49-47), March 2, 2002
- 97 at Utah (39-58), Jan. 15, 2001
- 100 vs. Air Force (43-57), Jan. 31, 2004
- 102 vs. Utah (41-61), Feb. 5, 2005
- 103 vs. Air Force (62-41), Feb. 6, 2007
- 107 at Air Force (51-56), Jan. 20, 2007

Fewest Points Allowed

- 41 vs. Air Force (62-41), Feb. 6, 2007
- 43 vs. Air Force (67-43), Jan. 20, 2001
- 47 vs. Air Force (49-47), March 2, 2002
- 48 at Air Force (63-48), Jan. 11, 2003
- 48 at Air Force (62-48), Feb. 19, 2001

Most Points Allowed

- 102 at Colorado State (89-102), March 3, 2003
- 101 at Wyoming (66-101), Feb. 3, 2001
- 100 at Brigham Young (90-100), Feb. 22, 2006
- 93 at Colorado State (88-93, ot), Feb. 19, 2005
- 93 vs. UNLV (91-93, ot), Feb. 12, 2005

Largest Margin of Victory

- 27 vs. Brigham Young (88-61), Jan. 21, 2006
- 24 vs. Air Force (67-43), Jan. 20, 2001
- 21 vs. Air Force (62-41), Feb. 13, 2007
- 19 vs. Wyoming (91-72), March 1, 2006
- 19 at TCU (76-57), Jan. 18, 2006

Largest Margin of Defeat

- 35 at Wyoming (66-101), Feb. 3, 2001
- 29 at Brigham Young (50-79), Jan. 13, 2001
- 29 at New Mexico (49-78), Feb. 26, 2000
- 28 vs. Colorado State (46-74), Feb. 12, 2000
- 28 at UNLV (55-83), Jan. 22, 2000

Rebounding

Game

- 50 at New Mexico (81-74, ot), Feb. 20, 2007
- 46 at Colorado State (82-92, 2ot), Jan. 24, 2004
- 44 at TCU (76-57), Jan. 18, 2006
- 44 vs. Wyoming (85-88), Jan. 21, 2002
- 44 at Brigham Young (64-75), Jan. 12, 2002
- 43 vs. UNLV (91-93, ot), Feb. 12, 2005
- 43 vs. New Mexico (72-68), Feb. 2, 2004
- 43 at UNLV (76-83), Feb. 23, 2002

43 vs. UNLV (83-66), Feb. 24, 2001

Margin

- +21 (44-23) at TCU, Jan. 18, 2006
- +16 (36-20) at Air Force, Jan. 29, 2005
- +16 (43-27) vs. New Mexico, Feb. 2, 2004
- +16 (39-23) vs. Wyoming, Feb. 3, 2003
- +16 (29-13) at Air Force, Jan. 11, 2003
- +16 (44-28) at Brigham Young, Feb. 12, 2002

Field Goal Shooting

Most Field Goals

- 34 vs. New Mexico (89-73), Feb. 24, 2003
- 33 vs. Wyoming (85-88), Jan. 21, 2002
- 33 at Wyoming (87-93), Jan. 29, 2000
- 32 at Brigham Young (90-100), Feb. 22, 2006
- 31 vs. Brigham Young (88-61), Jan. 21, 2006
- 31 at Colorado State (88-93, ot), Feb. 19, 2005
- 31 vs. UNLV (83-78), Jan. 17, 2004
- 31 at Colorado State (89-102), March 3, 2003
- 31 vs. Wyoming (80-70), Feb. 3, 2003
- 31 at UNLV (76-83), Feb. 23, 2002

Most Field Goals Attempted

- 90 at Colorado State (82-92, 2ot), Jan. 24, 2004
- 83 vs. Wyoming (85-88), Jan. 21, 2002
- 72 at Brigham Young (90-100), Feb. 22, 2006
- 70 at Wyoming (78-77, ot), Jan. 28, 2006
- 69 vs. Wyoming (81-88, ot), Jan. 22, 2005
- 69 vs. Colorado State (89-102), March 3, 2003

Highest Field Goal Percentage

- 63.8 (30-of-47) at Colorado State (85-81), Feb. 4, 2006
- 61.4 (27-of-44) vs. Air Force (67-53), Feb. 22, 2003
- 61.0 (25-of-41) vs. Colorado State (78-73), March 3, 2001
- 60.5 (23-of-38) vs. New Mexico (75-69), Jan. 25, 2006
- 60.5 (23-of-38) vs. Air Force (67-43), Jan. 20, 2001

Free Throw Shooting

Most Free Throws Made

- 33 vs. UNLV (91-93, ot), Feb. 12, 2005
- 31 vs. Wyoming (91-72), March 1, 2006
- 31 vs. UNLV (83-67), Jan. 14, 2006
- 26 at Wyoming (86-73), March 1, 2003
- 25 at Wyoming (78-77), Jan. 28, 2006

Most Free Throws Attempted

- 42 at Wyoming (86-73), March 1, 2003
- 40 vs. UNLV (91-93, ot), Feb. 12, 2005
- 39 vs. Wyoming (91-72), March 1, 2006
- 37 vs. UNLV (83-67), Jan. 14, 2006
- 34 at New Mexico (78-65), Feb. 2, 2002
- 34 vs. UNLV (79-80), Jan. 26, 2002

Highest Free Throw Percentage (min. 12 FTA)

- 100.0 (12-of-12) at Air Force (63-48), Jan. 11, 2003
- 93.8 (15-of-16) vs. Brigham Young (66-69), Feb. 12, 2001
- 90.0 (18-of-20) vs. Wyoming (65-66), Jan. 3, 2007
- 89.5 (17-of-19) vs. Colorado State (83-75), Jan. 4, 2006
- 88.2 (15-of-17) at Colorado State (81-66), Feb. 10, 2007
- 85.7 (12-of-14) vs. New Mexico (89-73), Feb. 24, 2003

Three-Point Field Goals

Most Three-Point Field Goals

- 13 vs. UNLV (83-66), Feb. 24, 2001
- 11 at New Mexico (73-66), Feb. 25, 2006
- 11 at Colorado State (88-93, ot), Feb. 19, 2005
- 10 vs. TCU (83-71), Feb. 18, 2006
- 10 at UNLV (81-70), Feb. 16, 2006

Most Three-Point Field Goals Attempted

- 25 at New Mexico (81-74, ot), Feb. 20, 2007
- 25 vs. UNLV (83-66), Feb. 24, 2001
- 24 at Colorado State (89-102), March 3, 2003
- 23 at UNLV (65-68), Feb. 17, 2004
- 22 - eight times

Highest Three-Point FG Percentage

- 69.2 (9-of-13) vs. New Mexico (75-69), Jan. 25, 2006
- 60.0 (9-of-15) at Colorado State (85-81), Feb. 4, 2006
- 60.0 (3-of-5) vs. Air Force (67-53), Feb. 22, 2003
- 54.5 (6-of-11) at Colorado State (67-75), Jan. 27, 2000
- 53.3 (8-of-15) at Wyoming (86-73), March 1, 2003

Other Statistics

Most Assists/Mountain West Game

- 21 at New Mexico 81-74, ot), Feb. 20, 2007
- 21 vs. Air Force (67-43), Jan. 20, 2001

Most Turnovers/Mountain West Game

- 28 vs. UNLV (79-80), Jan. 26, 2002

Fewest Turnovers/Mountain West Game

- 7 vs. UNLV (67-52), Feb. 13, 2007 at Wyoming (65-69), Feb. 21, 2005, vs. Colorado State (84-77), Jan. 24, 2005, at Colorado State (82-92, 2ot), Jan. 24, 2004, vs. Brigham Young (65-61), Jan. 12, 2004, vs. Brigham Young (77-73), Feb. 11, 2002 and at New Mexico (78-65), Feb. 2, 2002

Most Blocked Shots/Mountain West Game

- 11 vs. Wyoming (85-88), Jan. 21, 2002

Most Steals/Mountain West Game

- 15 vs. Wyoming (81-88, ot), Jan. 22, 2005

Individual Single-Game

Points

- 37, Brandon Heath at UNLV, Jan. 15, 2005
- 32, Brandon Heath at New Mexico, Feb. 25, 2006
- 32, Myron Epps at Wyoming, Jan. 29, 2000
- 31, Evan Burns vs. New Mexico, Feb. 24, 2003
- 30, Brandon Heath at New Mexico, Feb. 20, 2007
- 29, Brandon Heath vs. UNLV, Feb. 12, 2005
- 29, Brandon Heath vs. Wyoming, Jan. 22, 2005
- 28, Brandon Heath at Colorado State, Feb. 4, 2006
- 28, Brandon Heath at Colorado State, Feb. 19, 2005
- 28, Tony Bland vs. Air Force, Feb. 22, 2003
- 27, Aerick Sanders vs. New Mexico, Feb. 2, 2004
- 27, Myron Epps vs. Air Force, Jan. 20, 2000
- 26, Brandon Heath vs. Wyoming, Jan. 3, 2007
- 26, Mohamed Abukar vs. Wyoming, March 1, 2006
- 26, Brandon Heath vs. Brigham Young, Jan. 21, 2006
- 26, Brandon Heath at Colorado State, Jan. 24, 2004
- 26, Al Faux vs. New Mexico, Feb. 28, 2002
- 26, Al Faux vs. Wyoming, Jan. 21, 2002

Mountain West Records, cont.

Field Goals Made

14, Myron Epps at Wyoming, Jan. 29, 2000
 12, Brandon Heath vs. Wyoming, Jan. 22, 2005
 12, Brandon Heath at UNLV, Jan. 15, 2005
 12, Evan Burns vs. New Mexico, Feb. 24, 2003
 11, Tony Bland vs. Air Force, Feb. 22, 2003
 11, Randy Holcomb at New Mexico, Feb. 2, 2002
 11, Myron Epps vs. Air Force, Jan. 20, 2000

Field Goals Attempted

24, Brandon Heath at New Mexico, Feb. 20, 2007
 24, Brandon Heath at Colorado State, Feb. 19, 2005
 23, Brandon Heath vs. Wyoming, Jan. 22, 2005
 23, Myron Epps at Wyoming, Jan. 29, 2000
22, Brandon Heath at Wyoming, Feb. 17, 2007
22, Brandon Heath vs. Wyoming, Jan. 3, 2007
 21, Brandon Heath at Colorado State, Jan. 24, 2004
 21, Wesley Stokes at Colorado State, Jan. 24, 2004

Field Goal Percentage (Min. 6 FGA)

100.0 (6-6), Mike Mackell vs. Colorado State, Jan. 19, 2002
 90.9 (10-11), Chris Walton vs. Colorado State, Jan. 24, 2005
 87.5 (7-8), Al Faux at Colorado State, Feb. 16, 2002
 85.7 (6-7), Evan Burns at Air Force, Jan. 11, 2003
 85.7 (6-7), Al Faux vs. Colorado State, March 3, 2001

Free Throws Made

17, Brandon Heath vs. UNLV, Feb. 12, 2005
 12, Marcus Slaughter at Wyoming, Jan. 28, 2006
 12, Marcus Slaughter vs. UNLV, Jan. 14, 2006
 12, Matt Thomas vs. Air Force, Feb. 28, 2005
 12, Brandon Heath at UNLV, Jan. 15, 2005

Free Throws Attempted

17, Brandon Heath vs. UNLV, Feb. 12, 2005
 16, Marcus Slaughter at Wyoming, Jan. 28, 2006
 15, Tony Bland at Colorado State, March 3, 2003
 14, Marcus Slaughter vs. UNLV, Jan. 14, 2006
 14, Brandon Heath at Colorado State, Feb. 19, 2005
 14, Tony Bland at Wyoming, March 1, 2003

Free Throw Percentage (Min. 6 FTM)

100.0 (17-17), Brandon Heath vs. UNLV, Feb. 12, 2005
 100.0 (12-12), Brandon Heath at UNLV, Jan. 15, 2005
100.0 (8-8), Mohamed Abukar vs. Wyoming, Jan. 3, 2007
 100.0 (8-8), Kyle Spain vs. Wyoming, March 1, 2006
 100.0 (8-8), David Abramowitz vs. Colorado State, March 3, 2001
 100.0 (8-8), Marcelo Correa vs. Brigham Young, Feb. 12, 2001
 100.0 (7-7), Brandon Heath vs. Brigham Young, Jan. 21, 2006
100.0 (6-6), Richie Williams at Colorado State, Feb. 10, 2007
 100.0 (7-7), Al Faux at Air Force, Feb. 4, 2002
 100.0 (6-6), Brandon Heath vs. Air Force, Feb. 8, 2006
 100.0 (6-6), Marcus Slaughter vs. Air Force, Feb. 8, 2006
 100.00 (6-6), Richie Williams vs. Colorado State, Jan. 4, 2006

100.0 (6-6), Michael Marion vs. Air Force, Jan. 20, 2000

Three-Point Field Goals Made

8, Brandon Heath at New Mexico, Feb. 25, 2006
 7, David Abramowitz at Utah, Feb. 10, 2000
 6, Brandon Heath vs. TCU, Feb. 18, 2006
 5, Brandon Heath at UNLV, Feb. 16, 2006
 5, John Sharper at UNLV, Feb. 16, 2006
 5, Brandon Heath at Colorado State, Feb. 4, 2006
 5, Brandon Heath at Air Force, Jan. 7, 2006
 5, Brandon Heath at Utah, March 5, 2005
 5, Al Faux vs. New Mexico, Feb. 28, 2002
 5, Al Faux vs. Wyoming, Jan. 21, 2002
 5, Al Faux vs. Colorado State, Jan. 19, 2002

Three-Point Field Goals Attempted

14, Brandon Heath at New Mexico, Feb. 20, 2007
 13, Brandon Heath at New Mexico, Feb. 25, 2006
 12, Brandon Heath vs. TCU, Feb. 18, 2006
11, Brandon Heath at Air Force, Jan. 20, 2007
 11, Al Faux vs. New Mexico, Feb. 28, 2002
10, Brandon Heath at Wyoming, Feb. 17, 2007
 10, Brandon Heath at UNLV, Feb. 17, 2004
 10, Brandon Heath vs. Brigham Young, Jan. 12, 2004
 10, Karlo Kovacic at Wyoming, Feb. 3, 2001

Three-Point FG Pct. (Min. 4 3FGA)

100.0 (4-4), Deandre Moore vs. BYU, Feb. 11, 2002
 83.3 (5-6), Brandon Heath at Utah, March 5, 2005
 80.0 (4-5), Chris Manker at Colorado State, Feb. 19, 2005
 77.8 (7-9), David Abramowitz at Utah, Feb. 10, 2000
 75.0 (3-4) - 10 times

Rebounds

20, Marcus Slaughter vs. UNLV, Jan. 14, 2006
 18, Marcus Slaughter at TCU, Jan. 18, 2006
 16, Aerick Sanders vs. Wyoming, Feb. 21, 2004
 16, Aerick Sanders at Colorado State, Jan. 24, 2004
 15, Marcus Slaughter vs. Air Force, Feb. 8, 2006
 15, Marcus Slaughter at Air Force, Jan. 29, 2005
 15, Marcus Slaughter at UNLV, Feb. 17, 2004

Assists

11, Deandre Moore vs. Wyoming, March 1, 2001
8, Lorenzo Wade at New Mexico, Feb. 20, 2007
 8, Brandon Heath at Utah, Jan. 11, 2006
 8, Deandre Moore vs. Air Force, Jan. 20, 2001
7, Richie Williams at New Mexico, Feb. 20, 2007
7, Richie Williams vs. New Mexico, Jan. 17, 2007
 7, Brandon Heath at UNLV, Feb. 16, 2006
 7, Brandon Heath vs. Colorado State, Jan. 24, 2005
 7, Wesley Stokes at New Mexico, Feb. 28, 2004
 7, Wesley Stokes at UNLV, Feb. 17, 2004
 7, Wesley Stokes at Colorado State, Jan. 24, 2004
 7, Wesley Stokes vs. UNLV, Jan. 17, 2004
 7, Wesley Stokes vs. Brigham Young, Jan. 12, 2004
 7, Deandre Moore vs. New Mexico, Feb. 24, 2003
 7, Deandre Moore vs. Colorado State, Feb. 5, 2001

Steals

7, Deandre Moore vs. Colorado State, Feb. 1, 2003

6, Richie Williams vs. Utah, Jan. 27, 2007

5, Lorenzo Wade vs. UNLV, Feb. 13, 2007

5, Richie Williams vs. Brigham Young, Jan. 21, 2006

5, Marcus Slaughter at New Mexico, Feb. 28, 2004
 4, 15 other times

Blocked Shots

5, Marcus Slaughter vs. UNLV, Jan. 14, 2006
4, Jerome Habel at New Mexico, Feb. 20, 2007
 4, Marcus Slaughter vs. Utah, Feb. 11, 2006
 4, Chris Walton vs. New Mexico, Feb. 28, 2002
 4, Aerick Sanders vs. UNLV, Jan. 26, 2002
 4, Randy Holcomb vs. Wyoming, Jan. 21, 2001
 3, 15 times

2006-07 San Diego State Schedule/Results

Record: 19-8 (Home: 12-2, Away: 5-6, Neutral: 2-0)
Mountain West Conference: 8-5 (Home: 5-1, Away: 3-4)

SDSU		San Diego State High								
Date	NR	Opponent	SDSU Result	W-L	Record	MWC	Scorer	Rebounder	Assists	Attendance
Nov. 10	rv/rv	~vs. Murray State (:00.0)	W 87-84	W1	1-0		Heath-27	Heath-5	Williams-8	2,100
Nov. 11	rv/rv	~at Saint Mary's	W 74-73	W2	2-0		Abukar-21	Abukar-7	Heath-6	2,056
Nov. 12	rv/rv	~vs. Seattle Pacific	W 76-73	W3	3-0		Abukar-22	Spain-11	Abukar-4	1,627
Nov. 15	rv/rv	UC SAN DIEGO	W 84-48	W4	4-0		Heath-18	Wade-7	Wade-5	6,017
Nov. 18	rv/rv	CALIFORNIA	W 86-79	W5	5-0		Habel-23	Abukar/Habel-7	Heath-7	8,028
Nov. 21	rv/rv	UC RIVERSIDE	W 79-45	W6	6-0		Spain-18	Habel-10	Williams-8	5,988
Nov. 25	rv/rv	at UC Santa Barbara	W 76-72	W7	7-0		Heath-29	Abukar-9	Williams-5	1,267
Nov. 29	rv/rv	SAN DIEGO	W 79-76	W8	8-0		Abukar-22	Abukar-7	Heath-4	9,075
Dec. 2	rv/rv	at Western Michigan	L 73-84	L1	8-1		Abukar-17	Wade-8	Williams-4	3,218
Dec. 9	rv/rv	#ARIZONA (14/15)	L 48-69	L2	8-2		Heath-14	Habel/Williams-7	Williams-4	(c) 12,414
Dec. 12		CAMPBELL	W 119-82	W1	9-2		Wade-21	Abukar-7	Heath-7	4,779
Dec. 16		LOYOLA MARYMOUNT	W 74-63	W2	10-2		Heath-25	Habel-9	Williams-6	6,033
Dec. 21		^at Washington State (rv/rv)	L 54-64	L1	10-3		Heath-20	Habel-6	Heath/Spain-2	5,872
Dec. 30		LAFAYETTE	W 78-68	W1	11-3		Abukar-26	Habel-10	Williams-8	5,881
Jan. 3		*WYOMING (:04.9)	L 65-66	L1	11-4	0-1	Heath-26	four with-6	Williams-6	6,874
Jan. 6		*at Brigham Young	L 58-80	L2	11-5	0-2	Heath-13	Abukar-7	Thomas-4	9,290
Jan. 13		*COLORADO STATE	W 81-76	W1	12-5	1-2	Spain-22	Wade-9	Heath/Williams-6	6,344
Jan. 17		*NEW MEXICO	W 73-68	W2	13-5	2-2	Heath-16	Wade-12	Williams-7	6,761
Jan. 20		*at Air Force (13/11)	L 51-56	L1	13-6	2-3	Habel/Heath-15	Heath/Wade-7	Heath/Wms.-3	(c) 6,223
Jan. 23		*at UNLV (rv/rv)	L 61-68	L2	13-7	2-4	Heath-20	Wade-11	Heath/Williams-2	10,881
Jan. 27		*UTAH	W 63-53	W1	14-7	3-4	Habel-17	Wade-7	Wade/Williams-5	7,598
Jan. 31		*at TCU	W 76-71	W2	15-7	4-4	Heath-22	Heath-10	Heath-6	3,339
Feb. 6		*AIR FORCE (15/13)	W 62-41	W3	16-7	5-4	Abukar-16	Abukar/Habel-8	Heath-6	9,231
Feb. 10		*at Colorado State	W 81-66	W4	17-7	6-4	Abukar-19	Abukar-10	Williams-6	4,757
Feb. 13	--/rv	*UNLV (rv/rv)	W 67-52	W5	18-7	7-4	Heath-16	Spain-8	Williams-5	9,006
Feb. 17	--/rv	*at Wyoming	L 71-80	L1	18-8	7-5	Heath-22	Habel-9	Heath-4	6,882
Feb. 20		*at New Mexico	W-ot 81-74	W1	19-8	8-5	Heath-30	Habel-12	Wade-8	11,843
Feb. 24		*BRIGHAM YOUNG (21/22)								
Feb. 27		*at Utah								
Mar. 3		*TCU								
Mar. 6-10		MWC Tournament								

Caps denotes home game. ~ - Shamrock Invitational (Moraga, Calif.). # - San Diego SLAM. * - Indicates Mountain West Conference Game. ^ - Game played at Key Arena (Seattle, Wash.). c - Indicates capacity crowd. SDSU NR - Indicates San Diego State's national rankings in the *Associated Press* and *ESPN/USA Today* coaches polls at gametime. Opponent national ranking listed after opponent name (*Associated Press* and *ESPN/USA Today* coaches polls at gametime). Time to the right of opponent indicates time of the game-winning shot when less than 10 seconds remained. 1R - First Round; QF - Quarterfinal; SF - Semifinal; CH - Championship. 3P - Third-Place Game. Opponent seed listed left of team name. c - indicates capacity crowd.

Record/Attendance Summary

	G	W-L	Total	Average	High
Home	14	12-2	104,029	7,431	12,414 vs. Arizona (Dec. 9)
Mountain West	6	5-1	45,814	7,636	9,231 vs. Air Force (Feb. 6)
Away	11	5-6	65,628	5,966	11,843 at New Mexico (Feb. 20)
Mountain West	7	3-4	53,215	7,602	11,843 at New Mexico (Feb. 20)
Neutral	2	2-0	3,727	1,864	2,100 vs. Murray State (Nov. 10)
Total	27	19-8	173,384	6,422	12,414 vs. Arizona (Dec. 9)
Mountain West	13	8-5	99,029	7,618	11,843 at New Mexico (Feb. 20)

Win/Loss Margin

	1	2	3	4	5	6	7	8	9	10	11	12	13	14	15	16	17	18	19	20	21	22	23	24	25	34	36	37	
Win	1		3	1	3		2			2	1				2						1						1	1	1
Loss	1				1		1		1	1	1											1	1						

2006-07 San Diego State Statistics

Record: 19-8 (Home: 12-2, Away: 5-6, Neutral: 2-0)

No.	Player	GPGS	Min	Avg	TOTAL		3-PTS		FT-FTA	Pct	REBOUNDS				PF	FO	A	TO	Blk	Stl	Pts	Avg	
					FG-FGA	Pct	3FG-FGA	Pct			Off	Def	Tot	Avg									
01	HEATH, Brandon	27	27	994	36.8	177-423	.418	69-189	.365	92-119	.773	24	82	106	3.9	44	0	96	85	1	50	515	19.1
34	ABUKAR, Mohamed	26	24	849	32.7	143-304	.470	17-55	.309	96-112	.857	35	115	150	5.8	61	1	42	56	15	8	399	15.3
31	WADE, Lorenzo	27	18	853	31.6	126-260	.485	17-57	.298	31-47	.660	37	110	147	5.4	51	1	61	60	34	50	300	11.1
04	HABEL, Jerome	23	16	657	28.6	108-179	.603	0-1	.000	36-66	.545	53	93	146	6.3	52	1	22	38	35	13	252	11.0
03	WILLIAMS, Richie	27	26	909	33.7	62-131	.473	31-62	.500	41-56	.732	20	85	105	3.9	80	1	122	86	2	52	196	7.3
33	SPAIN, Kyle	25	18	613	24.5	55-137	.401	13-40	.325	52-68	.765	41	77	118	4.7	53	1	24	37	10	31	175	7.0
02	JOHNSON, Jer'Vaughn	25	1	230	9.2	27-47	.574	0-1	.000	13-24	.542	22	32	54	2.2	36	0	3	27	4	3	67	2.7
05	PASTOREK, Jon	20	0	123	6.2	12-25	.480	6-14	.429	2-2	1.000	5	11	16	0.8	14	0	6	8	1	1	32	1.6
30	LAMB, Chris	17	4	124	7.3	13-22	.591	0-0	.000	3-10	.300	4	13	17	1.0	16	0	7	5	8	2	29	1.7
00	HOERNER, Brett	2	0	20	10.0	3-5	.600	0-0	.000	1-2	.500	0	4	4	2.0	2	0	0	3	2	0	7	3.5
21	THOMAS, Matt	2	1	30	15.0	1-1	1.000	0-0	.000	1-2	.500	1	2	3	1.5	3	0	4	3	1	2	3	1.5
10	MARTIN, Brandon	9	0	20	2.2	1-4	.250	0-1	.000	0-0	.000	1	4	5	0.6	0	0	2	1	0	0	2	0.2
20	VELASQUEZ, David	3	0	3	1.0	0-2	.000	0-2	.000	0-0	.000	0	0	0	0.0	0	0	0	0	0	0	0	0.0
TEAM												35	41	76	2.8	0							4
SDSU TOTALS		27			728-1540		.473	153-422	.363	368-508	.724	278	669	947	35.1	412	5	389	413	113	212	1977	73.2
OPPONENTS		27			685-1616		.424	195-605	.322	266-403	.660	323	595	918	34.0	487	14	367	424	87	186	1831	67.8

SCORE BY PERIODS:	1st	2nd	OT	2OT	Total
SAN DIEGO STATE	921	1,045	11		1,977
OPPONENTS	825	1,002	4		1,831

Mountain West Conference: 8-5 (Home: 5-1, Away: 3-4)

No.	Player	GPGS	Min	Avg	TOTAL		3-PTS		FT-FTA	Pct	REBOUNDS				PF	FO	A	TO	Blk	Stl	Pts	Avg	
					FG-FGA	Pct	3FG-FGA	Pct			Off	Def	Tot	Avg									
01	HEATH, Brandon	13	13	484	37.2	81-210	.386	31-97	.320	44-58	.759	12	41	53	4.1	22	0	50	44	1	19	237	18.2
34	ABUKAR, Mohamed	12	10	391	32.6	61-140	.436	5-28	.179	37-42	.881	16	47	63	5.3	32	1	18	22	8	3	164	13.7
04	HABEL, Jerome	13	9	356	27.4	63-106	.594	0-0	.000	23-38	.605	26	45	71	5.5	27	1	7	16	20	9	149	11.5
31	WADE, Lorenzo	13	13	461	35.5	60-135	.444	7-27	.259	17-30	.567	22	63	85	6.5	22	1	36	29	22	28	144	11.1
03	WILLIAMS, Richie	13	12	437	33.6	29-69	.420	15-33	.455	21-27	.778	12	34	46	3.5	38	0	54	27	0	29	94	7.2
33	SPAIN, Kyle	13	7	307	23.6	23-61	.377	5-18	.278	22-31	.710	23	39	62	4.8	23	0	8	18	5	14	73	5.6
02	JOHNSON, Jer'Vaughn	11	0	78	7.1	6-18	.333	0-0	.000	1-3	.333	9	14	23	2.1	17	0	7	4	1	13	1.2	
05	PASTOREK, Jon	12	0	58	4.8	3-9	.333	1-4	.250	0-0	.000	3	8	11	0.9	9	0	2	4	0	0	7	0.6
30	LAMB, Chris	5	0	17	3.4	3-4	.750	0-0	.000	0-0	.000	1	2	3	0.6	3	0	0	0	0	0	6	1.2
21	THOMAS, Matt	2	1	30	15.0	1-1	1.000	0-0	.000	1-2	.500	1	2	3	1.5	3	0	4	3	1	2	3	1.5
20	VELASQUEZ, David	3	0	3	1.0	0-2	.000	0-2	.000	0-0	.000	0	0	0	0.0	0	0	0	0	0	0	0	0.0
10	MARTIN, Brandon	4	0	3	0.8	0-1	.000	0-1	.000	0-0	.000	0	0	0	0.0	0	0	0	0	0	0	0	0.0
TEAM												16	18	34	2.6	0							3
SDSU TOTALS		13			330-756		.437	64-210	.305	166-231	.719	141	313	454	34.9	196	3	179	173	61	105	890	68.5
OPPONENTS		13			316-755		.419	89-276	.322	130-199	.653	158	316	474	36.5	224	4	180	202	50	77	851	65.5

SCORE BY PERIODS:	1st	2nd	OT	2OT	Total
SAN DIEGO STATE	399	480	11		890
OPPONENTS	374	473	4		851

2006-07 San Diego State Win/Loss Statistics

Wins Only Games: 19

No.	Player	GPGS	Min	Avg	TOTAL		3-PTS			REBOUNDS													
					FG-FGA	Pct	3FG-FGA	Pct	FT-FTA	Pct	Off	Def	Tot	Avg	PF	FO	A	TO	Blk	Stl	Pts	Avg	
01	HEATH, Brandon	19	19	691	36.4	126-285	.442	50-123	.407	70-91	.769	16	58	74	3.9	30	0	74	59	1	37	372	19.6
34	ABUKAR, Mohamed	19	17	604	31.8	115-227	.507	11-34	.324	73-84	.869	26	88	114	6.0	42	1	35	39	11	6	314	16.5
31	WADE, Lorenzo	19	13	604	31.8	99-184	.538	12-36	.333	24-32	.750	31	74	105	5.5	34	0	53	45	26	39	234	12.3
04	HABEL, Jerome	15	11	432	28.8	70-116	.603	0-0	.000	19-34	.559	33	69	102	6.8	37	1	15	26	28	10	159	10.6
33	SPAIN, Kyle	17	12	444	26.1	45-104	.433	12-29	.414	47-57	.825	31	58	89	5.2	29	0	18	25	7	24	149	8.8
03	WILLIAMS, Richie	19	19	634	33.4	45-84	.536	25-43	.581	31-39	.795	12	57	69	3.6	53	1	101	60	2	37	146	7.7
02	JOHNSON, Jer'Vaughn	17	0	173	10.2	25-40	.625	0-1	.000	12-21	.571	17	25	42	2.5	20	0	2	17	4	3	62	3.6
05	PASTOREK, Jon	14	0	89	6.4	10-21	.476	6-14	.429	2-2	1.000	3	8	11	0.8	8	0	5	5	1	1	28	2.0
30	LAMB, Chris	14	4	112	8.0	10-19	.526	0-0	.000	3-8	.375	3	13	16	1.1	15	0	6	5	8	2	23	1.6
00	HOERNER, Brett	2	0	20	10.0	3-5	.600	0-0	.000	1-2	.500	0	4	4	2.0	2	0	0	3	2	0	7	3.5
10	MARTIN, Brandon	6	0	19	3.2	1-4	.250	0-1	.000	0-0	.000	1	4	5	0.8	0	0	2	1	0	0	2	0.3
20	VELASQUEZ, David	2	0	3	1.5	0-2	.000	0-2	.000	0-0	.000	0	0	0	0.0	0	0	0	0	0	0	0	0.0
TEAM												24	29	53	2.8	0			2				
SDSU TOTALS		19				549-1091	.503	116-283	.410	282-370	.762	197	487	684	36.0	270	3	311	287	90	159	1496	78.7
OPPONENTS		19				484-1160	.417	143-452	.316	153-236	.648	227	381	608	32.0	349	13	252	314	46	125	1264	66.5

SCORE BY PERIODS:	1st	2nd	OT	2OT	Total
SAN DIEGO STATE	694	791	11		1,496
OPPONENTS	572	688	4		1,264

Losses Only Games: 8

No.	Player	GPGS	Min	Avg	TOTAL		3-PTS			REBOUNDS													
					FG-FGA	Pct	3FG-FGA	Pct	FT-FTA	Pct	Off	Def	Tot	Avg	PF	FO	A	TO	Blk	Stl	Pts	Avg	
01	HEATH, Brandon	8	8	303	37.9	51-138	.370	19-66	.288	22-28	.786	8	24	32	4.0	14	0	22	26	0	13	143	17.9
04	HABEL, Jerome	8	5	225	28.1	38-63	.603	0-1	.000	17-32	.531	20	24	44	5.5	15	0	7	12	7	3	93	11.6
34	ABUKAR, Mohamed	7	7	245	35.0	28-77	.364	6-21	.286	23-28	.821	9	27	36	5.1	19	0	7	17	4	2	85	12.1
31	WADE, Lorenzo	8	5	249	31.1	27-76	.355	5-21	.238	7-15	.467	6	36	42	5.3	17	1	8	15	8	11	66	8.3
03	WILLIAMS, Richie	8	7	275	34.4	17-47	.362	6-19	.316	10-17	.588	8	28	36	4.5	27	0	21	26	0	15	50	6.3
33	SPAIN, Kyle	8	6	169	21.1	10-33	.303	1-11	.091	5-11	.455	10	19	29	3.6	24	1	6	12	3	7	26	3.3
30	LAMB, Chris	3	0	12	4.0	3-3	1.000	0-0	.000	0-2	.000	1	0	1	0.3	1	0	1	0	0	0	6	2.0
02	JOHNSON, Jer'Vaughn	8	1	57	7.1	2-7	.286	0-0	.000	1-3	.333	5	7	12	1.5	16	0	1	10	0	0	5	0.6
05	PASTOREK, Jon	6	0	34	5.7	2-4	.500	0-0	.000	0-0	.000	2	3	5	0.8	6	0	1	3	0	0	4	0.7
21	THOMAS, Matt	2	1	30	15.0	1-1	1.000	0-0	.000	1-2	.500	1	2	3	1.5	3	0	4	3	1	2	3	1.5
10	MARTIN, Brandon	3	0	1	0.3	0-0	.000	0-0	.000	0-0	.000	0	0	0	0.0	0	0	0	0	0	0	0	0.0
TEAM												11	12	23	2.9	0			2				
SDSU TOTALS		8				179-449	.399	37-139	.266	86-138	.623	81	182	263	32.9	142	2	78	126	23	53	481	60.1
OPPONENTS		8				201-456	.441	52-153	.340	113-167	.677	96	214	310	38.8	138	1	115	110	41	61	567	70.9

SCORE BY PERIODS:	1st	2nd	OT	2OT	Total
SAN DIEGO STATE	227	254			481
OPPONENTS	253	314			567

2006-07 San Diego State Home/Away Statistics

Home Games Only Record: 12-2

No.	Player	GPGS	Min	Avg	TOTAL		3-PTS			REBOUNDS													
					FG-FGA	Pct	3FG-FGA	Pct	FT-FTA	Pct	Off	Def	Tot	Avg	PF	FO	A	TO	Blk	Stl	Pts	Avg	
01	HEATH, Brandon	14	14	498	35.6	89-206	.432	31-90	.344	41-54	.759	10	40	50	3.6	19	0	52	42	1	25	250	17.9
34	ABUKAR, Mohamed	14	13	449	32.1	81-162	.500	8-30	.267	49-54	.907	23	61	84	6.0	33	0	30	26	6	4	219	15.6
31	WADE, Lorenzo	14	8	439	31.4	63-137	.460	11-33	.333	13-17	.765	25	57	82	5.9	22	0	35	21	21	30	150	10.7
04	HABEL, Jerome	13	9	363	27.9	56-96	.583	0-1	.000	16-27	.593	29	51	80	6.2	25	0	13	23	16	5	128	9.8
33	SPAIN, Kyle	12	9	293	24.4	38-76	.500	9-25	.360	31-37	.838	25	32	57	4.8	15	0	12	20	4	16	116	9.7
03	WILLIAMS, Richie	14	14	442	31.6	30-55	.545	18-30	.600	21-27	.778	6	51	57	4.1	39	1	75	42	2	29	99	7.1
02	JOHNSON, Jer'Vaughn	12	0	107	8.9	15-30	.500	0-1	.000	8-15	.533	10	15	25	2.1	13	0	3	16	3	3	38	3.2
05	PASTOREK, Jon	10	0	77	7.7	10-20	.500	6-13	.462	2-2	1.000	3	8	11	1.1	6	0	5	4	1	0	28	2.8
30	LAMB, Chris	10	3	79	7.9	8-15	.533	0-0	.000	3-10	.300	2	10	12	1.2	11	0	6	5	6	2	19	1.9
00	HOERNER, Brett	2	0	20	10.0	3-5	.600	0-0	.000	1-2	.500	0	4	4	2.0	2	0	0	3	2	0	7	3.5
10	MARTIN, Brandon	5	0	18	3.6	1-4	.250	0-1	.000	0-0	.000	1	4	5	1.0	0	0	2	1	0	0	2	0.4
21	THOMAS, Matt	1	0	12	12.0	1-1	1.000	0-0	.000	0-0	.000	1	0	1	1.0	1	0	0	0	1	1	2	2.0
20	VELASQUEZ, David	2	0	3	1.5	0-2	.000	0-2	.000	0-0	.000	0	0	0	0.0	0	0	0	0	0	0	0	0.0
TEAM												15	18	33	2.4	0					1		
SDSU TOTALS		14			395-809	.488	83-226	.367	185-245	.755	150	351	501	35.8	186	1	233	204	63	115	1058	75.6	
OPPONENTS		14			345-833	.414	97-314	.309	99-157	.631	159	284	443	31.6	239	8	172	229	29	85	886	63.3	

SCORE BY PERIODS:	1st	2nd	OT	2OT	Total
SAN DIEGO STATE	501	557			1,058
OPPONENTS	401	485			886

Away/Neutral Games Only Record: 7-6

No.	Player	GPGS	Min	Avg	TOTAL		3-PTS			REBOUNDS													
					FG-FGA	Pct	3FG-FGA	Pct	FT-FTA	Pct	Off	Def	Tot	Avg	PF	FO	A	TO	Blk	Stl	Pts	Avg	
01	HEATH, Brandon	13	13	496	38.2	88-217	.406	38-99	.384	51-65	.785	14	42	56	4.3	25	0	44	43	0	25	265	20.4
34	ABUKAR, Mohamed	12	11	400	33.3	62-142	.437	9-25	.360	47-58	.810	12	54	66	5.5	28	1	12	30	9	4	180	15.0
31	WADE, Lorenzo	13	10	414	31.8	63-123	.512	6-24	.250	18-30	.600	12	53	65	5.0	29	1	26	39	13	20	150	11.5
04	HABEL, Jerome	10	7	294	29.4	52-83	.627	0-0	.000	20-39	.513	24	42	66	6.6	27	1	9	15	19	8	124	12.4
03	WILLIAMS, Richie	13	12	467	35.9	32-76	.421	13-32	.406	20-29	.690	14	34	48	3.7	41	0	47	44	0	23	97	7.5
33	SPAIN, Kyle	13	9	320	24.6	17-61	.279	4-15	.267	21-31	.677	16	45	61	4.7	38	1	12	17	6	15	59	4.5
02	JOHNSON, Jer'Vaughn	13	1	123	9.5	12-17	.706	0-0	.000	5-9	.556	12	17	29	2.2	23	0	0	11	1	0	29	2.2
30	LAMB, Chris	7	1	45	6.4	5-7	.714	0-0	.000	0-0	.000	2	3	5	0.7	5	0	1	0	2	0	10	1.4
05	PASTOREK, Jon	10	0	46	4.6	2-5	.400	0-1	.000	0-0	.000	2	3	5	0.5	8	0	1	4	0	1	4	0.4
21	THOMAS, Matt	1	1	18	18.0	0-0	.000	0-0	.000	1-2	.500	0	2	2	2.0	2	0	4	3	0	1	1	1.0
10	MARTIN, Brandon	4	0	2	0.5	0-0	.000	0-0	.000	0-0	.000	0	0	0	0.0	0	0	0	0	0	0	0	0.0
32	VELASQUEZ, David	1	0	0	0.0	0-0	.000	0-0	.000	0-0	.000	0	0	0	0.0	0	0	0	0	0	0	0	0.0
TEAM												20	23	43	3.3	0					3		
SDSU TOTALS		13			333-731	.456	70-196	.357	183-263	.696	128	318	446	34.3	226	4	156	209	50	97	919	70.7	
OPPONENTS		13			340-783	.434	98-291	.337	167-246	.679	164	311	475	36.5	248	6	195	195	58	101	945	72.7	

SCORE BY PERIODS:	1st	2nd	OT	2OT	Total
SAN DIEGO STATE	420	488	11		919
OPPONENTS	424	517	4		945

2006-07 Team Game-By-Game

Opponent	Site/Date	FG-FGA	Pct	3P-3PA	Pct	FT-FTA	Pct	Off-Def	Tot	PF	AT	TO	BS	ST	1st-2nd	Pts
SDSU	N	29-57	.509	8-16	.500	21-25	.840	14-13	27	14	13	21	2	8	41-46	87
vs Murray State	11/10	32-54	.593	11-21	.524	9-9	1.000	9-15	24	25	15	24	4	8	34-50	84
SDSU	A	30-64	.469	3-6	.500	11-14	.786	9-25	34	20	13	11	4	11	35-39	74
at Saint Mary's	11/11	28-69	.406	8-26	.308	9-16	.563	21-28	49	16	12	18	10	5	39-34	73
SDSU	N	23-45	.511	7-13	.538	23-28	.511	6-31	37	13	9	16	1	4	34-42	76
vs. Seattle Pacific	11/12	28-66	.424	11-36	.306	6-9	.667	8-19	27	20	16	10	0	7	34-39	73
at SDSU	H	28-46	.609	9-11	.818	19-26	.731	10-30	40	11	17	15	9	7	41-43	84
UC San Diego	11/15	18-63	.286	8-30	.267	4-4	1.000	15-12	27	18	11	15	4	8	14-34	48
at SDSU	H	34-56	.607	5-12	.417	13-18	.722	8-26	34	15	18	17	6	7	30-56	86
California	11/18	31-63	.492	8-17	.471	9-13	.692	8-16	24	17	11	13	3	5	31-48	79
at SDSU	H	30-57	.526	7-15	.467	12-19	.632	10-32	42	13	17	19	4	12	45-34	79
UC Riverside	11/21	18-54	.333	4-17	.235	5-9	.556	6-21	27	17	7	20	1	9	20-25	45
SDSU	A	27-55	.491	5-11	.455	17-26	.654	12-20	32	17	13	13	3	8	29-47	76
at UCSB	11/25	27-53	.509	5-16	.313	13-17	.765	9-20	29	23	14	17	2	6	31-41	72
at SDSU	H	29-61	.475	3-13	.231	18-22	.818	13-24	37	17	13	15	1	8	41-38	79
San Diego	11/29	29-62	.468	8-25	.320	10-19	.526	15-21	36	21	18	19	1	4	40-36	76
SDSU	A	26-59	.441	8-21	.381	13-23	.565	13-25	38	23	14	22	2	5	39-34	73
at Western Mich.	12/2	28-62	.452	7-22	.318	21-32	.656	12-22	34	22	13	12	4	16	44-40	84
at SDSU	H	21-64	.328	5-25	.200	1-4	.250	13-21	34	12	13	14	1	6	22-26	48
(14/15) Airzona	12/9	28-60	.467	7-17	.412	6-10	.600	12-31	43	12	13	13	4	6	38-31	69
at SDSU	H	48-69	.696	10-19	.526	13-14	.929	8-29	37	16	33	20	4	8	58-61	119
Campbell	12/12	32-75	.427	11-35	.314	7-14	.500	17-13	30	17	14	21	0	11	42-40	82
at SDSU	H	26-51	.510	8-19	.421	14-18	.778	8-32	40	20	15	24	6	5	35-39	74
Loyola Marymount	12/16	20-61	.328	6-20	.300	17-25	.680	10-19	29	21	14	12	0	8	25-38	63
SDSU	A	18-40	.450	5-13	.385	13-17	.765	2-24	26	16	7	20	2	6	33-21	54
at (rv/rv) Wash. St.	12/21	24-57	.421	4-19	.211	12-16	.750	10-21	31	14	14	9	3	10	23-41	64
at SDSU	H	29-60	.483	6-18	.333	14-23	.609	11-24	35	9	15	13	7	12	39-39	78
Lafayette	12/30	26-62	.419	8-28	.286	8-11	.727	13-21	34	20	15	19	1	6	36-32	68
at SDSU	H	22-64	.344	3-18	.167	18-20	.900	12-23	35	12	12	10	2	8	35-30	65
Wyoming	1/3	28-62	.452	5-18	.278	5-10	.500	13-30	43	18	13	18	5	3	30-36	66
SDSU	A	20-50	.400	4-11	.364	14-27	.519	9-19	28	19	9	21	6	10	23-35	58
at Brigham Young	1/6	27-57	.474	8-17	.471	18-27	.667	15-28	43	23	17	21	11	7	35-45	80
at SDSU	H	27-51	.529	6-13	.462	21-24	.875	7-22	29	16	17	14	3	4	41-40	81
Colorado State	1/13	30-61	.492	8-23	.348	8-12	.667	11-18	29	20	13	13	3	5	41-35	76
at SDSU	H	28-61	.459	8-20	.400	9-16	.563	16-21	37	8	19	13	2	10	28-45	73
New Mexico	1/17	28-55	.509	8-21	.381	4-8	.500	9-17	26	13	18	15	0	6	24-44	68
SDSU	A	21-53	.396	3-20	.150	6-10	.600	8-24	32	18	9	9	2	6	17-34	51
at (13/11) Air Force	1/20	16-41	.390	9-26	.346	15-20	.750	4-27	31	13	13	11	2	3	23-33	56
SDSU	A	27-60	.450	5-16	.313	2-7	.286	15-25	40	21	7	17	7	3	25-36	61
at (rv/rv) UNLV	1/23	23-64	.359	8-22	.364	14-20	.700	20-23	43	13	15	10	6	9	23-45	68
at SDSU	H	23-51	.451	0-7	.000	17-22	.773	8-20	28	15	14	11	6	10	25-38	63
Utah	1/27	19-51	.373	7-22	.318	8-10	.800	11-21	32	22	10	21	3	6	25-28	53
SDSU	A	29-61	.475	4-12	.333	14-19	.737	8-25	33	17	17	11	6	9	40-36	76
at TCU	1/31	25-64	.391	9-25	.360	12-21	.571	18-25	43	19	19	18	4	5	34-37	71
at SDSU	H	24-51	.471	5-16	.313	9-11	.818	8-27	35	12	15	12	5	6	24-38	62
(15/13) Air Force	2/6	17-47	.362	3-19	.158	4-6	.667	3-20	23	14	10	13	0	4	16-25	41
SDSU	A	30-63	.476	6-17	.353	15-17	.882	9-30	39	10	17	16	6	9	38-43	81
at Colorado State	2/10	27-67	.403	5-16	.313	7-12	.583	12-25	37	19	14	15	1	11	34-32	66
at SDSU	H	26-67	.388	8-20	.400	7-8	.875	18-20	38	10	15	7	7	12	37-30	67
(rv/rv) UNLV	2/13	21-57	.368	6-22	.273	4-6	.667	16-24	40	9	5	17	4	4	19-33	52
SDSU	A	24-59	.407	4-15	.267	19-30	.633	9-21	30	21	7	13	1	9	33-38	71
at Wyoming	2/17	27-53	.509	4-12	.333	22-32	.688	10-32	42	23	17	16	6	7	37-43	80

2006-07 Team Game-By-Game (cont.)

Opponent	Site/Date	FG-FGA	Pct	3P-3PA	Pct	FT-FTA	Pct	Off-Def	Tot	PF	AT	TO	BS	ST	1st-2nd	Pts
SDSU	A	29-65	.446	8-25	.320	15-20	.750	14-36	50	17	21	19	8	9	33-37-11	81
at New Mexico	2/20	28-76	.368	9-33	.273	9-15	.600	16-26	42	18	16	14	5	7	33-37-4	74
at SDSU	H															
(21/22) BYU	2/24															
SDSU	A															
at Utah	2/27															
at SDSU	H															
TCU	3/3															

2006-07 Efficiency Ratings

The National Basketball Association uses a formula to rank the most efficient players in the league. The formula is efficiency = (PTS + REB + AST + STL + BLK) - ((FGA - FGM) + (FTA - FTM) + TO). Below are San Diego State's efficiency ratings for the 2006-07 season.

SEASON EFFICIENCY POINTS	SEASON EFFICIENCY POINTS PER MINUTE	MWC EFFICIENCY POINTS
Brandon Heath410	Jerome Habel0.501	Lorenzo Wade198
Lorenzo Wade382	Mohamed Abukar0.449	Jerome Habel182
Mohamed Abukar381	Lorenzo Wade0.448	Brandon Heath173
Jerome Habel329	Brandon Heath0.412	Mohamed Abukar150
Richie Williams307	TEAM AVERAGE0.406	Richie Williams150
Kyle Spain223	Kyle Spain0.364	Kyle Spain97
Jer'Vaughn Johnson73	Brett Hoerner0.350	Jer'Vaughn Johnson20
Chris Lamb42	Chris Lamb0.339	Jon Pastorek10
Jon Pastorek35	Richie Williams0.338	Matt Thomas9
Matt Thomas9	Jer'Vaughn Johnson0.317	Chris Lamb8
Brett Hoerner7	Matt Thomas0.300	Brandon Martin-1
Brandon Martin5	Jon Pastorek0.285	David Velasquez-1
David Velasquez-1	Brandon Martin0.250	TEAM TOTAL995
TEAM TOTAL2,202	David Velasquez-0.333	

2006-07 Hockey +/- Ratings

Hockey +/- tracks the team score while the player is on the court (total points team scored while on the court-total points team allowed while on the court).

HOCKEY +/- POINTS	HOCKEY +/- POINTS PER MINUTE	MWC HOCKEY +/- POINTS
Mohamed Abukar+145	Brett Hoerner+0.550	Jerome Habel+60
Brandon Heath+132	Chris Lamb+0.202	Brandon Heath+45
Lorenzo Wade+132	Mohamed Abukar+0.171	Mohamed Abukar+43
Richie Williams+116	Lorenzo Wade+0.155	Kyle Spain+40
Jerome Habel+96	Jerome Habel+0.146	Lorenzo Wade+39
Kyle Spain+83	Kyle Spain+0.135	Richie Williams+17
Jer'Vaughn Johnson+28	TEAM AVERAGE+0.135	Jer'Vaughn Johnson+5
Chris Lamb+25	Brandon Heath+0.133	David Velasquez-4
Brett Hoerner+11	Richie Williams+0.128	Brandon Martin-6
Brandon Martin-3	Jer'Vaughn Johnson+0.122	Matt Thomas-10
David Velasquez-4	Brandon Martin-0.150	Chris Lamb-11
Matt Thomas-10	Jon Pastorek-0.171	Jon Pastorek-23
Jon Pastorek-21	Matt Thomas-0.333	TEAM TOTAL+39
TEAM TOTAL+146		

2006-07 Individual Game-By-Game (Points/Rebs./Asts.)

	00	1	2	3	4	5	10	21	30	31	32	33	34
Opponent	Brett Hoerner	Brandon Heath	Jer'Vaughn Johnson	Richie Williams	Jerome Habel	Jon Pastorek	Brandon Martin	Matt Thomas	Chris Lamb	Lorenzo Wade	David Velasquez	Kyle Spain	Mohamed Abukar
~ vs. Murray State	TS	27/5/3*	5/4/0	8/3/8*	TS	0/0/0	CD	INJ	6/2/0*	11/4/1*		15/4/1	15/1/0*
~ at. Saint Mary's	TS	20/5/6*	8/5/0	6/3/5*	TS	0/0/0	0/0/0	INJ	0/1/0	12/2/1*		7/5/1*	21/7/0*
~ vs. Seattle Pacific	TS	20/4/2*	2/2/0	12/3/3*	TS	0/0/0	CD	INJ	0/0/0	14/4/0*		6/11/0*	22/10/4*
UC SAN DIEGO	3/2/0	18/6/1*	6/3/1	11/3/4*	TS	13/1/0	0/5/1	INJ	6/4/2*	15/7/5*		CD	12/6/3*
CALIFORNIA	CD	19/2/7*	0/0/0	2/4/4*	23/7/0	CD	CD	INJ	4/2/1*	8/4/2		8/5/1*	22/7/3*
UC RIVERSIDE	4/2/0	13/4/2*	9/3/0	6/4/8*	6/10/2*	5/1/2	0/0/0	INJ	3/2/1	6/6/1		18/4/1*	9/5/0*
at UC Santa Barbara	CD	29/4/2*	0/0/0	2/5/5*	14/7/1*	CD	CD	INJ	0/1/0	13/1/1		4/4/2*	14/9/1*
SAN DIEGO	CD	21/3/4*	0/2/0	8/5/2*	2/6/3*	CD	CD	INJ	0/1/0	14/6/1		12/4/0*	22/7/3*
at Western Michigan	CD	13/1/3*	3/2/0	12/6/4*	14/7/3*	0/0/0	0/0/0	INJ	0/0/0	12/8/2		2/6/1*	17/5/1*
#(14/15) ARIZONA	CD	14/4/2*	0/0/1	4/7/4*	9/7/1*	CD	CD	INJ	2/0/1	5/3/2		7/5/1*	7/6/1*
CAMPBELL	CD	19/2/7*	17/6/1	15/1/6*	12/6/2*	4/2/2	2/0/1	INJ	2/1/1	21/4/4		8/4/5*	19/7/4*
LOYOLA MARYMOUNT	CD	25/4/4*	1/4/0	3/3/6*	8/9/0	CD	CD	INJ	0/0/0*	7/6/1		13/2/1*	17/7/3*
^at (rv/rv) Washington State	CD	20/4/2*	0/0/0*	5/4/1*	8/6/1	CD	CD	INJ	CD	7/4/1		5/2/2*	12/4/0*
LAFAYETTE	20/5/1*	3/0/0	8/8/8*	7/10/2*	3/1/0	CD	INJ	CD	11/3/3*			INJ	26/6/1*
WYOMING	26/6/3	0/1/0	5/6/6*	8/1/0*	0/0/0	CD	2/1/0	CD	5/6/0*			4/5/1	15/6/2*
at Brigham Young	13/5/3	0/5/0	7/3/1	12/2/0	0/0/0	CD	1/2/4*	CD	9/1/1*			4/1/0*	12/7/0*
COLORADO STATE	15/1/6	CD	7/4/6*	5/3/1	3/3/0	CD	INJ	CD	13/9/2*			22/5/0*	16/4/2*
NEW MEXICO	16/3/4	CD	12/4/7*	11/4/1*	0/2/1	CD	INJ	CD	13/12/4*			7/8/1*	14/4/1
at (13/11) Air Force	15/7/3	CD	0/1/3*	15/5/0	0/0/0	CD	INJ	CD	11/7/1*			2/6/0*	6/4/2*
at (rv/rv) UNLV	20/3/2	0/3/0	9/5/2*	9/7/0*	4/5/1	CD	INJ	4/1/0	11/11/1*	DND		4/4/1*	INJ
UTAH	14/2/1	0/0/0	6/3/5*	17/4/0	0/0/0	CD	INJ	0/1/0	12/7/5*	CD		2/3/1*	12/4/2*
at TCU	22/10/6	4/1/0	5/2/2*	6/4/1*	0/0/0	CD	INJ	0/0/0	19/6/4*	CD		3/5/4*	17/1/0
AIR FORCE	14/3/6	0/1/0	6/2/4*	11/8/0*	0/1/0	0/0/0	INJ	2/1/0	5/5/3*	0/0/0		8/4/0	16/8/2*
at Colorado State	14/2/5	3/1/0	18/6/6*	10/7/0*	CD	CD	INJ	CD	9/6/5*	CD		8/4/0	19/10/1*
(rv/rv) UNLV	16/5/4	2/5/0	6/3/5*	9/5/1*	0/0/0	0/0/0	INJ	0/0/0	15/4/2*	0/0/0		7/8/0	12/7/3*
at Wyoming	22/2/4	0/1/0	8/4/0*	18/9/2*	0/0/0	0/0/0	INJ	CD	6/2/0*	0/0/0		1/0/0	16/4/1*
at New Mexico	30/4/3	2/5/0	5/3/7*	18/12/1*	0/0/0	CD	INJ	0/0/0	16/9/8*	CD		1/9/0	9/4/2*
*(21/22) BRIGHAM YOUNG													
*at Utah													
*TCU													

* - Indicates starter. CD - Did Not Play-Coach's Decision. DND - Did Not Dress. DNT - Did Not Travel. INJ - Did Not Play-Injured. TS - Team Suspension. ~ - Shamrock Invitational (Moraga, Calif.). # - San Diego SLAM. * - Indicates Mountain West Conference Game. ^ - Game played at Key Arena (Seattle, Wash.)

2006-07 Starting Lineups

SF	PF	C	SG	PG	W-L	Record As SDSU Starter	Season	Career
Wade	Abukar	Lamb	Heath	Williams	2-0	Mohamed Abukar	17-7	34-11
Wade	Spain	Abukar	Heath	Williams	4-0	Jerome Habel	11-6	11-6
Spain	Abukar	Lamb	Heath	Williams	2-0	Brandon Heath	19-8	65-49
Spain	Abukar	Habel	Heath	Williams	4-2	Jer'Vaughn Johnson	0-1	0-1
Spain	Johnson	Abukar	Heath	Williams	0-1	Chris Lamb	4-0	4-0
Wade	Abukar	Habel	Heath	Williams	4-2	Kyle Spain	12-6	29-14
Wade	Spain	Abukar	Heath	Thomas	0-1	Matt Thomas	0-1	7-11
Wade	Spain	Habel	Heath	Williams	2-1	Lorenzo Wade	13-4	13-4
						Richie Williams	19-7	42-16

2006-07 Superlatives

Individual

Category	San Diego State	Opponent
Points Scored	30 by Brandon Heath at New Meixco (2-20-97)	34 by Dustin Bremerman vs. Seattle Pacific (11-12-06)
Field Goals	10 by Brandon Heath at New Meixco (2-20-97) 10 by Mohamed Abukar vs. Lafayette (12-30-06) 10 by Jerome Habel vs. California (11-18-06)	13 by Dustin Bremerman vs. Seattle Pacific (11-12-06)
Field Goals Attempted	24 by Brandon Heath at New Meixco (2-20-97)	24 by Dustin Bremerman vs. Seattle Pacific (11-12-06)
Highest FG Percentage (min. 5 made)	100.0 (6-6) by Kyle Spain vs. UC Riverside (11-21-06)	100.0 (5-5) by Shawn Witherspoon vs. Murray St. (11-10-06)
Highest FG Percentage (min. 10 made)	90.9 (10-11) by Jerome Habel vs. California (11-18-06)	62.5 (10-16) by Marcus Williams vs. Arizona (12-9-06)
3-Point Field Goals Made	5 by Brandon Heath at New Meixco (2-20-97) 5 by Brandon Heath at UC Santa Barbara (11-25-06) 5 by Brandon Heath vs. Murray St.(11-10-06)	5 by Jacob Burttschi at Air Force (1-20-07) 5 by Ross DeRogatis vs. San Diego (11-29-06) 5 by Tyler Holloway vs. Murray St. (11-10-06) 5 by Todd Golden at St. Mary's (11-11-06)
3-Point Field Goals Attempted	14 by Brandon Heath at New Meixco (2-20-97)	10 by Darren Prentice at New Mexico (2-20-07) 10 by Jacob Burttschi at Air Force (1-20-07) 10 by Drew Matzen vs. Seattle Pacific (11-12-06) 10 by Dustin Bremerman vs. Seattle Pacific (11-12-06)
3-Point Field Goal Percentage (min. 4 made)	62.5 (5-8) by Brandon Heath at UCSB (11-25-06)	71.4 (5-7) by Tyler Holloway vs. Murray St. (11-10-06)
3-Point Field Goal Percentage (min. 5 made)	62.5 (5-8) by Brandon Heath at UCSB (11-25-06)	71.4 (5-7) by Tyler Holloway vs. Murray St. (11-10-06)
Free Throws	8 by Mohamed Abukar vs. Wyoming (1-3-07) 8 by Brandon Heath vs. Wyoming (1-3-07) 8 by Mohamed Abukar vs. Seattle Pacific (11-12-06)	17 by Brad Jones at Wyoming (2-17-07)
Free Throws Attempted	10 by Brandon Heath vs. Wyoming (1-3-07) 10 by Brandon Heath at UC Santa Barbara (11-25-06) 10 by Mohamed Abukar vs. Seattle Pacific (11-12-06)	18 by Brad Jones at Wyoming (2-17-07)
Free Throw Percentage (min. 7 made)	100.0 (8-8) by Mohamed Abukar vs. Wyoming (1-3-07) 100.0 (7-7) by Richie Williams vs. Campbell (12-12-06)	94.4 (17-18) by Brad Jones at Wyoming (2-17-07)
Free Throw Percentage (min. 10 made)	none	94.4 (17-18) by Brad Jones at Wyoming (2-17-07)
Offensive Rebounds	7 by Kyle Spain vs. UNLV (2-13-07)	6 by Diamon Simpson at Saint Mary's (11-11-06)
Defensive Rebounds	10 by Lorenzo Wade at UNLV (1-23-07)	11 by Marcus Williams vs. Arizona (12-9-06)
Total Rebounds	12 by Lorenzo Wade vs. New Mexico (1-17-07)	16 by Marcus Williams vs. Arizona (12-9-06)
Assists	8 by Lorenzo Wade at New Meixco (2-20-97) 8 by Richie Williams vs. Lafayette (12-30-06) 8 by Richie Williams vs. UC Riverside (11-21-06) 8 by Richie Williams vs. Murray St. (11-10-06)	7 by Darren Prentice at New Mexico (2-20-07) 7 by Ledell Eackles vs. Campbell (12-12-06)
Blocked Shots	4 by Jerome Habel at New Meixco (2-20-97) 4 by Lorenzo Wade vs. Lafayette (12-30-06)	6 by Trent Plaisted at Brigham Young (1-6-07) 6 by Diamon Simpson at Saint Mary's (11-11-06)
Steals	6 by Richie Williams vs. Utah (1-27-07)	5 by Jonathan Rodriguez vs. Campbell (12-12-06)
Minutes Played	44 by Brandon Heath at New Meixco (2-20-97)	40 by Darren Prentice at New Mexico (2-20-07) 40 by Derrick Low at Washington State (12-21-06)

Team

SDSU High	SDSU Low	Category	Opponent High	Opponent Low
119 vs. Campbell (12-12-06)	48 vs. Arizona (12-9-06)	Points Scored	84 at Western Mich./vs. Murray St.	41 vs. Air Force (2-6-07)
48 vs. Campbell (12-12-06)	18 at Washington State (12-21-06)	Field Goals	32 vs. Murray St./Campbell	16 at Air Force (1-20-07)
69 vs. Campbell (12-12-06)	45 vs. Seattle Pacific (11-12-06)	Field Goals Attempted	76 at New Mexico (2-20-07)	53 at UCSB/at Wyoming
69.6 vs. Campbell (12-12-06)	32.8 vs. Arizona (12-9-06)	FG Percentage	59.3 vs. Murray State (11-10-06)	28.6 vs. UCSD (11-15-06)
10 vs. Campbell (12-12-06)	0 vs. Utah (1-27-07)	3-Point Field Goals Made	11 - three times	3 vs. Air Force (2-6-07)
25 vs. Arizona/at New Mexico	6 at Saint Mary's (11-11-06)	3-Point Field Goals Attempted	36 vs. Seattle Pacific (11-12-06)	12 at Wyoming (2-17-07)
81.8 vs. UCSD (11-15-06)	0.0 vs. Utah (1-27-07)	3-Point Field Goal Percentage	52.4 vs. Murray St. (11-10-06)	15.8 vs. Air Force (2-6-07)
23 vs. Seattle Pacific (11-12-06)	1 vs. Arizona (12-9-06)	Free Throws Made	22 at Wyoming (2-17-07)	4 vs. UCSD/vs. AFA/vs. UNLV
30 at Wyoming (2-17-07)	4 vs. Arizona (12-9-06)	Free Throws Attempted	32 at Western Mich./at Wyoming	4 vs. UCSD (11-15-06)
92.9 vs. Campbell (12-12-06)	25.0 vs. Arizona (12-9-06)	Free Throw Percentage	100.0 vs. Murray St./UCSD	50.0 vs. Campbell/vs. Wyoming
18 vs. UNLV (2-13-07)	2 at Washington State (12-21-06)	Offensive Rebounds	21 at Saint Mary's (11-11-06)	3 vs. Air Force (2-6-07)
36 at New Mexico (2-20-07)	13 vs. Murray St. (11-10-06)	Defensive Rebounds	32 at Wyoming (2-17-07)	12 vs. UCSD (11-15-06)
50 at New Mexico (2-20-07)	26 at Washington State (12-21-06)	Total Rebounds	49 at Saint Mary's (11-11-06)	23 vs. Air Force (2-6-07)
23 at Western Michigan (12-2-06)	8 vs. New Mexico (1-17-07)	Fouls	25 vs. Murray St. (11-10-06)	8 vs. New Mexico (1-17-07)
1 - five times	0 - many times	Fouled Out	2 vs. Seattle Pacific (11-12-06)	0 - many times
33 vs. Campbell (12-12-06)	7 at Wash. St./at UNLV/at Wyo.	Assists	19 vs. New Mexico/at TCU	5 vs. UNLV (2-13-07)
24 vs. LMU (12-16-06)	7 vs. UNLV (2-13-07)	Turnovers	24 vs. Murray St. (11-10-06)	9 at Washington St. (12-21-06)
9 vs. UCSD (11-15-06)	1 - four times	Blocked Shots	11 at Brigham Young (1-6-07)	0 - four times
12 vs. UCR/vs. Lafayette/vs. UNLV	4 vs. Seattle Pacific (11-12-06)	Steals	16 at Western Michigan (12-2-06)	3 vs. Wyoming/at Air Force
61 vs. Campbell, 2nd (12-12-06)	21 at Washington State, 2nd (12-21-06)	Points/Half	50 vs. Murray St., 2nd (11-10-06)	14 vs. UCSD, 1st (11-15-06)
77.4 vs. Campbell, 1st (12-12-06)	27.8 vs. Arizona, 1st (12-9-06)	FG Percentage/Half	70.4 vs. Murray St, 2nd (11-10-06)	21.2 vs. UNLV, 1st (2-13-07)
6 vs. Campbell (12-12-06)	1 vs. Arizona (12-9-06)	Double-Figure Scorers	5 at Saint Mary's (11-11-06)	1 vs. UCSD/vs. AFA/vs. UNLV
+15 vs. UC Riverside (11-21-06)	-15 at Saint Mary's/at BYU	Rebound Margin		
+27 vs. UCSD (11-15-06)	-16 vs. Arizona (12-9-06)	Halftime Scoring Margin		

2006-07 Game-By-Game Miscellaneous Leaders

Date	Opponent	SDSU Result	Efficiency	Hockey +/-	PRA	Playing Time
Nov. 10	~vs. Murray State	W 87-84	Heath+26	Johnson/Lamb+5	Heath35	Williams 40:00
Nov. 11	~at Saint Mary's	W 74-73	Abukar+20	Abukar+8	Heath31	Williams 40:00
Nov. 12	~vs. Seattle Pacific	W 76-73	Abukar+29	Abukar+9	Abukar36	Williams 40:00
Nov. 15	UC SAN DIEGO	W 84-48	Wade+24	Williams+43	Wade27	Williams 32:26
Nov. 18	CALIFORNIA	W 86-79	Abukar+28	Spain+14	Abukar32	Heath 39:33
Nov. 21	UC RIVERSIDE	W 79-45	Spain+24	Abukar+36	Spain23	Williams 29:53
Nov. 25	at UC Santa Barbara	W 76-72	Heath+29	Habel+7	Heath35	Heath 37:51
Nov. 29	SAN DIEGO	W 79-76	Abukar+24	Abukar+12	Abukar32	Abukar 36:40
Dec. 2	at Western Michigan	L 73-84	Habel+18	Johnson+5	Habel24	Heath 38:06
Dec. 9	#(14/15) ARIZONA	L 48-69	Habel+11	Lamb0	Heath20	Heath 39:08
Dec. 12	CAMPBELL	W 119-82	Wade+27	Abukar/Spain ...+30	Abukar30	Heath 30:39
Dec. 16	LOYOLA MARYMOUNT	W 74-63	Heath+23	Wade+17	Heath33	Heath 36:38
Dec. 21	^at (rv/rv) Washington State	L 54-64	Heath+16	Wade0	Heath26	Heath 40:00
Dec. 30	LAFAYETTE	W 78-68	Abukar+23	Williams+16	Abukar33	Heath 38:43
Jan. 3	*WYOMING	L 65-66	Heath+21	Spain+4	Heath35	Heath 38:27
Jan. 6	*at Brigham Young	L 58-80	Abukar/Habel+11	Johnson-2	Heath21	Abukar 35:12
Jan. 13	*COLORADO STATE	W 81-76	Spain+23	Spain+20	Spain27	Wade 37:45
Jan. 17	*NEW MEXICO	W 73-68	Wade+24	Habel+14	Wade29	Heath 39:39
Jan. 20	*at (13/11) Air Force	L 51-56	Habel/Heath/Wade +15	Spain+11	Heath25	Heath 39:27
Jan. 23	*at (rv/rv) UNLV	L 61-68	Wade+14	Johnson+1	Heath25	Heath 39:56
Jan. 27	*UTAH	W 63-53	Wade+21	Abukar/Wade ...+14	Wade24	Wade 36:10
Jan. 31	*at TCU	W 76-71	Heath+27	Habel/Wade+10	Heath38	Heath 37:23
Feb. 6	*(15/13) AIR FORCE	W 62-41	Abukar+20	Heath+23	Abukar26	Heath 36:36
Feb. 10	*at Colorado State	W 81-66	Williams+25	Abukar+18	Abukar/Williams ..30	Williams 39:04
Feb. 13	*(rv/rv) UNLV	W 67-52	Wade+25	Williams+15	Heath25	Wade 37:18
Feb. 17	*at Wyoming	L 71-80	Habel+23	Habel+6	Habel29	Heath 38:19
Feb. 20	*at New Mexico	W-ot 81-74	Habel+29	Abukar/Heath/Habel +7	Heath37	Heath 44:27
Feb. 24	*(21/22) BRIGHAM YOUNG					
Feb. 27	*at Utah					
Mar. 3	*TCU					

~ - Shamrock Invitational (Moraga, Calif.). # - San Diego SLAM. * - Indicates Mountain West Conference Game. ^ - Game played at Key Arena (Seattle, Wash.)

Individual Game Win Share Champion: vs. Murray State - Kyle Spain .2271; at Saint Mary's - Mohamed Abukar .9220; vs. Seattle Pacific - Mohamed Abukar .4790; UCSD - Lorenzo Wade .1997; California - Mohamed Abukar .3060; UC Riverside - Kyle Spain .1700; at UC Santa Barbara - Brandon Heath .3290; San Diego - Mohamed Abukar .5412; at Western Michigan - Jer'Vaughn Johnson .0611; Arizona - Jerome Habel .0327; Campbell - Mohamed Abukar .1650; Loyola Marymount - Brandon Heath .2312; at Washington State - Lorenzo Wade .0745; Lafayette - Mohamed Abukar .2750; Wyoming - Kyle Spain .4615; at Brigham Young - Jerome Habel .0768; Colorado State - Kyle Spain .5237; New Mexico - Jerome Habel .3425; at Air Force - Kyle Spain .2564; at UNLV - Jon Pastorek .0502; Utah - Lorenzo Wade .2838; at TCU - Lorenzo Wade .3348; Air Force - Mohamed Abukar .1996; at Colorado State - Mohamed Abukar .2220; UNLV - Lorenzo Wade .2204; at Wyoming - Jerome Habel .2255; at New Mexico - Jerome Habel .2368.

Games Led Individual Win Share: Mohamed Abukar 8, Jerome Habel 5, Kyle Spain 5, Lorenzo Wade 5, Brandon Heath 2, Jer'Vaughn Johnson 1, Jon Pastorek 1.

2006-07 Win Share Ratings

WIN SHARES

Mohamed Abukar	+.41149
Brandon Heath	+.37575
Lorenzo Wade	+.33284
Kyle Spain	+.29203
Jerome Habel	+.27861
Richie Williams	+.20447
Jer'Vaughn Johnson	+.05323
Matt Thomas	+.03239
Brett Hoerner	+.00646
Brandon Martin	-.00249
David Velasquez	-.00285
Chris Lamb	-.03413
Jon Pastorek	-.04778
TEAM TOTAL	+.19.0000

MWC WIN SHARES

Kyle Spain	+.15578
Brandon Heath	+.15559
Lorenzo Wade	+.15436
Jerome Habel	+.14528
Mohamed Abukar	+.11150
Richie Williams	+.04308
Matt Thomas	+.03239
Jer'Vaughn Johnson	+.01074
John Pastorek	+.00467
David Velasquez	-.00285
Chris Lamb	-.00511
Brandon Martin	-.00544
TEAM TOTALS	+.08.0000

Season and Career Highs

► 1 • BRANDON HEATH

	Season	Career
Points	30 at UNM, 2-20-07	37 at UNLV, 1-15-05
Rebounds	10 at TCU, 1-31-07	10 at TCU, 1-31-07
Assists	7 vs. Campbell, 12-12-06	9 vs. UCSD, 11-27-04
Steals	5 vs. UCR, 11-21-06	5 - two times
Blocked Shots	1 vs. Utah, 1-27-07	1 - five times
Minutes	44 at UNM, 2-20-07	44 at UNM, 2-20-07

► 2 • JER'VAUGHN JOHNSON

	Season
Points	17 vs. Campbell, 12-12-06
Rebounds	6 vs. Campbell, 12-12-06
Assists	1 - three times
Steals	1 - three times
Blocked Shots	1 - three times
Minutes	19 at Saint Mary's, 11-11-06

► 3 • RICHIE WILLIAMS

	Season	Career
Points	18 at CSU, 2-10-07	19 at BYU, 2-22-06
Rebounds	8 vs. Lafayette, 12-30-06	9 vs. SDSU, 3-3-06
Assists	8 - three times	11 vs. SDSU, 3-3-06
Steals	6 vs. Utah, 1-27-07	6 vs. Utah, 1-27-07
Blocked Shots	1 - two times	1 - two times
Minutes	40 - three times	40 - three times

► 4 • JEROME HABEL

	Season
Points	23 vs. California, 11-18-06
Rebounds	12 at UNM, 2-20-07
Assists	3 at Western Michigan/vs. UC San Diego
Steals	2 vs. Colorado State, 1-15-07
Blocked Shots	4 at UNM, 2-20-07
Minutes	36 at Western Michigan, 12-2-06

► 5 • JON PASTOREK

	Season
Points	13 vs. UCSD, 11-15-06
Rebounds	5 at UNLV, 1-23-07
Assists	2 - two times
Steals	1 at Saint Mary's, 11-11-06
Blocked Shots	1 vs. UCSD, 11-15-06
Minutes	20 vs. UCSD, 11-15-06

► 10 • BRANDON MARTIN

	Season
Points	2 vs. Campbell, 12-12-06
Rebounds	5 vs. UCSD, 11-15-06
Assists	1 - two times
Steals	-
Blocked Shots	-
Minutes	7 vs. UCSD, 11-15-06

► 21 • MATT THOMAS

	Season	Career
Points	2 vs. Wyoming, 1-3-07	20 vs. Air Force, 2-28-05
Rebounds	2 at BYU, 1-6-07	10 vs. UNLV, 2-12-05
Assists	4 at BYU, 1-6-07	7 vs. So. Miss., 11-20-05
Steals	1 - two times	4 - two times
Blocked Shots	1 vs. Wyoming, 1-3-07	2 vs. UCSB, 12-17-05
Minutes	18 at BYU, 1-6-07	40 vs. UNLV, 2-12-05

► 30 • CHRIS LAMB

	Season	Career
Points	6 - two times	6 - two times
Rebounds	4 vs. UCSD, 11-15-06	4 vs. UCSD, 11-15-06
Assists	2 vs. UCSD, 11-15-06	2 vs. UCSD, 11-15-06
Steals	1 - two times	1 - three times
Blocked Shots	3 vs. UCSD, 11-15-06	3 vs. UCSD, 11-15-06
Minutes	23 vs. UCSD, 11-15-06	23 vs. UCSD, 11-15-06

► 33 • KYLE SPAIN

	Season	Career
Points	22 vs. CSU, 1-13-07	22 vs. CSU, 1-13-07
Rebounds	11 vs. SPU, 11-12-06	12 vs. Wyoming, 3-11-06
Assists	5 vs. Campbell, 12-12-06	5 vs. Campbell, 12-12-06
Steals	4 at Saint Mary's, 11-11-06	5 vs. UC SB, 12-17-05
Blocked Shots	3 at UNLV, 1-23-07	3 at UNLV, 1-23-07
Minutes	37 at Saint Mary's, 11-11-06	37 at Saint Mary's, 11-11-06

► 31 • LORRENZO WADE

	Season	Career
Points	21 vs. Campbell, 12-12-06	21 vs. Campbell, 12-12-06
Rebounds	12 vs. UNM, 1-17-07	12 vs. UNM, 1-17-07
Assists	8 at UNM, 2-20-07	8 at UNM, 2-20-07
Steals	5 vs. UNLV., 2-13-07	5 vs. UNLV, 2-13-07
Blocked Shots	4 vs. Lafayette, 12-30-06	4 vs. Lafayette, 12-30-06
Minutes	41 at UNM, 2-20-07	41 at UNM, 2-20-07

► 32 • DAVID VELASQUEZ

	Season
Points	-
Rebounds	-
Assists	-
Steals	-
Blocked Shots	-
Minutes	2 vs. Air Force, 2-6-07

► 34 • MOHAMED ABUKAR

	Season	Career
Points	26 vs. Lafayette, 12-30-06	26 - two times
Rebounds	10 - two times	10 - two times
Assists	4 - two times	5 vs. N'eastern, 12-22-03
Steals	2 vs. LMU, 12-16-06	3 - two times
Blocked Shots	3 vs. Utah, 1-27-07	3 - two times
Minutes	38 vs. San Diego, 11-29-06	38 vs. San Diego, 11-29-06

2006-07 Biggest Leads/Time in Lead

Date	Opponent	SDSU Result	SDSU Big Opp Big			SDSU in Opp in				Paint		Off TOs		2nd Ch.		Bench	
			Lead	Lead	Ties	LC	Lead	Lead	Tied	SD	Opp	SD	Opp	SD	Opp	SD	Opp
Nov. 10	~vs. Murray State	W 87-84	10	9	5	8	29:30	6:02	4:28	30	20	29	30	25	9	20	32
Nov. 11	~at Saint Mary's	W 74-73	9	8	7	9	15:00	21:02	3:58	36	36	19	13	10	22	8	7
Nov. 12	~vs. Seattle Pacific	W 76-73	12	5	8	8	21:47	10:36	7:37	26	28	13	10	10	8	2	8
Nov. 15	UC SAN DIEGO	W 84-48	42	0	0	0	39:08	0:00	0:52	26	16	14	15	18	13	22	28
Nov. 18	CALIFORNIA	W 86-79	11	3	4	4	35:50	2:18	1:52	38	34	19	14	7	12	31	21
Nov. 21	UC RIVERSIDE	W 79-45	35	3	0	1	38:39	1:07	0:14	42	18	16	11	11	6	27	11
Nov. 25	at UC Santa Barbara	W 76-72	8	8	2	4	18:21	19:49	1:50	28	30	16	11	17	5	13	6
Nov. 29	SAN DIEGO	W 79-76	10	7	6	10	25:53	8:30	5:37	36	32	21	9	8	21	14	27
Dec. 2	at Western Michigan	L 73-84	8	14	6	9	15:30	20:59	3:31	24	26	12	21	15	13	15	15
Dec. 9	#(14/15) ARIZONA	L 48-69	0	21	1	0	0:00	38:51	1:09	28	32	11	18	4	11	7	9
Dec. 12	CAMPBELL	W 119-82	39	7	0	1	29:40	9:08	1:12	66	32	26	29	14	15	46	29
Dec. 16	LOYOLA MARYMOUNT	W 74-63	21	4	3	2	32:15	4:34	3:11	22	12	13	25	4	10	16	11
Dec. 21	^at (rv/rv) Washington State	L 54-64	10	14	5	6	17:18	18:41	4:01	22	30	10	29	3	17	15	9
Dec. 30	LAFAYETTE	W 78-68	16	2	2	2	37:05	1:14	1:41	36	32	23	5	11	15	6	28
Jan. 3	*WYOMING	L 65-66	7	5	3	9	27:39	8:03	4:18	28	38	14	7	6	12	6	1
Jan. 6	*at Brigham Young	L 58-80	2	25	4	1	0:06	34:02	5:52	22	30	20	22	6	17	19	15
Jan. 13	*COLORADO STATE	W 81-76	11	3	5	8	32:42	4:12	3:06	34	32	15	13	14	13	8	15
Jan. 17	*NEW MEXICO	W 73-68	9	4	3	11	30:35	5:34	3:51	30	30	15	15	15	9	14	28
Jan. 20	*at (13/11) Air Force	L 51-56	1	9	0	4	0:43	37:32	1:45	20	10	9	17	9	5	17	2
Jan. 23	*at (rv/rv) UNLV	L 61-68	5	13	5	9	19:38	16:28	3:54	36	26	11	19	17	14	8	6
Jan. 27	*UTAH	W 63-53	10	11	9	6	17:46	14:14	8:00	28	18	17	15	8	10	17	13
Jan. 31	*at TCU	W 76-71	9	3	1	4	35:14	2:21	2:25	36	24	26	14	10	16	21	26
Feb. 6	*(15/13) AIR FORCE	W 62-41	24	0	1	0	37:33	0:00	2:27	26	22	17	8	13	0	10	19
Feb. 10	*at Colorado State	W 81-66	23	4	5	2	32:19	6:15	1:26	38	42	14	16	4	11	11	19
Feb. 13	*(rv/rv) UNLV	W 67-52	23	4	3	3	34:05	3:27	2:28	26	20	20	12	13	15	9	12
Feb. 17	*at Wyoming	L 71-80	6	13	5	8	5:53	31:08	2:59	28	42	15	11	8	8	1	13
Feb. 20	*at New Mexico	W-ot 81-74	7	10	11	15	21:05	17:22	6:33	38	28	19	20	10	18	3	17
Feb. 24	*(21/22) BRIGHAM YOUNG																
Feb. 27	*at Utah																
Mar. 3	*TCU																

~ - Shamrock Invitational (Moraga, Calif.). # - San Diego SLAM. * - Indicates Mountain West Conference Game. ^ - Game played at Key Arena (Seattle, Wash.).

Free Throw Superlatives

	FREE THROWS MADE STREAKS			FINAL 4 MINUTES & OVERTIME	
	ACTIVE	SEASON	CAREER	FTM-FTA	PCT.
Mohamed Abukar	2	21	21	46-49	93.9
Jerome Habel	0	4	4	13-22	59.1
Brandon Heath	4	17	21	56-71	78.9
Brett Hoerner	0	1	5	-	-
Jer'Vaughn Johnson	1	3	3	1-1	100.0
Chris Lamb	0	1	1	2-4	50.0
Jon Pastorek	2	2	2	-	-
Kyle Spain	0	20	20	21-28	75.0
Matt Thomas	0	0	13	3-4	75.0
Lorenzo Wade	1	9	9*	7-11	63.6
Richie Williams	2	14	14	39-52	75.0
SDSU TOTALS				188-241	78.0

* - With SDSU

2006-07 Offensive Leaders

Player	GP-GS	10+Pts.	20+Pts.	30+Pts.	10+Rebs.	15+Rebs.	10+Ast.	Double-Double	Led SDSU In (includes ties)				Personal W-L-T	
									Pts.	Rebs.	Ast.	Efficiency Win Share		
Mohamed Abukar	26-24	22	5	0	2	0	0	2	7	9	1	7	8	16-9-1
Jerome Habel	23-16	12	1	0	3	0	0	1	3	9	0	6	5	15-8
Brandon Heath	27-27	27	13	1	1	0	0	1	15	4	11	8	2	18-7-2
Brett Hoerner	2-0	0	0	0	0	0	0	0	0	0	0	0	0	2-0
Jer'Vaughn Johnson	25-1	1	0	0	0	0	0	0	0	0	0	0	1	11-12-2
Chris Lamb	18-4	0	0	0	0	0	0	0	0	0	0	0	0	6-7-5
Brandon Martin	9-0	0	0	0	0	0	0	0	0	0	0	0	0	1-5-3
Jon Pastorek	20-0	1	0	0	0	0	0	0	0	0	0	0	1	5-13-2
Kyle Spain	25-18	5	1	0	1	0	0	0	2	2	1	2	5	18-7
Matt Thomas	2-1	0	0	0	0	0	0	0	0	0	1	0	0	1-1
Lorrenzo Wade	27-18	17	1	0	2	0	0	2	1	8	3	6	5	18-6-3
David Velasquez	3-0	0	0	0	0	0	0	0	0	0	0	0	0	0-2-1
Richie Williams	27-26	6	0	0	0	0	0	0	0	3	15	1	0	16-11

Career Offensive Leaders

Player	GP	GS	10+Pts.	20+Pts.	30+Pts.	10+Rebs.	15+Rebs.	10+Ast.	Double-Double	Led SDSU In (includes ties)			
										Pts.	Rebs.	Ast.	Efficiency
Mohamed Abukar	85	45	41	10	0	2	0	0	2	12	10	2	10
Jerome Habel	23	16	12	1	0	3	0	0	1	3	9	0	6
Brandon Heath	119	114	106	51	4	1	0	0	1	56	8	43	22
Brett Hoerner	17	0	0	0	0	0	0	0	0	0	0	0	0
Jer'Vaughn Johnson	25	1	1	0	0	0	0	0	0	0	0	0	0
Chris Lamb	24	4	0	0	0	0	0	0	0	0	0	0	0
Brandon Martin	9	0	0	0	0	0	0	0	0	0	0	0	0
Jon Pastorek	20	0	1	0	0	0	0	0	0	0	0	0	0
Kyle Spain	53	43	18	1	0	4	0	0	2	4	4	2	6
Matt Thomas	59	18	7	1	0	1	0	0	1	2	2	8	2
Lorrenzo Wade	62	18	20	1	0	2	0	0	2	1	8	3	6
David Velasquez	3	0	0	0	0	0	0	0	0	0	0	0	0
Richie Williams	60	58	12	0	0	0	0	1	0	0	3	33	1

Current/Career High Offensive Leaders

Player	Current		Career		Current		Career		Current Streaks			Career Long Streaks		
	GP Strk	Last GP/DNP	Lg GP	GS Strk	Last GS/DNS	Lg GS	10+Pts.	20+Pts.	10+Rebs.	10+Pts.	20+Pts.	10+Rebs.		
Mohamed Abukar	7	DNP-1/23/07	29	5	DNS-1/31/07	21	-	-	-	12	2	1		
Jerome Habel	23	DNP-11/15/06	23	6	DNS-1/27/07	6	2	-	1	2	1	1		
Brandon Heath	119	DNP-3/21/03	119	79	DNS-12/21/04	79	52	1	-	52	5	1		
Brett Hoerner	0	GP-11/21/06	7	-	GS-none	-	-	-	-	-	-	-		
Jer'Vaughn Johnson	9	DNP-1/17/07	16	-	GS-12/21/06	1	-	-	-	1	-	-		
Chris Lamb	0	GP-2/17/07	12	-	GS-12/21/06	2	-	-	-	-	-	-		
Brandon Martin	0	GP-2/17/07	2	-	GS-none	-	-	-	-	-	-	-		
Jon Pastorek	3	DNP-2/10/07	10	-	GS-none	-	-	-	-	1	-	-		
Kyle Spain	13	DNP-12/30/06	22	-	GS-1/31/07	18	-	-	-	3	-	1		
Matt Thomas	0	GP-1/3/07	45	-	GS-1/6/07	8	-	-	-	2	1	1		
David Velasquez	0	DNP-2/10/07	2	-	GS-none	-	-	-	-	-	-	-		
Lorrenzo Wade	48	DNP-1/15/05	48	14	DNS-12/21/06	14	1	-	-	6	1	1		
Richie Williams	60	DNP-3/11/05	60	10	DNS-1/6/07	38	-	-	-	2	-	-		

2006-07 Miscellaneous Statistics

San Diego State's Record When...			
Category	2006-07 Season	Fisher Era	SDSU Streak
Home	12-2	83-41	Won 5
Away	5-6	30-66	Won 1
Neutral	2-0	11-7	Won 2
Scoring First	13-4		Won 4
Opponent Scores First	6-4		Won 1
Leading at Half	12-3	89-26	Won 4
Trailing at Half	3-5	25-87	Lost 5
Tied at Half	4-0	9-1	Won 6
Leading with 5:00 Left	19-1		Won 11
Trailing with 5:00 Left	0-7		Lost 26
Tied with 5:00 Left	-		Won 1
In Overtime	-	3-12	Won 2
SDSU Outrebounds Opp.	14-2	83-42	Won 3
SDSU is Outrebounded	4-6	38-69	Lost 1
Opp. Commits More TOs	12-3	74-34	Lost 1
SDSU Commits More TOs	6-4	42-72	Won 2
SDSU More FT Attempts	15-2	90-39	Won 7
Opp. More FT Attempts	3-4	30-73	Lost 1
SDSU Shoots Better than Opp.	16-3	98-26	Won 6
Opp. Shoots Better than SDSU	3-5	24-87	Lost 1
SDSU Shoots 50% or Better	8-0	47-12	Won 8
SDSU Shoots 40-50%	10-4	62-51	Won 1
SDSU Shoots 40% or Less	1-4	15-51	Won 1
Opp. Shoots 50% or Better	3-1	16-34	Lost 1
Opp. Shoots 40-50%	8-5	57-70	Won 2
Opp. Shoots 40% or Less	8-2	52-9	Won 5
SDSU Bench Outscores Opp.	7-4	61-44	Won 1
Opp. Bench Outscores SDSU	12-3	61-64	Won 1
SDSU Scores Less Than 60	0-4	4-34	Lost 4
SDSU Scores Between 60-69	3-2	30-46	Won 3
SDSU Scores Between 70-79	9-2	45-19	Lost 1
SDSU Scores Between 80-89	6-0	36-13	Won 6
SDSU Scores Between 90-99	-	8-2	Won 1
SDSU Scores 100+	1-0	1-0	Won 24
Opp. Scores Less Than 60	5-1	42-5	Won 3
Opp. Scores Between 60-69	4-4	45-25	Won 1
Opp. Scores Between 70-79	8-0	34-39	Won 14
Opp. Scores Between 80-89	2-3	3-28	Lost 2
Opp. Scores Between 90-99	-	0-14	Lost 24
Opp. Scores 100+	-	0-3	Lost 9
Wearing Black	4-5		Lost 1
Wearing Red	4-1		Won 1
Wearing White	11-2		Won 4
On Monday	-		Lost 2
On Tuesday	5-1		Won 3
On Wednesday	4-1		Won 2
On Thursday	0-1		Lost 2
On Friday	1-0		Won 3
On Saturday	8-5		Lost 1
On Sunday	1-0		Won 2
In November	8-0		Won 8
In December	3-3		Won 1
In January	4-4		Won 2
In February	4-1		Won 1
In March	-		Lost 1

LEADS AND DEFICITS

SDSU Biggest Halftime Lead	27 vs. UCSD (11-15-06)
SDSU Biggest Halftime Lead Lost	10 at Wahsington State (12-21-06)
SDSU Biggest Halftime Lead Lost in a Loss	10 at Wahsington State (12-21-06)
SDSU Biggest Halftime Deficit	16 vs. Arizona (12-9-06)
SDSU Biggest Halftime Deficit Overcome	6 at Air Force (1-20-07)
SDSU Biggest Halftime Deficit Overcome for Victory	4 at Saint Mary's (11-11-06)
SDSU Biggest Lead	42 vs. UCSD (11-15-06)
SDSU Biggest Lead Lost	10 vs. Murray State/at Washington St.
SDSU Biggest Lead Lost in a Loss	10 at Wahsington State (12-21-06)
SDSU Biggest Deficit	25 at Brigham Young (1-6-07)
SDSU Biggest Deficit Overcome	11 vs. Utah (1-27-07)
SDSU Biggest Deficit Overcome for Victory	11 vs. Utah (1-27-07)

DUNKS

	SEASON
Jerome Habel	.33
Lorenzo Wade	.21
Mohamed Abukar	.9
Kyle Spain	.7
Jer'Vaughn Johnson	.2
Brandon Heath	.1
Brett Hoerner	.1
Chris Lamb	.1
TOTAL	.75

TOP SCORING PERFORMANCES

30, Brandon Heath at New Mexico (2-20-07)
29, Brandon Heath at UCSB (11-25-06)
27, Brandon Heath vs. Murray State (11-10-06)
26, Brandon Heath vs. Wyoming (1-3-07)
26, Mohamed Abukar vs. Lafayette (12-30-06)
25, Brandon Heath vs. LMU (12-16-06)
23, Jerome Habel vs. California (11-18-06)
22, Brandon Heath at Wyoming (2-17-07)
22, Brandon Heath at TCU (1-31-07)
22, Kyle Spain vs. Colorado State (1-15-07)
22, Mohamed Abukar vs. San Diego (11-29-06)
22, Mohamed Abukar vs. California (11-18-06)
22, Mohamed Abukar vs. Seattle Pacific (11-12-06)

TOP REBOUNDING PERFORMANCES

12, Jerome Habel at New Mexico (2-20-07)
12, Lorenzo Wade vs. New Mexico (1-17-07)
11, Lorenzo Wade at UNLV (1-23-07)
11, Kyle Spain vs. Seattle Pacific (11-12-06)
10, Mohamed Abukar at Colorado State (2-10-07)
10, Brandon Heath at TCU (1-31-07)
10, Jerome Habel vs. Lafayette (12-30-06)
10, Jerome Habel vs. UC Riverside (11-21-06)
10, Mohamed Abukar vs. Seattle Pacific (11-12-06)
9, Kyle Spain at New Mexico (2-20-07)
9, Lorenzo Wade at New Mexico (2-20-07)
9, Lorenzo Wade at Wyoming (2-17-07)
9, Lorenzo Wade vs. Colorado State (1-15-07)
9, Jerome Habel vs. LMU (12-12-06)
9, Mohamed Abukar at UCSB (11-25-06)

TOP ASSISTS PERFORMANCES

8, Lorenzo Wade at New Mexico (2-20-07)
8, Richie Williams vs. Lafayette (12-30-06)
8, Richie Williams vs. UC Riverside (11-21-06)
8, Richie Williams vs. Murray State (11-10-06)
7, Richie Williams at New Mexico (2-20-07)
7, Richie Williams vs. New Mexico (1-17-07)
7, Brandon Heath vs. Campbell (12-12-06)
7, Brandon Heath vs. California (11-18-06)

TOP 3-POINT FG PERFORMANCES

5, Brandon Heath at New Mexico (2-20-07)
5, Brandon Heath at UCSB (11-25-06)
5, Brandon Heath vs. Murray State (11-10-06)

TOP EFFICIENCY POINT PERFORMANCES

29, Jrome Habel at New Mexico (2-20-07)
29, Brandon Heath at UC Santa Barbara (11-25-06)
29, Mohamed Abukar vs. Seattle Pacific (11-12-06)
28, Mohamed Abukar vs. California (11-18-06)
27, Lorenzo Wade at New Mexico (2-20-07)
27, Brandon Heath at TCU (1-31-07)
27, Lorenzo Wade vs. Campbell (12-12-06)
26, Mohamed Abukar vs. Campbell (12-12-06)
26, Brandon Heath vs. Murray State (11-10-06)

TOP WIN SHARE PERFORMANCES

92.20, Mohamed Abukar at Saint Mary's (11-11-06)
54.12, Mohamed Abukar vs. San Diego (11-29-06)
52.37, Kyle Spain vs. Colorado State (1-15-07)
47.90, Mohamed Abukar vs. Seattle Pacific (11-12-06)
46.15, Kyle Spain vs. Wyoming (1-3-07)
37.32, Kyle Spain at Saint Mary's (11-11-06)
34.25, Jerome Habel vs. New Mexico (1-17-07)
33.85, Matt Thomas vs. Wyoming (1-3-07)
33.48, Lorenzo Wade at TCU (1-31-07)
32.90, Brandon Heath at UC Santa Barbara (11-25-06)
30.60, Mohamed Abukar vs. California (11-18-06)

TOP PRA PERFORMANCES

38, Brandon Heath at TCU (1-31-07)
37, Brandon Heath at New Mexico (2-20-07)
36, Mohamed Abukar vs. Seattle Pacific (11-12-06)
35, Brandon Heath vs. Wyoming (1-3-07)
35, Brandon Heath at UC Santa Barbara (11-25-06)
35, Brandon Heath vs. Murray State (11-10-06)
33, Lorenzo Wade at New Mexico (2-20-07)
33, Mohamed Abukar vs. Lafayette (12-30-06)
33, Brandon Heath vs. LMU (12-16-06)
32, Mohamed Abukar vs. San Diego (11-29-06)
32, Mohamed Abukar vs. California (11-18-06)
31, Jerome Habel at New Mexico (2-20-07)
31, Brandon Heath at Saint Mary's (11-11-06)

GAMES MISSED DUE TO INJURY, ILLNESS

	SEASON
Matt Thomas	.25
Jerome Habel	.4
Brett Hoerner	.3
Mohamed Abukar	.1
Kyle Spain	.1
TOTAL	.34