




Crystal Lee  
Season Assists Leader



## Aztec Team Records

### Points

Game High - 132, vs. Utah St., 12/16/83  
 Game Low - 22, at Utah, 2/20/03  
 Season High - 2,600 (1988-89)  
 Season Low - 1,084 (1976-77)

### Scoring Average

Season High - 86.6 (2,597 pts. in 30 gm.), 1983-84  
 Season Low - 53.7 (1,503 pts in 28 gm.), 2003-04

### Field Goals

Game High - 58, Utah St., 12/16/83  
 Game Low - 8, at Utah, 2/20/03; vs. Utah, 2/5/04  
 Season High - 1,098 (1983-84)  
 Season Low - 421 (1976-77)

### Field Goals Attempts

Game High - 96, Utah St., 12/16/83  
 Game Low - 35, vs. LBSU, 1/23/82  
 Season High - 2,228 (1988-89)  
 Season Low - 1,321 (1976-77)

### Field Goal Percentage

Game High - .681 - 32-47 vs. Illinois St., 11/24/00  
 High Half - .836 - CS Fullerton, 1/14/82  
 Game Low - .190, vs. Utah, 2/5/04  
 Season High - .494, 1098-2221 (1983-84)  
 Season Low - .319, 421-1321 (1976-77)

### 3-Point Field Goals

Game High - 11, Navy, 11/25/01  
 Game Low - 0, many times  
 Season High - 130 (2003-04)  
 Season Low - 4 (1987-88)

### 3-Point Field Goal Attempts

Game High - 25, vs. New Mexico, 2/28/04  
 Game Low - 0, many times  
 Season High - 418 (2003-04)  
 Season Low - 24 (1987-88)

### Three-Point Field Goal Percentage

Game High - 1.000, many times, last vs. UNM, 3/11/94  
 Game Low - .000, many times  
 Season High - .404 (64-161) (1993-94)  
 Season Low - .146 (6-41) (1991-92)

### Free Throws

Game High - 31, Duquesne, 12/30/98  
 Game Low - 0, five times, last at Utah, 3/6/04  
 Season High - 527 (1988-89)  
 Season Low - 240 (1976-77)

### Free Throw Attempts

Game High - 45, Colorado, 1/9/80  
 Game Low - 0, vs. Utah, 1/25/03  
 Season High - 796 (1980-81)  
 Season Low - 395 (1976-77)

### Free Throw Percentage - (min. 10 att.)

Game High - 1.000 (20-20), vs. UCLA, 2/2/81  
 Game Low - .000, vs. CS Fullerton, 1/22/90; Wyo., 2/14/02  
 Season High - .745 (475-638) (1981-82)  
 Season Low - .512 (264-516) (1992-93)

### Rebounds

Game High - 76, Pepperdine, 12/12/77  
 Game Low - 14, vs. USC, 2/5/80  
 Season High - 1,479 (1988-89)  
 Season Low - 735 (1998-99)

### Assists

Game High - 34, vs. UTEP, 1/14/84; vs. UCSB, 1/7/84  
 Game Low - 1, vs. UC Irvine, 2/15/82  
 Season High - 637 (1983-84)  
 Season Low - 188 (1976-77)



### Turnovers

Game High - 48, vs. UCLA, 2/23/79  
 Game Low - 8, vs. Wyoming, 2/2/94  
 Season High - 726 (1985-86)  
 Season Low - 470 (2003-04)

### Personal Fouls

Game High - 34, vs. Cal Poly SLO, 12/18/76  
 Game Low - 6, vs. Virginia, 12/27/81  
 Season High - 674 (1985-86)  
 Season Low - 429 (1999-00)

## Opponent Records

### Points

Game High - 116, LBSU, 3/8/86  
 Game Low - 17, San Diego, 12/11/78  
 Season High - 2,423 (1985-86)  
 Season Low - 1,467 (1976-77)

### Scoring Average

Season High - 78.2 (2,423 pts. in 31 gm.), 1985-86  
 Season Low - 52.0 (1,559 pts in 30 gm.), 1996-97

### Field Goals

Game High - 47, LBSU, 2/10/86  
 Game Low - 8, San Diego, 12/11/78  
 Season High - 973 (1984-85)  
 Season Low - 421 (1976-77)

### Field Goal Attempts

Game High - 91, CS Fullerton, 2/1/78; Pepperdine, 12/12/77  
 Game Low - 31, San Diego, 12/11/78  
 Season High - 2,099 (1984-85)  
 Season Low - 1,321 (1976-77)

### Field Goal Percentage

Game High - .680 (34-50), UCLA, 1/25/79  
 Game Low - .208 (10-48), LMU, 12/17/94  
 Season High - .490 (905-1848) (1982-83)  
 Season Low - .352 (560-1591) (1994-95)

### 3-Point Field Goals Made

Game High - 13, at Wyoming, 2/21/04  
 Game Low - 0, many times, last vs. Cal State Northridge, 12/28/02  
 Season High - 141 (2003-04)  
 Season Low - 49 (1987-88)

### 3-Point Field Goal Attempts

Game High - 30, Radford, 3/23/89  
 Game Low - 0, many times  
 Season High - 404 (2000-01)  
 Season Low - 148 (1987-88)

### 3-Point Field Goal Percentage

Game High (min. 7) - .889 (8-9), UOP, 3/4/89  
 Game Low - .000, many times, last vs. Cal State Northridge, 12/12/02

Season High - .364, 71-195 (1989-90)  
 Season Low - .269, 76-283 (1996-97)

### Free Throws

Game High - 33, Louisiana Tech, 1/19/86  
 Game Low - 0, San Diego, 2/10/82  
 Season High - 467 (1994-95)  
 Season Low - 219 (1981-82)

### Free Throw Attempts

Game High - 48, Louisiana Tech, 1/19/86  
 Game Low - 2, San Diego, 1978; USIU, 1981  
 Season High - 743 (1994-95)  
 Season Low - 350 (1981-82)

### Free Throw Percentage

Game High (min. 10) - 1.000 (18-18), Cal State Northridge, 12/28/03  
 Game Low - .182 (2-11), UNLV, 1/21/88  
 Season High - .716, 360-503 (1993-94)  
 Season Low - .601, 252-419 (1979-80)

### Rebounds

Game High - 71, CS Fullerton, 1/25/83  
 Game Low - 14, Arizona, 1/31/81  
 Season High - 1,291 (1977-78)  
 Season Low - 894 (1978-79)

## Aztec Team Scoring Records

### Largest Victory Margin


(81) 98-17 vs. San Diego . . . . . 1978-79  
 (75) 112-37 vs. Hardin-Simmons . . . 1984-85  
 (70) 111-41 vs. Lewis-Clark State . . 1983-84  
 (68) 132-64 vs. Utah State . . . . . 1983-84  
 (62) 97-35 vs. Fresno State . . . . . 1994-95

### Largest Losing Margin

(65) 38-103 vs. Cal Poly Pomona . . 1976-77  
 (64) 45-109 vs. Stanford . . . . . 1989-90  
 (60) 44-104 vs. UCLA . . . . . 1977-78  
 (53) 45-98 vs. UCLA . . . . . 1976-77  
 (51) 42-93 vs. UCLA . . . . . 1976-77

### 100-Point Games

132 vs. Utah State (64) . . . . . 1983-84  
 122 vs. UC-Santa Barbara (62) . . . 1983-84  
 116 vs. Texas-El Paso (59) . . . . . 1983-84  
 112 vs. Hardin-Simmons (37) . . . . 1984-85  
 111 vs. Lewis-Clark State (41) . . . 1983-84  
 105 vs. Texas-El Paso (72) . . . . . 1982-83  
 104 vs. Arizona State (82) . . . . . 1984-85  
 103 vs. Pepperdine (81) . . . . . 1983-84  
 103 vs. N. Illinois (92) . . . . . 1987-88  
 101 vs. U. of Pacific (58) . . . . . 1987-88  
 101 vs. McNeese State (55) . . . . . 1990-91  
 101 vs. Colorado State (62) . . . . . 1991-92



**Diena Pels**

**Games Played**

Season - 36 by Diena Pels, Monica Rebbe, 1980-81  
 Career - 128, Marsha Overton, 1980-83

**Minutes Played**

Game - 50, Michelle Miles at UTEP, 1/19/91  
 Season - 1,244, Judy Porter, 1980-81  
 Career - 4,319, Judy Porter, 1980-83

**Points**

Game - 46, Tina Hutchinson vs. CSF, 1/10/84  
 Season - 898, Tina Hutchinson, 1983-84  
 Career - 2,318, Judy Porter, 1980-83

**Scoring Average**

Season - 29.9, Tina Hutchinson, 1983-84  
 (898/30 gm.)  
 Career - 23.3, Chana Perry, 1988-89  
 (1,445/62 games)

**Field Goals**

Game - 20, Tina Hutchinson vs. Utah St., 12/16/83; Chana Perry vs. Fresno St., 1/14/89  
 Season - 383, Tina Hutchinson, 1983-84  
 Career - 882, Judy Porter, 1980-83

**Field Goal Attempts**


Game - 38, Tina Hutchinson at LBSU, 3/7/84  
 Season - 717, Tina Hutchinson, 1983-84  
 Career - 1,685, Judy Porter, 1980-83

**Field Goal Percentage**

Game (Min. 10 attempts) - 1.000 (10-10), Heidi Bauer vs. Ariz., 2/26/82  
 Season (Min. 150 attempts) - .667 (156-234), Michelle Suman, 1991-92  
 Career (Min. 300 attempts) - .612 (524-858), Michelle Suman, 1992-95

**3-Point Field Goals**

Game - 8, Falisha Wright at Wyo., 2/25/93  
 Season - 77, Jamey Cox, 2002-03



**Tina Hutchinson**

**3-Point Field Goals (Cont.)**

Career - 249, Jamey Cox, 1999-2003

**3-Point Field Goal Attempts**

Game - 18, Jamey Cox vs. Wyoming, 2/8/03  
 Season - 237, Jamey Cox, 2002-03  
 Career - 693, Jamey Cox, 1999-2003

**3-Point Field Goal Percentage**

Season - .454, (49-108), Falisha Wright, 1991-92  
 Career - .382, (206-539), Falisha Wright, 1992-95

**Free Throws**

Game - 16, Tina Hutchinson vs. CSF, 1/10/84  
 Season - 183, Judy Porter, 1981-82  
 Career - 564, Judy Porter, 1980-83

**Free Throw Percentage**

Game (Min. 10 attempts) - 1.000 (10-10), Chana Perry vs. N. Ill., 1/2/88  
 Season - .920 (46-50), Lisa Stevens, 1986-87

**Rebounds**

Game - 27, Chana Perry vs. Nevada, 11/25/88  
 Season - 436, Judy Porter, 1980-81  
 Career - 1,498, Judy Porter, 1980-83

**Rebounding Average**


Season - 13.1, Chana Perry, 1988-89  
 (406/31 gm.)  
 Career - 12.5, Judy Porter, 1980-83  
 (1,498/120 gm.)

**Assists**

Game - 16, Crystal Lee at LBSU, 2/1/90  
 Season - 199, Crystal Lee, 1988-89  
 Career - 448, Falisha Wright, 1992-95

**Steals**

Game - 15, Tina Hutchinson vs. Ariz. St., 3/1/84



**Jamey Cox**

**Steals (Cont.)**


Season - 185, Tina Hutchinson, 1983-84  
 Career - 330, Judy Porter, 1980-83

**Blocks**

Game - 9, Michelle Suman vs. Utah, 3/11/95  
 Season - 87, Michelle Suman, 1994-95  
 Career - 251, Michelle Suman, 1992-95

**Consecutive Starts**

Career - 118, Michelle Suman, 11/23/91 to 3/16/95



**Michelle Suman**

**Points**

1. Tina Hutchinson vs. CS Fullerton, 1/10/84	.46
2. Chana Perry vs. Fresno St., 1/14/89	.45
Tina Hutchinson vs. Utah St., 12/16/83	.45
4. Kieishsha Garnes vs. Creighton, 3/8/91	.44
5. Chana Perry vs. N. Illinois, 1/2/98	.41
Tina Hutchinson vs. USC, 1/19/84	.41
7. Christina Murguia vs. USF, 1/7/93	.39
8. Kieishsha Garnes vs. Wyoming, 2/2/90	.38
Tina Hutchinson vs. Arizona St., 3/1/84	.38
Penny Toler vs. Arizona St., 2/16/95	.38

**Field Goals**

1. Chana Perry vs. Fresno St., 1/14/89	.20
Tina Hutchinson vs. Utah St., 12/16/83	.20
3. Tina Hutchinson vs. Long Beach St., 3/7/84	.19
4. Penny Toler vs. Arizona St., 2/16/85	.17
Kieishsha Garnes vs. Creighton, 2/2/92	.17
Kieishsha Garnes vs. Creighton, 3/8/91	.17
7. Kieishsha Garnes vs. Wyoming, 2/2/91	.16
Shelda Arceneaux vs. Pacific, 1/23/86	.16
9. Chana Perry vs. San Diego, 12/6/88	.15
Julie Evans vs. Long Beach St., 2/1/90	.15
Kieishsha Garnes vs. St. Louis, 12/24/90	.15
Kieishsha Garnes vs. Fresno St., 1/21/92	.15
Judy Porter vs. UTEP, 12/10/82	.15
Tina Hutchinson vs. Lewis-Clark, 12/2/83	.15
Tina Hutchinson vs. San Diego, 12/3/83	.15
Tina Hutchinson vs. Pepperdine, 12/27/83	.15
Tina Hutchinson vs. CS Fullerton, 1/10/84	.15
Tina Hutchinson vs. Stanford, 2/11/84	.15
Tina Hutchinson vs. Oregon, 3/16/84	.15
Shelda Arceneaux vs. UCLA, 1/28/86	.15
Falisha Wright vs. UCLA, 12/6/92	.15
Christina Murguia vs. San Francisco, 1/7/93	.15

**Free Throws**

1. Tina Hutchinson vs. CS Fullerton, 1/10/84	.16
2. Sophia Sledge vs. Duquesne, 12/30/98	.12
Atim Otii vs. Air Force, 2/21/02	.12
4. Atim Otii vs. Boston College, 12/21/98	.11
Olivia DiCamilli vs. Pittsburgh, 12/30/95	.11
Michelle Suman vs. St. John's, 12/11/92	.11
Debbie Holstad vs. Long Beach St., 1/29/79	.11
Gayle Shuttles vs. UC Irvine, 12/19/78	.11
9. Mary Apiafi vs. Portland, 11/20/99	.10
Shaneya Harris vs. Air Force, 2/6/97	.10
Falisha Wright vs. Utah, 1/12/95	.10
Rachelle Johnson vs. UTEP, 2/13/94	.10
Tanisha Knight vs. San Jose St., 12/6/00	.10

**Rebounds**

1. Chana Perry vs. Alabama St., 11/25/88	.27
2. Jessica Haynes vs. San Jose St., 1/16/88	.24
3. Judy Porter vs. Pepperdine, 11/22/80	.23
4. Jessica Haynes vs. Pacific, 1/4/88	.22
Judy Porter vs. UCLA, 2/2/82	.22
6. Judy Porter vs. San Diego, 2/26/81	.21
7. Chana Perry vs. Fresno St., 2/13/88	.20
Judy Porter vs. Colorado St., 1/9/81	.20
Judy Porter vs. CS Fullerton, 1/14/81	.20
Jessica Hayes vs. Pacific, 2/26/87	.20

**Assists**


1. Crystal Lee vs. Long Beach St., 2/1/90	.16
2. Crystal Lee vs. San Jose St., 3/1/90	.15
Michelle Miles vs. Creighton, 2/23/91	.15
4. Michelle Miles vs. Utah, 1/12/91	.14
Michelle Miles vs. UTEP, 2/16/91	.14
Michelle Miles vs. Fresno St., 1/21/92	.14
Shannon Lee vs. Illinois St., 11/24/00	.14
8. Crystal Lee vs. Long Beach St., 1/6/90	.13
Laura Dion vs. CS Fullerton, 2/15/80	.13
Maria Stack vs. CS Fullerton, 1/10/84	.13

**Steals**

1. Crystal Lee vs. Long Beach St., 2/1/90	.16
2. Tina Hutchinson vs. Lewis-Clark, 12/2/83	.14
Tina Hutchinson vs. San Diego, 12/6/82	.14
4. Tina Hutchinson vs. Oregon, 3/16/84	.10
Judy Porter vs. Pacific, 1/27/81	.10
Tina Hutchinson vs. UCLA, 1/28/84	.10
Shelda Arceneaux vs. San Diego, 12/21/86	.10
Jessica Haynes vs. UC Irvine, 1/9/88	.10
Jessica Haynes vs. UCLA, 1/21/88	.10
10. Theresa McGlade vs. CS Fullerton, 1/14/82	.9
Tina Hutchinson vs. Pomona, 11/21/84	.9
Shelda Arceneaux vs. UNLV, 2/1/86	.9
Jessica Haynes vs. Portland St., 12/12/86	.9
Michelle Miles vs. UTEP, 2/16/91	.9
Michelle Miles vs. San Diego, 11/23/91	.9
Judy Porter vs. N. Colorado, 12/11/79	.9
Judy Porter vs. Pepperdine, 11/20/80	.9

**Blocks**

1. Michelle Suman vs. Utah, 3/11/95	.9
2. Chana Perry vs. Hawai'i, 1/26/89	.8
3. Michelle Suman vs. UTEP, 3/10/95	.7
4. Mary Apiafi vs. Texas A&M-CC, 1/17/00	.6
Mary Apiafi vs. Portland, 11/20/99	.6
Michelle Suman vs. UTEP, 2/9/95	.6
Chana Perry vs. Fairfield, 11/27/88	.6
7. Michelle Suman vs. BYU, 3/5/92	.5
Brooke Meadows vs. San Diego, 12/6/88	.5
Judy Porter vs. Stanford, 3/8/83	.5
Judy Porter vs. Duke, 1/14/83	.5
Alyssa Fredrick twice, last vs. Rice, 2/19/98	.5
Tanisha Knight vs. San Jose St., 12/6/00	.5



Chana Perry



**Points**

1. Tina Hutchinson (1984) . . . . .	.898
2. Chana Perry (1989) . . . . .	.727
3. Chana Perry (1988) . . . . .	.718
4. Julie Evans (1990) . . . . .	.670
5. Kieishsha Garnes (1991) . . . . .	.661
6. Judy Porter (1981) . . . . .	.651
7. Judy Porter (1981) . . . . .	.645
8. Kieishsha Garnes (1992) . . . . .	.574
9. Diena Pels (1981) . . . . .	.561
10. Jessica Haynes (1988) . . . . .	.545

**Scoring Average**

1. Tina Hutchinson (1984) . . . . .	.29.9
2. Kieishsha Garnes (1991) . . . . .	.23.6
3. Chana Perry (1989) . . . . .	.23.5
4. Chana Perry (1988) . . . . .	.23.2
5. Judy Porter (1983) . . . . .	.22.6
6. Julie Evans (1990) . . . . .	.22.3
7. Kieishsha Garnes (1992) . . . . .	.20.5
8. Judy Porter (1982) . . . . .	.18.4
9. Jessica Haynes (1988) . . . . .	.18.2
10. Judy Porter (1981) . . . . .	.18.4

**Field Goals**

1. Tina Hutchinson (1984) . . . . .	.383
2. Julie Evans (1990) . . . . .	.293
3. Chana Perry (1989) . . . . .	.286
4. Chana Perry (1988) . . . . .	.278
5. Kieishsha Garnes (1991) . . . . .	.271
6. Judy Porter (1981) . . . . .	.255
7. Kieishsha Garnes (1992) . . . . .	.249
8. Judy Porter (1982) . . . . .	.234
9. Diena Pels (1981) . . . . .	.228
10. Jessica Haynes (1988) . . . . .	.213

**Field Goals Attempts**

1. Tina Hutchinson (1984) . . . . .	.717
2. Julie Evans (1990) . . . . .	.601
3. Chana Perry (1989) . . . . .	.549
4. Kieishsha Garnes (1991) . . . . .	.548
5. Chana Perry (1988) . . . . .	.504
6. Judy Porter (1991) . . . . .	.499
7. Jessica Haynes (1988) . . . . .	.485
8. Falisha Wright (1993) . . . . .	.470
9. Kieishsha Garnes (1992) . . . . .	.452
10. Judy Porter (1981) . . . . .	.445

**Field Goals Percentage**

1. Michelle Suman (1992) . . . . .	.667
2. Michelle Suman (1994) . . . . .	.649
3. Judy Porter (1983) . . . . .	.602
4. Melanie Usher (1990) . . . . .	.595
5. Michelle Suman (1995) . . . . .	.591
6. Alyssa Fredrick (1998) . . . . .	.577
7. Melanie Usher (1991) . . . . .	.571
8. Kieishsha Garnes (1992) . . . . .	.551
9. La-Taya Woods (1997) . . . . .	.548
10. Tina Hutchinson (1985) . . . . .	.546

**3-Point Field Goals**

1. Jamey Cox (2003) . . . . .	.77
2. Jamey Cox (2000) . . . . .	.69
3. Carmelia Bloodsaw (1991) . . . . .	.65
4. <b>Courtney Fritz (2004)</b> . . . . .	.63
5. Falisha Wright (1994) . . . . .	.62
6. Jamey Cox (2002) . . . . .	.53
7. Falisha Wright (1993) . . . . .	.51
8. Jamey Cox (2001) . . . . .	.50
9. Falisha Wright (1992) . . . . .	.49
10. Falisha Wright (1995) . . . . .	.44



Judy Porter

**3-Point Field Goal Attempts**

1. Jamey Cox (2003) . . . . .	.237
2. Carmelia Bloodsaw (1991) . . . . .	.212
3. Jamey Cox (2000) . . . . .	.174
4. <b>Courtney Fritz (2004)</b> . . . . .	.170
5. Falisha Wright (1994) . . . . .	.148
Jamey Cox (2002) . . . . .	.148
7. Falisha Wright (1995) . . . . .	.145
8. Sophia Sledge (1999) . . . . .	.144
9. Falisha Wright (1993) . . . . .	.138
10. Jamey Cox (2001) . . . . .	.134

**3-Point Field Goals Pct. (Min. 50 att.)**

1. Falisha Wright (1992) . . . . .	.49-108 (.454)
2. Falisha Wright (1994) . . . . .	.62-148 (.419)
3. Charley Murray (1998) . . . . .	.27-66 (.409)
4. Jurate Zukauskaite (1996) . . . . .	.35-88 (.399)
5. Jamey Cox (2000) . . . . .	.69-174 (.397)
6. Charley Murray (1999) . . . . .	.38-98 (.388)
7. Jamey Cox (2001) . . . . .	.50-134 (.373)
8. Kaly Gillette (1999) . . . . .	.29-78 (.372)
9. <b>Courtney Fritz (2004)</b> . . . . .	.63-170 (.371)
10. Falisha Wright (1993) . . . . .	.51-138 (.370)

**Free Throws**

1. Judy Porter (1982) . . . . .	.183
2. Chana Perry (1988) . . . . .	.162
3. Chana Perry (1989) . . . . .	.155
4. Judy Porter (1981) . . . . .	.145
5. Tina Hutchinson (1984) . . . . .	.132
6. Judy Porter (1983) . . . . .	.131
7. Kieishsha Garnes (1991) . . . . .	.119
8. Jessica Haynes (1988) . . . . .	.116
9. Diena Pels (1981) . . . . .	.105
10. Judy Porter (1980) . . . . .	.103

**Free Throw Attempts**

1. Judy Porter (1981) . . . . .	.268
2. Judy Porter (1982) . . . . .	.248
3. Chana Perry (1988) . . . . .	.206
4. Chana Perry (1989) . . . . .	.201
5. Judy Porter (1980) . . . . .	.191
6. Judy Porter (1983) . . . . .	.184

**Free Throw Attempts (Cont.)**

7. Tina Hutchinson (1984) . . . . .	.179
8. Diena Pels (1981) . . . . .	.176
9. Jessica Haynes (1988) . . . . .	.168
10. Kieishsha Garnes (1991) . . . . .	.166

**Free Throw Pct.**

1. Lisa Stevens (1987) . . . . .	.920
2. Julie Evans (1990) . . . . .	.884
3. Julie Evans (1989) . . . . .	.844
4. Marsha Overton (1983) . . . . .	.837
5. <b>Jessica Hueftl (2004)</b> . . . . .	.833
6. Jamey Cox (2003) . . . . .	.831
7. Jamey Cox (2000) . . . . .	.819
8. Sue Shue (1980) . . . . .	.818
9. Marci Blackman (1983) . . . . .	.814
10. Tina Hutchinson (1985) . . . . .	.813

**Rebounds**

1. Judy Porter (1981) . . . . .	.436
2. Judy Porter (1982) . . . . .	.427
3. Chana Perry (1989) . . . . .	.406
4. Chana Perry (1988) . . . . .	.391
5. Jessica Haynes (1988) . . . . .	.364
6. Judy Porter (1980) . . . . .	.355
7. Jessica Haynes (1987) . . . . .	.302
8. Tina Hutchinson (1984) . . . . .	.299
9. Kieishsha Garnes (1991) . . . . .	.295
10. Diena Pels (1981) . . . . .	.294

**Assists**

1. Crystal Lee (1989) . . . . .	.199
2. Maria Stack (1984) . . . . .	.191
3. Michelle Miles (1992) . . . . .	.190
4. Michelle Miles (1991) . . . . .	.177
5. Crystal Lee (1988) . . . . .	.169
6. Shannon Lee (2000) . . . . .	.166
7. Lakeysha Wright (1995) . . . . .	.165
8. Sandy Wright (1997) . . . . .	.162
9. Penny Toler (1985) . . . . .	.151
10. Sandy Wright (1996) . . . . .	.130

**Steals**

1. Tina Hutchinson (1984) . . . . .	.185
2. Jessica Haynes (1988) . . . . .	.127
3. Judy Porter (1982) . . . . .	.112
4. Falisha Wright (1994) . . . . .	.103
5. Jodi Nowlin-Tres (1996) . . . . .	.96
6. Jessica Haynes (1987) . . . . .	.94
7. Judy Porter (1981) . . . . .	.92
Diena Pels (1981) . . . . .	.92
9. Marsha Overton (1982) . . . . .	.88
10. Marsha Overton (1981) . . . . .	.87

**Blocks**

1. Michelle Suman (1995) . . . . .	.87
2. Michelle Suman (1994) . . . . .	.68
3. Chana Perry (1988) . . . . .	.64
4. Chana Perry (1989) . . . . .	.63
5. Michelle Suman (1993) . . . . .	.54
6. Brooke Meadows (1989) . . . . .	.47
7. Nicolette McCartney (2003) . . . . .	.45
8. Mary Apiafi (2000) . . . . .	.44
Jessica Haynes (1988) . . . . .	.44
10. Alyssa Fredrick (1998) . . . . .	.43



Falisha Wright



Jodi Nowlin-Tres



Kieishsha Garnes

**Points**

1. Judy Porter (1980-83) . . . . .2,318
2. Falisha Wright (1992-95) . . . . .1,733
3. Chana Perry (1988-89) . . . . .1,445
4. Jessica Haynes (1986-88) . . . . .1,395
5. Michelle Suman (1992-95) . . . . .1,341
6. Brooke Meadows (1986-89) . . . . .1,310
7. Jamey Cox (2000-03) . . . . .1,275
8. Marsha Overton (1980-83) . . . . .1,273
9. Tina Hutchinson (1984-85) . . . . .1,256
10. Christina Murguia (1992-95) . . . . .1,237

**Field Goals**

1. Judy Porter (1980-83) . . . . .882
2. Jessica Haynes (1986-88) . . . . .577
3. Chana Perry (1988-89) . . . . .564
4. Tina Hutchinson (1984-85) . . . . .536
- Brooke Meadows (1986-89) . . . . .536
6. Falisha Wright (1992-95) . . . . .634
7. Michelle Suman (1992-95) . . . . .524
- Shelda Arceneaux (1984-87) . . . . .524
9. Kieishsha Garnes (1991-92) . . . . .520
10. Marsha Overton (1980-83) . . . . .507

**Field Goal Attempts**

1. Judy Porter (1980-83) . . . . .1,685
2. Falisha Wright (1992-95) . . . . .1,656
3. Jessica Haynes (1985-87) . . . . .1,332
4. Marsha Overton (1980-83) . . . . .1,198
5. Jamey Cox (2000-03) . . . . .1,088
6. Brooke Meadows (1986-89) . . . . .1,083
7. Dee Dee Duncan (1983-86) . . . . .1,078
8. Christina Murguia (1992-95) . . . . .1,057
9. Chana Perry (1988-89) . . . . .1,053
10. Shelda Arceneaux (1984-87) . . . . .1,024

**Free Throws**

1. Judy Porter (1980-83) . . . . .564
2. Chana Perry (1988-89) . . . . .317
3. Michelle Suman (1992-95) . . . . .293
4. Falisha Wright (1992-95) . . . . .259
- Marsha Overton (1980-83) . . . . .259

**Free Throws (Cont.)**

6. Brooke Meadows (1986-89) . . . . .258
7. Jessica Haynes (1986-88) . . . . .238
8. Olivia DiCamilli (1994-98) . . . . .237
- Christina Murguia (1992-95) . . . . .219
10. Atim Otii (1998-2002) . . . . .201

**Free Throw Attempts**

1. Judy Porter (1980-83) . . . . .891
2. Michelle Suman (1992-95) . . . . .477
3. Chana Perry (1988-89) . . . . .407
4. Brooke Meadows (1986-89) . . . . .388
5. Falisha Wright (1992-95) . . . . .377
6. Jessica Haynes (1986-88) . . . . .372
7. Marsha Overton (1980-83) . . . . .363
8. Olivia DiCamilli (1994-98) . . . . .355
9. Christina Murguia (1992-95) . . . . .340
10. Atim Otii (1998-2002) . . . . .329

**3-Point Field Goals**

1. Jamey Cox (2000-03) . . . . .249
2. Falisha Wright (1992-95) . . . . .206
3. Sophia Sledge (1997-2001) . . . . .82
4. Carmelia Bloodsaw (1991) . . . . .65
- Charley Murray (1998-99) . . . . .65
6. **Courtney Fritz (2004-present)** . . . . .63
7. Ashonda Williams (2002-03) . . . . .60
8. Jodi Nowlin-Tres (1994-97) . . . . .57
9. Jurate Zukauskaite (1996-97) . . . . .46
10. Claire Swinbank (1999-2002) . . . . .38
- Michelle Elliott (2004-present)** . . . . .38

**Rebounds**

1. Judy Porter (1980-83) . . . . .1,498
2. Shelda Arceneaux (1984-87) . . . . .999
3. Jessica Haynes (1986-88) . . . . .932
4. Chana Perry (1988-89) . . . . .797
5. Michelle Suman (1992-95) . . . . .759
6. Brooke Meadows (1986-89) . . . . .693
7. Christina Murguia (1992-95) . . . . .692
8. Heidi Bauer (1981-85) . . . . .573
9. Jodi Nowlin-Tres (1994-97) . . . . .572

**Rebounds (Cont.)**

10. Anita Bundage (1998-2001) . . . . .566

**Assists**

1. Falisha Wright (1992-95) . . . . .448
2. Crystal Lee (1989-90) . . . . .413
3. Michelle Miles (1991-92) . . . . .367
4. Lakeysa Wright (1992-95) . . . . .358
5. Marsha Overton (1980-83) . . . . .356
6. Jamey Cox (2000-03) . . . . .341
7. Shannon Lee (1998-2001) . . . . .302
8. Shelda Arceneaux (1984-87) . . . . .299
9. Sandy Wright (1995-97) . . . . .292
10. Laura Dion (1978-80) . . . . .278

**Steals**

1. Judy Porter (1980-83) . . . . .330
2. Falisha Wright (1992-95) . . . . .324
3. Jessica Haynes (1986-88) . . . . .295
4. Marsha Overton (1980-83) . . . . .293
5. Tina Hutchinson (1984-85) . . . . .270
6. Shelda Arceneaux (1984-87) . . . . .253
7. Jodi Nowlin-Tres (1993-97) . . . . .234
8. Christina Murguia (1992-95) . . . . .191
9. Crystal Lee (1989-90) . . . . .180
10. Jamey Cox (2000-03) . . . . .160

**Blocks**

1. Michelle Suman (1991-95) . . . . .251
2. Judy Porter (1980-83) . . . . .137
3. Chana Perry (1988-89) . . . . .127
4. Jessica Haynes (1986-88) . . . . .114
5. Nicolette McCartney (2001-04) . . . . .108
6. Brooke Meadows (1986-89) . . . . .95
7. Toni Wallace (1984-85) . . . . .76
8. Atim Otii (1998-2002) . . . . .71
9. Mary Apiafi (1999-2000) . . . . .67
10. Atiya Williams (1993-96) . . . . .66

Points						
Year	Team Leader	Gm.	FGM	FTM	Pts.	PPG
1976-77	Jennie Hinkle	17	67	51	185	10.9
1977-78	Mary Jackson	27	190	69	449	16.6
1978-79	Mary Jackson	29	100	51	251	8.6
1979-80	Judy Porter	29	199	105	503	17.3
1980-81	Judy Porter	35	255	145	645	18.4
1981-82	Judy Porter	33	234	183	651	19.7
1982-83	Judy Porter	23	194	131	519	22.6
1983-84	Tina Hutchinson	30	383	132	898	29.9
1984-85	Penny Toler	30	180	63	423	14.1
1985-86	Jessica Haynes	27	188	57	433	16.0
1986-87	Jessica Haynes	29	176	65	417	14.4
1987-88	Chana Perry	31	278	162	391	23.2
1988-89	Chana Perry	31	286	155	727	23.5
1989-90	Julie Evans	30	293	84	670	22.3
1990-91	Kieishsha Garnes	28	271	119	661	23.6
1991-92	Kieishsha Garnes	28	249	76	574	20.5
1992-93	Falisha Wright	26	164	77	456	17.5
1993-94	Falisha Wright	31	147	52	408	13.2
1994-95	Falisha Wright	29	144	80	412	14.2
1995-96	Jodi Nowlin-Tres	28	180	40	425	15.2
1996-97	Jodi Nowlin-Tres	28	199	36	457	16.3
1997-98	Alyssa Fredrick	24	109	54	272	11.3
1998-99	Sophia Sledge	26	98	46	278	10.7
1999-00	Jamey Cox	27	121	59	370	13.7
2000-01	Jamey Cox	27	90	58	288	10.7
2001-02	Claire Swinbank	28	137	47	338	12.1
2002-03	Jamey Cox	27	109	49	344	12.7
2003-04	<b>Michelle Elliott</b>	27	125	46	334	12.4

Rebounds				
Year	Team Leader	Gm.	Rebs.	RPG
1976-77	Laurie Montag	20	144	7.2
1977-78	Mary Jackson	27	232	8.6
1978-79	Debbie Holstad	28	160	5.7
1979-80	Judy Porter	29	355	12.2
1980-81	Judy Porter	35	436	12.5
1981-82	Judy Porter	33	427	12.9
1982-83	Judy Porter	23	280	12.2
1983-84	Tina Hutchinson	30	299	10.0
1984-85	Shelda Arceneaux	30	280	9.3
1985-86	Shelda Arceneaux	28	282	10.1
1986-87	Jessica Haynes	29	320	10.4
1987-88	Chana Perry	31	391	12.6
1988-89	Chana Perry	31	406	13.1
1989-90	Melanie Usher	30	153	5.1
1990-91	Kieishsha Garnes	28	295	10.5
1991-92	Michelle Suman	29	252	8.7
1992-93	Christina Murguia	28	201	7.2
1993-94	Rachelle Johnson	31	252	8.1
1994-95	Christina Murguia	27	213	7.9
1995-96	Jodi Nowlin-Tres	28	222	7.9
1996-97	Olivia DiCamilli	30	202	6.7
1997-98	Courtney Bale	23	165	7.2
1998-99	Anita Bundage	26	169	6.5
1999-00	Mary Apiafi	28	255	9.1
2000-01	Anita Bundage	27	140	5.2
2001-02	Atim Otii	28	162	5.8
2002-03	Ashlee Dunlap	27	238	8.8
2003-04	Ashlee Dunlap	28	214	7.6

Assists				
Year	Team Leader	Gm.	Asst.	APG
1976-77	Tari Rhea	20	31	1.6
1977-78	Laura Dion	27	115	4.3
1978-79	Laura Dion	29	54	1.9
1979-80	Laura Dion	32	109	3.4
1980-81	Marsha Overton	35	120	3.4
1981-82	Theresa McGlade	33	90	2.7
1982-83	Marci Blackman	28	107	3.8
1983-84	Maria Stack	30	191	6.4
1984-85	Penny Toler	30	151	5.0
1985-86	Lisa Stevens	30	100	3.3

Assists (Cont.)					
1986-87	Jessica Haynes	29	92	3.2	
1987-88	Demetrice Davis	27	89	3.3	
1988-89	Crystal Lee	34	169	5.0	
1989-90	Crystal Lee	30	199	6.6	
1990-91	Michelle Miles	21	177	8.4	
1991-92	Michelle Miles	27	190	7.0	
1992-93	Lakeysha Wright	28	86	3.1	
1993-94	Falisha Wright	31	149	4.8	
1994-95	Lakeysha Wright	30	165	5.5	
1995-96	Sandy Wright	27	130	4.8	
1996-97	Sandy Wright	28	162	5.8	
1997-98	Charlie Murray	25	87	3.5	
1998-99	Shannon Lee	25	70	2.8	
1999-00	Shannon Lee	28	166	5.9	
2000-01	Jamey Cox	27	106	3.9	
2001-02	Jamey Cox	28	111	4.0	
2002-03	Amber Fouse	23	57	2.5	
2003-04	<b>Michelle Elliott</b>	27	51	1.9	

Steals					
Year	Team Leader	Gm.	Sts.	SPG	
1980-81	Judy Porter	35	80	2.3	
1981-82	Judy Porter	33	112	3.4	
1982-83	Judy Porter	23	80	3.5	
1983-84	Tina Hutchinson	30	185	6.2	
1984-85	Tina Hutchinson	21	85	4.0	
1985-86	Shelda Arceneaux	28	84	3.0	
1986-87	Jessica Haynes	29	94	3.2	
1987-88	Jessica Haynes	30	127	4.2	
1988-89	Chana Perry	31	74	2.4	
1989-90	Crystal Lee	30	82	2.7	
1990-91	Carmelia Bloodsaw	28	47	1.7	
1991-92	Falisha Wright	29	71	2.4	
1992-93	Falisha Wright	26	69	2.7	
1993-94	Falisha Wright	31	103	3.3	
1994-95	Falisha Wright	29	81	2.8	
1995-96	Jodi Nowlin-Tres	28	94	3.4	
1996-97	Jodi Nowlin-Tres	28	96	3.4	
1997-98	Shaneya Harris	25	39	1.6	
1998-99	Shannon Lee	25	58	2.3	
1999-00	Mary Apiafi	28	64	2.3	
2000-01	Jamey Cox	27	39	1.4	
2001-02	Claire Swinbank	28	64	2.3	
2002-03	Ashlee Dunlap	27	50	1.9	
2003-04	<b>Veronica Shaw</b>	25	38	1.5	
	Ashlee Dunlap	28	38	1.4	

Blocks					
Year	Team Leader	Gm.	Blks.	BPG	
1980-81	Judy Porter	35	38	1.1	
1981-82	Judy Porter	33	31	0.9	
1982-83	Judy Porter	23	39	1.7	
1983-84	Toni Wallace	26	38	1.5	
1984-85	Toni Wallace	29	38	1.3	
1985-86	Jessica Haynes	29	35	1.2	
1986-87	Jessica Haynes	29	35	1.2	
1987-88	Chana Perry	31	64	2.1	
1988-89	Chana Perry	31	63	2.0	
1989-90	Melanie Usher	28	21	0.8	
1990-91	Kieishsha Garnes	28	25	0.9	
1991-92	Michelle Suman	29	42	1.4	
1992-93	Michelle Suman	28	54	1.9	
1993-94	Michelle Suman	31	68	2.2	
1994-95	Michelle Suman	30	87	2.9	
1995-96	Jodi Nowlin-Tres	28	17	0.6	
1996-97	Courtney Bale	30	16	0.5	
1997-98	Alyssa Fredrick	24	43	1.8	
1998-99	Mary Apiafi	26	23	0.9	
1999-00	Mary Apiafi	28	44	1.6	
2000-01	Tanisha Knight	25	28	1.1	
2001-02	Atim Otii	28	20	0.7	
2002-03	Nicolette McCarnty	27	45	1.7	
2003-04	Nicolette McCarnty	28	32	1.1	

### Aztec Year-By-Year Team Overall Statistics

Year	GP	Min	FG-A	Pct	3FG-A	Pct	FT-A	Pct	REBOUNDS				PF	FO	A	TO	Blk	Stl	Pts	Avg
									Off	Def.	Tot.	Avg								
1977-78	28	N/A	795-1899	.419	N/A	N/A	317-530	.598	N/A	N/A	1336	<b>47.7</b>	552	19	434	-	-	-	1907	68.1
1978-79	29	-	653-1598	.408	N/A	N/A	331-497	.665	N/A	N/A	930	32.0	561	5	290	526	-	-	1635	56.3
1979-80	32	6500	832-1899	.438	N/A	N/A	431-680	.634	N/A	N/A	1229	38.4	531	-	469	638	-	-	2095	65.5
1980-81	<b>36</b>	<b>7190</b>	919-2009	.457	N/A	N/A	486-796	.611	N/A	N/A	1351	37.5	553	16	559	636	72	346	2324	64.6
1981-82	33	6202	847-1855	.457	N/A	N/A	475-638	<b>.745</b>	N/A	N/A	1119	33.9	472	10	458	568	58	381	2169	65.7
1982-83	28	5625	937-1831	.457	N/A	N/A	373-516	.723	N/A	N/A	981	35.0	527	9	471	515	82	341	2047	73.1
1983-84	30	6025	<b>1098-2221</b>	.494	N/A	N/A	401-607	.661	N/A	N/A	1301	43.4	633	21	<b>637</b>	554	139	<b>555</b>	2597	86.6
1984-85	30	5925	973-2099	.464	N/A	N/A	428-633	.676	N/A	N/A	1306	43.5	623	16	581	570	109	349	2374	<b>79.1</b>
1985-86	31	6200	897-2010	.446	N/A	N/A	389-607	.641	N/A	N/A	1303	42.0	<b>674</b>	18	472	726	102	290	2183	70.4
1986-87	29	5825	783-1839	.426	N/A	N/A	376-542	.694	-	-	1222	42.1	519	8	393	590	104	288	1942	67.0
1987-88	31	6200	918-2024	<b>.552</b>	4-24	.167	525-773	.679	-	-	1427	46.0	516	9	439	621	<b>162</b>	356	2365	76.3
1988-89	34	6850	<b>1032-2228</b>	.463	9-45	.200	<b>527-710</b>	.742	<b>510</b>	<b>830</b>	<b>1479</b>	43.5	612	15	608	624	145	303	<b>2600</b>	76.5
1989-90	30	6000	746-1749	.427	6-41	.146	337-505	.667	312	556	1035	34.5	578	16	438	641	49	287	1835	61.2
1990-91	28	5725	795-1870	.425	88-310	.284	364-586	.621	418	655	1191	42.5	488	11	432	515	71	306	2042	72.9
1991-92	29	5782	873-1802	.485	65-161	<b>.404</b>	362-562	.644	425	694	1209	41.7	522	14	507	590	88	320	2173	74.9
1992-93	28	5583	706-1701	.415	56-177	.316	313-516	.607	381	614	995	35.5	564	22	361	489	110	323	1781	63.6
1993-94	31	6171	872-1662	.525	81-228	.355	417-651	.641	452	655	1107	35.7	531	6	512	525	117	404	2243	72.4
1994-95	30	5998	797-1807	.441	84-289	.291	404-677	.597	413	688	1240	41.3	646	21	490	559	159	385	2082	69.4
1995-96	28	5600	737-1618	.456	99-327	.303	324-533	.608	376	545	1041	37.2	570	<b>23</b>	430	591	50	378	1897	67.8
1996-97	30	5939	771-1754	.440	75-266	.282	409-666	.614	417	606	1134	37.8	555	12	490	578	80	410	2026	67.5
1997-98	25	5023	584-1365	.428	76-243	.313	350-535	.654	284	512	895	35.8	439	6	327	528	92	203	1594	63.8
1998-99	26	5200	569-1440	.395	120-389	.308	352-541	.651	302	433	867	33.3	507	7	342	598	60	297	1610	61.9
1999-00	28	5600	567-1404	.404	103-304	.339	364-562	.648	351	625	976	34.9	429	8	357	631	93	238	1601	57.2
2000-01	28	5600	613-1461	.420	101-301	.336	350-558	.627	333	600	933	33.3	510	15	406	547	88	246	1677	59.9
2001-02	28	5600	619-1600	.387	124-373	.332	286-438	.653	361	618	979	35.0	522	19	380	527	85	276	1648	58.9
2002-03	27	5475	553-1458	.379	121-388	.312	271-441	.615	302	583	885	32.8	500	19	312	510	99	235	1498	55.5
2003-04	28	5600	542-1426	.380	<b>130-418</b>	.311	289-456	.634	267	632	899	32.1	513	19	295	<b>470</b>	82	205	1503	53.7

### Aztec Year-By-Year Team Conference Statistics

Year	GP	Min	FG-A	Pct	3FG-A	Pct	FT-A	Pct	REBOUNDS				PF	FO	A	TO	Blk	Stl	Pts	Avg
									Off	Def.	Tot.	Avg								
1977-78	8	N/A	195-525	.371	N/A	N/A	104-157	.662	N/A	N/A	339	42.4	160	5	95	-	-	-	494	61.8
1978-79	8	-	147-416	.353	N/A	N/A	85-120	.708	N/A	N/A	254	31.7	153	-	66	<b>173</b>	-	-	377	47.1
1979-80	12	-	-	.440	N/A	N/A	-	.634	N/A	N/A	-	-	-	-	-	-	-	-	-	64.4
1980-81	12	2403	299-676	.442	N/A	N/A	152-254	.598	N/A	N/A	414	34.5	161	3	182	199	19	105	750	62.5
1981-82	12	2398	285-626	.455	N/A	N/A	198-269	<b>.736</b>	N/A	N/A	369	30.8	184	5	161	223	23	111	768	64.0
1982-83	14	2800	396-897	.441	N/A	N/A	161-251	.641	N/A	N/A	454	32.4	281	6	205	263	40	176	953	68.1
1983-84	-	-	-	-	N/A	N/A	-	-	N/A	N/A	-	-	-	-	-	-	-	-	-	-
1984-85	14	-	-	.464	N/A	N/A	-	.676	N/A	N/A	-	-	-	-	272	-	-	-	1108	<b>79.1</b>
1985-86	14	2753	422-942	.448	N/A	N/A	176-264	.667	N/A	N/A	512	36.6	313	10	203	311	42	147	1020	72.9
1986-87	18	3625	484-1113	.435	N/A	N/A	252-360	.700	-	-	749	41.6	319	3	249	382	67	178	1220	67.8
1987-88	<b>20</b>	<b>4000</b>	<b>576-1305</b>	.441	3-18	.167	<b>330-481</b>	.686	-	-	<b>884</b>	<b>44.2</b>	331	6	275	375	<b>109</b>	237	<b>1485</b>	74.3
1988-89	18	3600	518-1130	.458	4-22	.182	265-375	.707	<b>248</b>	<b>422</b>	743	41.3	324	7	<b>312</b>	346	77	167	1305	72.5
1989-90	18	3600	461-1023	.451	3-26	.115	192-294	.653	175	345	585	32.5	<b>343</b>	8	280	376	20	187	1117	62.1
1990-91	12	2525	337-797	.423	48-155	.310	166-260	.639	181	284	506	42.2	193	6	195	216	23	124	888	74.0
1991-92	14	2800	436-852	<b>.512</b>	45-100	<b>.450</b>	179-279	.642	199	333	574	41.0	259	7	263	271	52	128	1096	78.3
1992-93	14	2790	259-857	.419	28-89	.315	142-248	.573	187	301	542	38.7	275	11	179	214	49	159	888	63.4
1993-94	14	2759	405-869	.466	36-112	.321	198-303	.653	194	307	501	35.8	243	2	230	192	95	<b>240</b>	1044	74.6
1994-95	14	2794	407-849	.479	35-106	.330	195-313	.623	186	302	534	38.1	275	2	254	211	67	197	1044	74.6
1995-96	14	2800	364-823	.442	48-163	.294	155-269	.576	208	252	519	37.1	294	<b>17</b>	207	265	25	169	931	66.5
1996-97	16	3196	440-939	.469	41-136	.301	221-347	.637	217	328	607	37.9	282	5	272	298	35	230	1142	71.4
1997-98	14	2798	310-762	.407	48-162	.296	195-268	.728	154	261	469	33.5	244	5	171	294	52	114	863	61.6
1998-99	14	2815	319-777	.411	62-208	.298	162-252	.643	150	218	446	31.9	248	2	199	305	32	186	862	61.6
1999-00	14	2800	296-730	.405	<b>64-185</b>	.346	139-238	.584	174	300	474	33.9	215	7	192	300	37	119	795	56.8
2000-01	14	2800	286-714	.401	49-153	.320	162-266	.609	170	269	439	31.4	235	5	187	276	37	109	783	55.9
2001-02	14	2800	282-822	.343	60-195	.308	127-202	.629	197	286	483	34.5	278	10	156	241	35	134	751	53.6
2002-03	14	2800	260-716	.363	60-207	.290	131-207	.633	136	288	424	30.3	247	8	145	257	40	102	711	50.8
2003-04	14	2800	264-705	.374	<b>62-210</b>	.295	108-185	.584	120	301	421	30.1	249	8	141	223	39	98	698	49.9

**Bold** indicates SDSU season records.