

MEN'S BASKETBALL

100TH SEASON

1921



2021

SAN DIEGO STATE AZTECS

2020-21 MEN'S BASKETBALL MEDIA GUIDE



SENIOR JORDAN SCHAKEL IS ONE OF THE BEST SHOOTERS IN PROGRAM HISTORY. HIS .409 THREE-POINT FIELD GOAL PERCENTAGE AND .846 FREE THROW PERCENTAGE BOTH RANK NO. 3 ALL-TIME.



IN HIS FIRST THREE SEASONS, BRIAN DUTCHER HAS LED THE AZTECS TO A 73-26 RECORD, TWO MOUNTAIN WEST CHAMPIONSHIPS, THE NCAA TOURNAMENT AND HAD HIS TEAM RANKED AS HIGH AT NO. 4 IN THE NATION.



IN 2019-20, SAN DIEGO STATE WON ITS RECORD 12TH MOUNTAIN WEST MEN'S BASKETBALL CHAMPIONSHIP.



SENIOR MATT MITCHELL IS THE 34TH PLAYER TO SCORE 1,000 POINTS IN HIS AZTEC CAREER.

MOST MOUNTAIN WEST CHAMPIONSHIPS WON BY ITS CURRENT INSTITUTIONS

SAN DIEGO STATE	12
NEW MEXICO	8
NEVADA	4
UNLV	4
UTAH STATE	3
WYOMING	3
AIR FORCE	1
BOISE STATE	1
COLORADO STATE	1
FRESNO STATE	1
SAN JOSE STATE	0

LONGEST CURRENT ROAD WINNING STREAKS IN DIVISION I ENTERING 2020-21

SAN DIEGO STATE	12
KANSAS	10
STEPHEN F. AUSTIN	10
DAYTON	9
VERMONT	9
NEW MEXICO STATE	8
EAST TENNESSEE STATE	8

NOTE: SAN DIEGO STATE AND DAYTON ARE THE ONLY TEAMS WHOSE STREAK DATES BACK TO THE 2018-19 SEASON. TRACKED BY DAYS SINCE ITS LAST LOSS, SAN DIEGO STATE'S STREAK IS 10 DAYS LONGER THAN DAYTON'S.



BEST WINNING PERCENTAGE IN MOUNTAIN WEST HISTORY AMONG CURRENT INSTITUTIONS

SAN DIEGO STATE	459-235 (.661)
UNLV	432-252 (.632)
NEW MEXICO	420-261 (.617)
NEVADA	165-104 (.613)
BOISE STATE	176-115 (.605)
UTAH STATE	137-91 (.601)
FRESNO STATE	147-116 (.559)
COLORADO STATE	346-319 (.520)
WYOMING	347-324 (.517)
AIR FORCE	300-344 (.466)
SAN JOSE STATE	47-167 (.220)

Table of Contents



MOUNTAIN WEST-RECORD 12-TIME CONFERENCE CHAMPIONS



Introduction

Media Information 2 • Rosters 3 • Schedule 4 • Broadcast Roster 5 • Aztecs in the Pros 6 • Viejas Arena 8 • Jeff Jacobs JAM Center 10 • Kawhi Leonard Jersey Retirement 12 • Mountain West 4

Coaches and Staff

Brian Dutcher 16 • Dave Velasquez 20 • Chris Acker 21 • Jay Morris 22 • Mark Fisher 23 • Matt Soria 24 • JD Pollock 25 • Support Staff 26

Players

Aguek Arop 30 • Jared Barnett 33 • Keshad Johnson 35 • Nathan Mensah 37 • Matt Mitchell 40 • Trey Pulliam 44 • Jordan Schakel 46 • Adam Seiko 50 • Terrell Gomez 53 • Joshua Tomaić 56 • Lamont Butler 59 • Keith Dinwiddie Jr. 59 • Che Evans 60 • Cade Alger 60 • Derek Morhar 61 • Triston Broughton 61 • Tyler Broughton 62

2019-20 Review

Season Review 64 • Results 67 • Game-By-Game Statistics 71 • Miscellaneous Statistics 76 • Departed Aztecs Bios 78 • Box Scores and Recaps 82 • Mountain West Statistics 93

Records

Team 96 • Team Season 98 • Individual Game 100 • Top Game Performances 102 • Individual Season 104 • Individual Career 107 • Freshman 110 • Mountain West 111 • Viejas Arena 113

History

Year-By-Year Results 116 • vs. All Opponents 130 • All-Time Series 131 • Series Superlatives 141 • vs. Division I Conferences 142 • Jersey Numbers 144 • Year-By-Year Summary 146 • AP National Rankings 149 • vs. Nationally Ranked 150 • Statistical History 152 • Awards & Honors 154 • Aztec Hall of Fame 156 • Retired Jerseys 159 • 1,000-Point Scorers 160 • Annual Stat Leaders 166 • Letterwinners 168 • Individual Div. I Stats 170 • National Postseason 175 • Conference Tournaments 186 • Attendance/Home Record 189 • Rallies/Clutch Shots 190

University

SDSU 192 • Dr. Adela de la Torre 195 • John David Wicker 196 • Broadcast Partners 197 • Media Information 198 • Viejas Arena 199

The 2020-21 SDSU Men's Basketball Media Guide

The 2020-21 San Diego State University Men's Basketball Media Guide is a publication of the SDSU athletics media relations office. The publication was written, edited and designed by assistant media relations director Richard Stern and senior associate athletic director/communications and media relations Mike May.

Assistance was provided by assistant athletic director Mike May and assistant media relations directors Jim Solien.

Cover design by San Diego State Athletics.

Photography

Ernie Anderson, Ken Jacques, Stan Liu, Derrick Tuskan, Colleen Humel, Raymond Gorscope, Mountain West, NCAA Photos, NBA Photos, NBAE/Getty Images, Philadelphia 76ers and the Associated Press.

INTRODUCTION

COACHES & STAFF

PLAYERS

2019-20 REVIEW

RECORDS

HISTORY

UNIVERSITY

AZTEC BASKETBALL MEDIA GUIDE

Media Information



MOUNTAIN WEST-RECORD 12-TIME CONFERENCE CHAMPIONS

General Information

Location	San Diego, Calif., 92182
Founded	1897
Enrollment	35,578
Nickname	Aztecs
Colors	Scarlet and Black
PMS Color	185
Arena	Viejas Arena at Aztec Bowl
Opened	1997
Capacity	12,414
Affiliation	NCAA Division I
Conference	Mountain West
President	Adela de la Torre
Athletics Director	John David Wicker
Alma Mater (Year)	Mississippi State (1992)
Athletic Department Phone	619-594-3019
Ticket Office Phone	619-283-7378 or 619-283-SDSU

History

Seasons of Basketball	Entering 100th
First Season of Basketball	1921-22
All-Time Record	1,515-1,127-1
NCAA Tournament Appearances	14
Seasons of Division I Basketball	Entering 51st
First Season of Division I Basketball	1970-71
All-Time Division I Record	827-682
NCAA Division I Tournament Appearances	12
Last NCAA Appearance	2018
NIT Appearances	6
Last NIT Appearance	2016

Media Relations

Sr. Assoc. AD/Communications & Media Relations	Mike May
May Cell Phone	619-957-8372
May E-mail	mmay@sdsu.edu
Assistant Media Relations Director	Richard Stern
Stern Cell Phone	408-318-8111
Stern E-mail	rstern@sdsu.edu
SID Mailing Address	Aztec Media Relations Fowler Athletics Center 5302 55th Street, Suite 3014 San Diego State University San Diego, CA 92115
SID Main Office Number	619-594-5547
SID Fax Number	619-582-6541

Basketball Staff

Head Coach	Brian Dutcher
Alma Mater (Year)	Minnesota (1982)
Record at SDSU (Years)	73-26 (3)
Record Overall (Years)	73-26 (3)
Basketball Office Phone	619-594-6249
Best Time to Contact Brian Dutcher	Contact Mike May
Assistant Coach	Chris Acker
Alma Mater (Year)	University of Phoenix (2010)
Assistant Coach	Dave Velasquez
Alma Mater (Year)	San Diego State (2007)
Assistant Coach	Jay Morris
Alma Mater (Year)	CSU Dominguez Hills (2010)
Assistant to the Head Coach	Mark Fisher
Alma Mater (Year)	Michigan (2001)
Director of Basketball Operations	Matt Soria
Alma Mater (Year)	San Diego State (2002)
Director of Player Development	JD Pollock
Alma Mater (Year)	Kennesaw State (2009)
Basketball Trainer	Sergio Ibarra
Alma Mater (Year)	Alfred University (2006)
Graduate Student Manager	Michael Sohikish
Alma Mater (Year)	San Diego State (2019)
Administrative Assistant	Leana DeKock

Team Information

	Total	Home	Away	Neu.
2019-20 Record	30-2	14-1	11-0	5-1
2019-20 MW Record	17-1	8-1	9-0	
Mountain West Finish				1st
MW Tournament				Runner-Up (2-1)
Postseason				NA
Postseason Finish				NA
Final Top-25 Ranking				No. 6 (AP & Coaches)
Starters Returning/Lost				2/3
Letterwinners Returning/Lost				7/5

Media Information

Radio Station	101.5 KGB/XTRA 1360 AM
Play-By-Play Announcer	Ted Leitner
PBP Phone Number	858-560-6671
Video Footage Contact	Jason Bott
VFC Phone Number	619-594-2428
Beat Writer	Mark Zeigler
	San Diego Union-Tribune 619-293-1341

Media Services

SID Office Phone	619-594-5547
SID Office Fax	619-582-6541
Viejas Arena Press Row	619-265-5853
Website	GoAztecs.com
Twitter	@Aztec_MBB
Facebook	facebook.com/goaztecs
Instagram	@aztec_mbb
YouTube	youtube.com/goaztecscom

2020-21 Roster Breakdown

Starters Returning (3)

Player	Ht.	Wt.	Cl.	Pos.	PPG	RPG
Nathan Mensah	6-10	230	Jr.	F	6.9	6.8
Matt Mitchell	6-6	235	Sr.	F	12.2	4.8
Jordan Schakel	6-6	200	Sr.	G	10.0	1.0

Total Letterwinners Returning (7)

Player	Ht.	Wt.	Cl.	Pos.	PPG	RPG
Aguek Arop	6-6	220	Jr.	F	3.0	2.2
Keshad Johnson	6-7	210	So.	F	1.9	1.7
Nathan Mensah	6-10	230	Jr.	F	6.4	6.4
Matt Mitchell	6-6	235	Sr.	F	12.2	4.8
Trey Pulliam	6-3	180	Sr.	G	3.3	1.9
Jordan Schakel	6-6	200	Sr.	G	10.0	1.0
Adam Seiko	6-3	210	Jr.	G	2.9	1.0

Others Returning (1)

Player	Ht.	Wt.	Cl.	Pos.	PPG	RPG
Jared Barnett	6-1	145	So.	G	0.3	0.0

Newcomers (9)

Player	Ht.	Wt.	Cl.	Pos.
Cade Alger	6-9	190	Rfr.	F
Triston Broughton	6-4	190	Fr.	G
Tyler Broughton	6-4	190	Fr.	G
Lamont Butler	6-0	200	Fr.	G
Keith Dinwiddie Jr.	6-0	185	Fr.	G
Che Evans	6-5	210	Fr.	F
Terrell Gomez	5-8	165	Sr.	G
Derek Morhar	6-5	165	Fr.	G
Joshua Tomaić	6-9	230	Sr.	F

Starters Lost (3)

Player	Ht.	Wt.	Cl.	Pos.	PPG	RPG
KJ Feagin	6-1	190	Sr.	G	9.1	3.3
Malachi Flynn	6-1	185	Jr.	G	17.6	4.5
Yanni Wetzell	6-10	240	Sr.	F	11.6	6.5

Total Letterwinners Lost (5)

Player	Ht.	Wt.	Cl.	Pos.	PPG	RPG
KJ Feagin	6-1	190	Sr.	G	9.1	3.3
Malachi Flynn	6-1	185	Jr.	G	17.6	4.5
Joel Mensah	6-10	210	So.	F	1.9	1.0
Nolan Narain	6-10	230	Sr.	F	1.9	1.4
Yanni Wetzell	6-10	240	Sr.	F	11.6	6.5

Others Lost (1)

Player	Ht.	Wt.	Cl.	Pos.	PPG	RPG
Caleb Giordano	6-3	190	So.	G	0.8	0.1

Honors Candidates (4)

- Terrell Gomez - All-MW, MW Newcomer of the Year, All-Region
- Nathan Mensah - All-MW, MW Defensive Player of the Year, MW All-Defensive Team, All-Region
- Matt Mitchell - All-MW, MW Player of the Year, All-Region
- Jordan Schakel - All-MW, All-Region

Aztec Players



MOUNTAIN WEST-RECORD 12-TIME CONFERENCE CHAMPIONS

2020-21 SAN DIEGO STATE ALPHABETICAL ROSTER

Most Recent Division I Season

No.	Name	Pos.	Ht.	Wt.	Yr.	Exp.	PPG	RPG	APG	Hometown (High School/Previous School)
14	Cade Alger	F	6-9	190	RFr.	TR	--	--	--	Ripon, Calif. (Ripon Christian High/Seattle University)
33	Aguek Arop	F	6-6	220	Jr.	2L	3.0	2.2	0.3	Omaha, Neb. (Omaha South High)
21	Jared Barnett	G	6-1	145	So.	1L	0.3	0.0	0.2	Los Angeles, Calif. (Westchester High)
42	Triston Broughton	G	6-4	190	Fr.	HS	--	--	--	Ladera Ranch, Calif. (Tesoro High)
24	Tyler Broughton	G	6-4	190	Fr.	HS	--	--	--	Ladera Ranch, Calif. (Tesoro High)
5	Lamont Butler	G	6-0	200	Fr.	HS	--	--	--	Moreno Valley, Calif. (Riverside Poly High)
10	Keith Dinwiddie	G	6-0	185	Fr.	HS	--	--	--	Los Angeles, Calif. (Fairfax Senior High)
12	Che Evans	F	6-5	210	Fr.	HS	--	--	--	Philadelphia, Pa. (Neumann-Goretti High)
3	Terrell Gomez [^]	G	5-8	165	Sr.	TR	19.8	2.3	2.3	Los Angeles, Calif. (Inglewood High/CSUN)
0	Keshad Johnson	F	6-7	210	So.	1L	1.9	1.7	0.2	Oakland, Calif. (San Leandro High)
31	Nathan Mensah	F	6-10	230	Jr.	2L	6.4	6.4	0.3	Labadi, Accra, Ghana (Findlay Prep (Nev.))
11	Matt Mitchell	F	6-6	235	Sr.	3L	12.2	4.8	1.7	Riverside, Calif. (Roosevelt High)
32	Derek Morhar	G	6-5	165	Fr.	HS	--	--	--	Calabasas, Calif. (Calabasas High)
4	Trey Pulliam	G	6-3	180	Sr.	1L	3.3	1.9	1.9	Bryan, Texas (Consolidated High/Navarro College)
20	Jordan Schakel	G	6-6	200	Sr.	3L	10.0	3.4	0.6	Torrance, Calif. (Bishop Montgomery High)
2	Adam Seiko	G	6-3	210	Jr.	2L	2.9	1.0	0.6	Boston, Mass. (Sierra Canyon High (Calif.))
23	Joshua Tomai [^]	F	6-9	230	Sr.	TR	1.1	0.5	0.0	Lanzarote, Spain (Canarias Academy/University of Maryland)

[^] - Stats from the final full season of competition at previous Division I institution

2020-21 SAN DIEGO STATE NUMERICAL ROSTER

Most Recent Division I Season

No.	Name	Pos.	Ht.	Wt.	Yr.	Exp.	PPG	RPG	APG	Hometown (High School/Previous School)
0	Keshad Johnson	F	6-7	210	So.	1L	1.9	1.7	0.2	Oakland, Calif. (San Leandro High)
2	Adam Seiko	G	6-3	210	Jr.	2L	2.9	1.0	0.6	Boston, Mass. (Sierra Canyon High (Calif.))
3	Terrell Gomez [^]	G	5-8	165	Sr.	TR	19.8	2.3	2.3	Los Angeles, Calif. (Inglewood High/CSUN)
4	Trey Pulliam	G	6-3	180	Sr.	1L	3.3	1.9	1.9	Byron, Texas (Consolidated High/Navarro College)
5	Lamont Butler	G	6-0	200	Fr.	HS	--	--	--	Moreno Valley, Calif. (Riverside Poly High)
10	Keith Dinwiddie	G	6-0	185	Fr.	HS	--	--	--	Los Angeles, Calif. (Fairfax Senior High)
11	Matt Mitchell	F	6-6	235	Sr.	3L	12.2	4.8	1.7	Riverside, Calif. (Roosevelt High)
12	Che Evans	F	6-5	210	Fr.	HS	--	--	--	Philadelphia, Pa. (Neumann-Goretti High)
14	Cade Alger	F	6-9	190	RFr.	TR	--	--	--	Ripon, Calif. (Ripon Christian High/Seattle University)
20	Jordan Schakel	G	6-6	200	Sr.	3L	10.0	3.4	0.6	Torrance, Calif. (Bishop Montgomery High)
21	Jared Barnett	G	6-1	145	So.	1L	0.3	0.0	0.2	Los Angeles, Calif. (Westchester High)
23	Joshua Tomai [^]	F	6-9	230	Sr.	TR	1.1	0.5	0.0	Lanzarote, Spain (Canarias Academy/University of Maryland)
24	Tyler Broughton	G	6-4	190	Fr.	HS	--	--	--	Ladera Ranch, Calif. (Tesoro High)
31	Nathan Mensah	F	6-10	230	Jr.	2L	6.4	6.4	0.3	Labadi, Accra, Ghana (Findlay Prep (Nev.))
32	Derek Morhar	G	6-5	165	Fr.	HS	--	--	--	Calabasas, Calif. (Calabasas High)
33	Aguek Arop	F	6-6	220	Jr.	2L	3.0	2.2	0.3	Omaha, Neb. (Omaha South High)
42	Triston Broughton	G	6-4	190	Fr.	HS	--	--	--	Ladera Ranch, Calif. (Tesoro High)

[^] - Stats from the final full season of competition at previous Division I institution

Head Coach:

Brian Dutcher (Minnesota, 1982), Fourth Season (22nd Season Overall at SDSU)

Assistant Coaches:

David Velasquez (San Diego State, 2007), Eighth Season (19th Season Overall at SDSU)

Chris Acker (Chaminade, 2004), Second Season (Second Season Overall at SDSU)

Jay Morris (Cal State Dominguez Hills, 2010), Third Season (Third Season Overall at SDSU)

Mark Fisher (Michigan, 2001), Eighth Season (19th Season Overall at SDSU)

Assistant to the Head Coach:

Assistant A.D. - Director of Operations:

Matt Soria (San Diego State, 2002), 14th Season (21st Season Overall at SDSU)

Director of Player Development:

JD Pollock (Kennesaw State, 2009), Fourth Season (Fourth Season Overall at SDSU)

Graduate Assistant:

Michael Sohikish (San Diego State, 2019) First Season (First Season Overall at SDSU)

PRONUNCIATIONS

Cade Alger
AL-jer (like Alger Hiss)

Keith Dinwiddie
DIN-witty

Keshad Johnson
KEY-shawd

Trey Pulliam
tray pull-EE-yum

Joshua Tomai^c
toe-MY-tich

Aguek Arop
uh-GWUK uh-ROPE

Che Evans
shay

Nathan Mensah
MEN-suh

Jordan Schakel
SHACK-ull

Triston & Tyler Broughton
BROUGHT-en

Terrell Gomez
TUH-rel (like former NFL running back Terrell Davis)

Derek Morhar
MOOR-har

Adam Seiko
SAY-ko

2020-21 Schedule



MOUNTAIN WEST-RECORD 12-TIME CONFERENCE CHAMPIONS

Date	Day	Opponent	Site	Time	TV
Nov. 25	Wed.	UCLA	Viejas Arena	7:30 p.m.	CBS Sports Network
Nov. 27	Fri.	UC IRVINE	Viejas Arena	4 p.m.	TBA
Dec. 3	Thur.	COLORADO STATE*	Viejas Arena	TBA	TBA
Dec. 5	Sat.	COLORADO STATE*	Viejas Arena	TBA	TBA
Dec. 10	Thur.	at Arizona State	Tempe, Ariz.	TBA	TBA
Dec. 18	Fri.	BYU	Viejas Arena	TBA	TBA
Dec. 22	Tue.	vs. Saint Mary's#	San Luis Obispo, Calif.	TBA	TBA
Dec. 31	Thur.	at UNLV*	Las Vegas, Nev.	TBA	TBA
Jan. 2	Sat.	at UNLV*	Las Vegas, Nev.	TBA	TBA
Jan. 7	Thur.	NEVADA*	Viejas Arena	TBA	TBA
Jan. 9	Sat.	NEVADA*	Viejas Arena	TBA	TBA
Jan. 14	Thur.	at Utah State*	Logan, Utah	TBA	TBA
Jan. 16	Sat.	at Utah State*	Logan, Utah	TBA	TBA
Jan. 22	Fri.	at Air Force*	USAF Academy, Colo.	TBA	TBA
Jan. 24	Sun.	at Air Force*	USAF Academy, Colo.	TBA	TBA
Jan. 28	Thur.	WYOMING*	Viejas Arena	TBA	TBA
Jan. 30	Sat.	WYOMING*	Viejas Arena	TBA	TBA
Feb. 3	Wed.	at New Mexico*	Albuquerque, N.M.	TBA	TBA
Feb. 5	Fri.	at New Mexico*	Albuquerque, N.M.	TBA	TBA
Feb. 8	Mon.	SAN JOSE STATE*	Viejas Arena	TBA	TBA
Feb. 10	Wed.	SAN JOSE STATE*	Viejas Arena	TBA	TBA
Feb. 18	Thur.	at Fresno State*	Fresno, Calif.	TBA	TBA
Feb. 20	Sat.	at Fresno State*	Fresno, Calif.	TBA	TBA
Feb. 25	Thur.	BOISE STATE*	Viejas Arena	TBA	TBA
Feb. 27	Sat.	BOISE STATE*	Viejas Arena	TBA	TBA

Mountain West Championship (Thomas & Mack Center; Las Vegas, Nev.)

March 10	Wed.	First Round	Las Vegas, Nev.	TBA	TBA
March 11	Thurs.	Quarterfinal	Las Vegas, Nev.	TBA	TBA
March 12	Fri.	Semifinal	Las Vegas, Nev.	TBA	TBA
March 13	Sat.	Championship	Las Vegas, Nev.	TBA	TBA

- Mott Athletics Center, San Luis Obispo, Calif.; * - Indicates Mountain West game. CAPS indicates home games at Viejas Arena. Dates and times subject to change.

2021 NCAA Division I Men's Basketball Championship Dates and Sites

First Four UD Arena Dayton, Ohio Host: Dayton March 16 and 17	Dunkin' Donuts Center Providence, Rhode Island Host: Providence College March 18 and 20	INTRUST Bank Arena Wichita, Kansas Host: Wichita State University March 19 and 21	FedEx Forum - South Regional Memphis, Tennessee Host: University of Memphis March 26 and 28
First/Second Rounds ExtraMile Arena Boise, Idaho Host: Boise State University March 18 and 20	Rupp Arena Lexington, Kentucky Host: University of Kentucky March 19 and 21	Regionals Pepsi Center - West Regional Denver, Colorado Host: Mountain West Conference March 25 and 27	Final Four Lucas Oil Stadium Indianapolis, Indiana Host: Horizon League/IUPUI April 3 and 5
American Airlines Center Dallas, Texas Host: Big 12 Conference March 18 and 20	PNC Arena Raleigh, North Carolina Host: North Carolina State University March 19 and 21	Target Center - Midwest Regional Minneapolis, Minnesota Host: University of Minnesota March 25 and 27	
Little Caesars Arena Detroit, Michigan Host: Detroit-Mercy/Oakland University March 18 and 20	SAP Center San Jose, California Host: West Coast Conference March 19 and 21	Barclays Center - East Regional Brooklyn, New York Host: Atlantic 10 Conference March 26 and 28	

Broadcast Roster



MOUNTAIN WEST-RECORD 12-TIME CONFERENCE CHAMPIONS



0 Keshad Johnson
So. • F • 6-7 • 210
Oakland, Calif.



2 Adam Seiko
Jr. • G • 6-3 • 210
Boston, Mass.



3 Terrell Gomez
Sr. • G • 5-8 • 165
Los Angeles, Calif.



4 Trey Pulliam
Sr. • G • 6-3 • 180
Bryan, Texas



5 Lamont Butler
Fr. • G • 6-0 • 200
Moreno Valley, Calif.



10 Keith Dinwiddie
Fr. • G • 6-0 • 185
Los Angeles, Calif.



11 Matt Mitchell
Sr. • F • 6-6 • 235
Riverside, Calif.



12 Che Evans
Fr. • F • 6-5 • 210
Philadelphia, Pa.



14 Cade Alger
Rfr. • F • 6-9 • 190
Ripon, Calif.



20 Jordan Schakel
Sr. • G • 6-6 • 200
Torrance, Calif.



21 Jared Barnett
So. • G • 6-1 • 145
Los Angeles, Calif.



23 Joshua Tomaic
Sr. • F • 6-9 • 230
Lanzarote, Spain



24 Tyler Broughton
Fr. • G • 6-4 • 190
Ladera Ranch, Calif.



31 Nathan Mensah
Jr. • F • 6-10 • 230
Accra, Ghana



32 Derek Morhar
Fr. • G • 6-5 • 165
Calabasas, Calif.



33 Aguek Arop
Jr. • F • 6-6 • 220
Omaha, Neb.



42 Triston Broughton
Fr. • G • 6-4 • 190
Ladera Ranch, Calif.



Brian Dutcher
Head Coach

Dutcher by the Numbers

- 21st season at San Diego State; 4th as Head Coach
- 3-year record as a Head Coach: 73-26
- 2 Mountain West Titles (2017-18, 2019-20)

2019-20

- USA Today National Coach of the Year
- MW Coach of the Year (coaches & media)
- NABC District 17 Coach of the Year
- USBWA District IX Coach of the Year
- 15-weeks in the AP Top-25; as high as No. 4/4, finished at No. 6/6
- 45 days at No. 1 in the NET (45), more than any other team
- 26-game winning streak, the longest in the country
- 39 days that SDSU was the last undefeated team in the nation
- 1 loss; the only DI team to finish the regular season with one loss

INTRODUCTION

COACHES & STAFF

PLAYERS

2019-20 REVIEW

RECORDS

HISTORY

UNIVERSITY

AZTEC BASKETBALL MEDIA GUIDE

AZTECS IN THE PROS

KAWHI LEONARD

NBA CHAMPION	2014, '19
NBA FINALS MVP	2014, '19
ALL-NBA FIRST TEAM	2016, '17
ALL-NBA SECOND TEAM	2019
NBA DEFENSIVE PLAYER OF THE YEAR	2015, '16
NBA ALL-DEFENSIVE FIRST TEAM	2015, '16, '17
NBA ALL-DEFENSIVE SECOND TEAM	2014
NBA ALL-STAR	2016, '17, '19
NBA FINALIST	2013, '14, '19
NBA ALL-ROOKIE FIRST TEAM	2012
NBA DRAFT 1ST ROUND, 15TH PICK	2011



PRO AZTECS SINCE 1999-2000

PLAYER	LAST ORGANIZATION/COUNTRY
DAVID ABRAMOWITZ	MEXICO
MOHAMED ABUKAR	ROMANIA
DAKARAI ALLEN	GRAND RAPIDS (G-LEAGUE)
RYAN AMOROSO	ARGENTINA
TONY BLAND	LEBANON
EVAN BURNS	SIoux FALLS (G-LEAGUE)
MOHAMED CAMARA	LAS VEGAS (IBL)
BRIAN CARLWELL	AUSTRALIA
MEHDI CHERIET	FRANCE
ANGELO CHOI	SPAIN
MARCELO CORREA	URUGUAY
JOSH DAVIS	JAPAN
KELVIN DAVIS	PROVIDENCE (PBL)
JASON DEUTCHMAN	PHILIPPINES
MYRON EPPS	SOUTH VALLEY (ABA)
AL FAUX	AUSTRIA
MALACHI FLYNN	TORONTO RAPTORS (NBA)
JAMAAL FRANKLIN	CHINA
D.J. GAY	UKRAINE
GARRETT GREEN	HUNGARY
JEROME HABEL	MEXICO
BRANDON HEATH	CYPRUS
RANDY HOLCOMB	JAPAN
MICHAEL HOLPER	PHILIPPINES
TREY KELL	CANADA
KAWHI LEONARD	LOS ANGELES CLIPPERS (NBA)
MIKE MACKELL	SIoux FALLS (CBA)
CHRIS MANKER	ICELAND
JALEN MCDANIELS	CHARLOTTE HORNETS (NBA)
MAX MONTANA	GREENSBORO (G-LEAGUE)
DEANDRE MOORE	MEXICO
JJ O'BRIEN	MONACO
DWAYNE POLEE	LONG ISLAND (G-LEAGUE)
MALIK POPE	GREENSBORO (G-LEAGUE)
AQEEL QUINN	RIO GRAND VALLEY (G-LEAGUE)
JAMES RAHON	JAPAN
AERICK SANDERS	PORTUGAL
JOHN SHARPER	MACEDONIA
WINSTON SHEPARD	HUNGARY
MARCUS SLAUGHTER	GREECE
BRANDON SMITH	FINALND
KYLE SPAIN	MEXICO
SKYLAR SPENCER	BELGIUM
DESHAWN STEPHENS	DENMARK
CHASE TAPLEY	TULSA (G-LEAGUE)
XAVIER THAMES	HUNGARY
MALCOLM THOMAS	GERMANY
LORRENZO WADE	MEXICO
YANNI WETZELL	AUSTRALIA
BILLY WHITE	CANADA
RICHIE WILLIAMS	FINLAND



MALACHI FLYNN
2020 NBA DRAFT PICK
TORONTO RAPTORS
ROUND - 1st
PICK - 29th



JALEN MCDANIELS
2019 NBA DRAFT PICK
CHARLOTTE HORNETS
ROUND - 2nd
PICK - 52nd



XAVIER THAMES
2014 NBA DRAFT PICK
TORONTO RAPTORS
ROUND - 2nd
PICK - 59th

DUTCHER'S NBA DRAFT PICKS

INCLUDES PLAYERS SELECTED WHILE AN ASSISTANT COACH

YEAR	PLAYER	YEAR	PLAYER
1989	GLEN RICE	1997	MAURICE TAYLOR
1990	SEAN HIGGINS	1998	ROBERT TRAYLOR
	TERRY MILLS		MACEO BOSTON
	RUMEAL ROBINSON	2002	RANDY HOLCOMB
	LOY VAUGHT	2011	KAWHI LEONARD
1993	ERIC RILEY	2013	JAMAAL FRANKLIN
	CHRIS WEBBER	2014	XAVIER THAMES
1994	JUWAN HOWARD	2019	JALEN MCDANIELS
	JALEN ROSE	2020	MALACHI FLYNN
1995	JIMMY KING		



JAMAAL FRANKLIN
2013 NBA DRAFT PICK
MEMPHIS GRIZZLIES
ROUND - 2nd
PICK - 41st

STEVE FISHER COURT AT VIEJAS ARENA



"THE MOST CREATIVE STUDENT SECTION IN THE MOUNTAIN WEST IS THE FOUNDATION OF A GREAT ATMOSPHERE AT VIEJAS ARENA...
...THEY ALL LOSE THEIR MIND WHEN THE AZTECS START TO RUN AND JUMP OUT OF THE BUILDING"

TOM HART, ESPN

"THE ATMOSPHERE IN VIEJAS ARENA FOR A BIG GAME SCREAMS THROUGH THE TELEVISION, AND WHEN IN PERSON IS QUITE A SIGHT TO SEE. YOU HAVE TO APPRECIATE VIEJAS ARENA, ONE OF THE BEST ENVIRONMENTS IN THE COUNTRY."

ANDY KATZ, COLLEGE BASKETBALL REPORTER



BY THE NUMBERS

- 160-21 AZTECS RECORD IN ITS LAST 181 HOME GAMES (88.4 WINNING PERCENTAGE)
- 281-85 AZTECS HOME RECORD SINCE VIEJAS ARENA WAS OPENED IN 1997 (76.8 WINNING PERCENTAGE)
- 94 AZTECS HAVE PLAYED IN FRONT OF 94 SOLD-OUT CROWDS (12,414 FANS) IN ITS LAST 133 REGULAR SEASON HOME GAMES
- 18 SEASONS THE AZTECS HAVE LOST FIVE OR FEWER GAMES ON ITS HOME COURT IN THE 23-YEAR HISTORY OF THE FACILITY
- 1 TOP-RANKED PROGRAM IN AVERAGE HOME ATTENDANCE IN CALIFORNIA IN EACH OF THE LAST 10 YEARS

JEFF JACOBS JAM CENTER



"THIS HAS BEEN A PRIORITY FOR SOME TIME AND WILL HELP BOTH BASKETBALL PROGRAMS IMMENSELY. THIS WILL BE ANOTHER SHOWCASE FACILITY FOR THE ATHLETIC DEPARTMENT AS WELL AS THE UNIVERSITY AS A WHOLE."

-STEVE FISHER, FORMER SDSU HEAD MEN'S BASKETBALL COACH



SAN DIEGO STATE HELD A GRAND-OPENING CEREMONY FOR THE 23,500-SQUARE FOOT JEFF JACOBS JAM CENTER ON AUGUST 23, 2015. THE EVENT MARKED THE OFFICIAL OPENING OF THE AZTECS' ON-CAMPUS BASKETBALL PERFORMANCE CENTER, WHICH BROKE GROUND ON AUGUST 27, 2014.

SPEAKING BEFORE THE CEREMONIAL RIBBON CUTTING WAS FORMER SDSU PRESIDENT ELLIOT HIRSHMAN, FORMER MEN'S BASKETBALL HEAD COACH STEVE FISHER AND FORMER WOMEN'S BASKETBALL GUARD AHJALEE HARVEY.

PRELIMINARY SITE WORK STARTED IN JULY 2014, JUST SOUTH OF THE FOWLER ATHLETICS CENTER AND EAST OF THE FOOTBALL PRACTICE FIELDS. THE FACILITY, WHICH WILL SUPPORT THE CONTINUED GROWTH AND DEVELOPMENT OF THE SDSU MEN'S AND WOMEN'S BASKETBALL TEAMS, INCLUDES TWO FULL-LENGTH COURTS, EIGHT BASKETS, LOCKER ROOMS, FILM ROOM, TEAM LOUNGES, ATHLETIC TRAINING ROOM AND COACHES LOCKER ROOMS.

HUNDREDS OF SUPPORTERS CONTRIBUTED TO THE EFFORT TO MAKE THE JEFF JACOBS JAM CENTER A REALITY. IN ADDITION TO THE GIFT FROM JEFF JACOBS, HAL AND DEBBY JACOBS, LISA ALTMAN AND JIM MORRIS, CREATING THE NAME "JAM" CENTER, SIZEABLE DONATIONS WERE MADE FROM THE MANNA CHARITABLE FOUNDATION AND THE WALTER AND BETTY ZABLE FOUNDATION. THE TOTAL COST OF THE PROJECT WAS \$15 MILLION.

THE PROJECT WAS DESIGNED BY JCI ARCHITECTURE AND WAS BUILT BY THE HUNT CONSTRUCTION GROUP.



JEFF JACOBS JAM CENTER FEATURES

23,500 SQUARE FEET

TWO FULL-LENGTH COURTS

EIGHT BASKETS

TWO SCOREBOARDS

KEISER STRENGTH EQUIPMENT

LOCKER ROOMS

FILM ROOM

TEAM LOUNGES

ATHLETIC TRAINING ROOM



"THIS IS MORE THAN JUST A BUILDING, IT IS OUR CLASSROOM. THIS WILL PROVIDE AN OPPORTUNITY FOR OUR STUDENT-ATHLETES TO ENHANCE THEIR INDIVIDUAL GAMES, WHICH WILL IN TURN BENEFIT OUR PROGRAMS. THIS ALSO KEEPS SDSU COMPETING AT THE HIGHEST LEVEL NOT ONLY IN BASKETBALL, BUT IN RECRUITING AS WELL"

STACIE TERRY HUTSON, SDSU HEAD WOMEN'S BASKETBALL COACH






KAWHI LEONARD JERSEY RETIREMENT

FEBRUARY 1, 2020

SAN DIEGO STATE UNVEILED KAWHI LEONARD'S No. 15 JERSEY IN A HALFTIME CEREMONY IN ITS GAME AGAINST UTAH STATE. FORMER COACH STEVE FISHER CALLED IT "THE SENIOR NIGHT I NEVER GOT TO HAVE WITH YOU... THIS IS YOUR LEGACY, MY FRIEND. LOOK AROUND THIS BUILDING." LEONARD, WHO PLAYED FOR THE AZTECS FOR TWO SEASONS, CALLED IT "A DREAM COME TRUE," THANKED HIS FORMER TEAMMATES, THE SHOW AND MEMBERS OF THE LOS ANGELES CLIPPERS, INCLUDING OWNER STEVE BALMER AND COACH DOC RIVERS, WHO ATTENDED THE CEREMONY.



Mountain West Conference



MOUNTAIN WEST-RECORD 12-TIME CONFERENCE CHAMPIONS



Mountain West

10807 New Allegiance Drive, Suite 250
Colorado Springs, CO 80921
Phone: (719) 488-4040
Fax: (719) 487-7241

This is the Mountain West

From its inception in 1999, the Mountain West (MW) has been committed to excellence in intercollegiate athletics, while promoting the academic missions of its member institutions. Progressive in its approach, the MW continues to cultivate opportunities for student-athletes to compete at the highest level, while fostering academic achievement and sportsmanship. Now in its 22nd year, the MW has been assertive in its involvement with the NCAA governance structure and has taken a leadership role in the overall administration of intercollegiate athletics.

The Mountain West has marked several achievements during its first 21 years, most notably becoming the first to establish a sports television network dedicated solely to an intercollegiate athletic conference (The Mtn.). The MW also was the first to experiment with the coaches' challenge in the college football instant replay system, and was the first non-automatic-qualifying BCS conference to participate in four BCS bowl games, winning three. In the inaugural year of the new College Football Playoff system, Boise State earned the automatic slot into a New Year's Six bowl game as the highest-ranked champion from the Group of 5 conferences. The Broncos defeated then 10th-ranked Arizona 38-30 in the VIZIO Fiesta Bowl. In 2011-12, the MW was among the first conferences to implement a league-wide state-of-the-art basketball instant replay system.

Changes in the NCAA governance structure set the table for another Conference first, when two members of the MW Student-Athlete Advisory Committee (SAAC) were included in the June 2014 meeting of the Mountain West Board of Directors. New Mexico track and field athlete Kendall Spencer, the national chair of the 2014-15 NCAA Division I Student-Athlete Advisory Committee, and Air Force Academy volleyball player Emma Dridge joined the BOD members in this historic meeting to advance the discussion on student-athlete involvement in the NCAA and MW governance structure. For the last six academic years, MW student-athletes participated on monthly membership calls and

have joined MW administrators in the annual Joint Council Spring Meetings in Arizona.

The Mountain West is well-represented within the new NCAA governance structure, including individuals who were appointed to serve on committees tasked with managing the day-to-day business of Division I athletics. Kendall Spencer, the former chair of the DI Student-Athlete Advisory Committee and UNM track & field athlete, was the first student-athlete in the history of the organization to serve on the Division I Board.

Additionally, the Mountain West was the only conference to have the same member institution with No. 1 overall picks in both the NFL and NBA drafts in the same year (Utah's Alex Smith and Andrew Bogut, respectively in 2005). With UNLV's Anthony Bennett claiming the No. 1 pick in the 2013 NBA Draft, the Mountain West is one of three conferences to have multiple No. 1 NBA draft selections since 2000. Also, with San Diego State's Stephen Strasburg earning the No. 1 pick in the 2009 MLB Draft, the Mountain West is one of three conferences to have the No. 1 selection in each of the NFL, NBA and MLB drafts since the MW was founded in 1999.

The MW is noted for its geographic diversity. Some of the most beautiful terrain and landscapes in the nation can be found within Mountain West boundaries, including the majestic Rocky Mountain range, which borders five MW institutions (Air Force, Boise State, Colorado State, New Mexico and Utah State). The high plains of Wyoming (elevation 7,220 feet – the nation's highest Division I campus) contrast with Las Vegas and Reno, home to UNLV and Nevada, respectively, while Fresno State, San Diego State and San Jose State add a West coast influence with their locations in Central, Southern and Northern California. The inclusion of the Hawai'i football program extends the MW footprint to the beautiful islands in the Pacific Ocean, while the addition of the women's soccer program at Colorado College gives the MW an additional presence in the Rocky Mountains.

History

The Mountain West was conceived on May 26, 1998, when the presidents of eight institutions — Air Force, BYU, Colorado State, New Mexico, San Diego State, UNLV, Utah and Wyoming — decided to form a new NCAA Division I-A intercollegiate athletic conference. The split from a former 16-team conference re-established continuity and stability among the membership within the new league and signaled the continuation of its tradition-rich, long-standing athletic rivalries. Three of the MW's eight original members have been conference rivals since the 1960s (New Mexico, Wyoming and Colorado State), while San Diego State (1978) and Air Force (1980) were longtime members as well. UNLV and TCU entered the fold in 1996 and the Rebels continued as one of the original eight institutions that formed the MW in 1999. TCU re-joined the group with its first year of competition in the Mountain West in 2005-06. With conference realignment sweeping the nation in recent years, the MW has been proactive in addressing membership changes. Boise State University joined the Mountain West in 2011-12, followed by Fresno State and the University of Nevada on July 1, 2012. Also on July 1, 2012, the University of Hawai'i became a football-only member of the Conference. On July 1, 2013, the Mountain West further expanded when San José State University and Utah State University joined the Conference, bringing to 11 the number of full-time member institutions and 12 football-playing members. On July 1, 2014, the Colorado College women's soccer program became the first non-football affiliate member of the Mountain West, expanding that sport to 12 Conference participants.

When the Mountain West officially began operations on July 1, 1999, the new league had in place a seven-year contract with ESPN, giving the broadcast entity exclusive national television rights to MW football and men's basketball, and three-year agreements to send the league's football champion to the Liberty Bowl and a second team to the Las Vegas Bowl. Commissioner Thompson also arranged a third bowl tie-in each of the first three seasons (1999 Motor City, 2000 Silicon Valley, 2001 New Orleans) before securing a four-year deal with the Emerald Bowl in San Francisco in 2002.

Entering the 2020 season, the MW has nine (9) postseason opportunities, including a spot in a New Year's Six Bowl (highest ranked non-autonomous 5 champion), five (5) primary bowl positions with the Los Angeles Bowl, Famous Idaho Potato Bowl, New Mexico Bowl, NOVA® Home Loans Arizona Bowl, SoFi Hawai'i Bowl - and three (3) secondary positions.

An innovator in the postseason bowl structure, the MW engineered many "firsts," as league teams have participated in seven inaugural bowl games (2000 Silicon Valley, 2001 New Orleans, 2002 San Francisco (Emerald), 2005 Poinsettia, 2006 New Mexico, 2015 Arizona, 2015 Cure), as well as placing the first non-automatic-qualifying FBS team into a BCS bowl game with Utah's appearance in the 2005 Tostitos Fiesta Bowl and into the College Football Playoff (CFP) with Boise State's selection to the 2014 Tostitos Fiesta Bowl.

2019-20 Review

San Diego State captured the Mountain West regular-season men's basketball title, its record 12th league title, while Utah State won the tournament championship for the second year in a row. The Aztecs were the only team to end the regular season with only one loss and finished the season as one of three teams in men's Division I hoops with just two losses. In addition, SDSU was the first program to reach 30 victories this year. San Diego State finished the campaign ranked No. 6 in both major polls and climbed as high as No. 4 during the 12th week of the season.

Opportunity

The Mountain West provides a first-class athletic and academic experience for more than 5,100 student-athletes each year. Over the past 21 years, 43 Mountain West student-athletes have earned NCAA Postgraduate Scholarships, and since the league's inception in 1999, an additional 41 student-athletes have been named MW Scholar-Athlete of the Year and awarded league-sponsored postgraduate scholarships. Four Mountain West student-athletes have earned distinction as Rhodes Scholars (Jessica Mellinger, Wyoming, and Delavane Diaz, Brittany Morreale and Rebecca Esselstein, Air Force).

Conference student-athletes are also given a voice regarding pertinent issues within the MW and NCAA governance structure through representation on the Student-Athlete Advisory Committee (SAAC). The Mountain West SAAC is comprised of 24 members (22 student-athlete representatives, the MW representative to the Division I National SAAC and one faculty athletics representative). The committee reviews and reacts to legislation and to other topics referred by the Conference constituent groups or committees related to the student-athlete experience. Since the inclusion of two SAAC members at the June 2014 meeting of the MW Board of Directors, the Conference maintains its commitment to the participation of student-athletes in its governance structure, which is consistent with the Mountain West's focus on enhancing the student-athlete experience.

Achievement

The MW has produced 1,545 All-America selections among its 18 sponsored sports (men's swimming was discontinued as a Conference sport following the 2010-11 season) in the last 21 years, including a league-record 103 All-America honorees in 2016-17. A total of 208 MW student-athletes have also earned Academic All-America accolades in that span. The Mountain West has sent at least 25 teams to NCAA postseason events in each of the past 21 years, capturing five team national championships in women's cross country and producing 50 individual national champions in the sports of men's golf, men's cross country, women's diving, and men's and women's indoor track & field and outdoor track & field.

Mountain West members have participated in 103 bowl games under the league umbrella, including four appearances in BCS games and one CFP game. The MW has earned 84 postseason bids in men's basketball, with six Sweet 16 appearances, as well as three NIT Final Four berths. MW women's basketball has tallied 81 postseason slots, including 38 NCAA bids, five Sweet 16 appearances and one Elite Eight berth since 2000.

Aztec Coaches & Staff



MOUNTAIN WEST-RECORD 12-TIME CONFERENCE CHAMPIONS



Inside:

Brian Dutcher	16
Dave Velasquez	20
Chris Acker	21
Jay Morris	22
Mark Fisher	23
Matt Soria	24
JD Pollock	25
Support Staff	26



A New Chapter of Success is being written on The Mesa

Head Coach Brian Dutcher

Overall Division I Head Coaching Experience

San Diego State: 73-26 (Three Seasons) • One NCAA Tournament Berth • Two Conference Championships

Overall Division I Coaching Experience

Overall: 692-333 (31 Seasons) • San Diego State: 459-235 (21 Seasons)

NCAA Champion • Three NCAA Final Four Appearances

17 NCAA Tournament Berths • 24 Postseason Appearances • 13 Conference Championships

Brian Dutcher, a long-time San Diego State men's basketball assistant coach, is entering his fourth season as head coach after three years in which he led the Aztecs to two Mountain West title games, their conference-high 11th and 12th Mountain West titles and back to the NCAA tournament for the first time since 2015.

Dutcher, who took over the helm of the program following Steve Fisher's retirement announcement on April 11, 2017, was on The Mesa for all of Fisher's 18 seasons. He held the title of associate head coach/head coach in

waiting for six years and is the program's 15th head coach.

Over the course of his 21 years at San Diego State, Dutcher has helped the Aztecs reach the postseason 14 times, including nine trips to the NCAA tournament, win a conference-best 12 Mountain West titles and record 15 seasons of at least 20 victories.

Since 2008-09, Dutcher and SDSU twice advanced to the NCAA Sweet 16 (2011, 2014) and NIT semifinal round (2009, 2016), won at least 25 games seven times and captured eight MW championships (five regular season, three

tournament).

Dutcher arrived at SDSU shortly after Fisher was hired on March 26, 1999. In his first year in "America's Finest City," the Aztecs won only five games, but improved upon their win total from the season before. After that, San Diego State posted a 14-14 record in 2000-01, before winning the 2002 MW Championship, earning a NCAA tournament bid and finishing with a 21-12 record. The 2002-03 campaign saw SDSU receive an NIT invitation, which culminated in the program's first Division I postseason victory.



MOUNTAIN WEST-RECORD 12-TIME CONFERENCE CHAMPIONS



Collegiate Coaching Experience

1984-85 Graduate Assistant, Illinois

Coached under Lou Henson, who retired as Illinois' all-time leader in victories and was a 2015 National Collegiate Basketball Hall of Fame inductee... Helped the Illini to a pair of NCAA Sweet 16 appearances and a 1984 Big Ten championship.

1986-88 Assistant Coach, South Dakota State

Helped the Division II program go from eight wins his first season (8-20; 3-15 NCC) to 16 his second (16-12; 7-11 NCC) to 21 his third and final year (21-9; 13-5 NCC)... The 21-9 team advanced to the NCAA South Central Regional and went 1-1.

1989-98 Assistant Coach, Michigan

Part of a Wolverine coaching staff that helped Michigan win its only national championship to date in men's basketball (1989)... Guided the Wolverines to three of the school's five national championship game appearances... Guided Michigan to the postseason all 10 years while in Ann Arbor (8 NCAA, 2 NIT)... Helped UM win both an NCAA and NIT championship... Coached the Wolverines to a 233-98 record in 10 seasons.

1999-2017 Asst. Coach; Assoc. Head Coach/Head Coach in Waiting, SDSU

Played a role in one of the greatest turnarounds in college basketball history by taking a program that won four games the year before his arrival to four Mountain West tournament championships, six MW regular-season titles, eight NCAA tournament berths and five appearances in the postseason NIT... Team went 5-23 his first season (1999-00) and has gone on to post a .500 or better record 15 times... Helped SDSU win 20 or more games in 12 of the last 16 seasons.

2017-Present Head Coach, San Diego State

The 2019-20 campaign marked his third season as head coach, eight seasons after he was named the Aztecs' associate head coach/head coach in waiting... He enters his fourth season after guiding SDSU to a 30-2 record in 2019-20, the No. 6 ranking in the nation, and a career mark of 73-26... He is the only head coach in program history to record 20+ wins in each of his first three seasons... In 2017-18, he was the only first-year head coach to lead his team to the NCAA Tournament and in the previous 96 seasons of SDSU basketball, no other coach has won more games and/or won a conference title in his initial season.

After helping attract the program's first McDonald's All-American to the 2002-03 squad, Dutcher assisted in securing the signatures of future starters and all-league performers Brandon Heath and Marcus Slaughter. The duo started their first two seasons on The Mesa, leading to the 2005-06 campaign that produced the school's first MW regular-season and tournament title sweep.

The Aztecs advanced to the NCAA tournament and ultimately won a then-school-record 24 games. That appearance led to a string of 10 consecutive postseason berths.

From the 2006-07 campaign through 2008-09, San Diego State registered 20 or more wins and went to three straight NITs. In 2009, the Aztecs advanced to the NIT semifinals and broke the previous school record with 26 victories.

The run to the NIT semifinals was a springboard to the most successful run in SDSU basketball history. Led by future NBA first-round draft pick and NBA champion Kawhi Leonard, the 2009-10 Aztecs won the MW Championship, advanced to the NCAA tournament and fell four points shy of moving on to the second round before finishing with a 25-9 record.

The NCAA experience from the 2009-10 squad proved fruitful in 2010-11, when it returned all five starters, including Leonard, and a freshman named Jamaal Franklin, who would turn out to be a future MW Player of the Year and NBA draft selection. With Dutcher on staff, SDSU won its first 20 games of the year, shared the MW regular-season title and captured the MW tournament crown. The Aztecs moved on to the NCAA tournament as a No. 2 seed and won the program's first Division I NCAA tournament game. San Diego State, which was ranked as high as No. 4 and received first-place votes at one point in the season, advanced to the Sweet 16 and fell to the eventual national champion, finishing with a school-record 34 wins, a mark that still stands today. The Aztecs' also found themselves in the final top-25 polls, ranking sixth in the AP and 11th in the USA Today Coaches Poll.

Five months after SDSU's record-setting 2010-11 campaign, the University elevated Dutcher from associate head coach to associate head coach/head coach in waiting.

In his first season with his new title, Dutcher and the Aztecs advanced to the 2012 NCAA tournament as an at-large team and recorded 26 wins. The next season, San Diego State was again an at-large selection to the 2013 NCAA tournament, moved on to the round of 32 for the second time in three years and finished with 23 victories.

Another NCAA Sweet 16 run was in the cards in Dutcher's third season as the head

coach in waiting. The Aztecs opened the season by winning 21 of their first 22 games, including 20 in a row at one point, and were led by seniors Xavier Thames, who would become an NBA draft pick, and Josh Davis. SDSU won the program's second outright Mountain West regular-season title and later swept through two games in Spokane, Washington, to secure its second Sweet 16 appearance in four seasons. San Diego State compiled 31 wins and finished the season ranked 13th in the AP and 12th in the Coaches after rising to as high as fifth nationally in both polls.

The 2014-15 campaign saw the Aztecs spend their fifth straight season in the top 25. In the process of winning 27 games, San Diego State grabbed its second straight MW regular-season crown and earned an at-large invitation to the NCAA tournament where they defeated St. John's in the round of 64. One season later, the Aztecs found themselves in the NIT after winning the MW by three games with a 16-2 record. Nevertheless, San Diego State won three games and qualified for the NIT national semifinals, eventually logging 28 victories.

SDSU completed the 2016-17 slate with a 19-14 record despite experiencing a rash of injuries. The 2016 Hawaiian Airlines Diamond Head Classic champions entered 2017-18 as one of 12 teams to have won at least 19 games in 12 consecutive seasons, which was a sign of things to come in Dutcher's first year.

Dutcher's first roster as head coach featured a pair of seniors that had won multiple Mountain West titles and owned NCAA tournament experience in Trey Kell and Malik Pope.

The Aztecs went through their ups and downs with multiple players, including Kell (5 games), getting bit by the injury bug all the way into the thick of conference play. Dutcher and SDSU, however, righted the ship, winning six consecutive games to end the regular season and all three in the MW tournament to capture the program's 11th league crown to return to the NCAA tournament. Dutcher, additionally, was the only first-year head coach to guide his team to the 2018 NCAA tourney and one of six to have won at least 20 games. Despite the NCAA first-round exit, SDSU finished the campaign with a 22-11 record, with the 22 wins representing the most by a first-year Aztec men's basketball head coach and the second-most among first-year coaches last season.

The 2018-19 season saw the Aztecs return to the Mountain West championship game after twice defeating nationally ranked Nevada, including a 65-56 victory over the Wolf Pack in the semifinal of the conference tournament. The team posted a 21-13 record, the 13th con-

INTRODUCTION

COACHES & STAFF

PLAYERS

2019-20 REVIEW

RECORDS

HISTORY

UNIVERSITY

AZTEC BASKETBALL MEDIA GUIDE

Brian Dutcher



MOUNTAIN WEST-RECORD 12-TIME CONFERENCE CHAMPIONS

secutive season with at least 19 victories, and improved Dutcher's career mark to 43-24. He is the only head coach in program history to record 20+ wins in each of his first two seasons. After the season concluded, sophomore Jalen McDaniels was selected in the second round of the NBA Draft, the 52nd overall pick, by the Charlotte Hornets.

Before Dutcher arrived at San Diego State, he served as assistant coach and later associate head coach at Michigan under Fisher. He spent 10 seasons on the Wolverine staff, establishing himself as one of the nation's top assistant coaches. His first year in Ann Arbor was 1989 and resulted in a national title for Michigan as he assisted then-interim head coach Fisher on the bench.

The Bloomington, Minn., native led UM's recruiting efforts in 1990-91 when the Wolverines inked Juwan Howard, Ray Jackson, Jimmy King, Jalen Rose and Chris Webber. The "Fab Five" is considered perhaps the best recruiting class in NCAA history. Dutcher helped lead that

group to nearly 100 wins, two berths in the NCAA championship game and a regional final over a four-year period. He was also on the Michigan staff for an NIT championship (1997).

Dutcher's recruiting prowess, however, was demonstrated by more than just the "Fab Five" haul. Michigan had the nation's top-ranked recruiting class in 1993-94 and in 1994-95, with a group that included Maurice Taylor and Jerod Ward. The accomplishment marked the first time that a university had the nation's top class in consecutive years, according to recruiting analyst Bob Gibbons.

Dutcher was born Oct. 30, 1959, in Alpena, Mich. He attended Jefferson High School in Bloomington, Minn., and went on to earn a bachelor's degree in physical education from Minnesota in 1982. While an undergraduate, he worked for his father, then-Gopher head coach Jim Dutcher. He then spent one season in the prep ranks at Apple Valley (Minn.) High School before becoming a graduate assistant at

Illinois, where he earned his master's degree in physical education and athletic administration.


While in Champaign, Dutcher helped Lou Henson lead the Illini to a Big Ten championship, two appearances in the Sweet 16 and one regional final.

Dutcher's first full-time coaching job came at South Dakota State, where he spent three seasons helping turn around the Division II

program before departing in 1988 for Michigan.

His final season in Ann Arbor ended with the Wolverines claiming the first-ever Big Ten Tournament championship.

Dutcher and his wife, Jan, have two daughters, Erin and Liza.




Brian Dutcher Division I Coaching History

Year	School	Position	W-L	Pct.	Conference		Postseason/Honors
					W-L	Pct.	
1988-89	Michigan	Assistant Coach	30-7	.811	12-6	.667	NCAA Champions
1989-90	Michigan	Assistant Coach	23-8	.742	12-6	.667	NCAA Second Round
1990-91	Michigan	Assistant Coach	14-15	.483	7-11	.389	NIT First Round
1991-92	Michigan	Assistant Coach	25-9	.735	11-7	.611	NCAA Runner-Up
1992-93	Michigan	Assistant Coach	31-5	.861	15-3	.833	NCAA Runner-Up
1993-94	Michigan	Assistant Coach	24-8	.750	13-5	.722	NCAA Regional Finalist
1994-95	Michigan	Assistant Coach	17-14	.548	11-7	.611	NCAA First Round
1995-96	Michigan	Assistant Coach	20-12	.625	10-8	.556	NCAA First Round
1996-97	Michigan	Assistant Coach	24-11	.686	9-9	.500	NIT Champions
1997-98	Michigan	Assistant Coach	25-9	.735	11-5	.688	NCAA Second Round/Big Ten Tournament Champions
10 Seasons at UM			233-98	.704	111-67	.624	8 NCAA Tournaments, 10 Postseason Appearances

Year	School	Position	W-L	Pct.	W-L	Pct.	Postseason/Notes
1999-00	San Diego State	Assistant Head Coach	5-23	.179	0-14	.000	
2000-01	San Diego State	Assistant Head Coach	14-14	.500	4-10	.286	8th-most improved team in the country (Sagarin Ratings)
2001-02	San Diego State	Assistant Head Coach	21-12	.636	7-7	.500	NCAA First Round; Aztecs' first NCAA trip since 1985
2002-03	San Diego State	Assistant Head Coach	16-14	.533	6-8	.429	NIT Second Round; First win in D-I postseason tourney
2003-04	San Diego State	Assistant Head Coach	14-16	.467	5-9	.357	Overcame loss of four starters for fourth straight season w/14 wins
2004-05	San Diego State	Assistant Head Coach	11-18	.379	4-10	.286	Young Aztecs drop seven games by four pts. or less in OT
2005-06	San Diego State	Assistant Head Coach	24-9	.727	13-3	.813	NCAA First Round; MW regular season and tourney champions
2006-07	San Diego State	Assistant Head Coach	22-11	.667	10-6	.625	NIT Second Round; First road win in D-I postseason tournament
2007-08	San Diego State	Assistant Head Coach	20-13	.606	9-7	.563	NIT First Round; Third straight 20-win season
2008-09	San Diego State	Assistant Head Coach	26-10	.722	11-5	.688	NIT Semifinals; Then SDSU-record 26 victories
2009-10	San Diego State	Assistant Head Coach	25-9	.735	11-5	.688	NCAA First Round; MW tournament champions
2010-11	San Diego State	Assistant Head Coach	34-3	.919	14-2	.875	NCAA Sweet 16; MW reg.-season, tourney champs; SDSU-record 34 wins
2011-12	San Diego State	Assoc. HC/HC in Waiting	26-8	.765	10-4	.714	NCAA Second Round; MW regular-season champions
2012-13	San Diego State	Assoc. HC/HC in Waiting	23-11	.676	9-7	.563	NCAA Third Round; Fifth straight 23+ win season
2013-14	San Diego State	Assoc. HC/HC in Waiting	31-5	.861	16-2	.889	NCAA Sweet 16; MW regular-season champions
2014-15	San Diego State	Assoc. HC/HC in Waiting	27-9	.750	14-4	.778	NCAA Third Round; MW co-regular-season champions
2015-16	San Diego State	Assoc. HC/HC in Waiting	28-10	.737	16-2	.889	NIT Semifinals; MW regular-season champions
2016-17	San Diego State	Assoc. HC/HC in Waiting	19-14	.576	9-9	.500	Lost 28 games due to injury; 2-11 in games decided by eight pts. or less
2017-18	San Diego State	Head Coach	22-11	.667	11-7	.611	NCAA First Round; MW tourney champions; Only first-year coach in NCAA tournament
2018-19	San Diego State	Head Coach	21-13	.617	11-7	.611	MW tourney runner-up; Only team to defeat nationally ranked Nevada twice in 2018-19
2019-20	San Diego State	Head Coach	30-2	.966	17-1	.944	MW regular season champions, reached MW tournament game for third straight year
21 Seasons at SDSU			459-235	.661	207-129	.616	9 NCAA Tournaments, 14 Postseason Appearances

	W-L	Pct.	W-L	Pct.	Postseason/Honors
31-Season Career Totals	692-333	.675	318-196	.619	17 NCAA Tournaments, 24 Postseason Appearances



Dave Velasquez

Assistant Coach • 19th Season at San Diego State
San Diego State '07

Dave Velasquez enters his 19th season at San Diego State and eighth as an assistant coach. Prior to his appointment as an assistant coach, he spent six seasons as the program's director of player development.

Velasquez's responsibilities to the program include recruiting, on-court coaching, skill development and academics.

With an emphasis on the defensive side of the ball, he played a critical role in the team finishing the 2019-20 season ranked No. 1 in the Mountain West in scoring defense, losing more than four and a half few points per game than any other team in the league. In addition, SDSU led the conference in field goal percentage defense (38.7 percent), turnover margin (+3.41 per game) and scoring margin, holding opponents to nearly 15.5 few points per game than it scored. The Aztecs ranked second in three-point field goal defense (29.8 percent), rebounding defense (31.7 per game) and steals (6.9 per game).

Individually, Malachi Flynn was honored as the MW Defensive Player of the Year, as voted on by the league's coaches. Flynn led the league in steals while senior forward Yann Wetzell completed the season 10th in blocks and 13th in defensive rebounds.

Nationally the team ranked No. 3 in scoring defense and scoring margin, No. 10 in field goal percentage defense, No. 20 in turnover margin, and No. 26 in three-point field goal defense.

Velasquez also plays a large in the performance of Aztecs in the classroom. The Bay Area native works directly with San Diego State's academic advisors, tutors, and mentors to ensure standards are met and exceeded.

What may go unnoticed is his relationship with players. As a former SDSU men's basketball student-athlete



and recruit host, Velasquez understands all of the virtues that an Aztec basketball player possesses, which allows him to relate to the entire roster.

In his first season as an assistant, Velasquez helped ink a consensus top-15 recruiting class, while helping the Aztecs enjoy one of their finest seasons ever, which culminated in 31 wins, a Mountain West regular-season title and an NCAA Sweet 16 berth. He was also key in the development of Xavier Thames, who was a 2014 All-American, Mountain West Player of the Year and NBA draft pick.

In 2014-15, he helped coach SDSU to 27 victories, a second straight MW regular-season crown and an appearance in the third round of the NCAA tournament. Velasquez was also key in the Aztecs inking two four-star players for 2015-16, which resulted in 28 wins, another MW title and an appearance in the semifinals of the NIT. In '16-17, Velasquez helped secure another four-star player and three Division I transfers, while bringing in a three- and a four-star player for the 2017-18 campaign.

The aforementioned campaign saw Velasquez help San Diego State win 22 games, capture the program's Mountain West-leading 11th conference championship and return to the NCAA tournament for the first time since 2015. On the recruiting trail, Velasquez helped sign five players, including four four-star athletes and Malachi Flynn, one of the top Division I transfers on the market, who sat out the 2018-19 campaign.

As SDSU's director of player development, Velasquez assisted the basketball coaching staff with video breakdown, film exchange, travel, community service and handled many of the day-to-day office duties.

Prior to working as the director of player development, Velasquez was a student manager in 2002-03 before serving as head manager from 2003-07.

In 2002-03, San Diego State earned a berth to postseason NIT, where the Aztecs picked up their first Division I postseason tournament victory en route to an appearance in the second round.

Then in 2005-06, San Diego State won the Mountain West with a 13-3 league record before winning the MW tournament. As a result, the Aztecs advanced to the NCAA Tournament for the second time under head coach Steve Fisher and won a then school-record 24 games.

Fisher awarded Velasquez a scholarship in December 2006 and was added to the active roster in January 2007.

As an official playing member of the team, Velasquez played in four games and recorded a steal. He was a member of a team that finished with a 22-11 record and advanced to the second round of the postseason NIT.

In Velasquez's five seasons as manager, the Aztecs went to the postseason three times and won 22 or more games twice.

Following his graduation from San Diego State in May 2007, Velasquez was hired at the University of the Pacific later that month. As the Tigers' graduate manager, he assisted with UOP's camps, created highlight tapes and coordinated film exchange before returning to his alma mater.

Since his return, SDSU has recorded 10 more 20-win seasons and reached the postseason in nine of the last 11 years. More recently, Velasquez has helped the Aztecs earn an NCAA tournament berth in seven of the last 10 years, win the first six NCAA tournament games in program history and reach at least the second round of the Big Dance in five of its last seven appearances, including two Sweet-16 appearances.

Velasquez is married to the former Lindsay Ward. The couple's son, Marcus, was born in 2018.



INTRODUCTION

COACHES & STAFF

PLAYERS

2019-20 REVIEW

RECORDS

HISTORY

UNIVERSITY

AZTEC BASKETBALL MEDIA GUIDE



Chris Acker

Assistant Coach

Birthdate

May 1, 1980

Education

2010
Bachelor of Arts
University of Phoenix

2012

Master of Arts
Concordia University

Record Breakdown

SDSU Assistant: 30-2
SDSU/Division I Career: 108-53

Chris Acker

**Assistant Coach • 2nd Season at San Diego State
University of Phoenix '10**

Chris Acker begins his second season at San Diego State as an assistant coach after joining the program on June 2, 2019.

His main responsibilities to the program include recruiting, and player development with an emphasis on the team's offense.

Focusing on the offensive side of the ball, he played a critical role in the team finishing the season ranked No. 1 in the Mountain West in scoring margin (+15.38/g) and free throw percentage (77.1 percent). The Aztecs ranked second in field goal percentage (29.8 percent) & three-point field goal percentage (38.0 percent), third in three-point field goals (9.09/g), fourth in offensive rebounds (9.74/g), and fifth in assists (13.03/g).

Nationally the team ranked No. 3 in scoring margin, No. 13 in three-point field goal percentage, No. 16 in free throw percentage & fewest turnovers per game (10.8), No. 26 in three-point field goals per game, No. 34 in field goal percentage, No. 38 in total assist (474) and No. 46 in assists per game (14.8/g).

Among his two highest achieving pupils, Malachi Flynn, who averaged 17.6 points, 5.1 assists and 4.5 assists per game, was the third consensus All-American in program history. In total, Flynn earned second-team All-America designation from The Associated Press, National Association of Basketball Coaches (NABC), United States Basketball Writers of America (USBWA), The Sporting News, CBS Sports, NBC Sports and The Athletic. He had first-team honors bestowed upon him by Sports Illustrated and STADIUM. In addition, Flynn was the Mountain West Player of the Year, a first-team All-Mountain West selection in both the coaches and media polls and in the Continental Tires Las Vegas Invitational and Basketball Hall of Fame Classic was named the Most Valuable Player.

Yanni Wetzell, who had averaged 5.9 point and 5.4 rebounds in 2018-19, upped his production under Acker's tutelage to 11.6 points and 6.5 rebounds. Wetzell was a second-team and third-team All-Mountain West performer in the coaches and media polls, respectively, a two-time Mountain West Player of the Week and a member of the 2019 Continental Tire Las Vegas Invitational All-Tournament Team.



Acker came to SDSU after two seasons on the bench at Boise State where he played a key role in defense, recruiting and skill development for the Broncos.

In the 2017-18 season, Acker helped lead Boise State to its best defensive efficiency rating in any season this century – they ranked 42nd nationally and first in the Mountain West during the conference season. In his two years in Boise, the Broncos ranked third in the Mountain West in points allowed per game at 68.8.

Chandler Hutchinson was the Mountain West Player of the Year and a member of the conference's all-defensive team. That same year, 2017-18, he was honored as All-District VIII by the USBWA, NABC first-team All-District 17 and first-team All-Mountain West.

In 2018-19, Justinian Jessup, a third-team All-Mountain West honoree, was Boise State's leading scorer (463 points) and rebounder (149 boards). In addition, he finished the season tops in assists (88), steals (35) and blocks (17), to become the first player in program history to lead the team in the five major statistical categories in one season.

In his first year at Boise State, Acker helped guide the team to a 23-9 record and a 13-5 mark in Mountain West play. The 23 victories are the fourth most in program history. He also contributed in the Broncos national-leading defensive rebounding (83.7 percent) numbers and in the team's 307 made three-pointers, a single-season program record.

Prior to Boise, Acker spent two years as an assistant coach at Hawai'i, where he helped guide the Rainbow Warriors to a program-record 28 victories and the 2016 Big West championship. The team advanced to the NCAA Tournament as a No. 13-seed and defeated No. 4-seed California, to earn the school's first postseason victory.

In Honolulu, he mentored Stefan Jankovic to the Big West Conference Player of the Year and first-team All-Big West honors.

Acker joined the Hawai'i staff after two years as

head coach of West Los Angeles College where he turned around a fledgling program. In his first season, he coached a squad made up of 11 true freshmen, then served notice to California the next season by more than doubling his win total (18-9) and qualifying for the California Community College Athletic Association (CCCCA) regional playoffs.

Acker was an assistant coach, and later associate head coach, at Citrus College for the six years prior to moving to West LA College. During his tenure at Citrus, the Owls won the 2008 California state championship, and made it to the Final Four two years later as well. Acker was also part of four Western State Conference championships and instrumental in Citrus posting a dominant 92-9 record during his tenure, the best six-year run in CCAA history. More than 40 of his Citrus players received full scholarships to four-year institutions with many then furthering their careers playing professionally in Europe, South America, Asia, and in the NBA Developmental League.

Originally from Los Angeles, Calif., Acker played two years at Howard College in Big Spring, Texas, before finishing his collegiate playing career at Chaminade University in Honolulu, Hawaii. He was a key contributor to the Silverswords and was part of the team that upset of Villanova in the 2003 EA Sports Maui Invitational.

Acker played professionally for four seasons. He began his career in Greece and Portugal and finished in the United States where he played in the ABA and CBA.

Acker earned his bachelor's degree in human services management from the University of Phoenix in 2010 and later was awarded a master's degree in coaching and athletic administration from Concordia University in Irvine, California in 2012.

Acker and his wife Jen have two sons; Malakai and Elijah.





Jay Morris

Assistant Coach • 3rd Season at San Diego State
Cal State Dominguez Hills '10

Jay Morris enters his third season as an assistant coach at San Diego State and has an extensive background in the Mountain West and West Coast basketball, having coached at the high school and collegiate levels.

In his two seasons on the Aztec bench, the team has a 51-15 record, including a 28-8 mark in Mountain West Conference games. Last season, he helped guide the program to a 26-0 start, and distinction as the last undefeated team in Division I. San Diego State was the only team in the country to complete the regular season with just one loss (28-1) and one of three programs to finish the year with only two losses. SDSU spent 15 weeks ranked in the national polls including 11 weeks in the AP top-10. For five weeks the squad was No. 4 and finished at No. 6, equalling its highest ranking to end a season (2010-11).

Morris arrived on The Mesa from San José State, where he spent the 2017-18 campaign. In his one season in Northern California, Morris helped the Spartans improve in several statistical categories, mostly on the defensive side of the ball. SJSU finished five spots better in the Mountain West than it did in 2016-17 in field-goal percentage defense, ranking sixth and limiting foes to 43.7 percent shooting (46.0 percent in '16-17). The Spartans also finished with better conference rankings than the previous season in three-point field-goal percentage defense (8th to 4th) and scoring defense (9th to



7th). Offensively, Morris helped SJSU improve its three-point shooting as it ranked fifth in the MW in 2017-18 (.371) compared to 2016-17's seventh-place showing (.348).

Prior to the 2017-18 season, Morris briefly held a non-coaching position on the Aztec staff before accepting the aforementioned full-time assistant coach job at San José State. At the time of his first stint on The Mesa, Morris was coming from Long Beach State where he was on staff with former SDSU assistant coach Rod Palmer. In his one season as the 49ers' director of player development (2016-17), he was responsible, in part, for the development of an off-court curriculum focused on developing skills and relationships that would assist student-athletes after basketball.

Prior to his time at the Big West school, Morris spent the 2015-16 campaign at Nevada. In that one season, Morris helped the Wolf Pack to a 24-14 record, which was a 15-win improvement over the previous year, and to a College Basketball Invitational (CBI) championship. On the recruiting trail, Morris was the lead recruiter for several four-star signees, leading to national recognition by a number of recruiting sites.

Before moving to Reno, Morris was rooted at CSUN, a school he spent five seasons at as an assistant coach. While in the San Fernando Valley, Morris led the recruiting efforts for the 2012 Big West Freshman of the Year and number of Division I transfers. On the floor, he was

instrumental in the development of the team's perimeter and interior players, and while assisting the Matador offense in 2013-14, CSUN ranked in the top-10 nationally in free throw percentage (1st), free throws made (2nd) and free throws attempted (8th).

Morris got his Division I start at Long Beach State where he spent two seasons as the director of operations. In his position, he was responsible for coordinating team travel, film exchange, serving as camp director, maintaining the program's recruiting database and monitoring academic progress. During his time at LBSU, the 49ers had the 10th-best recruiting class among mid-majors in 2009 and made the title game at the 2010 Big West tournament.

A member of the National Association of Basketball Coaches (NABC), Morris received his coaching start at his high school alma mater, Westchester High in Los Angeles where he was an assistant basketball coach and strength coach for three seasons. During his stint at the prep level, Morris coached six players who went on to play Division I basketball, including former Aztec Dwayne Polee II.

Morris earned his bachelor's degree in kinesiology from Cal State Dominguez Hills in 2010, and later received his master's degree in coaching/athletic administration from Concordia University in 2017.

Morris and his wife, Yavonna, have twins -- a son named Chance and daughter named Mercy.



INTRODUCTION

COACHES & STAFF

PLAYERS

2019-20 REVIEW

RECORDS

HISTORY

UNIVERSITY

AZTEC BASKETBALL MEDIA GUIDE



Mark Fisher

Assistant to the Head Coach

Birthdate
Nov. 10, 1978

Education
2001
Bachelor of Arts
University of Michigan

Record Breakdown
SDSU Assistant: 205-69
SDSU Staff: 214-117
SDSU/Division I Career: 419-186

Mark Fisher

Assistant to the Head Coach • 19th Season at San Diego State Michigan '01

Mark Fisher enters his eighth season as assistant to the head coach and 19th overall at San Diego State. He is the son of former Aztec head coach Steve Fisher, who was at the helm of the program for 18 seasons before retiring at the end of the 2016-17 campaign.

Fisher advises the coaching staff on game planning, breaks down film of both the Aztecs and opponents, assists with scheduling, on campus recruiting, practice plans and workouts.

Prior to his current role, Fisher was an assistant coach who helped the Aztecs to eight consecutive 20-wins seasons, including five straight years with at least 23 victories, to go with eight consecutive postseason berths. Among the highlights during that stretch were 2011's 34-3 record and Sweet 16 appearance. In 2012-13, SDSU advanced to the NCAA tournament for the fourth year in a row and moved on to the third round for the second time in three seasons.

During his tenure as an assistant, Fisher helped secure the 2009-10 incoming class, which featured the California Player of the Year Kawhi Leonard. The 2009-10 incoming group was ranked No. 15 in the nation by The HOOP SCOOP Online and was rated as the No. 1 class among non-automatic qualifying BCS schools by The HOOP SCOOP Online and Rivals.com. ESPN.com slotted the Aztec incoming class at No. 4 in its "mid-major recruiting."

The hype was well deserved as Leonard became the first freshman in MW history to be named to the all-con-



ference first team, all while earning league freshman of the year honors and MW tournament MVP accolades. Leonard additionally was one of only four freshmen nationally to lead his team in scoring and rebounding. In 2011, Leonard was an all-conference first-team pick, All-American and first-round NBA Draft pick. He and classmate, Chase Tapley, were also regulars in the starting lineup together for two seasons. Tapley, meanwhile, was a four-year starter, all-conference selection and one of the winningest players in Aztec history.

In addition, Fisher was also the lead recruiter for James Rahon, who helped SDSU win 83 games during his three years of eligibility, including three in the NCAA tournament. With Rahon in the fold for 2010-11, Fisher helped secure a 6-5 guard in Jamaal Franklin. Three years later, Franklin became a 2013 NBA Draft pick.

The 2012-13 group, which Fisher also help secure, was acknowledged as one of the best in the country as Rivals.com tabbed the class as the 24th-best nationally. Fisher helped sign freshman Matt Shrigley and was responsible for landing JJ O'Brien, a transfer who started 33 of 34 games in 2012-13.

As the director of operations, Fisher handled many of the day-to-day operations, including scheduling, summer camps and organizing all aspects of team travel. He also represented the basketball program with the athletic administration.

During his time supervising the team's schedule, the Aztecs played high-profile games against Arizona, California, Providence, Iowa State, Washington and

Washington State among others. In addition, he arranged SDSU to play in the BP Top of the World Classic in Fairbanks, Alaska, the Shamrock Invitational in Moraga, Calif., the World Vision Classic in Fresno, Calif., and the prestigious John R. Wooden Classic in Anaheim, Calif., in past seasons.

In his four years as the team's schedule maker, the Aztecs won 92 games, an average of 23 wins per season, and reached the postseason four times.

In previous seasons, when SDSU had two assistant coaches, Fisher officially took on coaching responsibilities, including conducting individual workouts and off-campus recruiting.

Fisher graduated from the University of Michigan in December of 2001, with a bachelor's degree in psychology.

Around basketball a majority of his life, Fisher amassed a variety of experience in a short period of time.

From 1998-2001, Fisher worked in a variety of capacities for Lincoln High School in Ann Arbor, Mich. He served as the varsity assistant head coach, head junior varsity coach and the head freshman coach during his tenure, assisting in all areas of the program.

He served as associate head coach for an Ann Arbor AAU team in the summer of 2001. Many of the players on that squad went on to play college basketball.

Fisher enjoys spending his vacation time at Devils Lake in Manitou Beach, Mich. He and his wife, Jill, live in Escondido with their son, Max.

INTRODUCTION

COACHES & STAFF

PLAYERS

2019-20 REVIEW

RECORDS

HISTORY

UNIVERSITY

AZTEC BASKETBALL MEDIA GUIDE



Matt Soria

**Assistant A.D. • Director of Operations • 21st Season at San Diego State
San Diego State '02**

Matt Soria begins his 21st year with the San Diego State men's basketball program and his 14th as the director of basketball operations. In 2015-16, Soria had assistant athletic director added to his title.

In November 2007, Soria was named the director of basketball operations after Mark Fisher, who previously held the position, was promoted to assistant coach. Soria handles day-to-day operations, including scheduling, summer camps and organizing all aspects of team travel.

During his tenure, the Aztecs have played in high-profile events such as the Maui Jim Maui Invitational, the Hawaiian Airlines Diamond Head Classic, the Wooden Legacy, the Basketball Hall of Fame Classic, and the Continental Tire Las Vegas Invitational. More recently, he helped San Diego State men's basketball join the Jordan Brand roster, which was announced in April of 2018.

As part of the deal with Jordan, the Aztecs wear the latest Jordan Brand performance footwear and all on-court apparel including uniforms, practice gear and travel attire is "Jumpman" branded.

With the announcement, SDSU became the eighth men's basketball team in the Jordan lineup, joining Florida, Georgetown, Houston, Marquette, Michigan, North Carolina and Oklahoma. The Aztecs are the only program in the western half of the country to be partnered with the iconic brand.

Prior to his current post, Soria was the basketball program's director of player development, a position he held for three years.

Soria assisted the basketball coaching staff with video breakdown, travel, community service and handled many of the day-to-day office duties.

During his three-year tenure as the director of player development, the Aztecs went a combined 57-38, won the 2006 Mountain West regular season and

tournament championships, earned a berth to the 2006 NCAA tournament and advanced to the second round of the 2007 postseason NIT.

Prior to his promotion to director of player development, Soria was a three-year manager for the Aztecs, serving as the team's head manager for the 2001-02 and 2002-03 seasons. Both of those seasons SDSU advanced to postseason play.

Soria graduated from San Diego State with a bachelor's degree in political science in December 2002, and earned his master's degree in educational technology from SDSU in December 2006.

Soria played collegiate basketball for two seasons at Cabrillo College in Aptos, Calif., before transferring to San Diego State.

Soria is married to the former Melissa Schuetz. The couple has a 10-year old son, Dylan, and a seven-year old daughter, Riley. The Soria family resides in San Diego.

Matt Soria

**Assistant Athletic Director
Director of Basketball
Operations**

Birthdate

Feb. 3, 1979

Education

2002
Bachelor of Arts
San Diego State

2006

Master of Arts
San Diego State

Record Breakdown

SDSU Staff: 474-212





JD Pollock

Director of Player Development

Birthdate
May 23, 1986

Education
2009
Bachelor of Science
Kennesaw State

2011
Master of Arts
TCU

Record Breakdown
SDSU Staff: 73-26
SDSU/Division I Career: 137-63

JD Pollock

**Director of Player Development • 4th Season at San Diego State
Kennesaw State '09**

JD Pollock enters his fourth season at San Diego State as the program's director of player development. He joined the men's basketball coaching staff in September 2017, after a successful stint at CSU Bakersfield.

Pollock's main responsibilities for the program include scouting, film preparation, camps and academics.

In his first three seasons on The Mesa, he has helped the Aztecs to a 73-26 record, its conference-leading 11th & 12th Mountain West championships (2017-18 tournament & 2019-20 regular season), three straight appearances in the Mountain West Tournament championship game and a return to the NCAA tournament for the seventh time in the last 11 years (2017-18). In 2019-20, San Diego State completed one of the greatest seasons in Aztec history with a 30-2 record, including a 17-1 mark in conference action and a No. 6 final ranking in the AP Poll. In 2018-19 the team posted a 21-13 record and in the 2017-18 campaign the team finished with at 22-11.

Prior to SDSU, Pollock spent the previous three seasons with the Roadrunners where he was CSU Bakersfield's director of operations before being promoted to assistant coach. In his first two seasons, Pollock served as the director of operations and was responsible for all operation aspects of the program. In his second year as the director of operations, he helped CSUB to its first WAC tournament championship and a berth in the 2016 NCAA tournament.



Following its NCAA run, CSU Bakersfield elevated Pollock to assistant coach and the Roadrunners experienced similar success. In 2016-17, Pollock helped CSUB to its first regular-season WAC title and a berth in the NIT, where it advanced to the national semifinals, becoming the first No. 8 seed to make it to Madison Square Garden and New York City.

In three seasons at CSU Bakersfield, Pollock helped the Roadrunners to a 64-37 record (30-12 WAC), including a 49-19 mark in his final two years.

Prior to his time in Bakersfield, Pollock had a similar career path at Central Arizona College (CAC) where he was an assistant coach for two seasons (2011-13) before becoming the head coach for the 2013-14 campaign. As an assistant, he helped the 2012-13 Central Arizona squad post a school-record 30-5 mark that saw them capture conference, region and district championships along the way. The next season he was named head coach and ultimately helped CAC to a 64-31 record in three seasons and recruited/coached nine players that moved on to play Division I basketball, including two National Junior College Athletic Association (NJCAA) All-Americans.

Pollock landed on the Coolidge, Ariz., campus after a two-year stint at TCU where he was a graduate assistant for the 2009-10 and 2010-11 seasons. While in Fort Worth, Pollock earned his master's degree, which came after a playing career at Kennesaw State. The 2008-09 team captain received his bachelor's degree later that

year in sports management.

Pollock began his collegiate playing career at Berry College in Rome, Ga. In 2005, he ranked third nationally in NAIA in steals.

Pollock and his wife, Irene, live in Capistrano Beach, Calif., and welcomed their first child, a daughter named Paisley, in the August of 2020.

INTRODUCTION

COACHES & STAFF

PLAYERS

2019-20 REVIEW

RECORDS

HISTORY

UNIVERSITY

AZTEC BASKETBALL MEDIA GUIDE



Sergio Ibarra

Associate Athletic Trainer

Sergio Ibarra

Associate Athletic Trainer • 5th Season at San Diego State
Alfred University '06

Sergio Ibarra is in his fifth season with San Diego State as an associate athletic trainer with his primary focus on the men's basketball and men's golf programs. He also provides assistance for SDSU's other athletic teams.

Ibarra handles all the medical needs for the men's basketball squad throughout the year, and supervises and coordinates all rehabilitative efforts in case of injury.

A certified member of the National Athletic Trainers Association (NATA), Ibarra comes to the Aztecs from his most recent stop as the head athletic trainer of the New York Cosmos Soccer Club, a National Premier Soccer League (NPSL) team in Uniondale, N.Y.

Ibarra has extensive collegiate experience with stops at the University of Bridgeport, Hofstra University, Westmont College, Elmira College and Santa Barbara City College.

Along the way, Ibarra has also gained clinical experience throughout the state of New York and in California, more specifically Santa Barbara and San Luis Obispo Counties.

A former student-athlete, Ibarra was a four-year lacrosse player at Alfred University in Alfred, N.Y., where he earned his bachelor's degree in athletic training, exercise science in 2006. While obtaining his degree, Ibarra was a member of the Student-Athlete Advisory Committee (SAAC) and president of the Athletic Training Club in 2004-05.

From Alfred, Ibarra went 75 miles east to Elmira College in Elmira, N.Y., where he successfully worked toward and obtained his master's degree in health service management in 2010.



Justin Landry

Assistant Strength & Conditioning Coach

Justin Landry

Assistant Strength & Conditioning Coach • 1st Season at San Diego State
Cal State East Bay '12

With more than 12 years of experience in the athletic strength and conditioning field, Justin Landry was appointed the strength and conditioning coach for the San Diego State men's basketball programs on August 25, 2020.

Landry, a native of Oakland, Calif., spent the previous 16 months as assistant strength coach at Georgia State University in Atlanta. He worked primarily with the men's basketball as well as men's and women's golf teams, and in that time, he developed individual programs to improve athletic performance through agility training, weightlifting, core exercises and regeneration sessions.

As a result, in 2019-20, Georgia State completed its fourth straight men's basketball season of at least 19 wins. Two of the student-athletes he worked with were recognized as All-Sun Belt Conference performers, with one earning National Association of Basketball Coaches (NABC) All-District 24 designation.

Before joining the staff at Georgia State, Landry spent three years at UC Davis as its associate strength and conditioning coach, working with five sports including men's basketball. The basketball team won the 2017-18 Big West Conference regular-season title as well as the 2016-17 Big West Tournament championships. In each of those years, the team advanced to the postseason: the NCAA Tournament in 2016-17 and the NIT in 2017-18. The 2017-18 team, which finished 22-11, boasted the Player of the Year, Sixth Man of the Year, and Newcomer of the Year in the Big West. Posting a 23-13 mark in 2016-17, five student-athletes were named All-Big West performers.


He was on the strength and conditioning staff at Troy University for the 2015-16 school year where, working with men's basketball, two student-athletes earned Sun Belt Conference Player of the Week honors and one earned All-Sun Belt Conference designation. Landry began his major college professional career at the University of Texas in Austin. There he worked as the performance coach for the basketball program during the 2014-15 season in which the Longhorns went 20-13 and competed in the NCAA Tournament.

Prior to his year in Austin, Landry completed an internship at Baylor University in

Waco, Texas, and was a graduate assistant coach with the women's basketball team at Tennessee State University in Nashville, Tenn.

In addition to his college experience, Landry was the founder/owner of a strength and conditioning business in Oakland, Calif., where he worked with athletes from high school to the professional ranks.

A 2012 graduate of Cal State East Bay, with a degree in pre-athletic training, he completed his master's degree in education in sport science from Tennessee State in 2014. In addition, Landry has earned Certified Strength & Conditioning Specialist (CSCS) designation from the National Strength and Conditioning Association (NSCA).



INTRODUCTION

COACHES & STAFF

PLAYERS

2019-20 REVIEW

RECORDS

HISTORY

UNIVERSITY

AZTEC BASKETBALL MEDIA GUIDE



Monique Cinatl

Learning Specialist / Academic Advisor

Monique Cinatl

Learning Specialist / Academic Advisor • 8th Season at San Diego State University of San Diego '13

Monique Cinatl enters her eighth season at San Diego State and her first working with the men's basketball program as its academic advisor. She initially came to SDSU in 2013 as an Academic Coordinator and was elevated to Academic Advisor in 2015.

In her position, Cinatl supports student-athletes in the areas of course selection and enrollment, declaration of majors, college and university requirements, as well as NCAA academic eligibility rules and regulations. She serves as campus point-person for student-athletes, developing and maintaining effective relationships with academic departments, advisors, faculty, and other key administrative staff across campus. In addition, she coordinates and oversees the tutoring program for the Student Athlete

Academic Support Services (SAASS) department and is responsible for hiring, training, time approval, and supervision of between 50-75 tutors each semester.

During her time on The Mesa, Cinatl completed an internship as an advising assistant at the UCSD School of Global Policy & Strategy Career Services. In addition, while an undergraduate at San Diego, she worked for its Center for Student Success, and the Department of Psychology.

Cinatl graduated magna cum laude from USD in 2013 with a bachelor of arts degree in psychology and communication studies. In 2016, she completed a master of arts degree at SDSU in postsecondary educational leadership with a specialization in student affairs.



Leana DeKock

Administrative Assistant

Leana DeKock

Administrative Assistant • 10th Season at San Diego State San Diego State '11

Leana DeKock enters her tenth season as the administrative assistant for the San Diego State basketball program. She handles administrative duties in the day-to-day operations of the San Diego State basketball office and works closely with head coach Brian Dutcher to organize his schedule.

In addition to assisting Dutcher, DeKock assists the staff with schedules, travel and recruiting responsibilities.

Leana and her husband, David, have two daughters, Mallory and Natalia.



Michael Sohikish

Graduate Student Manager

Michael Sohikish

Graduate Assistant • 1st Season at San Diego State San Diego State '19

Michael Sohikish returns to his alma mater for the 2020-21 season to serve as the team's graduate assistant.

Sohikish lived every basketball player's dream. He began in his freshman year as a graphic designer for the team and then went on to serve for three years as a student manager (2015-17). As a junior, he worked his way onto the roster, and then as a scholarship athlete, competed for the Aztecs against the likes of No. 1/1 Duke in his senior season of 2018-19.

The University City High School product is uniquely qualified for his new position due to the fact that for three years he managed the day-to-day operation of team practices, workouts, and games, in addition to other on and off-court duties.

In two seasons, Sohikish (so-HEEK-ish) appeared in 23 games with one start. His career-high five points came against San Jose State in the 2018-19 season, and his lone start came four days later, on Senior Night, against Fresno State.

At University City High School, he led his team in scoring in both his junior and senior campaigns, including averaging 13.6 points as a senior and, along with 5.6 assists and 2.1 steals per game, helped guide the team to the quarterfinal of the 2014 CIF San Diego Section playoffs.

Sohikish graduated from San Diego State in May 2019 with a degree in civil engineering and one year later, in May 2020, earned a Master of Science in civil engineering from the University of California, Berkeley.



Dr. Christopher Behr

Team Physician/Head Orthopedic Surgeon
22nd Season at San Diego State

Dr. Christopher T. Behr currently serves as head team orthopedic surgeon and has been with San Diego State Athletics since 1999. He is a graduate of Cornell and Cornell University Medical College.

Dr. Behr completed his orthopedic residency and sports medicine fellowship at the renowned Hospital for Special Surgery in New York City, where he worked closely with the New York Giants.

Dr. Behr is board certified in orthopedic surgery and is a partner in the San Diego Orthopedic Associates Medical Group.



Ali Tavakol

Head Student Manager



Dr. Allen Richburg

Director of Athletic Medicine
23rd Season at San Diego State

Dr. Allen Richburg enters his 23rd year as a member of the SDSU athletic medicine staff.

An All-America wrestler at Fresno State, Richburg is a graduate of the Loma Linda University School of Medicine. He trained in family practice at the UCLA Santa Monica Family Practice Residency and completed his training in the San Diego Sports Medicine Fellowship Program.

He is a family physician at the San Diego Sports Medicine and Family Health Center, the head physician at Patrick Henry High and Grossmont College, and a U.S. Olympic team physician at the USOC Arco Training Center in Chula Vista, Calif.



Jakob Briner

Student Manager



Thomas Frias

Student Manager



Sonny Sanfilippo

Assistant Director of Athletic Equipment Services
10th Season at San Diego State
San Diego State '10

Sonny Sanfilippo is in his 10th year as assistant director of equipment services with the San Diego State athletic department.

In his role, Sanfilippo's primary responsibilities include managing, ordering and distributing equipment for the Aztec men's basketball, football, men's soccer, men's golf and women's rowing teams.

Prior to his full-time appointment, Sanfilippo spent three years in the SDSU equipment room as a student equipment manager. He also served as head student manager with the Aztec football program for two seasons.

Sanfilippo received his bachelor's degree in journalism from San Diego State in 2012, and has been a member of the Athletic Equipment Managers Association since 2013.

Sanfilippo and his wife, Lauren, reside in La Mesa, Calif., with their daughter, Mila.

Aztec Players



MOUNTAIN WEST-RECORD 12-TIME CONFERENCE CHAMPIONS



With 22 points against New Mexico on Feb. 11, 2020, senior forward Matt Mitchell became the 34th player in program history to pass the 1,000-career point milestone.

He begins the 2020-21 season with 1,085 points and is ranked 27th on the all-time scoring list.

Inside:

Aguek Arop	30
Jared Barnett	33
Keshad Johnson	35
Nathan Mensah	37
Matt Mitchell	40
Trey Pulliam	44
Jordan Schakel	46
Adam Seiko	50
Terrell Gomez	53
Joshua Tomaić	56
Lamont Butler	59
Keith Dinwiddie Jr.	59
Che Evans	60
Cade Alger	60
Derek Morhar	61
Triston Broughton	61
Tyler Broughton	62

INTRODUCTION

COACHES & STAFF

PLAYERS

2019-20 REVIEW

RECORDS

HISTORY

UNIVERSITY

AZTEC BASKETBALL MEDIA GUIDE



#33

Aguek Arop



Forward

6-6 • 220

Junior

2 Letters

Omaha, Neb.

Omaha South High

Career Highs

Points	11 vs. Brown (12-29-18)
Rebounds	6 vs. Nevada (1-18-20) 6 vs. Grand Canyon (11-13-19)
Assists	3 at UNLV (3-14-19) 3 at Utah State (2-26-19) 3 at Colorado State (2-12-19)
Field Goals	4 at BYU (11-9-19) 4 vs. New Mexico (1-15-19) 4 vs. Cal State Dominguez Hills (12-12-18)
Field Goals Att.	9 at BYU (11-9-19)
3-Pt. Field Goals	1 vs. UNLV (1-26-19) 1 vs. New Mexico (1-15-19) 1 vs. Brown (12-29-18)
3-Pt. Field Goals Att.	2 vs. CSUN (1-1-19)
Free Throws	4 vs. Brown (12-29-18)
Free Throws Att.	4 at Utah State (2-26-19) 4 at Colorado State (2-12-19) 4 vs. Brown (12-29-18) 4 at Illinois State (12-1-18)
Steals	4 at Colorado State (2-12-19)
Blocked Shots	2 at UNLV (3-14-19) 2 at Utah State (2-26-19) 2 vs. Air Force (1-30-19) 2 vs. CSUN (1-1-19)
Minutes	26 at Utah State (2-26-19) 26 vs. Nevada (2-20-19)

Career Numbers	18-19	19-20	Total
Games Played	30	22	52
Games Started	0	0	0
Double-Figure Scoring Games	2	0	2
Led SDSU in Scoring	0	0	0
Led SDSU in Rebounding	0	0	0
Led SDSU in Assists	2	0	2

Inside The Numbers

- Only player on last year's team to grab more offensive than defensive rebounds (26 offensive, 24 defensive).
- Grabbed 50 rebounds in 218 minutes in 2019-20, an average of 9.2 rebounds per 40 minutes played.
- In the final six games of 2019-20 shot 70.6 percent from the floor with 12 rebounds, seven on the offensive glass, four blocks and three steals in 12.4 minutes per game.

Aguek Arop



MOUNTAIN WEST-RECORD 12-TIME CONFERENCE CHAMPIONS

A gifted rebounder and defender with length... Can play the three, four or five... Possesses above average intelligence, work ethic and athleticism.

As a Sophomore (2019-20 Season)

Appeared in 22 games, all off the bench... Averaged 3.1 points and 2.3 rebounds in 9.9 minutes per game... Added eight assists, eight steals and five blocks in 217 minutes... From the floor shot 50.0 percent (32-of-64) and 62.5 percent (5-of-8) from the free throw line... The only player on the squad to record more offensive rebounds (26) than defensive boards (24)... Set and then equaled career-high in rebounds (6) vs. Grand Canyon (11/13) & Nevada (1/18)... In 11-of-22 games he had either more offensive than defensive rebounds or the two stats were equal... Matched a career-best with four baskets at BYU (11/9) and established a career-high with nine shot attempts in the same game... Twice dished out a season-high two assists in back-to-back games; at San Diego (11/20) and vs. LIU (11/22)... Season-best two blocks came versus Utah State, in the Mountain West championship game (3/7)... Saw a season-high 19 minutes of action vs. Boise State, in the semifinal of the Mountain West Championship (3/6)... Against Utah State, in the Mountain West Championship (3/7) went 4-of-5 from the floor for eight points with four rebounds and two blocks... Missed seven games; from vs. San Jose State (12/8) to at Wyoming (1/8)... In the final six games of the season went 12-of-17 (70.6 percent) from the floor with 12 rebounds, seven on the offensive glass, four blocks and three steals in 12.4 minutes per game.

As A Freshman (2018-19 Season)

Played in 31 games, all off the bench, averaging 3.1 points, 2.7 rebounds and 1.0 assist in 14.6 minutes per game... Had 30 assists, 18 blocks and 17 steals in 453 minutes of playing time... Ranked second on the team in blocks, tied for fifth in assists, and third in offensive rebounds (34)... Reached double figure scoring twice during the year... Made his collegiate debut against Arkansas-Pine Bluff (11/6/18) and grabbed two rebounds in nine minutes... Scored a season-best 11 points and grabbed a five rebounds in 14 minutes against Brown (12/29/18)... Had four steals, a season-best, and three assists at Colorado State (2/12/19)... Equaled a season-high three assists at Utah State (2/26/19), and at UNLV (3/14/19) in the Mountain West Championship quarterfinal... Against New Mexico (1/15/19), had 10 points, on 4-of-4 shooting, and grabbed four rebounds (three of which were on the offensive glass)... Also grabbed three offensive boards against Brown and Air Force (1/30/19)... Scored seven points and had a season-high four offensive rebounds at Illinois State (12/1/18)... Logged 20+ minutes eight times, including a season-high 26 against No. 6/6 Nevada (2-20-19)... For the year, shot .446 (37-of-83) from the floor and .612 (19-of-31) from the free throw line.

High School

Attended Omaha South High in Omaha, Neb.... Named the 2016 Nebraska Gatorade Player of the Year after leading the Packers to a Class A state title and 28-1 record... Averaged 15.9 points, 7.8 rebounds, 2.5 assists and 1.1 blocked shots in 2015-16, while shooting 61.8 percent from the floor en route to being named an all-Metro Conference first-team selection and honorary captain by the Omaha World-Herald... In 2016-17, Arop led Nebraska's Class A in points (17.1 ppg.) and rebounds (9.8 rpg.), and once again led Omaha South to the state tournament where it advanced to the semifinals... Earned all-Metro first-team accolades for the second straight year... Was a two-time all-Nebraska selection... Spent 2017-18 at The Skill Factory, a prep school outside of Atlanta, Ga... Helped his team to a 44-6 record and averaged 21 points, 12 rebounds and four assists... Led the team in scoring and rebounding.

Personal

Full name is Aguek Ajang Arop... Born May, 20, 1999, in Khartoum, Sudan... Son of Arop Makoor and Akueliny Deng... Received interest from Nebraska, Texas and Wichita State... Is studying chemistry-biology at SDSU.

2019-20 Arop Game-By-Game, So.

Date	Opponent	S	MP	FG	3FG	FT	R	F	A	T	B	S	TP
N.5	Texas Southern		7	2-5	0-1	1-2	3	0	0	0	0	0	5
N.9	at BYU		16	4-9	0-1	0-0	2	1	0	0	0	1	8
N.13	Grand Canyon		10	2-6	0-0	1-2	6	1	0	1	0	0	5
N.20	at San Diego		14	2-2	0-0	0-0	3	2	2	1	0	1	4
N.22	LIU		9	1-3	0-0	0-0	2	2	2	0	0	0	2
N.25	Tennessee State		15	1-3	0-1	0-0	3	2	0	0	0	0	2
N.28	~ vs. Creighton		13	3-5	0-1	1-1	5	1	1	2	0	1	7
N.29	~ vs. Iowa		9	0-0	0-0	0-0	0	0	1	2	0	0	0
D.4	at Colorado State		2	1-2	0-0	0-0	0	0	0	0	0	0	2
D.8	San Jose State												Did Not Play
D.18	San Diego Christian												Did Not Play
D.20	# vs. Utah												Did Not Play
D.28	Cal Poly												Did Not Play
J.1	*Fresno State												Did Not Play
J.4	*at Utah State												Did Not Play
J.8	*at Wyoming												Did Not Play
J.11	*Boise State		4	0-2	0-0	0-0	1	1	0	1	0	0	0
J.14	*at Fresno State		9	2-2	0-0	0-0	1	0	1	0	0	0	4
J.18	*Nevada		12	1-4	0-0	2-2	6	2	0	0	0	0	4
J.21	*Wyoming		5	0-0	0-0	0-0	1	1	0	1	0	1	0
J.26	*at UNLV												Did Not Play
J.29	*at New Mexico												Did Not Play
F.1	*Utah State												Did Not Play
F.8	*at Air Force		5	0-0	0-0	0-0	0	0	0	0	0	0	0
F.11	*New Mexico		7	1-4	0-0	0-0	4	1	0	0	1	1	2
F.16	*at Boise State		6	0-0	0-0	0-0	1	0	1	1	0	0	0
F.22	*UNLV		10	2-2	0-0	0-0	2	1	0	0	1	0	4
F.25	*Colorado State		11	2-3	0-1	0-0	0	2	0	2	0	1	4
F.29	*at Nevada		9	1-1	0-0	0-1	3	0	0	0	0	0	2
M.5	+vs Air Force		11	2-3	0-0	0-0	1	3	0	1	0	1	4
M.6	+vs Boise State		19	1-3	0-1	0-0	2	2	0	0	1	1	2
M.7	+vs Utah State		15	4-5	0-0	0-0	4	1	0	1	2	0	8

Bold Red indicates season high. * - Mountain West game. + - Mountain West Tournament game (Las Vegas, Nevada). ~ - Continental Tires Las Vegas Invitational (Las Vegas, Nev.). # - Basketball Hall of Fame Classic (Los Angeles, Calif.).



INTRODUCTION

COACHES & STAFF

PLAYERS

2019-20 REVIEW

RECORDS

HISTORY

UNIVERSITY

AZTEC BASKETBALL MEDIA GUIDE

Aguek Arop



MOUNTAIN WEST-RECORD 12-TIME CONFERENCE CHAMPIONS



2018-19 Arop Game-By-Game, Fr.

Date	Opponent	S	MP	FG	3FG	FT	R	F	A	T	B	S	TP
N.6	Arkansas-Pine Bluff		9	0-0	0-0	0-0	2	1	0	0	0	0	0
N.14	Texas Southern		14	1-1	0-0	0-0	4	5	0	3	0	0	2
N.19	~vs. Duke		8	1-3	0-1	0-0	4	1	0	0	1	1	2
N.20	~vs. Xavier		Did Not Play										
N.21	~vs. Iowa State		8	0-1	0-0	0-0	1	1	1	0	0	0	0
N.27	Jackson State		13	0-1	0-1	0-0	4	1	2	1	1	0	0
D.1	# at Illinois State		12	2-4	0-0	3-4	4	1	0	1	0	0	7
D.5	San Diego		16	0-2	0-1	0-0	2	1	1	1	0	0	0
D.8	at California		1	0-0	0-0	0-0	0	0	0	0	0	0	0
D.12	Cal State Dominguez Hills		11	4-6	0-0	0-0	3	2	0	2	0	0	8
D.22	Brigham Young		Did Not Play										
D.29	Brown		14	3-8	1-1	4-4	5	2	0	1	0	1	11
J.1	CSUN		15	0-2	0-2	0-0	2	2	2	1	2	1	0
J.5	*at Boise State		14	0-2	0-1	0-0	1	1	1	0	0	0	0
J.8	*Wyoming		21	1-2	0-0	0-0	3	2	2	1	0	1	2
J.12	*at Air Force		11	1-2	0-0	1-1	1	4	0	0	0	0	3
J.15	*New Mexico		13	4-4	1-1	1-2	4	1	2	2	0	1	10
J.22	*at Fresno State		10	0-1	0-0	0-0	0	2	1	2	0	0	0
J.26	*UNLV		11	2-2	1-1	0-1	2	2	1	2	1	0	5
J.30	*Air Force		17	3-4	0-0	2-3	4	0	0	2	2	1	8
F.2	*at San Jose State		7	1-2	0-1	0-0	1	0	0	0	1	0	2
F.5	*at New Mexico		9	1-3	0-1	3-3	1	2	0	0	0	1	5
F.9	*Utah State		20	0-1	0-0	0-0	5	0	2	0	0	0	0
F.12	*at Colorado State		20	1-4	0-1	2-4	4	1	3	1	1	4	4
F.16	*Boise State		17	2-3	0-0	0-0	4	3	0	1	1	0	4
F.20	*Nevada		26	3-5	0-0	0-2	2	1	0	1	1	1	6
F.23	*at UNLV		24	2-4	0-1	0-1	4	4	2	3	0	1	4
F.26	*at Utah State		26	1-1	0-0	1-4	2	1	3	0	2	1	3
M.2	*San Jose State		Did Not Play										
M.6	*Fresno State		14	0-2	0-0	0-0	3	2	2	0	1	0	0
M.9	*at Nevada		21	1-3	0-0	0-0	4	2	1	0	0	0	2
M.14	+at UNLV		14	1-3	0-0	0-0	2	2	3	0	2	1	2
M.15	+vs. Nevada		14	0-2	0-1	0-0	3	1	1	0	1	0	0
M.16	+vs. Utah State		23	2-5	0-1	2-2	2	0	0	1	1	1	6

Bold Red indicates season high. * - Mountain West game. + - Mountain West Tournament game (Las Vegas, Nevada). ~ - Maui Jim Maui Invitational (Lahaina, Hawaii). # - Mountain West-Missouri Valley Challenge.



Arop's Career Statistics

Year	G-GS	Min.-Avg.	FG-FGA	Pct.	3P-3PA	Pct.	FT-FTA	Pct.	OR	DR	Reb	Avg.	PF-D	AT	TO	BS	ST	Pts	Avg.
2018-19	31-0	453-14.6	37-83	.446	3-15	.200	19-31	.613	34	49	83	2.7	48-1	30	26	18	17	96	3.1
2019-20	22-0	218-9.9	32-64	.500	0-6	.000	5-8	.625	26	24	50	2.3	23-0	8	13	5	8	69	3.1
Total	53-0	671-12.7	69-147	.469	3-21	.143	24-39	.615	60	70	133	2.5	71-1	38	39	23	25	164	3.1

MW Career Statistics

Year	G-GS	Min.-Avg.	FG-FGA	Pct.	3P-3PA	Pct.	FT-FTA	Pct.	OR	DR	Reb	Avg.	PF-D	AT	TO	BS	ST	Pts	Avg.
2018-19	17-0	281-16.5	23-45	.511	2-7	.286	10-21	.476	20	25	45	2.6	28-0	20	15	10	12	58	3.4
2019-20	11-0	80-7.3	10-20	.500	0-1	.000	2-3	.667	8	11	19	1.7	8-0	2	5	2	3	22	2.0
Total	28-0	361-12.9	33-65	.508	2-8	.250	12-24	.500	28	36	64	2.3	36-0	22	20	12	15	80	2.9

INTRODUCTION
 COACHES & STAFF
 PLAYERS
 2019-20 REVIEW
 RECORDS
 HISTORY
 UNIVERSITY

AZTEC BASKETBALL MEDIA GUIDE

Jared Barnett

#21



Guard
6-1 • 145
Sophomore
Squad
Los Angeles, Calif.
Westchester High

Career Highs

Points	2 vs. Texas Southern (11-5-19)
Rebounds	-
Assists	1 vs. Nevada (1/18/20) 1 vs. Cal Poly (12-28-19)
Field Goals	1 vs. Texas Southern (11-5-19)
Field Goals Att.	2 vs. San Diego Christian (12-18-19) 2 vs. Texas Southern (11-5-19)
3-Pt. Field Goals	-
3-Pt. Field Goals Att.	1 vs. San Diego Christian (12-18-19)
Free Throws	1 vs. Cal Poly (12-28-19)
Free Throws Att.	2 vs. Cal Poly (12-28-19)
Steals	1 vs. Texas Southern (11-5-19)
Blocked Shots	-
Minutes	4 vs. San Diego Christian (12-18-19)

Career Numbers

	19-20/Total
Games Played	10
Games Started	0
Double-Figure Scoring Games	0
Led SDSU in Scoring	0
Led SDSU in Rebounding	0
Led SDSU in Assists	0

Inside The Numbers

- The only non-scholarship student-athlete to return from the 2019-20 squad.
- Extrapolated out, would average 7.5 points and 5.0 assists per 40 minutes played.



INTRODUCTION

COACHES & STAFF

PLAYERS

2019-20 REVIEW

RECORDS

HISTORY

UNIVERSITY

AZTEC BASKETBALL MEDIA GUIDE

Jared Barnett



MOUNTAIN WEST-RECORD 12-TIME CONFERENCE CHAMPIONS

A skilled distributor of the basketball... Can do what ever is asked pass, score or rebound... Is more team oriented than concerned with individual statistics.

As a Freshman (2019-20 Season)

Appeared in 10 games, all off the bench... Averaged 0.3 points, 0.2 assists and 0.1 steals in 1.6 minutes per game... Went 1-of-6 from the floor (16.7 percent) and 1-of-2 from the free throw line (50.0 percent)... Bucket came in his collegiate debut, vs. Texas Southern (11/5), where he also picked up his steal... Free throw was tallied against Cal Poly (12/28) where he also recorded his first collegiate assist... Second assist came versus New Mexico (2/11)... Saw a season-high four minutes of floor time against San Diego Christian (12/18).

High School

Attended Westchester High School in Los Angeles, Calif.... Earned second-team All-Western League designation as a senior after averaging 13 points, six assists and three rebounds per game... Helped guide the Comets to a 24-5 record and a birth in the Los Angeles City Section finals in 2018-19... Was named to the academic honor roll in each of his four years... Also competed in track and field.

Personal

Full name is Jared Damani Barnett... Born March 30, 2001 in Baldwin Park, Calif.... Son of Kimberly Thomas and Edward Barnett... Received interest from Pepperdine and San Jose State among others... Is undecided on a major.



2019-20 Barnett Game-By-Game, Fr.

Date	Opponent	S	MP	FG	3FG	FT	R	F	A	T	B	S	TP
N.5	Texas Southern	2	1-2	0-0	0-0	0	2	0	1	1	0	0	2
N.9	at BYU		Did Not Travel										
N.13	Grand Canyon	1	0-0	0-0	0-0	0	0	0	0	0	0	0	0
N.20	at San Diego		Did Not Play										
N.22	LIU	0+	0-0	0-0	0-0	0	0	0	0	0	0	0	0
N.25	Tennessee State		Did Not Play										
N.28	~ vs. Creighton		Did Not Travel										
N.29	~ vs. Iowa		Did Not Travel										
D.4	at Colorado State		Did Not Travel										
D.8	San Jose State		Did Not Play										
D.18	San Diego Christian	4	0-2	0-1	0-0	0	0	0	0	0	0	0	2
O.20	# vs. Utah	2	0-1	0-0	0-0	0	2	0	0	0	0	0	0
D.28	Cal Poly	1	0-0	0-0	1-2	0	0	1	0	0	0	0	1
J.1	*Fresno State		Did Not Play										
J.4	*at Utah State		Did Not Travel										
J.8	*at Wyoming		Did Not Travel										
J.11	*Boise State	2	0-0	0-0	0-0	0	0	0	0	0	0	0	0
J.14	*at Fresno State		Did Not Travel										
J.18	*Nevada	1	0-0	0-0	0-0	0	1	1	0	0	0	0	0
J.21	*Wyoming	1	0-0	0-0	0-0	0	0	0	0	0	0	0	0
J.26	*at UNLV		Did Not Travel										
J.29	*at New Mexico		Did Not Travel										
F.1	*Utah State		Did Not Play										
F.8	*at Air Force		Did Not Travel										
F.11	*New Mexico	2	0-1	0-0	0-0	0	0	0	1	0	0	0	0
F.16	*at Boise State		Did Not Travel										
F.22	*UNLV		Did Not Play										
F.25	*Colorado State		Did Not Play										
F.29	*at Nevada		Did Not Travel										
M.5	+vs Air Force		Did Not Travel										
M.6	+vs Boise State		Did Not Travel										
M.7	+vs Utah State		Did Not Travel										

Bold Red indicates season high. * - Mountain West game. +- Mountain West Tournament game (Las Vegas, Nevada). -- Continental Tires Las Vegas Invitational (Las Vegas, Nev.). # - Basketball Hall of Fame Classic (Los Angeles, Calif.).

Barnett's Career Statistics

Year	G-GS	Min.-Avg.	FG-FGA	Pct.	3P-3PA	Pct.	FT-FTA	Pct.	OR	DR	Reb	Avg.	PF-D	AT	TO	BS	ST	Pts	Avg.
2019-20	10-0	16-1.6	1-6	.167	0-1	.000	1-2	.500	0	0	0	0.0	5-0	2	2	0	1	3	0.3
MW Career Statistics																			
Year	G-GS	Min.-Avg.	FG-FGA	Pct.	3P-3PA	Pct.	FT-FTA	Pct.	OR	DR	Reb	Avg.	PF-D	AT	TO	BS	ST	Pts	Avg.
2019-20	4-0	6-1.5	0-1	.000	0-0	.000	0-0	.000	0	0	0	0.0	1-0	1	1	0	0	0	0.0

INTRODUCTION
 COACHES & STAFF
 PLAYERS
 2019-20 REVIEW
 RECORDS
 HISTORY
 UNIVERSITY
 AZTEC BASKETBALL MEDIA GUIDE

Keshad Johnson

#0



Forward
6-7 • 210
Sophomore
1 Letter
Oakland, Calif.
San Leandro High

Career Highs

Points	7 vs. Texas Southern (11-5-19)
Rebounds	10 vs. Texas Southern (11-5-19)
Assists	2 vs. Cal Poly (12-28-19)
Field Goals	3 at New Mexico (1-29-20)
Field Goals Att.	12 vs. Texas Southern (11-5-19)
3-Pt. Field Goals	2 vs. Grand Canyon (11-13-19)
3-Pt. Field Goals Att.	7 vs. Texas Southern (11-5-19)
Free Throws	3 vs. San Diego Christian (12-18-19)
Free Throws Att.	4 vs. San Diego Christian (12-18-19)
Steals	3 vs. Texas Southern (11-5-19)
Blocked Shots	1 vs. Texas Southern (11-5-19)
Minutes	21 vs. San Diego Christian (12-18-19)

Career Numbers	19-20/Total
Games Played	18
Games Started	0
Double-Figure Scoring Games	2
Led SDSU in Scoring	0
Led SDSU in Rebounding	0
Led SDSU in Assists	2

Inside The Numbers

- His 4.5 offensive rebounds per 40 minutes played ranked second on the team.
- In the three games in 2019-20 in which he played double-digit minutes, he averaged 6.0 points and 6.0 rebounds.
- Grabbed 30 rebounds in 107 minutes in 2019-20, an average of 11.2 rebounds per 40 minutes played.



INTRODUCTION

COACHES & STAFF

PLAYERS

2019-20 REVIEW

RECORDS

HISTORY

UNIVERSITY

AZTEC BASKETBALL MEDIA GUIDE

Keshad Johnson



MOUNTAIN WEST-RECORD 12-TIME CONFERENCE CHAMPIONS

Is arguably the teams most athletic player... Has strength, length, gets off his feet very quickly... Can finish at the rim and is working on extending his range to the three-point line.

rebounds vs. Grand Canyon (11/13)... Was 2-of-2 with a rebound versus Utah (12/21)... At New Mexico (1/29) shot 3-of-5 from the floor, grabbed two rebounds and had two steals.

High School

Attended San Leandro (Calif.) High School... A three-star recruit according to many the major recruiting services... ESPN rated him as a four-star prospect and one of the top-25 high school players in the state his senior year... As a senior led his team with 14.4 points, 8.0 rebounds, 3.0 assists, 2.3 blocks, 1.9 steals and had nine double doubles... Named the West Alameda County Conference-Foothill League's Most Valuable Player and a *San Francisco Chronicle* third-team All-Metro Boys performer in 2018-19... The team went 24-6 overall, won the West Alameda County Conference-Foothill League title with a 9-1 record and advanced to the CIF State Boys Basketball Division I playoffs... As a junior at Envision Academy, he averaged 24.0 points, 12.4 rebounds, 4.2 blocked shots, 3.4 assists and 2.8 steals per game, and led the team to the CIF State Boys Basketball Division V playoffs.

As a Freshman (2019-20 Season)

Appeared in 18 games, all off the bench... Averaged 1.9 points and 1.7 rebounds in 5.9 minutes per game... Added four assists, one block and five steals in a total of 107 minutes... Shot 12-of-34 (35.3 percent) from the floor, including 4-of-18 (22.2 percent) from three-point range and made 6-of-16 (37.5 percent) from the charity stripe... 12-of-30 rebounds (40.0 percent) came on the offensive glass... Played a season-high 21 minutes vs. San Diego Christian (12/18) where he pulled down six rebounds... Grabbed a season-best 10 rebounds vs. Texas Southern (11/5) where he also recorded season-highs in points (seven), steals (three) and blocks (one)... Went 2-of-4, all from three-point range, for six points and grabbed two



2019-20 Johnson Game-By-Game, Fr.

Date	Opponent	S	MP	FG	3FG	FT	R	F	A	T	B	S	TP
N.5	Texas Southern	15	3-12	1-7	0-2	10	2	0	3	1	3	7	
N.9	at BYU	5	0-0	0-0	0-0	0	1	0	0	0	0	0	0
N.13	Grand Canyon	8	2-4	2-4	0-0	2	0	0	0	0	0	0	6
N.20	at San Diego	6	0-0	0-0	0-0	0	1	0	0	0	0	0	0
N.22	LIU	3	0-0	0-0	1-2	0	0	0	1	0	0	1	
N.25	Tennessee State	Did Not Play											
N.28	~ vs. Creighton	4	0-1	0-0	0-0	3	1	1	1	0	0	1	
N.29	~ vs. Iowa	Did Not Play											
D.4	at Colorado State	Did Not Play											
D.8	San Jose State	4	0-2	0-1	0-0	0	1	0	0	0	0	0	0
D.18	San Diego Christian	21	1-5	0-1	3-4	6	1	1	1	0	0	5	
O.20	# vs. Utah	2	2-2	0-0	0-0	1	0	0	0	0	0	4	
D.28	Cal Poly	7	0-1	0-1	0-2	2	0	2	1	0	0	0	
J.1	*Fresno State	Did Not Play											
J.4	*at Utah State	Did Not Play											
J.8	*at Wyoming	6	1-1	1-1	2-2	1	0	0	0	0	0	5	
J.11	*Boise State	1	0-0	0-0	0-0	0	1	0	0	0	0	0	
J.14	*at Fresno State	Did Not Play											
J.18	*Nevada	1	0-0	0-0	0-0	2	1	0	1	0	0	0	
J.21	*Wyoming	2	0-0	0-0	0-0	1	0	0	0	0	0	0	
J.26	*at UNLV	4	0-0	0-0	0-0	0	0	0	0	0	0	0	
J.29	*at New Mexico	12	3-5	0-2	0-2	2	0	0	0	0	2	6	
F.1	*Utah State	Did Not Play											
F.8	*at Air Force	5	0-1	0-1	0-2	0	0	0	0	0	0	0	
F.11	*New Mexico	2	0-0	0-0	0-0	0	0	0	0	0	0	0	
F.16	*at Boise State	Did Not Play											
F.22	*UNLV	Did Not Play											
F.25	*Colorado State	Did Not Play											
F.29	*at Nevada	Did Not Play											
M.5	+vs Air Force	Did Not Play											
M.6	+vs Boise State	Did Not Play											
M.7	+vs Utah State	Did Not Play											

Bold Red indicates season high. * - Mountain West game. + - Mountain West Tournament game (Las Vegas, Nevada). ~ - Continental Tires Las Vegas Invitational (Las Vegas, Nev.). # - Basketball Hall of Fame Classic (Los Angeles, Calif.).

Johnson's Career Statistics

Year	G-GS	Min.-Avg.	FG-FGA	Pct.	3P-3PA	Pct.	FT-FTA	Pct.	OR	DR	Reb	Avg.	PF-D	AT	TO	BS	ST	Pts	Avg.
2019-20	18-0	107-5.9	12-34	.353	4-18	.222	6-16	.375	12	18	30	1.7	12-0	4	8	1	5	34	1.9

MW Career Statistics

Year	G-GS	Min.-Avg.	FG-FGA	Pct.	3P-3PA	Pct.	FT-FTA	Pct.	OR	DR	Reb	Avg.	PF-D	AT	TO	BS	ST	Pts	Avg.
2019-20	9-0	35-3.9	4-9	.444	1-5	.200	2-6	.333	3	3	6	0.7	5-0	0	1	0	2	11	1.2

INTRODUCTION
 COACHES & STAFF
 PLAYERS
 2019-20 REVIEW
 RECORDS
 HISTORY
 UNIVERSITY
 AZTEC BASKETBALL MEDIA GUIDE



#31

Nathan Mensah



Forward

6-10 • 230

Junior

2 Letters

Labadi, Accra, Ghana

Findley Prep (Nev.)

Career Highs

Points	16 vs. New Mexico (1-15-19)
Rebounds	12 vs. San Jose State (12-8-19)
Assists	4 vs. San Jose State (3-2-19)
Field Goals	7 vs. New Mexico (1-15-19)
	7 vs. Grand Canyon (11-13-19)
Field Goals Att.	9 at San Diego (11-20-19)
	9 vs. Nevada (3-15-19)
3-Pt. Field Goals	-
3-Pt. Field Goals Att.	-
Free Throws	5 vs. Texas Southern (11-14-18)
Free Throws Att.	6 vs. Texas Southern (11-14-18)
Steals	2 vs. San Diego Christian (12-18-19)
	2 vs. San Jose State (12-8-19)
	2 vs. Iowa (11-29-19)
	2 vs. Creighton (11-28-19)
Blocked Shots	4 vs. San Jose State (12-8-19)
Minutes	32 vs. Utah State (2-9-19)

Career Numbers	18-19	19-20	Total
Games Played	34	13	47
Games Started	20	13	33
Double-Figure Scoring Games	6	4	10
Led SDSU in Scoring	0	1	1
Led SDSU in Rebounding	7	6	13
Led SDSU in Assists	0	0	0

Inside The Numbers

- Among players who appeared in no more than 13 games and were on the court for at least 20 minutes per game, his .617 field goal percentage led the nation.
- In 34 games in 2018-19 totaled four double-digit rebounding games and in 13 games in 2019-20 he had three.
- Grabbed 89 rebounds in 263 minutes in 2019-20, an average of 13.5 rebounds per 40 minutes played.

INTRODUCTION

COACHES & STAFF

PLAYERS

2019-20 REVIEW

RECORDS

HISTORY

UNIVERSITY

AZTEC BASKETBALL MEDIA GUIDE

Nathan Mensah



MOUNTAIN WEST-RECORD 12-TIME CONFERENCE CHAMPIONS

Is physically strong and one of the team's best defenders... Has the ability to be an anchor on defense... Is one of the team's top finishers around the hoop.

As a Sophomore (2019-20 Season)

A starter in the team's first 13 games, before an injury halted his season... Averaged 6.9 points, 6.8 rebounds and 1.7 blocks in 20.3 minutes per game... Added 10 steals and four assists in 264 total minutes... Shot 61.7 percent from the floor (37-of-60) which led the team, regardless of the number of games played... Despite playing just over a third of the season, led the team in total blocks (22) and rebounds per game... Twice, against Grand Canyon (11/13) and versus Utah (12/21), in the Basketball Hall of Fame Classic, scored a season-high 14 points... Lone double double of the year (12 points and 12 rebounds) came against San Jose State (12/8) where he also had a career-best four blocked shots... In addition to his 12 boards vs. SJSU, had two more double digit rebounding efforts with 11 each vs. Texas Southern (11/5) & at BYU (11/9)... Led the team in rebounds in six of the 13 games in which he played... Assists came at BYU (11/9), vs. LIU (11/22), at Colorado State (12/4) and against San Jose State... Shot better than 50.0 percent in 10 of the 13 games in which he appeared... Against Grand Canyon (11/13), he was 7-of-8 (87.5 percent) from the floor for 14 points and grabbed nine rebounds with one assist... Played a season-high 25 minutes at Colorado State (12/4).

As a Freshman (2018-19 Season)

MW Rankings: 5th in blocks, 10th in offensive rebounds, 16th in rebounds

Appeared in all 34 games, earning starts in the final 20... Averaged 5.6 points and 5.5 rebounds in 18.9 minutes per game... Led the team with 39 blocks, had 20 assists and nine steals in 643 minutes... His 187 total rebounds and 39 blocks rank eighth and fourth, respectively, in SDSU's Division I freshman history... After being inserted in the starting line up his scoring and rebounds increased to 6.1 and 5.9, respectively... Shot a team-high .541 (72-of-133) from the floor; the only player to shoot over .500 with a minimum of 100 shot attempts... Ranked second in total rebounds (187) and led the team with 80 offensive boards... Led the squad in rebounding eight times... Recorded two double doubles... Had four double digit rebounding games and six double figure scoring contests... Made his collegiate debut against Arkansas-Pine Bluff (11/6/18) grabbing three rebounds and scoring two points... Scored his first college bucket and finished 3-of-4 from the field against Texas Southern (11/14/18) where he finished with 11 points and a then season-high five rebounds and two blocks... In 14 minutes against Jackson State (11/27/18), grabbed a team-leading 11 boards, his first career double-digit rebounding game, and added five points and a block... In the next game, at Illinois State (12/1/18), had 10 rebounds including a then season-high four on the offensive end, and scored four points, had a block and a steal in 23 minutes... Scored a career-high 16 points on 7-of-7 shooting, equaling a Mountain West and Viejas Arena single-game field goal percentage record, and was 2-of-2 from the line against New Mexico (1/15/19) where he also contributed seven rebounds and an assist... Recorded his first career



2019-20 Mensah Game-By-Game, So.

Date	Opponent	S	MP	FG	3FG	FT	R	F	A	T	B	S	TP
N.5	Texas Southern	S	17	2-5	0-0	1-4	11	3	0	3	1	0	5
N.9	at BYU	S	23	3-4	0-0	1-4	11	1	1	1	0	0	7
N.13	Grand Canyon	S	21	7-8	0-0	0-0	9	3	0	0	1	0	14
N.20	at San Diego	S	23	5-9	0-0	0-0	5	3	0	1	2	0	10
N.22	LIU	S	17	0-4	0-0	0-0	7	4	1	1	1	1	0
N.25	Tennessee State	S	20	2-5	0-0	2-2	5	0	0	0	2	0	6
N.28	~ vs. Creighton	S	18	1-2	0-0	1-2	6	3	0	1	2	2	3
N.29	~ vs. Iowa	S	17	0-0	0-0	2-2	2	3	0	1	3	2	2
D.4	at Colorado State	S	26	2-2	0-0	2-2	7	3	1	0	1	0	6
D.8	San Jose State	S	26	4-8	0-0	4-5	12	2	1	1	4	2	12
D.18	San Diego Christian	S	18	3-3	0-0	1-2	5	0	0	2	2	2	7
D.20	# vs. Utah	S	24	6-8	0-0	2-2	5	3	0	2	1	1	14
D.28	Cal Poly	S	14	2-2	0-0	0-0	4	2	0	1	2	0	4
J.1	*Fresno State												Did Not Play
J.4	*at Utah State												Did Not Play
J.8	*at Wyoming												Did Not Play
J.11	*Boise State												Did Not Play
J.14	*at Fresno State												Did Not Play
J.18	*Nevada												Did Not Play
J.21	*Wyoming												Did Not Play
J.26	*at UNLV												Did Not Play
J.29	*at New Mexico												Did Not Play
F.1	*Utah State												Did Not Play
F.8	*at Air Force												Did Not Play
F.11	*New Mexico												Did Not Play
F.16	*at Boise State												Did Not Play
F.22	*UNLV												Did Not Play
F.25	*Colorado State												Did Not Play
F.29	*at Nevada												Did Not Play
M.5	+vs Air Force												Did Not Play
M.6	+vs Boise State												Did Not Play
M.7	+vs Utah State												Did Not Play

Bold Red indicates season high. * - Mountain West game. + - Mountain West Tournament game (Las Vegas, Nevada). -- Continental Tires Las Vegas Invitational (Las Vegas, Nev.). # - Basketball Hall of Fame Classic (Los Angeles, Calif.).

Nathan Mensah



MOUNTAIN WEST-RECORD 12-TIME CONFERENCE CHAMPIONS

2018-19 Mensah Game-By-Game, Fr.

Date	Opponent	S	MP	FG	3FG	FT	R	A	T	B	S	TP
N.6	Arkansas-Pine Bluff		13	0-2	0-0	2-4	3	1	0	0	1	2
N.14	Texas Southern		20	3-4	0-0	5-6	5	2	2	1	2	11
N.19	~vs. Duke		10	0-3	0-0	0-0	2	2	1	0	0	0
N.20	~vs. Xavier		15	1-2	0-0	0-0	5	3	0	1	1	2
N.21	~vs. Iowa State		14	0-0	0-0	1-2	5	1	1	1	0	1
N.27	Jackson State		14	2-5	0-0	1-3	11	2	0	1	1	5
D.1	# at Illinois State		23	1-3	0-0	2-2	10	4	0	1	1	4
D.5	San Diego		16	2-2	0-0	2-5	3	3	0	0	2	6
D.8	at California		12	2-2	0-0	2-2	1	0	1	0	0	6
D.12	Cal State Dominguez Hills		18	3-5	0-0	2-3	6	1	0	2	1	8
D.22	Brigham Young		18	3-3	0-0	0-0	2	3	0	1	1	6
D.29	Brown		15	3-4	0-0	3-4	7	3	1	1	2	9
J.1	CSUN		24	2-3	0-0	0-0	6	1	0	0	2	4
J.5	*at Boise State		16	2-5	0-0	0-0	3	2	0	0	1	4
J.8	*Wyoming	S	25	2-4	0-0	0-0	6	5	2	2	1	4
J.12	*at Air Force	S	13	2-3	0-0	0-0	7	4	0	0	0	4
J.15	*New Mexico	S	26	7-7	0-0	2-2	5	4	0	0	1	16
J.22	*at Fresno State	S	12	2-3	0-0	0-0	0	2	0	0	2	4
J.26	*UNLV	S	24	2-4	0-0	4-4	6	3	0	0	2	8
J.30	*Air Force	S	27	1-2	0-0	2-2	5	2	0	1	2	4
F.2	*at San Jose State	S	29	0-2	0-0	0-0	7	4	1	1	0	0
F.5	*at New Mexico	S	23	2-5	0-0	2-2	6	4	0	1	1	6
F.9	*Utah State	S	32	3-6	0-0	4-4	10	3	2	1	3	10
F.12	*at Colorado State	S	21	2-3	0-0	0-1	5	2	1	0	2	4
F.16	*Boise State	S	22	4-6	0-0	2-4	8	5	0	0	2	10
F.20	*Nevada	S	10	2-3	0-0	0-0	6	5	2	1	1	4
F.23	*at UNLV	S	13	0-0	0-0	1-2	4	4	0	1	0	1
F.26	*at Utah State	S	20	2-6	0-0	2-2	8	2	0	0	2	6
M.2	*San Jose State	S	24	6-7	0-0	1-2	11	2	4	0	3	13
M.6	*Fresno State	S	21	4-7	0-0	4-4	7	5	0	1	1	12
M.9	*at Nevada	S	9	0-0	0-0	0-0	0	4	0	2	0	0
M.14	+at UNLV	S	23	3-7	0-0	2-5	7	3	0	1	1	8
M.15	+vs. Nevada	S	25	2-9	0-0	0-0	3	2	0	0	0	4
M.16	#vs. Utah State	S	16	2-6	0-0	0-0	7	1	2	1	0	4

Bold Red indicates season high. * - Mountain West game. + - Mountain West Tournament game (Las Vegas, Nevada). ~ - Maui Jim Maui Invitational (Lahaina, Hawaii). # - Mountain West-Missouri Valley Challenge.

double double with 10 points and 10 rebounds against Utah State (2/9/19), made all four free throw attempts, went 3-of-6 from the field, set a season-high with three blocks and added two assists... Grabbed a team-leading eight rebounds, scored 10 points, with two blocks and one steal against Boise State (2/16/19)... Best game of the season came against San Jose State (3/2/19) with 13-points and a team-leading 11-rebound double double; he made 6-of-7 from the floor, had season-highs with four assists and three blocks and added a steal... Went 4-of-7 from the floor and 4-of-4 from the line in scoring 12 points versus Fresno State (3/6/19), where he also had a team-leading seven rebounds, one block and one steal.

Considered the 14th-best center nationally and a four-star signee by ESPN... Recruiting services Rivals and 247Sports listed him as a three-star player... Averaged 8.3 points, 7.0 rebounds and 1.5 blocked shots in 2017-18 at for a 32-5 Findlay Prep team, according to MaxPreps... Helped the Pilots to a No. 26 national ranking... Prior to his time at Findlay, Mensah played at Prolific Prep in Napa, Calif., where he led the 2016-17 squad to a 29-2 record, a No. 13 national ranking and a No. 4 rating in the state of California, according to MaxPreps.

High School

Attended Findlay Prep in Henderson, Nev...

Mensah's Career Statistics

Year	G-GS	Min.-Avg.	FG-FGA	Pct.	3P-3PA	Pct.	FT-FTA	Pct.	OR	DR	Reb	Avg.	PF-D	AT	TO	BS	ST	Pts	Avg.
2018-19	34-20	642-18.9	72-133	.541	0-0	.000	46-65	.708	80	107	187	5.5	94-4	20	22	39	9	190	5.6
2019-20	13-13	263-20.2	37-60	.617	0-0	.000	16-25	.640	27	62	89	6.8	30-0	4	14	22	10	90	6.9
Total	47-33	906-19.3	109-193	.565	0-0	.000	62-90	.689	107	169	276	5.9	124-4	24	36	61	19	280	6.0

MW Career Statistics

Year	G-GS	Min.-Avg.	FG-FGA	Pct.	3P-3PA	Pct.	FT-FTA	Pct.	OR	DR	Reb	Avg.	PF-D	AT	TO	BS	ST	Pts	Avg.
2018-19	18-17	367-20.4	43-73	.589	0-0	.000	24-29	.828	45	59	104	5.8	62-4	12	11	23	5	110	6.1
2019-20	2-2	52-26.0	6-10	.600	0-0	.000	6-7	.857	9	10	19	9.5	5-0	2	1	5	2	18	9.0
Total	20-19	419-21.0	49-83	.590	0-0	.000	30-36	.833	54	69	123	6.2	67-4	14	12	28	7	128	6.4



INTRODUCTION

COACHES & STAFF

PLAYERS

2019-20 REVIEW

RECORDS

HISTORY

UNIVERSITY

AZTEC BASKETBALL MEDIA GUIDE

Matt Mitchell

#11



Forward
6-6 • 235
Senior
3 Letters
Riverside, Calif.
Roosevelt High

Career Highs

Points	31 vs. Eastern Illinois (11-20-17)
Rebounds	12 vs. New Mexico (2-11-20)
Assists	9 vs. New Mexico (1-15-19)
Field Goals	10 vs. Eastern Illinois (11-20-17)
Field Goals Att.	15 vs. New Mexico (2-11-20)
3-Pt. Field Goals	7 vs. Eastern Illinois (11-20-17)
3-Pt. Field Goals Att.	11 vs. Eastern Illinois (11-20-17)
Free Throws	8 vs. Fresno State (1-1-20)
	8 vs. San Diego (12-5-18)
Free Throws Att.	10 vs. San Diego (12-5-18)
Steals	5 at Boise State (2-16-20)
Blocked Shots	3 vs. Air Force (2-3-18)
Minutes	37 vs. Utah State (2-1-20)

Career Numbers	17-18	18-19	19-20	Total
Games Played	33	34	32	99
Games Started	32	33	19	84
Double-Figure Scoring Games	20	17	20	57
Led SDSU in Scoring	6	4	3	13
Led SDSU in Rebounding	3	3	8	14
Led SDSU in Assists	3	2	1	6

Inside The Numbers

- In his career has scored in double figures 56 times with the team going 42-14 in those games and in the 30 contests in which he scored 15 or more points, the Aztecs are 29-1.
- Enters 2020-21 with 1,085 career points (No. 27) & at his career scoring average (11.0 ppg.) could enter the program's top-10 in scoring by the end of the season.
- Returns as the program's leading scorer at 12.2 ppg. and second leading rebounder (4.8 rpg.).



INTRODUCTION

COACHES & STAFF

PLAYERS

2019-20 REVIEW

RECORDS

HISTORY

UNIVERSITY

AZTEC BASKETBALL MEDIA GUIDE

Matt Mitchell



MOUNTAIN WEST-RECORD 12-TIME CONFERENCE CHAMPIONS

An experienced forward who's played in every game in his college career... Put together one of the finest freshman seasons in SDSU history... Can score from all three levels... Is a good free-throw shooter... Can defend multiple positions... Is a versatile player who can fill up the stat sheet... Has improved his decision making, ball-handling, and fitness... Is on the precipice of becoming the third Aztec to score at least 1,000 points, grab 500 rebounds with 200 assists and 100 steals.

Entering the 2020-21 season, he ranks No. 27 on the program's career scoring list (1,085), No. 10 in three-point field goal attempts (377), No. 11 in free throw percentage (.8013) and conference victories

(39), No. 12 in three-point field goal (135), No. 18 in games started (84), No. 19 in victories (73), and No. 22 in free throws (238).

On the program's single-season list, he finished the 2019-20 season ranked No. 2 in free throw percentage (.872), No. 11 in victories (30) and No. 19 in three-point field goal percentage (.393).

As a Junior (2019-20)

MWC Rankings: 2nd in free throw percentage, 17th in scoring, 20th in rebounding

NCAA Rankings: 27th in free throw percentage

A first-team and second-team All-Mountain West performer in the coaches and media polls, respectively... National Association of Basketball Coaches (NABC) second-team All-District 17 honoree... A starter in the final 19 of his 32 appearances... One of six players to appear in all 32 games... Averaged 12.2 points and 4.8 rebounds in 25.9 minutes per game... Added 55 assists, 34 steals and 11 blocks in 827 total minutes of action... Reached double figure scoring 19 times and the team was 18-1 in those games... Had 10 games of 15 or more points and two games of 20 or more points... Shot career-bests from the floor (46.8 percent on 125-of-267 shooting), the three-point line (44-of-112 for 39.3 percent) and the charity stripe (87.3 percent on 96-of-110 attempts)... Finished second on the team in points & points per

2019-20 Mitchell Game-By-Game, Jr.

Date	Opponent	S	MP	FG	3FG	FT	R	A	T	B	S	TP	
N.5	Texas Southern	17	1-7	1-2	6-7	6	3	1	1	0	0	9	
N.9	at BYU	22	2-6	0-2	5-6	6	2	2	4	0	0	9	
N.13	Grand Canyon	20	3-8	2-4	1-2	4	3	3	0	0	1	9	
N. 20	at San Diego	19	3-6	0-1	0-0	4	2	2	1	0	1	6	
N.22	LIU	25	8-12	2-3	0-0	4	4	3	1	0	4	18	
N.25	Tennessee State	19	2-8	0-2	5-6	3	4	1	2	0	1	9	
N.28	~ vs. Creighton	19	5-7	3-3	3-5	4	2	2	1	0	1	16	
N.29	~ vs. Iowa	24	4-6	1-2	2-2	3	3	0	2	1	0	11	
D.4	at Colorado State	25	7-13	2-6	2-2	8	1	1	1	0	0	18	
D. 8	San Jose State	25	4-1	2-4	3-4	9	4	1	3	1	0	16	
D.18	San Diego Christian	17	2-4	1-2	3-3	1	0	3	2	0	2	8	
O.20	# vs. Utah	24	3-10	1-6	0-0	3	2	1	1	0	3	7	
D.28	Cal Poly	25	2-7	0-3	4-5	1	2	0	1	1	2	8	
J.1	*Fresno State	S	35	3-6	1-1	8-9	6	4	1	3	1	15	
J.4	*at Utah State	S	32	7-11	3-4	2-2	7	4	1	2	1	2	19
J.8	*at Wyoming	S	27	1-7	0-3	3-3	8	1	1	0	0	5	
J.11	*Boise State	S	27	3-5	0-1	4-4	7	2	1	2	0	10	
J.14	*at Fresno State	S	31	3-7	1-5	3-4	8	5	0	2	1	0	10
J.18	*Nevada	S	28	4-10	2-7	1-2	3	3	2	1	1	0	11
J.21	*Wyoming	S	21	5-7	3-4	2-2	3	4	0	2	0	1	15
J.26	*at UNLV	S	24	3-9	0-3	2-2	1	4	1	3	0	1	8
J.29	*at New Mexico	S	25	4-8	2-4	2-3	2	1	5	0	1	1	12
F.1	*Utah State	S	37	9-14	4-6	6-6	4	3	1	2	0	1	28
F.8	*at Air Force	S	26	5-6	3-3	3-3	4	4	3	0	1	0	16
F.11	*New Mexico	S	31	9-15	0-3	4-4	12	4	4	1	0	2	22
F.16	*at Boise State	S	29	4-7	1-2	2-2	7	2	3	1	0	5	11
F.22	*UNLV	S	35	3-8	1-3	6-7	4	4	1	3	0	1	13
F.25	*Colorado State	S	35	4-10	3-6	4-5	5	3	2	2	1	1	15
F.29	*at Nevada	S	16	3-7	0-3	2-2	2	4	2	3	1	0	8
M.5	+vs Air Force	S	28	3-7	2-4	2-2	5	3	1	4	0	1	10
M.6	+vs Boise State	S	29	5-11	3-8	4-4	6	2	2	2	0	1	17
M.7	+vs Utah State	S	26	1-7	0-2	2-2	4	2	4	1	0	0	4

Bold Red indicates season high. * - Mountain West game. + - Mountain West Tournament game (Las Vegas, Nevada). ~ - Continental Tires Las Vegas Invitational (Las Vegas, Nev.). # - Basketball Hall of Fame Classic (Los Angeles, Calif.).



game (390/12.2), rebounds & rebounds per game (154/4.8), steals, free throws, free throw attempts & free throw percentage (96/110/83.7) and field goal attempts (267), third in field goals (125) and fourth in assists, blocks and three-point field goals & three-point field goal attempts (44/112)... Enjoyed arguably the best game of his career vs. Utah State (2/1) with a career-high 28 points on 9-of-14 shooting (63.4 percent) including 4-of-6 (66.7 percent) from beyond the three-point line and made all six of his free throws while adding four rebounds, an assist and a steal... Led the team in scoring three times and rebounding eight times... First career double double came vs. New Mexico (2/11) with 22 point and 12 rebounds... His 12 boards versus New Mexico were a career-high and the first time he had reached double digit rebounds on a game... Became the 34th player in program history to reach 1,000-career points in the game against New Mexico... Knocked down multiple three pointers 14 times, including a season-high four vs. Utah State (2/1) and on six occasions nailed three treys in a game... Sank a season-high and career-high equaling eight free throws vs. Fresno State (1/1), a game in which he attempted a season-best nine shots from the line... For the year had seven games of at least seven rebounds and in those games SDSU was undefeated... Picked up least two steals in a game six times, including a career-high five at Boise State (2/16)... A career-best five assists came at Fresno State (1/14), among seven games in which he had

at least three assists... Played at least 30 minutes seven times with a career-high 37:22 versus Utah State... Upon being inserted into the starting lineup against Fresno State (1/1), his season averages went from 10.8-to-13.6 points, 4.3-to-5.2 rebounds, 43.8-to-50.3 percent field goal shooting, 81.1-to-90.9 percentage free throw shooting, and 37.5-to-41.4 percent three-point shooting... Enjoyed a seven-game stretch, from Jan. 29 (at New Mexico) to Feb. 25 (vs. Colorado State), in which he scored in double figures, the longest of his career.

As a Sophomore (2018-19 Season)

Earned starting nods in 33 of the 34 games in which he appeared... Averaged 10.3 points and 4.1 rebounds in 26.4 minutes per contest... Assisted on 61 baskets, had 23 steals and seven blocks in 898 total minutes... Reached double digit scoring 17 times... Hit 115-of-284 (.405) shots on the season, including 42-of-128 (.328) from three-point range and was 77-of-102 (.755) from the free throw line... Finished third on the team in three-pointers (42), free throws (77), free throw attempts (102), rebounds (140) and assists (61), was second in defensive rebounds (122) and fourth in steals (23)... Scored 10 points, grabbed five rebounds with four assists and a steal in the season opener against Arkansas-Pine Bluff (11/6/18)... Enjoyed the first of four 20+ point games on the season against Texas Southern (11/14/18) where he went 7-of-14 from the floor, 6-of-9 from the line and scored 21 points,

INTRODUCTION

COACHES & STAFF

PLAYERS

2019-20 REVIEW

RECORDS

HISTORY

UNIVERSITY

AZTEC BASKETBALL MEDIA GUIDE

Matt Mitchell



MOUNTAIN WEST-RECORD 12-TIME CONFERENCE CHAMPIONS

2018-19 Mitchell Game-By-Game, So.

Date	Opponent	S	MP	FG	3FG	FT	R	A	T	B	S	TP	
N.6	Arkansas-Pine Bluff	S	29	3-9	2-5	2-2	5	1	4	4	0	1	10
N.14	Texas Southern	S	22	7-14	1-5	6-9	5	1	3	1	0	1	21
N.19	~vs. Duke	S	27	3-9	0-4	5-6	3	4	0	2	0	1	11
N.20	~vs. Xavier	S	15	3-5	1-3	2-2	1	3	1	1	1	0	9
N.21	~vs. Iowa State	S	28	3-7	2-4	6-6	6	2	0	1	0	1	14
N.27	Jackson State	S	25	5-10	3-6	2-2	6	0	3	1	1	1	15
D.1	# at Illinois State	S	20	3-9	0-4	3-7	2	4	1	2	0	1	9
D.5	San Diego	S	35	2-4	1-1	8-10	4	5	3	1	0	0	13
D.8	at California	S	23	3-9	1-4	0-0	4	4	3	3	0	0	7
D.12	CS Dominguez Hills	S	23	8-13	3-6	1-2	4	2	2	0	0	0	20
D.22	Brigham Young	S	36	9-12	3-4	1-3	2	2	2	0	0	0	22
D.29	Brown	S	27	3-8	0-3	2-4	1	2	1	3	0	0	8
J.1	CSUN	S	17	2-7	0-2	2-2	5	4	2	2	0	2	6
J.5	*at Boise State	S	13	3-5	0-1	0-0	2	5	1	2	0	0	6
J.8	*Wyoming	S	26	7-11	4-4	2-2	6	5	3	2	0	1	20
J.12	*at Air Force	S	32	2-7	0-2	1-1	2	1	1	3	0	1	5
J.15	*New Mexico	S	30	2-6	1-4	0-0	5	3	9	3	0	0	5
J.22	*at Fresno State	S	34	2-8	0-5	0-0	4	2	0	1	0	0	4
J.26	*UNLV	S	33	4-8	0-2	3-4	5	4	3	3	1	2	11
J.30	*Air Force	S	27	4-9	3-6	0-0	3	3	1	2	0	1	11
F.2	*at San Jose State	S	29	1-6	1-5	2-2	3	3	3	2	0	2	5
F.5	*at New Mexico	S	17	2-7	1-2	0-0	2	3	1	2	0	2	5
F.9	*Utah State	S	25	4-11	1-4	1-1	4	3	2	3	0	2	10
F.12	*at Colorado State	S	27	1-4	0-2	1-2	4	1	1	2	0	0	3
F.16	*Boise State	S	32	3-11	1-5	6-6	7	2	3	1	1	1	13
F.20	*Nevada	S	35	3-9	1-4	1-2	9	2	0	4	0	1	8
F.23	*at UNLV	S	25	3-6	2-4	7-7	5	4	0	0	0	0	15
F.26	*at Utah State	S	22	4-8	3-4	1-1	3	4	0	4	1	0	12
M.2	*San Jose State	S	28	2-9	1-6	3-3	3	2	3	2	1	1	8
M.6	*Fresno State	S	19	2-5	1-2	1-2	7	5	1	0	0	0	6
M.9	*at Nevada	S	33	5-12	3-5	1-4	9	2	2	2	0	0	14
M.14	+at UNLV	S	24	0-5	0-2	4-6	2	1	2	3	1	1	4
M.15	+vs. Nevada	S	29	4-9	1-3	2-2	4	3	0	3	0	0	11
M.16	#vs. Utah State	S	31	3-12	1-5	1-2	3	4	0	2	0	0	8

Bold Red indicates season high. * - Mountain West game. + - Mountain West Tournament game (Las Vegas, Nevada). ~ - Maui Jim Maui Invitational (Lahaina, Hawaii). # - Mountain West-Missouri Valley Challenge.

attempts... Made at least one three-point field goal in 24 of his last 30 games... Connected on 45.0 percent from the field, third best among Aztecs with at least 100 field-goal attempts... Made 71 of his final 140 field-goal attempts (50.7 percent) over the last 18 games of the year, and 47-for-75 from two-point range (62.7 percent)... Reached the double-digit scoring plateau 20 times... Led the team in scoring six times and in rebounding and assists three times apiece... Had at least one steal in 19 of his final 25 games (30 steals)... In the school's Division I freshman record book, finished the season ranked second in three-pointers (49) and free throw percentage (.765), fifth in points (346), seventh three-point field-goal percentage (.358), eighth in minutes played (874) and efficiency points (350), tied for eighth in free throws (65), ninth in efficiency average (10.61) and points-rebounds-assists (534), and tied for 10th in steals (36)... Ranked first among Mountain West freshmen in assists per game and three-pointers, and second in scoring... Started the first game of his career in his SDSU debut vs. San Diego Christian (11/10/17) and was the 15th freshman to start a season-opening game with Dutcher on the bench, dating back to the 1988-89 campaign, and the 10th while Dutcher has been at SDSU... The others are Juwan Howard, Jalen Rose, Chris Webber, Jerod Ward, Albert White, Bradley Jackson,

Steve Sir, Brandon Heath, Richie Williams, D.J. Gay, Tim Shelton, Kawhi Leonard, Trey Kell and Jeremy Hemsley... Set career highs in points (31), steals (3), field goals (10) and three-pointers (7) to go with six rebounds vs. Eastern Illinois (11/20/17)... His seven treys were tied for the fourth most in school history, the most ever by an SDSU freshman, and tied for the second most by an Aztec in Viejas Arena history... He had the most points by an Aztec freshman since 2003 (Evan Burns)... Nationally, his 31 points were the fourth most by a freshman during season... He became one of five freshmen nationally at game's end to score at least 30 points... His seven three-pointers were tied for the second most nationally at the conclusion of the game... Had 12 points and a career-high nine rebounds vs. Washington State (11/26/17)... Played a then-career-high 35 minutes and produced 13 points and a career-high six assists vs. California (12/9/17)... Shared the team lead with 15 points and played a career-high 36 minutes vs. No. 12/15 Gonzaga (12/21/17)... Blocked a career-high three shots, while adding a team-best four assists vs. Air Force (2/3/18)... Scored a game-high 21 points and had a career-high three steals vs. UNLV (2/17/18)... Tied his career high with three steals vs. Boise State (2/27/18)... Had 13 points, five rebounds, three assists and a career-high three steals vs. No. 22/22 Nevada



grabbed five rebounds, and added three assists and a steal in 22 minutes... Wrapped up three straight double figure scoring games to open the season with 11 points against No. 1/1 Duke (11-19-18) in the Maui Jim Maui Invitational... Closed the Maui Invitational with a team-leading 14 points, including 6-of-6 from the free throw line, and pulled down six rebounds versus Iowa State (11-21-18)... Against Jackson State (11-27-18) led the team in scoring with 15 points on 5-of-10 shooting from the field, including 3-of-6 from beyond the arc, had six boards, three assists, a steal and a block... Attempted 10 free throws and made eight, both career-bests, and scored 13 points against San Diego (12-5-18) where he also had four rebounds and three assists in 35 minutes... In 23 minutes against Cal State Dominguez Hills (12-12-18) scored a team-high 20 points on 8-of-13 shooting, including 3-of-6 from three-point range, with four rebounds and a pair of assists... Had his season-high with 22 points, on an efficient 9-of-12 from the floor which included going 3-of-4 from beyond the arc, in a career-high 36 minutes against Brigham Young (12-22-18)... Against Wyoming (1-8-19) was a perfect 4-of-4 from three-point range, 7-of-11 from the floor and 2-of-2 from the line in scoring 20 points and grabbed six rebounds, had three assists and a steal... Dished out a career-best nine assists and pulled down five rebounds against New Mexico (1-15-19)... Recorded back-to-back 11-point games

against UNLV (1-26-19) and Air Force (1-30-19) shooting a combined 8-of-17 (.471) and totaled eight rebounds, four assists, three steals and a block in the two games... Scored 10 points, grabbed four rebounds, added two assists and two steals against Utah State (2-9-19)... Was 6-of-6 from the line and totaled 13 points with seven boards, three assists, a block and a steal against Boise State (2-16-19)... Equaled a career-high with nine rebounds against No. 6/6 Nevada (2-20-19)... In back-to-back road games, at UNLV (2-23-19) and at Utah State (2-26-19), scored 15 and 12 points, respectively, on a combined 7-of-14 (.500) shooting, 5-of-8 (.625) from three-point range and was 8-of-8 from the line with eight rebounds... Pulled down a team-high seven rebounds and scored six points against Fresno State (3-6-19)... In the regular season finale at No. 17/18 Nevada (3-9-19), he equaled his career-high with nine rebounds and contributed 14 points and two assists... Totaled 11 points and grabbed four rebounds versus No. 14/17 Nevada (3-15-19) in the semifinal of the Mountain West Tournament.

As a Freshman (2017-18 Season)

Named to the Wooden Legacy all-tournament team... Played in all 33 games and started 32 times... Averaged the third-most minutes on the team (26.5)... Posted 10.5 points, 4.0 rebounds, 1.7 assists and 1.1 steals... Tied for the team lead with 49 three-pointers, making 35.8 percent of his

INTRODUCTION
 COACHES & STAFF
 PLAYERS
 2019-20 REVIEW
 RECORDS
 HISTORY
 UNIVERSITY
 AZTEC BASKETBALL MEDIA GUIDE

Matt Mitchell



MOUNTAIN WEST-RECORD 12-TIME CONFERENCE CHAMPIONS

2017-18 Mitchell Game-By-Game, Fr.

Date	Opponent	S	MP	FG	3FG	FT	R	F	A	T	B	S	TP
N.10	San Diego Christian	S	18	1-8	0-5	4-4	8	1	2	3	1	2	6
N.14	at Arizona State		17	0-4	0-2	3-4	2	5	1	2	0	0	3
N.17	McNeese	S	19	1-6	0-3	0-0	3	0	3	1	0	0	2
N.20	Eastern Illinois	S	29	10-14	7-11	4-5	6	2	3	2	0	3	31
N.23	~vs. Sacramento State	S	20	3-8	2-6	3-4	3	1	1	1	0	0	11
N.24	~vs. Georgia	S	27	4-11	1-5	4-4	2	3	0	2	0	0	13
N.26	~vs. Washington State	S	28	3-10	2-6	4-6	9	4	1	5	0	1	12
N.30	at San Diego	S	32	4-4	1-1	4-5	4	2	0	5	0	0	13
D.3	Bradley	S	25	1-4	1-2	2-2	6	0	1	2	0	2	5
D.9	California	S	35	5-8	3-6	0-0	3	4	6	1	0	2	13
D.21	Gonzaga	S	36	4-12	3-8	4-5	5	1	2	2	1	1	15
D.27	*at Wyoming	S	30	3-7	3-6	2-3	6	4	1	3	0	1	11
D.30	*Utah State	S	29	1-7	0-3	0-2	3	2	2	1	0	2	2
J.2	*at Colorado State	S	26	2-6	1-2	4-4	6	3	3	2	0	1	9
J.9	*San Jose State	S	26	3-9	1-6	0-0	4	5	2	2	0	1	7
J.13	*at Boise State	S	28	6-11	0-4	1-1	4	4	0	0	0	1	13
J.17	*Fresno State	S	29	5-9	0-1	3-4	2	4	2	1	0	1	13
J.20	*New Mexico	S	21	3-5	1-3	0-0	2	4	1	3	0	0	7
J.24	*Colorado State	S	30	6-8	3-4	0-0	2	0	4	2	0	1	15
J.27	*at UNLV	S	34	4-9	2-5	1-2	8	3	3	3	0	1	11
F.3	*Air Force	S	27	1-6	1-4	1-2	1	0	4	4	3	2	4
F.6	*at Fresno State	S	34	6-12	1-4	3-4	5	4	2	2	1	1	16
F.10	*at Nevada	S	27	5-9	2-5	0-0	3	3	1	2	0	1	12
F.14	*Wyoming	S	18	0-4	0-0	2-2	6	3	2	3	1	0	2
F.17	*UNLV	S	28	7-9	2-3	5-5	1	2	0	1	0	3	21
F.21	*at Air Force	S	22	6-7	4-5	1-2	2	5	1	2	0	1	17
F.24	*at San Jose State	S	26	5-11	2-6	0-0	3	1	1	2	0	0	12
F.27	*Boise State	S	28	4-9	0-4	3-4	3	2	3	0	0	3	11
M.3	*Nevada	S	26	3-10	2-5	0-0	3	2	0	0	0	2	8
M.8	+vs. Fresno State	S	33	3-7	1-3	3-5	5	2	1	2	1	0	10
M.9	+vs. Nevada	S	27	4-8	2-5	3-4	5	1	3	2	0	3	13
M.10	+vs. New Mexico	S	20	2-4	1-3	0-0	4	2	0	3	0	0	5
M.15	#vs. Houston	S	19	1-2	0-1	1-2	2	3	1	0	0	0	3

Bold Red indicates season high. * - Mountain West game. + - Mountain West Tournament game (Las Vegas, Nevada). ~ - Wooden Legacy (Fullerton, Calif.). # - NCAA Tournament (Wichita, Kan.).

(3/9/18) in the MW semifinals.

High School

A three-star forward, according to Rivals and Scout and was named *The Press-Enterprise's* HSGametime Boys Basketball Player of the Year for the 2016-17 campaign... Helped Roosevelt High School (26-8; 10-0) win its first Big VIII League title, capture the CIF Southern California Regional championship and claim the CIF State Division 1 crown... Finished with senior-season averages of 25.4 points, 9.5 rebounds, 3.0 assists and 2.2 steals, while making 41 percent of his three-point attempts and 89 percent from the charity stripe... Posted 10 games with at least 30 points, had 26 games where he scored a minimum of 20, and recorded 16 double doubles... In three seasons at Roosevelt, helped the Mustangs

to a 71-22 overall record and a 27-3 league record... Prior to his time at Roosevelt, he guided King High School as a freshman to a CIF Southern Section Division IA championship.

Personal

Full name is Matthew Antonio Mitchell II... Born March 18, 1999, in Riverside, Calif.... Son of Paula and Matthew Antonio Mitchell I... Chose SDSU over Utah, LSU, UNLV, West Virginia and Cal State Fullerton... Is studying history at San Diego State.



Chasing History

Matt Mitchell enters the 2020-21 season on the precipice of Aztec history.

He is on the verge of becoming just the third player in program history to amass 1,000 points, 500 rebounds, 200 assists and 100 steals in his Aztec career.

When he reaches the four statistical levels he will join Trey Kell and Winston Shepard as the only Aztecs to post those numbers.

	Points	Rebounds	Assists	Steals
Trey Kell	1,403	518	320	126
Winston Shepard	1,401	708	315	103
Matt Mitchell	1,085	425	173	93

Mitchell's Career Statistics

Year	G-GS	Min.-Avg.	FG-FGA	Pct.	3P-3PA	Pct.	FT-FTA	Pct.	OR	DR	Reb	Avg.	PF-D	AT	TO	BS	ST	Pts	Avg.
2017-18	33-32	874-26.5	116-258	.450	49-137	.358	65-85	.765	24	107	131	4.0	82-3	57	66	8	36	346	10.5
2018-19	34-33	898-26.4	115-248	.405	42-128	.328	77-102	.755	18	122	140	4.1	96-4	61	67	17	23	349	10.3
2019-20	32-19	823-25.7	125-267	.468	44-112	.393	96-110	.873	34	120	154	4.8	91-1	55	54	11	34	390	12.2
Total	99-84	2,595-26.2	356-809	.440	135-377	.358	238-297	.801	76	349	425	4.3	269-8	173	187	26	93	1,085	11.0

MW Career Statistics																			
Year	G-GS	Min.-Avg.	FG-FGA	Pct.	3P-3PA	Pct.	FT-FTA	Pct.	OR	DR	Reb	Avg.	PF-D	AT	TO	BS	ST	Pts	Avg.
2017-18	18-18	489-27.2	70-148	.473	25-70	.357	26-35	.743	12	52	64	3.6	51-2	32	33	5	22	191	10.6
2018-19	18-17	487-27.1	54-142	.380	23-67	.343	30-37	.811	8	75	83	4.6	54-3	34	38	4	14	161	8.9
2019-20	18-16	509-28.3	81-161	.503	28-68	.412	59-66	.894	23	77	100	5.6	57-1	30	31	9	17	249	13.8
Total	54-51	1,485-27.5	205-451	.455	76-205	.371	115-138	.833	43	204	247	4.6	162-6	96	102	18	53	601	11.1

INTRODUCTION

COACHES & STAFF

PLAYERS

2019-20 REVIEW

RECORDS

HISTORY

UNIVERSITY

AZTEC BASKETBALL MEDIA GUIDE

Trey Pulliam

#4



Guard
6-3 • 180
Senior
1 Letter
Bryan, Texas
Consolidated High

Career Highs

Points	18 at UNLV (1-26-20)
Rebounds	5 at Nevada (2-29-20) 5 vs. Cal Poly (12-28-19)
Assists	7 vs. LIU (11-22-19)
Field Goals	6 at UNLV (1-26-20)
Field Goals Att.	6 at UNLV (1-26-20) 6 vs. Fresno State (1-1-20) 6 vs. San Diego Christian (12-18-19)
3-Pr. Field Goals	2 at UNLV (1-26-20)
3-Pr. Field Goals Att.	3 at New Mexico (1-29-20)
Free Throws	4 at UNLV (1-26-20)
Free Throws Att.	6 at UNLV (1-26-20)
Steals	2 vs. Colorado State (2-25-20)
Blocked Shots	1 vs. Boise State (1-11-20) 1 vs. San Diego Christian (12-18-19)
Minutes	27 at UNLV (1-26-20)

Career Numbers	19-20/Total
Games Played	32
Games Started	0
Double-Figure Scoring Games	1
Led SDSU in Scoring	0
Led SDSU in Rebounding	0
Led SDSU in Assists	0

Inside The Numbers

- Among non-starters he led the team in minutes, points, steals, assists, and rebounds in 2019-20.
- His 4.3 assists per 40 minutes played in 2019-20, ranked second on the team and is the leader coming back for 2020-21.
- Equaled an SDSU record when he recorded a perfect night from the floor (minimum of six field goals) when he went 6-of-6 at UNLV (1/26/20) and set his career high in points with 16.
- Against LIU (11/22/19) dished out seven assists in just 20 minutes.
- Among returners, his 2.1:1 assists-to-turnover ratio leads the team.



INTRODUCTION

COACHES & STAFF

PLAYERS

2019-20 REVIEW

RECORDS

HISTORY

UNIVERSITY

AZTEC BASKETBALL MEDIA GUIDE

Trey Pulliam



MOUNTAIN WEST-RECORD 12-TIME CONFERENCE CHAMPIONS

A combo guard who will vie for the starting point guard position in 2020-21... A play maker first who can score around the rim and from three-point range.

As a Junior (2019-20 Season)

Appeared in all 32 games, as a reserve... One of six players who appeared in every contest... Averaged 3.3 points, 1.9 rebounds and 1.9 assists in 17.5 minutes per game... Added 19 steals and two blocks in 561 minutes... Finished the season ranked third in assists (60) and fifth in steals on the team... Scored a season-high 18 points on 6-of-6 shooting from the floor, including 2-of-2 from beyond the three-point arc and was 4-of-6 from the line at UNLV (1/26)... In six games, dished out three or more assists with a single-game high seven versus LIU (11/22)... Had a season-high two steals vs. Colorado State (2/25)... Twice grabbed a season-high five rebounds versus Cal Poly (12/28) and at Nevada (2/29) in the regular-season finale... Snagged a season-best two offensive rebounds in the season-opener vs. Texas Southern (11/5) and against San Diego Christian and Boise State (1/11)... Twice launched a season-best six field goals; vs. San Diego

Christian and at UNLV... Attempted a season-high three three-pointers at New Mexico (1/29) and knocked down a single-game best two treys at UNLV... Played 20+ minutes eight times including a season high 26:34 at UNLV... Finished the year with a 2.1:1 assist-to-turnover ratio.

Junior College (2017-18 & 2018-19)

Competed for two seasons at Navarro College in Corsicana, Texas, playing in 58 games with 52 starts... Averaged 11.6 points, 4.9 assists and 3.6 rebounds... Finished his career ranked second in assists (283), fifth in steals (101) and 11th in scoring (671) at the college... On the program's single season lists he ranks fourth and seventh in assists with 158 in 2018-19 and 125 in 2017-18, is fifth in steals (54 in 2018-19), 10th in field goals (143 in 2018-19), and 17th in field goal attempts (279 in 2018-19)... In his two seasons the team went 43-19 overall and finished 2018-19 ranked No. 24 in the National Junior College Athletics Association (NJCAA)... The Bulldogs reached the NJCAA Division I Region XIV championship game in 2018-19 and earned honorable mention all-East Zone and all-tournament team honors... Had 37 double-digit scoring efforts with a single-game high 30 points... Dished out a career-best 10 assists on three occasions among 19 games in which he led the team in assist.

High School

Attended A&M Consolidated High School in Col-

lege Station, Texas... Played three seasons on the varsity team... As a junior earned All-Brazos Valley honors while averaging 12.9 points, 5.8 rebounds and 3.0 assists... As a sophomore was a second

team all-District 14-5A selection.



2019-20 Pulliam Game-By-Game, Jr.

Date	Opponent	S	MP	FG	3FG	FT	R	F	A	T	B	S	TP
N.5	Texas Southern	18	0-4	0-0	0-0	3	2	0	1	0	0	0	0
N.9	at BYU	14	1-3	0-0	0-0	2	1	1	1	0	1	2	2
N.13	Grand Canyon	21	1-3	0-1	0-0	2	1	4	0	0	0	2	2
N.20	at San Diego	19	0-3	0-0	0-0	1	1	2	1	0	1	0	0
N.22	LIU	20	2-3	0-1	0-0	0	1	7	2	0	0	4	4
N.25	Tennessee State	15	2-5	0-1	1-1	2	0	1	1	0	1	5	5
N.28	~ vs. Creighton	16	0-2	0-0	0-0	0	2	3	2	0	0	0	0
N.29	~ vs. Iowa	13	1-4	0-0	0-0	2	2	2	2	0	0	2	2
D.4	at Colorado State	16	1-2	1-1	0-0	0	1	2	1	0	0	3	3
D.8	San Jose State	12	1-2	0-0	0-0	1	1	1	1	0	1	2	2
D.18	San Diego Christian	18	4-6	0-0	1-4	2	1	2	0	1	1	9	9
O.20	# vs. Utah	15	1-2	0-0	0-0	4	2	3	1	0	1	2	2
D.28	Cal Poly	16	2-3	1-2	2-2	5	1	1	1	0	0	7	7
J.1	*Fresno State	23	3-6	0-1	0-0	1	1	3	0	0	0	6	6
J.4	*at Utah State	22	3-5	0-0	1-1	1	1	5	2	0	1	7	7
J.8	*at Wyoming	22	0-0	0-0	1-2	1	2	2	0	0	1	1	1
J.11	*Boise State	17	0-4	0-1	0-0	3	2	3	0	1	1	0	0
J.14	*at Fresno State	12	1-2	0-0	0-0	3	0	1	1	0	0	2	2
J.18	*Nevada	13	2-4	0-1	0-0	0	0	0	1	0	1	4	4
J.21	*Wyoming	23	0-1	0-0	2-2	1	2	2	0	0	0	2	2
J.26	*at UNLV	27	6-6	2-2	4-6	3	5	1	2	0	0	18	18
J.29	*at New Mexico	18	2-4	1-3	0-0	3	2	2	3	0	1	5	5
F.1	*Utah State	11	0-1	0-0	0-0	0	0	1	0	0	0	0	0
F.8	*at Air Force	16	2-4	1-2	0-0	2	0	0	2	0	1	5	5
F.11	*New Mexico	21	1-4	1-2	0-1	1	2	1	1	0	1	3	3
F.16	*at Boise State	14	0-2	0-1	0-0	1	0	1	1	0	1	0	0
F.22	*UNLV	15	0-1	0-0	0-0	3	1	1	0	0	0	0	0
F.25	*Colorado State	21	2-3	0-1	0-0	3	0	1	0	0	2	4	4
F.29	*at Nevada	21	1-2	0-0	2-2	5	1	2	0	0	0	4	4
M.5	+vs Air Force	19	1-4	0-1	0-0	2	2	2	0	0	1	2	2
M.6	+vs Boise State	15	2-2	0-0	0-1	1	3	1	0	0	1	4	4
M.7	+vs Utah State	18	1-1	0-0	0-0	2	2	2	1	0	1	2	2

Bold Red indicates season high. * - Mountain West game. + - Mountain West Tournament game (Las Vegas, Nevada). ~ - Continental Tires Las Vegas Invitational (Las Vegas, Nev.). # - Basketball Hall of Fame Classic (Los Angeles, Calif.).



Pulliam's Career Statistics

Year	G-GS	Min.-Avg.	FG-FGA	Pct.	3P-3PA	Pct.	FT-FTA	Pct.	OR	DR	Reb	Avg.	PF-D	AT	TO	BS	ST	Pts	Avg.
2019-20	32-0	561-17.5	43-98	.439	7-21	.333	14-22	.636	12	48	60	1.9	42-1	60	28	2	19	107	3.3

MW Career Statistics

Year	G-GS	Min.-Avg.	FG-FGA	Pct.	3P-3PA	Pct.	FT-FTA	Pct.	OR	DR	Reb	Avg.	PF-D	AT	TO	BS	ST	Pts	Avg.
2019-20	18-0	324-18.0	25-53	.472	6-15	.400	10-14	.714	3	29	32	1.8	21-1	29	15	1	11	66	3.7

Jordan Schakel

#20



Guard
6-6 • 200
Senior
3 Letters
Torrance, Calif.
Bishop Montgomery High

Career Highs

Points	19 at BYU (11-9-19)
Rebounds	9 vs. UNLV (2-22-20)
	9 vs. New Mexico (1-29-20)
Assists	3 vs. Fresno State (3-6-19)
	3 vs. CSUN (1-1-19)
Field Goals	7 at BYU (11-9-19)
Field Goals Att.	11 vs. Colorado State (2-25-20)
	11 vs. LIU (11-22-19)
3-Pt. Field Goals	5 vs. Air Force (3-5-20)
	5 at BYU (11-9-19)
3-Pt. Field Goals Att.	10 vs. Air Force (3-5-20)
	10 vs. LIU (11-22-19)
Free Throws	7 vs. Texas Southern (11-14-18)
Free Throws Att.	7 vs. Texas Southern (11-14-18)
Steals	4 vs. Jackson State (11-27-18)
Blocked Shots	1 at New Mexico (1-29-20)
	1 at San Diego (11-20-19)
	1 vs. San Jose State (3-2-19)
	1 at New Mexico (2-5-19)
	1 vs. Brown (12-29-18)
	1 vs. Texas Southern (11-14-18)
	1 at New Mexico (1-20-18)
	1 at Wyoming (12-27-17)
	1 vs. McNeese (11-17-17)
Minutes	37 at California (12-8-18)

Career Numbers	17-18	18-19	19-20	Total
Games Played	33	28	32	93
Games Started	0	16	31	47
Double-Figure Scoring Games	1	9	20	30
Led SDSU in Scoring	0	2	3	5
Led SDSU in Rebounding	0	3	4	7
Led SDSU in Assists	0	2	0	2

Inside The Numbers

- Has progressively increased his scoring average from 3.2 ppg. as a freshman to 10.0 as a junior.
- Has scored in double figures 30 times in his career and in those games SDSU is 27-3.
- Has committed just 41 turnovers in 1,955 career minutes, less than one turnover (.838) per 40 minutes played.
- Needs to average 13.6 points (in a minimum of 27 games played) to become the 35th player in program history to score 1,000-career points.
- Has scored 70.6 percent of his buckets (142-of-201) from beyond the three-point line.

Jordan Schakel



MOUNTAIN WEST-RECORD 12-TIME CONFERENCE CHAMPIONS

A big guard who is one of the top shooters in the Mountain West... Is not hesitant to compete against bigger players in the paint... Has the ability to score in bunches... Takes tremendous care of the ball... Has worked to improve his defense and on becoming more consistent on the offensive side of the ball... Has worked hard in the weight room in an effort to get stronger.

At the end of the 2019-20 season, ranks No. 3 on the program's career list for three-point field goal percentage (.4092) and free throw percentage (.8462), No. 8 in three-point field goals (142), No. 13 in three-point field goal attempts (347), and No. T-16 in conference victories (33).

On the program's single-season list, he finished the 2019-20 season ranked No. 6 in three-point field goal percentage, No. 11 in three-point field goals, No. T-11 in victories and No. 18 in three-point field goal attempts. Also, he ranks No. 13 in three-point field goal percentage (.415 in 2018-19).

As a Junior (2019-20)

MWC Rankings: 8th in three-point field goals
NCAA Rankings: 138th in three-point field goals, 160th in three-point field goals per game

Academic All-Mountain West... Named to the Continental Tires Las Vegas Invitational All-Tournament Team... A starter in 31-of-32 games... One-of-six players to appear in all 32 contests... Averaged 10.0 points and 3.4 rebounds in 26.6 minutes per game... Added 27 steals, 18 assists and two blocks in 850 minutes... Led the team in rebounds four times and in scoring three times... Established career-highs in nearly every statistical category... Led team in three-point field goal percentage (43.6) and free throw percentage (92.7), ranked second in three pointers (71), third in steals and fourth in field goals (105) and rebounds (110)... Reached double figure scoring in 21-of-32 games... Scored at least 15 point in a game five times... Finished with a season and career-high 19 points at BYU (11/9)... At BYU made a season and career-high seven field goals... Hit multiple three pointers in 22-of-32 games and sank at least three in a game 14 times... Aztecs were 21-1 in games in which he drained more than one trey... Knocked down a career-best five threes at BYU (11/9) & at Air Force (3/5)... Made 14-of-19 threes (73.7 percent) to open the season... 71-of-105 (67.6 percent) field goals were from the bonus distance... Attempted a season and career-high 10 three pointers vs. LIU (11/22) and at Air Force... Grabbed at least five rebounds in seven games, including a season and career-high nine boards at New Mexico (1/29) and vs. UNLV (2/22)... Had blocks at San Diego (11/20) and at New Mexico... Among his career-high 25 steals for the year, recorded a season-best two in a

game in nine times... Twice dished out two assists in a game, vs. Texas Southern (11/5) and at New Mexico... Played 30+ minutes nine times, including a season-high 34 minutes vs. Iowa (11/29) in the Continental Tires Las Vegas Invitational.

As A Sophomore (2018-19 Season)

Played in 28 games earning 16 starting assignments... Averaged 7.4 points and 3.6 rebounds in 23.3 minutes per game... Dished out 30 assists, had 22 steals, blocked four shots and committed just 15 turnovers in 651 minutes (an average of one turnover every 43.4 minutes)... Shot .415 (44-of-106) from three-point range, highest on the team among those who had at least 100 attempts... His .841 free throw percentage (37-of-44) led the team... Twice led the team in scoring and three times in rebounding... Hit a three pointer in nine consecutive games (12/8/18-to-1/15/19) making a total of 18-of-44 (.410) over that span... 102 rebounds ranked fifth on the team... His .447 (63-of-141) field goal percentage ranked third on the team among those with at least 100 attempts... Nearly 70 percent of his field goals (44-of-63, .698) were from beyond the three-point line, which led the team... Scored a career-high 16 points on 3-of-4 shooting, including 3-of-3 from long range, and a perfect 7-of-7 from the free throw line, and grabbed a then career-best seven rebounds against Texas Southern (11/14/18)... Made a career-high five field goals, on 5-of-7 shooting, scored 13 points and grabbed five boards versus Xavier (11/20/18)... Had four steals, third most in a game by a Mountain West player, led the team with 15 points, and pulled down two rebounds against Jackson State (11/27/18)... At California (12/8/18), scored 14 points making a career-high four three-pointers in a career-high 37 minutes... Led the team with

2019-20 Schakel Game-By-Game, Jr.

Date	Opponent	S	MP	FG	3FG	FT	R	F	A	T	B	S	TP
N.5	Texas Southern	S	24	5-7	4-5	1-2	4	0	1	0	0	1	15
N.9	at BYU	S	26	7-9	5-7	0-0	5	2	0	3	0	0	19
N.13	Grand Canyon	S	20	2-3	1-2	0-0	1	3	0	0	0	1	5
N. 20	at San Diego	S	25	2-5	1-2	2-2	1	4	1	1	1	1	7
N.22	LIU	S	31	4-11	4-10	3-4	4	1	0	0	0	2	15
N.25	Tennessee State	S	22	0-4	0-4	0-0	6	2	0	2	0	0	0
N.28	~ vs. Creighton	S	29	5-10	3-5	0-0	3	0	1	2	0	2	13
N.29	~ vs. Iowa	S	34	5-6	4-5	0-0	6	0	0	0	0	0	14
D.4	at Colorado State	S	31	4-10	1-6	0-0	4	1	0	0	0	0	9
D. 8	San Jose State	S	28	4-8	1-3	2-2	2	2	1	0	0	0	11
D.18	San Diego Christian	S	18	3-7	2-4	2-2	3	0	0	0	0	2	10
O.20	# vs. Utah	S	23	2-7	2-5	2-2	4	2	1	1	0	0	8
D.28	Cal Poly	S	20	4-8	1-4	3-4	7	2	0	0	0	0	12
J.1	*Fresno State	S	23	1-7	0-4	2-2	2	4	1	1	1	0	4
J.4	*at Utah State	S	31	4-6	3-4	0-0	2	1	0	2	0	0	11
J.8	*at Wyoming	S	28	3-7	3-6	2-2	7	2	1	1	0	2	11
J.11	*Boise State	S	27	1-6	1-4	4-4	2	4	1	0	0	2	7
J.14	*at Fresno State	S	22	0-3	0-2	0-0	0	2	1	0	0	0	0
J.18	*Nevada	S	32	3-7	3-6	3-3	3	0	0	1	0	0	12
J.21	*Wyoming	S	27	4-8	2-6	1-1	1	2	0	0	0	1	11
J.26	*at UNLV	S	25	4-10	3-8	0-0	3	3	1	0	0	1	11
J.29	*at New Mexico	S	29	4-9	3-7	0-0	9	2	2	1	1	2	11
F.1	*Utah State	S	27	2-4	2-4	0-0	1	0	0	0	0	1	6
F.8	*at Air Force	S	30	5-8	2-5	6-6	4	4	1	0	0	0	18
F.11	*New Mexico	S	18	3-7	3-5	2-2	1	3	0	0	0	1	11
F.16	*at Boise State	S	31	5-9	2-6	0-0	4	2	1	0	0	0	12
F.22	*UNLV	S	31	4-10	2-5	0-0	9	5	0	0	0	2	10
F.25	*Colorado State	S	24	4-11	2-6	1-1	4	2	1	0	0	2	11
F.29	*at Nevada	S	26	3-5	3-5	0-0	2	4	1	1	0	0	9
M.5	+vs Air Force	S	30	5-10	5-10	2-2	4	1	0	1	0	0	17
M.6	+vs Boise State	S	29	3-7	3-7	0-0	1	3	0	0	0	1	9
M.7	+vs Utah State	S	28	0-3	0-1	0-0	1	3	1	0	0	2	0

Bold Red indicates season high. * - Mountain West game. + - Mountain West Tournament game (Las Vegas, Nevada). ~ - Continental Tires Las Vegas Invitational (Las Vegas, Nev.). # - Basketball Hall of Fame Classic (Los Angeles, Calif.).



INTRODUCTION

COACHES & STAFF

PLAYERS

2019-20 REVIEW

RECORDS

HISTORY

UNIVERSITY

AZTEC BASKETBALL MEDIA GUIDE

Jordan Schakel



MOUNTAIN WEST-RECORD 12-TIME CONFERENCE CHAMPIONS

2018-19 Schakel Game-By-Game, So.

Date	Opponent	S	MP	FG	3FG	FT	R	A	T	B	S	TP
N.6	Arkansas-Pine Bluff	S	28	1-6	1-4	4-4	5	1	2	1	0	7
N.14	Texas Southern	S	25	3-4	3-3	7-7	7	3	0	0	1	16
N.19	~vs. Duke	S	26	1-5	1-4	2-2	4	4	1	1	0	5
N.20	~vs. Xavier	S	31	5-7	3-5	0-0	5	5	1	1	0	13
N.21	~vs. Iowa State	S	22	3-6	2-5	0-0	1	4	2	1	0	8
N.27	Jackson State	S	26	5-6	2-3	3-4	2	3	1	1	0	4 15
D.1	#at Illinois State	S	25	1-3	1-2	0-0	7	5	0	0	0	3
D.5	San Diego	S	14	0-3	0-2	2-2	4	5	1	0	0	2
D.8	at California	S	37	4-6	4-5	2-2	2	4	1	1	0	14
D.12	CS Dominguez Hills	S	21	3-7	1-4	0-0	7	4	2	1	0	7
D.22	Brigham Young	S	35	4-7	4-6	0-0	8	2	2	2	0	12
D.29	Brown	S	28	2-5	2-4	3-4	3	1	2	1	1	2 9
J.1	CSUN	S	25	1-6	1-6	0-0	4	2	3	0	0	1 3
J.5	*at Boise State	S	20	2-6	1-5	3-4	2	5	2	0	0	1 8
J.8	*Wyoming	S	32	4-7	2-5	4-6	7	4	2	1	0	1 14
J.12	*at Air Force	S	32	1-7	1-5	1-2	3	2	0	0	0	3 4
J.15	*New Mexico	S	15	4-7	2-4	0-0	0	2	1	0	0	1 10
J.22	*at Fresno State	S	6	0-2	0-2	0-0	0	2	0	0	0	0 0
J.26	*UNLV	Did Not Play										
J.30	*Air Force	Did Not Play										
F.2	*at San Jose State	Did Not Play										
F.5	*at New Mexico	18	1-1	0-0	0-0	0	3	0	0	1	1	2
F.9	*Utah State	Did Not Play										
F.12	*at Colorado State	Did Not Play										
F.16	*Boise State	Did Not Play										
F.20	*Nevada	13	2-3	2-2	0-0	3	3	0	0	0	2	6
F.23	*at UNLV	28	3-6	3-6	0-0	6	3	0	0	0	1	9
F.26	*at Utah State	23	5-6	3-4	2-2	3	2	1	1	0	0	15
M.2	*San Jose State	27	4-8	4-8	0-0	6	2	1	0	1	1	12
M.6	*Fresno State	20	2-5	1-3	0-0	6	2	3	2	0	1	5
M.9	*at Nevada	19	0-2	0-1	0-1	1	5	1	0	0	0	0
M.14	+at UNLV	20	1-5	0-4	0-0	4	2	0	0	0	0	2
M.15	+vs. Nevada	13	1-1	0-0	2-2	0	2	0	0	0	0	4
M.16	#vs. Utah State	22	0-4	0-4	2-2	2	3	1	1	0	0	2

Bold Red indicates season high. * - Mountain West game. + - Mountain West Tournament game (Las Vegas, Nevada). ~ - Maui Jim Maui Invitational (Lahaina, Hawaii). # - Mountain West-Missouri Valley Challenge.

seven rebounds against Cal State Dominguez Hills (12/12/18) and added seven points... Had 12 points (4-of-7 from the field, including 4-of-6 from beyond the three-point line) and led the team with a career-high eight rebounds and two assists against Brigham Young (12/22/18)... Dished out a season-best three assists against CSUN (1/1/19) and equaled that mark against Fresno State (3/6/19)... Pulled down seven rebounds and scored 14 points on 4-of-7 shooting, including 4-of-6 from the line, against Wyoming (1/8/19)... Scored 10 points in 15 minutes making four-of-seven shots, including a pair of three pointers, and also added an assist and a steal... Led the team with six rebounds at UNLV (2/23/18) and added nine points on three three-pointers... Equaled a career-best with five field goals (5-of-6), including 3-of-4 from beyond the arc, made both free throw attempts and led the team with 15 points at Utah State (2/26/19)... Made four three-pointers, equaling a career-high, in scoring 12 points and pulled down six boards against San Jose State (3/2/19)... In games in which he scored in double figures the Aztecs were 8-1.

As A Freshman (2017-18 Season)

Played in all 33 games, averaging 3.2 points and 2.1 rebounds in 13.8 minutes... Added 19 assists and 12 steals, while committing just nine turnovers in 455 minutes... Made 27 three-pointers, the fourth-highest total on the team... Finished the

season ranked 10th in the school's Division I record book after making 34.6 percent of his three-point attempts... Reached the double-digit scoring mark once during the year... Finished the campaign with a 26-game streak of committing one turnover or less, which covered 329 minutes... Recorded seven points and zero turnovers in his SDSU debut vs. San Diego Christian (11/10/17)... Played the most minutes off the bench (20), along with Jeremy Hemsley, and recorded his first career assist vs. Eastern Illinois (11/20/17)... Scored three points and grabbed three rebounds, but took two charges to help SDSU defeat Georgia (11/24/17)... Finished with six points, a career-high seven rebounds, a personal-best two assists and a career-high-tying one steal in 26 minutes vs. Washington State (11/26/17)... Made two three-pointers for six points and added five rebounds, and had career highs in assists (2) and steals (2) vs. San José State (1/9/18)... Tied his career high with two assists vs. Colorado State (1/24/18)... Exploded for 11 points in the first half before finishing with a career-high 14 points on 5-of-6 shooting (career-high four three-pointers), five rebounds, two assists and a steal in 17 minutes vs. Wyoming (2/14/18).

High School

Tabbed as a four-star player by both ESPN and Scout, and the 137th player nationally on the Rivals 150, at the time of his signing... Won a school-record

118 games in his career and scored 1,607 points to rank 10th in school history... Guided the Knights to their first CIF State Open Division championship, a CIF Southern Section Open Division title and a Del Rey League crown as a senior... Pushed Bishop Montgomery to No. 1 in the CalHiSports rankings, and finished at No. 1 in the state and No. 3 in the nation, according to MaxPreps... Finished the season at No. 4 in the MaxPreps final rankings... Led BMHS to a 31-2 record in 2016-17... Earned Daily Breeze all-area first-team accolades, first-team all-CIF honors, all-Del Rey League plaudits and all-CIF-Southern Section Open Division recognition... Helped Bishop Montgomery to the Del Rey League championship and an appearance in the CIF State Open Division regional final as a junior... Averaged 18.1 points and 7.1 rebounds, and knocked down 81 three-pointers en route to *Daily Breeze* all-area first-team and all-CIF Southern Section Open Division accolades in his third season... Was a first-team all-CIF, all-state and all-Del Rey League selection as a sophomore, while guiding BMHS to a league title and a CIF Open Division championship... Helped the Knights to the

2013-14 Division IV state championship and Del Rey League title as a freshman... Was a second-team all-Del Rey League pick in 2013-14... Scored 268 points his freshman season, which ranked fifth in program history.



INTRODUCTION

COACHES & STAFF

PLAYERS

2019-20 REVIEW

RECORDS

HISTORY


UNIVERSITY

AZTEC BASKETBALL MEDIA GUIDE

Jordan Schakel



MOUNTAIN WEST-RECORD 12-TIME CONFERENCE CHAMPIONS



2017-18 Schakel Game-By-Game, Fr.

Date	Opponent	S	MP	FG	3FG	FT	R	F	A	T	B	S	TP
N.10	San Diego Christian		15	2-5	1-4	2-2	3	3	0	0	0	1	7
N.14	at Arizona State		8	1-2	0-1	0-0	3	0	0	0	0	0	2
N.17	McNeese		19	3-6	2-5	0-0	4	1	0	1	1	1	8
N.20	Eastern Illinois		20	1-3	1-2	1-2	1	1	1	0	0	0	4
N.23	~vs. Sacramento State		23	2-7	1-4	0-0	4	1	1	1	0	0	5
N.24	~vs. Georgia		15	1-2	1-2	0-0	3	3	1	1	0	0	3
N.26	~vs. Washington State		26	2-4	2-4	0-0	7	3	2	2	0	1	6
N.30	at San Diego		12	0-0	0-0	0-0	1	1	1	0	0	1	0
D.3	Bradley		17	0-2	0-2	2-2	1	4	0	0	0	0	2
D.9	California		2	0-0	0-0	0-0	0	0	0	0	0	0	0
D.21	Gonzaga		8	0-2	0-1	0-0	0	0	0	0	0	0	0
D.27	*at Wyoming		12	1-2	1-2	0-0	0	4	0	0	1	0	3
D.30	*Utah State		11	1-5	0-3	0-0	2	0	0	0	0	0	2
J.2	*at Colorado State		15	1-3	1-2	0-0	5	1	0	0	0	0	3
J.9	*San Jose State		19	2-7	2-4	0-0	5	4	2	1	0	2	6
J.13	*at Boise State		14	2-3	2-2	0-0	0	2	0	0	0	0	6
J.17	*Fresno State		9	0-2	0-1	0-0	1	2	0	0	0	0	0
J.20	*New Mexico		18	2-4	2-4	0-0	1	5	0	0	1	1	6
J.24	*Colorado State		15	0-3	0-2	0-2	3	4	2	0	0	1	0
J.27	*at UNLV		13	1-3	1-3	0-0	1	4	1	0	0	1	3
F.3	*Air Force		19	2-6	2-5	2-2	2	1	1	0	0	0	8
F.6	*at Fresno State		13	0-0	0-0	0-0	1	2	0	1	0	0	0
F.10	*at Nevada		9	0-2	0-2	0-0	1	2	0	1	0	0	0
F.14	*Wyoming		17	5-6	4-5	0-0	5	4	2	1	0	1	14
F.17	*UNLV		16	2-5	2-5	0-0	3	3	2	0	0	1	6
F.21	*at Air Force		19	1-4	1-3	1-1	3	0	0	0	0	1	4
F.24	*at San Jose State		8	0-2	0-2	0-0	0	2	0	0	0	0	0
F.27	*Boise State		13	0-2	0-2	0-0	0	2	0	0	0	0	0
M.3	*Nevada		12	1-3	1-2	0-0	2	0	1	0	0	0	3
M.8	+vs. Fresno State		11	0-2	0-2	0-0	0	1	1	0	0	0	0
M.9	+vs. Nevada		9	0-1	0-1	2-4	1	3	0	0	0	0	2
M.10	+vs. New Mexico		9	0-2	0-1	1-2	4	2	0	0	0	0	1
M.15	#vs. Houston		9	0-0	0-0	2-2	1	1	1	0	0	0	2

Bold Red indicates season high. * - Mountain West game. + - Mountain West Tournament game (Las Vegas, Nevada). ~ - Wooden Legacy (Fullerton, Calif.). # - NCAA Tournament (Wichita, Kan.).

Chasing Aztec History

Senior Jordan Schakel enters the 2020-21 season on the precipice of Aztec history.

He has the opportunity to become just the second player in program history to amass at least 200 three-point field goals and to shoot over .400 from beyond the arc for his career.

At the start of this season, Schakel has 142 threes (No. 8 on the program's career list) and needs 58 more to become the fifth Aztec to make 200 for his career.

Schakel has shot .409 (142-of-347) in his three seasons on The Mesa. But in the last two years has made 115-of-269 (.428) threes, including a career-best .436 (71-of-163) last season.

If he achieves the mark, he will join Tony Ross (1987-89) as the only Aztec to reach those combined numbers. Ross ranks No. 2 in made threes (270) and No. 1 in three-point field goal percentage at .458

Schakel's Career Statistics

Year	G-GS	Min.-Avg.	FG-FGA	Pct.	3P-3PA	Pct.	FT-FTA	Pct.	OR	DR	Reb	Avg.	PF-D	AT	TO	BS	ST	Pts	Avg.
2017-18	33-0	455-13.8	33-100	.330	27-78	.346	13-19	.684	18	50	68	2.1	66-1	19	9	3	12	106	3.2
2018-19	28-16	651-23.3	63-141	.447	44-106	.415	37-44	.841	21	81	102	3.6	85-5	30	15	4	22	207	7.4
2019-20	32-31	849-26.5	105-232	.453	71-163	.436	38-41	.927	22	88	110	3.4	66-1	18	17	2	27	319	10.0
Total	93-47	1,955-21.0	201-473	.425	142-347	.409	88-104	.846	61	219	280	3.0	217-7	67	41	9	61	632	6.8

MW Career Statistics

Year	G-GS	Min.-Avg.	FG-FGA	Pct.	3P-3PA	Pct.	FT-FTA	Pct.	OR	DR	Reb	Avg.	PF-D	AT	TO	BS	ST	Pts	Avg.
2017-18	18-0	252-14.0	21-62	.339	19-49	.388	3-5	.600	13	22	35	1.9	42-1	11	4	2	8	64	3.6
2018-19	12-3	253-21.1	28-60	.467	19-45	.422	10-15	.667	5	32	37	3.1	35-2	11	4	2	12	85	7.1
2019-20	18-17	490-27.2	58-135	.430	36-92	.391	23-23	1.000	12	48	60	3.3	12-0	12	7	1	15	175	9.7
Total	48-20	995-20.7	107-257	.416	74-186	.398	36-43	.837	30	102	132	2.8	89-3	34	15	5	35	324	6.8

Adam Seiko

#2



Guard
6-3 • 210
Junior
2 Letters
Boston, Mass.
Sierra Canyon High (Calif.)

Career Highs

Points	13 vs. Cal State Dominguez Hills (12-12-18)
Rebounds	5 vs. Cal State Dominguez Hills (12-12-18)
Assists	2 at New Mexico (1-29-20) 2 at Wyoming (1-8-20) 2 vs. Fresno State (1-1-20) 2 vs. Cal Poly (12-28-19) 2 at Colorado State (2-12-19) 2 vs. Air Force (1-30-19) 2 vs. New Mexico (1-5-19) 2 vs. Cal State Dominguez Hills (12-12-18) 2 vs. Xavier (11-20-18)
Field Goals	3 at New Mexico (1-29-20) 3 vs. Utah (12-21-19) 3 vs. San Diego Christian (12-18-19) 3 vs. Tennessee State (11-25-19) 3 vs. Cal State Dominguez Hills (12-12-18)
Field Goals Att.	6 at New Mexico (1-29-20) 6 vs. San Diego Christian (12-18-19)
3-Pt. Field Goals	3 vs. Tennessee State (11-25-19) 3 vs. Cal State Dominguez Hills (12-12-18)
3-Pt. Field Goals Att.	5 at New Mexico (1-29-20)
Free Throws	4 vs. Cal State Dominguez Hills (12-12-18)
Free Throws Att.	4 vs. UNLV (1-26-19) 4 vs. Cal State Dominguez Hills (12-12-18) 4 vs. Jackson State (11-27-18) 4 vs. Duke (11-19-18)
Steals	3 vs. Jackson State (11-27-18)
Blocked Shots	1 at New Mexico (2-5-19) 1 at San Jose State (2-2-19)
Minutes	23 at Boise State (1-5-19) 23 vs. Cal State Dominguez Hills (12-12-18)

Career Numbers	18-19	19-20	Total
Games Played	32	29	61
Games Started	0	0	0
Double-Figure Scoring Games	1	0	1
Led SDSU in Scoring	0	0	0
Led SDSU in Rebounding	0	0	0
Led SDSU in Assists	0	1	1

Inside The Numbers

- 75.6 percent (34-of-45) of his made baskets have come from beyond the three point line.
- Has committed one or fewer turnovers in 56-of-61 career games.
- Opened the 2019-20 season on a 23-game (276 minutes) streak of committing one or fewer turnovers.



Adam Seiko



MOUNTAIN WEST-RECORD 12-TIME CONFERENCE CHAMPIONS

As the team's best on-ball defender... Spot-up shooter who, if he knocks down his first shot, can score threes in bunches.

As a Sophomore (2019-20 Season)

Appeared in 29 games, all off the bench... Averaged 2.9 points and 1.0 rebounds in 12.3 minutes per game... Added 16 assists and had 10 steals in 356 minutes... Scored a season-high nine points on 3-of-3 shooting from three-point range against Tennessee State (11/25)... In the season-opener, vs. Texas Southern (11/5), had a season-best two steals... With three assists vs. Air Force in the quarterfinal of the Mountain West Championship (3/5), established a season and career high... Hit a three-pointer in 13 of the 29 games in which he appeared and in six of those games he had multiple threes... Opened the season, and played 53 minutes, before committing a turnover... Prior to the New Mexico match up (2/11), a total of 22 games, committed just 4 turnovers in 271 minutes and went 118 minutes of court action over nine games, at Colorado State (12/4) to versus Boise State (1/11), without a turnover... 20-of-28 buckets (71.4 percent) in 2019-20 were from beyond the three point line... Attempted a career and season-high five three-point field goals at New Mexico (1/29)... Matched season and career-highs with three buckets & six shot attempts at New Mexico... For the year, averaged 1.1 turnovers per 40 minutes played and had a 1.6:1 assist-to-turnover ratio... From the floor hit 28-of-65 shots (43.1 percent), a career-best, including 20-of-54 (37.0 percent) from the bonus distance... Went to the free-throw line nine times, making seven (77.8 percent)... Nine steals equals a

season-high... Played a season-high 22 minutes in the regular-season finale at Nevada (2/29).

As a Redshirt Freshman (2018-19 Season)

Played in 32 games, all off the bench, averaging 2.2 points and 1.0 rebounds in 12.2 minutes... Dished out 20 assists, had nine steals and one block while committing 19 turnovers in 389 minutes... Made his collegiate debut, scoring two points and had zero turnovers in 11 minutes, against Arkansas-Pine Bluff (11/6/18)... Reached double digit scoring once during the season, with 13 points against CSU Dominguez Hills (12/12/18)... Twice logged a season-high 23 minutes, versus CSU Dominguez Hills and at Boise State (1/15/19)... Five times, versus Xavier (11/20/18), CSU Dominguez Hills, New Mexico (1/15/19), Air Force (1/30/19), and at Colorado State (2/12/19), dished out a season best two assists... Lone block came at New Mexico (2/5/19)... Had a career-bests three steals against Jackson State (11/27/18).

As a Freshman (2017-18 Season)

Utilized his redshirt season... Was on the travel squad for all but two games.

High School

Rated a three-star player by Rivals at the time of his signing... Averaged 10.4 points (.430 3FG), 3.2 rebounds, 2.0 assists and 1.6 steals as a senior, according to MaxPreps... Helped Sierra Canyon High School to a 27-3 record (7-0 Gold Coast League), a No. 5 state ranking and a No. 15 national ranking in 2016-17, according to MaxPreps... Guided Sierra Canyon to the semifinals of the 2017 CIF Southern Section Open Division playoffs and to the first round of the CIF State Open Division playoffs... Earned Los Angeles Daily News all-area first-team honors as a

2019-20 Seiko Game-By-Game, So.

Date	Opponent	S	MP	FG	3FG	FT	R	F	A	T	B	S	TP
N.5	Texas Southern	10	1-2	0-1	0-0	0	1	1	0	0	0	2	2
N.9	at BYU												
N.13	Grand Canyon	14	2-3	2-3	0-0	0	1	0	0	0	0	0	6
N.20	at San Diego												
N.22	LIU	2	0-1	0-1	0-0	0	0	0	0	0	0	1	0
N.25	Tennessee State	11	3-3	3-3	0-0	1	0	0	0	0	0	0	9
N.28	~ vs. Creighton	13	1-2	1-1	0-0	2	1	0	0	0	0	0	3
N.29	~ vs. Iowa	9	0-2	0-2	2-2	1	2	1	1	0	0	0	2
D.4	at Colorado State	16	2-4	2-4	2-2	3	0	1	1	0	0	0	8
D.8	San Jose State	12	0-1	0-1	0-0	1	0	0	0	0	0	0	0
D.18	San Diego Christian	21	3-6	2-4	0-0	2	4	1	0	0	0	1	8
O.20	# vs. Utah	11	3-3	2-2	0-0	0	2	0	0	0	0	0	8
D.28	Cal Poly	15	1-4	0-3	0-0	0	1	2	0	0	1	2	2
J.1	*Fresno State	12	0-0	0-0	0-0	1	1	2	0	0	0	0	0
J.4	*at Utah State	12	0-1	0-1	0-0	2	2	0	0	0	0	0	0
J.8	*at Wyoming	19	2-4	1-3	0-0	0	1	2	0	0	0	0	5
J.11	*Boise State	14	1-1	0-0	0-0	1	3	0	1	0	1	2	2
J.14	*at Fresno State	6	0-1	0-1	0-0	0	0	0	0	0	0	0	0
J.18	*Nevada	14	0-2	0-2	0-0	1	0	0	0	0	0	0	0
J.21	*Wyoming	13	1-2	1-2	1-2	1	2	0	0	0	0	0	4
J.26	*at UNLV	10	0-2	0-1	0-0	3	1	0	0	0	0	0	0
J.29	*at New Mexico	20	3-6	2-5	0-0	4	0	2	1	0	1	8	8
F.1	*Utah State	12	1-3	1-3	0-0	1	0	0	0	0	0	0	3
F.8	*at Air Force	6	1-1	1-1	0-1	1	0	0	0	0	0	0	3
F.11	*New Mexico	16	0-2	0-2	0-0	1	0	1	4	0	0	0	0
F.16	*at Boise State	8	1-2	0-1	0-0	0	0	0	1	0	0	0	2
F.22	*UNLV	3	0-0	0-0	0-0	0	2	0	0	0	0	0	0
F.25	*Colorado State												
F.29	*at Nevada	23	0-2	0-2	2-2	2	2	0	1	0	1	2	2
M.5	+vs Air Force	14	1-2	1-2	0-0	1	0	3	0	0	1	3	3
M.6	+vs Boise State	11	0-1	0-1	0-0	1	0	0	0	0	0	0	0
M.7	+vs Utah State	12	1-2	1-2	0-0	0	1	0	0	0	0	1	3

Bold Red indicates season high. * - Mountain West game. + - Mountain West Tournament game (Las Vegas, Nevada). ~ - Continental Tires Las Vegas Invitational (Las Vegas, Nev.). # - Basketball Hall of Fame Classic (Los Angeles, Calif.).



Adam Seiko



MOUNTAIN WEST-RECORD 12-TIME CONFERENCE CHAMPIONS

2018-19 Seiko Game-By-Game, Fr.

Date	Opponent	S	MP	FG	3FG	FT	R	F	A	T	B	S	TP
N.6	Arkansas-Pine Bluff		11	1-2	0-1	0-0	0	0	0	0	0	0	2
N.14	Texas Southern		10	0-2	0-0	0-0	1	2	1	1	0	0	0
N.19	~vs. Duke		11	2-2	2-2	2-4	0	1	0	0	0	0	8
N.20	~vs. Xavier		10	0-1	0-1	0-0	1	0	2	0	0	0	0
N.21	~vs. Iowa State		16	1-2	1-2	2-2	0	1	0	1	0	0	5
N.27	Jackson State		15	0-0	0-0	3-4	3	1	1	1	0	3	3
D.1	#at Illinois State		4	0-0	0-0	0-0	0	2	0	0	0	0	0
D.5	San Diego		11	0-2	0-1	0-0	0	1	0	0	0	1	0
D.8	at California		7	0-0	0-0	2-2	1	2	0	0	0	0	2
D.12	CS Dominguez Hills		23	3-4	3-4	4-4	5	1	2	1	0	0	13
D.22	Brigham Young		8	0-1	0-1	2-2	1	0	0	0	0	0	2
D.29	Brown		Did Not Play										
J.1	CSUN		18	2-3	1-2	0-0	1	0	1	0	0	1	5
J.5	*at Boise State		23	0-1	0-1	0-0	0	0	1	1	0	0	0
J.8	*Wyoming		17	1-2	1-2	2-2	0	3	0	0	0	0	5
J.12	*at Air Force		20	1-1	1-1	0-2	2	0	0	0	0	0	3
J.15	*New Mexico		8	0-2	0-2	0-0	1	1	2	1	0	0	0
J.22	*at Fresno State		18	1-2	1-2	0-0	3	1	1	1	0	0	3
J.26	*UNLV		13	1-1	1-1	3-4	2	1	1	1	0	0	6
J.30	*Air Force		15	1-2	1-2	0-0	4	0	2	2	0	2	3
F.2	*at San Jose State		21	0-4	0-3	0-0	0	2	1	0	0	0	0
F.5	*at New Mexico		15	0-0	0-0	0-0	1	0	1	0	1	0	0
F.9	*Utah State		13	1-2	1-2	0-0	1	2	1	0	0	0	3
F.12	*at Colorado State		17	1-2	1-2	0-0	1	0	2	2	0	0	3
F.16	*Boise State		13	0-0	0-0	0-0	0	0	0	1	0	0	0
F.20	*Nevada		4	0-1	0-1	0-0	1	1	0	1	0	1	0
F.23	*at UNLV		5	0-0	0-0	0-0	0	1	0	2	0	0	0
F.26	*at Utah State		13	0-0	0-0	1-2	0	0	0	0	0	0	1
M.2	*San Jose State		Did Not Play										
M.6	*Fresno State		5	0-0	0-0	0-0	1	0	0	0	0	0	0
M.9	*at Nevada		10	0-0	0-0	0-0	0	0	0	1	0	0	0
M.14	+at UNLV		3	0-0	0-0	0-0	1	1	0	0	0	0	0
M.15	+vs. Nevada		9	1-1	0-0	0-0	0	2	1	2	0	0	2
M.16	#vs. Utah State		3	0-0	0-0	0-0	0	1	0	0	0	1	0

Bold Red indicates season high. * - Mountain West game. + - Mountain West Tournament game (Las Vegas, Nevada). ~ - Maui Jim Maui Invitational (Lahaina, Hawaii). # - Mountain West-Missouri Valley Challenge.



senior... Averaged 9.0 points, 3.2 rebounds and 2.0 assists as junior, while knocking down 50.8 percent of his field-goal attempts (.424 3FG) over his prep career, according to MaxPreps... Helped Sierra Canyon to the CIF Southern Section Open Division finals and the Open Division state regionals in his junior campaign... Was a first-team all-league selection from his sophomore to senior year... His Sierra Canyon High School team went 104-15 during his four years at the school.

Seiko's Career Statistics

Year	G-GS	Min.-Avg.	FG-FGA	Pct.	3P-3PA	Pct.	FT-FTA	Pct.	OR	DR	Reb	Avg.	PF-D	AT	TO	BS	ST	Pts	Avg.
2018-19	32-0	389-12.2	17-40	.425	14-33	.424	21-28	.750	3	28	31	1.0	27-0	20	19	1	9	69	2.2
2019-20	29-0	359-12.4	28-65	.431	20-54	.370	7-9	.778	4	26	30	1.0	27-1	16	10	0	10	83	2.9
Total	61-0	748-12.3	45-105	.429	34-87	.391	28-37	.757	7	54	61	1.0	54-0	36	29	1	19	152	2.5

MW Career Statistics

Year	G-GS	Min.-Avg.	FG-FGA	Pct.	3P-3PA	Pct.	FT-FTA	Pct.	OR	DR	Reb	Avg.	PF-D	AT	TO	BS	ST	Pts	Avg.
2018-19	17-0	230-13.5	7-20	.350	7-19	.368	6-10	.600	1	16	17	1.0	12-0	12	13	1	3	27	1.6
2019-20	17-0	216-12.7	12-34	.353	8-29	.276	5-7	.714	3	19	22	1.3	14-0	8	9	0	3	37	2.2
Total	34-0	446-13.1	19-54	.352	15-48	.313	11-17	.647	4	35	39	1.1	26-0	20	22	1	6	64	1.9

INTRODUCTION

COACHES & STAFF

PLAYERS

2019-20 REVIEW

RECORDS

HISTORY

UNIVERSITY

AZTEC BASKETBALL MEDIA GUIDE



Terrell Gomez

#3



Guard

5-8 • 165

Senior - Transfer

Los Angeles, Calif.

Inglewood High

CSUN

Career Highs

Points	33 vs. Pepperdine (11-12-19)
Rebounds	6 vs. UC Irvine (2-22-20) 6 vs. Colgate (11-24-19) 6 at UC Irvine (3-9-19) 6 vs. Hawai'i (1-6-18)
Assists	10 vs. UC Davis (2-1-18)
Field Goals	11 at Green Bay (11-25-19) 11 at Hawai'i (3-2-19) 11 at UC Riverside (1-9-19) 11 vs. Morgan State (12-29-18)
Field Goals Att.	23 at Auburn (11-25-19) 23 at Utah Valley (3-19-19)
3-Pt. Field Goals	7 vs. Fresno State (11-30-19) 7 vs. Pepperdine (11-12-19) 7 vs. Hawai'i (1-17-19)
3-Pt. Field Goals Att.	14 vs. Fresno State (11-30-19) 14 at Utah Valley (3-19-19)
Free Throws	8 vs. Cal Poly (1-11-20) 8 at Portland (12-4-19) 8 vs. Cal State Fullerton (2-16-19) 8 vs. Cal Poly (2-2-19)
Free Throws Att.	10 at Portland (12-4-19)
Steals	4 at Portland (12-4-19) 4 at San Diego (12-9-18)
Blocked Shots	-
Minutes	43 vs. UC Davis (2-23-19) 43 at Cal Poly (1-12-19) 43 vs. Yale (1-5-19)

Career Numbers	17-18	18-19	19-20	Total
Games Played	30	34	32	96
Games Started	30	34	32	96
Double-Figure Scoring Games	18	32	31	81
Led CSUN in Scoring	4	12	15	31
Led CSUN in Rebounding	0	0	0	0
Led CSUN in Assists	18	7	6	31

Inside The Numbers

- Enters the season 363 points from 2,000 for his college career.
- His 1,637-career points are the fifth most among NCAA player entering the 2020-21 season.
- Has started and scored at least one point every game in his collegiate career.
- Led the nation, in 2019-20, in free throw percentage (.948).
- Has scored in double figures in 81-of-96 career games.



INTRODUCTION

COACHES & STAFF

PLAYERS

2019-20 REVIEW

RECORDS

HISTORY

UNIVERSITY

AZTEC BASKETBALL MEDIA GUIDE

Terrell Gomez



MOUNTAIN WEST-RECORD 12-TIME CONFERENCE CHAMPIONS

A experienced guard and prolific scorer... Begins the season 363 points from 2,000 for his career... Rated the nations No. 7 graduate transfer (CBSSports.com).

As a Junior at CSUN (2019-20 Season)
BWC Rankings: 1st in points, minutes, field goals made, three-point field goals made & free throw percentage, 3rd in three-point field goal percentage, 13th in assists, 15th in assist-to-turnover ratio, 19th in steals & field goal percentage
NCAA Rankings: 1st in free throw percentage, 5th in three-point field goals made, 6th in three-point field goals per game, 8th in three-point field goal percentage, 14th in total minutes, 17th in minutes per game, 19th in three-point field goal attempts, 23rd in total points, 32nd in points per game, 42nd in total field goal attempts, 52nd in field goals made, 183rd in free throws made, 190th in field goal percentage
 A first-team All-Big West performer... Big West Player of the Week (12/2/19)... Averaged 19.8 points and 2.5 rebounds in 37.1 minutes per game... Added 74 assists and 26 steals in 1,187 total minutes... His 94.8 percent free throw shooting is the highest single-season mark in program history... Made 111 three pointers and 207 field

goals and scored 634 points, which rank second, eighth and fourth on the program's single-season lists... Set the program's career record with 293 three-pointers... On the school's career lists, his 1,637 points & 542 field goals rank fourth and 96 starts and 3,492 minutes rank seventh all-time... Reached double figures in 31 games, including 15 games with 20 or more and three games of 30 or more points, including a career-high 33 vs. Pepperdine (11/12/19)... Equaled his career-high with four steals at Portland State (12/6/19) among five multi-steal games... Among 22 multi-assist efforts, totaled a season-best five vs. Cal State Fullerton (2/29/20)... Twice, vs. Colgate (11/24/19) and UC Irvine (1/22/20), equaled a career-best with six rebounds and totaled 24 multi-rebound games for the year... In four games, at Portland (12/4/19), vs. UC Davis (1/18/20), UC Riverside (2/8/20) and Cal Poly (2/13/20) played a season-high 40 minutes... Hit 11 baskets at Green Bay (11/25/19), equaling a career-best, among 26 games in which he had at least five field goals and three games with double figure buckets... Hoisted 23 shots at Auburn (11/15/19) matching his career-high... Drained at least four three-pointers in 17 games, with a season-best and career-high equaling, seven vs. Pepperdine (11/12/19) and Fresno State (11/30/19)... In 10 games, attempted double-figure three-pointers, with a career-high matching 14 vs. Fresno State... Twice knocked down eight free throws, at Portland (12/4/19) & at Cal Poly (1/11/20), which equaled his single-game career best... Season-high 10 free throw attempts came at Portland.

2018-19 Gomez Game-By-Game, So. (at CSUN)

Date	Opponent	S	MP	FG	3FG	FT	R	F	A	T	B	S	TP
N.6	New Mexico	S	38	8-19	4-12	1-1	0	1	3	3	0	0	21
N.13	at Loyola Marymount	S	40	4-9	2-4	4-4	2	1	3	3	0	1	14
N.17	Portland	S	37	7-10	5-8	6-7	5	3	2	1	0	0	25
N.20	Tennessee State	S	36	7-12	5-9	3-4	1	1	3	4	0	0	22
N.27	at Washington State	S	36	1-10	0-8	3-4	2	0	5	5	0	1	5
D.1	Sacramento State	S	38	5-12	3-8	5-6	0	0	3	1	0	0	18
D.3	at Pepperdine	S	39	8-14	2-6	1-1	4	1	7	0	0	2	19
D.5	Cal State San Marcos	S	37	9-17	5-9	3-4	2	3	4	4	0	0	16
D.9	at San Diego	S	37	5-13	2-4	1-1	2	0	5	3	0	4	23
D.16	Pacific	S	35	4-11	1-7	2-2	0	3	1	1	0	1	11
D.19	~at New Mexico State	S	38	6-13	3-8	1-2	0	0	2	1	0	0	16
D.22	~vs. SIUE	S	38	6-11	5-9	5-6	2	1	4	1	0	3	22
D.23	~vs. Rider	S	39	8-14	5-10	0-0	0	0	4	1	0	0	21
D.29	Morgan State	S	39	11-19	5-9	2-2	3	1	2	0	0	1	29
J.1	at San Diego State	S	38	4-10	2-7	0-0	2	2	2	4	0	0	10
J.5	Yale	S	43	7-21	4-11	5-5	1	1	4	1	0	1	23
J.9	*at UC Riverside	S	38	11-17	6-9	4-6	2	4	2	2	0	3	32
J.12	*at Cal Poly	S	43	8-16	4-8	3-4	2	2	1	0	0	1	23
J.17	*Hawai'i	S	40	8-13	7-12	7-7	2	2	2	2	0	0	30
J.19	*UC Irvine	S	37	8-15	5-10	0-0	1	1	1	1	0	1	21
J.23	*Long Beach State	S	38	7-15	3-8	4-4	0	1	4	0	0	1	21
J.30	*at Cal State Fullerton	S	34	5-11	2-5	2-2	2	3	0	1	0	0	14
F.2	*Cal Poly	S	37	2-13	1-4	8-9	2	2	1	0	0	1	13
F.6	*at UC Santa Barbara	S	37	3-13	1-8	3-3	0	2	3	2	0	0	10
F.13	*at UC Davis	S	36	7-13	6-8	4-5	2	1	2	2	0	1	24
F.16	*Cal State Fullerton	S	37	4-14	2-8	8-8	5	2	3	2	0	2	18
F.20	*at Long Beach State	S	34	4-12	2-7	4-5	4	2	2	5	0	1	14
F.23	*UC Davis	S	43	6-14	5-10	3-4	5	1	2	2	0	0	20
F.27	*UC Riverside	S	37	8-18	4-11	4-4	1	0	4	1	0	1	24
M.2	*at Hawai'i	S	38	11-21	5-10	5-5	4	0	3	2	0	3	32
M.7	*UC Santa Barbara	S	35	7-15	5-11	2-2	2	1	2	1	0	1	21
M.9	*at UC Irvine	S	39	0-7	0-2	2-3	6	0	4	0	0	1	2
M.14	+vs. UC Santa Barbara	S	34	6-11	2-5	2-2	3	1	3	3	0	3	16
M.19	#at Utah Valley	S	38	9-23	4-14	0-0	1	2	3	1	0	2	22

Bold Red indicates season high. * - Big West game. + - Big West Tournament game (Anaheim, Calif.). ~ - Continental Tire Las Vegas Classic (multiple locations). # - Roman College Basketball Invitational (Orem, Utah).



2019-20 Gomez Game-By-Game, Jr. (at CSUN)

Date	Opponent	S	MP	FG	3FG	FT	R	F	A	T	B	S	TP
N.5	at Oregon State	S	36	6-16	4-8	3-4	2	2	2	3	0	0	19
N.9	at New Mexico	S	39	5-12	3-6	1-1	0	2	3	2	0	1	14
N.12	Pepperdine	S	37	10-20	7-11	6-7	5	0	3	2	0	1	33
N.15	~at Auburn	S	32	8-23	5-11	2-2	1	0	2	1	0	1	23
N.17	~at Richmond	S	38	6-17	0-8	3-3	3	1	2	3	0	0	15
N.24	~Colgate	S	36	6-17	0-6	0-0	6	1	0	1	0	0	12
N.25	~at Green Bay	S	38	11-20	4-9	4-4	3	1	4	0	0	2	30
N.30	Fresno State	S	39	9-20	7-14	6-6	5	0	2	2	0	0	31
D.4	at Portland	S	40	8-21	4-11	8-10	4	3	3	2	0	1	28
D.6	at Portland State	S	38	8-20	3-8	2-2	5	1	2	2	0	4	21
D.11	North Dakota State	S	38	5-16	2-9	4-4	2	3	1	2	0	0	16
D.15	at Pacific	S	39	10-17	4-5	5-5	0	2	1	2	0	2	29
D.22	San Francisco State	S	31	4-12	4-10	6-6	1	0	3	1	0	1	18
D.28	at Boise State	S	38	4-18	2-13	0-0	2	1	4	3	0	1	10
D.31	Morgan State	S	34	6-13	2-8	2-2	2	0	3	0	0	0	16
J.4	St. Katherine	S	31	9-18	5-11	2-2	2	1	1	1	0	0	25
J.8	*Long Beach State	S	38	6-10	4-7	5-5	2	2	2	0	0	1	21
J.11	*at Cal Poly	S	40	4-10	2-3	8-8	3	0	4	5	0	2	18
J.16	*UC Riverside	S	37	5-8	4-5	3-4	3	0	4	1	0	0	17
J.18	*UC Davis	S	40	8-20	6-12	0-0	2	2	3	0	0	1	22
J.22	*at UC Santa Barbara	S	36	6-10	3-5	0-0	1	2	2	1	0	0	15
J.25	*at Cal State Fullerton	S	36	6-17	6-12	2-2	1	3	1	3	0	1	20
J.30	*UC Santa Barbara	S	38	7-13	2-5	6-6	0	1	4	0	0	1	22
F.1	*at Hawai'i	S	38	3-8	1-2	6-6	3	1	1	0	0	1	13
F.8	*UC Riverside	S	40	7-13	3-7	0-0	2	0	2	0	0	0	17
F.13	*Cal Poly	S	40	5-11	3-7	4-4	3	1	1	1	0	0	17
F.15	*at UC Davis	S	38	8-16	4-6	6-7	2	1	3	0	0	2	26
F.22	*UC Irvine	S	35	3-10	1-3	2-2	6	1	1	2	0	0	9
F.26	*at Long Beach State	S	38	5-13	4-9	0-0	3	0	3	2	0	1	14
F.29	*Cal State Fullerton	S	37	9-17	5-10	4-4	3	0	5	1	0	1	27
M.4	*at UC Irvine	S	37	3-6	2-3	4-4	1	1	1	3	0	0	12
M.7	*Hawai'i	S	35	7-10	5-8	5-5	2	0	1	0	0	1	24

Bold Red indicates season high. * - Big West game. ~ - Legends Classic (multiple locations).

Terrell Gomez



MOUNTAIN WEST-RECORD 12-TIME CONFERENCE CHAMPIONS



As a Sophomore at CSUN (2018-19 Season)

BWC Rankings: 1st in three-point field goals and minutes, 2nd in points, 3rd in free throw percentage, 5th in three-point percentage, 10th in assists, 11th in steals, 15th in field goal percentage, 17th in assist-to-turnover ratio

NCAA Rankings: 8th in minutes per game, 10th in three-point field goals, 14th in three-point field goal per game, 19th in free throw percentage, 20th in total minutes, 25th in three-point field goal percentage, 26th in three-point FG attempts, 53rd in total points, 59th in field goal attempts, 63rd in points per game, 79th in field goals made, 222nd in field goal percentage, 239th in free throws

A first-team All-Big West performer... Big West All-Academic Team honoree... Co-Big West Player of the Week (3/4/19)... Averaged 19.2 points and 2.1 rebounds in 36.4 minutes per game... Added 96 assists and 36 steals in 1,283 total minutes... With 22 points versus Utah Valley (3/19/19) passed 1,000-career point plateau becoming the third fastest in CSUN history (64 games) to reach the milestone... His 1,283 minutes are the most in a single season in program history... Totals of 652 points and 214 field goals rank second & sixth, respectively, in program history for a single season... His 117 three-point field goals rank first on the program's single-season list... Reached double-figure scoring 32 times, including 19 games with 20 or more points, three with 30 or more and a season and career-high 32 points at UC Riverside (1/9/19) & at Hawai'i (3/2/19)... Had a season and career-high four steals at San Diego (12/9/18), among eight multi-steals games... Began the season with a

nine-game multi assists streak and finished it with an 11-game streak among the 29 multi-assist games and dished out a season-best seven at Pepperdine (12/3/18)... Equaled a career-high six rebounds at UC Irvine (3/9/19) among 22 multi-rebound efforts... Played in a season and career-high 43 minutes three times, at Yale (1/5/19), at Cal Poly (1/12/19), and versus UC Davis (2/23/19)... Knocked down five or more field goals in 25 games with a career-high 11 vs. Morgan State (12/29/18), at UC Riverside, at Hawai'i... At Utah Valley, in the season finale, attempted 23 shots, including 14 three-point attempts, both season highs... In 29 games hit multiple three pointers, including 18 games of at least four or more threes and a season-high seven vs. Hawai'i (1/17/19)... Twice, vs. Cal Poly (2/2/19) and Cal State Fullerton (2/16/19), made a career-best eight free throws and set a career-best with nine free throw attempts vs. Cal Poly.

As a Freshman at CSUN (2017-18 Season)

BWC Rankings: 1st minutes & three-point percentage, 7th in assists per game, 11th in assist-to-turnover ratio, 19th in points.

NCAA Rankings: 184th in minutes per game, 196th in assists-to-turnover ratio, 220th in assists per game, 240th in three-point field goals per game.

Big West Freshman of the Year... A starter in all 30 games... Averaged 11.7 points and 2.4 rebounds in 34.1 minutes per game... Added 109 assists and 19 steals in 1,022 total minutes... His .461 three-point field goal percentage and 65 three-point field goals rank No. 2 and No. 5 in program history, re-

2017-18 Gomez Game-By-Game, Fr. (at CSUN)

Date	Opponent	S	MP	FG	3FG	FT	R	F	A	T	B	S	TP
N.10	Life Pacific	S	28	6-10	2-3	1-2	2	0	5	1	0	0	15
N.13	~at Fresno State	S	32	6-10	3-5	3-4	1	1	5	2	0	0	18
N.18	~at George Mason	S	38	4-8	2-3	0-1	2	3	1	1	0	0	10
N.21	~vs. SE Missouri	S	29	1-4	1-2	0-2	3	0	1	1	0	0	3
N.22	~Binghamton	S	37	3-8	2-4	0-0	4	3	3	2	0	1	8
N.28	at California	S	33	9-14	2-3	0-0	4	1	5	1	0	1	20
D.3	at Montana	S	30	1-4	1-2	3-4	2	4	0	5	0	0	6
D.6	at Idaho State	S	37	6-12	3-6	0-0	3	2	2	3	0	1	15
D.9	Loyola Marymount	S	37	2-9	2-5	2-2	0	2	1	1	0	0	8
D.17	at Eastern Washington	S	32	4-9	2-4	0-0	4	1	1	2	0	3	10
D.19	at Sacramento State	S	32	3-8	2-5	0-0	2	1	3	1	0	0	8
D.23	Idaho State	S	26	2-7	2-4	0-1	3	2	5	1	0	1	6
D.27	San Diego Christian	S	30	5-7	4-5	0-0	2	2	7	1	0	1	14
D.30	Morgan State	S	33	3-7	1-4	2-2	3	5	4	0	0	0	9
J.6	*Hawai'i	S	33	2-6	0-2	6-6	6	0	5	2	0	1	10
J.10	*at Long Beach State	S	36	8-19	6-10	2-2	3	2	1	3	0	1	24
J.13	*UC Irvine	S	37	2-7	2-4	2-2	4	2	6	2	0	1	8
J.17	*at UC Riverside	S	37	3-7	2-4	5-6	3	1	9	2	0	1	13
J.20	*Cal Poly	S	40	7-11	2-5	4-4	3	1	4	4	0	1	20
J.25	*at UC Davis	S	32	3-11	2-8	1-1	2	3	3	4	0	1	9
J.27	*Long Beach State	S	34	2-9	1-5	2-2	1	1	2	2	0	0	7
F.1	*UC Davis	S	38	3-7	2-6	2-2	1	2	10	2	0	1	10
F.3	*at UC Santa Barbara	S	33	3-11	1-2	2-3	2	0	3	2	0	0	9
F.7	*at UC Irvine	S	35	4-9	1-4	2-2	0	0	1	1	0	1	11
F.10	*at Hawai'i	S	39	5-8	4-6	2-2	4	2	1	4	0	1	16
F.14	*UC Riverside	S	35	4-9	3-6	0-0	3	4	2	1	0	0	11
F.17	*at Cal State Fullerton	S	27	3-8	1-3	0-1	1	3	3	3	0	1	7
F.22	*at Cal Poly	S	42	4-14	1-6	3-4	1	0	5	0	0	1	12
F.24	*UC Santa Barbara	S	40	7-14	4-8	0-0	2	1	6	2	0	0	18
F.28	*Cal State Fullerton	S	30	6-10	4-7	0-0	1	1	5	6	0	0	16

Bold Red indicates season high. * - Big West game. ~ - Cancun Challenge (multiple locations).

spectively... Among 18 double figure scoring games, he had three with 20 or more points, including a season-high 24 at Long Beach State (1/10/18)... Had one multi-steal effort, with three at Eastern Washington (12/17/17)... Totaled 22 multi-assists games, including 12 with five or more assists and a season best 10 versus UC Davis (2/1/18)... Snatched multiple rebounds in 22 contests including a single-game best six versus Hawai'i (1/6/18)... First career double-double (10 points & 10 assists) came against UC Davis... Drained a single-game high nine field goals at California (11/28/17)... In going 6-of-10 from the bonus distance, he set season-bests for both makes and attempts at Long Beach State... Set career bests in free throw attempts and makes going 6-of-6 from the line against Hawai'i.

High School

A graduate of Inglewood (Calif.) High School... A three-year varsity letterwinner... Earned *Daily Breeze* all-area designation following both his junior and senior seasons... Three-time All-Bay League performer, including Most Outstanding Player as a junior... Included on the All-CIF Division I-AA Team after his sophomore season, his first as a varsity player... Averaging 17.0 points, 7.0 assists and two steals per game as a senior, he led his team to the second round on the CIF State Division I Champi-

onship and a No. 33 ranking in the state according to maxpreps.com... Guided the team into the CIF Southern Section tournament in each of his three varsity seasons.

Gomez's Career Statistics

Year	G-GS	Min.-Avg.	FG-FGA	Pct.	3P-3PA	Pct.	FT-FTA	Pct.	OR	DR	Reb	Avg.	PF-D	AT	TO	BS	ST	Pts	Avg.
2017-18	30-30	1022-34.1	121-277	.437	65-141	.461	44-55	.800	12	60	72	2.4	50-1	109	62	0	19	351	11.7
2018-19	34-34	1283-37.7	214-476	.450	117-279	.419	107-122	.877	12	58	70	2.1	45-0	96	60	0	36	652	19.2
2019-20	32-32	1187-37.1	207-472	.439	111-252	.440	109-115	.948	10	70	80	2.5	33-0	74	46	0	26	634	19.8
Total	96-96	3,492-36.4	542-1,225	.442	293-672	.436	260-292	.890	34	188	222	2.3	128-1	279	168	0	81	1,637	17.1

INTRODUCTION

COACHES & STAFF

PLAYERS

2019-20 REVIEW

RECORDS

HISTORY

UNIVERSITY

AZTEC BASKETBALL MEDIA GUIDE

Joshua Tomaić

#23



Forward
6-9 • 230
Senior - Transfer
Lanzarote, Spain
Canarias Academy
Maryland

Career Highs

Points	11 at Ohio State (1-11-18)
Rebounds	8 vs. Catholic University (12-12-17)
Assists	2 vs. Minnesota (1-18-18)
Field Goals	3 at Ohio State (1-11-18)
	3 vs. Iowa (1-7-18)
	3 vs. Catholic University (12-12-17)
	3 vs. Gardner-Webb (12-9-17)
Field Goals Att.	5 vs. Gardner-Webb (12-9-17)
3-Pt. Field Goals	1 vs. Rutgers (12-17-18)
	1 vs. Minnesota (1-18-18)
	1 at Michigan (1-15-18)
	1 at Ohio State (1-11-18)
	1 vs. Catholic University (12-12-17)
	1 vs. Gardner-Webb (12-9-17)
	1 vs. Jackson State (11-20-17)
3-Pt. Field Goals Att.	2 vs. Rutgers (12-17-18)
	2 vs. Minnesota (1-18-18)
	2 at Michigan (1-15-18)
	2 at Ohio State (1-11-18)
	2 vs. Gardner-Webb (12-9-17)
Free Throws	4 at Ohio State (1-11-18)
Free Throws Att.	7 at Ohio State (1-11-18)
Steals	
Blocked Shots	2 vs. Loyola Chicago (12-8-18)
	2 vs. Wisconsin (2-4-18)
Minutes	25 vs. Minnesota (1-18-18)

Career Numbers	17-18	18-19	19-20	Total
Games Played	26	20	16	62
Games Started	1	1	0	2
Double-Figure Scoring Games	1	0	0	1
Led Maryland in Scoring	0	0	0	0
Led Maryland in Rebounding	2	0	0	2
Led Maryland in Assists	0	0	0	0

Inside The Numbers

- For his career, has averaged 9.4 points and 8.0 rebounds per 40 minutes of game time.
- Has shot .627 (32-of-51) for his college career.
- From beyond the three-point arc, is shooting .389 over the last three years.

Joshua Tomaić



MOUNTAIN WEST-RECORD 12-TIME CONFERENCE CHAMPIONS

An experienced forward with one year of eligibility remaining... Can play the stretch four, can score with his back to the basket, step out and knock down a three and run the court... His game is suited for the rigors of the Mountain West schedule.

As a Junior at Maryland (2019-20 Season)

Appeared in 16 games, all off the bench... Averaged 1.1 point and 0.5 rebounds in 3.4 minutes per game (54 total minutes)... Shot .727 (8-of-11) from the floor... Totaled season-bests with four points vs. Rutgers (3/3) and three rebounds at Minnesota (2/26)... Scored eight of his 16 total points (.444) in the final three games of the year... Played key role in helping Maryland win the 2020 Big Ten Championship.

As a Sophomore at Maryland (2018-19 Season)

Appeared in 21 games with one starting assignment, vs. Radford (12/29/18)... Averaged 0.4 points and 0.8 rebounds in 3.6 minutes per game... Added three blocked shots and made 44.4 percent (4-of-9) of his shots from the floor in 71 total minutes... Equaled a career-high with two blocked shots

vs. Loyola Chicago (12/8)... Scored a season-best two points four times - vs. Delaware (11/6), North Carolina A&T (11/12), vs. Northwestern (1/29), and vs. Belmont (3/21) in the opening round of the NCAA Tournament... Grabbed a season-high five boards vs. North Carolina A&T, which included a season-best two on the offensive glass.

As a Redshirt Freshman at Maryland (2017-18 Season)

Appeared in 26 games with one start coming at Indiana (1/22/18)... Averaged 2.2 points and 1.8 rebounds in 8.8 minutes per game... Added eight assists and six blocked shots in 230 total minutes... Shot career-highs in field goals, three-point field goals and free throws going 20-of-31 (64.5 percent), 7-of-15 (46.7 percent) and 10-of-17 (58.8 percent), respectively... At Ohio State (1/11), he established a career-high with 11 points, on 3-of-4 from the floor, including 1-of-2 from distance and 4-of-7 from the charity stripe... Totaled four games with five or more rebounds, including a career-best eight vs. Catholic University (12/12)... In three games, vs. Catholic University, Iowa (1/7) and Wisconsin (3/1), ripped down a season and career-high three offensive rebounds... Against Wisconsin (2/4) had two blocked shots, a career-best... Saw 25 minutes of action and dished out two assists vs. Minnesota (1/18), which are both career and season high.

2018-19 Tomaić Game-By-Game, So. (at Maryland)

Date	Opponent	S	MP	FG	3FG	FT	R	F	A	T	B	S	TP
N.6	Delaware		4	1-1	0-0	0-0	0	0	0	1	0	0	2
N.9	at Navy												Did Not Play
N.12	North Carolina A&T		5	1-1	0-0	0-0	5	0	0	0	0	0	2
N.16	Hofstra												Did Not Play
N.18	Mount St. Mary's (Md.)		8	0-0	0-0	0-0	2	1	0	0	1	0	0
N.23	Marshall		4	0-1	0-0	0-0	1	0	0	0	0	0	0
N.28	Virginia												Did Not Play
D.1	*Penn State												Did Not Play
D.6	*at Purdue		3	0-0	0-0	0-0	0	0	0	1	0	0	0
D.8	Loyola Chicago		6	0-0	0-0	0-0	0	0	0	0	2	0	0
D.11	Loyola Maryland		3	0-2	0-1	0-0	1	0	0	0	0	0	0
D.22	Seton Hall												Did Not Play
D.29	Radford	S	7	0-0	0-0	0-0	1	0	0	0	0	0	0
J.2	*Nebraska												Did Not Play
J.5	*at Rutgers		2	0-0	0-0	0-0	1	1	0	0	0	0	0
J.8	*at Minnesota												Did Not Play
J.11	*Indiana												Did Not Play
J.14	*Wisconsin												Did Not Play
J.18	*at Ohio State												Did Not Play
J.21	*at Michigan State												Did Not Play
J.26	*Illinois												Did Not Play
J.29	*Northwestern		3	1-2	0-0	0-1	1	1	0	1	0	0	2
F.1	*at Wisconsin		4	0-0	0-0	0-0	1	1	0	0	0	0	0
F.6	*at Nebraska												Did Not Play
F.12	*Purdue		1	0-0	0-0	0-0	0	0	0	0	0	0	0
F.16	*at Michigan		2	0-0	0-0	0-0	0	0	0	1	0	0	0
F.19	*at Iowa		6	0-0	0-0	0-0	1	3	0	0	0	0	0
F.23	*Ohio State		1	0-0	0-0	0-0	0	0	0	0	0	0	0
F.27	*at Penn State		5	0-1	0-0	0-0	1	0	0	0	0	0	0
M.3	*Michigan		1	0-0	0-0	0-0	0	0	0	0	0	0	0
M.8	*Minnesota		3	0-0	0-0	0-0	0	1	0	0	0	0	0
M.14	+Nebraska												Did Not Play
M.21	#vs. Belmont		3	1-1	0-0	0-0	0	1	0	0	0	0	2
M.23	#vs. LSU		0	0-0	0-0	0-0	0	1	0	1	0	0	0

Bold Red indicates season high. * - Big Ten game. + - Big Ten Tournament game (Chicago, Ill.). # - NCAA Tournament game (Jacksonville, Fla.).



2019-20 Tomaić Game-By-Game, Jr. (at Maryland)

Date	Opponent	S	MP	FG	3FG	FT	R	F	A	T	B	S	TP
N.5	Holy Cross												Did Not Play
N.9	Rhode Island		1	0-0	0-0	0-0	0	0	0	0	0	0	0
N.16	Oakland		6	1-2	0-1	0-0	1	0	0	0	1	0	2
N.19	Fairfield												Did Not Play
N.22	George Mason												Did Not Play
N.28	~ vs. Temple												Did Not Play
N.29	~ vs. Harvard												Did Not Play
D.1	~ vs. Marquette												Did Not Play
D.4	^ Notre Dame		2	1-3	0-1	0-0	0	0	0	0	0	0	2
D.7	* Illinois												Did Not Play
D.10	*at Penn State												Did Not Play
D.19	at Seton Hall												Did Not Play
D.29	Bryant		2	1-1	0-0	1-2	0	0	0	0	0	0	3
J.4	*Indiana		6	0-0	0-0	0-0	1	1	0	0	0	0	0
J.7	*Ohio State		2	0-0	0-0	0-0	0	2	0	0	0	0	0
J.10	*at Iowa		3	1-1	0-0	0-0	2	0	0	0	0	0	2
J.14	*at Wisconsin												Did Not Play
J.18	*Purdue												Did Not Play
J.21	*at Northwestern		2	0-0	0-0	1-2	0	0	0	0	0	0	1
J.26	*at Indiana		6	0-0	0-0	0-0	0	0	0	0	0	0	0
J.30	*Iowa		1	0-0	0-0	0-0	0	2	0	0	0	0	0
F.4	*Rutgers		1	0-0	0-0	0-0	0	0	0	0	0	0	0
F.7	*at Illinois		4	0-0	0-0	0-0	0	0	0	0	0	0	0
F.11	Nebraska												Did Not Play
F.15	*at Michigan State		1	0-0	0-0	0-0	0	0	0	0	0	0	0
F.18	*Northwestern												Did Not Play
F.23	*at Ohio State												Did Not Play
F.26	*at Minnesota		6	1-1	0-0	0-0	2	3	0	0	0	0	2
F.29	*Michigan State												Did Not Play
M.3	*at Rutgers		6	2-2	0-0	0-0	2	1	0	0	0	0	4
M.8	*Michigan		5	1-1	0-0	0-0	0	1	0	0	0	0	2

Bold Red indicates season high. * - Big Ten game. ~ - Orlando Invitational (Orlando, Fla.). ^ - Big Ten/ACC Challenge (campus sites).

INTRODUCTION

COACHES & STAFF

PLAYERS

2019-20 REVIEW

RECORDS

HISTORY

UNIVERSITY

AZTEC BASKETBALL MEDIA GUIDE

Joshua Tomaić



MOUNTAIN WEST-RECORD 12-TIME CONFERENCE CHAMPIONS

2017-18 Tomaić Game-By-Game, RFr. (at Maryland)

Date	Opponent	S	MP	FG	3FG	FT	R	F	A	T	B	S	TP
N.10	Stony Brook		2	0-0	0-0	0-0	1	1	1	0	0	0	0
N.12	Maryland-Eastern Shore		4	0-0	0-0	2-2	2	1	0	1	0	0	2
N.15	~Butler			Did Not Play									
N.18	~Bucknell			Did Not Play									
N.20	~Jackson State		7	1-1	1-1	0-0	0	0	1	0	0	0	3
N.24	^St. Bonaventure			Did Not Play									
N.25	^New Mexico		1	0-0	0-0	0-0	0	1	0	1	0	0	0
N.27	#at Syracuse			Did Not Play									
D.1	*Purdue			Did Not Play									
D.3	*at Illinois			Did Not Play									
D.7	Ohio		3	0-1	0-0	0-0	1	0	0	0	0	0	0
D.9	Gardner-Webb		16	3-5	1-2	2-4	6	1	0	0	1	0	9
D.12	Catholic		17	3-4	1-1	0-0	8	1	0	0	1	0	7
D.21	Fairleigh-Dickinson		15	0-2	0-2	0-0	1	2	1	2	0	0	0
D.29	UMBC		1	0-0	0-0	0-0	1	0	0	0	0	0	0
J.2	*Penn State		5	1-1	0-0	0-0	0	0	1	0	0	0	2
J.4	*at Michigan State		14	1-1	0-0	0-0	4	0	0	2	0	0	2
J.7	*Iowa		11	3-3	0-0	0-0	4	0	0	0	0	0	6
J.11	*at Ohio State		22	3-4	1-2	4-7	4	2	0	1	0	0	11
J.15	*at Michigan		15	1-2	1-2	0-0	2	1	1	0	0	0	3
J.18	*Minnesota		25	2-3	1-2	2-4	5	2	2	2	1	0	7
J.22	*at Indiana	S	10	0-1	0-1	0-0	1	2	0	0	1	0	0
J.28	*Michigan State		2	0-0	0-0	0-0	0	0	0	0	0	0	0
J.31	*at Purdue		12	0-0	0-0	0-0	0	1	1	0	0	0	0
F.4	*Wisconsin		10	1-1	0-0	0-0	0	0	0	0	2	0	2
F.7	*at Penn State		2	0-0	0-0	0-0	0	1	0	0	0	0	0
F.10	*Northwestern		3	0-0	0-0	0-0	0	1	0	0	0	0	0
F.13	*at Nebraska		1	0-0	0-0	0-0	0	0	0	0	0	0	0
F.17	*Rutgers		9	1-2	1-2	0-0	0	1	0	0	0	0	3
F.19	*at Northwestern		2	0-0	0-0	0-0	0	0	0	0	0	0	0
F.24	*at Michigan		6	0-0	0-0	0-0	2	0	0	1	0	0	0
M.1	+vs. Wisconsin		15	0-0	0-0	0-0	5	3	0	0	0	0	0

Bold Red indicates season high. * - Big Ten game. ~ - Gavitt Games (College Park, Md.). ^ - Emerald Coast Classic (Destin, Fla.). # - Big Ten/ACC Challenge. + - Big Ten Tournament game (New York, N.Y.).



As a Freshman at Maryland (2016-17 Season)

Utilized his redshirt season... Represented Spain in the 2017 FIBA Americas U19 Championships in Cairo, Egypt.

High School

Graduated from the Canarias Basketball Academy in Tenerife, Canary Islands, Spain... Has a 7-1 wingspan... Averaged 19 points and 12 rebounds per game for the CBA U18 team that placed fifth in the Spanish National Championships... Competed in tennis, swimming and sailing.

Tomaić's Career Statistics

Year	G-GS	Min.-Avg.	FG-FGA	Pct.	3P-3PA	Pct.	FT-FTA	Pct.	OR	DR	Reb	Avg.	PF-D	AT	TO	BS	ST	Pts	Avg.
2017-18	26-1	230-8.8	20-31	.645	7-15	.467	10-17	.588	17	30	47	1.8	21-0	8	10	6	0	57	2.2
2018-19	20-1	71-3.6	4-9	.444	0-1	.000	0-1	.000	5	11	16	0.8	11-0	0	5	3	0	8	0.4
2019-20	16-0	54-3.4	8-11	.727	0-2	.000	2-4	.500	4	4	8	0.5	12-0	0	0	1	0	18	1.1
Total	62-2	355-5.7	32-51	.627	7-18	.389	12-22	.545	26	45	71	1.1	44-0	8	15	10	0	83	1.3

at Maryland

INTRODUCTION

COACHES & STAFF

PLAYERS

2019-20 REVIEW

RECORDS

HISTORY

UNIVERSITY

AZTEC BASKETBALL MEDIA GUIDE



#5



Lamont Butler

Guard • 6-0 • 200

Freshman • High School

Moreno Valley, Calif.

Riverside Poly High

A pass-first point guard who values winning above all else.

High School

A 2019 graduate of Riverside (Calif.) Poly High School... Four-year letterwinner (coach Yancy Dodson)... Four-star rated recruit by ESPN and three-star talent by Rivals.com and 247Sports.com... Named one of the class of 2020's top-50 point guards nationally by ESPN (No. 30)... A four-time All-Ivy League and all-state performer... A three-time all-county and all-CIF selection... Twice, as a sophomore and senior, reached the CIF Championship game... A three-time Riverside Kiwanis Tournament MVP... An all-tournament honoree at the Damien Classic and Maranatha Tournament as a junior... A member of teams that won the Battlezone (freshman), Riverside Kiwanis (sophomore, junior and senior) and Section 7 (senior) tournaments... Program was runner-up in the Tarkanian Classic (sophomore), Marantha (junior), CIF Championship (sophomore and senior)... Passed NBA Hall of Famer Reggie Miller as Poly's all-time leading scorer with more than 1,800-career points.

Personal

In choosing SDSU, turned down interest from Saint Mary's, Stanford, Gonzaga, Washington, Colorado, Boise State and San Diego.



#10



Keith Dinwiddie, Jr.

Guard • 6-0 • 185

Freshman • High School

Los Angeles, Calif.

Fairfax Senior High

A shooter who can score in bunches and from all three levels.

High School

A graduate of Westchester High School in Los Angeles, Calif.... A three-star rated recruit by Rivals.com... Named one of the class of 2020's top-50 shooting guards nationally by Rivals.com (No. 47)... In two varsity seasons, as a junior and senior, his team went 53-8 overall, including 22-0 in Western League action which resulted in back-to-back league championships... As a senior, earned Western League Most Valuable Player honors as well as co-Player of the Year for both the All-City Open Division & All-CIF LA City Section... As a junior, led his team to the Los Angeles City Section Open Division championship, the No. 5 ranking in the state and No. 22 in the nation.

Personal

In accepting San Diego State's scholarship offer he declined offers from Washington State, TCU and UC Santa Barbara, among others.



- INTRODUCTION
- COACHES & STAFF
- PLAYERS
- 2019-20 REVIEW
- RECORDS
- HISTORY
- UNIVERSITY
- AZTEC BASKETBALL MEDIA GUIDE

#12

A slasher who can finish at the rim with tremendous upside.

High School

A 2019 graduate of Neumann-Goretti High School in Philadelphia, Pa.... A four-star recruit by ESPN and Scout.com, and three-star talent by Rivals.com and 247Sports... Named one of the class of 2020's top-50 small forwards nationally by ESPN (No. 45), Rivals.com (No. 49) and 247Sports.com (No. 38)... As a senior was a member of the Neumann-Goretti team which posted a 24-4 record, 14-2 in conference play and won the Philadelphia Catholic League championship... As a junior, while a member of Dulaney High School in Baltimore, Md., averaged 20.5 points, eight rebounds and six assists per game and led the team to the Class 4A North Region championship.

Personal

In signing with San Diego State, declined offers from Texas Tech, Arkansas, TCU, Oregon State, Ole Miss, Boise State and UNLV, as well as the NBA G-League and teams from overseas.



Che Evans

Forward • 6-5 • 210

Freshman • High School

Philadelphia, Pa.

Neumann-Goretti High



#14

A big who can score, rebound and pass... Has the ability to run the floor and score from multiple levels.

As a Freshman at Seattle U (2019-20 Season)

Utilized his redshirt season.

High School

A 2019 graduate of Ripon (Calif.) Christian High School... As a senior who averaged 18.0 points, 12.3 rebounds and three assists, the team reached CIF State Tournament... Finished his career with more than 1,000 points... Named a first-team Front Row Preps All-Region and CalHSports.com all-state performer and D5 Scholar Athlete of the Year in 2018-19... A two-time first team All-Trans Valley League selection... As a junior, led team to the CIF Sac-Joaquin Division 6 Section championship, was named *Modesto Bee* All-District Team and earned the CIF Sac-Joaquin Sportsmanship Award... Earned the team's MVP award in 2015-16 and 2018-19... Also competed in football and volleyball.

Personal

The son of RaeAnn and Brent Alger... Cade Thomas Alger was born Jan. 11, 2001 in Modesto, Calif.



Cade Alger

Forward • 6-9 • 190

Redshirt Freshman • Transfer

Ripon, Calif.

Ripon Christian High

Seattle U



INTRODUCTION

COACHES & STAFF

PLAYERS

2019-20 REVIEW

RECORDS

HISTORY

UNIVERSITY

AZTEC BASKETBALL MEDIA GUIDE

Aztec Players



MOUNTAIN WEST-RECORD 12-TIME CONFERENCE CHAMPIONS

#32



Derek Morhar

Guard • 6-5 • 165

Freshman • High School

Calabasas, Calif.

Calabasas High

A proven scorer from the perimeter who can run the wing and distribute.

High School

A graduate of Calabasas (Calif.) High School... Two-year varsity letterwinner (coach Jon Palarz)... A first-team All-Marmonte League performer and Ventura County Basketball Coaches Association all-county selection as a senior... Earned team's Most Valuable Player honor as a senior, averaging 17.6 points and 5.5 rebounds, and was twice named the team's Most Improved Player (as a sophomore and a junior)... Led the team scoring as a senior and poured in a career-high 37 points versus Westlake High School... Won the Marmonte League championship as a junior... Earned academic distinction following his sophomore, junior and senior seasons as well as first-team academic all-county as a senior.

Personal

Plans to major in business... The son of Suzana and Adam Morhar... In his spare time has worked at his local library, volunteered as a counselor at a basketball camp for underprivileged children, and assisted in a fundraising run for the Juvenile Diabetes Research Foundation.



#42



Triston Broughton

Guard • 6-4 • 190

Freshman • High School

Ladera Ranch, Calif.

Tesoro High

Understands the system and can find the weakness in an opponents defense and finishing exploit it.

High School

A 2019 graduate of Tesoro High School in Rancho Santa Margarita, Calif.... A three-year varsity letterwinner (coach Steve Garrett)... Named an All-Sea View League performer as a sophomore, junior and senior... Helped lead the team to the Sea View League championship as a senior (2018-19) averaging 17 points, 6 rebounds and 4 assists per game... Competed in the CIF Southern Section playoffs in each of his three varsity seasons... Member of the championship team at the 2018 SoCal Elite Gary Raya Classic where he earned all-tournament honors... A three-year team captain... Earned "Titan of the Year" honors as a sophomore (2016-17)... A four-year straight "A" student and 2019 Sea View High School Valedictorian.

Personal

The son of Tracy Broughton and former NBA player Chris Mills... Received interest from UC Irvine, Cal Poly, UC San Diego and Point Loma Nazarene before choosing to attend San Diego State... Twin brother, Tyler, is also a member of the Aztec men's basketball team.



INTRODUCTION

COACHES & STAFF

PLAYERS

2019-20 REVIEW

RECORDS

HISTORY

UNIVERSITY

AZTEC BASKETBALL MEDIA GUIDE

#24

Good athlete who is best when moving without the ball, finding weak spots in the defense and finishing.



Tyler Broughton

Guard • 6-4 • 190

Freshman • High School

Ladera Ranch, Calif.

Tesoro High

High School

A 2019 graduate of Tesoro High School in Rancho Santa Margarita, Calif.... A two-year varsity letter-winner (coach Steve Garrett)... Named the Sea View League Most Valuable Player in his final season... Helped lead the team to the Sea View League championship as a senior (2018-19) averaging 12 points and 5 assists per game... Competed in the CIF Southern Section playoffs in each of his three varsity seasons... Competed in the North-South Orange County All-Star basketball game in 2019.

Personal

The son of Tracy Broughton and former NBA player Chris Mills... Received interest from UC Irvine and Cal Lutheran before choosing to attend San Diego State... Is majoring in business administration... Twin brother, Triston, is also a member of the Aztec men's basketball team.



INTRODUCTION

COACHES & STAFF

PLAYERS

2019-20 REVIEW

RECORDS

HISTORY

UNIVERSITY

AZTEC BASKETBALL MEDIA GUIDE

2019-20 Review



MOUNTAIN WEST-RECORD 12-TIME CONFERENCE CHAMPIONS



Inside:

2019-20 Season Review	64
Results	67
Game-by-Game Statistics	71
Miscellaneous Statistics	76
Departed Aztec Bios	78
Box Scores and Recaps	82
Mountain West Statistics	93

2019-20 Season Review



MOUNTAIN WEST-RECORD 12-TIME CONFERENCE CHAMPIONS

An historic season... ...but what might have been.

2019-20 Honors

KJ Feagin

- All-MW Honorable Mention (coaches & media)
- MW All-Defensive Team (coaches)
- MW All-Tournament Team

Malachi Flynn

- Consensus Second Team All-American
- First Team All-American
- Sports Illustrated STADIUM
- Second Team All-American
- United States Basketball Writers Association
- National Basketball Coaches Association
- The Sporting News
- The Associated Press
- USA Today
- CBS Sports
- NBC Sports
- The Athletic

- John R. Wooden All-America Team
- NABC Division I First Team All-District 17
- USBWA All-District IX Team
- MW Player of the Year (coaches & media)
- MW Newcomer of the Year (media)
- Defensive Player of the Year (coaches)
- First Team All-MW (coaches & media)
- MW All-Defensive Team (coaches)
- MW All-Tournament Team
- Tournament MVP

- Continental Tires Las Vegas Invitational Basketball Hall of Fame Classic
- Two-time MW Player of the Week
- The Sporting News Midseason Second Team All-American
- NABC Honors Court
- Academic All-Mountain West
- MW Male Athlete of the Year

Matt Mitchell

- NABC Division I Second Team All-District 17
- All-MW First Team (coaches)
- All-MW Second Team (media)

Jordan Schakel

- All-Tournament Team
- Continental Tires Las Vegas Invitational
- Academic All-Mountain West

Yanni Wetzell

- NABC Division I First Team All-District 17
- All-MW Second Team (coaches)
- All-MW Third Team (media)
- Two-time MW Player of the Week
- All-Tournament Team
- Continental Tires Las Vegas Invitational
- Academic All-Mountain West

Brian Dutcher

- USA Today National Coach of the Year
- MW Coach of the Year (coaches & media)
- NABC Division I District 17 Coach of the Year
- USBWA District IX Coach of the Year

The 2019-20 San Diego State Aztecs season will be remembered for many things; the team's record setting 26-game winning streak to open the campaign, Malachi Flynn's dagger three with less than a second to play to defeat San Jose State, a perfect 11-0 record in road games, Matt Mitchell's 24-point eruption in the second half vs. Utah State on the night the program retired Kawhi Leonard's jersey, its 16-point comeback victory over Iowa in the championship game of the Continental Tires Las Vegas Invitational, or its 28-point destruction of Utah just days after the Utes had upset blue-blood No. 6 Kentucky. All are good choices along with a score of other highlights, but perhaps the season will be best remembered for what never happened.

San Diego State had just finished competing in the Mountain West Conference Tournament, having reached the championship game in each of head coach Brian Dutcher's three seasons, and it was anticipated that the 2019-20 Mountain West regular-season champs would receive a high seed, No. 1 or No. 2, in the upcoming NCAA Tournament.

But on March 12 it all came to an end due to the outbreak of the coronavirus pandemic and the NCAA's announcement of the cancellation of all winter championships, as well as spring competitions and those championships. Fans were left to ponder what might have been during March Madness, to reflect on SDSU's unbelievable season and team, which just might be the best group to ever pull on the scarlet and black jersey.

TEAM ACCOMPLISHMENTS

Two previous Aztec teams had higher win totals than last year's squad. The 2010-11 team won a program record 34 games and the 2013-14 team finished with 31 wins, however both those squads played three games in the NCAA Tournament and both reached the Sweet-16, an opportunity the 2019-20 team was denied. The 2013-14 team entered that year's NCAA Tournament with 29 victories, one fewer than last year's team had at the same point in time.

In digging a bit further and comparing the three teams, last year's team won more Mountain West games, 17 than either of its predecessors (the 2013-14 team went 16-2 in league play and the 2010-11 team was

14-2 in a 16-game conference schedule).

Entering the Mountain West Tournament, both the 2010-11 and 2013-14 teams had two losses, the 2019-20 team had just one and was a perfect 14-0 in road and neutral site games compared to the other two team having suffered a loss each in those type games.

The Aztecs 74.8 points per game were not a program high, more than 10 other SDSU teams averaged more points for a season since San Diego State began competing in Division I in 1970-71. The 59.5 points allowed were similarly not the best the program has achieved in a Division I season, but the 15.5-point differential between the points scored and points allowed is the best in program history and certainly goes a long way in ex-

last year's squad are the only teams in program history to win at least 30 games.

San Diego State was the only team to finish the regular season with just one loss (28-1) and, joined by Gonzaga and Dayton, was one of three team to complete competition with just two losses (30-2).

The team's .938 winning percentage (30-2) is the highest in the program's Division I history, surpassing the 2013-14 team's .920 percentage (34-3), the previous record.

SDSU posted a 17-1 mark in Mountain West play. Its 17 victories are a conference and program record and its 13 consecutive wins to open conference play are a record for consecutive Mountain West wins and the longest league win streak in both San Diego State and Mountain West history.

The Aztecs also went 14-0 in road/neutral games during the regular season, which is also a SDSU record.

The NCAA Evaluation Tool (NET) replaced RPI in 2018-19 as the primary sorting tool for evaluating teams during the season. It relies on game results, strength of schedule, location, scoring margin, net offensive and defensive efficiency, and the quality of wins and losses to create its rankings. In 2019-20 the Aztecs spent 45 days as the No. 1 team in the NET, by far the most by any program, and enjoyed a record 24 days in the top spot. San Diego State appeared at No. 3 in the initial ranking on Dec. 16 and never dipped below No. 4, the spot it held when competition was halted.

San Diego State appeared at No. 3 in the initial ranking on Dec. 16 and never dipped below No. 4, the spot it held when competition was halted.



The 2019-20 Aztecs posted a 30-2 record, went 17-1 in conference play, reached as high No. 4/4 in the polls, won its conference-record 12th Mountain West crown, was poised for a top-seed in the 2020 NCAA Tournament and a deep run in the postseason before the coronavirus pandemic ended the season on March 12.

plaining its 30-2 record and No. 6 ranking when things fell apart on March 12.

In opening the year 26-0, the Aztecs were the last undefeated team in the nation and held that distinction for all and part of 39 days, from Jan. 15 to Feb. 22. The 26-game undefeated streak to open the season surpassed the program's previous record of 20 straight wins to open the 2010-11 campaign, was the fourth best start in Division I since the start of that same 2010-11 season, and was the longest win streak in Division I last year. SDSU's streak also passed the 2013-14 team's record tying 20-game winning streak during that season. Again, both the 2010-11 and 2013-14 teams reached the Sweet 16 of the NCAA Tournament, and along with

THE BIG WINS

To go 30-2, you need some big non-conference wins, a close game or two and then navigate your way through perhaps your toughest stretch, when you play the teams that know you best, the league slate.

An inkling of how good the team could be, came on Nov. 9, in the second game of the year. SDSU traveled to Provo, Utah, and defeated Brigham Young, 76-71. The Cougars led by as many as nine points in the second half and were out front 65-60 with 4:18 left before the Aztecs rallied. Jordan Schakel, who finished with a career-high 19 points, nailed two threes down the stretch and SDSU hit 5-of-7 from the line in the final two minutes to secure

2019-20 Season Review



MOUNTAIN WEST-RECORD 12-TIME CONFERENCE CHAMPIONS



Brian Dutcher, in his third season leading the Aztecs, guided the team to a 30-2 record and among numerous accolades, was the USA Today's National Coach of the Year.

the win. The victory snapped a six-game losing streak for San Diego State at BYU, which covered a total of 5,418 days. Prior to the win, the last time the Aztecs came away victorious from the Marriott Center was Jan. 8, 2005.

Over the Thanksgiving holiday, San Diego State competed in the Continental Tires Las Vegas Invitational and defeated the Creighton Bluejays and Iowa Hawkeyes. With its 83-52 win over Creighton in its opening game on Nov. 28, the Aztecs started the year 7-0 for the first time since 2010-11. The 31-point loss was Creighton's worst since a 34-point loss in the 2001-02 season, a span of 609 games. It also marked the 50th win of Coach Dutcher's head coaching career and was Malachi Flynn's first 20-point game as an Aztec.

The next day, Nov. 29, SDSU authored its biggest comeback of the year defeating Iowa 83-73. San Diego State overcame a 16-point first-half deficit to win the game. Down 37-21 with 3:05 to play in the first half, the Aztecs narrowed the deficit to nine points by the break and coming out in the second half, Flynn took over. He totaled a then season-best 28 points, all in the final 20 minutes, and was named the tournament's Most Valuable Player. Matched up against sophomore Nathan Mensah, Iowa's Luka Garza, the Big Ten Player of the Year and multiple national award winner, was held to nine points, just two in the second half, and eight rebounds, well below his season averages. With the comeback completed, it tied for the sixth largest deficit a San Diego State team overcame for a victory in the last 24 seasons.

Already 9-0 and in danger of its undefeated start coming to a halt, it took a last second, dagger three to propel the Aztecs to their 10th straight win. Down 56-57 with a second to play against San Jose State on Dec. 8, Jordan Schakel took an inbounds pass at the corner of the baseline, dribbled up the three-point arc and fed Malachi Flynn near the top of the right elbow, outside the arc. Flynn launched a three-pointer over two San Jose State defenders and watched it sail through the net with four-tenths of a second left and the Aztecs escaped with a 59-57 win.

On Dec. 21, the Aztecs played the Utah Utes in Los Angeles' STAPLES Center. With Utah coming off a three-point, upset win over No. 6 Kentucky just three days earlier, the Aztecs defense shut the Utes down which led to a 28-point, 80-52 win. San Diego State jumped out to a double-digit lead in the first five minutes and never

looked back, handing the Utes their worst non-conference loss of the year. The victory improved SDSU to 12-0 and continued the second-best start in the program's 99 seasons.

With San Diego State Hall of Fame inductee Kawhi Leonard in attendance on Feb. 1, for the retirement of his jersey to the rafters of Viejas Arena, Matt Mitchell put on a second half clinic to erase an eight-point halftime deficit and lead the team to a 12-point, 80-68 victory. Mitchell scored 24 of his season-high 28 points in the second half. Down 39-31 at the intermission, SDSU outscored Utah State 49-29 in the second half with Mitchell pouring in nearly half the team points. After the break, Mitchell was 7-for-11 from the floor, including 4-for-6 from three-point range and a perfect 6-for-6 from the free-throw line.

HONORS FOR COACH DUTCHER

Head coach Brian Dutcher was the maestro who waved his baton and composed the one of the most exciting seasons in Aztecs history. It was apparent just how good the team could be in the second game of the year. SDSU defeated Brigham Young 76-71, in Provo Utah. The victory snapped a six-game losing streak for San Diego State at BYU which covered a total of 5,418 days. Prior to the win, the last time the Aztecs came away victorious from the Marriott Center was Jan. 8, 2005.

The team went on to finish 30-2 and reached as high as No. 1 in the NET and No. 4/4 in the AP and Coaches Polls. Dutcher was named the National Coach of the Year by *USA Today* and the District Coach of the

College Coach of the Year Award.

Coach Dutcher, who completed his 21st season with the Aztecs, 18 as Steve Fisher's top assistant and now three leading the program, is the only head coach in program history to earn at least 20 wins in each of his first three seasons. His team's 30 victories marked the third time Mountain West history that an SDSU team notched at least 30 wins, the most by any program in conference history. In addition, his 17 victories in league play are the most in the 21 years of the Mountain West. Since the conference went to an 18-game schedule in 2013-14, only one program has won at least 16 league games in a year; San Diego State, in 2013-14 and 2015-16, won 16 games each, the record until last season.

HONORS FOR THE PLAYERS

A discussion about players from last year's team can't begin with anyone but junior guard **Malachi Flynn**, who finished the year as the most decorated player, in a single season, in San Diego State men's basketball history.

The native of Tacoma, Wash., led the Aztecs in nearly every offensive statistical category reaching double figure scoring 31 times and in the lone game in which he was in single digits, he scored nine points. The Most Valuable Player of both the Continental Tires Las Vegas Invitational and Basketball Hall of Fame Classic totaled at least 15 points on 22 occasions, at least 20 points in nine games, and a season and career-high 36 points in the regular season finale, an 83-76 victory at Nevada. He was the team's leading scorer in 21 games, topped



Malachi Flynn, a first round draft pick (29th selection) of the Toronto Raptors in the 2020 NBA Draft, is the most decorated Aztec in a single season in the program's 99-year history. He was the third San Diego State men's basketball player, joining Michael Cage and Kawhi Leonard, to be named a consensus All-American and is the first to be named the Mountain West's Male Athlete of the Year.

Year by the National Association of Basketball Coaches (NABC) and United States Basketball Writers Association (USBWA). In addition, he earned the league's Coach of the Year honor by votes of both the coaches and media who regularly cover the Mountain West and was one of five finalists for the 2020 Werner Ladder Naismith Men's

the squad in assists in 21 games, and was the leading rebounder four times.

Among his numerous national accolades, he was named the program's third consensus All-American, a second-team honoree after receiving the distinction from the Associated Press, *The Sporting News*, the USBWA and

2019-20 Records

Team

Winning Percentage	93.8 Percent (30-2)
Longest Winning Streak	26 Games (To Open The Season) 26 Games (Program History)
Fewest Losses In A Division I Season	2 Games
Most Wins in a Division I Conference Season	17 Game
Fewest Losses in a Division I Conference Season	1 Game
Highest Conference Winning Percentage (DI)	94.4 percent (17-1)
Longest Road/Neutral Game Winning Streak	16 Games (11/9/19-to-3/7/20)
Highest Scoring Margin	+15.3 (74.8-to-59.5)
Highest Free Throw Percentage	77.1 percent (400-of-519)
Three-Point Field Goals	291
Three-Point Field Goal Attempts	765
Fewest Turnovers	344
Rebounds - Viejas Arena	62 vs. Texas Southern (11/5/20)

Individual

Single-Game	Field Goal Percentage/Game (6 FG min.) Yanni Wetzell (7-of-7 at Wyoming, 1/8/20) Trey Pulliam (6-of-6 at UNLV, 1/26/20)
Field Goal Percentage/MW Game (6 FG min.)	Yanni Wetzell (7-of-7 at Wyoming, 1/8/20) Trey Pulliam (6-of-6 at UNLV, 1/26/20)
Single-Game - Viejas Arena	Field Goal Percentage/Game (6 FG min.) Yanni Wetzell (7-of-7 at Wyoming, 1/8/20)

Career

Career Free Throw Percentage	Malachi Flynn (85.71 - 120-of-140)
-------------------------------------	------------------------------------

INTRODUCTION

COACHES & STAFF

PLAYERS

2019-20 REVIEW

RECORDS

HISTORY

UNIVERSITY

AZTEC BASKETBALL MEDIA GUIDE

2019-20 Season Review



MOUNTAIN WEST-RECORD 12-TIME CONFERENCE CHAMPIONS



A prolific scorer in his four years at Santa Clara, graduate transfer KJ Feagin concentrated the majority of his efforts on the defensive end in his lone season on The Mesa. Pulling the toughest defensive assignment night in and night out, Feagin led the Aztecs to a No. 3 ranking in Division I scoring defense and a No. 10 ranking in KenPom's Defensive Adjusted Efficiency.

team's second leading scorer (12.2 points/game). He earned first-team and second-team All-Mountain West honors by votes of the coaches and media, respectively. In addition, he was an NABC Division I second-team All-District 17 designee. His 390 points were a career-high and he returns in the 2020-21 season as the team's leading scorer.

Jordan Schakel was one of four San Diego State players who averaged double figure points last season, set career-highs in points per game (10.0), was included on the All-Tournament Team of the Continental Tires Las Vegas Invitational and was an Academic All-Mountain West performer for the second time in as many years.

KJ Feagin, another graduate transfer on the roster, was the ultimate team player. In four years

at Santa Clara, prior to transferring to SDSU, he was a 1,000-point scorer (14.2 ppg) and the team's main offensive weapon. When he arrived on The Mesa, he changed his focus becoming the defensive stopper who took the assignment of the other team's top guard every night. He was recognized by the coaches for his defensive prowess with inclusion on the Mountain West's All-Defensive Team. By separate votes of both the coaches and media, he earned honorable mention All-Mountain West designation and following the Mountain West Tournament was included on the MW's All-Tournament Team.

Graduate transfer Yanni Wetzell, who averaged 11.6 points and 6.5 rebounds per game in his lone season as an Aztec. At Wyoming on Jan. 8, the Auckland, New Zealand native, went 7-for-7 from the field and 3-for-3 from the line for 17 points. He added four rebounds, two assists and a steal in the Aztecs' 72-52 win in Laramie.

NABC. In addition to those four, he was also named a second-team All-American by *USA Today*, CBS Sports, NBC Sports and *The Athletic*. *Sports Illustrated* and STADIUM designated Flynn a first-team All-American. He was also named to the John R. Wooden All-America Team, joining Michael Cage as the only Aztecs to earn the honor.

On a district level, he was a Division I first-team All-District 17 designee according to the NABC and included on the USBWA All-District IX Team.

Among Mountain West performers, Flynn was named the MW Player of the Year and first-team All-Mountain West in separate votes from both the

league's coaches and the media who regularly cover the conference. In addition, the media awarded him its Newcomer of the Year honor and the coaches voted him its Defensive Player of the Year and a member of its All-Defensive Team. The team's leading scorer, he was twice named Mountain West Player of the Week, and following the end of the conference tournament, he was included on the All-Tournament Team.

After the season was over, he had one of the Mountain West's highest honors bestowed upon him when he was awarded the Mountain West Male Athlete of the Year. He was the first Aztecs men's basketball player to earn the distinction, second SDSU male athlete (football's Rashaad Penny in 2017-18) and third overall (women's track and field's Shanika Thomas in 2013-14).

In the classroom he was accomplished as well, named to the NABC Honors Court and Academic All-Mountain West.

Competing for a single season, graduate transfer **Yanni Wetzell** captured the imagination of Aztec Nation. He was the team's leading rebounder (6.5 rebounds/game) and ranked third on the scoring list (11.6 points/game). The Auckland, New Zealand native earned Division I first-team All-District 17 designation from the NABC, was a second-team All-Mountain West selection and a third-team All-MW performer by votes of the league's coaches and its media, respectively.

In addition, Wetzell, who over the summer signed a professional contract to play in Australia, was a two-time Mountain West Player of the Week honoree, an Academic All-Mountain West performer, and earned All-Tournament Team distinction in the Aztecs' championship at the Continental Tires Las Vegas Invitational.

Matt Mitchell, who came off the bench for the first 13 games, started the final 19 and was the



In 2019-20, junior Jordan Schakel established career-highs in nearly every offensive category. His 71 three pointers and .436 three point percentage are No. 11 and No. 6 on the program's single-season list, respectively.



In 2019-20, junior Matt Mitchell authored the best season of his college career averaging 12.2 points (125-of-267, 46.8 percent), 4.8 rebounds and 1.7 assists per game, but in Mountain West action, he upped his game even more. The Riverside, Calif., native averaged 13.8 points (81-of-161, 50.3 percent), 5.6 rebounds and 1.7 assists.

INTRODUCTION

COACHES & STAFF

PLAYERS

2019-20 REVIEW

RECORDS

HISTORY

UNIVERSITY

AZTEC BASKETBALL MEDIA GUIDE

2019-20 Statistics



MOUNTAIN WEST-RECORD 12-TIME CONFERENCE CHAMPIONS

Game-By-Game Results

Record: 30-2 (Home: 14-1, Away: 11-0, Neutral: 5-1)
Mountain West: 17-1 (Home: 8-1, Away: 9-0)

Date	SDSU NR	San Diego State High Opponent	SDSU Result	W-L	Record	MW	Scorer	Rebounder	Assists	Attendance
Nov. 5		TEXAS SOUTHERN	W 77-42	W1	1-0		Flynn, Schakel - 15	N. Mensah - 11	Flynn - 5	10,093
Nov. 9		at Brigham Young (D)	W 76-71	W2	2-0		Schakel - 19	N. Mensah - 11	Flynn - 5	12,567
Nov. 13	rv/--	GRAND CANYON	W 86-61	W3	3-0		Flynn, N. Mensah - 14	N. Mensah - 9	Flynn - 9	10,440
Nov. 20	rv/rv	at San Diego	W 66-49	W4	4-0		Wetzell - 20	Wetzell - 12	Feagin - 4	4,524
Nov. 22	rv/rv	LIU	W 81-64	W5	5-0		Mitchell - 18	N. Mensah - 7	Flynn - 10	10,243
Nov. 25	rv/rv	TENNESSEE STATE	W 62-49	W6	6-0		Flynn - 11	Schakel - 6	Flynn - 4	10,430
Nov. 28	rv/--	vs. (-/rv) Creighton (SF) S	W 83-52	W7	7-0		Flynn - 21	N. Mensah, Wetzell - 6	Feagin - 5	4,855
Nov. 29	rv/--	vs. Iowa (CH) S	W 83-73	W8	8-0		Flynn - 28	Schakel - 6	Feagin - 5	4,855
Dec. 4	rv/rv	at Colorado State*	W 79-57	W9	9-0	1-0	Flynn - 23	Mitchell - 8	Flynn - 7	3,419
Dec. 8	rv/rv	SAN JOSE STATE* (:00.9) (D)	W 59-57	W10	10-0	2-0	Mitchell - 13	N. Mensah - 12	Feagin - 3	11,925
Dec. 18	20/20	SAN DIEGO CHRISTIAN	W 92-48	W11	11-0		Wetzell - 17	Wetzell, Johnson - 6	Feagin - 8	10,158
Dec. 21	20/20	vs. Utah #	W 80-52	W12	12-0		Flynn - 16	Wetzell - 6	Flynn - 8	8,296
Dec. 28	15/14	CAL POLY (D)	W 73-57	W13	13-0		Flynn - 14	Wetzell - 8	Flynn - 7	(c) 12,414
Jan. 1	13/12	FRESNO STATE* (D)	W 61-52	W14	14-0	3-0	Flynn - 16	Wetzell - 8	Pulliam - 3	(c) 12,414
Jan. 4	13/12	at (rv/rv) Utah State*	W 77-68	W15	15-0	4-0	Flynn - 22	Mitchell - 7	Pulliam - 5	(c) 10,017
Jan. 8	7/7	at Wyoming*	W 72-52	W16	16-0	5-0	Flynn - 19	Mitchell - 8	Flynn - 4	2,941
Jan. 11	7/7	BOISE STATE*	W 83-65	W17	17-0	6-0	Feagin - 23	Mitchell - 7	Flynn - 6	(c) 12,414
Jan. 14	7/6	at Fresno State*	W 64-55	W18	18-0	7-0	Flynn - 22	Mitchell - 8	Feagin, Flynn, Wetzell - 2	6,773
Jan. 18	7/6	NEVADA*	W 68-55	W19	19-0	8-0	Wetzell - 17	Wetzell - 16	Flynn - 7	(c) 12,414
Jan. 21	4/4	WYOMING*	W 72-55	W20	20-0	9-0	Flynn - 18	Flynn - 5	Feagin, Flynn - 5	(c) 12,414
Jan. 26	4/4	at UNLV* (D)	W 71-67	W21	21-0	10-0	Flynn - 21	Wetzell - 8	Wetzell - 4	12,287
Jan. 29	4/4	at New Mexico*	W 85-57	W22	22-0	11-0	Feagin - 18	Schakel - 9	Flynn - 6	13,241
Feb. 1	4/4	UTAH STATE*	W 80-68	W23	23-0	12-0	Mitchell - 28	Wetzell - 10	Flynn - 7	(c) 12,414
Feb. 8	4/4	at Air Force*	W 89-74	W24	24-0	13-0	Feagin - 21	Flynn - 8	Flynn - 7	4,401
Feb. 11	4/4	NEW MEXICO*	W 82-59	W25	25-0	+14-0	Mitchell - 22	Mitchell - 12	Mitchell - 4	(c) 12,414
Feb. 16	4/4	at Boise State* (D)	W 72-55	W26	26-0	15-0	Flynn - 22	Mitchell, Wetzell - 7	Flynn - 6	10,651
Feb. 22	4/4	UNLV* (D)	L 63-66	L1	26-1	15-1	Flynn - 24	Flynn, Schakel - 9	Flynn - 6	(c) 12,414
Feb. 25	5/5	COLORADO STATE*	W 66-60	W1	27-1	16-1	Flynn - 17	Wetzell - 7	Feagin - 5	(c) 12,414
Feb. 29	5/5	at Nevada*	W 83-76	W2	28-1	17-1	Flynn - 36	Wetzell - 6	Flynn - 5	10,855
Mar. 5	5/5	vs. [9] Air Force` (MW-QF) (D)	W 73-60	W3	29-1		Schakel - 17	Flynn - 7	Flynn - 8	8,189
Mar. 6	5/5	vs. [5] Boise State` (MW-SF)	W 81-68	W4	30-1		Flynn - 22	Feagin, Mitchell, Wetzell - 6	Flynn - 5	9,630
Mar. 7	5/5	vs. [2] Utah State` (MW-CH) (D)	L 56-59	L1	30-2		Flynn - 16	Wetzell - 13	Mitchell - 4	10,292

Caps denotes home game. S - Continental Tires Las Vegas Invitational (Orleans Arena; Las Vegas, Nevada). # Basketball Hall of Fame Classic Presented by Citi (STAPLES Center; Los Angeles, Calif.). * - Mountain West Game. ` - Mountain West Men's Basketball Championship (Thomas & Mack Center; Las Vegas, Nevada). c - Capacity crowd. SDSU NR - San Diego State national ranking (Associated Press and USA Today coaches polls at game time). Time to the right of opponent name indicates time remaining on a game-winning shot. D - Indicates game played during the afternoon. + - Clinch outright Mountain West Conference regular-season championship.

Attendance

	G	W-L	Total	Average	High
Home	15	14-1	175,015	11,668	12,414; 9x, last: vs. Colorado State (Feb. 25)
Mountain West	9	8-1	111,237	12,360	12,414; 7x, last: vs. Colorado State (Feb. 25)
Away	11	11-0	91,676	8,334	13,241, at New Mexico (Jan. 29)
Mountain West	9	9-0	74,585	8,287	13,241, at New Mexico (Jan. 29)
Neutral	6	5-1	46,117	7,686	10,292 vs. Utah State (Mar. 7)
Total	32	30-2	312,808	9,775	13,241, at New Mexico (Jan. 29)
Mountain West	18	17-1	185,822	10,323	13,241, at New Mexico (Jan. 29)

2019-20 Statistics



MOUNTAIN WEST-RECORD 12-TIME CONFERENCE CHAMPIONS

Individual Statistics - All Games: 30-2 (Home: 14-1, Away: 11-0, Neutral: 5-1)

No.	Player	GP	GS	Min	Avg	TOTAL			3-PTS			REBOUNDS			PF	FO	A	TO	Blk	Stl	Pts	Avg							
						FG	FGA	Pct	3FG	FGA	Pct	FT	FTA	Pct									Off	Def	Tot	Avg			
22	FLYNN, Malachi	32	32	1072	33.5	184	417	.441	76	204	.373	120	140	.857	20	123	143	4.5	56	0	163	57	3	56	564	17.6			
11	MITCHELL, Matt	32	19	823	25.7	125	267	.468	44	112	.393	96	110	.873	34	120	154	4.8	91	1	55	54	11	34	390	12.2			
05	WETZEL, Yanni	32	32	893	27.9	151	255	.592	7	22	.318	61	95	.642	74	135	209	6.5	82	1	43	62	20	26	370	11.6			
20	SCHAKEL, Jordan	32	31	849	26.5	105	232	.453	71	163	.436	38	41	.927	22	88	110	3.4	66	1	18	17	2	27	319	10.0			
10	FEAGIN, KJ	32	32	972	30.4	101	263	.384	58	151	.384	30	36	.833	12	92	104	3.3	57	0	95	54	9	19	290	9.1			
04	PULLIAM, Trey	32	0	561	17.5	43	98	.439	7	21	.333	14	22	.636	12	48	60	1.9	42	1	60	28	2	19	107	3.3			
31	MENSAH, Nathan	13	13	263	20.2	37	60	.617	0	0	.000	16	25	.640	27	62	89	6.8	30	0	4	14	22	10	90	6.9			
02	SEIKO, Adam	29	0	359	12.4	28	65	.431	20	54	.370	7	9	.778	4	26	30	1.0	27	0	16	10	0	10	83	2.9			
03	AROP, Aguek	22	0	218	9.9	32	64	.500	0	6	.000	5	8	.625	26	24	50	2.3	23	0	8	13	5	8	69	3.1			
35	MENSAH, Joel	21	0	136	6.5	19	31	.613	0	0	.000	1	3	.333	2	19	21	1.0	24	0	1	7	12	4	39	1.9			
00	JOHNSON, Keshad	18	0	107	5.9	12	34	.353	4	18	.222	6	16	.375	12	18	30	1.7	12	0	4	8	1	5	34	1.9			
12	NARAIN, Nolan	15	1	105	7.0	11	18	.611	1	3	.333	5	10	.500	3	18	21	1.4	18	0	3	12	1	2	28	1.9			
13	GIORDANO, Caleb	11	0	26	2.4	3	10	.300	3	10	.300	0	2	.000	1	0	1	0.1	1	0	2	0	0	0	9	0.8			
21	BARNETT, Jared	10	0	16	1.6	1	6	.167	0	1	.000	1	2	.500	0	0	0	0.0	5	0	2	2	0	1	3	0.3			
TEAM																													
SAN DIEGO STATE		32				852 1820		.468		291 765		.380		400 519		.771		297 824		1121 35.0		534 4		474 344		88 221		2395 74.8	
OPPONENTS		32				659 1705		.387		213 717		.297		370 508		.728		284 731		1015 31.7		559 -		353 452		61 175		1903 59.5	

SCORE BY PERIODS:	1st	2nd	Total
SAN DIEGO STATE	1,122	1,273	-2,395
OPPONENTS	905	998	-1,903

Individual Statistics - Mountain West Games: 17-1 (Home: 8-1, Away: 9-0)

No.	Player	GP	GS	Min	Avg	TOTAL			3-PTS			REBOUNDS			PF	FO	A	TO	Blk	Stl	Pts	Avg							
						FG	FGA	Pct	3FG	FGA	Pct	FT	FTA	Pct									Off	Def	Tot	Avg			
22	FLYNN, Malachi	18	18	635	35.3	111	245	.453	42	121	.347	77	84	.917	12	85	97	5.4	26	0	85	33	1	29	341	18.9			
11	MITCHELL, Matt	18	16	509	28.3	81	161	.503	28	68	.412	59	66	.894	23	77	100	5.6	57	1	30	31	9	17	249	13.8			
05	WETZEL, Yanni	18	18	523	29.1	82	137	.599	4	9	.444	35	55	.636	43	72	115	6.4	48	1	27	40	11	13	203	11.3			
20	SCHAKEL, Jordan	18	17	490	27.2	58	135	.430	36	92	.391	23	23	1.000	12	48	60	3.3	43	1	12	7	1	15	175	9.7			
10	FEAGIN, KJ	18	18	565	31.4	59	152	.388	36	89	.404	13	17	.765	5	54	59	3.3	34	0	46	34	6	14	167	9.3			
04	PULLIAM, Trey	18	0	324	18.0	25	53	.472	6	15	.400	10	14	.714	3	29	32	1.8	21	1	29	15	1	11	66	3.7			
02	SEIKO, Adam	17	0	216	12.7	12	34	.353	8	29	.276	5	7	.714	3	19	22	1.3	14	0	8	9	0	3	37	2.2			
12	NARAIN, Nolan	14	1	88	6.3	10	16	.625	1	3	.333	4	9	.444	1	15	16	1.1	15	0	1	8	0	2	25	1.8			
03	AROP, Aguek	11	0	80	7.3	10	20	.500	0	1	.000	2	3	.667	8	11	19	1.7	8	0	2	5	2	3	22	2.0			
31	MENSAH, Nathan	2	2	51	25.5	6	10	.600	0	0	.000	6	7	.857	9	10	19	9.5	5	0	2	1	5	2	18	9.0			
00	JOHNSON, Keshad	9	0	35	3.9	4	9	.444	1	5	.200	2	6	.333	3	3	6	0.7	5	0	0	1	0	2	11	1.2			
35	MENSAH, Joel	12	0	66	5.5	4	6	.667	0	0	.000	1	2	.500	0	8	8	0.7	13	0	1	4	7	2	9	0.8			
13	GIORDANO, Caleb	6	0	12	2.0	1	4	.250	1	4	.250	0	0	.000	0	0	0	0.0	1	0	0	0	0	0	3	0.5			
21	BARNETT, Jared	4	0	6	1.5	0	1	.000	0	0	.000	0	0	.000	0	0	0	0.0	1	0	1	1	0	0	0	0.0			
TEAM																													
SAN DIEGO STATE		18				463 983		.471		163 436		.374		237 293		.809		147 459		606 33.7		291 4		244 191		43 113		1326 73.7	
OPPONENTS		18				387 973		.398		121 404		.300		201 277		.726		167 404		571 31.7		304 -		208 226		38 95		1098 61.0	

SCORE BY PERIODS:	1st	2nd	Total
SAN DIEGO STATE	622	704	-1,326
OPPONENTS	525	573	-1,098

2019-20 Statistics



MOUNTAIN WEST-RECORD 12-TIME CONFERENCE CHAMPIONS

Individual Statistics - Home Games: 14-1

No.	Player	GP	GS	Min	Avg	TOTAL			3-PTS			REBOUNDS			PF	FO	A	TO	Blk	Stl	Pts	Avg					
						FG	FGA	Pct	3FG	FGA	Pct	FT	FTA	Pct									Off	Def	Tot	Avg	
22	FLYNN, Malachi	15	15	488	32.5	73	186	.392	38	99	.384	40	51	.784	14	55	69	4.6	22	0	81	28	2	27	224	14.9	
11	MITCHELL, Matt	15	8	397	26.5	62	132	.470	22	51	.431	57	66	.864	17	55	72	4.8	47	0	24	26	5	18	203	13.5	
05	WETZELL, Yanni	15	15	415	27.7	69	115	.600	4	10	.400	34	55	.618	39	66	105	7.0	32	0	17	30	10	15	176	11.7	
20	SCHAKEL, Jordan	15	14	372	24.8	44	108	.407	28	72	.389	24	27	.889	10	40	50	3.3	30	1	6	4	0	16	140	9.3	
10	FEAGIN, KJ	15	15	447	29.8	46	127	.362	24	71	.338	14	19	.737	4	36	40	2.7	26	0	51	25	5	6	130	8.7	
04	PULLIAM, Trey	15	0	264	17.6	20	50	.400	2	11	.182	6	10	.600	5	22	27	1.8	15	0	28	8	2	8	48	3.2	
31	MENSAH, Nathan	7	7	133	19.0	20	35	.571	0	0	.000	8	13	.615	16	37	53	7.6	14	0	2	8	13	5	48	6.9	
02	SEIKO, Adam	14	0	169	12.1	13	30	.433	9	25	.360	1	2	.500	1	9	10	0.7	15	0	7	5	0	6	36	2.6	
35	MENSAH, Joel	12	0	88	7.3	15	23	.652	0	0	.000	1	2	.500	2	16	18	1.5	17	0	1	5	7	4	31	2.6	
03	AROP, Aguek	10	0	90	9.0	12	32	.375	0	3	.000	4	6	.667	15	13	28	2.8	13	0	2	5	2	3	28	2.8	
00	JOHNSON, Keshad	10	0	62	6.2	6	24	.250	3	14	.214	4	10	.400	9	14	23	2.3	7	0	3	7	1	3	19	1.9	
12	NARAIN, Nolan	8	1	44	5.5	5	9	.556	1	2	.500	2	4	.500	2	7	9	1.1	11	0	3	8	1	1	13	1.6	
13	GIORDANO, Caleb	8	0	17	2.1	2	7	.286	2	7	.286	0	2	.000	1	0	1	0.1	0	0	1	0	0	0	6	0.8	
21	BARNETT, Jared	9	0	14	1.6	1	5	.200	0	1	.000	1	2	.500	0	0	0	0.0	3	0	2	2	0	1	3	0.3	
TEAM																											
SAN DIEGO STATE		15				388	883	.439	133	366	.363	196	269	.729	161	401	562	37.5	252	1	228	162	48	113	1105	73.7	
OPPONENTS		15				296	801	.370	94	333	.282	170	234	.726	140	373	513	34.2	279	-	153	241	33	77	858	57.2	

SCORE BY PERIODS:	1st	2nd	Total
SAN DIEGO STATE	520	585	- 1,105
OPPONENTS	408	450	- 858

Individual Statistics - Road/Neutral Games: 16-1 (Road: 11-0, Neutral: 5-1)

No.	Player	GP	GS	Min	Avg	TOTAL			3-PTS			REBOUNDS			PF	FO	A	TO	Blk	Stl	Pts	Avg					
						FG	FGA	Pct	3FG	FGA	Pct	FT	FTA	Pct									Off	Def	Tot	Avg	
22	FLYNN, Malachi	17	17	584	34.4	111	231	.481	38	105	.362	80	89	.899	6	68	74	4.4	34	0	82	29	1	29	340	20.0	
05	WETZELL, Yanni	17	17	478	28.1	82	140	.586	3	12	.250	27	40	.675	35	69	104	6.1	50	1	26	32	10	11	194	11.4	
11	MITCHELL, Matt	17	11	426	25.1	63	135	.467	22	61	.361	39	44	.886	17	65	82	4.8	44	1	31	28	6	16	187	11.0	
20	SCHAKEL, Jordan	17	17	477	28.1	61	124	.492	43	91	.473	14	14	1.000	12	48	60	3.5	36	0	12	13	2	11	179	10.5	
10	FEAGIN, KJ	17	17	525	30.9	55	136	.404	34	80	.425	16	17	.941	8	56	64	3.8	31	0	44	29	4	13	160	9.4	
04	PULLIAM, Trey	17	0	297	17.5	23	48	.479	5	10	.500	8	12	.667	7	26	33	1.9	27	1	32	20	0	11	59	3.5	
02	SEIKO, Adam	15	0	190	12.7	15	35	.429	11	29	.379	6	7	.857	3	17	20	1.3	12	0	9	5	0	4	47	3.1	
31	MENSAH, Nathan	6	6	130	21.7	17	25	.680	0	0	.000	8	12	.667	11	25	36	6.0	16	0	2	6	9	5	42	7.0	
03	AROP, Aguek	12	0	128	10.7	20	32	.625	0	3	.000	1	2	.500	11	11	22	1.8	10	0	6	8	3	5	41	3.4	
12	NARAIN, Nolan	7	0	61	8.7	6	9	.667	0	1	.000	3	6	.500	1	11	12	1.7	7	0	0	4	0	1	15	2.1	
00	JOHNSON, Keshad	8	0	45	5.6	6	10	.600	1	4	.250	2	6	.333	3	4	7	0.9	5	0	1	1	0	2	15	1.9	
35	MENSAH, Joel	9	0	48	5.3	4	8	.500	0	0	.000	0	1	.000	0	3	3	0.3	7	0	0	2	5	0	8	0.9	
13	GIORDANO, Caleb	3	0	9	3.0	1	3	.333	1	3	.333	0	0	.000	0	0	0	0.0	1	0	1	0	0	0	3	1.0	
21	BARNETT, Jared	1	0	2	2.0	0	1	.000	0	0	.000	0	0	.000	0	0	0	0.0	2	0	0	0	0	0	0	0.0	
TEAM																											
SAN DIEGO STATE		17				464	937	.495	158	399	.396	204	250	.816	136	423	559	32.9	282	3	246	182	40	108	1290	75.9	
OPPONENTS		17				363	904	.402	119	384	.310	200	274	.730	144	358	502	29.5	280	-	200	211	28	98	1045	61.5	

SCORE BY PERIODS:	1st	2nd	Total
SAN DIEGO STATE	602	688	- 1,290
OPPONENTS	497	548	- 1,045

2019-20 Statistics



MOUNTAIN WEST-RECORD 12-TIME CONFERENCE CHAMPIONS

Individual Statistics - Wins: 30

No.	Player	GP	GS	Min	Avg	TOTAL			3-PTS			REBOUNDS			PF	FO	A	TO	Blk	Stl	Pts	Avg								
						FG	FGA	Pct	3FG	FGA	Pct	FT	FTA	Pct									Off	Def	Tot	Avg				
22	FLYNN, Malachi	30	30	997	33.2	171	378	.452	70	184	.380	112	132	.848	18	113	131	4.4	52	0	155	51	3	53	524	17.5				
11	MITCHELL, Matt	30	17	762	25.4	121	252	.480	43	107	.402	88	101	.871	32	114	146	4.9	85	1	50	50	11	33	373	12.4				
05	WETZELL, Yanni	30	30	836	27.9	143	237	.603	7	21	.333	58	86	.674	67	125	192	6.4	79	1	43	59	19	23	351	11.7				
20	SCHAKEL, Jordan	30	29	790	26.3	101	219	.461	69	157	.439	38	41	.927	19	81	100	3.3	58	0	17	17	2	23	309	10.3				
10	FEAGIN, KJ	30	30	899	30.0	96	244	.393	55	139	.396	27	33	.818	10	84	94	3.1	53	0	93	50	9	18	274	9.1				
04	PULLIAM, Trey	30	0	528	17.6	42	96	.438	7	21	.333	14	22	.636	11	44	55	1.8	39	1	57	27	2	18	105	3.5				
31	MENSAH, Nathan	13	13	263	20.2	37	60	.617	0	0	.000	16	25	.640	27	62	89	6.8	30	0	4	14	22	10	90	6.9				
02	SEIKO, Adam	27	0	344	12.7	27	63	.429	19	52	.365	7	9	.778	4	26	30	1.1	24	0	16	10	0	9	80	3.0				
03	AROP, Aguek	20	0	193	9.7	26	57	.456	0	6	.000	5	8	.625	22	22	44	2.2	21	0	8	12	2	8	57	2.9				
35	MENSAH, Joel	21	0	136	6.5	19	31	.613	0	0	.000	1	3	.333	2	19	21	1.0	24	0	1	7	12	4	39	1.9				
00	JOHNSON, Keshad	18	0	107	5.9	12	34	.353	4	18	.222	6	16	.375	12	18	30	1.7	12	0	4	8	1	5	34	1.9				
12	NARAIN, Nolan	14	1	103	7.4	11	18	.611	1	3	.333	5	10	.500	3	18	21	1.5	18	0	3	12	1	2	28	2.0				
13	GIORDANO, Caleb	11	0	26	2.4	3	10	.300	3	10	.300	0	2	.000	1	0	1	0.1	1	0	2	0	0	0	9	0.8				
21	BARNETT, Jared	10	0	16	1.6	1	6	.167	0	1	.000	1	2	.500	0	0	0	0.0	5	0	2	2	0	1	3	0.3				
TEAM														48	48	96	3.2	0							6					0
SAN DIEGO STATE		30					810	1705	.475	278	719	.387	378	490	.771	276	774	1050	35.0	501	3	455	325	84	207	2276	75.9			
OPPONENTS		30					615	1602	.384	197	670	.294	349	479	.729	269	673	942	31.4	525	-	332	425	57	161	1778	59.3			

SCORE BY PERIODS:	1st	2nd	Total
SAN DIEGO STATE	1,068	1,208	-2,276
OPPONENTS	847	931	-1,778

Individual Statistics - Losses: 2

No.	Player	GP	GS	Min	Avg	TOTAL			3-PTS			REBOUNDS			PF	FO	A	TO	Blk	Stl	Pts	Avg								
						FG	FGA	Pct	3FG	FGA	Pct	FT	FTA	Pct									Off	Def	Tot	Avg				
22	FLYNN, Malachi	2	2	75	37.5	13	39	.333	6	20	.300	8	8	1.000	2	10	12	6.0	4	0	8	6	0	3	40	20.0				
05	WETZELL, Yanni	2	2	57	28.5	8	18	.444	0	1	.000	3	9	.333	7	10	17	8.5	3	0	0	3	1	3	19	9.5				
11	MITCHELL, Matt	2	2	61	30.5	4	15	.267	1	5	.200	8	9	.889	2	6	8	4.0	6	0	5	4	0	1	17	8.5				
10	FEAGIN, KJ	2	2	73	36.5	5	19	.263	3	12	.250	3	3	1.000	2	8	10	5.0	4	0	2	4	0	1	16	8.0				
03	AROP, Aguek	2	0	25	12.5	6	7	.857	0	0	.000	0	0	.000	4	2	6	3.0	2	0	0	1	3	0	12	6.0				
20	SCHAKEL, Jordan	2	2	59	29.5	4	13	.308	2	6	.333	0	0	.000	3	7	10	5.0	8	1	1	0	0	4	10	5.0				
02	SEIKO, Adam	2	0	15	7.5	1	2	.500	1	2	.500	0	0	.000	0	0	0	0.0	3	0	0	0	0	1	3	1.5				
04	PULLIAM, Trey	2	0	33	16.5	1	2	.500	0	0	.000	0	0	.000	1	4	5	2.5	3	0	3	1	0	1	2	1.0				
12	NARAIN, Nolan	1	0	2	2.0	0	0	.000	0	0	.000	0	0	.000	0	0	0	0.0	0	0	0	0	0	0	0	0.0				
TEAM														0	3	3	3.0	0							0					0
SAN DIEGO STATE		2					42	115	.365	13	46	.283	22	29	.759	21	50	71	35.5	33	1	19	19	4	14	119	59.5			
OPPONENTS		2					44	103	.427	16	47	.340	21	29	.724	15	58	73	36.5	34	-	21	27	4	14	125	62.5			

SCORE BY PERIODS:	1st	2nd	Total
SAN DIEGO STATE	54	65	-119
OPPONENTS	58	67	-125

INTRODUCTION
 COACHES & STAFF
 PLAYERS
 2019-20 REVIEW
 RECORDS
 HISTORY
 UNIVERSITY
 AZTEC BASKETBALL MEDIA GUIDE

2019-20 Statistics



MOUNTAIN WEST-RECORD 12-TIME CONFERENCE CHAMPIONS

Team Statistics - Game-By-Game

Opponent	Site/Date	FG-FGA	Pct	3P-3PA	Pct	FT-FTA	Pct	Off-Def	Tot	PF	AT	TO	BS	ST	1st-2nd	Pts
at SDSU	H	28-72	.389	9-24	.375	12-26	.462	26-36	62	19	12	14	10	5	48-29	77
Texas Southern	11/5	14-62	.226	4-19	.211	10-14	.714	14-27	41	22	6	20	3	3	13-29	42
SDSU	A	27-61	.443	9-20	.450	13-18	.722	15-28	43	15	12	14	1	5	36-40	76
at Brigham Young	11/9	25-56	.446	8-24	.333	13-16	.813	4-23	27	18	16	8	1	11	29-42	71
at (rv/--) SDSU	H	35-64	.547	13-27	.481	3-7	.429	8-29	37	19	25	7	5	3	40-46	86
Grand Canyon	11/13	19-52	.365	4-18	.222	19-25	.760	9-23	32	14	8	12	0	4	24-37	61
(rv/rv) SDSU	A	28-59	.475	3-12	.250	7-11	.636	8-25	33	19	14	12	4	9	34-32	66
at San Diego	11/20	17-48	.354	3-19	.158	12-19	.632	7-22	29	19	9	19	2	4	26-23	49
at (rv/rv) SDSU	H	32-67	.478	10-30	.333	7-12	.583	7-24	31	21	26	6	2	8	38-43	81
LIU	11/22	20-46	.435	7-21	.333	17-26	.654	5-30	35	16	11	21	2	2	32-32	64
at (rv/rv) SDSU	H	20-66	.357	6-21	.286	16-17	.941	8-27	35	14	9	11	5	3	25-37	62
Tennessee State	11/25	17-48	.354	7-25	.280	8-10	.800	5-29	34	22	11	18	3	5	23-26	49
(rv/--) SDSU	N	29-52	.558	11-18	.611	14-18	.778	7-30	37	18	20	16	5	8	40-43	83
vs. (--/rv) Creighton (S-SF)	11/28	20-52	.385	4-23	.174	8-16	.500	6-15	21	18	10	15	1	8	25-27	52
(rv/--) SDSU	N	27-52	.519	11-24	.458	18-19	.947	8-21	29	20	13	15	4	6	32-51	83
vs. Iowa (S-CH)	11/29	23-57	.404	9-23	.391	18-20	.900	13-16	29	20	16	14	0	8	41-32	71
(rv/rv) SDSU	A	30-61	.492	9-26	.346	10-11	.909	12-28	40	15	15	7	1	2	38-41	79
at Colorado State	12/4	20-52	.385	4-18	.222	13-20	.650	7-20	27	16	14	8	2	4	32-25	57
at (rv/rv) SDSU	H	20-63	.317	5-16	.313	14-20	.700	18-26	44	17	8	8	5	5	30-29	59
San Jose State	12/8	21-55	.382	8-26	.308	7-11	.636	11-28	39	18	13	11	4	6	25-32	57
at (20/20) SDSU	H	33-63	.524	10-23	.435	16-22	.727	17-26	43	12	24	12	5	14	45-47	92
San Diego Christian	12/18	20-60	.333	3-20	.150	5-5	1.000	13-17	30	22	8	18	2	8	27-21	48
(20/20) SDSU	N	31-63	.492	9-22	.409	9-13	.692	12-25	37	19	18	9	3	7	29-51	80
vs. Utah #	12/21	15-48	.313	7-23	.304	15-19	.789	7-22	29	16	7	17	2	3	19-33	52
at (15/14) SDSU	H	25-60	.417	6-27	.222	17-27	.630	7-30	37	18	17	11	3	11	31-42	73
Cal Poly	12/28	18-52	.346	8-23	.348	13-22	.591	8-32	40	26	8	23	2	8	23-34	57
at (13/12) SDSU	H	22-49	.449	3-12	.250	14-17	.824	7-24	31	15	12	14	3	5	25-36	61
Fresno State	1/1	18-52	.346	4-20	.200	12-16	.750	13-21	34	15	4	18	4	5	17-35	52
(13/12) SDSU	A	27-53	.509	9-20	.450	14-17	.824	7-27	34	20	13	14	2	5	34-43	77
at (rv/rv) Utah State	1/4	23-54	.426	6-23	.261	16-24	.667	9-21	30	16	16	11	5	7	27-41	68
(7/7) SDSU	A	25-48	.521	8-23	.348	14-15	.933	4-26	30	14	13	10	0	8	32-40	72
at Wyoming	1/8	17-51	.333	5-22	.227	13-18	.722	8-19	27	14	7	11	2	4	21-31	52
at (7/7) SDSU	H	31-59	.525	9-19	.474	12-14	.857	6-23	29	20	17	9	1	8	48-35	83
Boise State	1/11	23-48	.479	6-20	.300	13-19	.684	7-22	29	18	12	18	3	1	25-40	65
(7/6) SDSU	A	24-51	.471	3-18	.167	13-14	.929	5-26	31	14	9	10	3	1	26-38	64
at Fresno State	1/14	20-55	.364	5-17	.294	10-11	.909	10-22	32	13	7	12	2	4	21-34	55
at (7/6) SDSU	H	23-60	.383	10-27	.370	12-15	.800	12-30	42	15	14	12	5	5	33-35	68
Nevada	1/18	16-57	.281	10-28	.357	11-15	.733	10-25	35	14	10	14	2	5	35-20	55
at (4/4) SDSU	H	25-46	.543	9-20	.450	13-17	.765	5-19	24	16	14	10	2	8	32-40	72
Wyoming	1/21	18-42	.429	6-20	.300	13-16	.813	8-19	27	18	11	16	1	5	19-36	55
(4/4) SDSU	A	23-55	.418	7-25	.280	18-21	.857	6-26	32	18	13	6	1	7	34-37	71
at UNLV	1/26	24-55	.436	8-26	.308	11-17	.647	8-28	36	21	10	9	1	3	28-39	67
(4/4) SDSU	A	32-55	.582	15-33	.455	6-10	.600	10-26	36	17	23	16	7	9	48-37	85
at New Mexico	1/29	22-65	.338	4-23	.174	9-13	.692	17-16	33	11	9	10	1	10	25-32	57
at (4/4) SDSU	H	25-52	.481	14-32	.438	16-19	.842	7-24	31	14	14	9	2	7	31-49	80
Utah State	2/1	25-54	.463	9-21	.429	9-10	.900	6-22	28	19	19	10	3	3	39-29	68
(4/4) SDSU	A	29-52	.558	14-27	.519	17-25	.680	5-25	30	20	14	6	1	3	41-48	89
at Air Force	2/8	26-56	.464	8-20	.400	14-21	.667	10-23	33	22	16	8	1	4	34-40	74
at (4/4) SDSU	H	29-64	.453	10-28	.357	14-17	.824	16-27	43	19	14	15	2	10	35-47	82
New Mexico	2/11	23-65	.354	6-29	.207	7-9	.778	17-20	37	16	14	18	2	8	33-26	59
(4/4) SDSU	A	30-54	.556	9-24	.375	3-4	.750	5-22	27	7	16	8	0	11	40-32	72
at Boise State	2/16	21-51	.412	10-26	.385	3-5	.600	8-19	27	11	7	15	1	6	26-29	55

INTRODUCTION

COACHES & STAFF

PLAYERS

2019-20 REVIEW

RECORDS

HISTORY

UNIVERSITY

AZTEC BASKETBALL MEDIA GUIDE

2019-20 Statistics



MOUNTAIN WEST-RECORD 12-TIME CONFERENCE CHAMPIONS

Team Statistics - Game-By-Game

Opponent	Site/Date	FG-FGA	Pct	3P-3PA	Pct	FT-FTA	Pct	Off-Def	Tot	PF	AT	TO	BS	ST	1st-2nd	Pts
at (4/4) SDSU	H	21-54	.389	8-27	.296	13-19	.684	9-30	39	19	9	12	2	6	25-38	63
UNLV	2/22	23-55	.418	7-23	.304	13-19	.684	7-29	36	23	8	11	0	8	37-29	66
at (5/5) SDSU	H	19-54	.352	11-33	.333	17-20	.850	8-26	34	14	13	12	3	8	34-32	66
Colorado State	2/25	21-53	.396	5-20	.250	13-17	.765	7-29	36	18	10	14	2	6	36-24	60
(5/5) SDSU	A	28-53	.528	10-26	.385	17-18	.944	5-24	29	17	12	13	3	5	36-47	83
at Nevada	2/29	26-53	.491	10-22	.455	14-16	.875	4-21	25	21	21	12	2	6	45-31	76
(5/5) SDSU	N - MW (QF)	26-52	.500	11-26	.423	10-12	.833	6-23	29	16	17	11	2	8	33-40	73
vs. [9] Air Force	3/5	21-47	.447	10-24	.417	8-10	.800	4-21	25	16	10	15	0	7	37-23	60
(5/5) SDSU	N - MW (SF)	27-55	.491	15-36	.417	12-14	.857	9-21	30	19	13	8	1	6	40-41	81
vs. [5] Boise State	3/6	22-56	.393	9-27	.333	15-19	.789	14-21	35	17	12	11	1	3	40-28	68
(5/5) SDSU	N - MW (CH)	21-61	.344	5-19	.263	9-10	.900	12-20	32	14	10	7	2	8	29-27	56
vs. [2] Utah State	3/7	21-48	.438	9-24	.375	8-10	.800	8-29	37	11	13	16	4	6	21-38	59

Win/Loss Margin

	1	2	3	4	5	6	7	8	9	10	12	13	14	15	16	17	18	20	22	23	25	28	31	35	44	=<3	=<5	=<10	
Win		1		1	1	1	1		3	1	1	4		1	1	4	1	1	1	1	1	1	2	1	1	1	1	3	9
Loss			2																								2		

Efficiency Ratings

The National Basketball Association uses a formula to rank the most efficient players in the league. The formula for efficiency is (PTS + REB + AST + STL + BLK) - ((FGA - FGM) + (FTA - FTM) + TO) / GP. Below are San Diego State's efficiency ratings for the 2019-20 season.

SEASON EFFICIENCY AVERAGE

Malachi Flynn	19.34
Yanni Wetzell	14.63
Matt Mitchell	13.56
Nathan Mensah	13.00
Jordan Schakel	10.28
KJ Feagin	9.22
Trey Pulliam	4.91
Aguek Arop	4.18
Adam Seiko	3.10
Joel Mensah	2.67
Nolan Narain	2.07
Keshad Johnson	1.98
Caleb Giordano	0.27
Jared Barnett	-0.20
TEAM AVERAGE	6.40

SEASON EFFICIENCY PER MINUTE

Nathan Mensah	0.640
Malachi Flynn	0.577
Yanni Wetzell	0.525
Matt Mitchell	0.525
Aguek Arop	0.424
Joel Mensah	0.424
Jordan Schakel	0.387
Keshad Johnson	0.318
KJ Feagin	0.303
Nolan Narain	0.298
Trey Pulliam	0.280
Adam Seiko	0.254
Caleb Giordano	0.120
Jared Barnett	-0.125
TEAM AVERAGE	0.448

MOUNTAIN WEST GAMES EFFICIENCY AVERAGE

Malachi Flynn	21.06
Nathan Mensah	20.00
Matt Mitchell	15.94
Yanni Wetzell	14.11
Jordan Schakel	9.94
KJ Feagin	8.94
Trey Pulliam	5.06
Aguek Arop	2.91
Adam Seiko	2.18
Nolan Narain	1.79
Joel Mensah	1.67
Keshad Johnson	1.00
Caleb Giordano	0.00
Jared Barnett	-0.25
TEAM AVERAGE	6.21

INTRODUCTION
 COACHES & STAFF
 PLAYERS
 2019-20 REVIEW
 RECORDS
 HISTORY
 UNIVERSITY
 AZTEC BASKETBALL MEDIA GUIDE

2019-20 Statistics



MOUNTAIN WEST-RECORD 12-TIME CONFERENCE CHAMPIONS

Individual Game-By-Game (Points/Rebounds/Assists)

Opponent	0 Keshad Johnson	2 Adam Seiko	3 Aguek Arop	4 Trey Pulliam	5 Yanni Wetzell	10 KJ Feagin	11 Matt Mitchell	12 Nolan Narain	13 Caleb Giordano	20 Jordan Schakel	21 Jared Barnett	22 Malachi Flynn	31 Nathan Mensah	35 Joel Mensah
TEXAS SOUTHERN	7/10/0	2/0/1	5/3/0	0/3/0	8/9/2	5/0/0	9/6/1	CD	0/0/1	15/4/2	2/0/0	15/5/5	5/11/0	4/3/0
at Brigham Young	0/0/0	CD	8/2/0	2/2/1	2/6/2	12/5/1	9/6/2	CD	CD	19/5/0	DNT	17/1/5	7/11/1	CD
GRAND CANYON	6/2/0	6/0/0	5/6/0	2/2/4	8/6/2	13/2/7	9/4/3	CD	0/0/0	5/1/0	0/0/0	14/0/9	14/9/0	4/4/0
at San Diego	0/0/0	CD	4/3/2	0/1/2	20/12/1	7/2/4	6/4/2	CD	INJ	7/1/1	CD	10/3/2	10/5/0	2/1/0
LIU	0/0/0	0/0/0	2/2/2	4/0/7	13/5/1	9/1/2	18/4/3	CD	INJ	15/4/0	0/0/0	13/4/10	0/7/1	6/2/0
TENNESSEE STATE	CD	9/1/0	2/3/0	2/2/1	10/5/0	8/2/3	9/3/1	CD	INJ	0/6/0	CD	11/1/4	6/6/0	2/0/0
vs. Creighton (S-SF)	0/3/1	3/2/0	7/5/1	0/0/3	15/6/4	3/4/5	16/4/2	CD	INJ	13/3/1	DNT	21/2/3	3/6/0	2/0/0
vs. Iowa (S-CH)	CD	2/1/1	0/0/1	2/2/2	14/3/0	10/4/5	11/3/0	CD	CD	14/6/0	DNT	28/5/4	2/2/2	0/0/0
at Colorado State	CD	8/3/1	2/0/0	3/0/2	4/4/1	6/4/2	18/8/1	CD	CD	9/4/0	DNT	23/6/7	6/7/1	0/0/0
SAN JOSE STATE	0/0/0	0/1/0	INJ	2/1/1	8/3/0	3/4/3	13/9/1	CD	CD	11/2/1	CD	9/5/1	12/12/1	1/1/0
SAN DIEGO CHRISTIAN	5/6/1	8/2/1	INJ	9/2/2	17/6/1	12/4/8	8/1/3	3/5/2	3/1/0	10/3/0	0/0/0	10/2/6	7/5/0	INJ
vs. Utah#	4/1/0	8/0/0	INJ	2/4/3	14/6/0	0/5/4	7/3/1	CD	3/0/1	8/4/1	0/0/0	16/3/8	7/3/1	4/0/0
CAL POLY	0/2/2	2/0/2	INJ	7/5/1	12/8/0	7/1/4	8/1/0	CD	0/0/0	12/7/0	1/0/1	14/5/7	4/4/0	6/3/0
FRESNO STATE*	CD	0/1/2	INJ	6/1/3	5/8/2	7/5/2	15/6/1	0/0/0	CD	4/2/1	CD	16/5/1	INJ	8/2/0
at Utah State*	CD	0/2/0	INJ	7/1/5	10/5/1	6/5/2	19/7/1	2/4/0	CD	11/2/0	DNT	19/7/1	INJ	0/0/0
at Wyoming*	5/1/0	5/0/2	INJ	1/1/2	17/4/2	7/2/1	5/8/1	2/2/0	0/0/0	11/7/1	DNT	19/3/5	INJ	INJ
BOISE STATE*	0/0/0	2/1/0	0/1/0	0/3/3	20/5/4	23/3/1	10/7/1	2/1/1	0/0/0	7/2/1	0/0/0	19/3/6	INJ	0/0/0
at Fresno State*	CD	0/0/0	4/1/1	2/3/1	17/6/2	7/5/2	10/8/0	2/0/0	CD	0/0/1	DNT	22/5/2	INJ	CD
NEVADA*	0/2/0	0/1/0	4/6/0	4/0/0	17/16/2	6/2/3	11/3/2	CD	0/0/0	12/3/0	0/0/0	14/5/7	INJ	0/0/0
WYOMING*	0/1/0	4/1/0	0/1/0	2/1/2	14/4/2	5/2/5	15/3/0	3/1/0	0/0/0	11/1/0	0/0/0	18/5/5	INJ	0/1/0
at UNLV*	0/0/0	0/3/0	INJ	18/3/1	8/8/4	2/6/3	8/1/1	3/1/0	CD	11/3/1	DNT	21/3/3	INJ	0/1/0
at New Mexico*	6/2/0	8/4/2	INJ	5/3/2	11/5/2	18/3/4	12/2/5	2/1/0	0/0/0	11/9/2	DNT	12/4/6	INJ	0/0/0
UTAH STATE*	CD	3/1/0	INJ	0/0/1	11/10/0	15/4/4	28/4/1	2/0/0	CD	6/1/0	CD	15/6/7	INJ	0/2/1
at Air Force*	0/0/0	3/1/0	0/0/0	5/2/0	6/4/0	21/2/3	16/4/3	3/4/0	CD	18/4/1	DNT	17/8/7	INJ	0/1/0
NEW MEXICO*	0/0/0	0/1/1	2/4/0	3/1/1	20/9/1	6/1/3	22/12/4	0/0/0	3/0/0	11/1/9	0/0/1	15/8/3	INJ	0/0/0
at Boise State*	CD	2/0/0	0/1/1	0/1/1	14/7/3	10/0/1	11/7/3	1/0/0	CD	12/4/1	DNT	22/6/6	INJ	CD
UNLV*	CD	0/0/0	4/2/0	0/3/1	7/4/0	5/5/1	13/4/1	0/0/0	CD	10/9/0	CD	24/9/6	INJ	CD
COLORADO STATE*	CD	ILL	4/0/0	4/3/1	6/7/0	6/4/5	15/5/2	3/2/0	CD	11/4/1	CD	17/6/4	INJ	CD
at Nevada*	CD	2/2/0	2/3/0	4/5/2	8/6/1	14/2/1	8/2/2	CD	CD	9/2/1	DNT	36/5/5	INJ	CD
vs. [9] Air Force` (MW-QF)	CD	3/1/3	4/1/0	2/2/2	16/3/0	5/4/3	10/5/1	CD	CD	17/4/0	DNT	16/7/8	INJ	CD
vs. [5] Boise State` (MW-SF)	CD	0/1/0	2/2/0	4/1/1	6/6/3	21/6/2	17/6/2	CD	CD	9/1/0	DNT	22/5/5	INJ	CD
vs. [2] Utah State` (MW-CH)	CD	3/0/0	8/4/0	2/2/2	12/13/0	11/5/1	4/4/4	CD	CD	0/1/1	DNT	16/3/2	INJ	CD

Red indicates players started. CD – Did Not Play-Coach's Decision. DND - Did Not Dress. DNT - Did Not Travel. INJ – Did Not Play-Injured. SUSP - Suspension. Caps denotes home game. S - Continental Tire Las Vegas Invitational. # Basketball Hall of Fame Classic Presented By Citi. * - Mountain West Game. ` - Mountain West Men's Basketball Championship (Thomas & Mack Center; Las Vegas, Nevada).

Starting Lineups

F	F	G/F	G	G	W-L	Record As SDSU Starter	Season	Career*
Wetzell	N. Mensah	Schakel	Flynn	Feagin	13-0	KJ Feagin	30-2	30-2
Wetzell	Mitchell	Schakel	Flynn	Feagin	16-2	Malachi Flynn	30-2	30-2
Wetzell	Mitchell	Narain	Flynn	Feagin	1-0	Nathan Mensah	13-0	26-7
						Matt Mitchell	17-2	60-24
						Nolan Narain	1-0	2-0
						Jordan Schakel	29-2	38-9
						Yanni Wetzell	30-2	30-2

* Aztec career

2019-20 Statistics



MOUNTAIN WEST-RECORD 12-TIME CONFERENCE CHAMPIONS

Individual Superlatives

Category	San Diego State	Opponent
Points Scored	36 - Malachi Flynn at Nevada (2-29-20)	29 - Bryce Hamilton, UNLV (1-26-20)
Field Goals	13 - Malachi Flynn at Nevada (2-29-20)	10 - Sam Merrill, Utah State; Bryce Hamilton, UNLV (1-26-20)
Field Goals Attempted	20 - Malachi Flynn vs. Utah State (3-7-20) & at Nevada (2-29-20)	22 - Sam Merrill, Utah State (3-7-20) & Utah State (1-4-20)
Highest FG Percentage (min. 5 made)	.875 (7-8) - Nathan Mensah vs. Grand Canyon (11-13-19)	.714 (5-7) - Lindsey Drew, Nevada (2-29-20); Connor McCaffery, Iowa (11-29-19)
Highest FG Percentage (min. 10 made)	.650 (13-20) - Malachi Flynn at Nevada (2-29-20)	.588 (10-17) - Bryce Hamilton, UNLV (1-26-20)
3-Point Field Goals Made	6 - KJ Feagin at New Mexico (1-29-20)	6 - Sam Merrill, Utah State (3-7-20)
3-Point Field Goals Attempted	13 - Malachi Flynn vs. UNLV (2-22-20)	15 - Sam Merrill, Utah State (3-7-20)
3-Point Field Goal Percentage (min. 4 made)	.800 (4-5) - Jordan Schakel vs. Texas Southern (11-5-19), vs. Iowa (11-29-19)	.625 (5-8) - Chris Joyce, Air Force (2-8-20)
3-Point Field Goal Percentage (min. 5 made)	.714 (5-7) - Feagin at AFA (2-8-20) & vs. Boise (11-11-20); Schakel at BYU (11-9-19)	.625 (5-8) - Chris Joyce, Air Force (2-8-20)
Free Throws	10 - Malachi Flynn at Utah State (1-4-20)	9 - Joe Toussaint, Iowa (11-29-19)
Free Throws Attempted	10 - Malachi Flynn at Utah State (1-4-20)	12 - Nico Carvacho, Colorado State (12-4-19)
Free Throw Percentage (min. 7 made)	1.000 (10-10) Malachi Flynn at Utah State (1-4-20)	1.000 (9-9) - Joe Toussaint, Iowa (11-29-19)
Free Throw Percentage (min. 10 made)	1.000 (10-10) Malachi Flynn at Utah State (1-4-20)	NA
Offensive Rebounds	7 - Nathan Mensah vs. San Jose State (12-8-19)	6 - RJ Williams, Boise State (3-6-20); Nico Carvacho, Colorado State (12-4-19)
Defensive Rebounds	11 - Yanni Wetzell vs. Nevada (1-18-20)	13 - Neemias Queta, Utah State (1-4-20)
Total Rebounds	16 - Yanni Wetzell vs. Nevada (1-18-20)	14 - Neemias Queta, Utah State (1-4-20)
Assists	10 - Malachi Flynn vs. LIU (11-22-19)	12 - Sam Merrill, Utah State (2-1-20)
Blocked Shots	4 - Yanni Wetzell at New Mexico (1-29-20); Nathan Mensah vs. San Jose State (12-8-19)	3 - Neemias Queta, Utah State (3-7-20)
Steals	5 - Matt Mitchell at Boise State (2-16-20); Malachi Flynn vs. Cal Poly (12-28-19)	4 - Yante Hendrix, New Mexico (2-11-20); Jared Nyivih, San Diego Christian (12-18-19)
Minutes Played	40 - Malachi Flynn at Nevada (2-29-20); at Fresno State (1-14-20)	40:00 - Sam Merrill, Utah State (3-7-20)

Team Superlatives

SDSU High	SDSU Low	Category	Opponent High	Opponent Low
92, vs. San Diego Christian (12-18-19)	56, vs. Utah State (3-7-20)	Points Scored	76 at Nevada (2-29-20)	42, vs. Texas Southern (11-5-19)
35, vs. Grand Canyon (11-13-19)	19, vs. Colorado State (2-25-20)	Field Goals	26, at Nevada (2-29-20)	14, vs. Texas Southern (11-5-19)
72, vs. Texas Southern (11-5-19)	46, vs. Wyoming (1-21-20)	Field Goals Attempted	65, vs. UNM (2-11-20); at UNM (1-29-20)	42, vs. Wyoming (1-21-20)
.582, at New Mexico (1-29-20)	.317 vs. San Jose State (12-8-19)	FG Percentage	.491, at Nevada (2-29-20)	.226, vs. Texas Southern (11-5-19)
15, vs. Boise (3-6-20); at New Mexico (1-29-20)	3, 3x, last: at Fresno State (1-14-20)	3-Point Field Goals Made	14, vs. Utah State (2-1-20)	3, at San Diego, vs. San Diego Christian
36, vs. Boise State (3-6-20)	12, vs. Fresno State (1-1-20); at San Diego (11-20-19)	3-Point Field Goals Attempted	32, vs. Utah State (2-1-20)	17, at Fresno State (1-14-20)
.611, vs. Creighton (11-29-19)	.167, at Fresno State (1-14-20)	3-Point Field Goal Percentage	.455, at Nevada (2-29-20)	.150, vs. San Diego Christian (12-18-19)
18, at UNLV (1-26-20); vs. Iowa (11-29-19)	3, at Boise State (2-16-20); vs. Grand Canyon (11-13-19)	Free Throws Made	19, vs. Grand Canyon (11-13-19)	3, at Boise State (2-16-20)
27, vs. Cal Poly (12-28-19)	4, at Boise State (2-16-20)	Free Throws Attempted	26, vs. LIU (11-22-19)	5, at Boise (2-16-20); vs. SDC (12-18-19)
.947, vs. Iowa (11-29-19)	.429, vs. Grand Canyon (11-13-19)	Free Throw Percentage	1.000, vs. San Diego Christian (12-18-19)	.500 vs. Creighton (11-29-19)
26, vs. Texas Southern (11-5-19)	4, at Wyoming (1-8-20)	Offensive Rebounds	17, vs. UNM (2-11-20); at UNM (1-29-20)	4, 3x, last: vs. Air Force (3-5-20)
36, vs. Texas Southern (11-5-19)	19, vs. Wyoming (1-21-20)	Defensive Rebounds	32, vs. Cal Poly (12-28-19)	15, vs. Creighton (11-29-19)
62, vs. Texas Southern (11-5-19)	24, vs. Wyoming (1-21-20)	Total Rebounds	41, vs. Texas Southern (11-5-19)	21, vs. Creighton (11-29-19)
21, vs. LIU (11-22-19)	7, at Boise State (2-16-20)	Fouls	26, vs. Cal Poly (12-28-19)	11, 3x; last: vs. USU (3-7-20)
1, 4x; last: vs. UNLV (2-22-20)	0, 28 times	Fouled Out	2, at Brigham Young (11-9-19)	0 - many times
26, vs. LIU (11-22-19)	8, vs. San Jose State (12-8-19)	Assists	21 at Nevada (2-29-20)	4, vs. Fresno State (1-1-20)
16, at New Mexico (1-29-20); vs. Creighton (11-29-19)	6, at AFA (2-8-20); at UNLV (1-26-20); vs. LIU (11-22-19)	Turnovers	23, vs. Cal Poly (12-28-19)	8, 3x, last: at Air Force (2-8-20)
7, at New Mexico (1-29-20)	0, at Boise State (2-16-20); at Wyoming (1-8-20)	Blocked Shots	5, at Utah State (1-4-20)	0, 4x; last: vs. Air Force (3-5-20)
14, vs. San Diego Christian (12-18-19)	1, at Fresno State (1-14-20)	Steals	11, at Brigham Young (11-9-19)	2, vs. LIU (11-22-19)
51 (2nd), vs. Utah (12-21-19); vs. Iowa (11-29-19)	25 (1st) vs. UNLV (2-22-20); (1st), vs. Tennessee St. (11-25-19)	Points/Half	45 (1st), at Nevada (2-29-20)	13 (1st), vs. Texas Southern (11-5-19)
.632 (2nd), vs. Wyoming (1-21-20)	.273 (2nd), vs. San Jose State (12-8-19)	FG Percentage/Half	.600 (1st) vs. Air Force (3-5-20)	.147 (2nd) vs. Nevada (1-18-20)
5, 3x, last: at Boise State (2-16-20)	2, 5x, last: at Nevada (2-29-20)	Double-Figure Scorers	5, vs. Boise State (3-6-20)	1, 5x, last: vs. New Mexico (2-11-20)
+21, vs. Texas Southern (11-5-19)	-5 vs. Utah State (3-7-20); vs. Boise State (3-6-20)	Rebound Margin	+5, vs. Utah State (3-7-20); vs. Boise State (3-6-20)	-21 vs. Texas Southern (11-5-19)
+35, vs. Texas Southern (11-5-19)	-12 vs. UNLV (2-22-20)	Halftime Scoring Margin	+12 vs. UNLV (2-22-20)	-35, vs. Tennessee State (11-25-19)

2019-20 Statistics



MOUNTAIN WEST-RECORD 12-TIME CONFERENCE CHAMPIONS

Game-By-Game Largest Lead/Time In Lead

Date	Opponent	SDSU Result	SDSU Big		Opp Big	Ties	LC	SDSU in		Opp in	Tied	Paint		Off TOs		2nd Ch.		Bench	
			Lead	Lead				SD	Opp			SD	Opp	SD	Opp	SD	Opp		
Nov. 5	TEXAS SOUTHERN	W	77-42	41	0	0	0	! 39:44	0:00	0:00		32	16	23	12	27	3	29	22
Nov. 9	at Brigham Young (D)	W	76-71	9	9	4	3	22:45	15:21	1:54		22	30	10	16	14	5	19	17
Nov. 13	GRAND CANYON	W	86-61	27	2	2	4	! 37:30	1:34	0:56		38	16	16	4	10	7	32	8
Nov. 20	at San Diego	W	66-49	24	0	0	0	! 38:48	0:00	0:12		40	18	22	4	10	16	12	19
Nov. 22	LIU	W	81-64	17	1	2	2	! 36:53	0:18	2:49		30	20	26	5	3	12	31	18
Nov. 25	TENNESSEE STATE	W	62-49	13	2	4	2	! 33:41	1:52	4:27		24	12	14	10	4	5	27	10
Nov. 28	vs. (-/rv) Creighton S	W	83-52	36	2	4	3	! 35:20	1:27	3:13		32	20	23	14	6	7	28	15
Nov. 29	vs. Iowa S	W	83-73	10	16	4	5	18:36	18:16	3:08		20	22	15	17	10	10	15	25
Dec. 4	at Colorado State*	W	79-57	22	2	5	5	! 34:31	1:48	3:41		34	24	9	9	12	4	31	10
Dec. 8	SAN JOSE STATE* (D)	W	59-57	13	3	0	2	36:58	1:48	1:14		22	18	10	5	27	12	16	14
Dec. 18	SAN DIEGO CHRISTIAN	W	92-48	44	2	1	1	! 37:39	1:05	1:08		46	20	29	16	14	11	36	36
Dec. 21	vs. Utah #	W	80-52	30	0	0	0	! 39:45	0:00	0:15		42	10	17	6	13	8	28	14
Dec. 28	CAL POLY (D)	W	73-57	24	1	2	2	! 36:51	0:58	1:53		34	14	24	12	13	7	24	27
Jan. 1	FRESNO STATE* (D)	W	61-52	16	5	1	2	! 31:20	6:47	1:49		32	22	11	11	3	9	14	27
Jan. 4	at (rv/rv) Utah State*	W	77-68	16	1	1	4	! 37:52	1:14	0:54		32	32	13	11	9	10	9	8
Jan. 8	at Wyoming*	W	72-52	23	1	1	2	! 37:57	1:34	0:29		34	22	16	4	7	6	13	7
Jan. 11	BOISE STATE*	W	83-65	25	0	0	0	! 39:37	0:15	0:00		42	28	16	8	5	6	4	30
Jan. 14	at Fresno State*	W	64-55	16	5	5	4	! 24:40	9:51	5:01		32	28	13	8	1	7	8	13
Jan. 18	NEVADA*	W	68-55	19	4	5	7	28:51	8:37	2:32		22	10	15	11	10	9	8	14
Jan. 21	WYOMING*	W	72-55	20	2	0	1	! 38:44	0:18	0:58		30	18	18	9	2	8	9	22
Jan. 26	at UNLV* (D)	W	71-67	10	2	4	5	28:48	2:37	8:35		30	22	8	2	3	11	21	15
Jan. 29	at New Mexico*	W	85-57	35	0	0	0	! 39:41	0:00	0:00		30	30	16	12	12	15	21	13
Feb. 1	UTAH STATE*	W	80-68	14	10	2	4	24:52	13:11	1:57		14	28	14	11	8	10	5	11
Feb. 8	at Air Force*	W	89-74	17	3	2	2	! 37:48	1:12	1:00		26	24	13	9	7	12	11	10
Feb. 11	NEW MEXICO*	W	82-59	27	5	5	7	! 26:14	9:15	4:31		34	30	15	17	14	11	8	22
Feb. 16	at Boise State* (D)	W	72-55	22	0	0	0	! 38:52	0:00	0:08		36	16	18	9	4	11	3	12
Feb. 22	UNLV* (D)	L	63-66	2	14	2	3	1:41	36:17	2:02		22	24	6	13	15	8	4	26
Feb. 25	COLORADO STATE*	W	66-60	9	7	4	8	11:30	24:56	3:36		12	24	13	13	7	8	19	16
Feb. 29	at Nevada*	W	83-76	7	13	6	13	11:18	26:21	2:21		28	22	12	19	10	8	8	18
Mar. 5	vs. [9] Air Force* (MW-QF)	W	73-60	13	8	2	6	15:43	21:03	3:14		30	12	15	11	7	2	9	8
Mar. 6	vs. [5] Boise State* (MW-SF)	W	81-68	14	16	2	3	23:25	13:55	2:40		16	18	17	6	14	14	6	21
Mar. 7	vs. [2] Utah State* (MW-CH)	L	56-59	16	5	3	6	24:27	13:04	2:29		26	18	16	8	10	10	13	10

Caps denotes home game. ! - Game in which San Diego State never trailed in the second half. D - Game what was played during the day. S - Continental Tires Las Vegas Invitational. # Basketball Hall of Fame Classic Presented By Citi. * - Mountain West Game. ` - Mountain West Men's Basketball Championship (Thomas & Mack Center; Las Vegas, Nevada).

LEADS AND DEFICITS

SDSU Biggest Halfime Lead
SDSU Biggest Halfime Lead Lost
SDSU Biggest Halfime Lead Lost in a Loss
SDSU Biggest Halfime Deficit
SDSU Biggest Halfime Deficit Overcome
SDSU Biggest Halfime Deficit Overcome for Victory
SDSU Biggest Lead
SDSU Biggest Lead Lost
SDSU Biggest Lead Lost in a Loss
SDSU Biggest Deficit
SDSU Biggest Deficit Overcome
SDSU Biggest Deficit Overcome in a Victory

SEASON

35, vs. Texas Southern (11-5-19)
8 vs. Utah State (3-7-20)
8 vs. Utah State (3-7-20)
12, vs. UNLV (2-22-20)
9, vs. Iowa (11-29-19)
9, vs. Iowa (11-29-19)
44, vs. San Diego Christian (12-18-19)
16, vs. Utah State (3-7-20)
16, vs. Utah State (3-7-20)
16, vs. Boise State (3-6-20); vs. Iowa (11-29-19)
16, vs. Boise State (3-6-20); vs. Iowa (11-29-19)
16, vs. Boise State (3-6-20); vs. Iowa (11-29-19)

MOUNTAIN WEST GAME

23, at New Mexico (1-29-20); vs. Boise State (1-11-20)
6, at UNLV (1-26-20); at Colorado State (12-4-19)
NA
12, vs. UNLV (2-22-20)
8, vs. Utah State (2-1-20)
8, vs. Utah State (2-1-20)
35, at New Mexico (1-29-20)
13, vs. San Jose State (12-8-19)
2, vs. UNLV (2-22-20)
14, vs. UNLV (2-22-20)
13, at Nevada (2-28-20)
13, at Nevada (2-28-20)

INTRODUCTION
COACHES & STAFF
PLAYERS
2019-20 REVIEW
RECORDS
HISTORY
UNIVERSITY
AZTEC BASKETBALL MEDIA GUIDE

2019-20 Statistics



MOUNTAIN WEST-RECORD 12-TIME CONFERENCE CHAMPIONS

Miscellaneous Statistics

SEASON	SDSU Team Leader -----			Games With -----					Double-Doubles	
	Points	Rebounds	Assists	10+ Pts	20+Pts	30+Pts	10+Rebs	10+Ast	Point/Reb.	Point/Ast.
Aguek Arop										
Jared Barnett										
KJ Feagin	3	1	8	12	3					
Malachi Flynn	20	4	21	31	10	1		1		1
Caleb Giordano										
Keshad Johnson		1					1			
Joel Mensah										
Nathan Mensah	1	6		4			3		1	
Matt Mitchell	4	8	2	20	2		1		1	
Nolan Narain										
Trey Pulliam			2	1						
Jordan Schakel	3	4		20						
Adam Seiko										
Yanni Wetzell	3	14	2	20	3		4		4	

CAREER	SDSU Team Leader -----			Games With -----					Double-Doubles	
	Points	Rebounds	Assists	10+ Pts	20+Pts	30+Pts	10+Rebs	10+Ast	Point/Reb.	Point/Ast.
Aguek Arop			2	2						
Jared Barnett										
KJ Feagin	3	1	8	69	21	1		1		1
Malachi Flynn	20	4	21	69	22	2		2		2
Caleb Giordano										
Keshad Johnson		1					1			
Joel Mensah										
Nathan Mensah	1	14		10			7		3	
Matt Mitchell	15	14	7	57	8	1			1	
Nolan Narain	1	1		3						
Trey Pulliam			2	1						
Jordan Schakel	5	8	2	30						
Adam Seiko				1						
Yanni Wetzell	3	14	2	29	3		7		6	

DUNKS	Season	Gm. High
Yanni Wetzell	27	3
Nathan Mensah	13	6
Joel Mensah	8	2
Matt Mitchell	6	2
Keshad Johnson	3	1
Aguek Arop	2	1
KJ Feagin	1	1
Malachi Flynn	1	1
Jordan Schakel	1	1
TOTAL	62	7

TOP SCORING PERFORMANCES
36, Malachi Flynn at Nevada* (2-28-20)
28, Matt Mitchell vs. Utah State* (2-1-20)
28, Malachi Flynn vs. Iowa (11-29-19)
24, Malachi Flynn vs. UNLV* (2-22-20)
23, KJ Feagin vs. Boise State* (1-11-20)
23, Malachi Flynn at Colorado State* (12-4-19)
22, Malachi Flynn vs. Boise State* (3-6-20)
22, Malachi Flynn at Boise State* (2-16-20)
22, Matt Mitchell vs. New Mexico* (2-11-20)
22, Malachi Flynn at Fresno State* (1-14-20)
22, Malachi Flynn at Utah State* (1-4-20)
21, KJ Feagin vs. Boise State* (3-6-20)
21, KJ Feagin at Air Force* (2-8-20)
21, Malachi Flynn at UNLV* (1-26-20)
21, Malachi Flynn vs. Creighton (11-28-19)
20, Yanni Wetzell vs. New Mexico* (2-11-20)
20, Yanni Wetzell vs. Boise State* (1-11-20)
20, Yanni Wetzell at San Diego (11-20-19)

TOP REBOUNDING PERFORMANCES
16, Yanni Wetzell vs. Nevada* (1-18-20)
13, Yanni Wetzell vs. Utah State^ (3-7-20)
12, Matt Mitchell vs. New Mexico* (2-11-20)
12, Nathan Mensah vs. San Jose State (12-8-19)
12, Yanni Wetzell at San Diego (11-20-19)
11, Nathan Mensah at Brigham Young (11-9-19)
11, Nathan Mensah vs. Texas Southern (11-5-19)
10, Keshad Johnson vs. Texas Southern (11-5-19)
10, Yanni Wetzell vs. Utah State* (2-1-20)
9, Malachi Flynn vs. UNLV* (2-22-20)
9, Jordan Schakel vs. UNLV* (2-22-20)
9, Yanni Wetzell vs. New Mexico* (2-11-20)
9, Jordan Schakel at New Mexico* (1-29-20)
9, Nathan Mensah vs. Grand Canyon (11-13-19)
9, Yanni Wetzell vs. Texas Southern (11-5-19)

TOP ASSIST PERFORMANCES
10, Malachi Flynn vs. LIU (11-22-19)
9, Malachi Flynn vs. Grand Canyon (11-13-19)
8, Malachi Flynn vs. Air Force^ (3-5-20)
8, Malachi Flynn vs. Utah (12-21-19)
8, KJ Feagin vs. San Diego Christian (12-18-19)
7, Malachi Flynn at Air Force* (2-8-20)
7, Malachi Flynn vs. Utah State* (2-1-20)
7, Malachi Flynn vs. Nevada* (1-18-20)
7, Malachi Flynn vs. Cal Poly (12-28-19)
7, Malachi Flynn at Colorado State* (12-4-19)
7, KJ Feagin vs. Grand Canyon (11-13-19)

TOP 3-POINT FG PERFORMANCES
6, KJ Feagin at New Mexico* (1-29-20)
5, KJ Feagin vs. Boise State^ (3-6-20)
5, Jordan Schakel vs. Air Force^ (3-5-20)
5, KJ Feagin at Air Force* (2-8-20)
5, KJ Feagin vs. Boise State* (1-11-20)
5, Jordan Schakel at Brigham Young (11-9-19)
4, Malachi Flynn at Nevada* (2-28-20)
4, Malachi Flynn vs. UNLV* (2-22-20)
4, Malachi Flynn at Boise State* (2-16-20)
4, Matt Mitchell vs. Utah State* (2-1-20)
4, Jordan Schakel vs. Iowa (11-29-19)
4, Jordan Schakel vs. LIU (11-22-19)
4, Jordan Schakel vs. Texas Southern (11-5-19)

TOP STEALS
5, Matt Mitchell at Boise State* (2-16-20)
5, Malachi Flynn vs. Cal Poly (12-28-19)
4, Malachi Flynn vs. New Mexico* (2-11-20)
4, Malachi Flynn vs. Wyoming* (1-21-20)
4, Matt Mitchell vs. LIU (11-22-19)

GAMES MISSED
Nathan Mensah 19
Aguek Arop 10
Caleb Giordano 2
Joel Mensah 2
Adam Seiko 1
TOTAL 34

* - conference game. ^ - conference tournament game.

2019-20 Statistics



MOUNTAIN WEST-RECORD 12-TIME CONFERENCE CHAMPIONS

Miscellaneous Statistics

San Diego State's Record When...

Category	2019-20 Season	Dutcher Era	SDSU Streak	Note
Home	14-1	41-6	Won 1	SDSU is 14-1 in its last 15 and 23-2 in its last 25 home games
Away	11-0	20-14	Won 12	SDSU is 75-43 in its last 118 road games; Aztecs are 73-34 in last 107 road games vs. non-AP top-25 teams
Neutral	5-1	12-6	Lost 1	Aztecs have won 45 of the last 68 games at neutral sites (45-23); Won three of last five meetings with AP top-25 teams
Scoring First	20-1	52-13	Won 2	SDSU is 169-47 in its last 216 games in which it has scored first. Last loss: vs. UNLV (2-22-20)
Opponent Scores First	10-1	21-13	Lost 1	SDSU is 10-1 in its last 11 and 92-39 in its last 131 games in which the opponent has scored first
Leading at Half	23-1	61-9	Lost 1	SDSU is 30-1 in its last 31 and 124-17 in its last 141 games when ahead at half; 110-6 in last 116 at home when leading at half; Last loss: vs. Utah State (3-7-20)
Trailing at Half	6-1	10-15	Won 3	SDSU is 15-26 the last 41 times trailing at the half and 41-55 since the start of '10-11
Tied at Half	1-0	1-2	Won 1	SDSU is 8-5 in last 13 games that have been tied at half
Leading with 5:00 Left	28-0	67-6	Won 29	Won 320 of last 331; 164-game winning streak snapped vs. Boise State (2-27-16); Last loss before 164-game winning streak: at Wyoming (11-9-10)
Trailing with 5:00 Left	2-2	3-19	Lost 1	SDSU is 10-62 in its last 72; Last win: vs. Colorado State (2-25-20)
Tied with 5:00 Left		3-1	Won 1	SDSU is 6-4 in last 10 outings
In Overtime			Won 3	SDSU is 21-2 in its last 23 in OT; Last loss: at Cincinnati (12-17-14); Won last seven OT home games
SDSU Outrebounds Opp.	18-1	50-9	Won 2	SDSU is 19-1 in its last 20, 81-16 in its last 97 and 191-35 in its last 226 games
SDSU is Outrebanded	9-1	19-16	Lost 1	SDSU is 9-1 in its last 10 and 59-46 in its last 105 games when outrebounded; Last win: vs. Boise State (3-7-20)
SDSU Commits Fewer TOs	24-1	52-7	Lost 1	SDSU is 24-1 in its last 25 and 97-14 in its last 111 when committing fewer turnovers. Last loss: vs. Utah State (3-7-20)
Opp. Commits Fewer TOs	6-1	17-18	Won 1	SDSU is 80-52 in its last 132 games when committing more turnovers; Last win: at Nevada (2-28-20)
SDSU More FT Attempts	17-0	48-5	Won 19	SDSU is 186-30 in its last 216 games in the category. Last loss: vs. Fresno State (3-6-19)
Opp. More FT Attempts	12-0	22-16	Won 12	SDSU is 65-47 in its last 112 games in this category. Last win: vs. Boise State (3-6-20)
SDSU Shoots Better than Opp.	26-0	63-4	Won 35	SDSU is 65-4 in last 69; 225-14 in last 239 with higher FG pct. Last loss: at Fresno State (1-22-19)
Opp. Shoots Better than SDSU	4-2	9-22	Lost 1	SDSU is 43-70 since the start of '10-11 when the opponent has a higher FG pct.; Last win: vs. Colorado State (2-25-20)
SDSU Shoots 50% or Better	13-0	30-1	Won 18	70-game win streak snapped at California (12-8-18). Won 82 straight at home when FG pct. >= 50.0 pct. (last loss: UNLV, 1-26-02)
SDSU Shoots Between 40-50%	12-0	31-13	Won 13	Since March 3, 2010, SDSU is 126-31 overall and 66-9 at home
SDSU Shoots 40% or Less	5-2	12-12	Lost 1	SDSU is 114-23 when shooting 38.9 pct. or better (since Jan. 31, 2015); SDSU is 94-9 since Feb. 22, 2012, at home when shooting at least 38.9 pct.
Opp. Shoots 50% or Better		1-10	Lost 4	Duke snapped streak of 41 straight SDSU foes to shoot less than 50 pct. in the '15 NCAA tourney
Opp. Shoots Between 40-50%	12-2	24-13	Lost 1	Suffered two losses last season. Last loss: vs. UNLV (2-22-20); Last win: vs. Air Force (3-5-20)
Opp. Shoots 40% or Less	18-0	48-3	Won 26	SDSU is 257-33 in last 290 times the opponent has shot 40 pct. or less; Last loss: at Fresno State (1-22-19)
SDSU Bench Outscores Opp.	16-1	37-9	Lost 1	SDSU is 16-1 in its last 17 and 164-33 in this category since the beginning of the 2010-11 season; Aztecs are 132-29 in last 161 games
Opp. Bench Outscores SDSU	13-1	34-16	Won 2	SDSU is 90-50 in this category since the beginning of the 2010-11 season
SDSU Scores Less Than 60	1-1	1-7	Lost 1	SDSU is 24-35 in its last 59 games when scoring less than 60 points; Last win: vs. San Jose State (12-8-19)
SDSU Scores At Least 60 & Less Than 70	6-1	17-11	Won 1	SDSU is 73-34 in its last 107 games. Last loss: vs. UNLV (2-22-20)
SDSU Scores Between 70-79	10-0	23-5	Won 10	SDSU is 25-5 in last 30, 112-13 in its last 125 when scoring 70-79. Last loss: vs. Fresno State (3-6-19); 35-3 at home in the last 38
SDSU Scores Between 80-89	12-0	21-3	Won 14	SDSU is 42-5 in its last 47 games when scoring between 80-89 points
SDSU Scores Between 90-99	1-0	10-0	Won 25	The Aztecs have won 25 straight games and are 35-2 since 1999-2000 when scoring 90+ points
SDSU Scores 100+		1-0	Won 27	The Aztecs have won 27 straight games when reaching triple digits. SDSU is 4-0 in games where it has scored 100+ points since the 1999-2000 season
Opp. Scores Less Than 60	17-1	39-1	Lost 1	SDSU is 41-1 in its last 42 games in the category and 163-14 in the last 176 games; Last loss: vs. Utah State (3-7-20)
Opp. Scores Less Than 50	4-0	7-0	Won 11	SDSU is 124-4 the last 128 home games when holding the opponent to 60 points or less
Opp. Scores Between 50-59	13-1	32-1	Lost 1	SDSU is 60-3 in last 63 in this category (losses: at Washington, 12-7-14; vs. Wyoming, 3-14-15; Little Rock, 11-21-15)
Opp. Scores Between 60-69	9-1	20-6	Won 3	SDSU is 75-28 in the category since the start of 2010-11
Opp. Scores Between 70-79	4-0	13-6	Won 4	SDSU is 29-27 in its last 56 games when allowing between 70-79 points
Opp. Scores Between 80-89		1-10	Lost 4	SDSU is 3-15 since the beginning of the 2010-11 season in this category
Opp. Scores Between 90-99		0-3	Lost 3	SDSU snapped a 24-game losing streak in the category by winning at TCU (3-3-12)
Opp. Scores 100+			Lost 9	The Aztecs are 0-3 in this category since the 1999-2000 season
Wearing Black	13-1	27-18	Won 1	SDSU is 13-1 in last 14 and 70-49 in its last 119 in the black uniforms; Last worn at home: vs. UNLV (2-22-20)
Wearing Alternate Black (Red Writing)	11-1	11-1	Won 1	Worn at San Diego, vs. Creighton, at Colorado State, at Utah State, at Wyoming, at Fresno State, at UNLV, at New Mexico, at Air Force, at Boise, vs. UNLV, at Nevada
Wearing Red	2-0	2-0	Won 3	Aztecs are 17-5 in their last 22 when wearing red since the start of 2010-11; Last worn: vs. Nevada (1-18-20)
Wearing White	14-1	41-8	Lost 1	Last worn on the road at UNLV (3-14-19); Last neutral: vs. Boise State (3-6-20); 15-game win streak snapped vs. Utah State (3-7-20)
Wearing Retro White		3-1	Won 2	Worn vs. USD and vs. No. 2/3 Kansas in 2015-16; vs. Alabama State, Wyoming, Air Force in 2016-17; vs. Georgia and California, Utah State, & Colorado State in 2017-18
Wearing Camouflage			Lost 1	SDSU lost to No. 9/9 Syracuse (11-11-12)
Wearing Pewter Gray			Won 2	Uniforms made its debut vs. USD (12-15-12); Also worn against UNLV (1-16-13), FS (2-9-13), BSU (3-13-13)
Wearing Turquoise	1-0	3-0	Won 6	Made its debut vs. CSU Bakersfield (11-20-14); Also vs. SD Christian (11-18-15), vs. Savannah St. (11-28-16), vs. McNeese (11-17-17), Jackson St. (11-27-18)
On Monday	1-0	2-1	Won 1	Aztecs are 14-3 on Monday since the beginning of 2010-11. Last loss: vs. (1/1) Duke (11-19-18)
On Tuesday	5-0	15-5	Won 5	SDSU is 47-12 in its last 59 games played on Tuesday. Last loss: at Utah State (2-26-19)
On Wednesday	7-0	14-5	Won 7	SDSU is 29-9 in last 38 and 59-17 in its last 76 games played on Wednesday
On Thursday	2-0	7-1	Won 3	Aztecs played just 31 Thursday games since the start of the 2010-11 season (27-4)
On Friday	3-0	8-0	Won 8	SDSU is 30-5 in its last 35 games played on the day
On Saturday	9-2	23-13	Lost 1	SDSU is 77-37 in its last 114 games played on Saturday. Seven-game win streak snapped vs. UNLV (2-22-20)
On Sunday	3-0	4-1	Won 4	The Aztecs have played only 25 Sunday games since the beginning of the 2010-11 campaign (17-8)
In November	8-0	18-4	Won 9	SDSU is 52-13 in November since the beginning of the 2010-11 campaign
In December	5-0	11-5	Won 5	The Aztecs are 55-14 in their last 69 games played in December. Last loss: vs. Brown (12-29-18)
In January	9-0	17-7	Won 11	SDSU is 45-14 in last 59 and 61-18 in last 79 January games
In February	6-1	18-5	Won 2	SDSU is 45-18 in its last 63 games played during the month
In March	2-1	9-5	Lost 1	The Aztecs are 55-22 in their last 77 March games

INTRODUCTION

COACHES & STAFF

PLAYERS

2019-20 REVIEW

RECORDS

HISTORY

UNIVERSITY

AZTEC BASKETBALL MEDIA GUIDE

Departed Aztecs



MOUNTAIN WEST-RECORD 12-TIME CONFERENCE CHAMPIONS



KJ Feagin

Jersey No. 10
Guard, Ht. 6-1, Wt. 190
High School: Long Beach (Calif.) Poly High
Previous School: Santa Clara
SDSU Letters (1): 2020

Finished his Aztec career ranked No. 9 in career three-point field goal percentage (38.41%), No. 25 in single-season three-point field goal percentage & No. T-11 in victories (30).

As a Fifth-Year Senior (2019-20)

MWC Rankings: 14th in assists
 An honorable mention All-Mountain West performer from both the coaches and media polls... Selected to the Mountain West All-Defensive Team... Earned inclusion on the 2020 Mountain West All-Tournament Team... A starter in all 32 games... One-of-six players to appear in all 32 games and one-of-three to start each contest... Averaged 9.1 points, 3.3 rebounds and 3.0 assists in 30.4 minutes per outing... Added 19 steals and nine blocks in 974 minutes... Rebound average and total rebounds (104) are both career-highs... Played 30+ minutes 18 times, including a season-high 38:09 versus UNLV (2/22)... Shot 38.4 percent (101-of-263) from the field and 38.4 percent (58-of-151) from beyond the three-point line... Hit 83.3 percent (30-of-36) from the line, which ranked fourth on the squad... Enjoyed 12 double-figure scoring games, including four of 20+ points, and a season-high 23 against Boise State (1/11)... Had a 1.8:1 assist-to-turnover ratio (95-to-54)... Led the team in scoring three times and rebounding once... Ranked in the top-5 on the squad in 10 categories including second in assists (95), third in three-point field goal percentage (38.4) & assist-to-turnover ratio, fourth in free throw percentage & defensive rebounds (92) and fifth in total rebounds (104), blocks, steals and total points (290)... Failed to get an assist in the season opener vs. Texas Southern (11/5), but then ripped off 31 straight games with at least one dime and had a season-high eight vs. San Jose State (12/8)... Had 13 games with multiple three pointers, including seven games with at least three treys and a season and career-high equaling six at New Mexico (1/29)... Started his 100th career collegiate game vs. Nevada (1/18)... Set and then equaled a season-best six rebounds at UNLV (1/26) and vs. Boise State (3/6) in the Mountain West Semifinal, respectively... Led the squad in assists eight times, including a season-high eight times vs. San Diego Christian (12/18)... Had six games of at least five assists and 11 games of at least four assists... Went 6-of-8 from the line vs. Utah State (2/1) both of which are season-bests...

Enjoyed a season-high two steals six times; at San Diego (11/20), vs. San Diego Christian, against Nevada, at UNLV, at Boise State (2/16) and at Nevada (2/29)... Set a career-high with two blocks vs. Colorado State (2/25).

As A Senior at Santa Clara (2018-19)

Started in both games in which he appeared before injuries ended his season... Averaged 5.0 points, 3.0 rebounds and 1.0 assist for the Broncos... Finished his Santa Clara career ranked 26th on the program's scoring list with 1,182 points, and third in both three-point field goal percentage (.398) and free throw percentage (.840).

As A Junior at Santa Clara (2017-18)

WCC Rankings: 1st in free throw percentage, 4th in minutes played, 5th in scoring average, 7th in assists/turnover ratio, 9th in assists, 10th in three-point field goals

NCAA Rankings: 34th in free throw percentage, 88th in field goal attempts, 117th in minutes, 126th in field goals made, 136th in points per game, 166th in assists per game & points, 188th in assists

A first-team All-WCC performer... Started all 31 games for Santa Clara... Averaged 17.5 points, 4.0 assists and 2.1 rebounds in 35.0 minutes per game... Finished with 125 assists, 26 steals and three blocks in 1,085 total minutes... Scored in double figures in 27-of-31 games... Shot .868 from the free throw line, the sixth-best single-season percentage in program history... 454 field goal attempts and 542 points rank sixth and 20th, respectively, on the program's single-season list... Scored 20+ points on 11 occasions... Opened the season with 21 minutes, two rebounds, a steal and four assists in 26 minutes against La Verne (11/10/17)... Grabbed a season-best four rebounds, had six assists, a steal and added 18 points versus Idaho (11/22/17)... Contributed 24 points on 9-of-16 shooting from the floor, including five threes, grabbed three boards and had two assists versus San Houston State (11/25/17)... Against Portland State (12/9/17) scored 24 points, had four assists and went to the line a season-high seven times... Totaled 24 points in back-to-back game against Valparaiso (12/18/17) and San Jose State (12/21/17)... In the San Jose State game he attempted career-highs in field goals (24) and three-pointers (17) and made six threes,

also a career-high... Scored 22 points on 7-of-14 shooting, including 3-of-6 from beyond the arc and 5-of-5 from the line, added three assist and a two steals at Loyola Marymount (1/4/18)... Went 6-of-7 from the free throw line, equaled a career-high three steals, had a block and scored 23 points at San Francisco (1/18/18)... With 18 points at Pepperdine (1/27/18) reached 1,000-career points... Had a 15-point and career-best 10-assist double double against San Francisco (2/3/18)... Scored a career-high 32 points and sank a career-best 14 shots, with four rebounds, four assists and two steals against San Diego (2/10/18)... Made 11 shots from the floor and totaled 29 points with five assists against Loyola Marymount (2/22/18).

As A Sophomore at Santa Clara (2016-17)

A second-team All-WCC selection... Appeared in 19 games with 18 starting assignments... Averaged 14.6 points, 4.4 assists and 3.8 rebounds in 34.8 minutes per game... Totaled 19 steals and three blocks in 661 minutes... His .490 three-point and .879 free throw shooting percentages are the best single-season marks in program history... Missed the first 12 games of the season due to injury... Recorded 14 double figure scoring games, including four of 20+ points... Scored 22 points, on 8-of-12 shooting, grabbed a career-high seven rebounds, had four assists and a steal against San Francisco (12/31/16)... Totaled 21 points with five assists and two steals at Loyola Marymount (1/7/17)... Dished out a season-high eight assists and added 11 points against Saint Mary's (1/28/17)... Recorded five or more assists in eight straight games (1/5/17 through 1/28/17)... Scored a season-best 26 points, on 8-of-12 shooting (.667), with three rebounds and two assists at San Francisco (2/9/17)... Sank a career-high six three-pointers and totaled 18 points against Pepperdine (2/16/17)... Against Pacific (2/23/17) shot 8-of-10 from the floor, including 6-of-7 from beyond the three-point line, and totaled 22 points with two steals, four assists and three rebounds... Scored in double figures in 14 of his last 17 games... In his final eight games, averaged 16.1 points on .549 shooting from the floor (45-of-82), including 64.8 percent on three-pointers (24-of-37).

As A Freshman at Santa Clara (2015-16)

Named to the WCC All-Freshman Team... Played in all 31 games, starting all but the season opener versus Lipscomb (11/13/15)... Averaged 11.4 points, 3.8 assists, and 2.5 rebounds in 30.9 minutes per game... Led the team in assist and was second in scoring... Ranked second in the WCC in scoring average among freshmen and 20th overall... Was 10th overall and second among freshman in the WCC in assists per game and assist-to-turnover ratio (1.7:1)... Among freshman single-season rankings at Santa Clara his 117 assists rank third, his .800 free-throw percentage is fifth, his 352 points are ninth

and 11.4 points per game ranks 10th... Scored in double figures in 16-of-31 games, including 13 of the last 18... Connected on 60-of-75 (.800) free throws including 43 of his last 49 (.878) of the season... Scored a season-high 26 points on 11-of-14 (.786) shooting from the floor, including 3-of-4 from beyond the arc, against Milwaukee (11/15/15), contributing 19 of the team's 33 second-half points... Grabbed a season-high six rebounds, dished out five assists and scored 16 points against San Jose State (12/5/15)... Assisted on a season-best nine buckets and scored 13 points against Saint Mary's (12/23/15)... Converted 13-of-14 free throws and scored 25 points against Portland (1/2/16)... Equaled his season-high with nine assists and added 11 points against San Francisco (1/21/16).

High School

Attended Long Beach (Calif.) Polytechnic... Team won the Moore League championship in each of his four years and won 60 straight league games... Won the CIF championship and was named the CIF Player of the Year in 2013-14... Averaged 16 points and 4 assists as a junior and was named first-team CIF all-state, first-team All-Moore League and team MVP... In 2014-15 earned first-team CIF all-state, Moore League MVP honors while averaging 14 points and 7 assists per game... A McDonald's All-American nominee, LB Century Club Athlete of the Year 2014 and LB Dream Team selection in 2013-14 and 2014-15.

FEAGIN CAREER STATISTICS														* - at Santa Clara					
Year	G-GS	Min-Avg.	FG-FGA	Pct.	3P-3PA	Pct.	FT-FTA	Pct.	OR	DR	Reb	Avg.	PF-D	AT	TO	BS	ST	Pts	Avg.
15-16*	31-30	958-30.9	127-288	.441	38-107	.355	60-75	.800	6	72	78	2.5	63-0	117	71	3	18	352	11.4
16-17*	19-18	661-34.8	99-214	.463	51-104	.490	29-33	.879	7	65	65	2.2	42-0	84	40	3	19	278	14.6
17-18*	31-31	1,085-35.0	201-454	.443	61-164	.372	79-91	.868	12	53	53	2.2	69-0	125	72	3	26	542	17.5
18-19*	2-2	53-26.5	4-17	.235	2-7	.286	0-1	.000	1	5	6	2.5	5-0	2	8	0	3	10	5.0
19-20	32-32	972-30.4	101-263	.384	58-151	.384	30-36	.833	12	92	104	3.3	57-0	95	54	9	19	290	9.1
TOTAL	115-113	3729-32.4	532-1236	.430	210-533	.394	198-236	.839	38	287	325	2.8	236-0	423	245	18	85	1472	12.8

INTRODUCTION

COACHES & STAFF

PLAYERS

2019-20 REVIEW

RECORDS

HISTORY


UNIVERSITY

AZTEC BASKETBALL MEDIA GUIDE

Departed Aztecs



MOUNTAIN WEST-RECORD 12-TIME CONFERENCE CHAMPIONS



Malachi Flynn

Jersey No. 22
Guard, Ht. 6-1, Wt. 185
High School: Bellarmine Prep (Tacoma, Wash.)
Previous School: Washington State
SDSU Letters (1): 2020

Finished his Aztec career ranked No. 1 on the program's career free throw percentage list (.8571) and No. 11 in three-point field goal percentage.

On the program's single-season list, he finished 2019-20 ranked No. 4 in free throw percentage (.857), No. 6 in three-point field goal attempts (204), No. 7 in scoring (564) and assists (163), No. 8 in three-point field goals (76), No. 9 in efficiency points (619) and points, rebounds & assists (870), No. 10 in efficiency average (19.34), No. 11 in victories (30), No. 13 in points, rebounds and assist average (27.19), No. 15 in field goal attempts (417), No. 18 in scoring average (17.63), No. 19 in minutes (1,072), and No. 23 in field goals (184) and free throws (120).

As a Junior (2019-20)

MWC Rankings: 1st in assists, assist-to-turnover ratio & steals, 3rd in scoring & free throw percentage, 5th in field goal percentage & three-point field goals, 8th in minutes

NCAA Rankings: 14th in assist-to-turnover ratio, 43rd in free throw percentage & assists, 48th in steals, 50th in assists per game, 76th in points, 79th in steals per game, 93rd in points per game, 94th in three-point field goal attempts, 95th in three-point field goals, 110th in field goal attempts, 115th in three-point field goals per game, 130th in field goals, 136th in free throws made, 138 in minutes, 182nd in field goal percentage, 219th in minutes, 220th in free throw attempts

For a single season, is the most decorated player in program history... Became the second Aztec to be named to the John R. Wooden Award All-American Team, joining SDSU Hall of Famer Michael Cage (1984)... Is the third Aztec to be named a consensus second-team All-American, joining Kawhi Leonard (2011) and Michael Cage (1984)... Honored as a second-team All-American by The Associated Press, United States Basketball Writers of America (US-BWA), National Association of Basketball Coaches (NABC) and The Sporting News which make up the four bodies on which consensus All-Americans are determined... Was also a second-team honoree from CBS Sports, NBC Sports and The Athletic... Had first-team All-American status bestowed on him by Sports Illustrated and STADIUM... An NABC first-team All-District 17... The Sporting News Midseason second-team All-American... Finalist for the Bob Cousy Point Guard of the Year, the Naismith National Player

of the Year and the Lute Olson National Player of the Year awards... Named the Most Valuable Player of the Continental Tires Las Vegas Invitational and Basketball Hall of Fame Classic... Mountain West Male Athlete of the Year... Mountain West Player of the Year and a first-team All-Mountain West performer in both the coaches and media polls... Mountain West Defensive Player of the Year (coaches poll)... Mountain West Newcomer of the Year (media poll)... Two-time Mountain West Player of the Week (12/2 & 3/1)... Earned inclusion on NABC Honors Court... Academic All-Mountain West... A starter in each of the team's 32 games... One of three players to start each game and one of six to appear in all 32 contests... Averaged 17.6 points, 5.1 assists and 4.5 rebounds in 33.5 minutes per game... Added 56 steals and three blocks in 1,072 total minutes on the floor... Reached double figures in 31-of-32 games and in the lone game he was in single digits, he scored nine points... Scored at least 15 points 22 times, at least 20 points nine times and at least 30 points once... Led the team in scoring 21 times, in assists 21 times and in rebounds four times... Established career-bests in nearly every statistical category... Career-highs came in points, assists, rebounds, field goals, field goal percentage, free throws, free throw percentage, steals, and blocks... Knocked down multiple three pointers in a game 28 times... Dropped in three treys 11 times and a season-high four at Boise State (2/16), vs. UNLV (2/22) and against Boise State in the semifinal of the Mountain West Tournament (3/6)... Had 19 games of at least five assists and at least one assist in every game including a season-high 10 vs. LIU (11/22)... Had a team and conference best 2.9:1 assist-to-turnover ratio (163:57)... In 15 games in which he was perfect from the free throw line (minimum two attempts), nine came with at least four attempts, including a 10-of-10 outing at Utah State (1/4)... He also had a 9-of-9 night from the line vs. Iowa in the championship of the Continental Tires Las Vegas Invitational, two 7-of-7 games and two 6-of-6 games... Recorded multiple steals in 16 games which included six games with three steals, two games with four and a season-high five against Cal Poly (12/28)... Blocks came against Texas Southern (11/5), vs. Utah in the Basketball Hall of Fame Classic (12/21) an against Utah State (2/1)... Saw at least 30 minutes of court time in 26 games with a season-high 40 minutes at Fresno State (1/14) and at Nevada (2/29)... In arguably his best night as

an Aztec, at Nevada (2/29) in the regular-season finale, he scored a career-high 36 points on 13-of-20 shooting (65.0 percent), 3-of-6 from the bonus distance (50.0 percent) and a perfect 7-of-7 from the line with five rebounds, five assists and a steal.

As a Redshirt (2018-19 Season)

Sat out the season due to NCAA Transfer Rules.

As a Sophomore at Washington State (2017-18 Season)

Pac-12 Rankings: 5th in steals, 5th in three-point field goals made, 6th in assist-to-turnover ratio, 7th in free throw percentage, 8th in assists, 11th in scoring, 13th in minutes played

NCAA Rankings: 76th in free throw percentage, 85th in three-point field goal attempts, 122nd in steals per game, 125th in assist-to-turnover ratio, 133rd in three-point field goals per game, 140th in assists per game, 143rd in total steals, 154th in total three-point field goals made, 158th in total assists, 243rd in points per game, 249th in minutes per game

Named to the Pac-12 All-Academic Second Team with a 3.27 cumulative grade-point average... Started 30-of-31 games played... Averaged a career-high 15.8 points, the second most on the team... Added a team-high 4.3 assists... Made a team-leading 77 three-pointers (seventh in WSU single-season history), the most by a Cougar since Klay Thompson set the school record with 98 in 2011... Played a team-high 33.2 minutes per game... Led the team in steals with 49 (1.9 spg)... Posted the 11th-best free throw percentage in WSU single-season history (.846)... Led the Cougars in scoring 12 times, reaching double figures in 22 games and the 20-point plateau 10 times... Had his first 20-point game of the season against Saint Mary's (11/24/17) at the Wooden Legacy with 26 points, following it up with 24 points in the championship game win over San Diego State (11/26/17)... Named Most Valuable Player of the Wooden Legacy, averaging 18.6 points and shooting 12-of-24 from three-point range in three games... Ended the season scoring in double figures in nine of the final 11 games... During that span, recorded only career double-double with 11 points and a career-high 11 assists against Arizona (1/31/18)... Had career-highs of 30 points and 11 made field goals in a win over Colorado (2/15/18)... Tallied career-highs of 42 minutes, seven free throws made and four steals in a win over Oregon (3/1/18)... Enjoyed one of the finest seasons in school history by a WSU sophomore, ranking first in three-pointers (77), three-point attempts (228), and assists (132), second in assist average (4.3), and minutes played (1,035), fourth in steals (49), sixth in points (489), seventh in scoring average (15.8) and field goals (162)... Made his mark on the WSU career record book, finishing eighth in assists average (3.6), ninth in free throw percentage (.810) and 12th in three-pointers field goals made (135).

As a Freshman at Washington State (2016-17 Season)

Pac-12 Rankings: 15th in three-point field goals
NCAA Rankings: 232nd in minutes per game

Voted to the Pac-12 All-Freshmen Honorable Mention team...Started in all 31 games, becoming only the third WSU true freshman to start every game in which they played... Averaged 9.7 points, 2.9 assists, 2.9 rebounds and 0.8 steals per game in 33.1 minutes... Logged 14 double-digit scoring efforts and led the team in scoring twice... Had breakout game at home against Utah Valley (11/30/16), finishing with a career-high 27 points on 11-for-14 shooting from the field... The 11 field goals made were a WSU freshman single-game record... Recorded a career-high nine rebounds in the season opener against Montana State (11/11/16), just one rebound away from a double-double after adding 10 points... Played a career-high 39 minutes against Oregon (1/7/17)... Tallied a career-high three steals at home against USC (2/4/17)... Had career-highs of seven assists and four three-point field goals made against Arizona State (2/18/17)... Notched a conference-high 20 points at California (1/14/17), shooting 8-for-15 from the field... WSU freshman single-season ranks: second in minutes (1,027), fourth in three-point field goals (58), sixth in assists (91), and assist average (2.9), seventh in three-point field goal percentage (.347), and ninth in points (302).

High School

Earned three varsity letters at Bellarmine Prep in Tacoma, Wash., where he compiled 1,625 career points, ranking second in school history... Finished second in Bellarmine Prep history for career steals... As a senior, he averaged 29.7 points per game, while shooting 48.0 percent from the field and 88.0 percent from the free throw line... Added 6.0 rebounds and 4.0 assists a game as a senior... His 743 points in his final year set a Bellarmine Prep single-season scoring record, breaking the mark held by current NBA player, Avery Bradley, in 2008... That season, he helped lead the Lions to a 20-6 overall mark (12-0 league), as the team fell in the 4A Regionals... In four 4A West Central District tournament games, he scored 149 points, averaging 37.0 points per game, breaking the tournament scoring record... Following his senior season, he was named the Washington state Player of the Year for all classifications by the Associated Press, as well as the AP's State 4A Player of the Year and to the AP's first team all-state... Also named the Tacoma News Tribune All-Area Player of the Year, Class 4A Narrows League MVP and Washington Interscholastic Basketball Coaches' Association 4A Player of the Year.

FLYNN CAREER STATISTICS

Year	G-GS	Min.-Avg.	FG-FGA	Pct.	3P-3PA	Pct.	FT-FTA	Pct.	OR	DR	Reb	Avg.	PF-D	AT	TO	BS	ST	Pts	Avg.
16-17*	31-31	1,027-33.1	104-263	.395	58-150	.387	36-49	.735	8	83	91	2.9	59-0	91	65	1	21	302	9.7
17-18*	31-30	1,035-33.4	162-392	.413	77-228	.338	88-104	.846	22	84	106	3.4	56-0	132	66	2	49	489	15.8
18-19	Redshirt																		
19-20	32-32	1072-33.5	184-417	.441	76-204	.373	120-140	.857	20	123	143	4.5	56-0	163	57	3	56	564	17.6
TOTAL	94-93	3134-33.3	450-1072	.420	211-582	.363	244-293	.833	50	290	340	3.6	171-0	386	188	6	126	1355	14.4

* - Washington State

INTRODUCTION

COACHES & STAFF

PLAYERS

2019-20 REVIEW

RECORDS

HISTORY

UNIVERSITY

AZTEC BASKETBALL MEDIA GUIDE

Departed Aztecs



MOUNTAIN WEST-RECORD 12-TIME CONFERENCE CHAMPIONS



Nolan Narain

Jersey No. 12

Forward, Ht. 6-10, Wt. 230

High School: La Lumiere School (La Porte, Ind.)

SDSU Letters (4): 2017, '18, '19, '20

As a Senior (2019-20 Season)

Appeared in 15 games with one start, on senior night vs. Colorado State (2/25)... Averaged 1.9 points and 1.4 rebounds in 7.0 minutes per outing... Shot 11-of-18 (61.1 percent) from the floor, which ranked third on the team, regardless of games played... Went 1-of-3 (33.3 percent) from the bonus distance and was 5-of-10 (50.0 percent) from the free throw line... Also totaled three assists, two steals and a block in 104 minutes of court time... Lone three pointer came on his only shot vs. Colorado State... Totaled a season-high two assists vs. San Diego Christian (12/18) and recorded his other against Boise State (1/11)... Steals came at UNLV (1/26) and vs. Colorado State... Got a block and saw a season-high 17 minutes of action against San Diego Christian.

As a Junior (2018-19 Season)

Appeared in 31 games, all off the bench, averaging 2.9 points and 2.2 rebounds in 12.3 minutes per game... Had 18 assists, eight blocks and eight steals in 381 total minutes... Shot .500 (38-of-76) from the floor which ranked second on the team... In 13 minutes of work, scored eight points, including 3-of-3 shooting from the floor, grabbed five rebounds and had a block and an assists against Texas Southern (11/14/18)... Totaled a season-high 11 points, which included a career-best 4-of-4 from the free throw line, against Jackson State (11/27/18)... Shared the team lead in rebounds (7), equaling his career-high, against CSU Dominguez Hills (12/12/18) where he also scored nine points, dished out two assists and blocked a shot... Played a career-high 28 minutes at Fresno State (1/22/19) hitting one of four three-pointers on the season and finished with five points, two rebounds, an assists and a steal... Scored six points, and grabbed four rebounds, with an assists while attempting a season high six shots in 16 minutes against UNLV (1/26/19)... Played 15 minutes at New Mexico (2/5/19) scoring six points and pulling down three rebounds, all off the offensive glass... Grabbed four rebounds and scored six points on 3-of-4 shooting at Colorado State (2/12/19)... At Utah State (2/2/19) scored five points and blocked a career-best two shots... Assisted on three baskets, a career-high, against San Jose State (3/2/19).

As a Sophomore (2017-18 Season)

Played in 23 games with one starting assignment... Averaged 4.7 points on 68.8-percent shooting (44-of-64) and 2.0 rebounds in 10.8 minutes... Finished the season averaging 5.4 points (17-of-27 FG), which covered his final eight games... Nearly half of his rebounds were on the offensive glass (21-of-46)... Made four three-pointers after only having one in his career entering the season... Notched a then-career-high nine points after making all four of his shots in a then-career-high 19 minutes vs. San Diego Christian (11/10/17)... Was a perfect 3-for-3 from the field en route to seven points in 11 minutes vs. Eastern Illinois (11/20/17)... Scored eight points in a career-high 24 minutes off the bench vs. Sacramento State (11/23/17)... Posted his first career double-digit scoring game with 10 points to go with a career-high seven rebounds vs. Washington State (11/26/17)... Recorded nine points and career highs in assists (2) and steals (2) in 15 minutes vs. Bradley (12/3/17)... Connected on 8-of-10 shots from the field, including his lone three-point attempt, en route to a career-best 18 points in 18 minutes vs. Wyoming (2/14/18)... At halftime, he had already tied his previous career high of 10 points in just eight minutes... His 18 points vs. Wyoming came after he scored 12 points in seven Mountain West games entering the contest vs. the Cowboys... Made his first career start at San Jose State (2/24/18) and finished with eight points, four rebounds, one blocked shot and one steal in 18 minutes.

As a Redshirt Freshman (2016-17 Season)

Played in nine games, averaging 6.1 minutes... Averaged 1.4 points and 1.0 rebounds... Was 6-of-18 from the field, including a 1-of-4 effort from three-point distance... Played turnover-free basketball in six games... Made his first field-goal attempt of his career (1-of-1) in four minutes of action vs. San Diego (11/11/16)... Played 10 minutes at No. 14/14 Gonzaga (11/14/16)... Scored four points and grabbed his first career rebound in a career-high 18 minutes vs. San Diego Christian (11/16/16)... Made his only attempt from the field to finish with two points and one rebound vs. Alabama State (12/12/16)... Scored five points, knocked down his first career three-pointer, grabbed three rebounds and had a steal in 12 minutes at Utah State (2/15/17)... Saw limited action, but collected a rebound vs. Fresno State (2/22/17).

As a Freshman (2015-16 Season)

Utilized his redshirt season.

High School

Played at La Lumiere School in La Porte, Indiana... A four-star player by Scout.com... The website ranked him the 32nd-best player in the class of 2016, the seventh-best forward, the top player in the midwest and the best among power forwards... Earned four stars from Rivals.com and was No. 63 on the Rivals 150 for the class of 2016... Picked up four stars from ESPN.com and was rated the third-best player from Canada, and the 26th-best power forward in the 2016 class... Considered a four-star player and the 88th-best prospect (No. 20 power forward) in the class of 2016 by 247Sports... Helped La Lumiere to a 20-2 record and a No. 1 ranking in the state of Indiana in 2014-15, according to MaxPreps.com, while averaging 16 points, 10 rebounds and 2 blocks... Was a four-year honor student.


NARAIN CAREER STATISTICS

Year	G-GS	Min.-Avg.	FG-FGA	Pct.	3P-3PA	Pct.	FT-FTA	Pct.	OR	DR	Reb	Avg.	PF-D	AT	TO	BS	ST	Pts	Avg.
15-16	Redshirt																		
16-17	9-0	55-6.1	6-18	.333	1-4	.250	0-0	.000	2	7	9	1.0	9-0	0	3	0	1	13	1.4
17-18	23-1	248-10.8	44-64	.688	4-11	.364	15-23	.652	21	25	46	2.0	37-0	7	18	3	5	107	4.7
18-19	31-0	371-12.4	36-73	.493	4-14	.286	9-21	.429	30	35	65	2.2	63-0	18	22	8	8	85	2.8
19-20	14-0	97-6.9	10-17	.588	0-2	.000	5-10	.500	3	16	19	1.4	18-0	3	12	1	1	25	1.8
TOTAL	77-1	781-10.1	98-175	.560	9-31	.290	29-55	.527	58	85	143	1.9	130-0	28	55	12	15	234	3.0

Departed Aztecs



MOUNTAIN WEST-RECORD 12-TIME CONFERENCE CHAMPIONS



Yanni Wetzell

Jersey No. 5
Forward, Ht. 6-10, Wt. 240
High School: Westlake High (Auckland, New Zealand)
Previous School: Vanderbilt
SDSU Letters (1): 2020

Completed Aztec career ranked No. 8 in single-season field goal percentage (59.2%) and No. T-11 in victories (30).

As a Senior (2019-20)

MWC Rankings: 6th in offensive rebounds, 8th in rebounding, 10th in blocked shots, 13th in defensive rebounds

NCAA Rankings: 177th in offensive rebounds per game, 215th in rebounds, 247th in double doubles

A second-team and third-team All-Mountain West performer in the coaches and media polls, respectively... Two-time Mountain West Player of the Week honoree (Nov. 25 & Jan. 13)... Named to the Continental Tires Las Vegas Invitational All-Tournament Team... Academic All-Mountain West... A starter in all 32 games... One-of-six players to appear in all 32 games and one-of-three to start each contest... Averaged 11.6 points, 6.5 rebounds and 1.3 assists in 27.9 minutes per game... Added 26 steals and 20 blocks in 891 minutes... Set major college career-highs in nearly every statistical category... Shot 50.0 percent or better in 24-of-32 games... His 59.2 field goal shooting percentage is the eighth best for a single-season in program history... Twice sank a career-best nine field goals; at San Diego (11/20) and vs. Boise State (1/11)... At Wyoming (1/8) was 7-of-7 and became the fourth Aztec in the Brian Dutcher/Steve Fisher era to make at least seven field goals without a miss in a game... Went 7-of-22 (31.8 percent) from three-point range, including a single-game and career-high two treys vs. Nevada (1/18)... Played at least 25 minutes in a game 25 times, more than 30 minutes nine times and a season-high 36 minutes at Fresno State (1/14)... Reached double figure scoring 20 times, including a career-high 20 points three times; at San Diego (11/20), vs. Boise State (1/11) and vs. New Mexico (2/11)... Snatched double-digit rebounds four times; 12 at San Diego, 16 vs. Nevada (1/18), 10 vs. Utah State (2/1) and 12 against Utah State (3/7) in the Mountain West championship game... In each of his four double-digit rebounding efforts he recorded a double-double with double-digit scoring... His 16 boards against Nevada were a season and career-high... Among a career-high 20 blocks, had a single-game best four at New Mexico (1/29)... In six games; vs. Texas Southern (11/5), at San Diego, vs. San Diego Christian (12/18), vs. Cal Poly (12/28), and twice vs. Utah State (2/1 & 3/7) nabbed a season-high two steals... Dished out a season and career-high four assists vs. Creigh-

ton (11/28), vs. Boise State (1/11) and at UNLV (1/26).

As a Junior at Vanderbilt (2018-19)

Graduated with a degree in economics in Spring 2019... Earned 10 starting assignments in 32 total appearances... Averaged 5.9 points and 5.4 rebounds in 18.5 minutes per game... Contributed 21 steals, 19 blocks and 11 assists in 591 total minutes... Shot .496 (68-of-137) from the floor, including .265 (9-of-34) from beyond the three-point line and .763 (45-of-59) from the free throw line... Recorded eight double figure scoring games and three double-digit rebounding games which resulted in two double doubles... Made his major college debut against Winthrop (11/6/18)... First Division I bucket came at Southern California (1/11/18)... Scored 15 points, pulled down seven rebounds, had two assists, a block and a steal in 23 minutes against Savannah State (11/27/18)... In 21 minutes against No. 17/18 Arizona State, recorded 12 points, a season-high two blocks and five rebounds... Season-high 16 points came against UNC Asheville (12/31/18) where he also had six boards and two blocks in 23 minutes... Recorded his first double double against Auburn (2/16/19) with 10 points and 10 rebounds... Picked up a career-high four steals at Tennessee (2/19/19)... Had 10 points and eight boards at Alabama (2/23/19)... Contributed 15 points, four rebounds and a block at Texas A&M (3/2/19)... Had 11 rebounds, six points, a steal and an assists against Arkansas (3/6/19)... At LSU (3/9/19) scored 11 points, grabbed five rebounds, had an assists and a block in 28 minutes... Finished the season with 10 points, 10 boards and two steals versus Texas A&M (3/13/19).

As a Redshirt at Vanderbilt (2017-18)

Sat out the season due to NCAA Transfer rules.

As a Sophomore at St. Mary's University (2016-17)

A second-team All-Heartland Conference performer... Started each of the team's 30 games and averaged 15.5 points and 6.8 rebounds in 31.3 minutes per game... Added 45 assists, 24 steals and 18 blocks in 939 total minutes... Scored in double figures in 24 games and had double digit rebounds eight times... Recorded six double doubles... Led the team in scoring and shot .501 (170-of-339) from the floor, .409 (18-of-44) from three-point range and went to the line 159 times making 106

for a .667 free throw percentage... Led the team in offensive (67), defensive (137) and total rebounds (204) as well as blocks, and was third in assists and steals... Scored 16 points and grabbed 10 rebounds against Eastern New Mexico (11/15/16)... Had 11 rebounds and 14 points against Angelo State (11/25/16)... Against Rogers State (12/17/16) totaled 19 points and 10 rebounds... Contributed 14 points and 10 boards versus Oklahoma Christian (1/7/17)... Recorded a career-high 29 points and grabbed 12 rebounds against Newman (1/21/17)... Led the squad with 22 points and 10 boards in a match-up with Oklahoma Christian (2/9/17)... Equaled his career-high 29 points against Newman (2/23/17).

As a Freshman at St. Mary's University (2015-16)

Named Heartland Conference Freshman of the Year... A starter in all 29 games averaging 11.7 points and 5.6 rebounds in 25.1 minutes per game... Dished out 25 assists, had 10 steals and eight blocks in 728 total minutes... Reached double digit scoring in 18 games and pulled down double digit rebounds four times... Each double-digit rebounding effort resulted in a double double... Led the team with a .530 (140-of-264) field goal percentage and was the second leading scorer... His 162 rebounds led the team and eight blocks were the third most for the squad... Scored 14 points, on 7-of-12 shooting, and grabbed 10 rebounds against Texas A&M-Kingsville (12/14/15)... Totaled 18 points and a career-high 13 boards against UA Fort Smith (1/7/16)... Scored a season-high 24 points, on 12-of-22 shooting, and pulled down eight rebounds against Oklahoma Christian (1/28/16)... Versus St. Edwards (2/11/16) scored 22 points and had 10 rebounds... Closed the season with a 23 point, 11 rebound effort against UA Fort Smith (3/4/16).

High School

Attended Westlake High School in Auckland, New Zealand... Earned the team's Most Improved Player as a senior leading them to a No. 2 national ranking... Competed for the U19 New Zealand National Team, which finished with a No. 2 ranking... Also played tennis... Did not start playing organized basketball until the age of 17.

WETZELL CAREER STATISTICS

Year	G-GS	Min.-Avg.	FG-FGA	Pct.	3P-3PA	Pct.	FT-FTA	Pct.	OR	DR	Reb	Avg.	PF-D	AT	TO	BS	ST	Pts	Avg.
18-19*	32-10	591-18.5	68-137	.496	9-34	.265	45-59	.763	40	82	122	3.8	76-3	11	47	19	21	190	5.9
19-20	32-32	893-27.9	151-255	.592	7-22	.318	61-95	.642	74	135	209	6.5	82-1	43	62	20	26	370	11.6
TOTAL	64-42	1484-23.2	219-392	.559	16-56	.286	106-154	.688	114	217	331	5.2	158-4	54	109	39	47	560	8.8

* - at Vanderbilt

INTRODUCTION

COACHES & STAFF

PLAYERS

2019-20 REVIEW

RECORDS

HISTORY

UNIVERSITY

AZTEC BASKETBALL MEDIA GUIDE

2019-20 Recaps



MOUNTAIN WEST-RECORD 12-TIME CONFERENCE CHAMPIONS



GAME 4 San Diego State 66 San Diego 49

Nov. 20, 2019 | San Diego, Calif.
Jenny Craig Pavilion | Att.: 4,524

SAN DIEGO -- San Diego State unleashed senior transfer Gianni Wetzell against the University of San Diego and the results were impressive.

The senior transfer set career-highs with 20 points and 12 rebounds for San Diego State, which beat the Toreros 66-49 Wednesday night to remain undefeated.

It was Wetzell's first double-double at SDSU and his third in Division I. He had two double-doubles last year at Vanderbilt.

"It was fun," Wetzell said. "My first few games I was just finding my rhythm and it was nice to get out there and finally put those bunnies (close-in shots) on the rim and stretch the floor a little and find my rhythm overall."

San Diego State, which improved to 4-0 for the first time since the 2014-15 season, avenged last year's 12-point home loss to the Toreros (2-4).

Wetzell's previous career-highs were 16 points against UNC Asheville on Dec. 31 and 11 rebounds against Arkansas on March 6.

The 6-foot-10 New Zealander made 9-of-11 shots as he scored from inside and outside. He showed a nice touch with everything from a hook shot, a jump hook and a three-pointer. He made two of the Aztecs' final three shots of the first half and had 13 points in the first 20 minutes to help the Aztecs to a 34-26 lead. He then opened the second half with a hook shot and a 3-pointer to extend the lead to 13 points.

"I thought Gianni would have an advantage in this game. That's the beauty of having a week off," coach Brian Dutcher said. "I thought we had an advantage inside against their power forward and Gianni proved that to be true. He played with great poise and patience and strength and had a really nice game for us, both scoring and rebounding."

He had a rough game at BYU on Nov. 9, missing several inside shots. "It was just a matter of finding my rhythm. I know that I make those shots in practice every day and I'm just happy it came today. It was just a matter of keeping my confidence high."

Malachi Flynn and Nathan Mensah had 10 apiece for SDSU.
Noel Coleman scored 10 for USD.



GAME 5 San Diego State 81 LIU 64

Nov. 22, 2019 | San Diego, Calif.
Viejas Arena | Att.: 10,243

SAN DIEGO -- San Diego State let the LIU Sharks hang around into the second half before putting them away with an impressive closing burst that kept the Aztecs undefeated.

Matt Mitchell scored 12 of his 18 points in the second half and had a hand in two sweet plays as San Diego State won 81-64 Friday night.

Jordan Schakel scored 15 and had three big 3-pointers in the second half for SDSU (5-0), while Gianni Wetzell and Malachi Flynn scored 13 apiece. Flynn had 10 assists.

The Aztecs outscored LIU 18-10 in the final six minutes, with Mitchell, Flynn and Schakel leading the way.

SDSU's closing run started when Mitchell stole the ball and passed to Flynn, who found Wetzell for a reverse layup for a 65-54 lead.

Mitchell hit three shots down the stretch, Flynn had consecutive 3-pointers and Schakel hit the last of his three 3-pointers in the half and fourth overall.

Earlier in the second half, Flynn flashed through the key, took a pass from Mitchell on the baseline and dished to Wetzell for a slam dunk and a 54-44 lead.

It was the second game in double digits for Wetzell, a senior transfer from Vanderbilt. The big New Zealander was coming off career-highs of 20 points and 12 rebounds in a 66-49 win against San Diego on Wednesday night.

Dutcher said it "was a challenge today obviously" facing LIU's zone. "This is the first zone that we've seen all year and we saw 40 minutes of it. We did some good things against it."

The Aztecs got three straight 3-point shots during an 11-0 run in the first half that gave them control. KJ Feagin, Schakel and Mitchell each connected from behind the arc and Aguek Arop then hit a long jumper for a 17-7 lead. SDSU's biggest lead was 28-15 after Joel Mensah hit a jumper with 8:53 before halftime.

SDSU led 38-32 at halftime.
Jashaun Agosto and Raiquan Clark each scored 10 points for LIU of the Northeast Conference.



GAME 6 San Diego State 62 Tennessee State 49

Nov. 25, 2019 | San Diego, Calif.
Viejas Arena | Att.: 10,430

SAN DIEGO -- San Diego State rallied just in time to improve to 6-0 for the first time since Kawhi Leonard led the Aztecs to the best season in school history eight years ago.

Malachi Flynn scored 11 points and Gianni Wetzell added 10 for the streaky Aztecs, who beat Tennessee State 62-49 Monday night.

SDSU shot poorly all night, finishing at 35.7%, but righted itself midway through the second half.

SDSU is 6-0 for the first time since 2010-11, when Leonard led them to a 20-0 start and the school's first Sweet 16 berth. The Aztecs finished 34-3 after a loss to eventual national champion UConn.

Flynn hit a big 3-pointer in the closing minute to reach double digits. Wetzell scored in double digits in three straight games for the first time in his career. He hit two more of his sweet post-up hook shots, the first one to open scoring and the second one early in the second half.

Matt Mitchell and Trey Pulliam keyed a 9-0 run midway through the second half to give the Aztecs the lead for good.

With the score tied at 31, Mitchell made a three throw and a three-point play, and Pulliam hit a runner in the key and converted a three-point play as the Aztecs surged to a 40-31 lead.

The Tigers rattled off consecutive baskets by Michael Littlejohn, Shakem Johnson and Mark Freeman to pull within four.

San Diego State then got hot again, with Flynn and Adam Seiko hitting 3-point shots and Wetzell making a fast-break layup to push the lead to 48-37.

Mitchell and Adam Seiko had nine points apiece. Seiko hit three 3-pointers and Littlejohn scored 21 for Tennessee State (3-3).

The Tigers outscored SDSU 13-4 in the final nine minutes of the first half. SDSU led 21-10 after Nathan Mensah's layup and then went the rest of the half without making a field goal.

The Tigers pulled back into it and took a 22-21 lead on Mark Freeman's 3-pointer with 3:45 left. Ben Kone hit the first of two free throws before the Aztecs closed the half with two free throws by Wetzell and KJ Feagin to take a 25-23 lead.

This was an unbracketed game in the Las Vegas Invitational.

San Diego State	FG	3FG	FT	R	F	TP	A	TO	S	B	MP
Wetzell *	9-11	1-1	1-2	12	3	20	1	3	2	0	27
Mensah, N. *	5-9	0-0	0-0	5	3	10	0	1	0	2	23
Feagin *	2-10	1-6	2-2	2	2	7	4	2	2	0	32
Schakel *	2-5	1-2	2-2	1	4	7	1	1	1	1	25
Flynn *	4-11	0-2	2-4	3	1	10	2	1	1	0	32
Arop	2-2	0-0	0-0	3	2	4	2	1	1	0	14
Mitchell	3-6	0-1	0-0	4	2	6	2	1	1	0	20
Pulliam	0-3	0-0	0-0	1	1	0	2	1	1	0	19
Johnson	0-0	0-0	0-0	0	1	0	0	0	0	0	6
Mensah, J.	1-2	0-0	0-1	1	0	2	0	0	0	1	3
Team											
Totals	28-59	3-12	7-11	33	19	66	14	12	9	4	200

Halftime: San Diego State 34, San Diego 26. **FG%:** San Diego State 47.5, San Diego 35.4. **3FG%:** San Diego State 25.0, San Diego 15.8. **FT%:** San Diego State 63.3, San Diego 63.2. **Officials:** Randy McCall, Mike Scyphers, David Hall. **Technical:** none.

LIU	FG	3FG	FT	R	F	TP	A	TO	S	B	MP
Flowers *	5-13	3-8	2-2	3	3	15	2	1	0	0	35
Colton *	2-4	1-3	3-4	5	2	8	4	6	0	0	25
Batts *	1-3	1-2	0-0	4	6	3	0	2	0	0	21
Agosto *	4-7	0-0	2-4	2	3	10	2	2	0	0	35
Clark *	3-7	0-0	4-5	10	1	10	0	8	1	1	37
Jackson Jr.	3-5	1-2	2-2	1	0	9	3	2	0	0	15
Ndim	0-0	0-0	0-4	1	1	0	0	0	1	0	12
Bradley	2-7	1-6	4-5	1	1	9	0	0	0	1	20
Team											
Totals	20-46	7-21	17-26	35	16	64	11	21	2	2	200

Halftime: San Diego State 38, LIU 32. **FG%:** San Diego State 47.8, LIU 43.5. **3FG%:** San Diego State 33.3, LIU 33.3. **FT%:** LIU 65.4, San Diego State 58.3. **Officials:** Tommy Nunez, D.G. Nelson, Kirby Sitton. **Technical:** none.

Tennessee State	FG	3FG	FT	R	F	TP	A	TO	S	B	MP
Johnson *	4-4	0-0	0-0	2	5	8	0	2	1	1	20
Washington *	2-5	1-4	2-2	6	2	7	1	1	1	1	28
Littlejohn *	8-16	5-10	0-0	1	21	1	3	2	0	0	34
Marshall Jr. *	0-5	0-2	1-2	4	1	1	4	0	0	0	32
Harris *	0-7	0-3	2-2	6	4	2	2	2	0	1	29
Kone	1-3	0-1	3-4	5	1	5	1	2	0	0	16
Egbata	0-0	0-0	0-0	1	2	0	0	0	0	0	7
Brown	0-0	0-0	0-0	0	1	0	0	2	0	0	4
Moody	0-1	0-1	0-0	1	0	1	0	0	0	0	6
Freeman	2-7	1-4	0-0	2	4	5	4	1	1	0	25
Team											
Totals	17-48	7-25	8-10	34	22	49	11	18	5	3	200

Halftime: San Diego State 25, Tennessee State 23. **FG%:** San Diego State 35.7, Tennessee State 35.4. **3FG%:** San Diego State 28.6, Tennessee State 28.0. **FT%:** San Diego State 94.1, Tennessee State 80.0. **Officials:** Gregory Nixon, Kelly Pfeifer, Kevin Brill. **Technical:** Wesley Harris (Tennessee State).

INTRODUCTION

COACHES & STAFF

PLAYERS

2019-20 REVIEW

RECORDS

HISTORY

UNIVERSITY

AZTEC BASKETBALL MEDIA GUIDE

2019-20 Recaps



MOUNTAIN WEST-RECORD 12-TIME CONFERENCE CHAMPIONS

GAME 31

No. 5 San Diego State 81
Boise State 68

March 6, 2020 | Las Vegas, Nev.
Thomas & Mack Center | Att.: 9,630



LAS VEGAS -- Malachi Flynn had 22 points, five rebounds and five assists, KJ Feagin added 21 points and six rebounds and No. 5 San Diego State beat Boise State 81-68 on Friday night to advance to the Mountain West Tournament championship game for the third straight year.

The top-seeded Aztecs (30-1) made 15 3-pointers and shot 49.1 percent from the field. They will face the Utah State-Wyoming winner in the championship game.

San Diego State trailed by 16 points with five minutes remaining in the first half, then outscored the Broncos 64-31 over the final 25 minutes on the way to its third double-digit victory over Boise State (20-12) this season.

Alex Hobbs led the Broncos with 21 points on 7-of-11 shooting. RJ Williams and Derrick Alston each had 12 points.

The first half featured a series of runs by both teams, with the Aztecs sinking their first three 3-point attempts to open a 9-2 lead. Boise State took control from there, scoring 26 of the next 31 points, which was part of 35-12 run that gave the Broncos a 37-21 lead with five minutes to remaining in the half.

That's when San Diego State woke up -- on both ends of the court. The Aztecs closed the half on a 19-2 tear to tie it at 40, with guard Jordan Schakel's 3-pointer in the waning seconds capping the run. San Diego State made six of its final seven shots and held the Broncos without a field goal over the final five minutes.

DIALED IN FROM LONG DISTANCE

Both teams were sensational from 3-point range in the first half, combining to go 15-for-29, with San Diego State making 10 of 20. The Aztecs were particularly streaky, as they started 4 for 5 from beyond the arc, missed their next six attempts, then drained six of their next nine.

San Diego State remained hot from 3-point land following halftime, connecting on three of their first four shots. Conversely, Boise State misfired on 10 of its 13 3-pointers in the second half.

AT HOME ON THE ROAD

San Diego State remains the nation's only unbeaten team in road or neutral-site games (16-0). Every other team has at least two such defeats.

Boise State	FG	3FG	FT	R	F	TP	A	TO	S	B	MP
Williams	* 4-7	0-0	4-7	12	2	12	0	2	0	0	32
Kigab	* 3-7	1-2	3-4	6	4	10	1	1	1	0	29
Jessup	* 3-10	2-9	2-2	5	3	10	2	3	0	0	35
Dennis	* 1-4	1-2	0-0	2	2	3	2	0	0	0	23
Alston	* 4-17	2-10	2-2	5	2	12	3	3	0	0	34
Jarch	0-0	0-0	0-0	0	0	0	0	1	0	1	5
Hobbs	7-11	3-4	4-4	1	4	21	4	0	0	0	28
Dickinson	0-0	0-0	0-0	0	0	0	0	0	2	0	11
Rice	0-0	0-0	0-0	0	0	0	0	0	0	0	2
Team				4			1				
Totals	22-56	9-27	15-19	35	17	68	12	11	3	1	200

San Diego State	FG	3FG	FT	R	F	TP	A	TO	S	B	MP
Wetzell	* 1-3	0-0	4-5	6	4	6	3	3	1	0	27
Mitchell	* 5-11	3-8	4-4	6	2	17	2	2	1	0	29
Feagin	* 8-15	5-11	0-0	6	1	21	2	0	1	0	36
Schakel	* 3-7	3-7	0-0	1	3	9	0	0	1	0	29
Flynn	* 7-13	4-8	4-4	5	4	22	5	2	0	0	35
Seiko	0-1	0-1	0-0	1	0	0	0	0	0	0	11
Pulliam	2-2	0-0	0-1	1	3	4	1	0	1	0	15
Arap	1-3	0-1	0-0	2	2	2	0	0	1	1	19
Team				2							
Totals	27-55	15-36	12-14	30	19	81	13	8	6	1	200

Halftime: San Diego State 40, Boise State 40. FG%: San Diego State 53.8, Boise State 39.3
3FG%: San Diego State 41.7, Boise State 33.3. FT%: San Diego State 85.7, Boise State 78.9. Officials: Randy McCall, Eric Curry, Kelly Pfeifer. Technicals: Flynn (5:11, 2nd).

GAME 32

Utah State 59
No. 5 San Diego State 56

March 7, 2020 | Las Vegas, Nev.
Thomas & Mack Center | Att.: 10,292



LAS VEGAS -- Sam Merrill scored 17 of his 27 points in the second half, including a contested 3-pointer with 2.5 seconds left to lift Utah State to a 59-56 victory over No. 5 San Diego State in the Mountain West Tournament championship on Saturday.

The Aggies (26-8) rallied from a 16-point first-half deficit to win their second straight Mountain West Tournament title and earn the conference's automatic berth to the NCAA Tournament.

San Diego State's Malachi Flynn, the Mountain West's Player of the Year, had a chance to send the game into overtime but his 3-point shot from just beyond half court rattled in and out at the buzzer. It was just the second loss of the season for the Aztecs (30-2), and the second straight year they fell to Utah State in the tournament championship game.

Neemias Queta scored 11 of his 15 points in the second half for Utah State, which trailed 27-11 in the first half and at one point went nearly 13 minutes without making a field goal.

Flynn led the Aztecs with 16 points, including 14 in the second half, while Yanni Mitchell (12 points, 13 rebounds) recorded a double-double for San Diego State.

The Aztecs went on a pair of 11-0 spurts during a 25-4 run that led to their 27-11 lead. Merrill finally snapped his team's 0-for-10 shooting drought when he made three straight baskets (including a 3-pointer) in a little over a minute to cut San Diego State's lead to 27-18.

Aztecs forward Ageuk Arap ended Utah State's 8-0 run with a layup, but Diogo Brito drained a deep 3-pointer at the buzzer as the Aggies scored 11 of the final 13 points in the half to cut their deficit to 29-21.

CHILLY BEGINNING

Perhaps it had something to do with both teams playing their third game in as many days, but neither the Aztecs nor Aggies could buy a basket in the early going. Combined, they missed 20 of their first 25 shots (including 13 of the first 15), going 1-for-12 on 3-pointers.

While San Diego State eventually heated up, the Aggies were just 3-for-18 from the field (1-for-12 from 3-point range) over the first 18 minutes.

Utah State	FG	3FG	FT	R	F	TP	A	TO	S	B	MP
Merrill	* 10-22	6-15	1-2	6	0	27	0	0	1	0	40
Queta	* 7-12	0-0	1-2	8	3	15	2	6	1	3	36
Bean	* 1-3	0-1	2-2	12	1	4	4	3	2	0	25
Brito	* 1-6	1-5	0-0	2	1	3	2	2	1	0	39
Porter	* 0-2	0-1	0-0	3	3	0	2	1	0	0	26
Anderson	2-3	2-2	2-2	3	2	8	2	1	1	1	16
Miller	0-0	0-0	2-2	0	0	1	1	2	0	0	17
Bairstow	0-0	0-0	0-0	1	0	0	0	0	0	0	1
Team				3							
Totals	21-48	9-24	8-10	37	11	59	13	16	6	4	200

San Diego State	FG	3FG	FT	R	F	TP	A	TO	S	B	MP
Wetzell	* 5-12	0-1	2-3	13	3	12	0	1	2	0	29
Mitchell	* 1-7	0-2	2-2	4	2	4	4	1	0	0	26
Feagin	* 3-11	2-6	3-3	5	1	11	1	0	0	0	35
Schakel	* 0-3	0-1	0-0	1	3	0	1	0	2	0	28
Flynn	* 6-20	2-7	2-2	3	1	16	2	3	2	0	37
Arap	4-5	0-0	0-0	4	1	8	0	1	0	2	15
Seiko	1-2	1-2	0-0	0	1	3	0	0	1	0	12
Pulliam	1-2	0-0	0-0	2	2	2	2	1	1	0	18
Team				2							
Totals	21-61	5-19	9-10	32	14	56	10	7	2	8	200

Halftime: San Diego State 29, Utah State 21. FG%: Utah State 43.8, San Diego State 34.4
3FG%: San Diego State 37.5, San Diego State 26.3 FT%: San Diego State 90.0, Utah State 80.0.
Officials: Larry Spaulding, John Higgins, David Hall. Technicals: none.

INTRODUCTION

COACHES & STAFF

PLAYERS

2019-20 REVIEW

RECORDS

HISTORY

UNIVERSITY

AZTEC BASKETBALL MEDIA GUIDE

Records



MOUNTAIN WEST-RECORD 12-TIME CONFERENCE CHAMPIONS



Inside:

Team Records	96
Team Season Records	98
Individual Game Records	100
Top Game Performances	102
Individual Season Records	104
Individual Career Records	107
Freshman Season Records	110
Mountain West Records	111
Viejas Arena Records	113

Team Records



MOUNTAIN WEST-RECORD 12-TIME CONFERENCE CHAMPIONS

Team Single-Game

Points

Most Game

140 vs. Chapman (140-37), Jan. 15, 1954

Most Division I Game

138 vs. U.S. International (138-93), Feb. 20, 1986

Most Conference Game

115 vs. San José State (115-102), Feb. 12, 1971

Most Mountain West Game

98 at TCU (98-92, ot), March 3, 2012

Most Game/Both Teams

231 vs. U.S. International (138-93), Feb. 20, 1986 and vs. UNLV (113-118), Dec. 11, 1976

Most Conference Game/Both Teams

217 vs. San José State (115-102), Feb. 12, 1971

Most Mountain West Game/Both Teams

191 at Colorado State (89-102), March 3, 2003

Fewest Points/Game

3 vs. Alumni (3-24) at Stanford, Dec. 26, 1921

Fewest Points/Division I Game

36 at Washington (36-49), Dec. 7, 2014

Fewest Points/Conference Game and Fewest Points/Mountain West Game

38 at Utah (38-86), Feb. 11, 1999

Rebounding

Most Game

75 vs. Portland State (86-53), Dec. 15, 1972

Most Mountain West Game

52 vs. UNLV (92-56), March 5, 2016

Field Goal Shooting

Most Field Goals/Game

56 Morgan State (128-68), Dec. 1, 1984 and vs. Chapman (140-37), Jan. 15, 1954

Most Field Goals/Mountain West Game

38 vs. New Mexico (97-77), Jan. 15, 2019

Most Field Goals Attempted/Game

109 vs. Brigham Young (91-123), Jan. 24, 1980

Most Field Goals Att./Mountain West Game

90 at Colorado State (82-92, 2ot), Jan. 24, 2004

Highest Field Goal Percentage/Game

74.1 percent (43-of-58) vs. UC Santa Barbara (96-70), March 2, 1978

Highest Field Goal Pct./Mountain West Game

68.2 percent (30-of-44) vs. Wyoming (79-51), Feb. 19, 2013

Free-Throw Shooting

Most Free Throws Made/Game

38 vs. Westmont (106-91), Dec. 10, 1992

Most Free Throws Made/Mountain West Game

33 vs. UNLV (91-93, ot), Feb. 12, 2005

Highest Free Throw Percentage/Game

100.0 percent (13-of-13) vs. Fresno State, Feb. 16, 1978

Highest Free Throw Pct./Mountain West Game

100.0 percent (12-of-12) at Air Force, Jan. 11, 2003

Three-Point Field Goals

Most Three-Point Field Goals/Game

17 vs. Wyoming (33 att.) (96-57), Jan. 29, 2011

Most Three-Point FGs/Mountain West Game

17 vs. Wyoming (33 att.) (96-57), Jan. 29, 2011

Highest Three-Point Field Goal Percentage/Game

76.9 percent (10-of-13) vs. Southern Miss (79-51), Nov. 20, 2005 (min: 12 att.); 81.8 pct (9-of-11) vs. UCSD, Nov. 15, 2007 (min: 11 att)

Highest Three-Point FG Pct./Mountain West Game

69.2 percent (9-of-13) vs. New Mexico (75-69), Jan. 25, 2006 (min: 12 att.)

Other Statistics

Most Assists/Game

34 vs. Portland State (110-80), Jan. 10, 1976

Most Assists/Mountain West Game

30 vs. New Mexico (97-77), Jan. 15, 2019

Most Steals/Mountain West Game

15 vs. Wyoming (81-88), Jan. 22, 2005

Most Turnovers/Game

46 at Lamar (65-90), Dec. 22, 1992

Most Turnovers/Mountain West Game

28 vs. UNLV (79-80), Jan. 26, 2002

Fewest Turnovers/Game

3 vs. Pomona-Pitzer (89-54), Dec. 31, 2009

Fewest Turnovers/Mountain West Game

4 vs. Wyoming (43-45), March 14, 2015; vs. Nevada (73-58), Feb. 8, 2014; at Colorado State (65-56), Feb. 1, 2014; vs. Fresno State (68-60), Jan. 15, 2014; vs. Utah (85-53), Feb. 8, 2011

Most Blocked Shots/Mountain West Game

11 vs. Wyoming (96-57), Jan. 29, 2011 & vs. Wyoming (85-88), Jan. 21, 2002

Team Single-Season

Wins/Losses

Most Wins/Season

34 in 2010-11 (34-3)

Most Wins/Division I Season

34 in 2010-11 (34-3)

Most Wins/Conference Season

17 in 2019-20 (17-1/MW)

Most Wins/Mountain West Season

17 in 2019-20 (17-1)

Fewest Losses/Season

2 in 2019-20 (30-2) and 1931-32 (13-2-1)

Fewest Losses/Division I Season

2 in 2019-20 (30-2)

Fewest Losses/Conference Season

0 in 1924-25 (6-0/SCJC) and 1922-23 (6-0/SCJC)

Fewest Losses/Division I Conference Season

1 in 2019-20 (17-1/MW)

Most Games Played/Season

38 in 2015-16 (28-10)

Points

Most Points Scored/Season

2,660 in 2010-11 (71.9 points per game)

Highest Scoring Average/Season

86.9 in 1970-71 (2,261 points in 26 games)

Highest Scoring Margin/Division I Season

+15.3 in 2019-20 (30-2)

Fewest Points Scored/Division I Season

1,745 in 1999-00 and 1998-99

Lowest Scoring Average/Division I Season

61.8 in 2014-15 (2,226 points in 36 games)

Lowest Scoring Margin/Division I Season

-13.1 in 1991-92 (2-26)

Rebounds

Most Rebounds/Season

1,476 in 1966-67 (50.9 per game)

Most Rebounds/Division I Season

1,475 in 2015-16 (38.8 per game)

Highest Rebound Average/Season

53.2 in 1971-72 (1,489 in 28 games)

Highest Rebound Margin/Division I Season

+6.7 in 2010-11

Lowest Rebound Margin/Division I Season

-7.6 in 1998-99

Field Goal Shooting

Most Field Goals/Season

991 in 2010-11 (34-3)

Most Field Goals Attempted/Season

2,141 in 2010-11 (34-3)

Highest Field Goal Percentage/Season

50.8 percent (919-of-1,810) in 1977-78 (19-9)

Free-Throw Shooting

Most Free Throws Made/Season

613 in 2015-16 (28-10)

Most Free Throws Made/Division I Season

613 in 2015-16 (28-10)

Most Free Throws Attempted/Division I Season

902 in 2013-14 (31-5)

Highest Free Throw Percentage/Season

77.1 percent (400-of-519) in 2019-20 (30-2)

Highest Free Throw Percentage/Division I Season

77.1 percent (400-of-519) in 2019-20 (30-2)

Three-Point Field Goal Shooting

Most Three-Point Field Goals/Season

291 in 2019-20 (30-2)

Most Three-Point Field Goal Attempts/Season

765 in 2019-20 (30-2)

Highest Three-Point FG Percentage/Season

43.7 percent (131-of-300) in 1987-88 (12-17)

Other Statistics

Most Assists/Season

602 in 1977-78 (21.5 assists per game) (19-9)

Highest Assist Average/Season

21.5 in 1977-78 (602 assists) (19-9)

Most Steals/Season

287 in 2008-09 (26-10)

Most Blocked Shots/Season

207 in 2015-16 (28-10)

Streaks and Miscellaneous

Highest Average Home Attendance

12,414 in 2014-15 (16-1); 2013-14 (15-1); 2012-13 (14-1)

Longest Winning Streak/Season

26 games in 2019-20 (30-2)

Longest Winning Streak/Division I Season

26 games in 2019-20 (30-2)

Longest Home Court Win Streak/Division I Season

16 games in 1981-82 (total streak was 17 games when including final home game of 1980-81)

Longest Home Court Win Streak/Viejas Arena

29 games from Nov. 20, 2013-Feb. 14, 2015 (broken: Feb. 28, 2015) (final 14 home games of 2013-14 and first 15 home games of 2014-15)

Team Records/Streaks



MOUNTAIN WEST-RECORD 12-TIME CONFERENCE CHAMPIONS

Largest Margin of Victory

Pl.	Opponent	Date	Score	Margin
1.	Chapman	1-15-54	140-37	103
2.	St. Katherine College	12-27-13	118-35	83
3.	Morgan State	12-1-84	128-68	60
4.	Vanguard	12-2-98	103-49	54
5.	Cal State Dominguez Hills	12-12-18	99-46	53
6.	San Diego Christian	11-20-13	93-41	52
7.	Redlands	12-30-11	94-43	51
	Cal Tech	1-21-39	65-14	51
9.	Cal State Fullerton	2-10-70	112-66	46
10.	UC San Diego	11-27-01	98-53	45
	U.S. International	2-20-86	138-93	45
	Fullerton JC	2-7-25	51-6	45

Worst Defeats

Pl.	Opponent	Date	Score	Margin
1.	at Utah	2-11-99	38-86	48
2.	at USC	11-17-98	54-101	47
	at Stanford	2-24-97	50-97	47
4.	at Alabama-Birmingham	12-23-89	46-91	45
	at Wyoming	2-7-81	57-102	45
6.	TCU	1-17-98	61-105	44
	at Utah State	12-17-62	57-101	44
	Firestones	1-6-34	22-66	44
9.	at Brigham Young	2-27-82	66-106	40
10.	at Occidental	2-1-29	15-54	39

Highest Scoring Games

Pl.	Opponent	Date	Score	Total Pts.
1.	U.S. International	2-20-86	138-93	231
	UNLV	12-11-76	113-118	231
3.	U.S. International	2-27-91	123-103	226
4.	San José State	2-12-71	115-102	217
5.	Brigham Young	1-24-80	91-123	214
6.	at New Mexico	12-20-76	104-107	211
7.	North Texas State	1-3-77	100-108	208
8.	at Cal Poly	2-20-54	110-96	206
9.	U.S. International	2-10-90	108-97	205

Lowest Scoring Games (since 1971)

Pl.	Opponent	Date	Score	Total Pts.
1.	San Diego	12-10-81	41-36	77
2.	CSU Bakersfield	11-20-14	51-27	78
3.	at Washington	12-7-14	36-49	85
4.	Fresno State	2-16-78	45-41	86
5.	Air Force	2-6-08	49-38	87
6.	vs. Wyoming	3-14-15	43-45	88
7.	Air Force	3-1-17	51-38	89
	New Mexico	1-26-13	55-34	89
	at Air Force	3-8-08	43-46	89
10.	at Arizona	12-23-82	44-46	90
	at UC Irvine	2-18-78	48-42	90

Longest Winning Streaks

Pl.	Began	Ended	Team to End Streak	Games
1.	11-5-19	2-22-20	UNLV - L, 63-66	26
2.	11-20-13	2-11-14	Wyoming - L, 62-68	20
	11-13-10	1-26-11	Brigham Young - L, 58-71	20
4.	12-9-55	1-28-56	Fresno State - L, 86-88	13
5.	12-30-15	2-10-16	Fresno State - L, 57-58	11
	11-13-12	12-25-12	Arizona - L, 67-68	11
	12-4-11	1-28-12	Colorado State - L, 60-77	11
8.	2-14-18	3-15-18	Houston - L, 65-67	9
	12-23-66	2-3-67	Nevada Southern - L, 64-68	9
10.	11-10-07	11-29-07	Western Michigan - L, 73-84	8
	1-11-06	2-11-06	Utah - L, 65-67	8
	11-29-84	12-28-84	TCU - L, 70-72	8
	2-3-68	3-8-68	UC Irvine - L, 69-78	8
	2-7-58	3-4-58	Fresno State - at-L, 73-76	8

Longest Conference Winning Streaks

Pl.	Began	Ended	Team to End Streak	Games
1.	12-4-19	2-22-20	UNLV - L, 63-66	13
2.	12-30-15	2-10-16	Fresno State - L, 57-58	11
3.	1-1-14	2-11-14	Wyoming - L, 62-68	10
4.	1-11-06	2-11-06	Utah - L, 65-67	8
	2-26-66	2-18-67	Fresno State - L, 62-76	8
6.	1-29-11	2-26-11	Brigham Young - L, 67-80	7
	2-9-78	3-3-78	Cal State Fullerton - L, 50-64	7
	2-9-68	1-9-70	Long Beach State - L, 56-60	7
9.	2-14-18	1-5-19	Boise State - L, 64-88	6
	1-23-82	2-18-82	Texas-El Paso - L, 60-62	6
	2-28-74	2-8-75	San José State - L, 73-77	6
	2-7-58	3-4-58	Fresno State - at-L, 73-76	6

Longest Home Court Winning Streaks

Pl.	Began	Ended	Team to End Streak	Games
1.	11-20-13	2-28-15	Boise State - L, 46-56	29
2.	1-29-66	1-5-68	Cal Poly Pomona - L, 72-75	22
3.	2-2-10	2-26-11	Brigham Young - L, 67-80	18
4.	3-7-81	3-6-82	Wyoming - L, 64-66	17
5.	12-3-77	12-29-78	Stanford - L, 84-85	16
	1-25-75	2-12-76	Pacific - L, 62-68	16
7.	2-24-09	1-23-10	Brigham Young - L, 69-71	*14
8.	11-5-19	2-22-20	UNLV - L, 63-66	13
	1-13-07	1-9-08	Northern Colorado - L, 56-62	13
10.	2-22-12	1-16-13	UNLV - L, 75-82	10
	12-4-11	2-15-12	New Mexico - L, 67-77	10
	11-22-08	2-14-09	Brigham Young - L, 59-69	10
	1-22-71	1-6-72	Long Beach State - L, 75-89	10
	1-10-58	12-13-58	San Diego Marines - L, 66-72	10

Longest Road/Neutral Winning Streaks

Pl.	Began	Ended	Team to End Streak	Games
1.	11-9-19	3-7-20	Utah State - L, 56-59	16
2.	11-13-10	1-26-11	Brigham Young - L, 58-71	11
3.	11-28-13	2-11-14	Wyoming - L, 62-68	10
4.	2-2-11	3-24-11	Connecticut (NCAA) - L, 67-74	9
5.	11-29-84	1-18-85	New Mexico - L, 85-94	6
	1-19-68	3-8-68	UC Irvine - L, 69-78	6
7.	2-21-18	3-15-18	Houston - L, 65-67	5
	2-21-16	3-12-16	Fresno State - L, 63-68	5
	1-2-16	2-10-16	Fresno State - L, 57-58	5
	11-17-12	12-25-12	Arizona - L, 67-68	5
	11-23-11	1-28-12	Colorado State - L, 60-77	5
	1-11-06	2-22-06	Brigham Young - L, 90-100	5

Longest Non-Conference Winning Streaks[^]

Pl.	Began	Ended	Team to End Streak	Games
1.	12-22-09	11-15-11	Baylor - L, 67-77	21
2.	11-20-13	11-26-14	Arizona - L, 59-61	15
3.	1-1-18	12-28-19	current	12
4.	11-13-12	12-25-12	Arizona - L, 67-68	11
	12-31-05	12-2-06	Western Michigan - L, 73-84	10
	1-3-84	12-28-84	TCU - L, 70-72	10
7.	2-23-71	12-17-71	Oregon State - L, 90-96	8
	2-7-67	12-18-67	Indiana State - L, 69-84	8
	2-4-66	12-17-66	Southwest Missouri State - L, 63-73	8
10.	12-4-11	11-11-12	Syracuse - L, 49-62	7
	12-16-00	11-17-01	Texas Tech - L, 71-81	7

[^] - Does not include conference tournament or postseason games.

Longest Non-Conference Home Winning Streaks

Pl.	Began	Ended	Team to End Streak	Games
1.	11-22-08	11-30-11	Creighton - L, 83-85	*27
2.	2-4-66	12-23-68	Minnesota - L, 60-73	16
3.	11-20-13	11-21-15	Little Rock - L, 43-49	15
	11-27-81	12-30-82	Villanova - L, 57-63	15
5.	12-4-11	11-14-13	Arizona - L, 60-69	14
6.	12-16-00	11-23-02	Eastern Washington - L, 70-75	13
7.	12-8-95	11-14-97	Brigham Young - L, 59-73	10
	12-3-77	12-29-78	Stanford - L, 84-85	10

* - Includes one game played at USD's Jenny Craig Pavilion, which the NCAA considers an SDSU home game.

INTRODUCTION

COACHES & STAFF

PLAYERS

2019-20 REVIEW

RECORDS

HISTORY


UNIVERSITY

AZTEC BASKETBALL MEDIA GUIDE

Individual Season Records



MOUNTAIN WEST-RECORD 12-TIME CONFERENCE CHAMPIONS



Leonard Allen



Tony Bland




Aerick Sanders



Randy Holcomb



Steve Copp



Steve Malovic

Minutes Played

since 1978-79 season			
Rk	Name (Class)	Min.	Yr.
1.	D.J. Gay (Sr.)	1,302	11
2.	Brandon Heath (Sr.)	1,217	07
3.	JJ O'Brien (Sr.)	1,183	15
4.	D.J. Gay (Sr.)	1,175	10
5.	Kawhi Leonard (So.)	1,172	11
6.	Brandon Heath (Sr.)	1,164	06
7.	Chase Tapley (Sr.)	1,157	12
8.	Devin Watson (Sr.)	1,155	19
9.	Tony Bland (Sr.)	1,140	02
10.	Malcolm Thomas (Sr.)	1,126	11
11.	Xavier Thames (Sr.)	1,126	14
12.	Richie Williams (So.)	1,123	07
13.	Jamaal Franklin (Sr.)	1,091	13
14.	Richie Williams (Sr.)	1,090	09
15.	Michael Cage (Sr.)	1,085	84
16.	Trey Kell (So.)	1,084	16
17.	Shawn Jamison (Sr.)	1,082	90
18.	Michael Cage (So.)	1,076	82
19.	Malachi Flynn (Sr.)	1,072	20
20.	Michael Cage (Sr.)	1,070	83
21.	Winston Shepard (Sr.)	1,067	16
	Randy Holcomb (Sr.)	1,067	02
23.	Kawhi Leonard (Sr.)	1,064	10
24.	Malcolm Thomas (Sr.)	1,063	10
25.	Mohamed Abukar (Sr.)	1,061	07
26.	Lorenzo Wade (Sr.)	1,059	08

Efficiency Average

since 1978-79 season			
Rk	Name (Class)	EPG	Yr.
1.	Michael Cage (Sr.)	29.29	84
2.	Michael Cage (Sr.)	25.61	83
3.	Steve Malovic (Sr.)	22.96	79
4.	Marcus Slaughter (Sr.)	21.43	06
5.	Aerick Sanders (Sr.)	21.13	04
6.	Marty Dow (Sr.)	20.31	91
7.	Kawhi Leonard (So.)	20.14	11
8.	Jamaal Franklin (Sr.)	19.97	13
9.	Michael Cage (Fr.)	19.89	81
10.	Malachi Flynn (Sr.)	19.34	20
11.	Leonard Allen (Sr.)	18.84	85
12.	Anthony Watson (Sr.)	18.82	76
13.	Kim Goetz (Sr.)	18.23	79
14.	Marcus Slaughter (So.)	18.22	05
15.	Randy Holcomb (Sr.)	17.70	02
16.	Kawhi Leonard (Fr.)	17.55	10
17.	Leon Carter (Sr.)	17.38	96
18.	Rodney Hawkins (Sr.)	17.34	88
19.	Jalen McDaniels (So.)	17.32	19
20.	Jamaal Franklin (Sr.)	17.03	12
21.	Malcolm Thomas (Sr.)	16.97	11
22.	Eddy Gordon (Fr.)	16.78	80
23.	Joe McNaull (So.)	15.93	92
24.	Michael Cage (So.)	15.86	82
25.	Jalen McDaniels (Fr.)	15.73	18
26.	Carlus Groves (Sr.)	15.68	94

PRA Average

since 1972-73 season			
Rk	Name (Class)	PRA/G	Yr.
1.	Michael Cage (Sr.)	37.50	84
2.	Michael Cage (Sr.)	33.29	83
3.	Anthony Watson (Sr.)	31.00	86
4.	Jamaal Franklin (Sr.)	29.73	13
5.	Steve Malovic (Sr.)	29.37	79
6.	Marcus Slaughter (Sr.)	29.30	06
7.	Steve Copp (Sr.)	28.69	76
8.	Chris McMurray (Sr.)	28.64	72
9.	Kawhi Leonard (So.)	28.56	11
10.	Marcus Slaughter (So.)	28.04	05
11.	Randy Holcomb (Sr.)	27.61	02
12.	Will Connelly (So.)	27.52	75
13.	Malachi Flynn (Sr.)	27.19	20
14.	Marty Dow (Sr.)	27.10	91
15.	Aerick Sanders (Sr.)	26.93	04
16.	Brandon Heath (Sr.)	26.78	07
17.	Kim Goetz (Sr.)	26.77	79
18.	Jamaal Franklin (So.)	26.75	12
19.	Will Connelly (Sr.)	26.59	76
20.	Jalen McDaniels	26.29	19
21.	Carlus Groves (Sr.)	25.95	94
22.	Brandon Heath (So.)	25.52	05
23.	Jason Richey (Sr.)	25.48	97
24.	Brandon Heath (Sr.)	25.21	06
25.	Steve Copp (Sr.)	25.11	75
26.	Steffond Johnson (Sr.)	24.76	86

Winston Shepard (Sr.)	27	16
Skylar Spencer (Sr.)	27	16

Efficiency Points

since 1978-79 season			
Rk	Name (Class)	Pts.	Yr.
1.	Michael Cage (Sr.)	820	84
2.	Kawhi Leonard (So.)	725	11
3.	Michael Cage (Sr.)	717	83
4.	Jamaal Franklin (Sr.)	659	13
5.	Marcus Slaughter (Sr.)	643	06
6.	Aerick Sanders (Sr.)	634	04
7.	Malcolm Thomas (Sr.)	628	11
8.	Steve Malovic (Sr.)	620	79
9.	Malachi Flynn (Sr.)	619	20
10.	Kawhi Leonard (Fr.)	597	10
11.	Jalen McDaniels (So.)	589	19
	Marty Dow (Sr.)	589	91
13.	Randy Holcomb (Sr.)	584	02
14.	Leonard Allen (Sr.)	584	85
15.	Xavier Thames (Sr.)	558	14
16.	Jamaal Franklin (So.)	545	12
17.	Michael Cage (Fr.)	537	81
18.	Anthony Watson (Sr.)	527	86
19.	Malcolm Thomas (Sr.)	525	10
20.	Jalen McDaniels (Fr.)	519	18
21.	Chase Tapley (Sr.)	517	12
22.	Leon Carter (Sr.)	504	96
23.	Brandon Heath (Sr.)	503	07
24.	Rodney Hawkins (Sr.)	503	98
25.	Marcus Slaughter (So.)	492	05
26.	Malik Pope (Sr.)	484	18

Pts.-Rebs.-Assists (PRA)

since 1972-73 season			
Rk	Name (Class)	PRA	Yr.
1.	Michael Cage (Sr.)	1,050	84
2.	Kawhi Leonard (So.)	1,028	11
3.	Jamaal Franklin (Sr.)	981	13
4.	Michael Cage (Sr.)	932	83
5.	Randy Holcomb (Sr.)	911	02
6.	Jalen McDaniels (So.)	894	19
7.	Brandon Heath (Sr.)	884	07
8.	Marcus Slaughter (Sr.)	879	06
9.	Malachi Flynn (Sr.)	870	20
10.	Anthony Watson (Sr.)	868	86
11.	Jamaal Franklin (So.)	856	12
12.	Xavier Thames (Sr.)	853	14
13.	Kawhi Leonard (Fr.)	834	10
14.	Brandon Heath (Sr.)	832	06
	Steve Copp (Sr.)	832	76
16.	Aerick Sanders (Sr.)	808	04
17.	Malcolm Thomas (Sr.)	807	11
18.	Steve Malovic (Sr.)	793	79
19.	Devin Watson (Sr.)	791	19
20.	Marty Dow (Sr.)	786	91
21.	Will Connelly (Sr.)	771	76
22.	Winston Shepard (Sr.)	768	16
23.	Tony Bland (Sr.)	762	02
24.	Chase Tapley (Sr.)	760	12
25.	Shawn Jamison (Sr.)	759	90

Victories

DI	Name (Class)	Wins	Yr.
1.	Brian Carlwell (Sr.)	34	11
	D.J. Gay (Sr.)	34	11
	James Rahon (So.)	34	11
	Malcolm Thomas (Sr.)	34	11
5.	Kawhi Leonard (So.)	33	11
	Billy White (Sr.)	33	11
7.	Matt Shrigley (Fr.)	31	14
	Skylar Spencer (So.)	31	14
	Xavier Thames (Sr.)	31	14
	Chase Tapley (So.)	31	11
11.	Josh Davis (Sr.)	30	14
	JJ O'Brien (So.)	30	14
	Winston Shepard (So.)	30	14
	KJ Feagin (Sr.)	30	20
	Malachi Flynn (Sr.)	30	20
	Matt Mitchell (Sr.)	30	20
	Trey Pulliam (Sr.)	30	20
	Jordan Schakel (Sr.)	30	20
	Yanni Wetzell (Sr.)	30	20
20.	Dwayne Polee II (Sr.)	29	14
	Aqeel Quinn (Sr.)	29	14
22.	Dakarai Allen (Sr.)	28	16
	Angelo Chol (Sr.)	28	16
	Zylan Cheatham (Fr.)	28	16
	Trey Kell (So.)	28	16
	Malik Pope (So.)	28	16
	Skylar Spencer (Sr.)	28	16
	Tim Shelton (Sr.)	28	11
29.	Adam Seiko	27	20
	Jeremy Hemsley (Fr.)	27	16
	Winston Shepard (Sr.)	27	16
	JJ O'Brien (Sr.)	27	16

INTRODUCTION
 COACHES & STAFF
 PLAYERS
 2019-20 REVIEW
 RECORDS
 HISTORY
 UNIVERSITY
 AZTEC BASKETBALL MEDIA GUIDE

Mountain West Records



MOUNTAIN WEST-RECORD 12-TIME CONFERENCE CHAMPIONS

Team Single-Game

Points

Most Points

- 98 at TCU (98-92, ot), March 3, 2012
- 97 vs. New Mexico (97-77), Jan. 15, 2019
- 97 vs. Colorado State (97-78), Jan. 24, 2018
- 96 vs. Wyoming (96-57), Jan. 29, 2011
- 94 vs. UNLV (94-77), Jan. 26, 2019
- 94 vs. UNLV (94-56), Feb. 17, 2018

Most Points/Both Teams

- 191 at Colorado State (89-102), March 3, 2003
- 190 at TCU (98-82, ot), March 3, 2012
- 190 at Brigham Young (90-100), Feb. 22, 2006
- 184 vs. UNLV (91-93), Feb. 12, 2005
- 181 at Colorado State (88-93), Feb. 19, 2005

Fewest Points Game

- 38 at Utah (38-86), Feb. 11, 1999
- 39 at Utah (39-58), Jan. 15, 2001
- 41 vs. Utah (41-61), Feb. 5, 2005
- 43 at Air Force (43-46), March 8, 2008
- 43 vs. Air Force (43-57), Jan. 31, 2004

Fewest Points/Both Teams

- 87 vs. Air Force (49-38), Feb. 6, 2008
- 89 vs. Air Force (51-38), March 1, 2017
- 89 vs. New Mexico (55-34), Jan. 26, 2013
- 89 at Air Force (43-46), March 8, 2008
- 94 at Wyoming (52-42), Jan. 24, 2012

Fewest Points Allowed

- 34 vs. New Mexico (55-34), Jan. 26, 2013
- 34 vs. Air Force (65-34), Feb. 7, 2009
- 38 vs. Air Force (51-38), March 1, 2017
- 38 vs. Air Force (49-38), Feb. 6, 2008
- 41 vs. Wyoming (67-41), Feb. 11, 2015
- 41 vs. Air Force (62-41), Feb. 6, 2007

Most Points Allowed

- 102 at Colorado State (89-102), March 3, 2003
- 101 at Wyoming (66-101), Feb. 3, 2001
- 100 at Brigham Young (90-100), Feb. 22, 2006
- 93 at Colorado State (88-93, ot), Feb. 19, 2005
- 93 vs. UNLV (91-93, ot), Feb. 12, 2005

Largest Margin of Victory

- 39 vs. Wyoming (96-57), Jan. 29, 2011
- 38 vs. UNLV (94-56), Feb. 17, 2018
- 36 vs. San José State (85-49), Jan. 9, 2018
- 36 vs. UNLV (92-56), March 5, 2016
- 32 at Air Force (77-45), Jan. 20, 2015
- 32 vs. Utah (85-53), Feb. 8, 2011

Largest Margin of Defeat

- 35 at Wyoming (66-101), Feb. 3, 2001
- 29 at Brigham Young (50-79), Jan. 13, 2001
- 29 at New Mexico (49-78), Feb. 26, 2000
- 28 at Nevada (81-53), March 9, 2019
- 28 vs. Colorado State (46-74), Feb. 12, 2000
- 28 at UNLV (55-83), Jan. 22, 2000

Rebounding

Game

- 52 vs. UNLV (92-56), March 5, 2016
- 50 vs. Wyoming (67-55), Dec. 30, 2015
- 50 at TCU (98-92, ot), March 3, 2012
- 50 at Air Force (70-58), Feb. 19, 2011
- 50 vs. Utah (85-53), Feb. 8, 2011
- 50 at New Mexico (81-74, ot), Feb. 20, 2007

Margin

- +24 (50-26) vs. Wyoming (67-55), Dec. 30, 2015
- +23 (50-27) at Air Force (70-58), Feb. 19, 2011
- +21 (44-23) at TCU (76-57), Jan. 18, 2006
- +20 (47-27) at Air Force (56-58), Feb. 18, 2012
- +20 (46-26) at Colorado State (83-82), Jan. 29, 2008

Field Goal Shooting

Most Field Goals

- 38 vs. New Mexico (97-77), Jan. 15, 2019
- 36 vs. UNLV (94-56), Feb. 17, 2018
- 35 vs. Colorado State (97-78), Jan. 24, 2018
- 35 vs. San José State (85-49), Jan. 9, 2018

35 vs. Wyoming (96-57), Jan. 29, 2011

Most Field Goals Attempted

- 90 at Colorado State (82-92, 2ot), Jan. 24, 2004
- 83 vs. Wyoming (85-88), Jan. 21, 2002
- 72 at UNLV (70-72), Feb. 16, 2013
- 72 at Brigham Young (90-100), Feb. 22, 2006
- 71 vs. UNLV (94-56), Feb. 17, 2018
- 71 vs. Utah (85-53), Feb. 8, 2011

Highest Field Goal Percentage

- 68.2 (30-of-44) vs. Wyoming (79-51), Feb. 19, 2013
- 63.8 (30-of-47) at Colorado State (85-81), Feb. 4, 2006
- 61.4 (27-of-44) vs. Air Force (67-53), Feb. 22, 2003
- 61.0 (25-of-41) vs. Colorado State (78-73), March 3, 2001
- 60.9 (28-of-46) at TCU (68-51), Feb. 16, 2010

Free Throw Shooting

Most Free Throws Made

- 33 vs. UNLV (91-93, ot), Feb. 12, 2005
- 31 vs. Wyoming (91-72), March 1, 2006
- 31 vs. UNLV (83-67), Jan. 14, 2006
- 28 vs. Wyoming (77-68), Jan. 31, 2017
- 28 at TCU (98-92, ot), March 3, 2012
- 28 vs. New Mexico (81-76), Jan. 21, 2009

Most Free Throws Attempted

- 46 at Air Force (61-44), Jan. 3, 2009
- 42 at Wyoming (86-73), March 1, 2003
- 41 vs. Fresno State (68-60), Jan. 15, 2014
- 40 vs. UNLV (91-93, ot), Feb. 12, 2005
- 39 vs. Wyoming (77-68), Jan. 31, 2017
- 39 vs. New Mexico (81-76), Jan. 21, 2009
- 39 vs. Wyoming (91-72), March 1, 2006

Highest Free-Throw Percentage (min. 12 FTA)

- 100.0 (12-of-12) at Air Force (63-48), Jan. 11, 2003
- 94.7 (18-of-19) vs. Colorado State (66-48), March 5, 2011
- 94.4 (17-of-18) at Nevada (83-76), Feb. 29, 2020
- 93.8 (15-of-16) vs. Brigham Young (66-69), Feb. 12, 2001
- 93.3 (14-of-15) at Wyoming (72-52), Jan. 8, 2020
- 93.3 (14-of-15) at UNLV (64-51), Jan. 17, 2017
- 92.9 (13-of-14) at Fresno State (64-55), Jan. 14, 2020

Three-Point Field Goals

Most Three-Point Field Goals

- 17 vs. Wyoming (96-57), Jan. 29, 2011
- 15 at New Mexico (85-57), Jan. 29, 2020
- 14 vs. Utah State (80-68), Feb. 1, 2020
- 14 at Air Force (89-74), Feb. 8, 2020
- 14 vs. San José State (84-65), March 2, 2019
- 13 vs. Colorado State (97-78), Jan. 24, 2018
- 13 at Nevada (69-72), Jan. 4, 2017
- 13 vs. UNLV (92-56), March 5, 2016
- 13 at Air Force (77-45), Jan. 20, 2015
- 13 vs. Colorado State (79-72, ot), Jan. 12, 2013
- 13 at New Mexico (87-77), Jan. 15, 2011
- 13 vs. UNLV (83-66), Feb. 24, 2001

Most Three-Point Field Goals Attempted

- 35 at Nevada (69-72), Jan. 4, 2017
- 35 vs. Air Force (70-61), Feb. 13, 2016
- 34 at San José State (71-59), Feb. 24, 2018
- 33 vs. San José State (84-65), March 2, 2019
- 33 vs. Wyoming (96-57), Jan. 29, 2011
- 33 at New Mexico (85-57), Jan. 29, 2020
- 33 vs. Colorado State (66-60), Feb. 25, 2020

Highest Three-Point FG Percentage

- 69.2 (9-of-13) vs. New Mexico (75-69), Jan. 25, 2006
- 62.5 (5-of-8) at Boise State (67-66), Feb. 5, 2014
- 62.5 (5-of-8) vs. New Mexico (68-62), Feb. 16, 2011
- 60.0 (9-of-15) at New Mexico (83-56), March 1, 2016
- 60.0 (9-of-15) at Fresno State (82-67), March 1, 2014
- 60.0 (9-of-15) at Colorado State (85-81), Feb. 4, 2006
- 60.0 (3-of-5) vs. Air Force (67-53), Feb. 22, 2003

Other Statistics

Most Assists

- 30 vs. New Mexico (97-77), Jan. 15, 2019

Most Turnovers

- 28 vs. UNLV (79-80), Jan. 26, 2002

Fewest Turnovers

- 4 vs. Nevada (73-58), Feb. 8, 2014; at Colorado State (65-56), Feb. 1, 2014; vs. Fresno State (68-60), Jan. 15, 2014; vs. Utah (85-53), Feb. 8, 2011

Most Blocked Shots

- 11 vs. Wyoming (96-57), Jan. 29, 2011
- 11 vs. Wyoming (85-88), Jan. 21, 2002

Most Steals

- 15 vs. Wyoming (81-88, ot), Jan. 22, 2005

Individual Single-Game

Points

- 37, Brandon Heath at UNLV, Jan. 15, 2005
- 36, Malachi Flynn at Nevada, Jan. 29, 2020
- 35, Jamaal Franklin at TCU, March 3, 2012
- 32, Brandon Heath at New Mexico, Feb. 25, 2006
- 32, Myron Epps at Wyoming, Jan. 29, 2000
- 31, Xavier Thames at Utah State, Jan. 25, 2014
- 31, Jamaal Franklin vs. Colorado State, Feb. 25, 2012
- 31, Evan Burns vs. New Mexico, Feb. 24, 2003
- 30, Jalen McDaniel vs. UNLV, Jan. 26, 2019
- 30, Jeremy Hemsley at Nevada, Jan. 4, 2017
- 30, D.J. Gay at New Mexico, Jan. 15, 2011
- 30, Kyle Spain vs. New Mexico, Jan. 21, 2009
- 30, Brandon Heath vs. Brigham Young, Feb. 24, 2007
- 30, Brandon Heath at New Mexico, Feb. 20, 2007
- 29, Brandon Heath vs. UNLV, Feb. 12, 2005
- 29, Brandon Heath vs. Wyoming, Jan. 22, 2005
- 28, Matt Mitchell vs. Utah State, Feb. 1, 2020
- 28, Xavier Thames vs. Fresno State, Jan. 15, 2014
- 28, Malcolm Thomas vs. Utah, Feb. 20, 2010
- 28, Lorenzo Wade vs. Brigham Young, Feb. 23, 2008
- 28, Brandon Heath at Colorado State, Feb. 4, 2006
- 28, Brandon Heath at Colorado State, Feb. 19, 2005
- 28, Tony Bland vs. Air Force, Feb. 22, 2003
- 27, Devin Watson at San José State, Feb. 2, 2019
- 27, Trey Kell vs. Fresno State, Jan. 19, 2016
- 27, Jamaal Franklin vs. UNLV, Jan. 16, 2013
- 27, Mohamed Abukar vs. Brigham Young, Feb. 24, 2007
- 27, Aerick Sanders vs. New Mexico, Feb. 2, 2004
- 27, Myron Epps vs. Air Force, Jan. 20, 2000
- 26, seven times

Field Goals Made

- 14, Myron Epps at Wyoming, Jan. 29, 2000
- 13, Malachi Flynn at Nevada, Feb. 29, 2020
- 12, Jeremy Hemsley at Nevada, Jan. 4, 2017
- 12, Billy White vs. Wyoming, Feb. 14, 2009
- 12, Brandon Heath vs. Brigham Young, Feb. 24, 2007
- 12, Brandon Heath vs. Wyoming, Jan. 22, 2005
- 12, Brandon Heath at UNLV, Jan. 15, 2005
- 12, Evan Burns vs. New Mexico, Feb. 24, 2003

Field Goal Attempts

- 25, Jeremy Hemsley at Nevada, Jan. 4, 2017
- 24, Brandon Heath at New Mexico, Feb. 20, 2007
- 24, Brandon Heath at Colorado State, Feb. 19, 2005
- 23, Brandon Heath vs. Wyoming, Jan. 22, 2005
- 23, Myron Epps at Wyoming, Jan. 29, 2000

Field Goal Percentage (Min. 6 FGA)

- 100.0 (12-12), Billy White vs. Wyoming, Feb. 14, 2009
- 100.0 (7-7), Yanni Wetzell at Wyoming, Jan. 8, 2020
- 100.0 (7-7), Nathan Mensah vs. New Mexico, Jan. 15, 2019
- 100.0 (6-6), Trey Pulliam at UNLV, Jan. 26, 2020
- 100.0 (6-6), Kameron Rooks vs. Nevada, March 3, 2018
- 100.0 (6-6), Garrett Green vs. Wyoming, Feb. 22, 2012
- 100.0 (6-6), Billy White vs. Colorado State, March 5, 2011
- 100.0 (6-6), Mike Mackell vs. Colorado State, Jan. 19, 2002
- 90.9 (10-11), Chris Walton vs. Colorado State, Jan. 24, 2005

INTRODUCTION

COACHES & STAFF

PLAYERS

2019-20 REVIEW

RECORDS

HISTORY

UNIVERSITY

AZTEC BASKETBALL MEDIA GUIDE

Mountain West Records



MOUNTAIN WEST-RECORD 12-TIME CONFERENCE CHAMPIONS

Free Throws Made

- 17, Brandon Heath vs. UNLV, Feb. 12, 2005
- 14, Jamaal Franklin at TCU, March 3, 2012
- 14, Jamaal Franklin vs. Colorado State, Feb. 25, 2012
- 12, Xavier Thames vs. Colorado State, Feb. 1, 2014
- 12, Lorenzo Wade vs. New Mexico, Jan. 21, 2009
- 12, Marcus Slaughter at Wyoming, Jan. 28, 2006
- 12, Marcus Slaughter vs. UNLV, Jan. 14, 2006
- 12, Matt Thomas vs. Air Force, Feb. 28, 2005
- 12, Brandon Heath at UNLV, Jan. 15, 2005

Free Throw Attempts

- 17, Jamaal Franklin at TCU, March 3, 2012
- 17, Brandon Heath vs. UNLV, Feb. 12, 2005
- 16, Marcus Slaughter at Wyoming, Jan. 28, 2006
- 15, Jamaal Franklin vs. Colorado State, Feb. 25, 2012
- 15, Lorenzo Wade vs. New Mexico, Jan. 21, 2009
- 15, Tony Bland at Colorado State, March 3, 2003

Free Throw Percentage (Min. 8 FTM)

- 100.0 (17-17), Brandon Heath vs. UNLV, Feb. 12, 2005
- 100.0 (12-12), Xavier Thames vs. Colorado State, Feb. 1, 2014
- 100.0 (12-12), Brandon Heath at UNLV, Jan. 15, 2005
- 100.0 (10-10), Malachi Flynn at Utah State, Jan. 4, 2020
- 100.0 (10-10), Jalen McDaniels at San José State, Feb. 24, 2018
- 100.0 (10-10), Jeremy Hemsley vs. New Mexico, Feb. 6, 2016
- 100.0 (10-10), Kyle Spain at TCU, Feb. 28, 2009
- 100.0 (8-8), Jamaal Franklin vs. UNLV, Jan. 15, 2012
- 100.0 (8-8), Mohamed Abukar vs. Wyoming, Jan. 3, 2007
- 100.0 (8-8), Kyle Spain vs. Wyoming, March 1, 2006
- 100.0 (8-8), David Abramowitz vs. Colorado State, March 3, 2001
- 100.0 (8-8), Marcelo Correa vs. Brigham Young, Feb. 12, 2001

Three-Point Field Goals Made

- 8, Brandon Heath at New Mexico, Feb. 25, 2006
- 7, D.J. Gay at New Mexico, Jan. 15, 2011
- 7, David Abramowitz at Utah, Feb. 10, 2000
- 6, KJ Feagin at New Mexico, Jan. 29, 2020
- 6, Jeremy Hemsley at Nevada, Jan. 4, 2017
- 6, D.J. Gay vs. Air Force, Jan. 19, 2011
- 6, D.J. Gay at New Mexico, Feb. 6, 2010
- 6, Brandon Heath vs. TCU, Feb. 18, 2006

Three-Point Field Goal Attempts

- 14, Brandon Heath at New Mexico, Feb. 20, 2007
- 13, Malachi Flynn vs. UNLV, Feb. 22, 2020
- 13, Brandon Heath at New Mexico, Feb. 25, 2006
- 12, Jeremy Hemsley at Nevada, Jan. 4, 2017
- 12, Trey Kell vs. Air Force, Feb. 13, 2016
- 12, Matt Shrigley vs. Air Force, Dec. 31, 2014
- 12, Jamaal Franklin vs. Colorado State, Jan. 12, 2013
- 12, Brandon Heath vs. TCU, Feb. 18, 2006

Three-Point FG Percentage (Min. 4 3FGA)

- 100.0 (4-4), Matt Mitchell vs. Wyoming, Jan. 8, 2019
- 100.0 (4-4), Trey Kell at San José State, Feb. 21, 2016
- 100.0 (4-4), Malik Pope at Colorado State, Jan. 24, 2015
- 100.0 (4-4), Deandre Moore vs. Brigham Young, Feb. 11, 2002
- 83.3 (5-6), D.J. Gay at Utah, Feb. 16, 2008
- 83.3 (5-6), Brandon Heath at Utah, March 5, 2005
- 80.0 (4-5), Aqeel Quinn at New Mexico, Feb. 17, 2015
- 80.0 (4-5), Aqeel Quinn vs. Wyoming, Feb. 11, 2015
- 80.0 (4-5), Matt Shrigley at Colorado State, Jan. 24, 2015
- 80.0 (4-5), Matt Shrigley at Fresno State, Jan. 3, 2015
- 80.0 (4-5), Matt Shrigley at UNLV, March 5, 2014
- 80.0 (4-5), Aqeel Quinn at Fresno State, March 1, 2014
- 80.0 (4-5), Kyle Spain at New Mexico, Feb. 21, 2009
- 80.0 (4-5), Chris Manker at Colorado State, Feb. 19, 2005

Rebounds

- 20, Marcus Slaughter vs. UNLV, Jan. 14, 2006
- 18, Jamaal Franklin at Fresno State, Jan. 9, 2013
- 18, Marcus Slaughter at TCU, Jan. 18, 2006
- 17, Kawhi Leonard vs. UNLV, Jan. 12, 2011
- 16, Yanni Wetzell vs. Nevada, Jan. 18, 2020

- 16, Jamaal Franklin vs. Colorado State, Feb. 25, 2012
- 16, Malcolm Thomas vs. UNLV, Jan. 12, 2011
- 16, Aerick Sanders vs. Wyoming, Feb. 21, 2004
- 16, Aerick Sanders at Colorado State, Jan. 24, 2004

Assists

- 11, Lorenzo Wade vs. Colorado State, March 1, 2008
- 11, Deandre Moore vs. Wyoming, March 1, 2001
- 9, Jeremy Hemsley vs. New Mexico, Jan. 15, 2019
- 9, Matt Mitchell vs. New Mexico, Jan. 15, 2019
- 9, Trey Kell vs. Nevada, March 3, 2018
- 9, Trey Kell at San José State, Feb. 24, 2018
- 9, Richie Williams at Wyoming, Jan. 14, 2009

Steals

- 7, Deandre Moore vs. Colorado State, Feb. 1, 2003
- 6, Richie Williams vs. Utah, Jan. 27, 2007
- 5, 16 times (last: Matt Mitchell at Boise State, Feb. 16, 2020)

Blocks

- 6, Skylar Spencer vs. Colorado State, Feb. 14, 2015
- 6, Malcolm Thomas vs. Wyoming, Jan. 29, 2011
- 5, Marcus Slaughter vs. UNLV, Jan. 14, 2006
- 4, 29 times (last: Yanni Wetzell at New Mexico, Jan. 29, 2020)



With 11 assists against Colorado State on March 1, 2008, Lorenzo Wade (2007-09) set the standard for a San Diego State men's basketball player in sharing the ball in a Mountain West game.

In his three-year Aztec's career, Wade stamped his name on the program's career lists. He is one of 34 players to have scored 1,000 points (1,200 total points & No. 18 all-time) and ranks in the top-20 in ten categories, including No. 14 in points, rebounds and assists (1,918), No. 15 in steals (125), No. 17 in assists (275), No. 18 in minutes (2,911) & free throw attempts (341).

Viejas Arena Records



MOUNTAIN WEST-RECORD 12-TIME CONFERENCE CHAMPIONS

Team Single-Game

Points

Most Points

- 119 vs. Campbell (119-82), Dec. 12, 2006
- 118 vs. St. Katherine College (118-35), Dec. 27, 2013
- 103 vs. Texas Southern (103-64), Nov. 14, 2018
- 103 vs. Vanguard (103-49), Dec. 2, 1998
- 100 vs. Savannah State (100-67), Nov. 28, 2016
- Opp.:** 105 by TCU (61-105), Jan. 17, 1998
- NCAA:** 94 by West Virginia (94-71 Marshall), March 18, 2018

Most Points/Both Teams

- 201 vs. Campbell (119-82), Dec. 12, 2006
- 191 vs. Fresno State (94-97), Jan. 31, 1998
- 184 vs. UNLV (91-93, ot), Feb. 12, 2005
- 179 vs. Fresno State (84-95), Dec. 25, 1999
- 177 vs. Troy State (84-93), Nov. 30, 2003
- NCAA:** 175 by Alabama (90)/Marquette (85), March 16, 2006

Fewest Points Game

- 41 vs. Utah (41-61), Feb. 5, 2005
- 42 vs. Stanford (42-63), Dec. 16, 1997
- 43 vs. Little Rock (43-49), Nov. 21, 2015
- 43 vs. Air Force (43-57), Jan. 31, 2004
- 45 vs. Grand Canyon (45-52), Dec. 18, 2015
- **Opp.:** 27 by CSU Bakersfield (51-27), Nov. 20, 2014
- NCAA:** 43 by Kent State (Cincinnati 66-43), March 17, 2001

Fewest Points/Both Teams

- 78 vs. CSU Bakersfield (51-27), Nov. 20, 2014
- 87 vs. Air Force (49-38), Feb. 6, 2008
- 89 vs. Air Force (51-38), March 1, 2017
- 89 vs. New Mexico (55-34), Jan. 26, 2013
- 92 vs. Little Rock (43-49), Nov. 21, 2015
- NCAA:** 109 by Cincinnati (66)/Kent State (43), March 17, 2001

Fewest Points Allowed

- 27 vs. CSU Bakersfield (51-27), Nov. 20, 2014
- 33 vs. UC Riverside (61-33), Dec. 22, 2014
- 34 vs. New Mexico (55-34), Jan. 26, 2013
- 34 vs. Air Force (65-34), Feb. 7, 2009
- 35 vs. St. Katherine College (118-35), Dec. 27, 2013
- Opp:** 41 by Utah (41-61), Feb. 5, 2005
- NCAA:** 43 by Cincinnati (66-43 Kent State), March 17, 2001

Most Points Allowed

- 105 vs. TCU (61-105), Jan. 17, 1998
- 97 vs. Fresno State (94-97), Jan. 31, 1998
- 95 vs. Fresno State (84-95), Feb. 25, 1999
- 93 vs. UNLV (91-93, ot), Feb. 12, 2005
- 89 vs. Arizona (81-89), Dec. 7, 2002
- **Opp.:** 119 by Campbell (119-82), Dec. 12, 2006
- NCAA:** 94 by Marshall (West Virginia 94-71), March 18, 2018

Largest Margin of Victory

- 83 vs. St. Katherine College (118-35), Dec. 27, 2013
- 54 vs. Vanguard (103-49), Dec. 2, 1998
- 53 vs. Cal State Dominguez Hills (99-46), Dec. 12, 2018
- 51 vs. Redlands (94-43), Dec. 30, 2011
- 45 vs. UC San Diego (98-53), Nov. 27, 2001
- Opp.:** 44 by TCU (61-105), Jan. 17, 1998
- NCAA:** 34 by UCLA (78-44 Belmont), March 16, 2006

Largest Margin of Defeat

- 44 vs. TCU (61-105), Jan. 17, 1998
- 33 vs. Southern California (54-87), Dec. 20, 1999
- 28 vs. Colorado State (46-74), Feb. 12, 2000
- 26 vs. Utah (53-79), Jan. 16, 1999
- 25 vs. New Mexico (60-85), Feb. 8, 1999

Rebounding

Game

- 62 vs. Texas Southern, Nov. 5, 2019
- 57 vs. St. Katherine College, Dec. 27, 2013
- 55 vs. Savannah State, Nov. 28, 2016
- 53 vs. Cal State Dominguez Hills (99-46), Dec. 12, 2018

- 53 vs. Redlands, Dec. 30, 2011
- 52 vs. UNLV, March 5, 2016
- Opp.:** 50 by San Diego (52-55), Dec. 9, 2000
- NCAA:** 50 by Clemson (84-53 Auburn), March 18, 2018

Margin

- +29 (42-13) vs. Occidental College, Dec. 31, 2010
- +26 (53-27) vs. Cal State Dominguez Hills, Dec. 12, 2018
- +25 (57-32) vs. St. Katherine College, Dec. 27, 2013
- +24 (50-26) vs. Wyoming, Dec. 30, 2015
- +21 (62-41) vs. Texas Southern, Nov. 5, 2019
- +21 (47-26) vs. Bradley, Dec. 3, 2017
- +21 (37-16) vs. San Diego Christian, Jan. 5, 2012
- +21 (41-20) vs. Monmouth, Nov. 22, 2004
- +21 (46-25) vs. UC San Diego, Dec. 6, 2003
- +21 (45-24) vs. SUN, Dec. 1, 2001
- Opp.:** +21 (22-43) by Hawai'i (78-72), Feb. 20, 1999
- NCAA:** +21 (42-21) by Cincinnati (66-43 Kent State), March 17, 2001

Field Goal Shooting

Most Field Goals

- 48 vs. Campbell, Dec. 12, 2006
- 43 vs. St. Katherine College, Dec. 27, 2013
- 40 vs. UC San Diego, Nov. 27, 2001
- 38 vs. New Mexico, Jan. 15, 2019
- 38 vs. San Diego Christian, Nov. 26, 2010
- 38 vs. Vanguard, Dec. 2, 1998
- Opp.:** 41 by TCU (61-105), Jan. 17, 1998
- NCAA:** 33 by West Virginia (94-71 Marshall), March 18, 2018; by Clemson (79-68 New Mexico State), March 16, 2018

Most Field Goals Attempted

- 83 vs. Savannah State, Nov. 28, 2016
- 83 vs. Wyoming, Jan. 21, 2002
- 75 vs. Cal Poly, Dec. 18, 2003
- 73 vs. Cal State Dominguez Hills, Dec. 12, 2018
- 73 vs. Arizona, Dec. 7, 2002
- Opp.:** 75 by Savannah State (100-67), Nov. 28, 2016; by Campbell (119-82), Dec. 12, 2007; TCU (61-105), Jan. 17, 1998
- NCAA:** 66 by West Virginia (94-71 Marshall), March 18, 2018; by Auburn (Clemson 84-53); by Kent State (77-73 Indiana), March 15, 2001

Highest Field Goal Percentage

- 69.6 (48-of-69) vs. Campbell, Dec. 12, 2006
- 68.2 (30-of-44) vs. Wyoming, Feb. 19, 2013
- 67.8 (40-of-59) vs. UC San Diego, Nov. 27, 2001
- 64.0 (32-of-50) vs. Oklahoma State, Dec. 30, 2000
- 62.3 (38-of-61) vs. Vanguard, Dec. 2, 1998
- Opp.:** 57.9 (20-of-38) by San Diego (51-52), Dec. 19, 1998
- NCAA:** 58.0 (29-of-50) by Illinois (Air Force 78-69), March 16, 2006

Free Throw Shooting

Most Free Throws Made

- 33 vs. UNLV, Feb. 12, 2005
- 33 vs. CSUN, Dec. 1, 2001
- 33 vs. Rice, Dec. 21, 1998
- 31 vs. Wyoming, March 1, 2006
- 31 vs. UNLV, Jan. 14, 2006
- Opp.:** 26 by Brigham Young (69-80), Jan. 20, 2003
- NCAA:** 31 by Stanford (90-83 St. Joseph's), March 17, 2001

Most Free Throws Attempted

- 44 vs. CSUN, Dec. 1, 2001
- 41 vs. Fresno State, Jan. 15, 2014
- 41 vs. CSU Bakersfield, Jan. 2, 2013
- 40 vs. UNLV, Feb. 12, 2005
- 39 vs. Wyoming, Jan. 31, 2017
- 39 vs. San Diego Christian, Nov. 13, 2012
- 39 vs. New Mexico, Jan. 21, 2009
- 39 vs. Wyoming, March 1, 2006
- 39 vs. Florida Atlantic, Dec. 28, 2002
- 39 vs. IPFW, Jan. 2, 2002
- 39 vs. Rice, Feb. 21, 1998
- Opp.:** 34 by Brigham Young (69-80), Jan. 20, 2003
- NCAA:** 41 by Gonzaga (85-77 Oklahoma State), March 21, 2014

Highest Free-Throw Percentage

- 94.7 (18-of-19) vs. Colorado State, March 5, 2011
- 94.1 (16-of-17) vs. Tennessee State, Nov. 25, 2019
- 93.8 (15-of-16) vs. Brigham Young, Feb. 12, 2001
- 92.9 (13-of-14) vs. USC, Nov. 17, 2011
- 92.9 (13-of-14) vs. Campbell, Dec. 12, 2006
- 92.3 (12-of-13) vs. Pomona-Pitzer, Dec. 31, 2009
- 92.3 (24-of-26) vs. Pt. Loma Nazarene, Dec. 3, 2005
- **Opp.:** 100.0 (9-of-9) by San Diego Christian (88-69), Nov. 26, 2010; (5-of-5) by San Diego Christian (92-48), Dec. 18, 2019
- NCAA:** 88.9 (16-of-18) by West Virginia (94-71 Marshall), March 18, 2018

Three-Point Field Goals

Most Three-Point Field Goals

- 17 vs. Wyoming, Jan. 29, 2011
- 16 vs. UC San Diego, Dec. 2, 2002
- 14 vs. San Jose State, March 2, 2019
- 14 vs. Cal State Dominguez Hills, Dec. 12, 2018
- 14 vs. Savannah State, Nov. 28, 2016
- 14 vs. St. Katherine College, Dec. 27, 2013
- 14 vs. South Dakota State, March 3, 2006
- **Opp.:** 19 by Troy State (93-84), Nov. 30, 2003
- NCAA:** 13 by Air Force (78-69 Illinois), March 16, 2006

Most Three-Point Field Goals Attempted

- 40 vs. Savannah State, Nov. 28, 2016
- 39 vs. Air Force, Feb. 13, 2016
- 33 vs. San Jose State, March 2, 2019
- 33 vs. Wyoming, Jan. 29, 2011
- 33 vs. UC San Diego, Dec. 2, 2002
- **Opp.:** 40 by Troy (93-84), Nov. 30, 2003
- NCAA:** 32 by Auburn (Clemson 84-53), March 18, 2018

Highest Three-Point FG Percentage

- 81.8 (9-of-11) vs. UC San Diego, Nov. 15, 2006
- 69.2 (9-of-13) vs. New Mexico, Jan. 25, 2006
- 64.7 (11-of-17) vs. UC Santa Barbara, Dec. 6, 2012
- 63.6 (14-of-22) vs. St. Katherine College, Dec. 27, 2013
- 62.5 (5-of-8) vs. New Mexico, Feb. 16, 2011
- Opp.:** 61.5 (8-of-13) by UNLV (64-79), Feb. 11, 2003
- NCAA:** 57.9 (11-of-19) by Cincinnati (84-59 Brigham Young), March 15, 2001

Other Statistics

Most Assists

- 33 vs. Campbell, Dec. 12, 2006
- Opp.:** 24 by Washington, Dec. 27, 2003
- NCAA:** 24 by Arizona (84-61 Gonzaga), March 23, 2014

Most Steals

- 17 vs. St. Katherine College, Dec. 27, 2013
- **Opp.:** 17 by Southern California, Dec. 20, 1999
- NCAA:** 15 by Arizona (84-61 Gonzaga), March 23, 2014

Most Turnovers

- 28 vs. UNLV, Jan. 26, 2002
- **Opp.:** 29 by Hawai'i, Feb. 20, 1999
- NCAA:** 22 by Utah State (Washington 75-61), March 16, 2006, and by UNGC (Stanford 89-60), March 15, 2001

Fewest Turnovers

- 3 vs. Pomona-Pitzer, Dec. 31, 2009
- Opp.:** 5 by Colorado State, Feb. 25, 2012, UC Riverside, Dec. 19, 2011
- NCAA:** 6 by Auburn (Clemson 84-53), March 18, 2018; by Arizona (84-61 Gonzaga), March 23, 2014

Most Blocked Shots

- 11 vs. Washington, Dec. 8, 2013
- 11 vs. Wyoming, Jan. 29, 2011
- 11 vs. Wyoming, Jan. 21, 2002
- Opp.:** 11 by Colorado State (69-72), Feb. 1, 2003
- **NCAA:** 12 by Arizona (68-59 Weber State), March 21, 2014

INTRODUCTION

COACHES & STAFF

PLAYERS

2019-20 REVIEW

RECORDS

HISTORY

UNIVERSITY

AZTEC BASKETBALL MEDIA GUIDE

Viejas Arena Records



MOUNTAIN WEST-RECORD 12-TIME CONFERENCE CHAMPIONS

Individual Single-Game

Points

- 34, Aerick Sanders vs. Portland, Dec. 31, 2003
- 33, Tony Bland vs. Houston, Jan. 29, 2002
- 31, **Matt Mitchell vs. Eastern Illinois, Nov. 20, 2017**
- 31, Jamaal Franklin vs. Colorado State, Feb. 25, 2012
- 31, Jamaal Franklin vs. UC Davis, Nov. 13, 2011
- 31, Evan Burns vs. New Mexico, Feb. 24, 2003
- **Opp.:** 43, Ruben Douglas, New Mexico, Feb. 24, 2003
- NCAA:** 37, Marvin O'Connor, St. Joseph's vs. Stanford, March 17, 2001

Field Goals Made

- 13, Aerick Sanders vs. Portland, Dec. 31, 2003
- 12, Billy White vs. Wyoming, Feb. 14, 2009
- 12, Brandon Heath vs. Brigham Young, Feb. 24, 2007
- 12, Brandon Heath vs. Wyoming, Jan. 22, 2005
- 12, Evan Burns vs. New Mexico, Feb. 24, 2003
- 12, Tony Bland vs. Houston, Jan. 29, 2002
- **Opp.:** 15, Courtney Alexander, Fresno State, Feb. 25, 1999
- **NCAA:** 15, Marvin O'Connor, St. Joseph's vs. Stanford, March 17, 2001

Field Goal Attempts

- 24, Randy Holcomb vs. Florida Atl., Nov. 30, 2000
- 23, Brandon Heath vs. Wyoming, Jan. 22, 2005
- 22, Brandon Heath vs. Wyoming, Jan. 3, 2007
- 22, Brandon Heath vs. UCSB, Nov. 19, 2004
- 22, Randy Holcomb vs. Arizona State, Dec. 16, 2000
- 22, Matt Watts vs. Southern California, Nov. 29, 1997
- **Opp.:** 26, Ruben Douglas, New Mexico, Feb. 24, 2003
- NCAA:** 21, Kirk Haston, Indiana vs. Kent State, March 15, 2001

Field Goal Percentage (Min. 6 FGM)

- 100.0 (12-12), Billy White vs. Wyoming, Feb. 14, 2009
- 100.0 (11-11), Aerick Sanders vs. Eastern Washington, Dec. 20, 2003
- 100.0 (7-7), **Nathan Mensah vs. New Mexico, Jan. 15, 2019**
- 100.00 (6-6), Kameron Rooks vs. Nevada, March 3, 2018
- 100.00 (6-6), Zylan Cheatham vs. Savannah State, Nov. 28, 2016
- 100.0 (6-6), Garrett Green vs. Wyoming, Feb. 22, 2012
- 100.0 (6-6), Billy White vs. Colorado State, March 5, 2011
- 100.0 (6-6), Mike Mackell vs. Colorado State, Jan. 19, 2002
- NCAA:** 88.9 (8-9), Jamaal Davis, Cincinnati vs. Kent State, March 17, 2001

Free Throws Made

- 17, Brandon Heath vs. UNLV, Feb. 12, 2005
- 14, Jamaal Franklin vs. Colorado State, Feb. 25, 2012
- 12, Devin Watson vs. Brigham Young, Dec. 22, 2018
- 12, Xavier Thames vs. Colorado State, Feb. 1, 2014
- 12, Lorenzo Wade vs. New Mexico, Jan. 21, 2009
- 12, Marcus Slaughter vs. UNLV, Jan. 14, 2006
- 12, Marcus Slaughter vs. Washington State, Dec. 10, 2005
- 12, Matt Thomas vs. Air Force, Feb. 28, 2005
- 12, Marcus Slaughter vs. UCSB, Nov. 19, 2004
- Opp.:** 15, Ruben Douglas, New Mexico, Feb. 24, 2003
- NCAA:** 12, Marcus Smart, Oklahoma State vs. Gonzaga, March 21, 2014;
- Kevin Pangos, Gonzaga vs. Oklahoma State, March 21, 2014

Free Throw Attempts

- 17, Brandon Heath vs. UNLV, Feb. 12, 2004
- 16, Devin Watson vs. Brigham Young, Dec. 12, 2018
- 15, Winston Shepard vs. East Carolina, Nov. 23, 2015
- 15, Jamaal Franklin vs. Colorado State, Feb. 25, 2012
- 15, Lorenzo Wade vs. New Mexico, Feb. 21, 2009
- 15, Marcus Slaughter vs. Washington State, Dec. 10, 2005
- Opp.:** 16, Ruben Douglas, New Mexico, Feb. 24, 2003
- **NCAA:** 19, Marcus Smart, Oklahoma State vs. Gonzaga, March 21, 2014

Free Throw Percentage (Min. 9 FTA)

- 100.0 (17-17), Brandon Heath vs. UNLV, Feb. 12, 2005
- 100.0 (12-12), Xavier Thames vs. CSU, Feb. 1, 2014
- 100.0 (10-10), Jeremy Hemsley vs. UNM, Feb. 2, 2016
- 100.0 (9-9), Jamaal Franklin vs. CSUB, Jan. 2, 2013
- 100.0 (9-9), Marcus Slaughter vs. PLNU, Dec. 3, 2005

- Opp.:** 100.0 (9-9), Deshon Taylor, Fresno State, Feb. 22, 2017; Brandon Ewing, Wyoming, Feb. 14, 2009
- NCAA:** 100.0 (10-10), Davion Berry, Weber State vs. Arizona, March 21, 2014

Three-Point Field Goals Made

- 8, John Sharper vs. South Dakota State, March 3, 2006
- 7, Al Faux vs. Oklahoma State, Dec. 30, 2000
- 7, **Matt Mitchell vs. Eastern Illinois, Nov. 20, 2018**
- 6, Devin Watson vs. Arkansas-Pine Bluff, Nov. 6, 2018
- 6, Chase Tapley vs. UC Santa Barbara, Dec. 6, 2012
- 6, D.J. Gay vs. Air Force, Jan. 19, 2011
- 6, Brandon Heath vs. TCU, Feb. 18, 2006
- 6, Steve Sir vs. UC San Diego, Dec. 2, 2002
- 6, Jason Richey vs. SMU, Jan. 15, 1998
- 6, Jasko Visnjic vs. Southwest Texas, Nov. 26, 1997
- Opp.:** 7, Desmond Cambridge, Brown, Dec. 29, 2018; Jermaine Lewis, UNLV, Feb. 11, 2003; Adam Spanich, USC, Nov. 29, 1997
- **NCAA:** 8, Jean Felix, Alabama vs. Marquette, March 16, 2006

Three-Point Field Goal Attempts

- 14, Jason Richey vs. BYU, Nov. 14, 1997
- 13, Malachi Flynn vs. UNLV, Feb. 22, 2020
- 13, Jasko Visnjic vs. Fresno State, Jan. 31, 1998
- 12, Matt Shrigley vs. Savannah State, Nov. 28, 2016
- 12, Trey Kell vs. Air Force, Feb. 13, 2016
- 12, Matt Shrigley vs. Air Force, Dec. 31, 2014
- 12, Jamaal Franklin vs. Colorado State, Jan. 12, 2013
- 12, John Sharper vs. South Dakota St., March 3, 2006
- 12, Brandon Heath vs. TCU, Feb. 18, 2006
- **Opp.:** 16, Damon Jackson, Fresno State, Dec. 8, 2001
- NCAA:** 12, Zach Lofton, New Mexico State vs. Clemson, March 16, 2018

Three-Point FG Percentage (Min. 4 3FGA)

- 100.0 (4-4), **Matt Mitchell vs. Wyoming, Jan. 8, 2019**
- 100.0 (4-4), Matt Shrigley vs. Washington, March 21, 2016
- 100.0 (4-4), Deandre Moore vs. BYU, Feb. 11, 2002
- 87.5 (7-8), Al Faux vs. Oklahoma St, Dec. 30, 2000
- 83.3 (5-6), David Abramowitz vs. SCC, Dec. 2, 1998
- 80.0 (4-5), **Jordan Schakel vs. Texas Southern, Nov. 5, 2019**
- 80.0 (4-5), **Jordan Schakel vs. Wyoming, Feb. 14, 2018**
- 80.0 (4-5), Trey Kell vs. Georgia Tech, March 23, 2016
- 80.0 (4-5), Trey Kell vs. UNLV, March 5, 2016
- 80.0 (4-5), Aqeel Quinn vs. Wyoming, Feb. 11, 2014
- 80.0 (4-5), D.J. Gay vs. San Diego, Dec. 11, 2010
- **Opp.:** 100.0 (4-4), Luis Salgado, San Diego Christian, Nov. 16, 2016; Keion Mitchem, TCU, Jan. 16, 2010
- NCAA:** 80.0 (4-5), Matt McCraw, Air Force vs. Illinois, March 16, 2006 and by Jay Joseph, UNCG vs. Stanford, March 15, 2001

Rebounds

- 20, Marcus Slaughter vs. UNLV, Jan. 14, 2006
- 18, Kawhi Leonard vs. CS Fullerton, Dec. 9, 2009
- 17, Josh Davis vs. McNeese State, Dec. 21, 2013
- 17, Kawhi Leonard vs. UNLV, Jan. 12, 2011
- 17, Marcus Slaughter vs. Washington State, Dec. 10, 2005
- Opp.:** 18, John Konchar, IPFW, March 15, 2016
- NCAA:** 17, Terrell Miller, Jr., Murray State vs. West Virginia, March 16, 2018

Assists

- 12, Winston Shepard vs. IPFW, March 15, 2016
- 10, Malachi Flynn vs. LIU, Nov. 22, 2019
- 9, Malachi Flynn vs. Grand Canyon, Nov. 13, 2019
- 9, Jeremy Hemsley vs. New Mexico, Jan. 15, 2019
- 9, **Matt Mitchell vs. New Mexico, Jan. 15, 2019**
- 9, Trey Kell vs. Nevada, March 3, 2018
- 9, Jeremy Hemsley vs. Savannah State, Nov. 28, 2016
- 9, Chase Tapley vs. Pomona Pitzer, Dec. 31, 2009
- 9, Brandon Heath vs. UC San Diego, Nov. 27, 2005
- 9, Tony Bland vs. Norfolk State, Nov. 21, 2001
- 9, Deandre Moore vs. New Mexico St., Nov. 21, 2000
- Opp.:** 12, Sam Merrill, Utah State, Feb. 1, 2020
- NCAA:** 10, Dee Brown, Illinois vs. Air Force, March 16, 2006

Steals

- 7, Chase Tapley vs. UC Davis, Nov. 13, 2011
- 7, Deandre Moore vs. Colorado State, Feb. 1, 2003
- 6, Richie Williams vs. Utah, Jan. 27, 2007
- 6, Matt Watts vs. Vanguard, Dec. 19, 1997
- 5, 22 times (last: Malachi Flynn vs. Cal Poly, Dec. 28, 2019)
- Opp.:** 6, John Konchar, IPFW, March 15, 2016; Shane Rector, Utah State, Jan. 23, 2016; Marvelle Harris, Fresno State, Jan. 19, 2016; Mike Housman, UMBC, Dec. 20, 2005
- NCAA:** 6, Jevon Carter, West Virginia vs. Murray State, March 16, 2018; Briante Weber, VCU vs. Stephen F. Austin, March 21, 2014; Marcus Smart, Oklahoma State vs. Gonzaga, March 21, 2014

Blocks

- 6, Skylar Spencer vs. Colorado State, Feb. 14, 2015
- 6, Skylar Spencer vs. CSUN, Nov. 14, 2014
- 6, Malcolm Thomas vs. Wyoming, Jan. 29, 2011
- 6, Malcolm Thomas vs. Saint Mary's, Dec. 1, 2010
- 6, Malcolm Thomas vs. UC Riverside, Dec. 29, 2009
- **Opp.:** 7, Jakob Poelzl, Utah, Nov. 18, 2014
- NCAA:** 5, Aaron Gordon, Arizona vs. Weber State, March 21, 2014, Kaleb Tarczewski, Arizona vs. Weber State, March 21, 2014

• - Indicates Viejas Arena record.
NCAA - refers to the 2001, 2006 & 2018 First and Second Rounds and the 2014 Second and Third Rounds, which were played in Cox/Viejas Arena.



On Feb. 14, 2009, Billy White became the second Aztec to make double digit baskets with out missing a single shot in Viejas Arena history. He went 12-of-12 from the floor against Wyoming passing Aerick Sanders who hit all 11 shots he took against Eastern Washington on Dec. 20, 2003.

In that 2008-09 season, White shot 66.3 percent from the floor, the second highest single-season field goal percentage in program history, and finished his Aztec career ranked eighth in career points (1,294) and entering 2020-21, is 11th on the all-time scoring list.

In the pantheon of San Diego State men's basketball players, Brandon Heath (2004-07) is the only one to score at least 2,000 points.

Heath finished his Aztecs career with 2,189 points and was inducted into the San Diego State Hall of Fame in 2013.



Inside:

Year-By-Year Results	116
vs. All Opponents	130
All-Time Series	131
Series Superlatives	141
vs. Division I Conferences	142
Jersey Numbers	144
Year-By-Year Summary	146
AP National Rankings	149
vs. Nationally Ranked Opponents	150
Statistical History	152
Awards & Honors	154
Aztec Hall of Fame	156
Retired Jerseys	159
1,000-Point Scorers	160
Annual Statistical Leaders	166
Letterwinners	168
Individual Division I Era Statistics	170
National Postseason	176
Conference Tournaments	186
Attendance/Home Record	189
Rallies/Clutch Shots	190

Year-By-Year Records



Year-by-year records table for Division I Era (1968-69 to 1974-75), including scores, opponents, and total points.

Year-by-year records table for 1968-69 • 10-15; Independent season, including scores, opponents, and total points.

Year-by-year records table for 1969-70 • 13-13; 3-7 PCAA season, including scores, opponents, and total points.

Year-by-year records table for 1970-71 • 12-14; 3-7 PCAA season, including scores, opponents, and total points.

Division I Era

Year-by-year records table for 1971-72 • 18-10; 7-5 PCAA season, including scores, opponents, and total points.

Year-by-year records table for 1972-73 • 15-11; 7-5 PCAA season, including scores, opponents, and total points.

Year-by-year records table for 1973-74 • 7-19; 4-8 PCAA season, including scores, opponents, and total points.

Year-by-year records table for 1974-75 • 14-13; 6-4 PCAA season, including scores, opponents, and total points.

MOUNTAIN WEST-RECORD 12-TIME CONFERENCE CHAMPIONS

Year-by-year records table for Mountain West conference (1977-78 to 2020-21), including scores, opponents, and total points.

Year-by-year records table for 1975-76 • 16-13; 5-5 PCAA season, including scores, opponents, and total points.

Year-by-year records table for 2020-21 San Diego State Men's Basketball season, including scores, opponents, and total points.

Vertical navigation text on the right edge: INTRODUCTION, COACHES & STAFF, PLAYERS, 2019-20 REVIEW, RECORDS, HISTORY, UNIVERSITY, AZTEC BASKETBALL MEDIA GUIDE.

Year-By-Year Records



MOUNTAIN WEST-RECORD 12-TIME CONFERENCE CHAMPIONS

1979-80 (0-2)
CABILLO CLASSIC (San Diego Sports Arena, San Diego, California)
 D.28 Brown L 64-71
 D.29 Tennessee L 77-96

1980-81 (1-1)
CABILLO CLASSIC (San Diego Sports Arena, San Diego, California)
 D.29 La Salle W 93-67
 D.30 (1) DePaul L 69-85

1981-82 (2-0)
CABILLO CLASSIC (San Diego Sports Arena, San Diego, California)
 D.29 Baylor W 77-54
 D.30 Temple W 75-64

1982-83 (1-1)
CABILLO CLASSIC (San Diego Sports Arena, San Diego, California)
 D.29 Florida State W 89-85
 D.30 (16) Tennessee L 57-63

1983-84 (2-2)
FIRST TULSA CLASSIC (Tulsa, Oklahoma)
 D.20 vs. Oklahoma City W 68-58
 D.21 at Tulsa L 80-91

CABILLO CLASSIC (San Diego Sports Arena, San Diego, California)
 D.28 East Tennessee State W 80-58
 D.29 Virginia L 65-81

1984-85 (2-2)
UNLV REBEL ROUNDUP (Las Vegas, Nevada)
 D.20 vs. McNeese State W 91-85
 D.21 vs. Southwest Louisiana W 86-73

CABILLO CLASSIC (San Diego Sports Arena, San Diego, California)
 D.28 TCU L 70-72
 D.29 Michigan State L 61-77

1985-86 (1-5)
SUN-MET CLASSIC (Fresno, California)
 N.29 vs. Louisiana Tech L 72-74
 N.30 vs. Eastern Washington at-L 79-81

UNLV REBEL ROUNDUP (Las Vegas, Nevada)
 D.20 at (12) UNLV L 85-105
 D.21 vs. Florida W 63-32

HOLIDAY BOWL CLASSIC (San Diego Sports Arena, San Diego, California)
 D.27 UNC Charlotte L 76-77
 D.28 Fresno State L 49-61

1986-87 (1-3)
VOLUNTEER CLASSIC (Knoxville, Tennessee)
 D.19 vs. UNC Charlotte L 66-81
 D.20 vs. Ball State L 84-86

HOLIDAY BOWL CLASSIC (San Diego Sports Arena, San Diego, California)
 D.27 Manhattan W 77-69
 D.28 Mississippi L 77-88

1987-88 (3-3)
SUN-MET CLASSIC (Fresno, California)
 N.27 vs. Kansas State L 68-79
 N.28 vs. Northern Arizona W 78-73

KACTUS KLASIK (Tempe, Arizona)
 D.4 at Arizona State L 68-91
 D.5 vs. Tulsa L 59-67

HOLIDAY BOWL CLASSIC (San Diego Sports Arena, San Diego, California)
 D.27 Bucknell W 87-70
 D.28 Texas Tech W 72-63

1988-89 (1-1)
MCDONALD'S CLASSIC (San Diego Sports Arena, San Diego, California)
 D.20 Hardin-Simmons W 88-59
 D.21 (16) Tennessee L 75-77

1989-90 (2-2)
UAB INVITATIONAL (Birmingham, Alabama)
 D.22 vs. Southwest Texas State W 67-53
 D.23 at Alabama-Birmingham L 46-91

TEXACO STAR CLASSIC (San Diego Sports Arena, San Diego, California)
 D.27 Niagra W 78-67
 D.28 Villanova L 52-57

1990-91 (1-1)
TEXACO STAR CLASSIC (San Diego Sports Arena, San Diego, California)
 D.21 Arkansas State W 59-57
 D.22 Lamar L 70-71

1991-92 (2-2)
TEXAS LONGHORN CLASSIC (Austin, Texas)
 D.6 vs. Texas Southern W 79-64
 D.7 at Texas L 58-85

TEXACO STAR CLASSIC (San Diego Sports Arena, San Diego, California)
 D.20 Florida A&M W 94-90
 D.21 South Carolina (Prime Ticket-TD) 2ot-L 69-71

1992-93 (1-1)
TEXACO STAR CLASSIC (Peterson Gym, San Diego, California)
 D.18 North Florida (D) W 90-79
 D.19 Washington State (Prime Ticket) L 51-73

2001-02 (1-1)
FORD RED RAIDER CLASSIC (United Spirit Arena, Lubbock, Texas)
 N.16 vs. Northern Iowa (SF) W 71-57
 N.17 at Texas Tech (CH) (Red Raider TV) L 71-81

2003-04 (2-1)
EA SPORTS MAUI INVITATIONAL (Lahaina Civic Center, Lahaina, Hawaii)
 N.24 vs. Ohio State (D) (ESPN2) (QF) W 83-61
 N.25 vs. Dayton (D) (ESPN) (SF) L 71-76
 N.26 at Chaminade (D) (ESPN2) (3P) W 75-67

2004-05 (0-1)
SAN DIEGO SLAM (Cox Arena, San Diego, Calif.)
 D.11 California (Ch. 4 San Diego) L 57-60

2005-06 (2-2)
BP TOP OF THE WORLD CLASSIC (Carson Center, Fairbanks, Alaska)
 N.17 at Alaska Fairbanks (QF) W 67-55
 N.19 vs. Illinois-Chicago (D) (SF) L 63-66
 N.20 vs. Southern Mississippi (D) (3P) W 79-51

SAN DIEGO SLAM (Cox Arena, San Diego, Calif.)
 D.10 Washington State (Ch. 4 San Diego) L 49-60

2006-07 (3-1)
SHAMROCK INVITATIONAL (McKee Pavilion, Moraga, Calif.)
 N.10 vs. Murray State (-00.0) W 87-84
 N.11 at Saint Mary's W 74-73
 N.12 vs. Seattle Pacific W 76-73

SAN DIEGO SLAM (Cox Arena, San Diego, Calif.)
 D.9 (14/15) Arizona (Ch. 4 San Diego) L 48-69

2007-08 (3-2)
WORLD VISION CLASSIC (Save Mart Center, Fresno, Calif.)
 N.9 vs. Liberty W 62-50
 N.10 vs. Portland W 78-64
 N.11 at Fresno State (D) W 89-72

WOODEN CLASSIC (Honda Center, Anaheim, Calif.)
 D.8 vs. Saint Mary's (D) (Ch. 4 SD, HDNET) L 64-69
FIESTA BOWL CLASSIC (McKale Center, Tucson, Ariz.)
 D.22 at (19/19) Arizona (D) (FSN Arizona/West) L 58-74

2008-09 (3-1)
GREAT ALASKA SHOOTOUT (Sullivan Arena, Anchorage, Alaska)
 N.27 vs. Western Carolina (QF) (:11.2) (KCFE-Alaska) W 59-58
 N.28 vs. Seattle (SF) (KCFE-Alaska) W 75-56
 N.29 vs. Hampton (CH) (KCFE-Alaska) W 76-47

WOODEN CLASSIC (Honda Center, Anaheim, Calif.)
 D.13 vs. Saint Mary's (D) (HDNET, 4SD) L 64-67

2009-10 (3-1)
WEST COAST CLASSIC (Campus Sites)
 N.19 Santa Clara W 86-53
 N.23 at Fresno State W 62-58
 N.25 at Pacific L 63-71
 N.28 Northern Arizona W 89-48

2010-11 (5-0)
LAS VEGAS HOLIDAY HOOPS CLASSIC (South Point Arena; Las Vegas, Nev.)
 D.21 7/7 vs. San Francisco W 62-56
 D.22 7/7 vs. IUPUI W 56-54

O'REILLY AUTO PARTS CBE CLASSIC (Oxford, Ohio)
 N.20 25/- vs. Green Bay W 79-70
 N.21 25/- vs. IUPUI W 61-46
 N.22 18/22 at Miami (Ohio) W 77-56

2011-12 (3-0)
BASKETBALL TRAVELERS CLASSIC (Viejas Arena; San Diego, Calif.)
 N.11 Bryant W 75-63
 N.12 Southern Utah W 70-37
 N.13 UC Davis (D) W 89-74

2012-13 (3-2)
NORTHRUP GRUMMAN BATTLE ON THE MIDWAY (USS Midway, San Diego, Calif.)
 N.11 vs. (9/9) Syracuse (D) (FSSD) L 49-62

WOODEN LEGACY (Honda Center; Anaheim, Calif.)
 D.1 vs. (-/24) UCLA (ESPN) W 78-69

HAWAIIAN AIRLINES DIAMOND HEAD CLASSIC (Stan Sheriff Center; Honolulu, Hawaii) (2nd of 8)
 D.22 18/15 vs. San Francisco (D) (ESPN) W 80-58
 D.23 18/15 vs. Indiana State (D) (ESPN) W 62-55
 D.25 17/16 vs. (3/3) Arizona (ESPN2) L 67-68

2013-14 (3-0/Champions)
DIRECTV WOODEN LEGACY (Titan Gym; Fullerton, Calif. | Honda Center; Anaheim, Calif.)
 N.28 vs. College of Charleston (ESPN) W 72-52
 N.29 vs. (20/18) Creighton (ESPN2) W 86-80
 D.1 vs. (25/-) Marquette (ESPN2) W 67-59

2014-15 (2-1/2nd of 8)
EA SPORTS MAUI INVITATIONAL (Lahaina Civic Center; Lahaina, Hawaii)
 N.24 15/15 vs. Brigham Young (ESPN2) 2ot-W 92-87
 N.25 15/15 vs. Pittsburgh (ESPN) W 74-57
 N.26 15/15 vs. (3/4) Arizona (ESPN) L 59-61

2015-16 (1-1/2nd of 4)
CONTINENTAL TIRE LAS VEGAS INVITATIONAL (Orleans Arena; Las Vegas, Nev.)
 N.26 vs. (14/13) California (FS1) W 72-58
 N.27 vs. (-/22) West Virginia (FS1) L 50-72

2016-17 (3-0/Champion)
HAWAIIAN AIRLINES DIAMOND HEAD CLASSIC (Sheriff Center; Honolulu, Hawaii)
 D.22 vs. Southern Miss (D) (ESPN2) W 66-51
 D.23 vs. Tulsa (D) (ESPN2) W 87-63
 D.25 vs. San Francisco (D) (ESPN2) W 62-48

2017-18 (2-1/2nd of 8)
WOODEN LEGACY (Titan Gym; Fullerton, Calif.)
 N.23 vs. Sacramento State (ESPN) W 89-52
 N.24 vs. Georgia (D) (ESPN2) W 75-68
 N.26 vs. Washington State (ESPN2) L 86-93

2018-19 (1-2/6th of 8)
MAUI JIM MAUI INVITATIONAL (Lahaina Civic Center; Lahaina, Hawaii)
 N.19 vs. (1/1) Duke (D) (ESPN2) L 64-90
 N.20 vs. Xavier (D) (ESPN2) W 79-74
 N.21 vs. Iowa State (D) (ESPN2) L 57-87

2019-20 (3-0/1st of 4)
CONTINENTAL TIRE LAS VEGAS INVITATIONAL (Orleans Arena; Las Vegas, Nev.)
 N.28 vs. Creighton (FS1) W 83-52
 N.29 vs. Iowa (FS1) W 83-73

BASKETBALL HALL OF FAME CLASSIC (Staples Center, Los Angeles, Calif.)
 D.21 20/20 vs. Utah (Pac-12 Network) W 80-52

INTRODUCTION

COACHES & STAFF

PLAYERS

2019-20 REVIEW

RECORDS

HISTORY

UNIVERSITY

AZTEC BASKETBALL MEDIA GUIDE

All-Time Series



MOUNTAIN WEST-RECORD 12-TIME CONFERENCE CHAMPIONS

J.18.46	San Diego (AG)	W	48-29
J.19.46	San Diego (AG)	W	57-33
F.8.46	Fresno	W	38-33
F.9.46	Fresno	W	52-40
J.10.47	*Fresno	W	51-29
F.14.47	*San Diego (AG)	W	45-31
F.15.47	*San Diego (AG)	L	35-37
F.6.48	*San Diego (AG)	W	43-38
F.7.48	*San Diego (AG)	W	57-47
F.27.48	*Fresno	L	64-70
J.14.49	*Fresno	W	63-54
E.25.49	*San Diego (AG)	W	71-51
F.18.50	*Fresno	L	55-61
E.25.50	*San Diego (AG)	W	84-65
J.13.51	*San Diego (AG)	W	69-52
J.27.51	*Fresno	W	54-49
J.12.53	*San Diego (AG)	W	71-56
M.2.53	*Fresno	W	82-79
J.9.54	*San Diego (AG)	W	66-51
J.30.54	*Fresno	W	78-67
J.29.55	*Fresno	W	73-56
F.11.55	*San Diego (AG)	W	82-64
J.27.56	Fresno	W	96-88
J.28.56	Fresno	L	86-88
F.8.57	*San Diego (AG)	L	78-83
E.9.57	*San Diego (AG)	L	55-71
J.10.58	*San Diego (AG)	ot-W	73-71
J.31.58	*Fresno	L	65-93
M.4.58	^N-Los Angeles	ot-L	73-76
J.30.59	*Fresno	L	59-73
F.20.59	*San Diego (AG)	W	74-69
J.23.60	*San Diego (AG)	L	57-61
J.29.60	*Fresno	L	62-80
J.14.61	*Fresno	L	53-54
F.18.61	*San Diego (AG)	L	60-64
J.13.62	*San Diego (PG)	L	65-77
F.17.62	*Fresno	L	69-73
J.11.63	*San Diego (PG)	ot-W	65-60
F.15.63	*Fresno	L	56-64
J.11.64	*Fresno	L	63-74
F.15.64	*San Diego (PG)	L	61-68
J.16.65	*San Diego (PG)	W	69-67
E.20.65	*Fresno	L	72-90
J.14.66	*Fresno	L	49-86
F.18.66	*San Diego (PG)	W	69-66
J.14.67	*San Diego (PG)	W	84-63
F.18.67	*Fresno	L	62-76
J.12.68	*Fresno	W	71-60
F.16.68	*San Diego (PG)	W	86-70
J.11.69	San Diego (PG)	L	78-91
F.15.69	Fresno	L	69-87
J.30.70	*San Diego (PG)	L	86-88
F.13.70	*Fresno	L	91-100
J.30.71	*Fresno	L	96-97
F.13.71	*San Diego (PG)	W	106-95
F.4.72	*San Diego (SA)	W	73-72
M.4.72	*Fresno	W	90-80
J.13.73	*Fresno	W	79-71
M.3.73	*San Diego (SA)	W	76-75
J.19.74	*San Diego (PG)	W	57-56
F.16.74	*Fresno	W	80-78
J.30.75	*San Diego (PG)	W	73-60
M.2.75	*Fresno (d)	L	64-68
J.31.76	*San Diego (PG)	W	103-84
F.26.76	*Fresno	L	82-87
J.27.77	*Fresno	L	61-77
F.19.77	*San Diego (PG)	W	80-58
M.2.77	^San Diego (PG) (1R)	W	51-41
J.21.78	*Fresno	L	49-59
F.16.78	*San Diego (SA)	W	45-41
D.28.85	San Diego (SA) (HB)	L	49-61
J.30.93	*San Diego (PG) (d)	L	67-72
F.6.93	*Fresno	L	70-78
J.27.94	*Fresno	L	59-76
E.3.94	*San Diego (PG)	L	79-93
J.21.95	*San Diego (PG)	L	65-69
F.11.95	*Fresno	L	58-66
M.8.95	^N-Albuquerque (1R)	W	71-57
J.18.96	*Fresno	L	67-79
F.8.96	*San Diego (SA)	ot-L	89-99
J.30.97	*Fresno	L	71-87
M.1.97	*San Diego (SA) (d)	L	92-103
J.31.98	*San Diego (CA)	L	94-97
F.26.98	*Fresno	L	70-86
M.5.98	^N-Las Vegas (QF)	L	57-92
J.28.99	*Fresno	L	80-101
F.25.99	*San Diego (CA)	L	84-95

N.27.00	Fresno	L	62-70
D.8.01	21 San Diego (CA)	W	93-78
N.11.07	Fresno (d) (WV)	W	89-72
N.22.08	San Diego (CA) (d)	W	80-56
N.23.09	Fresno (WV)	W	62-58
J.9.13	16 *Fresno	W	65-62
F.9.13	*San Diego (VA) (d)	W	75-53
J.15.14	10 *San Diego (VA)	W	68-60
M.1.14	13 *Fresno	W	82-67
J.3.15	*Fresno	L	57-59
J.27.15	*San Diego (VA)	W	58-47
J.19.16	*San Diego (VA)	ot-W	73-67
F.10.16	*Fresno	L	57-58
M.12.16	^N-Las Vegas (CH) (d)	L	63-68
F.4.17	*Fresno (d)	W	70-67
F.22.17	*San Diego (VA)	L	55-63
J.17.18	*San Diego (VA)	L	73-77
F.6.18	*Fresno	L	61-79
M.8.18	^N-Las Vegas (QF) (d)	W	64-52
J.22.19	*Fresno	L	62-66
M.6.19	*San Diego (VA)	L	74-76
J.1.20	13 *San Diego (VA) (d)	W	61-52
J.14.20	7 *Fresno	W	64-55

George Washington
Series: George Washington leads, 1-0
Home: 0-0, Away: 0-0, Neutral: 0-1
Date SD GW Location Score
M.29.16 ~N-New York City (SF) L 46-65

Georgetown
Series: Georgetown leads, 1-0
Home: 0-0, Away: 0-1, Neutral: 0-0
Date SD GT Location Score
D.5.81 20 Washington, D.C. (d) L 53-71

Georgia
Series: San Diego State leads, 1-0
Home: 0-0, Away: 0-0, Neutral: 1-0
Date SD GA Location Score
N.24.17 N-Fullerton (WL) (SF) (d) W 75-68

Georgia Tech
Series: San Diego State leads, 1-0
Home: 1-0, Away: 0-0, Neutral: 0-0
Date SD GT Location Score
M.23.16 ~San Diego (QF) (VA) W 72-56

Gonzaga
Series: tied, 2-2
Home: 1-0, Away: 1-1, Neutral: 0-1
Date SD GC Location Score
D.19.59 N-Portland (TR) L 69-72
N.16.10 25 11 Spokane (CB) W 79-76
N.14.16 14 Spokane L 48-69
D.21.17 12 San Diego W 72-70

Grand Canyon
Series: Grand Canyon leads, 3-1
Home: 1-2, Away: 0-1, Neutral: 0-0
Date SD GC Location Score
F.23.80 San Diego (SA) L 68-86
D.18.15 San Diego (VA) L 45-52
D.7.16 Phoenix L 72-76
N.13.19 San Diego (VA) W 86-61

Green Bay
Series: San Diego State leads, 1-0
Home: 0-0, Away: 0-0, Neutral: 1-0
Date SD GB Location Score
N.20.10 25 N-Oxford (CB) W 79-70

Hampton
Series: San Diego State leads, 1-0
Home: 0-0, Away: 0-0, Neutral: 1-0
Date SD HA Location Score
N.29.08 N-Anchorage (GA) (CH) W 76-47

Hardin-Simmons
Series: San Diego State leads, 2-0
Home: 2-0, Away: 0-0, Neutral: 0-0
Date SD HS Location Score
D.4.72 San Diego (SA) W 70-67
D.20.88 San Diego (SA) (MD) W 88-59

Harvard
Series: San Diego State leads, 1-0
Home: 0-0, Away: 0-0, Neutral: 1-0
Date SD H Location Score
D.28.74 ^N-Tulsa (OR) W 69-53

Hawai'i
Series: Hawai'i leads, 27-19
Home: 13-10, Away: 6-17, Neutral: 0-0
Date SD UH Location Score
F.4.71 San Diego (PG) W 107-95
F.25.72 17 Honolulu L 75-94
F.26.72 17 Honolulu L 83-91
J.8.80 *San Diego (SA) ot-L 76-78
F.9.80 *Honolulu L 69-79
F.24.81 *San Diego (SA) W 90-77
F.28.81 *Honolulu W 80-65
J.9.82 *Honolulu L 63-70
F.13.82 *San Diego (SA) W 79-60
J.22.83 *Honolulu L 75-98
F.19.83 *San Diego (SA) W 74-71
J.28.84 *San Diego (SA) (d) W 73-68
F.25.84 *Honolulu L 55-57
J.24.85 *Honolulu W 70-66
F.21.85 *San Diego (SA) L 68-69
J.23.86 *Honolulu L 80-83
F.15.86 *San Diego (SA) (d) W 80-70
J.26.87 *Honolulu L 67-76
F.21.87 *San Diego (SA) W 92-89
M.3.87 ^San Diego (SA) (1R) W 93-90
F.1.88 *Honolulu W 59-58
E.25.88 *San Diego (SA) W 74-71
J.26.89 *Honolulu L 62-65
F.16.89 *San Diego (SA) L 60-73
J.25.90 *Honolulu L 63-75
M.1.90 *San Diego (SA) L 61-74
F.21.91 *San Diego (SA) ot-L 79-84
M.2.91 *Honolulu L 58-65
F.15.92 *San Diego (SA) (d) L 58-66
M.6.92 *Honolulu L 54-69
J.3.93 *Honolulu L 67-81
M.6.93 *San Diego (PG) (d) L 58-72
J.3.94 *San Diego (PG) L 73-78
M.5.94 *Honolulu W 84-74
J.28.95 *Honolulu L 62-91
F.4.95 *San Diego (PG) L 58-65
J.28.96 *Honolulu L 79-88
F.9.96 *San Diego (SA) W 103-94
J.25.97 *San Diego (SA) L 63-85
F.19.97 *Honolulu L 62-74
J.10.98 21 *San Diego (CA) (d) W 81-72
F.4.98 *Honolulu W 76-67
J.23.99 *Honolulu L 67-87
F.20.99 *San Diego (CA) W 78-72
D.14.01 Honolulu W 61-58
D.14.02 San Diego (CA) W 60-49

High Point
Series: San Diego State leads, 1-0
Home: 1-0, Away: 0-0, Neutral: 0-0
Date SD HP Location Score
J.2.00 San Diego (CA) (d) W 74-63

Houston
Series: San Diego State leads, 2-1
Home: 1-0, Away: 1-0, Neutral: 0-1
Date SD UH Location Score
J.29.02 San Diego (CA) W 78-66
D.21.02 Houston (d) W 71-61
M.15.18 21 +N-Wichita (1R) L 65-67

Howard
Series: San Diego State leads, 1-0
Home: 1-0, Away: 0-0, Neutral: 0-0
Date SD HU Location Score
D.21.82 San Diego (PG) W 89-61

IPFW
Series: San Diego State leads, 3-0
Home: 3-0, Away: 0-0, Neutral: 0-0
Date SD FW Location Score
J.2.02 San Diego (CA) W 90-72
D.30.02 San Diego (CA) W 74-58
M.16.16 ~San Diego (1R) (VA) W 79-55

IUPUI
Series: San Diego State leads, 2-0
Home: 0-0, Away: 0-0, Neutral: 2-0
Date SD IP Location Score
N.21.10 25 N-Oxford (CB) W 61-46
D.22.10 7 N-Las Vegas (LH) W 56-54

Idaho State
Series: San Diego State leads, 3-2
Home: 3-0, Away: 0-2, Neutral: 0-0
Date SD IS Location Score
D.5.74 San Diego (PG) W 76-67
D.1.75 Pocatello L 65-73
N.28.78 San Diego (SA) W 104-83
D.6.79 Pocatello L 87-99
D.4.80 San Diego (PG) W 96-80

Illinois
Series: Illinois leads, 1-0
Home: 0-0, Away: 0-0, Neutral: 0-1
Date SD UI Location Score
M.15.02 13 +N-Chicago (1R) L 64-93

Illinois-Chicago
Series: Illinois-Chicago leads, 1-0
Home: 0-0, Away: 0-0, Neutral: 0-1
Date SD IC Location Score
N.19.05 N-Fairbanks (TW) (SF) L 63-66

Illinois State
Series: San Diego State leads, 3-2
Home: 2-0, Away: 1-1, Neutral: 0-1
Date SD IS Location Score
M.15.67 ^N-Evansville, Ind. (QF) (d) 3ot-L 76-77
D.23.72 Normal L 82-99
D.29.73 San Diego (PG) W 97-88
N.13.15 San Diego (VA) W 71-60
D.1.18 Normal (MM) (d) W 66-57

Indiana
Series: Indiana leads, 1-0
Home: 0-0, Away: 0-0, Neutral: 0-1
Date SD IU Location Score
M.16.06 +N-Salt Lake City (1R) L 83-87

Indiana State
Series: Indiana State leads, 3-1
Home: 0-1, Away: 0-1, Neutral: 1-1
Date SD IS Location Score
D.28.50 N-Malibu (PI) L 57-65
D.30.50 San Diego (AG) L 48-53
D.18.67 Terre Haute L 69-84
D.23.12 18 N-Honolulu (DH) (SF) (d) W 62-55

Iowa
Series: San Diego State leads, 1-0
Home: 0-0, Away: 0-0, Neutral: 1-0
Date SD UI Location Score
N.29.19 N-Las Vegas (LV) (CH) W 83-73

Iowa State
Series: Iowa State leads, 4-2
Home: 2-1, Away: 0-2, Neutral: 0-1
Date SD IS Location Score
D.22.62 San Diego (PG) (BF) L 59-72
D.14.63 Ames L 56-93
J.8.76 San Diego (PG) W 92-78
J.3.04 San Diego (CA) W 86-76
D.28.04 Ames L 59-69
N.21.18 N-Maui (MI) (SP) (d) L 57-87

Jackson State
Series: San Diego State leads, 1-0
Home: 1-0, Away: 0-0, Neutral: 0-0
Date SD JS Location Score
N.27.18 San Diego (VA) W 87-44

James Madison
Series: James Madison leads, 1-0
Home: 0-0, Away: 0-0, Neutral: 0-1
Date SD JM Location Score
N.25.89 N-Maui (MC-C/SF) (d) L 53-56

All-Time Series



MOUNTAIN WEST-RECORD 12-TIME CONFERENCE CHAMPIONS

Table with 4 columns: Date, Location, Score, Result. Rows include El Paso, San Diego (PG), and El Paso.

Texas Southern

Series: San Diego State leads, 4-0
Home: 3-0, Away: 0-0, Neutral: 1-0

Table with 4 columns: Date, SD TS Location, Score. Rows include N-Austin (TX) and San Diego (VA).

Texas State

(formerly Southwest Texas)
Series: San Diego State leads, 2-1
Home: 1-0, Away: 0-1, Neutral: 1-0

Table with 4 columns: Date, SD TS Location, Score. Rows include N-Birmingham, Ala. (AB) and San Marcos.

Texas Tech

Series: Texas Tech leads, 6-2
Home: 2-1, Away: 0-5, Neutral: 0-0

Table with 4 columns: Date, SD TT Location, Score. Rows include Lubbock (so) and Lubbock (RR-CM).

Toledo

Series: Toledo leads, 2-1
Home: 1-0, Away: 0-2, Neutral: 0-0

Table with 4 columns: Date, SD TO Location, Score. Rows include Toledo.

Troy

(formerly Troy State)
Series: Troy leads, 1-0
Home: 0-1, Away: 0-0, Neutral: 0-0

Table with 4 columns: Date, SD TR Location, Score. Row includes San Diego (CA).

Tulsa

Series: Tulsa leads, 6-2
Home: 0-1, Away: 1-4, Neutral: 1-1

Table with 4 columns: Date, SD TU Location, Score. Rows include Tulsa (FT) and N-Tempe (KK).

UC Davis

Series: San Diego State leads, 3-0
Home: 3-0, Away: 0-0, Neutral: 0-0

Table with 4 columns: Date, SD D Location, Score. Rows include San Diego.

UC Irvine

Series: San Diego State leads, 10-7
Home: 6-3, Away: 4-4, Neutral: 0-0

Table with 4 columns: Date, SD I Location, Score. Rows include San Diego (SR) and Irvine.

Table with 4 columns: Date, Location, Score, Result. Rows include Irvine (UC) and San Diego (SA).

UCLA

Series: UCLA leads, 16-6
Home: 5-5, Away: 0-10, Neutral: 1-1

Table with 4 columns: Date, SD LA Location, Score. Rows include Los Angeles.

UC Riverside

Series: San Diego State leads, 11-0
Home: 11-0, Away: 0-0, Neutral: 0-0

Table with 4 columns: Date, SD UC Location, Score. Rows include San Diego.

UC San Diego

Series: San Diego State leads, 11-0
Home: 11-0, Away: 0-0, Neutral: 0-0

Table with 4 columns: Date, SD UC Location, Score. Rows include H-Sports Arena (AI) and H-Peterson Gym.

UC Santa Barbara

Series: San Diego State leads, 59-34
Home: 34-14, Away: 24-20, Neutral: 1-0

Table with 4 columns: Date, SD SB Location, Score. Rows include San Diego.

Table with 4 columns: Date, Location, Score, Result. Rows include Santa Barbara and San Diego.

Utah

Series: Utah leads, 54-20
Home: 13-19, Away: 4-30, Neutral: 3-5

Table with 4 columns: Date, SD U Location, Score. Rows include Salt Lake City (UT) and Salt Lake City.

INTRODUCTION

COACHES & STAFF

PLAYERS

2019-20 REVIEW

RECORDS

HISTORY

UNIVERSITY

AZTEC BASKETBALL MEDIA GUIDE

Series Superlatives



MOUNTAIN WEST-RECORD 12-TIME CONFERENCE CHAMPIONS

Longest Active Winning Streaks

Rank	Opponent	No.	First	Last
1.	La Verne	13	Feb. 20, 1932	Feb. 26, 1938
2.	UC Riverside	11	March 3, 1967	Dec. 22, 2014
	UC San Diego	11	Dec. 5, 1969	Nov. 14, 2009
4.	Utah State	10	Jan. 25, 2014	Dec. 30, 2017
	Occidental	10	Feb. 16, 1946	Dec. 31, 2010
	Chico State	10	Dec. 7, 1937	Dec. 12, 1956

Longest Active Losing Streaks

Rank	Opponent	No.	First	Last
1.	Washington State	6	Dec. 2, 1974	Nov. 26, 2017
2.	Tulsa	5	Dec. 21, 1970	Feb. 19, 1998
3.	Arizona State	4	Nov. 18, 2008	Nov. 14, 2017
	Arizona	4	Dec. 25, 2012	Nov. 26, 2014
	Texas Tech	4	Nov. 17, 2001	Dec. 13, 2004
5	Stanford	4	Jan. 6, 1941	Dec. 16, 1997
	Bradley	4	Dec. 20, 1947	Dec. 20, 1967

Longest All-Time Win Streaks

Rank	Opponent	No.	First	Broken
1.	Whittier	15	Jan. 20, 1961	Jan. 31, 1969
2.	La Verne	13	Feb. 20, 1932	Active
	UC Santa Barbara	13	Feb. 9, 1934	Feb. 17, 1940
4.	UC Riverside	11	March 3, 1967	Active
	UC San Diego	11	Dec. 5, 1969	Active
	UNLV	11	Jan. 18, 2014	Jan. 27, 2018
7.	Utah State	10	Jan. 25, 2014	Active
	Occidental	10	Feb. 16, 1946	Active
	Chico State	10	Dec. 7, 1937	Active
	Cal State Fullerton	10	Jan. 18, 1964	Jan. 4, 1969
	Chapman	10	Dec. 16, 1938	Jan. 7, 1961
	Fresno State	10	Feb. 25, 1950	Jan. 28, 1956
	Long Beach State	10	Dec. 19, 1953	Feb. 12, 1960
	Redlands	10	Feb. 12, 1938	Jan. 2, 1960

Longest All-Time Losing Streaks

Rank	Opponent	No.	First	Broken
1.	Utah	14	Feb. 12, 1994	Jan. 18, 2003
2.	Pepperdine	13	Jan. 16, 1943	Jan. 3, 1947
	UC Santa Barbara	13	Jan. 16, 1960	Jan. 13, 1972
4.	Colorado State	12	Feb. 2, 1989	March 4, 1995
5.	Brigham Young	11	Jan. 6, 1990	Feb. 18, 1995
	Hawai'i	11	Jan. 26, 1989	March 5, 1994
	Texas-El Paso	11	Feb. 27, 1986	Jan. 19, 1991
8.	Fresno State	10	Jan. 18, 1996	Dec. 8, 2001
	Long Beach State	10	Jan. 9, 1970	Feb. 1, 1975
	New Mexico	10	Feb. 25, 1995	Feb. 2, 2002
	UNLV	10	March 14, 1985	Feb. 24, 2001

Most Series Meetings


Rank	Opponent	No.	Record	Last Meeting
1.	Fresno State	118	62-56	March 6, 2019
2.	UC Santa Barbara	93	59-34	Dec. 6, 2013
3.	New Mexico	88	40-48	Feb. 5, 2019
4.	Colorado State	84	43-41	Feb. 12, 2019
5.	Wyoming	83	42-41	Jan. 8, 2019
6.	Air Force	81	57-24	Jan. 30, 2019
7.	Whittier	80	49-31	Jan. 31, 1969
8.	San José State	75	40-35	March 2, 2019
9.	Utah	73	19-54	Nov. 16, 2015
	Brigham Young	73	25-48	Dec. 22, 2018

Most Frequent Overtime Opponents

Rank	Opponent	No.	Record	Meetings	OT	2OT	3OT
1.	Wyoming	9	5-4	79	4-4	1-0	0-0
2.	UNLV	6	2-4	67	2-4	0-0	0-0
	Brigham Young	6	3-3	72	2-3	1-0	0-0
4.	Fresno State	5	3-2	111	3-2	0-0	0-0
	New Mexico	5	3-2	82	3-2	0-0	0-0
6.	Colorado State	4	1-3	78	1-2	0-1	0-0
	San Diego	4	3-1	47	3-0	0-1	0-0
	Air Force	4	2-2	75	1-1	1-0	0-1
	UC Santa Barbara	4	2-2	93	2-1	0-0	0-1
10.	Long Beach State	3	3-0	60	3-0	0-0	0-0
	Cal State Fullerton	3	1-2	31	0-2	1-0	0-0
	Texas-El Paso	3	1-2	45	1-2	0-0	0-0

No Overtime Meetings

Rank	Opponent	No.	Record
1.	Cal Poly	51	35-16
2.	Redlands	38	25-13
3.	Alumni	33	26-7
4.	Arizona	31	7-24
5.	Arizona State	28	10-18
7.	Chapman	24	19-5
8.	Cal Poly Pomona	21	15-6
9.	Boise State	19	12-7
10.	Alliant International	17	14-3
	UC Irvine	17	10-7



Al Skalecky (1966-68), a 2003 Aztec Hall of Fame inductee, was the first and is now one of two players in program history to score 1,000 points and grab 1,000 rebounds in his career.

INTRODUCTION

COACHES & STAFF

PLAYERS

2019-20 REVIEW

RECORDS

HISTORY

UNIVERSITY

AZTEC BASKETBALL MEDIA GUIDE

Jersey Numbers



MOUNTAIN WEST-RECORD 12-TIME CONFERENCE CHAMPIONS

00	
Leonard Allen	1982-83-84-85
Brett Hoerner	2006-07

0	
Jim Roban	2001
Tommy Johnson	2002-03-04-05
Alec Williams	2010-11-12
Skylar Spencer	2013-14-15-16
Devin Watson	2018-19
Keshad Johnson	2020

1	
Deandre Moore	2001-02-03
Brandon Heath	2004-05-06-07

2	
Wesley Stokes	2004
Jer'Vaughn Johnson	2007-08
Tim Island	2009
Xavier Thames	2012-13-14
Kevin Zabo	2015
Adam Seiko	2019-20

3	
Shawn Bell	1989
Shawn Jamison	1990
Robert Ringo	1992-93
Marc Carter	1994-95
Jason Richey	1997-98
Jim Roban	2000
Chris Walton	2001-02-04-05
Richie Williams	2006-07-08-09
Tyrone Shelley	2010
LaBradford Franklin	2011-12-13
Angelo Chol	2015-16
Trey Kell	2017-18
Aguek Arop	2019-20

4	
Berry Randle	1995-96
Tony Bland	2002-03
Jerome Habel	2007

Malcolm Thomas	2010-11
Ryan Staten	2013
Dakarai Allen	2014-15-16-17
Michael Sohikish	2018-19
Trey Pulliam	2020

5	
Bob Brady	^1971
Brady Trenkle	1997-99
Bradley Jackson	2000
Al Faux	2001-02
Travis Honour	2003-04-05
Jon Pastorek	2007-08
Brian Carlwell	2010-11
Garrett Green	2012
Dwayne Palee II	2013-14-15
Jalen McDaniel	2018-19
Yanni Wetzell	2020

10	
Joe Lavender	~1971
Pete Geoff	1973
Ray Leary	~1974-75-76
Brian Frishman	1977
Hilton Hale	1978-79
Jimmie Ranson	1980
Mark Smith	1981
Keith Smith	1982-83
Anthony Sands	1984-85
Jonny Scruggs	1986-87
Kevin Honaker	1989-90
Chris McKinney	1991
Virgil Smith	1992
Chad Nelson	1994-95-96-97
Karlo Kovacic	2001-02
Shawn Weinstein	2005
Brandon Martin	2007
Bryan Horton	2009-10
Tim Shelton	2011-12
Aqeel Quinn	2014-15
Max (Hoetzel) Montana	2017-18
KJ Feagin	2020



Jeremy Hemsley (2016-19) wore No. 42 throughout his collegiate career. He scored 1,392 points in his career; was the 33rd player in program history to surpass the 1,000-point milestone and ranks eighth all-time on the program's career scoring list.

11	
Joe Lavender	^1971
Ray Leary	^1974-75
Tracy Dildy	1986-87
Bryan Williams	1988-89
Arthur Massey	1990
Ray Barefield	1991-92-93
Brady Trenkle	1995
Raymond King	1996
Jasko Vismijic	1998
David Abramowitz	1999-00-01
Steve Sir	2003-04
Tyler Smith	2005
James Rahon	2011-12-13
D'Erryl Williams	2014-15-16-17
Matt Mitchell	2018-19-20

12	
Chris Smith	~1972
Brad McNamara	~1973-74
Raul Conteras	~1975-76
Howard Avery	1979
Kevin Bond	1981-82
Anthony Watson	1983-84-85-86
William Campbell	1987
Jason Hamilton	1993-94
Trent Gardner	1995-96
Will Porter	1997-98
Julien Sarmonte	1999
Andre Torres	2001
James Johnson	2013-14
Trey Kell	2015-16
Emmanuel Wilson	2017
Nolan Narain	2020

13	
Chris Smith	^1972
Raul Contreras	^1975
Winston Shepard	2013-14-15-16
Caleb Giordano	2019-20

14	
Jimmy Harris	~1971-72
Dan Teague	~1973-74
Mike Dodd	1977-78-79
Eddie Morris	1980-81-82-83
Norm Baker	1984
Creon Dorsey	1985-86
Frank Williams	1987
Zylan Cheatham	2016-17

15	
James Harris	^1971-72
Dan Teague	^1974
Bart Brandenburg	1992
Jeremy Lewis	1997
David Kaplansky	1998-99
John Sharper	2003-04-05-06
Kyle Spain	2008-09
Kawhi Leonard (jersey retired 2-1-20)	2010-11
Ben Perez	2016

20	
Randy Brown	~1972
Ted Tibbs	~1974
Bob Green	^1975
Josh Lowery	1986-87
Courtie Miller	1990-91-92-93-94
Aaron Brown	1998
Jeffrey Berakoff	1999
Andre Torres	2000
Ben Wardrop	2001
Trimaque Davis	2003-04-05-06
Jason Deutchman	2009-10
JJ O'Brien	2013-14-15
Matt Shrigley	2016-17
Jordan Schakel	2018-19-20

21	
Evan Burns	2003
Matt Thomas	2005-06-07-08-09
Jamaal Franklin	2011-12-13
Malik Pope	2015-16-17-18
Jared Barnett	2020

22	
Chris Marlowe	~1971
Jeff Pete	~1972
Mike Honz	~1974
Gary Earle	1974-75-76
Jimmie Ranson	1979
Mark Smith	1980
Chris Manker	2003
Chase Tapley	2010-11-12-13
Josh Davis	2014
Parker U'u	2015-16
Malachi Flynn	2020

23	
Chris Marlowe	^1971
Jeff Pete	^1972
Mike Honz	^1974
Rodney Hawkins	1987-88
Arthur Massey	1991
Berry Randle	1993-94
Matt Watts	1998-99
Randy Holcomb	2001-02
D.J. Gay	2008-09-10-11
DeShawn Stephens	2012-13
Kibret Woldemichael	2014-15
Montaque Gill-Caesar	2017
Ed Chang	2019

24	
James Wilkins	~1971-72
Mark Delsman	~1974-75-76-77
Tony Gwynn	1978-79-80-81
Dana Jackson	1989
Tim McGrath	2006
Tim Shelton	2008-09-10
Ryan Staten	2012-14-15
Nolan Narain	2017-18-19

25	
Nelson Stewart	1990-91-92
Jacobi Thompson	1997
Walter Small	1999-00
Bryce Smith	2009



Aerick Sanders (2001-04) wore No. 34 as an Aztec and in 2003-04 led the team in scoring (16.1/g), rebounding (9.8/g), field goal percentage (.554/g) and blocked shots (1.2/g).

Jersey Numbers



MOUNTAIN WEST-RECORD 12-TIME CONFERENCE CHAMPIONS



Tony Gwynn (1978-81) wore No. 24 throughout his Aztec basketball career. He set the program record for career assists (590), which still stands today. In addition, the Aztec Hall of Famer (class of 1989), set a then NCAA single-game record with 18 assists against UNLV on Feb. 5, 1980.

Norbeh Ebrahimian 2012-13

30

Russ Northcutt	~1971
Bob Gottschalk	~1972
Jeff Lipscomb	^1973
Vince Carson	~1975
Paul DeBolt	1976
Jerry Brown	1977-79-80
Kevin Gilbert	1981
David Ward	1982-83
Andre Ross	1984-85
Ty Walker	1988
Matt Amrose	1994
Robert Archie	1997
Mike Mackell	2002
Chris Lamb	2006-07-08

31

Russ Northcutt	^1971
Bob Gottschalk	^1972
Vince Bean	^1974
Vince Carson	^1975
Kent Bryant	1987
Neal Pollard	1992
Paul Jarrett	1996
Eric Rohwer	2000
Andre Torres	2002-03
Jared Ines	2005
Lorenzo Wade	2007-08-09
Montaque Gill-Caesar	2018
Nathan Mensah	2019-20

32

Sid Smith	^1971
Steve Leech	^1972
Steve Copp	^1974-75
Zack Jones	1981-82
Steffond Johnson	1986
J.T. Debs	1987
Caldin Rogers	1988
Eric White	1989-90
John Molle	1992

Dean Taylor	1993
Carlus Groves	1994
Brian Reinhardt	1996-97
Myron Epps	1999-00-01
Ben Wardrop	2002-03
David Velasquez	2007
Billy White	2008-09-10-11
Aaron Douglas	2013
Desmond Maxwell	2014

33

Sid Smith	^1971
Steve Leech	^1972
Steve Copp	^1973-74-75-76
Steffond Johnson	1986
J.T. Debs	1987
Caldin Rogers	1988
Eric White	1989-90
John Molle	1992
Dean Taylor	1993
Carlus Groves	1994
Brian Reinhardt	1996-97
Myron Epps	1999-00-01
Chris Manker	2004-05
Kyle Spain	2006-07
Ben Kneller	2010
Jeremy Castleberry	2012-13
Niksha Federico	2014-15-16

34

Von Jacobsen	~1971
Dave Riley	~1974
Kim Goetz	1978-79
Joe Mendoza	1980-81
Ira Harge	1984-85
Jeff Bobin	1986
Gary Kline	1987
Terrence Hamilton	1991-92-93-94
Leon Carter	1995-96
Armiri Johnson	1997
Vince Okotie	1999-00
Aerick Sanders	2001-02-03-04
Mohamed Abukar	2006-07

35

Dave Riley	~1974
Jeff Welshans	~1975
Marty Daw	1990-91
Derric Croft	1994
Joel Mensah	2019-20

40

Tom Egerer	~1971
Larry Jones	~1972-73
Gary Earle	~1974
Bob Kovach	1975-76
Michael Gay	1978-80-81
Alvin Attles	1984
Rodney Hawkins	1986
Juan Espinoza	1987-88
Joe McNaull	1991-92-93
Ron Martin	1995
Fred Ross	1998
Markee White	2002
Kelvin Davis	2008-09-10
Aaron Douglas	2012
Matt Shrigley	2014-15

41

Tom Egerer	^1971
Larry Jones	^1972
Gary Earle	^1974
Bob Kovach	^1975

42

Ray Samuelson	~1971
Jerry Tassielli	~1972
John Service	~1973
Willie Stanley	~1974-75
Jerry Brown	1976
Presnell Gilbert	1977-78-79
Paul McKinney	1980
John Garwood	1981-82
Michael Kennedy	1984-85
Sam Johnson	1988-89
Keith Balzer	1991-92-93
Ron Martin	1996

Marcelo Carrea	1997-98-99-00-01
Marcus Slaughter	2004-05-06
Mehdi Cheriet	2009-11
Jeremy Hemsley	2016-17-18-19

43

Ray Samuelson	^1971
Jerry Tassielli	^1972
Willie Stanley	1974-75
Alex Sund	1989
Kareem Anderson	1996
Ryan Amoroso	2008-09

44

Jeff Pete	~1971
Chris Marlowe	~1972-73
John Anderson	~1973-74
Willie Stanley	~1975-76-77
Rock Lee	1978
Ken Blackman	1979-80
Michael Cage	1981-82-83-84

45


Jeff Pete	^1971-72
Chris Marlowe	^1972
John Anderson	^1974
Will Connelly	^1975-76-77
Mark Pollard	1988-91-92
Stephen Clark	1997-98
Valentine Izundu	2017
Kameron Rooks	2018

50

Steve Leech	~1971
Chris McMurray	~1972-73
Joel Kramer	~1974-76-77-78
Chris Holden	~1979-80-81-82
Gerald Murray	1984-85-87
Tye Fields	1997
Mohamed Camara	2005-06

51

Steve Leech	^1971
Chris McMurray	^1972



Steve Copp (1973-76) completed his collegiate career as San Diego State's third-leading scorer (1,352 pts.). He was the PCAA Player of the Year in 1976 & the only player in program history to earn Academic All-America status.

Joel Kramer ^1974

52

Gary Schneider	~1971
Willie Stanley	~1972
Jerry Brucks	1973
Mike Dodd	1976
Brett Davis	1977
Brett Barnett	1978
Drew Head	1980-81
John Martens	1983-84-85-86
Mitch McMullen	1988-89
Roy Kruswyk	1997-98
Joe Mann	1999-00

53

Gary Schneider	^1971
Willie Stanley	^1972
Craig Knudsen	^1975
Chris Davis	1992-94-95
Darius Rutledge	1996

54

Joel Borchert	~1971
Ken Barstow	~1972-73
Allen Bunting	~1974-75-76
Fred Branch	1977-78
David Bradley	1981
Steve Kopicki	1983
David Grissom	1984
Jon Baskin	1987
Neal Steiny	1988-89-90-91

55

Joel Borchert	~1971
Ken Barstow	~1972-73
Allen Bunting	~1974-75
Marcus Banks	1992-93
Tye Fields	1996

^ - home jersey number. ~ - road jersey number.

BOLD RED indicates member of the 2020-21 team.

INTRODUCTION

COACHES & STAFF

PLAYERS

2019-20 REVIEW

RECORDS

HISTORY

UNIVERSITY

AZTEC BASKETBALL MEDIA GUIDE

Year-By-Year Summary



MOUNTAIN WEST-RECORD 12-TIME CONFERENCE CHAMPIONS

Year	Conference	All Games			Conference			Regular-Season				Conference Tournament	Postseason Results	Head Coach
		W	L	T	W	L	Place	H	A	N	NC			
1921-22	Southern Calif. JC	14	8		4	1	2nd	10-4	4-4	0-0	10-7		C.E. Peterson	
1922-23	Southern Calif. JC	17	5		6	0	1st	14-3	3-2	0-0	11-5		C.E. Peterson	
1923-24	Southern Calif. JC	7	6		5	1	2nd	5-5	2-1	0-0	2-5		C.E. Peterson	
1924-25	Southern Calif. JC	17	7		3	0	1st	16-4	1-3	0-0	14-7		C.E. Peterson	
1925-26	independent	15	4					11-3	4-1	0-0	15-4		C.E. Peterson	
1926-27	So. Calif. Intercollegiate	9	6		5	6	4th	9-0	0-6	0-0	4-0		Tom McMullen	
1927-28	So. Calif. Intercollegiate	10	8		2	6	6th	7-4	3-4	0-0	8-2		Tom McMullen	
1928-29	So. Calif. Intercollegiate	8	8		3	4	4th	7-3	1-5	0-0	5-4		*McMullen/Gross	
1929-30	So. Calif. Intercollegiate	6	6		2	5	5th	6-3	0-3	0-0	4-1		Morris Gross	
1930-31	So. Calif. Intercollegiate	7	3		4	3	3rd	6-1	1-2	0-0	3-0		Morris Gross	
1931-32	So. Calif. Intercollegiate	13	2	1	5	1	1st	9-1-1	4-1	0-0	8-2-1		Morris Gross	
1932-33	So. Calif. Intercollegiate	5	6		4	3	3rd	5-4	0-2	0-0	1-3		Morris Gross	
1933-34	So. Calif. Intercollegiate	11	5		10	2	1st	6-3	5-2	0-0	1-3		Morris Gross	
1934-35	So. Calif. Intercollegiate	13	7		5	5	4th	9-5	4-2	0-0	8-2		Morris Gross	
1935-36	So. Calif. Intercollegiate	11	5		7	3	2nd	9-3	2-2	0-0	4-2		Morris Gross	
1936-37	So. Calif. Intercollegiate	17	9		9	1	1st	14-3	3-6	0-0	8-8		Morris Gross	
1937-38	So. Calif. Intercollegiate	20	8		5	3	2nd	18-7	2-1	0-0	15-5		Morris Gross	
1938-39	So. Calif. Intercollegiate	24	7		6	2	1st	15-6	5-0	4-1	14-4	NAIB Finalist (4-1)	Morris Gross	
1939-40	Calif. Collegiate Athletic	22	6		3	3	3rd	18-3	0-2	4-1	15-2	NAIB Finalist (4-1)	Morris Gross	
1940-41	Calif. Collegiate Athletic	24	7		8	4	T-1st	15-3	4-4	5-0	11-3	NAIB Champions (5-0)	Morris Gross	
1941-42	Calif. Collegiate Athletic	13	9		8	4	1st	10-6	2-2	1-1	4-4	NAIB 2nd Round (1-1)	Morris Gross	
1942-43	independent	14	9					11-5	3-4	0-0	14-9		DeLauer/Mitchell	
1943-44	independent	6	10					4-7	2-3	0-0	6-10		Alex Alexander	
1944-45	independent	11	16					6-12	5-4	0-0	11-16		Alex Alexander	
1945-46	independent	18	8					14-6	4-3	0-0	18-8		Charlie Smith	
1946-47	Calif. Collegiate Athletic	13	15		5	5	T-2nd	12-7	1-8	0-0	8-10		Charlie Smith	
1947-48	Calif. Collegiate Athletic	14	13		5	5	3rd	11-4	3-9	0-0	9-8		Charlie Smith	
1948-49	Calif. Collegiate Athletic	13	13		6	4	2nd	10-2	3-11	0-0	7-9		George Ziegenfuss	
1949-50	Calif. Collegiate Athletic	14	10		5	5	3rd	12-4	2-6	0-0	9-5		George Ziegenfuss	
1950-51	Calif. Collegiate Athletic	9	19		3	7	5th	6-8	3-10	0-1	6-12		George Ziegenfuss	
1951-52	Calif. Collegiate Athletic	11	12		3	5	4th	9-7	2-5	0-0	8-7		George Ziegenfuss	
1952-53	Calif. Collegiate Athletic	16	12		7	3	2nd	12-4	4-8	0-0	9-9		George Ziegenfuss	
1953-54	Calif. Collegiate Athletic	18	6		8	2	1st	11-2	7-4	0-0	10-3	NAIA 1st Round (0-1)	George Ziegenfuss	
1954-55	Calif. Collegiate Athletic	17	9		5	3	T-2nd	9-2	8-7	0-0	12-6		George Ziegenfuss	
1955-56	independent	23	6		-	-	-	14-0	7-5	2-1	19-5	NAIA 2nd Round (1-1)	George Ziegenfuss	
1956-57	Calif. Collegiate Athletic	17	10		6	2	1st	10-4	5-5	2-1	9-7	D-II Quarterfinalist (2-1)	George Ziegenfuss	
1957-58	Calif. Collegiate Athletic	17	8		9	1	T-1st	10-3	7-4	0-1	8-6		George Ziegenfuss	
1958-59	Calif. Collegiate Athletic	17	8		7	3	2nd	12-2	5-6	0-0	10-5		George Ziegenfuss	
1959-60	Calif. Collegiate Athletic	9	17		2	3	6th	6-7	3-9	0-1	7-9		George Ziegenfuss	
1960-61	Calif. Collegiate Athletic	10	14		3	7	6th	10-6	0-8	0-0	7-7		George Ziegenfuss	
1961-62	Calif. Collegiate Athletic	10	16		5	7	5th	7-7	3-9	0-0	5-9		George Ziegenfuss	
1962-63	Calif. Collegiate Athletic	17	9		8	4	T-2nd	12-2	5-7	0-0	9-5		George Ziegenfuss	
1963-64	Calif. Collegiate Athletic	15	11		6	4	3rd	9-3	6-8	0-0	9-7		George Ziegenfuss	
1964-65	Calif. Collegiate Athletic	14	11		5	5	T-3rd	9-3	5-8	0-0	9-6		George Ziegenfuss	
1965-66	Calif. Collegiate Athletic	14	12		6	4	T-2nd	10-3	4-9	0-0	8-8		George Ziegenfuss	
1966-67	Calif. Collegiate Athletic	24	5		9	1	1st	16-0	8-4	0-1	13-3	D-II Quarterfinalist (2-1)	George Ziegenfuss	
1967-68	Calif. Collegiate Athletic	21	6		11	3	1st	9-2	11-3	1-1	9-2	D-II Reg. Third Place (1-1)	George Ziegenfuss	
1968-69	independent	10	15		-	-	-	5-7	4-8	1-0	10-15		George Ziegenfuss	
1969-70	Pacific Coast Ath. Assoc.	13	13		3	7	5th	8-5	5-8	0-0	10-6		Dick Davis	
1970-71	Pacific Coast Ath. Assoc.	12	14		3	7	5th	10-4	2-10	0-0	9-7		Dick Davis	
1971-72	Pacific Coast Ath. Assoc.	18	10		7	5	3rd	11-2	6-8	1-0	11-5		Dick Davis	
1972-73	Pacific Coast Ath. Assoc.	15	11		7	5	3rd	11-2	4-9	0-0	8-6		Dick Davis	
1973-74	Pacific Coast Ath. Assoc.	7	19		4	8	T-4th	5-6	1-12	1-1	3-11		Dick Davis	
1974-75	Pacific Coast Ath. Assoc.	14	13		6	4	2nd	9-5	4-6	1-2	8-8	NCAA 1st Round (0-1)	Tim Vezie	
1975-76	Pacific Coast Ath. Assoc.	16	13		5	5	T-3rd	10-3	4-9	2-1	9-7	Champion (2-0)	NCAA 1st Round (0-1)	Tim Vezie
1976-77	Pacific Coast Ath. Assoc.	13	15		9	3	T-1st	8-4	4-9	1-2	3-11	First Round (1-1)	Tim Vezie	
1977-78	Pacific Coast Ath. Assoc.	19	9		11	3	T-1st	12-1	6-6	1-2	7-5	Semifinalist (1-1)	Tim Vezie	

INTRODUCTION

COACHES & STAFF

PLAYERS

2019-20 REVIEW

RECORDS

HISTORY

UNIVERSITY

AZTEC BASKETBALL MEDIA GUIDE

Year-By-Year Summary



MOUNTAIN WEST-RECORD 12-TIME CONFERENCE CHAMPIONS

Year	Conference	All Games			Conference			Regular-Season				Conference Tournament	Postseason Results	Head Coach
		W	L	T	W	L	Place	H	A	N	NC			
1978-79	Western Athletic	15	12		4	8	T-5th	13-4	2-8	0-0	0-0			Tim Vezie
1979-80	Western Athletic	6	21		3	11	T-7th	6-11	0-10	0-0	3-10			Smokey Gaines
1980-81	Western Athletic	15	12		8	8	5th	9-5	6-7	0-0	7-4			Smokey Gaines
1981-82	Western Athletic	20	9		11	5	T-2nd	16-2	4-7	0-0	9-4		NIT 1st Round (0-1)	Smokey Gaines
1982-83	Western Athletic	18	10		8	8	T-5th	14-3	4-7	0-0	10-2			Smokey Gaines
1983-84	Western Athletic	15	13		6	10	T-6th	11-5	3-8	1-0	9-3			Smokey Gaines
1984-85	Western Athletic	23	8		11	5	2nd	12-3	8-4	3-1	10-2	Champion (2-0)	NCAA 1st Round (0-1)	Smokey Gaines
1985-86	Western Athletic	10	19		7	9	6th	7-5	1-11	2-3	2-9	Semifinalist (1-1)		Smokey Gaines
1986-87	Western Athletic	5	25		2	14	T-8th	5-12	0-10	0-3	2-10	Quarterfinalist (1-1)		Smokey Gaines
1987-88	Western Athletic	12	17		5	11	7th	9-6	2-8	1-3	7-5	Quarterfinalist (0-1)		Jim Brandenburg
1988-89	Western Athletic	12	17		4	12	9th	11-6	1-10	0-1	8-4	First Round (0-1)		Jim Brandenburg
1989-90	Western Athletic	13	18		4	12	8th	10-6	1-10	2-2	9-5	First Round (0-1)		Jim Brandenburg
1990-91	Western Athletic	13	16		6	10	T-7th	10-6	2-9	1-1	6-5	Quarterfinalist (1-1)		Jim Brandenburg
1991-92	Western Athletic	2	26		0	16	9th	1-13	0-13	1-0	2-10			*Brandenburg/Harrick
1992-93	Western Athletic	8	21		3	15	T-9th	6-9	1-11	1-1	4-5	Quarterfinalist (1-1)		Tony Fuller
1993-94	Western Athletic	12	16		6	12	9th	7-6	4-9	1-1	5-3	Quarterfinalist (1-1)		Tony Fuller
1994-95	Western Athletic	11	17		5	13	9th	9-5	1-11	1-1	5-3	Quarterfinalist (1-1)		Fred Trenkle
1995-96	Western Athletic	15	14		8	10	T-6th	11-4	3-10	1-0	6-3	Quarterfinalist (1-1)		Fred Trenkle
1996-97	Western Athletic	12	15		4	12	7th	9-5	3-10	0-0	8-3			Fred Trenkle
1999-00	Mountain West	5	23		0	14	8th	5-10	0-13	0-0	5-8	Quarterfinalist (0-1)		Steve Fisher
2000-01	Mountain West	14	14		4	10	7th	12-5	2-8	0-1	10-3	Quarterfinalist (0-1)		Steve Fisher
2001-02	Mountain West	21	12		7	7	T-4th	12-3	6-8	3-1	11-4	Champion (3-0)	NCAA 1st Round (0-1)	Steve Fisher
2002-03	Mountain West	16	14		6	8	5th	11-6	5-8	0-0	9-4	Quarterfinalist (0-1)	NIT 2nd Round (1-1)	Steve Fisher
2003-04	Mountain West	14	16		5	9	T-5th	11-4	2-10	1-2	9-6	Quarterfinalist (0-1)		Steve Fisher
2004-05	Mountain West	11	18		4	10	6th	7-9	3-8	1-1	6-7	Semifinalist (1-1)		Steve Fisher
2005-06	Mountain West	24	9		13	3	1st	13-2	7-5	4-2	8-5	Champion (3-0)	NCAA 1st Round (0-1)	Steve Fisher
2006-07	Mountain West	22	11		10	6	T-3rd	14-2	6-8	2-1	11-3	Quarterfinalist (0-1)	NIT 2nd Round (1-1)	Steve Fisher
2007-08	Mountain West	20	13		9	7	4th	11-3	6-8	3-2	10-4	Semifinalist (1-1)	NIT 1st Round (0-1)	Steve Fisher
2008-09	Mountain West	26	10		11	5	4th	16-2	6-5	4-3	10-3	Finalist (2-1)	NIT Semifinals (3-1)	Steve Fisher
2009-10	Mountain West	25	9		11	5	T-3rd	14-1	9-7	2-1	11-3	Champion (3-0)	NCAA 1st Round (0-1)	Steve Fisher
2010-11	Mountain West	34	3		14	2	T-1st	14-1	12-1	8-1	15-0	Champion (3-0)	NCAA Sweet 16 (2-1)	Steve Fisher
2011-12	Mountain West	26	8		10	4	T-1st	17-2	7-4	2-2	14-2	Finalist (2-1)	NCAA 2nd Round (0-1)	Steve Fisher
2012-13	Mountain West	23	11		9	7	T-4th	14-1	4-6	5-4	12-2	Semifinalist (1-1)	NCAA 3rd Round (1-1)	Steve Fisher
2013-14	Mountain West	31	5		16	2	1st	15-1	10-2	6-2	11-1	Finalist (2-1)	NCAA Sweet 16 (2-1)	Steve Fisher
2014-15	Mountain West	27	9		14	4	T-1st	16-1	7-5	4-3	10-3	Finalist (2-1)	NCAA 3rd Round (1-1)	Steve Fisher
2015-16	Mountain West	28	10		16	2	1st	16-4	9-2	3-4	7-6	Finalist (2-1)	NIT Semifinals (3-1)	Steve Fisher
2016-17	Mountain West	19	14		9	9	6th	10-4	4-9	5-1	8-4	Semifinalist (2-1)		Steve Fisher
2017-18	Mountain West	22	11		11	7	T-4th	13-2	4-7	5-2	8-3	Champion (3-0)	NCAA 1st Round (0-1)	Brian Dutcher
2018-19	Mountain West	21	13		11	7	T-4th	14-3	5-7	2-3	8-5	Finalist (2-1)		Brian Dutcher
2019-20	Mountain West	30	2		17	1	1st	14-1	11-0	5-1	14-0	Finalist (2-1)	NCAA Tournament canceled	Brian Dutcher

* - Harrick replaced Brandenburg for final seven games of '91-'92 season. McMullen coached first seven games of the '28-'29 season.

All 2019-20 postseason tournaments were canceled due to the coronavirus (COVID-19) pandemic.

INTRODUCTION

COACHES & STAFF

PLAYERS

2019-20 REVIEW

RECORDS

HISTORY

UNIVERSITY

AZTEC BASKETBALL MEDIA GUIDE

AP National Rankings



MOUNTAIN WEST-RECORD 12-TIME CONFERENCE CHAMPIONS

SDSU IN AP TOP-25

Rk.	Weeks	Last Time
1.		
2.		
3.		
4.	6	Feb. 17, 2020
5.	5	Mar. 2, 2020
6.	10	Mar. 16, 2020
7.	7	Jan. 13, 2020
8.	1	Mar. 10, 2014
9.	1	Feb. 28, 2011
10.	2	Mar. 3, 2014
11.	1	Dec. 13, 2010
12.		
13.	8	Dec. 30, 2019
14.	1	Dec. 6, 2010
15.	3	Dec. 23, 2019
16.	4	Nov. 17, 2014
17.	4	Dec. 24, 2012
18.	5	Dec. 8, 2014
19.	2	Dec. 31, 2012
20.	3	Dec. 16, 2019
21.	2	Dec. 30, 2013
22.	3	Jan. 28, 2013
23.	1	Nov. 26, 2012
24.	5	Feb. 23, 2015
25.	7	Dec. 9, 2019
TOTAL	81	
Top-5	11 weeks	Mar. 2, 2020
Top-10	32 weeks	Mar. 16, 2020
Top-15	45 weeks	Mar. 16, 2020
Top-20	63 weeks	Mar. 16, 2020

SDSU AS AP NATIONALLY-RANKED TEAM

Date*	AP	Pts.	CO	Record	Consecutive
2010-11 season - 19 weeks Highest Rank: 4 Final Rank: 6					
Oct. 28, 2010	25	158	--	0-0	PS 1
Nov. 15, 2010	25	162	--	1-0	2
Nov. 22, 2010	18	567	22	4-0	3
Nov. 29, 2010	17	594	19	6-0	4
Dec. 6, 2010	14	759	15	8-0	5
Dec. 13, 2010	11	914	10	10-0	6
Dec. 20, 2010	7	1,134	7	12-0	7
Dec. 27, 2010	7	1,157	7	14-0	8
Jan. 3, 2011	6	1,198	6	15-0	9
Jan. 10, 2011	6	1,249	6	17-0	10
Jan. 17, 2011	6	1,294	6	19-0	11
Jan. 24, 2011	4	1,386	4	20-0	12
Jan. 31, 2011	7	1,218	7	21-1	13
Feb. 7, 2011	6	1,259	6	23-1	14
Feb. 14, 2011	6	1,256	6	25-1	15
Feb. 21, 2011	6	1,327	4	27-1	16
Feb. 28, 2011	9	1,151	9	27-2	17
Mar. 7, 2011	7	1,197	6	29-2	18
Mar. 14, 2011	6	1,322	5	32-2	F 19
2011-12 season - 12 weeks Highest Rank: 13 Final Rank: 22					
Dec. 26, 2011	25	119	--	11-2	1
Jan. 2, 2012	24	196	25	12-2	2
Jan. 9, 2012	22	313	22	13-2	3
Jan. 16, 2012	16	621	16	15-2	4
Jan. 23, 2012	13	832	12	17-2	5
Jan. 30, 2012	17	566	17	18-3	6
Feb. 6, 2012	13	728	14	20-3	7
Feb. 13, 2012	13	688	15	20-4	8
Feb. 20, 2012	24	176	25	20-6	9
Feb. 27, 2012	21	304	23	22-6	10
Mar. 5, 2012	18	441	21	24-6	11
Mar. 12, 2012	22	223	23	26-7	F 12

2012-13 season - 12 weeks Highest Rank: 15					
Oct. 26, 2012	20	463	20	0-0	PS 13
Nov. 12, 2012	25	128	23	0-1	14
Nov. 19, 2012	25	98	25	2-1	15
Nov. 26, 2012	23	182	21	4-1	16
Dec. 3, 2012	17	410	15	5-1	17
Dec. 10, 2012	18	491	15	7-1	18
Dec. 17, 2012	18	493	15	8-1	19
Dec. 24, 2012	17	557	16	11-1	20
Dec. 31, 2012	19	437	17	11-2	21
Jan. 7, 2013	16	591	15	12-2	22
Jan. 14, 2013	15	704	14	14-2	23
Jan. 28, 2013	22	302	20	16-4	1
2013-14 season - 16 weeks Highest Rank: 5 Final Rank: 13					
Dec. 2, 2013	24	150	--	5-1	1
Dec. 9, 2013	25	159	24	7-1	2
Dec. 16, 2013	24	176	23	7-1	3
Dec. 23, 2013	20	378	20	9-1	4
Dec. 30, 2013	21	371	19	10-1	5
Jan. 6, 2014	13	823	15	12-1	6
Jan. 13, 2014	10	1,020	11	14-1	7
Jan. 20, 2014	7	1,211	7	16-1	8
Jan. 27, 2014	5	1,337	5	18-1	9
Feb. 3, 2014	5	1,370	5	19-1	10
Feb. 10, 2014	5	1,373	5	21-1	11
Feb. 17, 2014	6	1,232	7	22-2	12
Feb. 24, 2014	13	886	13	23-3	13
Mar. 3, 2014	10	995	10	25-3	14
Mar. 10, 2014	8	1,143	7	27-3	15
Mar. 17, 2014	13	890	11	29-4	F 16
2014-15 season - 7 weeks Highest Rank: 13					
Oct. 31, 2014	16	560	17	0-0	PS 17
Nov. 17, 2014	16	564	16	1-0	18
Nov. 24, 2014	15	736	15	3-0	19
Dec. 1, 2014	13	784	14	5-1	20
Dec. 8, 2014	18	390	16	6-2	21
Dec. 15, 2014	19	424	17	7-2	22
Feb. 23, 2015	24	117	22	22-6	1
2019-20 season - 15 weeks Highest Rank: 4 Final Rank: 6					
Dec. 9, 2019	25	197	24	10-0	1
Dec. 16, 2019	20	431	20	10-0	2
Dec. 23, 2019	15	763	14	12-0	3
Dec. 30, 2019	13	780	12	13-0	4
Jan. 6, 2020	7	1,130	7	15-0	5
Jan. 13, 2020	7	1,266	6	17-0	6
Jan. 20, 2020	4	1,422	4	19-0	7
Jan. 27, 2020	4	1,408	4	21-0	8
Feb. 3, 2020	4	1,447	4	23-0	9
Feb. 10, 2020	4	1,422	4	24-0	10
Feb. 17, 2020	4	1,404	4	26-0	11
Feb. 24, 2020	5	1,287	5	26-1	12
Mar. 2, 2020	5	1,375	5	28-1	13
Mar. 9, 2020	6	1,261	6	30-2	14
Mar. 16, 2020	6	1,279	6	30-2	F 15

* - indicates date of poll. PS - Indicates preseason poll, F - indicates final AP Poll (released prior to the NCAA Tournament).

SDSU RANKED IN FINAL POLL

Season	AP	USAT
2010-11	6	5
2011-12	22	23
2013-14	13	11
2019-20	6	6

SDSU RANKED IN PRESEASON POLL

Season	AP	USAT
2010-11	25	--
2012-13	20	20
2014-15	16	17



In the championship game of the 2011 Mountain West Tournament, Billy White (2008-11) scored 21 points and grabbed 12 rebounds as the No. 7 Aztecs handed the No. 8 BYU Cougars a 72-54 defeat on the way to the program's first Sweet 16 appearance in the NCAA Tournament.

INTRODUCTION
COACHES & STAFF
PLAYERS
2019-20 REVIEW
RECORDS
HISTORY
UNIVERSITY

AZTEC BASKETBALL MEDIA GUIDE

vs. Nationally Ranked Opponents



MOUNTAIN WEST-RECORD 12-TIME CONFERENCE CHAMPIONS

Top-25 Record By Coach

Pl.	Name	Gms.	W	L	Pct.
1.	Brian Dutcher	9	5	4	.556
2.	Steve Fisher	57	20	37	.351
3.	Smokey Gaines	17	3	14	.176
4.	Tim Vezie	12	2	10	.167
5.	Jim Brandenburg	13	2	11	.154
6.	Fred Trenkle	11	1	10	.091
7.	Dick Davis	13	1	12	.077
8.	Tony Fuller	4	0	4	.000
TOTAL		136	34	102	

Top-25 Record By Location

Location	Gms.	W	L	Pct.
Home	50	21	29	.420
Away	60	5	55	.083
Neutral	26	8	18	.308
TOTAL	136	34	102	

Top-25 Record By Home Venue

Venue	Gms.	W	L	Pct.
Viejas/Cox Arena	25	14	11	.560
Sports Arena	23	7	16	.304
Peterson Gym	2	0	2	.000
TOTAL	50	21	29	

Highest-Ranked Victories

Pl.	Opponent	AP	CO	Date	Result	Note
1.	*Nevada	6	6	F.20.19	W, 65-57	
2.	*Brigham Young	7		F.18.88	ot-W, 82-80	
	*UTEP	7		F.9.84	W, 73-62	
	Kansas	7		D.23.78	W, 81-69	
5.	vs. Brigham Young	8	8	M.12.11	W, 72-54	MW Championship (Las Vegas)
	vs. New Mexico	8	8	M.12.10	W, 72-69	MW Semifinals (Las Vegas, Nev.)
7.	at Gonzaga	11	12	N.16.10	W, 79-76	
8.	Gonzaga	12	15	D.21.17	W, 72-70	
	UNLV	12	12	J.14.12	W, 69-67	
10.	Kansas State	13		D.21.73	W, 88-75	
11.	vs. Nevada	14	17	M.15.19	W, 65-56	MW Semifinal (Las Vegas, Nev.)
	vs. California	14	13	N.26.15	W, 72-58	Las Vegas Inv. Semis. (Las Vegas, Nev.)
13.	*New Mexico	15	17	J.26.13	W, 55-34	
	*New Mexico	15	14	J.9.10	W, 74-64	
	*Air Force	15	13	F.6.07	W, 62-41	
	*Brigham Young	15		F.14.81	W, 73-72	
17.	at Kansas	16	17	J.5.14	W, 61-57	
18.	*UTEP	17		J.18.86	W, 67-66	
	at San Francisco	17		D.5.78	W, 77-75	
20.	*New Mexico	18		J.14.88	W, 64-59	
21.	vs. Creighton	20	18	N.29.13	W, 86-80	Wooden Legacy Semis (Anaheim, Calif.)
22.	*Nevada	21	21	M.3.18	W, 79-74	
	*New Mexico	21	21	M.8.14	W, 51-48	
	*Brigham Young	21	22	F.24.07	W, 86-74	
	Fresno State	21	16	D.8.01	W, 93-78	
	*Hawaii	21		J.10.98	W, 81-72	
27.	vs. Nevada	22	22	M.9.18	W, 90-73	MW Semifinal (Las Vegas, Nev.)
28.	at Arizona	23	23	N.23.11	W, 61-57	
	*UNLV	23	25	F.13.10	W, 68-58	
30.	California	24	24	D.4.11	W, 64-63	
31.	*at Wyoming	25	--	J.14.15	W, 60-52	
	Utah	25	--	N.14.13	W, 53-49	
	vs. Marquette	25	--	D.1.13	W, 67-59	Wooden Legacy Championship (Anaheim, Calif.)
	vs. Brigham Young	25	--	M.13.09	W, 64-62	MW Semifinal (Las Vegas, Nev.)

* - indicates conference game.

Coaching Ledger

By Chronology	Years	Seasons	W	L	T	Pct.	NCAA		PS
							CH	App.	App.
C.E. Peterson (HOF Class of 1988)	5	1922-26	70	30		.700	2	0	0
Tom McMullen*	2+	1927-29	23	17		.575	0	0	0
Morris Gross (HOF Class of 1989)	12+	1929-42	190	85	1	*.690	6	4	4
Don DeLauer & Dick Mitchell	1	1943	14	9		.609			0
Alex Alexander	2	1944-45	17	26		.395			0
Charlie Smith	3	1946-48	45	36		.563	0	0	0
George Ziegenfuss (HOF Class of 1994)	21	1949-69	316	229		.580	5	3	5
Dick Davis	5	1970-74	65	67		.492	0	0	0
Tim Vezie	5	1975-79	77	62		.554	3	2	0
Smokey Gaines	8	1980-87	112	117		.489	1	1	1
Jim Brandenburg	4+	1988-92	52	87		.356	0	0	0
Jim Harrick, Jr.**	0+	1992	0	7		.000	0	0	0
Tony Fuller	2	1993-94	20	37		.351	0	0	0
Fred Trenkle	5	1995-99	55	83		.399	0	0	0
Steve Fisher (HOF Class of 2017)	18	2000-17	386	209		.649	10	8	13
Brian Dutcher	3	2018-20	73	26		.737	2	1	1

* - McMullen coached first seven games of the 1928-29 season (4-3 record). ** - Harrick, Jr. replaced Brandenburg for final seven games of '91-92 season.
 CH - conference championships (regular & tournament); NCAA App. - NCAA appearances (Division I and Division II); PS App. - Postseason appearances.
 Note: Individual seasons are denoted by the year in which the season ended, i.e. 1921-22 is denoted as 1922.

Highest Winning Percentage

Pl.	Name	Seasons	Gms.	W	L	Pct.
1.	Brian Dutcher	2017-20	99	73	26	.737
2.	C.E. Peterson	1921-26	100	70	30	.700
3.	Morris Gross	1929-42	276	190	85	*.690
4.	Steve Fisher	1999-17	595	386	209	.649
5.	George Ziegenfuss	1948-69	545	316	229	.580
6.	Tom McMullen*	1926-29	40	23	17	.575
7.	Charlie Smith	1945-48	81	45	36	.563
8.	Tim Vezie	1974-79	139	77	62	.554
9.	Dick Davis	1969-74	132	65	67	.492
10.	Smokey Gaines	1979-87	229	112	117	.489

Most Victories

Pl.	Name	Seasons	Gms.	W	L	Pct.
1.	Steve Fisher	1999-17	595	386	209	.649
2.	George Ziegenfuss	1948-69	545	316	229	.580
3.	Morris Gross	1929-42	276	*190	85	.690
4.	Smokey Gaines	1979-87	229	112	117	.489
5.	Tim Vezie	1974-79	139	77	62	.554
6.	Brian Dutcher	2017-20	99	73	26	.737
7.	C.E. Peterson	1921-26	100	70	30	.700
8.	Dick Davis	1969-74	132	65	67	.492
9.	Fred Trenkle	1994-99	138	55	83	.399
10.	Jim Brandenburg	1987-92	139	52	87	.356

* - Tom McMullen coached the first seven games of the 1928-29 season (4-3 record).

Awards & Honors



MOUNTAIN WEST-RECORD 12-TIME CONFERENCE CHAMPIONS

All-Americans

1939	Milton Phelps <i>Honorable Mention, NAIA Little</i>
1940	Milton Phelps <i>First Team, NAIA Little</i>
1940	Don DeLauer <i>First Team, NAIA Little</i>
1941	Milton Phelps <i>First Team, NAIA Little; First-Team Helms</i>
1941	Kenny Hale <i>First Team NAIA Little</i>
1941	Dick Mitchell <i>Second Team NAIA Little</i>
1941	Harry Hodgetts <i>Second Team NAIA Little</i>
1967	Al Skalecky <i>Third Team NABC Div. II; Honorable Mention AP and UPI</i>
1968	Al Skalecky <i>Second Team NABC Div. II</i>
1983	Michael Cage <i>Honorable Mention AP and UPI</i>
1984	Michael Cage - Consensus* Second-Team <i>Second Team AP*, UPI* and Basketball Weekly; Wooden Award All-American Team</i>
2006	Brandon Heath <i>Honorable Mention AP</i>
2011	Kawhi Leonard - Consensus* Second-Team <i>Associated Press*, The Sporting News* and FOXSports.com Second Team; State Farm Coaches** and SI.com Third Team</i>
2012	Jamaal Franklin <i>Honorable Mention AP</i>
2013	Jamaal Franklin <i>Honorable Mention AP</i>
2014	Xavier Thames <i>Honorable Mention AP, CBSSports.com Third Team</i>
2020	Malachi Flynn - Consensus* Second-Team <i>Sports Illustrated, STADIUM - First Team AP*, NABC*, The Sporting News*, USBWA*, The Athletic, CBS Sports, ESPN, NBC Sports and USA Today - Second Team; Wooden Award All-American Team</i>

Academic All-Americans

1975	Steve Copp2T
1976	Steve Copp1T

Conference Players of the Year

1976	Steve CoppPCAA
1978	Joel Kramer.....PCAA
1983	Michael Cage.....co-WAC
1984	Michael Cage.....WAC
1986	Anthony Watson.....WAC
2006	Brandon Heath.....Mountain West
2012	Jamaal Franklin.....Mountain West
2014	Xavier Thames.....Mountain West
2020	Malachi Flynn.....Mountain West

National Coach of the Year

2011	Steve Fisher <i>Naismith, NABC, Adolph Rupp Cup</i>
2020	Brian Dutcher <i>USA Today</i>

District Coach of the Year

2011	Steve Fisher <i>NABC, USBWA</i>
2012	Steve Fisher <i>NABC, USBWA, Basketball Times</i>
2014	Steve Fisher <i>NABC, Basketball Times</i>
2020	Brian Dutcher <i>NABC, USBWA</i>

Conference Coaches of the Year

1985	Smokey Gaines.....WAC
2011	Steve Fisher.....co-MWC
2012	Steve Fisher.....MWC
2014	Steve Fisher.....MWC

2016	Steve Fisher.....MWC (coaches, media)
2020	Brian Dutcher.....MWC (coaches, media)

USBWA District Team

2001	Randy Holcomb
2002	Randy Holcomb
2003	Tony Bland
2004	Aerick Sanders
2006	Brandon Heath, Marcus Slaughter
2007	Brandon Heath
2010	Kawhi Leonard
2011	Kawhi Leonard
2012	Jamaal Franklin
2014	Xavier Thames
2020	Malachi Flynn

NABC District Team

1967	Al Skalecky.....Div. II, 1T
1967	Gary McCoy.....Div. II, 1T
1967	Bob Lundgren.....Div. II, 2T
1968	Al Skalecky.....Div. II, 1T
1968	David Miller.....Div. II, 2T
1975	Steve Copp.....3T
1976	Steve Copp.....3T
1982	Michael Cage.....1T
1983	Michael Cage.....1T
1986	Anthony Watson.....2T
1991	Marty Dow.....2T
2002	Randy Holcomb.....1T
2003	Tony Bland.....2T
2004	Aerick Sanders.....1T
2006	Brandon Heath.....1T
	Marcus Slaughter.....1T
2007	Brandon Heath.....1T
2008	Lorenzo Wade.....2T
2009	Kyle Spain.....1T
	Lorenzo Wade.....1T
2010	Kawhi Leonard.....1T
	Malcolm Thomas.....2T
2011	D.J. Gay.....1T
	Kawhi Leonard.....1T
2012	Jamaal Franklin.....1T
	Chase Tapley.....1T
2013	Jamaal Franklin.....1T
	Chase Tapley.....2T
2014	Xavier Thames.....1T
	Josh Davis.....2T
2015	JJ O'Brien.....1T
2016	Trey Kell.....2T
	Winston Shepard.....2T
2017	Trey Kell.....2T
2019	Jalen McDaniels.....1T
2020	Malachi Flynn.....1T
	Yanni Wetzell.....1T
	Matt Mitchell.....2T

NABC Honors Court

2010	Mehdi Cheriet
2017	D'Erryl Williams
2020	Malachi Flynn

All-Conference Players

Southern California Junior College Conference

1922	John Hancock
1923	Alvin Morrison

Southern California Intercollegiate Athletic Conference

1930	Al DeWeese
1932	Bob Tucker, Art Linkletter, Terry Miles
1934	Charles Wilson, Art Linkletter
1935	Clinton Moss
1936	Byron Lindsley
1937	Byron Lindsley
1939	Milton Phelps, Don DeLauer

California Collegiate Athletic Association

1940	Milton Phelps, Don DeLauer
1941	Milton Phelps, Kenny Hale
1942	Jim Ahler, Joe Davis
1949	Dick Barnes, Tom Keesey
1950	Dick Barnes
1953	Bob Brady

1954	Bob Brady
1955	Tony Pinkins
1956	Tony Pinkins
1957	Tony Pinkins
1958	Bernie Finlay
1959	Bernie Finlay
1960	Bernie Finlay
1963	Jack Shawcraft
1964	Jack Shawcraft
1965	Larry Meek
1966	Al Skalecky, Rip Barrett
1967	Bob Lundgren,
1968	Al Skalecky, Dave Miller
Pacific Coast Athletic Association	
1972	Chris McMurray
1975	Steve Copp
1976	Steve Copp (Co-MVP), Will Connelly
1977	Joel Kramer
1978	Joel Kramer (MVP), Steve Malovic
Western Athletic Conference	
1979	Kim Goetz1T
	Steve Malovic1T
1980	Tony Gwynn.....2T
1981	Tony Gwynn.....2T
1982	Zack Jones.....2T
	Michael Cage.....2T
1983	Michael Cage.....1T/Co-MVP
1984	Michael Cage.....1T/MVP
1985	Leonard Allen.....1T
	Anthony Watson.....1T
1986	Anthony Watson.....1T/MVP
1991	Marty Dow.....2T
1993	Joe McNaull.....one team, 10 members
1996	Leon Carter.....one team, 10 members
1997	Jason Richey.....PD-2T
Mountain West Conference	
2002	Randy Holcomb.....1T
	Al Faux.....2T
	Tony Bland.....HM
2003	Tony Bland.....2T
	Evan Burns.....HM
	Mike Mackell.....HM
	Deandre Moore.....HM
2004	Aerick Sanders.....2T
	Brandon Heath.....HM
	Marcus Slaughter.....HM
	Wesley Stokes.....HM
2005	Brandon Heath.....2T
	Marcus Slaughter.....2T
	Matt Thomas.....HM
2006	Brandon Heath.....1T/PoY
	Marcus Slaughter.....1T
	Mohamed Abukar.....2T
2007	Brandon Heath.....1T
	Mohamed Abukar.....2T
	Jerome Habel.....HM
	Lorenzo Wade.....HM
2008	Lorenzo Wade.....1T
	Ryan Amoroso.....3T
	Billy White.....3T
2009	Kyle Spain.....2T
	Lorenzo Wade.....2T
	Richie Williams.....3T
	Billy White.....HM
2010	Kawhi Leonard.....1T
	Malcolm Thomas.....2T
	D.J. Gay.....HM
	Billy White.....HM
2011	D.J. Gay.....1T
	Kawhi Leonard.....1T
	Malcolm Thomas.....2T
	Billy White.....HM
2012	Jamaal Franklin.....1T/PoY
	Chase Tapley.....2T
	Tim Shelton.....HM
	Xavier Thames.....HM
2013	Jamaal Franklin.....1T
	Chase Tapley.....3T
2014	Xavier Thames.....1T/PoY
	Josh Davis.....3T
	JJ O'Brien.....HM
	Winston Shepard.....HM

INTRODUCTION
 COACHES & STAFF
 PLAYERS
 2019-20 REVIEW
 RECORDS
 HISTORY
 UNIVERSITY
 AZTEC BASKETBALL MEDIA GUIDE



AZTEC HALL OF FAME

Student-Athletes

Dick Barnes - Class of 2011


First-team All-CCAA Center in 1949-50... SDSU MVP in 1950... Led team in scoring with 12.4 ppg.... First Aztec drafted by the NBA (New York in the 5th round)... Attended Hoover High School... Also played professional baseball.

Bob Brady (1952-54) - Class of 1995

Completed his collegiate career as the Aztecs all-time leading scorer with 1,389 points... Was his team's leading scorer and Most Valuable Player three straight seasons... Two-time all-league player that led the Aztecs to the 1954 California Collegiate Athletic Association title... Set a school record by converting 213 free throws in a season.

Michael Cage (1981-84) - Class of 1993

Second-team All-American (1984)... In 1984, became San Diego State's first basketball consensus All-American (Associated Press, United Press International, and Basketball Weekly)... Honorable mention All-American as a junior (1983) as named by the AP and UPI... Aztec captain and three-time team MVP... 1984 WAC Player of the Year and Co-Player of the Year in 1983... Completed his collegiate career and the program's leading scorer (1,845 points) and rebounder (1,317) & enters 2020-21 ranked second in scoring and still first in rebounds... One of two players in San Diego State men's basketball history to score more than 1,000 points and grab more than 1,000 rebounds (Al Skalecky)... Left SDSU as the all-time leading rebounder in WAC history... Third nationally in rebounding as a freshman (355) and junior (354)... In 1984, was the only player in America ranked in the top-ten in scoring (24.5 pts./game) and rebounding (12.6 rebs./game)... Held the mantle of Aztecs all-time leading scorer for 27 years, from 1984-2007... Still holds the Aztec record in the following categories: single-season scoring (686), scoring average (24.5), field goals made (250), and points, rebounds & assists (1,050), rebounds in a game (26), career free throws made (488), free throw attempts (667) and consecutive games started (112)... A starter in all 112 games in his collegiate career... Member of the gold-medal winning team in the 1983 Pan American Games.



Michael Cage

Steve Copp (1973-76) - Class of 1991

A team MVP, team captain and academic All-American... A first-team All-Pacific Coast Athletic Association (PCAA) and co-PCAA Player of the Year honoree... Led the PCAA in scoring in 1976... On the program's single-season and career records lists he is still in the top-25 in 21 categories, including in the top-10 in 10 of them... Completed his career with 1,307 points... Interviewed for Rhodes Scholarship.

Mike Dodd (1976-79) - Class of 2007

A two-sport standout in the late 1970s, starting in both basketball (1975-79) and volleyball (1978-80)... A guard who led the team in field-goal percentage (.518) in 1976-77 and averaged 12.6 points and 3.7 rebounds per game as a senior (1978-79)... Served as team captain in his senior season, playing along side the likes of Tony Gwynn, Steve Malovic and Kim Goetz under head coach Tim Vezie.

Bernie Finlay (1958-60) - Class of 2005

Completed his collegiate career with 1,110 points, at the time the third Aztec to reach the 1,000-point milestone... A three-time all conference selection... Averaged 20.1 points per game, the fifth-best single-season scoring average in school history... Was the program's top career free throw percentage shooter upon completion of his collegiate career (.777) and No. 2 in single-season percentage (.826 - 1959), currently ranks No. 16 and No. 15, respectively entering 2020-21... Selected by the Syracuse Nationals' in the 1960 NBA draft.

Jamaal Franklin (2011-13) - Class of 2018

A three-year letterwinner who went from seldom-used freshman into a two-time All-American (AP Honorable Mention), SDSU's first since Michael Cage... Played in three straight NCAA tournaments... Was a member of the record-setting 2010-11 club that reached the Sweet 16 and posted a 34-3 record... Named the nation's Most Improved Player by CBSsports.com in 2012 after finishing with the second-highest improvement in points (+14.49) and rebounds (+6.96) from the previous season... Named 2012 Mountain West Player of the Year and finished his career as a two-time first-team all-MW performer... Posted the largest scoring improvement from year No. 1 to year No. 3 among all 1,000-point scorers in Aztec history (+14.1)... Scored in double figures 61 times and grabbed 10 or more rebounds 27 times... Had 26 double-doubles... Led the team in scoring 38 times, rebounding 43 times and assists 21 times... Was the 11th Aztec to have 1,000 points and 500 rebounds in a career... SDSU Division I rankings the end of his collegiate career: No. 9 in free-throw percentage, No. 11 in rebounds, No. 13 in points and in three-point field goals and No. 16 in blocked shots.

D.J. Gay (2008-11) - Class of 2017

Head coach Steve Fisher called him, "The Most Important Player on the Team"... Started as a shooting guard and finished as one of the top points guards in SDSU history... Played in all 140 games and made 120 starts, including 71 straight to end his career... Finished his career ranked No. 1 in games played, No. 2 in three-point attempts and games started, No. 3 in three-point field goals and minutes played, No. 4 in consecutive games started, No. 6 in field-goal attempts, No. 8 in assists, tied for No. 9 in steals, No. 12 in points and three-point field-goal percentage, No. 19 in field goals and No. 20 in free throws... Guided SDSU to the postseason all four seasons (2008, '09 NIT, 2010, '11 NCAA), including a trip to the Sweet 16 in 2011... Helped SDSU win 105 games, the most in a four-year period, including a school-record 34 games in 2011... Instrumental in SDSU winning back-to-back MW tournament titles (2010, '11) and a share of the MW regular-season crown in 2011... Was a 2010 honorable mention all-MW choice, 2011 all-MW first team and MW all-tourney selection, 2011 NABC all-district honoree... One of 10 finalists for the 2011 Bob Cousy Award... Produced 56 double-digit scoring games, including nine 20-point efforts... Led the team in scoring 18 times and in assists 53 times.



D.J. Gay

Kim Goetz (1978-79) - Class of 2006

One of the greatest shooters in San Diego State men's basketball history, known during his playing days as "The Long Ranger"... Led team in scoring in both of his seasons in the Scarlet and Black... Was an All-Western Athletic Conference selection in 1979, averaging over 20 points/game and shot a school-record 90.2 free-throw percentage... Owns three of the top-10 scoring games in school history, including a career-best and then program-high 44-point effort against Utah on March, 3 1979... One of two Aztecs whose career was two years in length and scored at least 1,000 points (1,005).

Morris Gross (1923-27) - Class of 1989

Won six conference basketball titles, the most by an Aztec coach... Coached the Aztecs to three straight NIAA national championship games, including winning the 1941 title... Served as Director of Athletics from 1935-1941... Won nine varsity letters in three sports... Served as football and baseball team captain... Served as an assistant football coach and head coach for baseball.

Tony Gwynn (1978-81) - Class of 1989

A two-sport standout who earned all-conference honors in basketball and All-America honors in baseball... Set a then NCAA record with 18 assists in a basketball game vs. UNLV on Feb. 5, 1980 which still stands as the SDSU single-game record... His 16 games with 10 or more assists also are an Aztec record... Completed his collegiate career with a school-record 590 assists and is still more than 100 assists ahead of the second place total (479)... Appears in the top-20 in career categories in assists average, steals, free throws and free throw attempts... Owns the program's single-season records for assists (221) & assist average (8.2) and appears in the top-25 in free throw percentage and two more times each in assists and assist average... On the career lists A career .399 hitter in baseball... Drafted on the same day by the San Diego Padres (MLB) and San Diego Clippers (NBA).

INTRODUCTION
COACHES & STAFF
PLAYERS
2019-20 REVIEW
RECORDS
HISTORY
UNIVERSITY
AZTEC BASKETBALL MEDIA GUIDE

Aztec Hall of Fame



MOUNTAIN WEST-RECORD 12-TIME CONFERENCE CHAMPIONS

Kenny Hale (1941, 1946-47) - Class of 1997

A first-team Little All-American guard... Was an all-tournament selection after SDSU's run to the 1941 national title... Led the Aztecs in scoring three times in five tournament games... Known for his outside shooting and quickness... Left school to join the Navy in World War II and returned in 1946 to finish his college career.

Brandon Heath (2004-07) - Class of 2013

A four-year letterwinner who finished as the Aztecs' all-time leader in the following statistical categories: scoring, field goals, field goals attempted, three-point field goals, three-point field goals attempted, steals, games played, games started, double-digit scoring games (112) and minutes played... Also finished among the school's all-time leaders in victories (2nd - 71), assists (3rd), conference victories (3rd - 32), scoring average (4th), three-point field goal percentage (10th), and rebounds (17th)... Finished as the only player in the DI era to rank among SDSU's top 20 players in scoring (1st), rebounding (17th) and assists (3rd)... Finished as the only player in the then 86-season history of the program to produce a 30-point scoring game in each of his four seasons... Won 71 games during his career, the second-highest total during a four-year span in school history... Guided SDSU to the 2006 NCAA tournament and to the second round of the 2007 NIT... SDSU's 2006 outright MW title was its first in the DI era and first since 1967-68... Became the first player in SDSU history to earn all-MW accolades all four seasons (Fr.: honorable mention, So.: second team; Jr.: player of the year and first team; Sr.: first team)... One of only four players in school history to have five 30-point scoring games... Played in 125 games and recorded 112 double-digit scoring games, 54 20-point scoring games and five 30-point games... Led the Aztecs in scoring 60 times, in assists 45 times and rebounds nine times... Eight-time MW player of the week... Hit 13 big shots that either gave the Aztecs a lead it did not relinquish or forced overtime in the final 1:45 of the game... Completed his Aztec career as the all-time MW leader in scoring and steals and having scored in double figures a school-record 58 consecutive games and having started 85 straight games.

Harry Hodgetts (1939-41) - Class of 1999

Helped lead SDSU to two national runner-up finishes and the NAIA 1941 national championship... Was the defensive stopper... Guarded Jackie Robinson in the Aztecs' 1941 win over UCLA... Prepped locally at Hoover High School... Recipient of the 1998 Hoopla Award for lifetime commitment to San Diego State.

Randy Holcomb (2001-02) - Class of 2012



Randy Holcomb

Signaled the beginning of a new era in SDSU basketball when the nationally prominent player elected to sign with the Aztecs out of junior college... In his two seasons carried much of the offensive burden for the Aztecs... Played for two coaches who won national titles in Fresno State's Jerry Tarkanian and Fisher... Started all 61 games after transferring from L.A. City College... Led SDSU to a 35-26 record in his two seasons, when the Aztecs posted a 9-45 record the two years before his arrival... Helped SDSU advance to the 2002 NCAA Tournament, the first time since 1985... In two seasons he recorded 19 double-doubles, led SDSU in rebounding 40 times, in scoring 31 times and in assists seven times... Had 63 career double-figure scoring games; 56 came while at SDSU... Career SDSU ranks upon the completion of his eligibility: 19th in scoring, tied for 10th in blocked shots, tied for ninth in career starts since 1978-79 season... Only MWC player selected in the 2002 NBA Draft; picked in the second round (57th overall) by the San Antonio Spurs.

Joel Kramer (1974-78) - Class of 1997

Named the 1978 Pacific Coast Athletic Association Most Valuable Player... A two-time team MVP... Completed his collegiate career by playing in 85 straight games, after recovering from a broken foot... Totaled over 700 rebounds for his Aztec career and averaged over nine per game his last two seasons... Spent five seasons with the Phoenix Suns... A Patrick Henry High School product.

Kawhi Leonard (2010-11) - Class of 2016

Started 69 of the 70 games in which he competed... Finished with 64 straight starts... Led SDSU to the 2010 Mountain West (MW) Tournament title, 2011 MW regular-season title and 2011 MW Tournament title... Helped the Aztecs to the 2010 NCAA Tournament First Round and 2011 NCAA Tournament Sweet 16... Led SDSU to its first NCAA Tournament win in school history in 2011... 2011 All-American (second team by AP, Sporting News, FOXSports.com, third team by State Farm Coaches and SI.com)... Was the program's second consensus All-American... Logged 40 career double-doubles, which is the second most in school history behind Michael Cage's 61... Tied Andrew Bogut for the most career double-doubles in MW history... Set the MW all-time mark

for career double-doubles in MW games (21) and double-doubles in a single season in MW games (12)... Posted 56 career double-figure scoring games and 42 career double-figure rebounding efforts (nine with 15+)... Led the team in scoring 27 times, rebounding 43 times and assists 16 times... Scored at least 20 points 12 times in his career... In 2010: MW Tournament MVP and first-team selection... The only freshman in MW history to earn first-team all-conference honors... MW Freshman of the Year ... Sporting News All-Freshman second team... NABC All-District 17 selection... Only freshman in the then 11-year history of the MW to earn conference player of the week accolades three times... One of only four freshmen in NCAA Div. I to lead his team in scoring and rebounding... In 2011: Voted first-team All-MW, MW All-Tournament Team, MW All-Defensive Team, NABC All-District 17 and USBWA All-District IX teams... Was one of 10 candidates for Naismith Award and one of 20 candidates for Wooden Award... Was a two-time MW Player of the Week... Voted the CBE Classic Oxford Subregional MVP... Ended the campaign with 23 double-doubles, the fourth most in America ... SDSU Division I career rankings at time of departure: second in rebound average, fifth in rebounds, seventh in consecutive games started, 14th in field-goal attempts, 16th in scoring average, 16th in games started, 18th in blocks, 19th in points, 20th in field goals and 20th in steals.

Art Linkletter (1932-34) - Class of 1990

A three-year starter on the men's basketball team who led the squad in scoring as a junior and a senior... A first-team all-conference pick... Also left school as the Aztec record holder in the backstroke (men's swimming)... Received the NCAA's highest honor, the Teddy Roosevelt Award, in 1980... Long-time national television personality and author.

Chris Marlowe (1971-73) - Class of 1994

A two-time volleyball All-American that led SDSU to the 1973 national title... Competed in 80 games with 45 victories as a member of the basketball team and averaged 5.0 points and 3.3 rebounds for his career... A member of the U.S. National team and the MVP of the 1976 U.S. Olympic team in Montreal... Captain of the Olympic gold-medal squad in 1984... A five-time U.S. Volleyball Association MVP... Ultra-successful pro beach volleyball player... Went on to a successful career in television broadcasting.

Dick Mitchell (1940-42) - Class of 1998

Center for the 1941 national championship team... A 1941 second-team All-American... Left the San Diego State as its third all-time scorer... Won 59 of 81 games in which he competed... Participated in the NAIA Tournament in each of his three years... Earned three varsity letters in baseball and was an all-conference pick in that sport in 1942... Was a national caliber badminton player in the 1950s... Inducted into the Badminton Hall of Fame in 1974.

Paul Mott (1925-28) - Class of 1996

A three-sport star (basketball, football, track & field)... A two-time team captain in basketball and led the team in scoring twice... Leading scorer in football for three seasons and led the team in rushing twice... Left the school as the record holder in the javelin and shot put... Was an all-conference selection in all three sports... Taught school in San Diego for 28 years.

Graig Nettles (1964-65) - Class of 1998

A two-year basketball letterman... Led the baseball squad in hitting and homers in 1965 and set the school record for fielding percentage by a shortstop at .951... A big-leaguer with the Twins, Indians, Yankees, Padres and Braves... Retired as the American League record holder for homers by a third baseman with 319.

Milton Phelps (1938-41) - Class of 1988

"Milky" was the first Aztec athlete to achieve first-team, major-college All-America honors... Three-time team MVP... His double-figure scoring average led the team in each of his first three years... Led SDSU to the NAIA national title in 1941... He died in an aviation training accident during World War II.

Tony Pinkins (1955-57) - Class of 1992

Broke the SDSU scoring record in 1957 (1,475 points) and held the mark as the school's top scorer for 27 years... Remains the top Aztec scorer in a three-year career and fifth overall in program history... Ranks third all-time in career scoring average (18.1)... A three-time all-CCAA selection... Sits in second place with 485 career free throws and holds the record for free throws in a three-year career... Led SDSU to the NAIA national tournament in 1956 and the college division playoffs in 1957... His 495 career field goals are the seventh most all-time and the record for a three-year career and 485 career free throws are also second all-time at San Diego State.

Al Skalecky (1966-68) - Class of 1988

More than 50 years after his final game as an Aztec, Al Skalecky continues to have an impact on the SDSU record book... Rebounding averages of 13.7 and 13.6 per game, in 1966 & 1967 respectively, still rank as the two best in school history... His 394 rebounds are the most in a season by an Aztec... Ranks 12th in career scoring (1,271 points), an incredible feat considering he played in an era that did not feature the three-point line or freshman eligibility... Led SDSU to a 20-4 California Collegiate Athletic Association mark, including two championships, during his junior and senior seasons.

INTRODUCTION

COACHES & STAFF

PLAYERS

2019-20 REVIEW

RECORDS

HISTORY

UNIVERSITY

AZTEC BASKETBALL MEDIA GUIDE

Aztec Hall of Fame



MOUNTAIN WEST-RECORD 12-TIME CONFERENCE CHAMPIONS

Willie Steele (1947) - Class of 1988

Willie Steele attended Hoover High School in San Diego, where as a senior in 1941 he jumped 24 feet, 3/4 inches (24-00.75) at the Southern Section Championships... That mark qualified him for the California State Meet at San Jose State College, where he took second with a 23-03.50 leap... He then competed as a freshman at SJC in 1942, where he long jumped 25-08.00... After his first year of college, Steele enlisted in the military and fought in World War II... At the conclusion of the war, he moved back to San Diego, where he resumed his college studies and track and field career at San Diego State in 1946 under Aztec Hall of Fame coach Charles Peterson... That year he was the conference champion with a 23-06.50 mark and won the AAU National Championship with a 24-00.25 leap... His longest jump in 1946 was 25-01.875 - a school record... In 1947, after Charles "Choc" Sportsman became the track and field coach, Steele won the 1947 NCAA Track and Field Long Jump Championship with a 26-06.00 leap that broke Jesse Owens' NCAA record by over four inches... He went on to win the AAU National Championship again in 1947 with a 24-09.25 jump... In 1948, Steele won the 1948 NCAA Track and Field Long Jump Championship (24-11.25) as well as the 1948 U.S. Olympic Trials (26-02.25)... He went on to win the gold medal at the 1948 Olympics (25-08.00)... Steele was the first Aztec to win an Olympic medal... He also batted .317 for the Aztec baseball team and was a center on the basketball squad... An Olympic gold medal winner, three-time national champion, and two-time NCAA All-American, Steele won the long jump title 27 times in the 29 major track meets in which he competed... He was inducted into the San Diego Hall of Champions in 1958 and the USA Track and Field Hall of Fame in 2009.

Xavier Thames (2012-14) - Class of 2019

Played three seasons at San Diego State after seeing action in 31 games, which included four starts as a true freshman at Washington State (2009-10)... Played in 97 games, starting 91... Guided SDSU to two MW titles (2012 co-regular season, 2014 regular season) and three NCAA berths, including the 2014 Sweet 16... Scored in double figures 59 times with 15 of at least 20 points... Had two double-doubles... Led the team in scoring 31 times, rebounding four times and assists 53 times... Helped the Aztecs to three seasons of 23 wins or more (26 in 2012, 23 in 2013, 31 in 2014)... SDSU Division I career rankings: 3rd in free-throw percentage, 5th in free-throws, 7th in conference victories, 8th in scoring, 9th in victories, 10th in assists, 10th in three-point field goals, 10th in minutes played, 11th in games started, 14th in three-point field-goal percentage, 14th in points-rebounds-assists, 15th in steals, 19th in efficiency points, 24th in scoring average... 2014 AP Honorable Mention All-American, CBSsports.com Third-Team All-American, NCAA West Region all-tournament, MW Player of the Year, first-team all-conference, MW all-defensive team, MW all-tournament, NABC and USBWA all-district, Bob Cousy Award finalist, midseason Oscar Robertson and Naismith Trophy Watch List, three-time MW Player of the Week, two-time national player of the week... 2012 Honorable Mention all-Mountain West.

Anthony Watson (1983-86) - Class of 2015

Played in 110 games posting a 66-50 record... Leading scorer on the 1985 NCAA Tournament team and third-leading scorer in SDSU history (1,735 points)... Last Aztec player to earn league most valuable player honors (1985-86 WAC Player of the Year) until 2006... A two-time first-team all-WAC selection (1985 & 1986)... In both 1985 and 1986 he was named to the WAC All-Tournament Team and was the first Aztec Division I player to be named to an all-conference tournament team twice... Ended his career as the fourth-leading scorer in WAC history trailing only Devin Durrant, Danny Ainge and SDSU's Michael Cage. He combined for 93 starts and his 22.5 points per game average in the 1985-86 season is second highest in school history... His 702 career field goals were the most by any Aztec player until 2007... Is one of eight players in SDSU Division I history to earn league player-of-the-year accolades.

Coaches

Steve Fisher (Head Coach from 1999-2017) - Class of 2017



Steve Fisher

Head coach of the Aztecs for 18 seasons, guiding SDSU to a Mountain West-record 10 conference titles, eight NCAA tournament among 13 postseason appearances... Had an Aztec career record of 386-209 and finished as the school's all-time winningest coach... 2011 Naismith, NABC and Adolph Rupp National Coach of the Year Award honoree... Designated a District Coach of the Year nine times (NABC & USBWA in 2011, NABC, USBWA & Basketball Times in 2014 and NABC & Basketball Times in 2014)... Led San Diego State to its first Division I NCAA tournament win in 2011 and reached the Sweet 16 and finished with a school-record 34 victories (34-3)... Recipient of the 2015 John R. Wooden Legends of Coaching Award... Returned the Aztecs to the NCAA Sweet 16 in 2014 when they compiled a 31-5 record... Helped the program to its first top-25 ranking in 2011 when it opened at No. 25 in the preseason poll and peaked as high as No. 4... Coached Aztec Hall of Fame inductees Jamaal Franklin, D.J.

Gay, Brandon Heath, Randy Holcomb, Kawhi Leonard & Xavier Thames.

C. E. Peterson (Head Coach from 1921-26) - Class of 1998

The "Grand old man of San Diego State"... Carved out a 71-30 mark as head basketball coach in five seasons... Was the first Aztec football coach and finished with a 44-31-4 mark... Led the Aztec track team to seven conference titles during his 25-year career... Was the Dean of Men from 1928 to 1953... Peterson Gym, the on-campus facility, is named for him... Coached Aztec Hall of Fame inductees Morris Gross & Paul Mott.

George Ziegenfuss (Head Coach from 1948-69) - Class of 1994



George Ziegenfuss

Won 316 games in 21 years as the Aztec coach, the most victories in program history until Steve Fisher surpassed him in the 2014-15 campaign... Had only two seasons where he did not reach double digit wins and enjoyed 16 seasons of a .500 or better record... Qualified for two NAIA National Tournaments (1954 & 1956) and three NCAA Division I Tournaments (1957, 1967 & 1968) with his 1957 and 1967 teams reaching the quarterfinals... Led the SDSU to five California Collegiate Athletic Association championships (1953-54, 1956-57, 1957-58, 1966-67 & 1967-68 and six runner-up finishes... Coached Aztec Hall of Fame inductees Dick Barnes, Bob Brady, Bernie Finlay, Graig Nettles, Tony Pinkins and Al Skalecky... Also served San Diego State as a long-time physical education instructor.

Teams

1940-41 NAIA National Championship Team - Class of 2002

San Diego State's only team national champion was the 1940-41 men's basketball team... Squad was led by Aztec Hall of Fame members 1,000-point scorer Milton Phelps, Harry Hodgetts, Dick Mitchell and Kenny Hale and coached by Hall of Famer Morris Gross... Posted a 24-7 record... Traveled to Kansas City and won four games in the National Association of Intercollegiate Athletics (NAIA) Tournament to bring home the national title... Its 24 wins were tied for the most in a single season by an Aztec team until 2008-09 (68 seasons).



1940-41 San Diego State Aztecs



#15 KAWHI LEONARD (2010-11)

SDSU HALL OF FAME CLASS OF 2017
 2011 CONSENSUS ALL-AMERICAN (2ND IN PROGRAM HISTORY)
 2-TIME USWBA & NABC ALL-DISTRICT
 2-TIME FIRST-TEAM ALL-MOUNTAIN WEST
 2010 MW FRESHMAN OF THE YEAR & 2011 MW ALL-DEFENSIVE TEAM
 2010 MW TOURNAMENT MVP & 2-TIME ALL-MW TOURNAMENT
 LED TEAM TO ITS FIRST NCAA TOURNAMENT VICTORY & FIRST SWEET-16
 40 DOUBLE DOUBLE (2ND ALL-TIME) IN 70 CAREER GAMES
 1-OF-4 FRESHMAN IN 2010 TO LEAD HIS TEAM IN SCORING & REBOUNDING
 IN 70 GAMES HAD 56 DOUBLE FIGURE SCORING AND 42 DOUBLE FIGURE REBOUNDING GAMES
 No. 36 ALL-TIME SCORER (990 POINTS)

#22 MILTON PHELPS (1938-41)

SDSU HALL OF FAME CLASS OF 1988
 No. 28 ALL-TIME SCORER (1,043 POINTS)
 FIRST PLAYER IN SDSU HISTORY TO SCORE 1,000 POINTS
 THREE-TIME ALL-AMERICAN
 LED SDSU TO THE 1941 NAIA NATIONAL CHAMPIONSHIP
 LED SDSU TO THE 1939 & 1940 NAIA NATIONAL CHAMPIONSHIP GAMES



#44 MICHAEL CAGE (1981-81)

SDSU HALL OF FAME CLASS OF 2013
 No. 1 ALL-TIME REBOUNDER (1,317 REBOUNDS)
 No. 2 ALL-TIME SCORER (1,846 POINTS)
 1984 CONSENSUS ALL-AMERICAN (1ST IN PROGRAM HISTORY)
 2-TIME WAC PLAYER OF THE YEAR
 3-TIME TEAM CAPTAIN & MVP
 1-OF-2 AZTECS TO SCORE 1,000 POINTS AND GRAB 1,000 REBOUNDS
 HELD PROGRAMS CAREER-SCORING RECORD FOR 27 YEARS (1984-2007)
 STARTED EACH OF 112 CAREER GAMES
 LEFT SDSU AS THE PROGRAM & WAC CAREER LEADER IN REBOUNDING
 IN 1984 WAS THE ONLY PLAYER IN THE US TO BE RANKED IN THE TOP-25 IN SCORING & REBOUNDING



1,000-Point Scorers



MOUNTAIN WEST-RECORD 12-TIME CONFERENCE CHAMPIONS

1. Brandon Heath | Los Angeles, California | 2004-05-06-07

2,189 points

A four-year letterwinner who finished as the Aztecs' all-time leader in the following statistical categories: scoring, field goals, field goals attempted, three-point field goals, three-point field goals attempted, steals, games played, games started, double-digit scoring games (112) and minutes played... Also finished among the school's all-time leaders in victories (2nd - 71), assists (3rd), conference victories (3rd - 32), scoring average (4th), three-point field goal percentage (10th), and rebounds (17th)... He finished as the only player in the DI era to rank among SDSU's top 20 players in scoring (1st), rebounding (17th) and assists (3rd)... Finished as the only player in the 86-season history of the program to produce a 30-point scoring game in each of his four seasons... Won 71 games during his career, the second-highest total during a four-year span in school history... Guided SDSU to the 2006 NCAA tournament and to the second round of the 2007 NIT... SDSU's 2006 outright MW title was its first in the DI era and first since 1967-68... Became the first player in SDSU history to earn all-MW accolades all four seasons (Fr.: honorable mention, So.: second team; Jr.: player of the year and first team; Sr.: first team)... One of only four players in school history to have five 30-point scoring games... Played in 125 games and recorded 112 double-digit scoring games, 54 20-point scoring games and five 30-point games... Led the Aztecs in scoring 60 times, in assists 45 times and rebounds nine times... Eight-time MW player of the week... Hit 13 big shots that either gave the Aztecs a lead it did not relinquish or forced overtime in the final 1:45 of the game... Left as the all-time MW leader in scoring and steals... Left SDSU having scored in double figures a school-record 58 consecutive games and having started 85 straight games... Inducted into the Aztec Hall of Fame in 2013.

Year	G-GS	Min.-Avg.	FG-FGA	Pct.	3P-3PA	Pct.	FT-FTA	Pct.	Reb	Avg.	PF-D	AT	TO	BS	ST	Pts.	Avg.
2003-04	30-26	897-29.9	144-368	.391	48-160	.300	77-110	.700	80	2.7	58-0	53	66	0	41	413	13.8
2004-05	29-28	997-34.4	176-432	.407	48-151	.318	132-161	.820	101	3.5	53-1	107	104	3	63	532	18.3
2005-06	33-33	1,164-35.3	204-481	.424	98-240	.408	101-119	.849	111	3.4	54-1	114	119	1	49	607	18.4
2006-07	33-33	1,217-36.9	225-534	.421	87-247	.352	100-134	.746	127	3.8	54-0	120	104	2	64	637	19.3
Totals	125-120	4,275-34.2	749-1,815	.413	281-798	.352	410-524	.782	419	3.4	219-2	394	393	6	217	2,189	17.5

2. Michael Cage | West Memphis, Arkansas | 1981-82-83-84

1,846 points

The player most associated with SDSU, Cage is the school's second all-time leading scorer (1,846) and top rebounder (1,317)... Brandon Heath broke Cage's scoring record in 2007... Selected a second-team All-American in 1984 by the AP, UPI and Basketball Weekly... Honorable mention All-American as a junior as named by the AP and UPI... Earned co-WAC player of the year honors in 1983 and won the award outright in 1984... Ranked third nationally in rebounding as both a freshman and junior and as a senior was the only player to rank among the top 10 in scoring and rebounding... Member of the 1983 U.S. Pan American gold-medal winning team... First-round draft pick in the 1984 NBA Draft by the L.A. Clippers... Among the many school records he set, he still holds the Aztec lead in the following categories: single-season scoring (686), single-season scoring average (24.5), career rebounding, rebounds in a game (26), single-season field goals made (250), career free throws made (488) and consecutive games started (112)... He played on Aztec teams which posted a 68-44 record with four straight winning seasons... Inducted into the Aztec Hall of Fame in 1993.

Year	G-GS	Min.-Avg.	FG-FGA	Pct.	3P-3PA	Pct.	FT-FTA	Pct.	Reb	Avg.	PF-D	AT	TO	BS	ST	Pts.	Avg.
1980-81	27-27	1,031-38.2	115-206	.558			65-86	.756	355	13.1	56-1	11	60	20	28	295	10.9
1981-82	29-29	1,076-37.1	123-252	.488			72-109	.661	256	8.8	46-0	44	51	25	34	318	11.0
1982-83	28-28	1,070-38.2	191-335	.570			165-221	.747	354	12.6	42-1	31	70	26	29	547	19.5
1983-84	28-28	1,085-38.8	250-445	.562			186-251	.741	352	12.6	62-0	12	52	47	35	686	24.5
Totals	112-112	4,262-38.1	679-1,238	.548			488-667	.732	1,317	11.8	206-2	98	233	118	126	1,846	16.5

3. Anthony Watson | Detroit, Michigan | 1983-84-85-86

1,735 points

One of the finest players in SDSU history, Watson played in 110 games in his four seasons from the 1982-83 campaign through the 1985-86 season... Before Brandon Heath in 2006, he was the last Aztec player to earn league MVP honors (WAC - 1985-86) and was a two-time first-team all-WAC selection (1985 and 1986)... In both 1985 and 1986 he was named to the all-WAC tournament team and is still today the only Aztec DI player to be named to the all-conference tournament team twice... Ended his career as the fourth-leading scorer in WAC history trailing only Devin Durrant, Danny Ainge and SDSU's Michael Cage... Broke the school record for points in a game when he tallied 54 points against U.S. International on Feb. 20, 1986... That is a SDSU record that still stands today... Inducted into the Aztec Hall of Fame in 2015.

Year	G-GS	Min.-Avg.	FG-FGA	Pct.	3P-3PA	Pct.	FT-FTA	Pct.	Reb	Avg.	PF-D	AT	TO	BS	ST	Pts.	Avg.
1982-83	28-20	766-27.4	132-320	.413			55-79	.696	54	1.9	63-2	85	93	1	27	319	11.4
1983-84	23-15	628-27.3	102-261	.391			38-57	.667	64	2.8	59-4	70	78	8	36	242	10.5
1984-85	31-30	971-31.3	222-475	.467			100-128	.781	102	3.3	73-2	105	82	3	74	544	17.6
1985-86	28-28	965-34.5	246-520	.473			138-182	.758	142	5.1	96-7	96	84	6	55	630	22.5
Totals	110-93	3,330-30.3	702-1,576	.445			331-446	.742	362	3.3	291-15	356	337	18	192	1,735	15.8

4. Chase Tapley | Sacramento, California | 2010-11-12-13

1,526 points

A four-year starter... Became the first Aztec to play in four consecutive NCAA tournaments when San Diego State advanced to the Big Dance in 2013... Started as a true freshman in 2009-10 when SDSU compiled a 25-9 record, won the Mountain West tournament title and narrowly upset No. 15/14 Tennessee in the first round of the NCAA tournament... Started for the record-setting 2010-11 squad that finished with a 34-3 mark after sharing the MWC regular-season championship, winning the conference tournament crown and advancing to the Sweet 16... Helped the 2010-11 team win the program's first-ever Division I NCAA tournament game and produce a school-record 34 victories... Averaged a career-high 15.8 points and 4.3 rebounds in 2011-12 to guide the Aztecs back to the NCAA tournament after they shared the MW regular-season championship... Guided SDSU to the third round of the NCAA tournament, which made him a part of every NCAA win in school history at the time of his departure... Earned second-team all-MW honors in 2011-12 and third-team accolades in 2012-13... Career SDSU ranks upon the completion of his eligibility: 2nd in victories, 2nd in games played, 3rd in three-point field goals, 4th in points, 4th in steals, 4th in games started, 4th in minutes played, 5th in three-point field-goal percentage, 11th in assists, 15th in blocks.

Year	G-GS	Min.-Avg.	FG-FGA	Pct.	3P-3PA	Pct.	FT-FTA	Pct.	Reb	Avg.	PF-D	AT	TO	BS	ST	Pts.	Avg.
2009-10	33-17	773-23.4	98-196	.500	35-93	.376	20-28	.714	76	2.3	50-0	72	39	13	37	251	7.6
2010-11	34-31	867-25.5	113-233	.485	41-108	.380	24-29	.828	82	2.4	45-0	64	45	8	44	291	8.6
2011-12	34-34	1,157-34.0	200-440	.455	77-178	.433	60-83	.723	146	4.3	58-0	77	55	15	60	537	15.8
2012-13	33-32	1,016-30.8	162-378	.429	70-186	.376	53-66	.803	105	3.2	55-0	90	43	18	46	447	13.5
Totals	134-114	3,813-28.5	573-1,247	.460	223-565	.395	157-206	.762	409	3.1	208-0	303	182	54	187	1,526	11.4

5. Tony Pinkins | East Chicago, Indiana | 1955-56-57

1,475 points

Broke the SDSU scoring record in 1957 and held the mark as the school's top scorer for 27 years... Remains the top Aztec scorer in a three-year career... Ranks third all-time in career scoring average (18.1)... A three-time all-CCAA selection... Sits in second place with 485 career free throws and holds the record for free throws in a three-year career.

Year	G-GS	Min.-Avg.	FG-FGA	Pct.	3P-3PA	Pct.	FT-FTA	Pct.	Reb	Avg.	PF-D	AT	TO	BS	ST	Pts.	Avg.
1954-55	26-na		126-353	.357			170-222	.766	258	9.9	77-4					422	16.2
1955-56	29-na		187-395	.473			150-208	.721	346	11.9	75-4					524	18.1
1956-57	27-na		182-447	.407			165-228	.724								529	19.6
Totals	82-na		495-1,195	.414			485-658	.737								1,475	18.0

INTRODUCTION
COACHES & STAFF
PLAYERS
2019-20 REVIEW
RECORDS
HISTORY
UNIVERSITY
AZTEC BASKETBALL MEDIA GUIDE

1,000-Point Scorers



MOUNTAIN WEST-RECORD 12-TIME CONFERENCE CHAMPIONS

24. Bernie Finlay | Syracuse, New York | 1958-59-60

1,110 points

A three-time all-CCAA selection including an outstanding senior season that saw the Aztec captain score 20.1 points per game, the fifth-best single-season scoring average in school history... Excellent free-throw shooter who shot 77.7 percent for his career, which ranks seventh in Aztec history... Knocked down 82.6 percent of his shots from the charity stripe in 1959, the eighth best single-season percentage at SDSU.

Year	G-GS	Min.-Avg.	FG-FGA	Pct.	3P-3PA	Pct.	FT-FTA	Pct.	Reb	Avg.	PF-D	AT	TO	BS	ST	Pts.	Avg.
1957-58	23-na		95-197	.482			66-98	.673	113	4.9	57-na					256	11.1
1958-59	24-na		116-266	.436			100-121	.826	150	6.2	62-na					332	13.8
1959-60	26-na		168-426	.394			186-234	.795	167	6.4	76-na					522	20.1
Totals	73-na		379-889	.426			352-453	.777	430	5.9	195-na					1,110	15.2

25. Myron Epps | Tulare, California | 1999-00-01-02

1,090 points

A four-year staple on the Aztec roster... The only player from the pre-Steve Fisher era on the 2002 NCAA tournament team... Played a variety of roles in his career from point production (led the team in scoring as a sophomore and was second on the squad as a freshman and junior), to developing into the Aztecs' key defensive stopper his senior campaign... Epps saw his team's record improve all four seasons, going 4-22 as a freshman, 5-23 as a sophomore, 14-14 as a junior and 21-12 as a senior... Was the 18th player in school history to record 1,000 career points... Had 54 career double-digit scoring games and led the Aztecs in scoring and rebounding 27 times... Had a streak of 58 consecutive games started... First Aztec player to average double-figures in scoring for three consecutive years since Chad Nelson did it in the 1994-95, 1995-96 and 1996-97 seasons... Led SDSU in field-goal percentage in each of his first three seasons, joining Von Jacobsen (1968-69, 1969-70 and 1970-71) as the only Aztec players to do that in the Division I era... Career SDSU rankings at the time he left the program: 1-2nd in games, 5th in starts, 5th in minutes played, 10th in field-goal percentage, 12th in scoring, fifth-longest consecutive start streak since the 1980-81 season (58).

Year	G-GS	Min.-Avg.	FG-FGA	Pct.	3P-3PA	Pct.	FT-FTA	Pct.	Reb	Avg.	PF-D	AT	TO	BS	ST	Pts.	Avg.
1998-99	26-20	758-29.2	116-241	.481	0-2	.000	76-147	.517	145	5.6	56-1	14	48	4	10	308	11.8
1999-00	28-25	932-33.3	149-291	.512	2-4	.500	104-172	.605	165	5.9	77-1	18	68	7	10	404	14.4
2000-01	28-28	818-29.2	118-215	.549	0-2	.000	75-118	.636	126	4.5	53-0	27	52	2	10	311	11.1
2001-02	31-8	463-14.9	24-56	.429	0-1	.000	19-29	.655	72	2.3	47-0	22	32	3	1	67	2.2
Totals	113-81	2,971-26.3	407-803	.507	2-9	.222	274-466	.588	508	4.5	233-2	81	200	16	31	1,090	9.7

26. Eddie Morris | Memphis, Tennessee | 1980-81-82-83

1,089 points

Led SDSU in scoring in each of his first two seasons coming off the bench and remained a scoring spark during his final two campaigns... Holds the freshman single-game scoring record with 41 points against UNLV in 1980, when he went 20-for-25 from the field... The total remains the fourth best scoring effort in Aztec history... Also ranks fourth on the career steals list with 136.

Year	G-GS	Min.-Avg.	FG-FGA	Pct.	3P-3PA	Pct.	FT-FTA	Pct.	Reb	Avg.	PF-D	AT	TO	BS	ST	Pts.	Avg.
1979-80	24-12	665-27.7	144-326	.442			31-54	.574	85	3.5	69-3	30	41	13	24	319	13.3
1980-81	25-9	603-24.1	124-280	.443			38-51	.745	65	2.6	70-2	28	34	14	30	286	11.4
1981-82	28-18	554-19.8	93-213	.437			30-44	.682	53	1.9	66-3	35	27	1	44	216	7.7
1982-83	28-23	805-28.8	122-279	.437			24-33	.727	103	3.7	85-4	35	42	4	38	268	9.6
Totals	105-62	2,627-25.0	483-1,098	.440			123-182	.676	306	2.9	290-12	127	144	32	136	1,089	10.4

27. Matt Mitchell | Riverside, California | 2018-19-20

1,085 points

Became the 34th member of the 1,000-point club on Feb. 11, 2020 and finished his junior season (2019-20) in 27th place on the program's all-time scoring list (22nd in the DI era)... Has garnered second-team NABC All-District 17 as well as first (coaches) and second team (media) All-MW honors after his junior season... His .873 free throw percentage in 2019-20 led the team & was the 27th best percentage in the nation... On the program's career lists ranks in the top-20 in three-point field goals (12th), three-point attempts (10th), three-point percentage (18th), free throws (22nd), free throw percentage (11th), victories (19th), and conference victories (T-11th).

Year	G-GS	Min.-Avg.	FG-FGA	Pct.	3P-3PA	Pct.	FT-FTA	Pct.	Reb	Avg.	PF-D	AT	TO	BS	ST	Pts.	Avg.
2017-18	33-32	874-26.5	116-258	.450	49-137	.358	65-85	.765	131	4.0	82-3	57	66	8	36	346	10.5
2018-19	34-33	898-26.4	115-284	.405	42-128	.328	77-102	.755	140	4.1	96-4	61	67	7	23	349	10.3
2019-20	32-19	822-25.7	125-267	.468	44-112	.393	96-110	.873	154	4.8	91-1	55	54	11	34	390	12.2
Totals	99-84	2,594-26.2	356-809	.440	135-377	.358	238-297	.801	425	4.3	269-8	173	187	26	93	1,085	11.0

28. Danny Newport | San Diego, California | 1954-55-56

1,048 points

Helped lead SDSU to a 58-21 (.734) record in his three years on The Mesa... Instrumental component of the 1954 Aztecs that advanced to the NAIA tournament... Made an amazing 79.9 percent of his field goals in his freshman season of 1954, which tops the SDSU list and is better than the all-time NCAA record for a season... Career field-goal percentage of 55.2 percent ranks fifth on the SDSU all-time list.

Year	G-GS	Min.-Avg.	FG-FGA	Pct.	3P-3PA	Pct.	FT-FTA	Pct.	Reb	Avg.	PF-D	AT	TO	BS	ST	Pts.	Avg.
1953-54	24-na		107-134	.799			75-113	.664	92	3.8	68-1					289	12.0
1954-55	23-na		124-250	.496			84-110	.764	128	5.6	41-1					332	14.4
1955-56	29-na		148-302	.490			131-168	.780	110	3.8	54-0					427	14.7
Totals	76-na		379-686	.552			290-391	.742	330	4.3	163-2					1,048	13.8

29. Milton Phelps | East Chicago, Indiana | 1938-39-40-41

1,043 points

The first great scorer in SDSU history as he was the first Aztec to break the 1,000 mark in 1941... Held the career scoring record for 13 seasons... A three-time NAIA All-American including a two-time first-team selection, the only Aztec to boast either accomplishment... Led SDSU to the NAIA national title in 1941 and the national title game in each of the previous two seasons.

Year	G-GS	Min.-Avg.	FG-FGA	Pct.	3P-3PA	Pct.	FT-FTA	Pct.	Reb	Avg.	PF-D	AT	TO	BS	ST	Pts.	Avg.
1937-38	16-na		83-na				36-na									202	12.6
1938-39	31-na		157-na				81-na									395	12.7
1939-40	28-na		110-na				62-na									282	10.1
1940-41	22-na		64-na				36-na									164	7.5
Totals	97-na		414-na				215-na									1,043	10.8

INTRODUCTION
COACHES & STAFF
PLAYERS
2019-20 REVIEW
RECORDS
HISTORY
UNIVERSITY
AZTEC BASKETBALL MEDIA GUIDE

1,000-Point Scorers



MOUNTAIN WEST-RECORD 12-TIME CONFERENCE CHAMPIONS

30. David Miller | San Diego, California | 1966-67-68

1,034 points

Assisted SDSU to two straight NCAA Division II Tournament appearances including a run to the quarters in 1967... Led SDSU in scoring as a senior in 1968 (15.4).

Year	G-GS	Min.-Avg.	FG-FGA	Pct.	3P-3PA	Pct.	FT-FTA	Pct.	Reb	Avg.	PF-D	AT	TO	BS	ST	Pts.	Avg.
1966-66	26-na		129-280	.461			69-104	.663	140	5.4	63-2					327	12.6
1966-67	29-na		117-245	.478			58-99	.586	145	5.0	71-na					292	10.1
1967-68	27-na		168-329	.511			79-132	.598	123	4.6	72-na					415	15.4
Totals	82-na		414-854	.485			206-335	.615	408	5.0	206-na					1,034	12.6

31. Leonard Allen | Port Arthur, Texas | 1982-83-84-85

1,019 points

One of the top big-men in SDSU history... Earned first team all-WAC as a senior in 1985... Is second on the Aztec career field-goal percentage list... Also ranks sixth in career rebounds.

Year	G-GS	Min.-Avg.	FG-FGA	Pct.	3P-3PA	Pct.	FT-FTA	Pct.	Reb	Avg.	PF-D	AT	TO	BS	ST	Pts.	Avg.
1981-82	29-26	545-18.8	57-106	.538			16-31	.516	107	3.7	57-0	1	47	45	8	130	4.5
1982-83	28-28	823-29.4	86-153	.562			21-48	.438	168	6.0	67-1	8	36	41	5	193	6.9
1983-84	28-25	823-29.4	95-170	.559			53-86	.616	197	7.0	71-2	5	46	46	9	243	8.7
1984-85	31-31	1,000-32.3	158-263	.601			137-204	.672	252	8.1	79-2	8	53	82	14	453	14.6
Totals	116-110	3,191-27.5	396-692	.572			227-369	.615	724	6.2	274-5	22	182	214	36	1,019	8.8

32. Tony Bland | Los Angeles, California | 2002-03

1,012 points

Transferred to SDSU after playing in 64 games and making 33 starts in two seasons at Syracuse... All four of his collegiate seasons resulted in winning records and postseason appearances... Three times in his career his team won 21 or more games and advanced to the NCAA tournament... A natural two guard who also played the point to benefit the team... Played for two coaches that won national titles in Syracuse's Jim Boeheim and Steve Fisher... In 2001-02, he became the first player in MW history to rank in the league's top 10 in scoring and assists and top 20 in rebounding in the same season... Ended his college career (including two seasons at Syracuse) with 1,368 points, 331 rebounds, 319 assists and 127 steals... Bland played in 127 games and made 95 career starts... Played in all 63 games for SDSU in his two seasons... Started 62 of those 63 contests (did not start on Senior Day as a junior)... Led the Aztecs to a 37-26 record in his two seasons and guided SDSU to consecutive postseason appearances for the second time in the school's DI history... Helped the Aztecs advance to the 2002 NCAA tournament, SDSU's first appearance since 1985 and led it to the 2003 NIT... SDSU advanced to the second round of the '03 NIT and recorded the school's first DI postseason victory... In his two seasons at SDSU, Bland led the Aztecs in points 27 times, rebounds seven times and assists 26 times... He had 56 double-figure scoring games at SDSU (70 career, counting 14 at Syracuse)... Career SDSU ranks upon the completion of his eligibility: 18th in scoring (1,012, most among two-year players), 7th in career scoring average and ninth in minutes played since the 1978-79 season.

Year	G-GS	Min.-Avg.	FG-FGA	Pct.	3P-3PA	Pct.	FT-FTA	Pct.	Reb	Avg.	PF-D	AT	TO	BS	ST	Pts.	Avg.
2001-02	33-32	1,140-34.5	185-416	.445	29-81	.358	120-169	.710	131	4.0	52-0	112	95	11	34	519	15.7
2002-03	30-30	1,042-34.7	180-392	.459	20-72	.278	113-171	.661	104	3.5	37-1	101	67	10	33	493	16.4
Totals	63-62	2,182-34.6	365-808	.452	49-153	.320	233-340	.685	235	3.7	89-1	213	162	21	67	1,012	16.1

33. Kim Goetz | Moscow, Idaho | 1978-79

1,005 points

One of the best scorers in SDSU history... Second in career scoring average (18.6) in his two years with the Aztecs... Left SDSU as the record holder for points in a two-year career... Holds two of the top three scoring efforts in SDSU history as he posted 42 against Colorado State and followed with 44 against Utah in 1979... The 44 points vs. Utah is the top scoring effort against an SDSU conference foe... Averaged 20.5 points his senior season which ranks fourth on the single-season list... The top free-throw shooter in school history with a school-record 85.2-percent career average and 90.2-percent single-season mark from the line.

Year	G-GS	Min.-Avg.	FG-FGA	Pct.	3P-3PA	Pct.	FT-FTA	Pct.	Reb	Avg.	PF-D	AT	TO	BS	ST	Pts.	Avg.
1977-78	28-na		206-401	.514			61-76	.803	79	2.8	81-3	53	55	13	19	473	16.9
1978-79	26-25	809-31.1	229-451	.508			74-82	.902	115	4.4	86-3	49	41	17	32	532	20.5
Totals	54		435-852	.511			135-158	.854	194	3.6	167-6	102	96	30	51	1,005	18.6

34. Randy Holcomb | Chicago, Illinois | 2001-02

1,002 points

Signaled the beginning of a new era in SDSU basketball when the nationally prominent player elected to sign with the Aztecs out of junior college... Athletically gifted player who carried much of the offensive burden for the Aztecs... Played for two coaches who won national titles in Fresno State's Jerry Tarkanian and Fisher... Only MWC player selected in the 2002 NBA Draft, as he was picked in the second round (57th overall) by the San Antonio Spurs... Started all 61 games after transferring from L.A. City College... Led SDSU to a 35-26 record in his two seasons, when the Aztecs posted a 9-45 record the two years before his arrival... Helped SDSU advance to the 2002 NCAA Tournament for the first time since 1985... In two seasons he recorded 19 double-doubles, led SDSU in rebounding 40 times, in scoring 31 times and in assists seven times... Had 63 career double-figure scoring games; 56 came while at SDSU... Career SDSU ranks upon the completion of his eligibility: 19th in scoring, tied for 10th in blocked shots, tied for ninth in career starts since 1978-79 season.

Year	G-GS	Min.-Avg.	FG-FGA	Pct.	3P-3PA	Pct.	FT-FTA	Pct.	Reb	Avg.	PF-D	AT	TO	BS	ST	Pts.	Avg.
2000-01	28-28	863-30.8	163-386	.422	19-65	.292	99-145	.683	185	6.6	73-1	40	91	19	24	444	15.9
2001-02	33-33	1,067-32.3	220-426	.516	12-40	.300	106-167	.635	296	9.0	83-1	57	116	32	24	558	16.9
Totals	61-61	1,930-31.6	383-812	.472	31-105	.295	205-312	.657	481	7.9	156-2	97	207	51	48	1,002	16.4

INTRODUCTION

COACHES & STAFF

PLAYERS

2019-20 REVIEW

RECORDS

HISTORY

UNIVERSITY

AZTEC BASKETBALL MEDIA GUIDE

Letterwinners



MOUNTAIN WEST-RECORD 12-TIME CONFERENCE CHAMPIONS

A (22)

Abramowitz, David	1999, 00, 01
Abukar, Mohamed	2006, 07
Adair, Dick	1948
Adams, Bob	1955, 56
Adams, Dave	1944
Adams, John	1965
Ahler, Jim	1941, 42, 43
Allen, Dakarai	2014, 15, 16, 17
Allen, Leonard	1982, 83, 84, 85
Allison, Earl	1939, 40, 41
Ambrose, Matt	1994
Amend, Ray	1924
Amoroso, Ryan	2008, 09
Anderson, Jack	1936, 37, 38
Anderson, John	1973, 74
Anderson, Kareem	1996
Archie, Robert	1997
Arner, Andy	1968, 69
Arap, Aguek	2019, 20
Arrendondo, Joe	1955
Attles, Al	1984
Awery, Glen	1951

B (52)

Babick, Johnny	1943
Backo, Al	1966
Ballou, Bob	1969
Balsley, Joe	1955
Balzer, Keith	1991, 93
Banks, Marcus	1992, 93
Barefield, Ray	1991, 92, 93
Barnes, Dick (HOF, Class of 2011)	1946
Barnett, Brett	1978
Barrett, Rip	1966, 68, 69
Barstow, Ken	1972, 73
Baskin, Jon	1987
Beck, Paul	1955
Beck, Terry	1969
Bell, Shawn	1989
Bell, Tom	1964
Berokoff, Jeffrey	1999, 00
Berry, Richard	1925
Best, Michael	1989, 90
Beits, Kevin	1997, 98
Blackmon, Ken	1979
Bland, Tony	2002, 03
Bobin, Jeff	1986
Bolander, Walter	1924
Bond, Kevin	1981, 82
Boogard, Dick	1967
Borchert, Jon	1970, 71
Bostrom, Walter	1932, 33, 34
Boucher, Charlie	1950
Bowers, Jim	1963, 64, 65
Bradley, Dennis	1966
Brady, Bob (HOF, Class of 1995)	1952, 53, 54
Branch, Fred	1977, 78
Braun, Tod	1964
Brennen, Bob	1968
Briggs, Gerald	1953
Brorson, Don	1946
Brown, Aaron	1998
Brown, Bob	1932, 33, 34
Brown, Hal	1957, 58, 59
Brown, Jerry	1976, 77, 79, 80
Brown, Kevin	1986
Brown, Lloyd	1924
Brucker, Gene	1944, 45
Bryant, Byron	1924, 25
Buehlman, Bill	1936
Bullen, Howard	1925
Bunting, Al	1974, 75, 76
Burlison, Bob	1975
Burns, Evan	2003
Burns, Linden	1935, 36, 37
Busch, Dinon	1926, 27

C (37)

Cage, Michael (HOF, Class of 1993)	1981, 82, 83, 84
Caldwell, Bud	1946
Caldwell, Ken	1944
Caldwell, Steve	1982
Callender, Dave	1965, 66
Camara, Mohamed	2005, 06
Campbell, William	1987
Canfield, Craig	1970
Carlwell, Brian	2010, 11
Carr, Lawrence	1926, 27, 28, 29
Carr, Terry	1983
Carroll, Bill	1945
Carson, Vince	1975
Carter, Leon	1995, 96
Carter, Marc	1994, 95
Castleberry, Jeremy	2013
Catlin, Al	1964, 65
Ceatham, Zylan	2016, 17
Cheriet, Mehdi	2009, 11
Chol, Angelo	2015, 16
Clark, Gary	1962
Clark, Stephen	1997
Clark, Tony	1992
Clarkson, Don	1932, 34, 35
Clem, Bob	1966, 67, 68
Colonelli, Pete	1961
Connelly, Will	1975, 76, 77
Contreras, Raul	1975
Cook, Stuart	1925, 26
Copp, Steve (HOF, Class of 1991)	1973, 74, 75, 76
Cornish, Kevin	1979
Correa, Marcelo	1998, 99, 00, 01
Cox, John	1969, 70
Cowmeyer, Bill	1955
Croft, Derric	1994
Crumly, Bob	1944, 45, 46
Curry, Kevin	1995

D (37)

Davidson, Ed	1959
Davis, Brett	1977
Davis, Chris	1992, 94, 95
Davis, Joe	1941, 42, 43
Davis, Josh	2014
Davis, Keith	1982
Davis, Kelvin	2008, 09, 10
Davis, Trimaime	2003, 04, 05, 06
Dawson, Stan	1969
Deal, Walter	1925
DeBoit, Pau	1976
Decker, Dean	1977, 78
Delauer, Don	1938, 39, 40
Delsman, Mark	1974, 75, 76, 77
DePablo, Louis	1933, 34
DesRochers, Dave	1986
Deutchman, Jason	2009, 10
DeVore, Chet	1941, 42
DeWeese, Al	1930
DeWeese, Jim	1930
Dildy, Tracy	1986, 87
Dilley, Eldon	1925, 26, 31
Dishong, Rodger	1954, 57
Dixon, William	1988
Dixon, Rex	1938
Dodd, Mike (HOF, Class of 2007)	1976, 77, 78, 79
Doherty, Jim	1958, 59, 60
Donohue, Jim	1948
Dorsey, Creon	1985, 86
Dotson, George	1924, 25, 26
Doughty, Ted	1955
Douglas, Aaron	2013
Douglas, Merrill	1931
Dow, Marty	1990, 91
Downing, Bil	1943
Drake, Sam	1950, 51
Ducey, Ted	1952

E (12)

Earle, Gary	1974, 75, 76
Earnest, Ken	1945
Ebrahimian, Narbeh	2012, 13
Echle, Andy	1939, 40, 41
Egerer, Tom	1971
Ennis, Bill	1967
Epps, Myron	1999, 00, 01, 02
Espinosa, Juan	1987
Estes, Lou	1944
Estey, Roger	1952, 53
Evans, Steve	1958
Eveleth, Rick	1966, 67, 68

F (18)

Falconer, Craig	1969
Faux, Al	2001, 02
Feagin, KJ	2020
Fickheisen, Ed	1933
Fields, Roy	1952, 53, 54
Fields, Tye	1997
Finlay, Bernard (HOF, Class of 2005)	1958, 59, 60
Fischer, Dick	1960
Fitzgerald, Bill	1943
Fitzgerald, Jack	1936, 37, 38
Fitzpatrick, Harold	1924
Flynn, Malachi	2020
Foster, John	1966
Frame, Joe	1936
Franklin, Jamaal (HOF, Class of 2018)	2011, 12, 13
Franklin, LaBradford	2011, 12
Franklin, Syd	1950
Frishman, Brian	1977

G (29)

Gaines, Darryl	1986
Gardner, Trent	1995
Garnier, Tony	1962, 63
Garwood, John	1981, 82
Gay, D.J. (HOF, Class of 2017)	2008, 09, 10, 11
Gay, R. Michael	1978, 79
Geddis, Terence	1929
Gehring, Rich	1956, 57
Gill-Caesar, Montaque	2017
Gillespie, Bill	1957, 58
Gilbert, Kevin	1981
Gilbert, Presnell	1977
Glithero, Forrest	1963, 64
Goetz, Kim (HOF, Class of 2006)	1978, 79
Goldie, Alex	1937, 38
Gonsalves, Joe	1945
Goodbody, Bernard	1946, 47
Gordon, Eddy	1980, 81, 82, 83
Gordon, Mick	1952
Graham, Charles	1944
Gray, Dion	1995
Green, Bob	1975
Green, Garrett	2012
Griffin, Hal	1960, 61
Grissom, David	1984
Gross, Morris (HOF, Class of 1989)	1923, 24, 27
Groves, Carlus	1994
Gumina, Sal	1945, 46, 47, 48
Gwynn, Tony (HOF, Class of 1989)	1978, 79, 80, 81

H (46)

Habel, Jerome	2007
Hadley, Clyde	1962, 63
Hagen, Herman	1968, 69
Hale, Hilton	1978
Hale, Kenneth (HOF, Class of 1997)	1941, 46, 47
Hamilton, Jason	1993
Hamilton, Marcus	1979, 81
Hamilton, Terrence	1991, 92, 93, 94
Hampton, Charles	1946, 47
Hancock, John	1922, 23
Hankins, Don	1943
Hannon, John	1954, 55, 56

Hanour, Travis	2003, 05
Harge, Ira	1984, 85
Harris, Jimmy	1971, 72
Harris, Mason	1938, 39, 40
Hartzog, Ernie	1953, 54
Haupt, Mike	1985
Hawkins, Rob	1986
Hawkins, Rodney	1987
Head, Drew	1980, 81
Heath, Brandon (HOF, Class of 1950)	2004, 05, 06, 07
Hegerle, Don	1952, 55, 56
Hemming, Bob	1930
Hemsley, Jeremy	2016, 17, 18, 19
Hendrickson, Danny	1961, 62
Higgins, Howie	1960, 61
Hildreth, James	1929, 30
Hindricks, Dan	1960
Hodgetts, Harry (HOF, Class of 1999)	1939, 40, 41
Hoerner, Brett	2006
Hoetzel (Montana), Max	2017, 18
Hoheisal, Jack	1929, 31
Holcomb, Randy (HOF, Class of 2012)	2001, 02
Holden, Chris	1979, 80, 81, 82
Holland, Steve	1984
Honaker, Kevin	1990
Horton, Bryan	2009
Hoss, Bob	1964, 65, 66
Houston, Cal	1943
Huddleston, Clarence	1943
Hudson, Michael	1990
Hulburt, Jerry	1961
Hunt, Wilson	1932, 33, 34
Hunter, Carl	1960, 61, 62
Hutchinson, Bill	1947, 48, 49, 50

I (3)

Ines, Jared	2005
Island, Tim	2009
Izundu, Valentine	2017

J (18)

Jackson, Bradley	2000
Jackson, Dana	1989
Jacobs, Don	1959
Jacobsen, Van	1969, 70, 71
Jamison, Shawn	1990
Jarrett, Paul	1996
Joerndt, Ashley	1932
Johnson, James	2013
Johnson, Jer'Vaughn	2007, 08
Johnson, Keshad	2020
Johnson, Sam	1988, 89
Johnson, Steffond	1986
Johnson, Tommy	2002, 03, 04, 05
Jones, Larry	1972, 73
Jones, Tim	1962, 63
Jones, Rodney	1989, 90
Jones, Zack	1981, 82
Joyce, Bruce	1962

K (19)

Kaplansky, David	1998, 99
Keeseey, Tom	1948, 49, 50
Kell, Trey	2015, 16, 17, 18
Kelley, Wilbur	1938
Kennedy, Bob	1947, 48
Kennedy, Mike	1984, 85
King, Raymond	1996
Klause, Jack	1930
Kneller, Ben	2010
Knudsen, Craig	1974
Konek, Jeff	1984, 85
Kopicki, Steve	1983
Kopp, Frank	1927
Kovac, Bob	1975, 76
Kovacic, Karlo	2001, 02
Kramer, Joel (HOF, Class of 1997)	1974, 76, 77, 78
Kruiswyk, Roy	1997, 98

INTRODUCTION
COACHES & STAFF
PLAYERS
2019-20 REVIEW
RECORDS
HISTORY
UNIVERSITY
AZTEC BASKETBALL MEDIA GUIDE

Letterwinners



MOUNTAIN WEST-RECORD 12-TIME CONFERENCE CHAMPIONS

Krymer, Larry.....1944, 45
Kuykendall, Bob.....1949

L (16)

Lake, Louis.....1962
Lamb, Chris.....2006, 07, 08
Lavender, Joe.....1970, 71
Leary, Ray.....1974, 75, 76
Lee, Bill.....1961
Lee, Rock.....1978
Leech, Steve.....1971
Leonard, Kawhi (HOF, Class of 2016).....2010, 11
Lewis, James.....1991
Lindsay, Byron.....1935, 36, 37
Linkletter, Art (HOF, Class of 1990).....1932, 33, 34
Lipscomb, Jeff.....1973
Low, John.....1960
Lowery, Josh.....1986, 87
Lorenez, Dave.....1966, 67
Lundgren, Bob.....1967, 68

M (53)

MacGillivray, George.....1933
Mackell, Mike.....2002, 03
MacKey, Bob.....1963, 64, 65
Malovic, Steve.....1978, 79
Manker, Chris.....2003, 04, 05
Mann, Joe.....1999, 00
Marion, Michael.....2000, 01
Marlowe, Chris (HOF, Class of 1994).....1971, 72, 73
Marselles, Bill.....1962, 63
Martens, John.....1983, 85, 86
Martin, Brandon.....2007
Martin, Ron.....1995, 96
Martinsen, Eric.....1968, 69, 70
Massey, Arthur.....1990
Maupin, Jack.....1942
Maureau, Dick.....1961-62
Maxwell, Bruce.....1922-23
Mayviers, Ron.....1961
McCoy, Gary.....1965, 67
McDaniel, James.....1922
McDaniels, Jalen.....2018, 19
McGrath, Tim.....2006
McKay, Dave.....1951, 52, 53
McKee, Dick.....1946
McKinney, Chris.....1991
McMullen, Mitch.....1988, 89
McMurray, Chris.....1972
McNamara, Brad.....1973, 74
McNaull, Joe.....1991, 92, 93
Meek, Larry.....1963, 64, 65
Mendoza, Joe.....1980, 81
Mensah, Joel.....2020
Mensah, Nathan.....2019, 20
Metzler, Don.....1951, 52
Meyer, Bill.....1951, 52, 53
Mickelsen, Noel.....1953, 54, 55, 56
Miles, Terry.....1931, 32, 33
Milke, George "Bud".....1949, 50, 51
Miller, Courtie.....1991, 92, 93, 94
Miller, Dave.....1966, 67, 68
Mitchell, Dick (HOF, Class of 1998).....1940, 41, 42
Mitchell, Matt.....2018, 19, 20
Molle, John.....1992
Monahan, Jim.....1955
Moore, Deandre.....2001, 02, 03
Moore, Ed.....1942, 43
Morris, Eddie.....1980, 81, 82, 83
Morrison, Alvin "Babe".....1922, 23
Moss, Clinton.....1935
Mott, Paul (HOF, Class of 1996).....1925, 26, 27, 28
Mulder, Gerald.....1957, 58, 59
Murray, Gerald.....1984, 85, 87
Murrillo, Sef.....1941

N (14)

Narain, Nolan.....2018, 19, 20
Neal, Blake.....1957, 58, 59
Neil, Mike.....1960
Nelson, Chad.....1994, 95, 96, 97
Nettles, Craig (HOF, Class of 1988).....1964, 65
Newlee, Barney.....1942, 46, 47
Newport, Danny.....1954, 55, 56
Nichols, Bert.....1937
Noonan, Tom.....1957, 58
Nordquist, Al.....1956, 57
Northcut, Russ.....1971
Nottbusch, Frank.....1934, 35
Nuen, Ken.....1968, 69
Nuttall, Don.....1947, 48, 49

O (10)

O'Brien, JJ.....2013, 14, 15
O'Brien, John.....1967
O'Day, Al.....1932
Ofner, Mike.....1961, 62
Okotie, Vince.....1999, 00
Olinger, Vane.....1948
Olmsted, Dave.....1966, 67
Ostapinski, Norm.....1961, 62
Owens, Bobbie.....1983, 84, 85
Owens, Tim.....1967, 68

P (28)

Palmgren, Ben.....1936, 37
Pastorek, Jon.....2007, 08
Patrick, Jerry.....1943
Patterson, Bill "Pat".....1938, 41
Penwarden, Ray.....1938
Perez, Ben.....2016
Perez, Ed.....1964
Perry, Francis.....1935, 37
Pete, Geoff.....1971, 72, 73
Phelps, Bobby.....1950, 51
Phelps, Milton (HOF, Class of 1988).....1939, 40, 41
Phillips, Gene.....1960
Phillips, Larry.....1961
Pierce, Dick.....1964, 65
Pinkins, Braxton.....1956, 57, 58
Pinkins, Tony (HOF, Class of 1992).....1955, 56, 57
Pledger, Jim.....1966
Plummer, Donell.....1982
Polee II, Dwayne.....2013, 14, 15
Pollard, Mark.....1988, 91
Poole, Jim.....1952, 53, 54
Pope, Malik.....2015, 16, 17, 18
Porter, Will.....1997
Powell, Bob.....1967
Power, Ray.....1944
Preisler, Eddie.....1938, 39, 40
Pruitt, Paul.....1950, 51, 52
Pulliam, Trey.....2020

Q (2)

Quade, Bud.....1942, 43
Quinn, Aqeel.....2014, 15

R (27)

Rahon, James.....2011, 12, 13
Rambeau, Arch.....1956, 57, 58
Randle, Berry.....1993, 94, 95, 96
Ranson, Jimmy.....1979, 80
Rasmussen, Michael.....1982
Reed, David.....1983
Rees, Bob.....1957
Reid, Bob.....1952, 53, 54
Reinhardt, Brian.....1996, 97
Revak, Bernie.....1958, 59, 60
Richey, Jason.....1997, 98
Riley, Dave.....1974
Riley, Dick.....1950
Ringo, Robert.....1992, 93
Ritland, Osmond.....1930, 31

Roberts, George.....1963, 64
Rock, Lincoln.....1942
Rodriguez, Rigo.....1948, 49, 50
Rogers, Caldin.....1988
Rooks, Kameron.....2018
Ropper, Dick.....1960
Ross, Alden.....1922, 23
Ross, Andre.....1984, 85
Ross, Fred.....1998
Ross, Tony.....1987, 88, 89
Rundell, Paul.....1947, 48, 49
Rutledge, Darius.....1996

S (65)

Sadis, Ron.....1960, 61
Saipaia, Ia.....1977
Sams, Jim.....1954, 55, 56
Samuelson, Ray.....1970
Sanders, Aerick.....2001, 02, 03, 04
Sanders, Jason.....1994
Sands, Anthony.....1984, 85
Schakel, Jordan.....2018, 19, 20
Scheel, Lyman.....1922
Schneider, Gary.....1970, 71
Schumann, Bob.....1968
Scruggs, Johnny.....1986, 87
Seiko, Adam.....2019, 20
Seiler, Ben.....1951
Seiler, Bob.....1948
Sellwood, John.....1940, 41
Service, John.....1973
Sharper, John.....2003, 04, 05, 06
Shawcraft, Jack.....1963, 64, 65
Shelley, Tyrone.....2010
Shelton, Tim.....2009, 10, 11, 12
Shepard, John.....1940
Shepard, Winston.....2013, 14, 15, 16
Shewman, Byron.....1969
Short, Roy.....1952
Shringley, Matt.....2014, 15, 16, 17
Simon, Bob.....1970
Singleton, Herman.....1996
Sir, Steve.....2003
Skalecky, Al (HOF, Class of 2003).....1966, 67, 68
Skalecky, John.....1968, 69, 70
Slaughter, Marcus.....2004, 05, 06
Small, Walter.....1999, 00
Smith, Brandon.....2002
Smith, Bryce.....2009
Smith, Charles.....1927, 28, 30, 31
Smith, Chris.....1972
Smith, Don.....1946, 47, 48, 49
Smith, Howard.....1969
Smith, Keith.....1982, 83
Smith, Mark.....1980, 81
Smith, Sid.....1971
Smith, Tyler.....2005
Smith, Virgil.....1992
Smith, Will.....1966
Smyth, Ed.....1936
Spain, Kyle.....2006, 07, 08, 09
Spencer, Skylar.....2013, 14, 15, 16
Spilger, Mike.....1969, 70
Squires, John.....1923, 24
Stadnyk, Harry.....1961, 62
Stanley, Willie.....1974, 75
Staten, Ryan.....2015
Steele, Willie (HOF, Class of 1988).....1947
Steffan, Mike.....1961, 62
Steinly, Neal.....1988, 89, 90
Stephens, DeShawn.....2012, 13
Stephens, Les.....1952
Stewart, Dennis.....1980
Stewart, Nelson.....1991, 92
Stocking, Jack.....1938
Stokes, Wesley.....2004
Strasburg, Roger.....1968, 69
Stryker, John.....1960

Summers, Hal.....1942, 43, 46
Swezet, John.....1947

T (21)

Tapley, Chase.....2010, 11, 12, 13
Tazelaar, Dick.....1936
Teague, Dan.....1973, 74
Telford, George.....1926
Tenney, Tom.....1962, 63, 64
Tenwolde, Harry.....1928, 29, 30
Thames, Xavier (HOF, Class of 2019).....2012, 13, 14
Thomas, Malcolm.....2010, 11
Thomas, Matt.....2005, 06, 08, 09
Thomas, Nelson.....1928
Thompson, George "Bud".....1937, 38, 39
Thompson, Vernon.....1990, 91
Tibbs, Ted.....1974
Timmons, Jay.....1947
Tompkins, Herb.....1941, 42, 47
Trenkle, Brady.....1995, 97, 99
Tuck, Leo.....1949, 50, 51
Tucker, Bob.....1931, 32
Tucker, Herb.....1933, 34
Turner, Jay.....1955
Tyres, John.....1934, 35

V (6)

Van Rennselaer, John.....1922
Van Velzen, Al.....1970
Velasquez, David.....2007
Viera, Brian.....1982
Visnjic, Josko.....1998
Vurgason, Jo.....1922

W (35)

Wade, Lorenzo.....2007, 08, 09
Walden, Denzil.....1943
Walters, Chris.....1993, 94
Walters, Ray.....1958-59
Walton, Chris.....2001, 02, 04, 05
Ward, David.....1982, 83
Wardrop, Ben.....2003, 04
Watson, Anthony (HOF, Class of 2015).....1983, 84, 85, 86
Watson, Devin.....2018, 19
Watts, Matt.....1998, 99
Weishans, Jeff.....1975
Wells, Cliff.....1929
Wetzell, Yanni.....2020
Whitcomb, Ken.....1952
White, Billy.....2008, 09, 10, 11
White, Eeric.....1989, 90
White, Markee.....2003
Wilkins, Jimmy.....1971, 72
Williams, Alec.....2010, 11, 12
Williams, Bryan.....1988
Williams, D'Eryll.....2014, 15, 16, 17
Williams, Jim.....1936
Williams, John.....1966
Williams, Richie.....2006, 07, 08, 09
Williams, Willie.....1961, 62
Wills, Larry.....1963, 64, 65
Wilson, Art.....1928, 29, 30
Wilson, Charles.....1933, 34, 35
Wilson, Donte.....1999, 2000
Wilson, Harry.....1950
Wilson, Harry.....1957
Wilson, Jim.....1942
Woodmansee, Roy.....1954, 55, 56
Wulfemeyer, Ken.....1948
Wulff, Lee.....1924

Y (1)

Young, Ralph.....1924

Z (3)

Zabo, Kevin.....2015
Ziegenfuss, Fritz.....1963, 64, 65
Zinser, Glenn.....1937, 38

INTRODUCTION

COACHES & STAFF

PLAYERS

2019-20 REVIEW

RECORDS

HISTORY

UNIVERSITY

AZTEC BASKETBALL MEDIA GUIDE

National Postseason Tournaments



MOUNTAIN WEST-RECORD 12-TIME CONFERENCE CHAMPIONS

12 Division I NCAA Appearances (6-12)

Year	Date	Region	Round	Site	SDSU Seed	Opp. Seed	Opp. NR	Opponent	Result	Score
1975	March 14	West	First	Tempe, Ariz. (Univ. Activity Center)	--	--	17	UNLV	L	80-90
1976	March 13	West	First	Eugene, Ore. (McArthur Court)	--	--	6	UCLA	L	64-74
1985	March 14	West	First	Salt Lake City, Utah (Special Events Center)	--	4	9	UNLV	L	80-85
2002	March 15	Midwest	First	Chicago, Ill. (United Center)	13	4	13	Illinois	L	64-93
2006	March 16	Oakland	First	Salt Lake City, Utah (Huntsman Center)	11	6	--	Indiana	L	83-87
2010	March 18	Midwest	First	Providence, R.I. (Dunkin' Donuts Center)	11	6	15/14	Tennessee	L	59-62
2011	March 17	West	Second	Tucson, Ariz. (McKale Center)	2	15	--	No. Colorado	W	68-50
	March 19	West	Third	Tucson, Ariz. (McKale Center)	2	7	--	Temple	2ot-W	71-64
	March 24	West	Sweet 16	Anaheim, Calif. (Honda Center)	2	3	9/8	Connecticut	L	67-74
2012	March 16	Midwest	Second	Columbus, Ohio (Nationwide Arena)	6	11	--	N.C. State	L	65-79
2013	March 22	South	Second	Philadelphia, Pa. (Wells Fargo Center)	7	10	--	Oklahoma	W	70-55
	March 24	South	Third	Philadelphia, Pa. (Wells Fargo Center)	7	15	--	Fla. Gulf Coast	L	71-81
2014	March 20	West	Second	Spokane, Wash. (Spokane Veterans Memorial Arena)	4	13	--	N.M. State	ot-W	73-69
	March 22	West	Third	Spokane, Wash. (Spokane Veterans Memorial Arena)	4	12	--	N.D. State	W	63-44
	March 27	West	Sweet 16	Anaheim, Calif. (Honda Center)	4	1	4/5	Arizona	L	64-70
2015	March 20	South	Second	Charlotte, N.C. (Time Warner Cable Arena)	8	9	--	St. John's	W	76-64
	March 22	South	Third	Charlotte, N.C. (Time Warner Cable Arena)	8	1	4/5	Duke	L	49-68
2018	March 15	West	First	Wichita, Kan. (INTRUST Bank Arena)	11	6	21/19	Houston	L	65-67

* Recaps and box scores on pages 176-183.

Six Division I Postseason NIT Appearances (8-6)

Year	Date	Round	Site	Opponent	Result	Score
1982	March 12	First	San Diego, Calif. (Sports Arena)	UC Irvine	L	69-70
2003	March 19	First	San Diego, Calif. (Cox Arena)	UC Santa Barbara	ot-W	67-62
	March 21	Second	Lubbock, Texas (United Spirit Arena)	at Texas Tech	L	48-57
2007	March 14	First	Springfield, Mo. (Hammons Student Center)	at Missouri State	W	74-70
	March 19	Second	Syracuse, N.Y. (Carrier Dome)	at Syracuse	L	64-80
2008	March 19	First	Gainesville, Fla. (O'Connell Center)	at Florida	L	49-73
2009	March 17	First	San Diego, Calif. (Cox Arena)	Weber State	W	65-49
	March 20	Second	San Diego, Calif. (Jenny Craig Pavilion)	Kansas State	W	70-52
	March 25	Quarterfinals	San Diego, Calif. (Cox Arena)	Saint Mary's	W	70-66
	March 31	Semifinals	New York, N.Y. (Madison Square Garden)	vs. Baylor	L	62-76
2016	March 16	First	San Diego, Calif. (Viejas Arena)	IPFW	W	79-55
	March 21	Second	San Diego, Calif. (Viejas Arena)	Washington	W	93-78
	March 23	Quarterfinals	San Diego, Calif. (Viejas Arena)	Georgia Tech	W	72-56
	March 29	Semifinals	New York, N.Y. (Madison Square Garden)	George Washington	L	46-65

* Recaps and box scores on pages 176-183.

Three Division II NCAA Appearances (5-3) | Two Quarterfinal Appearances (1957, 1967)

Year	Date	Round	Site	Opponent	Result	Score
1957	March 2	First	San Diego, Calif.	Chapman	W	75-56
	March 9	Second	Denver, Colo.	at Regis (Colo.)	W	81-78
	March 13	Quarterfinals	Evansville, Ind.	vs. Cal State Los Angeles	L	55-57
1967	March 10	Sub-Regional	San Diego, Calif.	Portland State	W	101-73
	March 11	Region Champ.	San Diego, Calif.	Regis (Colo.)	W	81-78
	March 15	Quarterfinals	Evansville, Indiana	vs. Illinois State	3ot-L	76-77
1968	March 8	Sub-Regional	San Diego, Calif.	UC Irvine	L	69-78
	March 9	Regional Cons.	San Diego, Calif.	UC Davis	W	79-72

Six NAIA Appearances (15-5) | 1941 National Champions | Three Title Game Appearances

Year	Date	Round	Site	Opponent	Result	Score
1939	March 14	First	Kansas City, Mo.	Northern State (S.D.)	W	49-25
	March 15	Second	Kansas City, Mo.	East Texas State	W	41-36
	March 16	Quarterfinals	Kansas City, Mo.	Manchester	W	49-41
	March 17	Semifinals	Kansas City, Mo.	Peru State (Neb.)	W	49-29
	March 18	Finals	Kansas City, Mo.	Southwest College (Kan.)	L	31-32
1940	March 12	First	Kansas City, Mo.	East Central State (Okla.)	W	36-35
	March 13	Second	Kansas City, Mo.	Appalachian State (N.C.)	W	48-46
	March 14	Quarterfinals	Kansas City, Mo.	Pittsburg State (Kan.)	W	32-30
	March 15	Semifinals	Kansas City, Mo.	Delta State (Miss.)	W	30-28
	March 16	Finals	Kansas City, Mo.	Tarkio College (Mo.)	L	42-52
1941	March 11	First	Kansas City, Mo.	Montana State	W	46-29
	March 12	Second	Kansas City, Mo.	Culver Stockton (Mo.)	ot-W	46-41
	March 13	Quarterfinals	Kansas City, Mo.	Texas Wesleyan	W	44-42
	March 14	Semifinals	Kansas City, Mo.	West Texas State	W	43-40
	March 15	Finals	Kansas City, Mo.	Murray State	W	36-34
1942	March 10	First	Kansas City, Mo.	Chadron State (Neb.)	W	39-36
	March 11	Second	Kansas City, Mo.	Bemidji State	L	32-41
1954	March 1	First	Pasadena, Calif.	Pasadena Nazarene	L	87-90
1956	March 13	First	Kansas City, Mo.	Alderson-Broadbudd	W	77-64
	March 14	Second	Kansas City, Mo.	Gustavus Adolphus	L	60-69

SDSU NCAA Division I Tournament Records

Most Points

83, vs. Indiana, March 16, 2006

Most Field Goals

35, vs. UNLV, March 14, 1975

Most Field Goals Attempted

73, vs. UCLA, March 13, 1976

Highest FG Percentage

56.4, vs. Indiana, March 16, 2006

Most Three-Point FG

10, vs. Indiana, March 16, 2006

Most Three-Point FGA

23, vs. Florida Gulf Coast, March 24, 2013;
vs. North Carolina State, March 16, 2012

Highest Three-Point FG Pct.

55.6, vs. Indiana, March 16, 2006

Most Free Throws

21, vs. Houston, March 15, 2018;
vs. New Mexico State, March 20, 2014

Most Free Throws Att.

35, vs. Houston, March 15, 2018

Highest Free-Throw Pct.

100.0, vs. Temple, March 19, 2011

Total Rebounds

53, vs. UNLV, March 14, 1975

Assists

21, vs. UNLV, March 14, 1985

Blocked Shots

9, vs. New Mexico State, March 20, 2014

INTRODUCTION

COACHES & STAFF

PLAYERS

2019-20 REVIEW

RECORDS

HISTORY

UNIVERSITY

AZTEC BASKETBALL MEDIA GUIDE

National Postseason Tournaments



MOUNTAIN WEST-RECORD 12-TIME CONFERENCE CHAMPIONS

1975 NCAA Tournament (First Round)

No. 17 UNLV 90, San Diego State 80
March 15, 1975 • Tempe, Ariz.
University Activity Center • Att.: NA

TEMPE, Ariz. -- SDSU's first postseason game at the Division I level nearly produced an upset, but UNLV hung on for a 90-80 victory in the first round of the NCAA tournament.

The Aztecs received a game-high 25 points from Will Connelly and a double-double from Ray Leary, who added 10 points and a game-high 11 assists. San Diego State also tallied a double-double from Steve Copp, who pulled down a game-high 17 rebounds to go along with 16 points.

Eddie Owens and Ricky Sobers led UNLV with 21 points each and Lewis Brown posted 18 points and 12 rebounds.

UNLV forced 22 turnovers and SDSU struggled from the free-throw line, converting just 10-of-25 attempts, allowing the Rebels to advance to the next round.

SDSU	FG	FT	REB	PF	TP	A	TO	B	ST	MP
Copp	5-10	6-11	17	4	16	2	4	0	0	35
Kovach	5-11	0-2	5	3	10	1	2	0	1	33
Connelly	12-22	1-4	12	2	25	0	3	2	0	39
Bunting	2-9	0-0	5	4	4	2	5	0	0	30
Leary	5-9	0-0	1	5	10	11	5	0	0	31
Delsman	2-3	2-5	2	0	6	2	2	0	0	10
Green	3-4	1-2	3	1	7	0	1	0	3	5
Earle	0-2	0-0	2	4	0	0	0	0	0	13
Contreras	1-1	0-0	0	0	2	1	0	0	0	2
Welshans	0-0	0-1	2	1	0	0	0	0	0	2
Team			4							
Totals	35-71	10-25	53	24	80	19	22	2	4	200
	49.3	40.0								

UNLV	FG	FT	REB	PF	TP	A	TO	B	ST	MP
Robinson	4-11	1-3	8	2	9	2	3	2	1	34
Gondrezick	4-11	0-0	4	5	8	1	0	0	0	18
Brown	9-14	0-1	12	4	18	0	1	3	2	30
Owens	10-15	1-4	8	2	21	0	4	0	4	31
Sobers	7-16	7-8	2	4	21	4	2	0	3	37
Batts	2-4	2-3	2	5	6	1	0	0	1	19
Smith	3-6	1-2	1	1	7	1	0	0	0	24
Milke	0-1	0-0	1	0	0	0	1	0	1	4
Porter	0-1	0-1	1	0	0	0	0	0	0	2
Freeman	0-0	0-0	1	1	0	0	1	0	0	1
Team			3							
Totals	39-79	12-22	43	24	90	9	12	5	12	200
	49.4	54.5								

Score By Periods	1	2	Total
San Diego State	43	37	- 80
UNLV	48	42	- 90

Officials: Brown and Crowell.

1976 NCAA Tournament (First Round)

No. 6 UCLA 74, San Diego State 64
March 13, 1976 • Eugene, Ore.
McArthur Court • Att.: 9,100

EUGENE, Ore. -- Richard Washington, a 1976 second-team All-American, and Marques Johnson, the 1977 player of the year, combined for 44 points as UCLA defeated SDSU, 74-64, in the first round of the NCAA tournament.

The Aztecs gave the Bruins a game, trailing by just three points at intermission and using a 12-4 run to close to within eight with just under four minutes left.

SDSU's Academic All-American Steve Copp led the Aztecs with 20 points and 11 rebounds. Bob Kovach (11), Will Connelly (11) and Allen Bunting (10) also scored in double figures for the Aztecs. Washington led all scorers with 25 points for UCLA.

The Bruins used a stifling defense to hold SDSU to 34.2 percent shooting, but the Aztecs converted 14 of 19 free-throw opportunities. SDSU forced 19 UCLA turnovers, while limiting their own to only 11.

SDSU	FG	FT	REB	PF	TP	A	TO	B	ST	MP
Leary	3-7	0-0	1	1	6	4	3	0	0	25
Earle	0-2	0-0	1	1	0	0	1	0	0	4
Delsman	2-4	0-0	2	3	4	2	1	0	1	18
Brown	0-0	0-0	1	0	0	0	0	0	0	1
Copp	8-19	4-5	11	3	20	0	1	1	1	38
Dodd	0-0	0-0	0	0	0	0	0	0	0	1
Kovach	3-11	5-8	6	3	11	1	1	0	1	34
Connelly	5-14	1-2	9	3	11	0	0	0	0	38
Kramer	1-3	0-0	0	0	2	0	0	0	0	5
Bunting	3-13	4-4	5	3	10	2	4	1	0	36
Team			4							
Totals	25-73	14-19	40	17	64	9	11	2	3	200
	34.2	73.7								

UCLA	FG	FT	REB	PF	TP	A	TO	B	ST	MP
Townsend	3-6	0-0	0	2	6	2	1	0	2	33
Washington	10-15	5-5	8	3	25	4	5	1	0	36
Vroman	0-0	0-0	2	2	0	0	1	0	0	4
Greenwood	1-3	2-2	3	4	4	1	3	0	1	22
Drollinger	2-4	0-0	7	4	4	1	1	0	0	14
Spillane	1-2	0-0	1	2	2	1	1	0	0	10
McCarter	4-9	2-5	5	0	10	2	1	1	2	38
Olinde	0-0	0-0	0	0	0	0	1	0	0	1
Johnson	7-9	5-6	9	4	19	2	4	4	1	35
Smith	2-7	0-0	1	1	4	1	1	0	0	7
Team			8							
Totals	30-55	14-18	44	22	74	14	19	6	6	200
	54.5	77.7								

Score By Periods	1	2	Total
San Diego State	32	32	- 64
UCLA	35	39	- 74

Officials: Fouty, Dreith.

1982 NIT (First Round)

UC Irvine 70, San Diego State 69
March 12, 1982 • San Diego, Calif.
San Diego Sports Arena • Att.: 8,114

SAN DIEGO -- San Diego State's rally from an 11-point second-half deficit fell short as UC Irvine claimed a 70-69 victory in the first round of the NIT.

The Aztecs, who never led after the opening five minutes of the game, trailed 63-55 with eight minutes remaining before an 11-4 run cut the deficit to 67-66 with 2:49 remaining. SDSU trailed 70-69 and had an opportunity to win, but Don Plummer was unable to convert on a 21-foot jumper at the buzzer.

Plummer led the Aztecs with 19 points and added seven rebounds. Keith Smith had eight points while dishing out 13 assists for San Diego State.

The Anteaters shot 60.9 percent from the field while holding SDSU to only 43.7 percent shooting. However, the Aztecs countered with an aggressive defense that led to 13 steals and 19 UCI turnovers. SDSU also outrebounded the Anteaters 36-30, but only managed to shoot 7 of 13 from the line.

UCI	FG	FT	REB	PF	TP	A	TO	B	ST	MP
Rainer	1-4	5-6	4	1	7	2	4	0	0	31
McDonald	2-8	2-2	7	3	6	2	2	0	0	29
Magee	9-12	2-4	5	0	20	4	0	1	23	
Fuller	5-7	4-6	3	4	14	7	5	0	2	40
Whieldon	9-10	0-1	3	2	18	5	2	1	1	39
Thornton	2-3	1-2	6	4	5	0	1	0	0	20
Crossley	0-2	0-0	0	2	0	2	1	0	0	18
Team			2							
Totals	28-46	14-21	30	16	70	18	19	1	4	200
	60.9	66.7								

SDSU	FG	FT	REB	PF	TP	A	TO	B	ST	MP
Morris	3-10	3-4	2	3	9	1	1	0	2	21
Cage	5-10	0-0	9	2	10	0	1	1	1	40
Allen	1-1	0-0	2	0	2	0	0	0	0	7
Smith	3-12	2-4	0	4	8	13	5	0	3	38
Jones	6-16	1-3	5	3	13	2	1	1	1	36
Gordon	4-4	0-1	6	1	8	1	1	0	5	22
Caldwell	0-1	0-0	0	1	0	0	0	0	0	2
Plummer	9-16	1-1	7	3	19	1	3	0	0	27
Garwood	0-1	0-0	1	0	0	2	0	1	4	4
Holden	0-0	0-0	1	1	0	0	0	0	0	3
Team			4							
Totals	31-71	7-13	36	19	69	18	14	2	13	200
	43.7	53.8								

Score By Periods	1	2	Total
UC Irvine	46	24	- 70
San Diego State	40	29	- 69

Officials: Bosone, Sitov, White.

1985 NCAA Tournament (First Round)

No. 9 UNLV 85, San Diego State 80
March 14, 1985 • Salt Lake City, Utah
Special Events Center • Att.: 7,351

SALT LAKE CITY -- SDSU made a late run at No. 9 UNLV but did not have enough firepower to overcome a 10-point halftime deficit as the Rebels earned an 85-80 victory in the first round of the NCAA tournament.

The Aztecs trailed by as many as 13 in the first half, but tied the game at 56 with under 10 minutes remaining. UNLV rebuilt the lead but SDSU did not give in to the more athletic Rebels as it cut the deficit to three, when Anthony Watson hit a jumper with 1:02 left. The Aztecs were forced to foul down the stretch and UNLV knocked down the free throws to secure the victory.

Leonard Allen poured in a game-high 23 points for SDSU and Anthony Watson scored 19. Forwards Michael Kennedy and John Martens also cracked double-fig-

ures as they added 11 points apiece.

The Rebels were led by Arnon Gilliam, who posted 21 points and 10 rebounds. Ritchie Adams, the Rebels' leading scorer on the season, was saddled with foul trouble from the start of the game and finished with 10 points in only 23 minutes of action.

SDSU	FG	FT	REB	PF	TP	A	TO	B	ST	MP
Kennedy	5-8	1-3	8	3	11	0	1	1	0	29
Martens	4-8	3-4	2	4	11	0	4	0	0	28
Allen	8-10	7-10	9	4	23	0	0	4	3	36
Watson	9-15	1-4	3	5	19	6	4	0	2	33
Dorsey	0-3	2-4	6	3	2	8	4	0	0	31
Konek	1-5	3-4	3	4	5	7	3	0	0	20
Owens	2-3	0-0	0	0	4	0	1	0	1	8
Ross	2-4	1-1	3	1	5	0	1	1	0	8
Murray	0-0	0-0	0	1	0	0	0	0	0	7
Team			5							
Totals	31-56	18-30	39	25	80	21	18	6	6	200
	55.4	60.0								

UNLV	FG	FT	REB	PF	TP	A	TO	B	ST	MP
James	3-8	4-4	2	3	10	4	3	0	1	27
Gilliam	7-12	7-12	10	2	21	2	2	1	2	31
Adams	4-11	2-2	4	4	10	0	0	2	2	23
Jones	9-13	0-1	4	3	18	4	2	1	1	34
Banks	2-7	4-5	5							

National Postseason Tournaments



MOUNTAIN WEST-RECORD 12-TIME CONFERENCE CHAMPIONS

Heath	*35	5-17	3-12	2-4	0	0	7	2	0	2	15
Williams	*35	1-6	1-4	0-1	8	2	2	1	0	3	3
Johnson	4	0-1	0-0	0-0	0	0	0	0	0	0	0
Pastorek	4	0-0	0-0	1-2	0	1	0	0	0	0	1
Spain	26	2-3	1-1	3-6	6	1	1	0	2	1	8
Team											
Totals	200	23-64	6-21	12-22	33	11	14	8	5	8	64

(2) Florida	MP	FG	3FG	FT	R	F	A	TO	B	S	TP
Roberts	*29	4-4	0-0	0-0	8	3	0	2	0	1	8
Nichols	*31	7-18	3-11	3-4	5	0	2	3	0	0	20
Watkins	*25	2-3	0-0	0-0	8	4	1	0	6	1	4
Rutins	*28	5-10	5-9	0-0	6	1	5	2	0	1	15
Devendorf	*33	4-11	0-4	0-1	2	4	7	2	2	2	8
Thomas	2	0-0	0-0	0-0	0	0	0	0	0	0	0
Harris	23	5-10	0-0	2-5	7	0	3	3	1	0	12
Burach	1	1-1	0-0	2-0	0	0	0	0	0	0	2
Gorman	10	2-3	0-0	0-0	2	2	2	0	0	0	4
Whitf	16	2-3	1-1	2-2	4	1	1	2	0	1	7
Presutti	1	0-1	0-0	0-0	0	0	1	0	0	0	0
Diiegro	1	0-0	0-0	0-0	0	1	0	0	0	0	0
Team											
Totals	200	32-66	9-25	7-12	49	16	21	15	9	6	80

Halftime: Syracuse 38, SDSU 33. FG%: Syracuse 48.5, SDSU 35.9. 3FG%: Syracuse 36.0, SDSU 28.6. FT%: Syracuse 58.3, SDSU 54.5. Officials: Gary Maxwell, Gary Prager, Curtis Blair. Technicals: Eric Devendorf, Syracuse.

2008 NIT (First Round)

Florida 73, San Diego State 49

March 19, 2008 • Gainesville, Fla.
O'Connell Center • Att.: 5,188

GAINESVILLE, Fla. -- In its third consecutive postseason appearance and its second straight in the NIT, San Diego State was dropped by Florida, 73-49, in a first-round matchup at the O'Connell Center.

The second-seeded Gators never trailed in the game and opened the game on a 7-2 run, before the seventh-seeded Aztecs tied the score at nine with 14:12 remaining in the first half. SDSU, however, would never get closer than three points the rest of the way and Florida went into the half with a 35-23 cushion.

In the second half, the Gators' lead ballooned to 21 points with less than 10 minutes gone. San Diego State managed to cut the lead to 17 points with 5:42 left in the game, but Florida kept the Aztecs at bay as they cruised to the 24-point victory.

For the game, the Gators shot 53.4 percent from the field, including an amazing 63.0 percent in the second half. All five starters shot above 50 percent and Florida's two leading scorers, Marnesse Speights (18 points) and Nick Calathes (16 points), combined to shoot 15-for-25.

SDSU, meanwhile, was led by Ryan Amoroso's game-high numbers of 19 points and seven rebounds.

(7) SDSU	MP	FG	3FG	FT	R	F	A	TO	B	S	TP
White	*33	0-0	0-0	0-2	1	0	0	3	0	1	0
Amoroso	*33	8-16	1-3	2-2	7	3	0	1	0	0	19
Williams	*29	4-8	1-3	0-0	4	4	1	3	0	0	9
Thomas	*19	0-2	0-0	0-0	3	1	1	1	0	0	0
Gay	*30	2-5	1-3	0-0	2	1	1	1	0	0	5
Johnson	1	0-0	0-0	0-0	0	0	0	0	0	0	0
Pastorek	1	0-0	0-0	0-0	0	0	0	0	0	0	0
Lamb	9	0-1	0-0	0-0	1	0	1	0	1	0	0
Wade	30	5-13	0-0	1-5	2	1	7	3	0	0	11
Davis	15	2-4	1-3	0-0	0	0	0	2	0	1	5
Team											
Totals	200	21-49	4-12	3-9	22	11	11	14	1	3	49

(2) Florida	MP	FG	3FG	FT	R	F	A	TO	B	S	TP
Werner	*28	4-5	1-2	0-0	5	0	1	0	2	2	9
Calathes	*29	7-11	2-3	0-0	5	1	5	4	0	1	16
Speights	*28	8-14	0-0	2-2	6	3	1	2	0	0	18
Lucas	*29	3-6	1-3	1-2	0	2	4	1	0	2	8
Hodge	*20	3-5	1-2	0-0	2	2	2	0	0	3	7
Mitchell	10	1-2	1-2	0-0	1	1	0	2	0	0	3
Allen	15	1-4	1-2	0-0	2	1	1	0	0	0	3
Tyus	18	2-5	0-0	0-0	6	1	1	0	3	0	4
Parsons	22	2-6	0-2	1-2	6	2	1	0	0	1	5
Fricke	1	0-0	0-0	0-0	0	0	0	0	0	0	0
Team											
Totals	200	31-58	7-16	4-6	35	13	16	10	5	9	73

Halftime: Florida 35, San Diego State 23. FG%: Florida 53.4, San Diego State 42.9. 3FG%: Florida 43.8, San Diego State 33.3. FT%: Florida 66.7, San Diego State 33.3. Officials: Jim Burr, Steve Welmer, Brent Barnaky. Technicals: None.

2009 NIT (First Round)

San Diego State 65, Weber State 49

March 17, 2009 • San Diego, Calif.
Cox Arena • Att.: 4,314

SAN DIEGO -- Top-seeded San Diego State won its third-ever Division I postseason tournament game with its 65-49 first round National Invitation Tournament decision over eighth-seeded Weber State at Cox Arena.

San Diego State, which trailed for only 28 seconds in the entire game, was never threatened after Richie Williams nailed a three-pointer with 13:29 left in the first half giving the Aztecs a 12-8 lead. San Diego State subsequently unleashed a 22-4 run over the final 7:38 of the period to up, 39-17, at halftime.

Following the intermission, SDSU kept the pressure on Weber State as the Aztecs enjoyed a double-digit lead the rest of the way en route to victory.

Lorenzo Wade continued his stellar play with 20 points and 10 rebounds, his third 20-point game and second double-double in his last four outings. Senior teammate Kyle Spain chipped in with 11 points.

Leading the way for Weber State was Kellen McCoy, who ended his night with 14 points.

(8) WSU	MP	FG	3FG	FT	R	F	A	TO	B	S	TP
Bullinger	*25	1-4	1-4	2-2	2	3	1	2	0	0	5
Lillard	*33	4-12	0-4	2-2	7	1	1	5	0	1	10
Hansen	*27	0-6	0-5	0-0	1	0	2	1	0	1	0
McCoy	*33	5-10	2-6	2-2	3	1	0	3	0	1	14
Panos	*18	2-5	0-0	0-0	3	1	0	1	0	0	4
Cottle	1	0-2	0-1	0-0	0	0	0	0	0	0	0
Benson	2	0-0	0-0	0-0	2	0	1	0	0	0	0
Ramos	2	1-1	0-0	0-0	3	0	0	0	0	0	2
Davis	24	2-4	0-1	0-0	3	4	2	4	1	2	4
Mahoney	13	2-2	0-0	0-4	3	0	1	0	2	0	4
Morris	22	3-4	0-0	0-0	1	0	0	0	1	0	6
Team											
Totals	200	20-50	3-21	6-10	33	10	8	16	4	5	49

(1) SDSU	MP	FG	3FG	FT	R	F	A	TO	B	S	TP
Spain	*32	4-14	2-8	1-2	3	0	1	3	0	2	11
Wade	*32	9-14	0-2	2-2	10	2	3	2	1	1	20
White	*20	4-7	0-0	2-3	5	2	2	1	0	0	10
Amoroso	*23	3-5	1-1	0-0	3	3	1	1	1	1	7
Gay	*24	1-3	0-2	0-0	2	0	5	1	0	1	2
Island	1	0-1	0-1	0-0	0	0	0	0	0	0	0
Williams	24	3-7	2-4	0-0	2	1	1	1	0	0	8
Horton	1	0-1	0-0	0-0	0	0	0	0	0	0	0
Deutchman	2	0-0	0-0	0-0	1	0	0	0	0	0	0
Thomas	8	0-0	0-0	0-0	1	1	0	0	0	0	0
Shelton	15	1-4	0-1	2-2	5	0	1	0	0	1	4
Smith	2	0-1	0-1	0-0	0	0	0	0	0	0	0
Cheriet	16	1-5	0-1	1-2	2	2	0	1	1	0	3
Team											
Totals	200	26-62	5-21	8-11	37	11	15	10	3	6	65

Halftime: San Diego State 39, Weber State 17. FG %: San Diego State 41.9, Weber State 40.0. 3FG%: San Diego State 23.8, Weber State 14.3. FT%: San Diego State 72.7, Weber State 60.0. Officials: Ruben Ramos, Bruce Hicks, Shawn Lehig. Technicals: None.

2009 NIT (Second Round)

San Diego State 70, Kansas State 52

March 20, 2009 • San Diego, Calif.
Jenny Craig Pavilion • Att.: 5,100

SAN DIEGO -- Due to the first and second rounds of the NCAA Women's Basketball Tournament at Cox Arena, top-seeded San Diego State moved its game with fourth-seeded Kansas State to the University of San Diego's Jenny Craig Pavilion and dismissed the Wildcats in the second round of the NIT, 70-52, in front of a capacity crowd of 5,100.

SDSU led for the entire game and was spearheaded by the efforts of Kyle Spain, Richie Williams and Billy White. Spain finished with a game-high 16 points and seven rebounds, while Williams added 14 points and a game-high four steals. White, meanwhile, went 6-for-6 from the field and ended with 15 points.

SDSU led by as many as eight points nearly nine minutes into the game, but allowed K-State to creep back into it after the visitors scored the final five points of the first half to get within two, 27-25, at halftime.

The Wildcats scored the first bucket of the second half to knot the score at 27, but a layup by White gave the Aztecs a lead it would not relinquish. SDSU expanded its lead to 22 on a layup by Ryan Amoroso with 7:53 to go and the rout was on as the Aztecs cruised into the quarterfinals of the NIT.

(4) KSU	MP	FG	3FG	FT	R	F	A	TO	B	S	TP
Sutton	*18	2-5	0-0	0-0	6	3	0	1	0	1	4
Kent	*22	3-10	0-1	2-2	6	1	2	0	0	0	8
Colon	*15	1-3	0-0	0-0	3	2	0	2	0	0	2

Pullen	*18	0-4	0-3	3-4	2	2	1	2	0	0	3
Clemente	*34	5-15	1-5	1-1	1	3	3	5	0	1	12
Brown	26	2-4	0-2	2-3	1	1	0	3	0	1	6
Werner	2	0-2	0-2	0-0	0	0	0	0	0	0	0
Awaji	20	3-5	1-2	0-0	3	1	1	0	0	1	7
Samuels	22	1-6	0-2	1-2	1	4	1	3	2	2	3
Ojleye	2	0-1	0-0	0-0	3	0	0	0	0	0	0
Anderson	21	2-5	0-0	3-4	6	1	0	1	1	1	7
Team											
Totals	200	19-60	2-17	12-16	35	18	8	18	3	7	52

(1) SDSU	MP	FG	3FG	FT	R	F	A	TO	B	S	TP
Spain	*31	5-13	0-2	6-7	7	2	2	2	0	2	16
Wade	*31	3-11	0-1	2-2	4	2	4	3	0	2	8
White	*24	6-6	0-0	3-4	4	3	1	0	3	1	15
Amoroso	*25	3-5	0-2	1-2	3	2	3	0	0	0	7
Williams	*32	4-5	2-2	4-4	3	2	1	4	0	4	14
Island	1	0-0	0-0	0-0	0	0	0	0	0	0	0
Horton	1	0-0	0-0	0-0	0	0	0	0	0	0	0
Deutchman	1	0-0	0-0	0-0	1	0	0	0	0	0	0
Thomas	6										

National Postseason Tournaments



MOUNTAIN WEST-RECORD 12-TIME CONFERENCE CHAMPIONS

lead from there and attempted to put the game out of reach with a 11-2 run. SDSU, however, clawed its way back to cut the margin to 65-64 on a three-pointer by D.J. Gay. UConn responded once again and finished the game on an 9-3 run to spoil the Aztecs' comeback and clinch the victory.

(3) UCONN	MP	FG	3FG	FT	R	F	A	TO	B	S	TP
Olander	*5	1-2	0-0	1-0	0	0	0	0	0	0	2
Smith	*32	2-4	1-2	0-0	8	3	1	1	2	1	5
Oriakhi	*35	2-7	0-0	1-2	9	3	2	2	1	0	5
Lamb	*30	9-11	3-3	3-4	2	3	1	1	0	1	24
Walker	*40	12-25	4-8	8-10	3	3	4	0	2	3	36
Beverly	3	0-0	0-0	0-0	2	0	0	0	0	0	0
Coombs-McDaniel	24	0-3	0-1	0-0	4	1	0	0	0	0	0
Giffey	1	0-0	0-0	0-0	1	0	0	0	0	0	0
Napier	21	1-5	0-2	0-0	3	2	6	1	0	1	2
Okwandu	9	0-0	0-0	0-0	0	0	0	0	0	0	0
Team					5						
Totals	200	27-57	8-16	12-16	35	16	13	9	3	5	74

(2) SDSU	MP	FG	3FG	FT	R	F	A	TO	B	S	TP
Thomas	*33	6-11	0-0	1-4	8	2	3	0	0	0	13
Leonard	*29	5-12	1-4	1-2	9	4	4	2	0	0	12
White	*39	6-8	0-0	2-4	4	2	2	1	0	1	14
Tapley	*32	2-10	1-7	0-0	3	3	2	2	1	0	5
Gay	*35	5-15	4-9	2-3	4	1	0	3	0	2	16
Carlwell	7	1-3	0-0	0-0	1	0	0	0	0	0	2
Shelton	1	0-0	0-0	0-0	0	0	0	0	0	0	0
Rahon	18	1-4	1-2	0-0	1	0	2	0	0	0	3
Franklin, J.	6	1-1	0-0	0-0	2	2	1	1	0	1	2
Team					5						
Totals	200	27-64	7-22	6-13	37	14	9	1	4	4	67

Halftime: Connecticut 36, San Diego State 27. **FG%:** Connecticut 47.4, San Diego State 42.2. **3FG%:** Connecticut 50.0, San Diego State 31.8. **FT%:** Connecticut 75.0, San Diego State 46.2. **Officials:** Tom O'Neill, Steve Olson, Patrick Adams. **Technical:** San Diego State - Kawhi Leonard, Jamaal Franklin.

2012 NCAA Tournament

North Carolina State 79, No. 22/23 San Diego State 65
March 16, 2012 • Columbus, Ohio
Nationwide Arena • Att.: 17,030

COLUMBUS, Ohio — No. 22/23 San Diego State was unable to advance past the second round of the NCAA tournament, dropping a 79-65 decision to No. 11 seed North Carolina State at Nationwide Arena.

SDSU found itself down by just four, 33-29, at the half despite shooting 37.9 percent from the field. The Aztecs, however, shot 40 percent from three-point range compared to the 16.7 percent by the Wolfpack. NC State's 51.9 shooting percentage and 20-13 rebound advantage made up for the lack of three-point shots.

Coming out of the break, San Diego State managed to cut the deficit to one on a three-pointer by Chase Tapley. That would be short lived as North Carolina State used an 8-2 run to extend its lead to 43-36.

The Aztecs kept it close despite being down by as many as nine points and managed to punch within three after scoring on five consecutive possessions. Wolfpack head coach Mark Gottfried then called a timeout that sparked a 9-4 run and extended NC State's lead to 10 with 5:37 remaining.

From there, the Wolfpack never looked back and eventually won by a 14-point margin.

(11) NCSU	MP	FG	3FG	FT	R	F	A	TO	B	S	TP
Howell	*28	10-12	0-0	2-4	2	4	2	1	1	1	22
Leslie	*32	5-10	0-1	5-9	5	3	1	1	0	0	15
Wood	*32	4-8	1-4	1-3	3	2	0	1	1	0	10
Brown	*40	5-9	2-2	5-6	9	1	8	5	1	2	17
Williams	*34	3-7	0-0	0-0	7	1	2	0	0	0	6
Painter	19	4-5	0-0	1-1	2	2	0	1	0	0	9
Johnson	15	0-2	0-0	0-0	3	0	0	1	0	0	0
Team					7						
Totals	200	31-53	3-9	14-21	38	13	13	10	3	3	79

(6) SDSU	MP	FG	3FG	FT	R	F	A	TO	B	S	TP
Shelton	*13	0-2	0-0	0-0	2	4	1	0	0	0	0
Thames	*36	2-8	0-2	1-2	3	2	1	2	0	1	5
Rahon	*34	5-11	1-5	0-0	3	1	0	1	0	0	11
Franklin, J.	*37	6-15	4-9	7-7	8	4	2	3	1	1	23
Tapley	*36	7-18	3-7	2-3	6	2	4	2	0	1	19
Franklin, L.	4	0-1	0-0	0-0	0	1	0	0	0	0	0
Green	22	1-4	0-0	0-0	1	1	0	0	1	0	2
Stephens	18	2-2	0-0	1-2	2	3	0	0	0	0	5
Team					4						
Totals	200	23-61	8-23	11-14	29	17	9	9	2	3	65

Halftime: North Carolina State 33, San Diego State 29. **FG%:** North Carolina State 58.5, San Diego State 37.7. **3FG%:** San Diego State 34.8, North Carolina State 33.3. **FT%:** San Diego State 37.7, North Carolina State 66.7. **Officials:** Doug Shows, Mike Nance, Bert Smith. **Technical:** None.

2013 NCAA Tournament

San Diego State 70, Oklahoma 55
March 22, 2013 • Philadelphia, Pa.
Wells Fargo Center • Att.: 20,125

PHILADELPHIA — Seventh-seeded San Diego State rallied from a nine-point first-half deficit to beat 10th-seeded Oklahoma, 70-55, in the second round of the NCAA Tournament at Wells Fargo Center.

The win marked the third in program history and the third in the last three seasons for SDSU, which was 0-6 in the NCAA tournament prior to the 2011 campaign.

Jamaal Franklin led the way for the Aztecs with 21 points, eight rebounds, five assists and two steals. James Rahon added 17 points in 19 minutes off the bench and DeShawn Stephens collected a career-high 11 boards.

The Sooners broke the game open midway through the first half as a 12-0 surge propelled them to a 23-14 lead with 9:40 to go in the first half. The Aztecs, however, closed on a 17-10 run to trail, 33-31, at halftime.

In the final 20 minutes, SDSU took control of the boards, aided by five offensive and defensive rebounds by Stephens, and subsequently took control of the game.

Oklahoma led 36-35 with 18:03 left in regulation and it marked the final time the Sooners would have the lead. After OU tied the game at 48-48, SDSU went on an 8-0 run and never looked back. Romero Osby temporarily stopped the Aztec surge with a three-pointer, but San Diego State responded with seven unanswered points to move ahead by 12 with 2:11 to play and eventually sealed the 15-point victory.

SDSU finished with a 40-29 rebounding advantage after being minus-2 in the category at halftime. The Aztecs also held the Sooners to 37.0-percent shooting in the second half, while shooting 46.2 percent in the final 20 minutes themselves. SDSU also set a season-high for free-throw accuracy, finishing at 94.1 percent.

(10) OU	MP	FG	3FG	FT	R	F	A	TO	B	S	TP
N'Baye	*24	4-10	0-3	0-0	4	3	1	1	0	0	8
Osby	*37	9-15	2-3	2-3	8	3	2	1	0	1	22
Grooms	*18	1-3	1-2	0-0	0	1	3	2	0	0	3
Pledger	*22	1-8	1-6	0-0	2	4	0	0	0	0	3
Hornbeak	*24	2-5	0-2	1-2	2	4	1	0	0	1	5
Hield	25	2-5	0-3	0-0	4	3	1	2	0	1	4
Fitzgerald	3	0-0	0-0	0-0	0	0	0	0	0	0	0
Cousins	22	2-6	1-1	1-3	5	2	2	2	0	1	6
Neal	9	0-1	0-1	0-0	2	0	0	0	0	0	0
Clark	16	2-5	0-0	0-0	1	0	0	1	2	2	4
Team					1						
Totals	200	23-58	5-21	4-8	29	20	10	9	2	6	55

(7) SDSU	MP	FG	3FG	FT	R	F	A	TO	B	S	TP
O'Brien	*28	2-3	0-0	2-2	4	2	3	2	1	0	6
Stephens	*26	3-6	0-0	1-2	11	2	1	2	1	0	7
Thames	*34	2-9	1-4	0-0	6	0	4	3	0	1	5
Franklin, J.	*37	6-13	2-3	7-7	8	3	5	2	0	2	21
Tapley	*28	3-10	1-4	3-3	3	2	2	1	0	1	10
Spencer	14	1-2	0-0	0-0	0	0	0	0	1	0	2
Rahon	19	6-11	2-4	3-3	2	1	0	0	0	1	17
Shepard	14	1-2	0-0	0-0	2	1	0	1	0	0	2
Team					4						
Totals	200	24-56	6-15	16-17	40	11	15	11	3	5	70

Halftime: Oklahoma 33, San Diego State 31. **FG%:** San Diego State 42.9, Oklahoma 39.7. **3FG%:** San Diego State 40.0, Oklahoma 23.8. **FT%:** San Diego State 94.1, Oklahoma 50.0. **Officials:** Ed Corbett, Lamar Simpson, Ron Groover. **Technical:** None.

2013 NCAA Tournament

Florida Gulf Coast 81, San Diego State 71
March 24, 2013 • Philadelphia, Pa.
Wells Fargo Center • Att.: 20,125

PHILADELPHIA — Looking to advance to the Sweet 16 for the second time in three seasons, seventh-seeded SDSU's bid fell short as it fell to 15th-seeded Florida Gulf Coast, 81-71, in the third round of NAAs.

With the win, the Eagles became the first 15-seed in NCAA history to reach the Sweet 16. For the Aztecs, the loss ended their season with a 23-11 record.

SDSU received 20 points and 11 rebounds from Jamaal Franklin and Chase Tapley poured in 17 points. James Rahon and DeShawn Stephens, meanwhile, added 12 and 10 points, respectively.

The first half was a fairly close affair. Florida Gulf Coast jumped out to an early 7-2 lead, but San Diego State answered with a 12-0 run to take a five-point lead of its own. No team led by more than four points the rest of the half until a 7-3 SDSU spurt propelled the Aztecs to a 35-29 lead with 2:20 to go. The Eagles, however, closed the first half with five straight points and San Diego State led, 35-34, at

halftime. The game remained tight over the course of the first eight minutes of the second half. An Xavier Thames jumper in the paint brought the Aztecs to within, 54-52, with 11:33 to play. FGCU, however, caught fire from the field and forced San Diego State into quick shots, which turned into a 17-0 Eagles run.

During the deciding surge, SDSU went scoreless for 7:14 before Thames made a layup with four minutes left in regulation. At this juncture, the Aztecs trailed by 17 and their hole was too deep.

(15) FGCU	MP	FG	3FG	FT	R	F	A	TO	B	S	TP
McKnight	*26	4-7	0-0	1-2	4	2	0	2	4	2	9
Fielor	*33	5-7	0-1	1-1	3	1	1	1	1	1	11
Cramer	*31	5-14	0-2	0-0	2	4	14	3	0	1	10
Thompson	*34	9-15	2-6	3-4	4	0	2	1	0	5	23
Brown	*26	6-8	2-3	3-4	8	3	2	1	0	2	17
Vareid	24	4-7	3-5	0-1	2	0	1	3	0	1	11
Cvijeticanin	4	0-1	0-1	0-0	0	2	0	1	0	0	0
Murray	16	0-0	0-0	0-0	2	0	0	0	0	1	0
Graf	6	0-0	0-0	0-0	2	1	1	1	0	0	0
Team					4						
Totals	200	33-59	7-18	8-12	31	13	21	13	5	13	81

(7) SDSU	MP	FG	3FG	FT	R	F	A	TO	B	S	TP
O'Brien	*21	1-1	0-0	0-0	1	1	0	1	1	0	2
Stephens	*23	4-4	0-0	2-2	5	3	0	0	2	0	10
Thames	*37	3-8	1-3	1-2	3	1	6	2	1	2	8
Franklin, J.	*36	8-13	2-6	2-2	11	1	4	5	0	4	20
Tapley	*32	7-18	3-8	0-0	3	1	2	3	1	2	17
Spencer	11	0-3	0-0	0-0	4	0	0	2	1	0	0
Rahon	24										

National Postseason Tournaments



MOUNTAIN WEST-RECORD 12-TIME CONFERENCE CHAMPIONS

O'Brien	*23	3-6	1-2	0-0	4	4	0	0	1	0	7	
Davis	*41	5-10	0-0	0-0	14	2	1	3	0	1	10	
Thames	*43	6-17	1-7	10-12	2	4	5	1	2	3	23	
Polee II	29	4-8	1-3	6-9	6	1	0	1	1	0	15	
Quinn	9	0-2	0-1	2-2	1	1	0	0	0	0	2	
Johnson	1	0-0	0-0	0-0	0	1	0	0	0	0	0	
Shrigley	16	2-5	2-2	0-0	2	0	0	1	1	0	6	
Team					5							
Totals		225	23-59	6-17	21-27	40	18	9	11	9	8	73

Halftime: San Diego State 32, New Mexico State 20. FG%: New Mexico State 40.0, San Diego State 38.5. 3FG%: New Mexico State 31.3, San Diego State 35.3. FT%: New Mexico State 60.0, San Diego State 77.8. Officials: Doug Shows, James Breeding, Lee Cassell. Technicals: None.

2014 NCAA Tournament (Second Round)

No. 13/11 San Diego State 63, North Dakota State, 44

March 22, 2014 • Spokane, Wash.
Spokane Veterans Memorial Arena • Att.: 11,623

SPOKANE, Wash. - Xavier Thames scored 30 points to lead fourth-seeded San Diego State past 12th-seeded North Dakota State, 63-44, and into a spot in the Sweet 16 for the second time in program history.

It was the second career 30-point game for Thames and the most points ever in the postseason (NCAA or NIT) by an Aztec player.

Thames was 9 for 19 from the field, including 4 for 9 from the 3-point arc and 8 of 9 from the free-throw line, with five assists. His 30 points were one off a career high of 31, set earlier in the year.

The win was the 31st for SDSU and propelled the team into the Sweet 16 in Anaheim.

San Diego State's defense proved to be too much for the Bison, which came into the game with the top field-goal percentage (51.0) in the country. Additionally, SDSU held NDSU to 31.9 percent shooting and two 3-pointers.

(12) NDSU	MP	FG	3FG	FT	R	F	A	TO	B	S	TP	
Wright	*20	2-4	0-1	0-0	5	4	0	1	0	0	4	
Bjorklund	*31	3-7	0-0	2-3	1	2	1	3	0	0	8	
Alexander	*38	1-8	1-5	0-0	3	3	2	0	0	0	3	
Brown	*38	4-7	1-1	4-4	4	3	1	0	2	1	13	
Braun	*37	2-14	0-3	3-4	5	3	1	1	0	0	7	
Newell	1	0-0	0-0	0-0	0	0	0	0	0	0	0	
Felt	2	0-0	0-0	0-1	0	1	0	0	0	0	0	
Chackal	1	0-0	0-0	0-0	0	0	0	0	0	0	0	
Dupree	4	1-1	0-0	0-1	1	0	0	0	0	0	2	
Kading	20	1-4	0-1	2-2	3	1	0	0	0	0	4	
Werner	1	0-0	0-0	1-2	0	0	0	0	0	0	1	
Anberg	7	1-2	0-0	0-0	2	0	0	1	0	0	1	
Team					3							
Totals		200	15-47	2-11	12-17	27	17	5	6	2	1	44

(4) SDSU	MP	FG	3FG	FT	R	F	A	TO	B	S	TP	
Spencer	*27	0-1	0-0	0-0	4	4	0	1	0	0	0	
Shepard	*15	1-6	0-1	1-2	1	1	1	1	0	0	3	
O'Brien	*30	2-4	0-0	2-5	5	1	0	1	0	0	4	
Davis	*34	2-4	0-0	2-5	13	3	2	1	1	2	6	
Thames	*35	9-19	4-9	8-9	1	1	5	3	0	1	30	
Allen	1	0-0	0-0	0-0	0	1	0	0	0	0	0	
Polee II	30	4-8	2-4	5-6	6	2	0	0	0	0	15	
Quinn	12	2-3	1-1	0-0	2	3	0	0	0	1	5	
Williams	1	0-0	0-0	0-0	0	0	0	0	0	0	0	
Johnson	1	0-0	0-0	0-0	0	0	0	0	0	0	0	
Shrigley	14	0-1	0-1	0-0	3	0	0	0	0	0	0	
Team					3							
Totals		200	19-44	7-16	18-24	38	16	8	6	2	4	63

Halftime: San Diego State 30, North Dakota State 23. FG%: North Dakota State 31.9, San Diego State 43.2. 3FG%: North Dakota State 18.2, San Diego State 43.8. FT%: North Dakota State 70.6, San Diego State 75.0. Officials: Pat Adams, James Breeding, Ray Natili. Technicals: None.

2014 NCAA Tournament (Sweet 16)

No. 4/5 Arizona 70, No. 13/11 San Diego State 64

March 27, 2014 • Anaheim, Calif.
Honda Center • Att.: 17,773

ANAHEIM, Calif. - Fourth-seeded San Diego State led top-seeded Arizona with under eight minutes to play, was tied with seven minutes left and trailed by one with 3:30 remaining in regulation, but could not pull the upset as the Wildcats came from behind to win, 70-64. The victory sent Arizona to the Elite Eight.

The rematch from the second game of the season was a see-saw affair until



In his lone season as an Aztec (2013-14), Josh Davis set the program's record for rebounding average in NCAA Tournament games. In three contests, vs. New Mexico State, North Dakota State and Arizona, he averaged 13.7 rebounds per game and is just one of three players to have averaged double-figure rebounds in the Tournament.

SDSU turned a 22-20 deficit into a 29-22 lead. After a Rondae Hollis-Jefferson lay-up to break the 9-0 run, Dwayne Polee II canned a three-pointer to put San Diego State ahead by eight, 32-24.

The Aztecs had an opportunity to put the Wildcats away right before halftime, but missed their final three shots and committed two turnovers. Arizona, meanwhile, scored four points the rest of the way to trail San Diego State by just four at halftime.

Despite the missed chance to pull away, the Aztecs stuck to the game plan in the second half and eventually got their lead back up to eight points with 16:41 left in the second half thanks to six points from Xavier Thames.

In just over two minutes, however, Arizona was back within two. A Thames jumper temporarily halted the Wildcats' momentum, but the teams traded baskets over the next few minutes with Arizona taking its first lead, 50-49 (7:19), since 7:47 left in the first half.

Nick Johnson, the Pac-12 Player of the Year, missed his first nine shots, but with SDSU trailing by three points, Winston Shepard lost control of the ball near midcourt and Johnson was wide open for a lay-up to put Arizona up, 56-51, with 2:44 left. Johnson scored 13 consecutive points for UA and 15 of the team's final 16.

(4) SDSU	MP	FG	3FG	FT	R	F	A	TO	B	S	TP
Spencer	*22	1-1	0-0	3-4	7	4	0	1	2	0	5
Shepard	*28	3-8	0-1	3-5	3	3	1	4	0	0	9
O'Brien	*34	1-5	0-0	4-6	4	2	0	1	0	0	6
Davis	*39	2-5	0-0	2-2	14	4	2	1	0	0	6
Thames	*35	9-22	1-6	6-6	1	3	1	1	0	0	25
Polee II	27	5-9	3-5	0-0	3	2	0	0	0	2	13
Quinn	5	0-0	0-0	0-0	1	0	0	0	0	0	0
Shrigley	10	0-4	0-2	0-0	0	2	0	0	0	0	0
Team					4			2			
Totals		200	21-54	4-14	18-23	37	20	4	10	2	64

(11) UA	MP	FG	3FG	FT	R	F	A	TO	B	S	TP
Gordon	*39	7-9	1-1	0-3	6	4	2	1	2	0	15
Tarzewski	*20	3-3	0-0	1-2	1	4	1	2	2	0	7
York	*27	1-6	1-4	1-2	2	2	4	0	0	0	4
McConnell	*35	5-9	1-1	0-0	4	0	3	2	0	1	11
Johnson	*39	2-12	1-5	10-10	8	1	3	1	0	1	15
Mayes	7	0-0	0-0	0-0	0	0	1	0	0	0	0
Hollis-Jefferson	29	4-8	0-0	7-8	6	5	0	1	0	0	15
Pitts	4	1-1	1-1	0-0	0	0	0	0	0	0	3
Team					2						
Totals		200	23-48	5-12	19-25	29	16	14	7	4	70

Halftime: San Diego State 32, Arizona 28. FG%: Arizona 47.9, San Diego State 38.9. 3FG%: Arizona 41.7, San Diego State 28.6. FT%: San Diego State 78.3, Arizona 76.0. Officials: Jamie Luckie, Michael Stephens, DJ Carstensen. Technicals: None.

2015 NCAA Tournament (First Round)

San Diego State 76, St. John's 64

March 20, 2015 • Charlotte, N.C.
Time Warner Cable Arena • Att.: 16,945

CHARLOTTE, N.C. - Eighth-seeded San Diego State used a balanced attack to defeat ninth-seeded St. John's, 76-64, in the second round of the NCAA tournament.

SDSU shot 47.2 percent from the floor, including 40.9 percent from three-point range, and outrebounded the Red Storm, 40-32, and enjoyed a 13-7 advantage in offensive rebounds to earn a spot in the third round.

The Aztecs were buoyed by an impressive shooting display from deep in the first half. Dwayne Polee II was 4-for-6 and Matt Shrigley was 3-for-3 from behind the arc to help San Diego State take a 40-33 lead at halftime.

In the second half, SDSU opened with another three-pointer from Polee II to bump its lead to double figures, a margin the Aztecs would enjoy for most of the period. The Red Storm twice cut its deficit to seven points, the last of which occurred with 6:57 left in regulation. San Diego State, however, answered with six straight points to take a 66-53 lead with 3:22 to go.

St. John's responded by going on a 7-2 spurt to get its hole down to eight points with two minutes left, but SDSU made its next seven free-throws to put the game away.

(9) SJU	FG	3FG	FT	R	F	TP	A	TO	B	S	MP
Painter*	9-16	0-2	3-4	10	4	21	2	4	2	2	39
Branch*	3-6	0-1	0-0	3	4	6	0	1	0	0	39
Greene IV*	4-11	1-4	0-0	4	3	9	1	1	0	1	39
Harrison*	7-16	1-6	3-4	9	5	18	2	2	0	1	39
Jordan*	4-7	1-2	1-3	3	3	10	1	2	0	3	21
Jones	0-1	0-0	0-0	0	0	0	0	0	0	0	10
Lipscomb	0-0	0-0	0-0	1	0	0	0	0	0	0	1
Balamou	0-0	0-0	0-0	0	0	0	0	0	0	0	1
Alibegovic	0-2	0-2	0-0	1	2	0	0	0	0	0	6
De La Rosa	0-0	0-0	0-0	0	0	0	0	0	0	0	4
Ndiaye	0-0	0-0	0-0	0	0	0	0	0	0	0	1
Team				1							
Totals	27-59	3-17	7-11	32	21	64	6	10	2	7	200

INTRODUCTION

COACHES & STAFF

PLAYERS

2019-20 REVIEW

RECORDS

HISTORY

UNIVERSITY

AZTEC BASKETBALL MEDIA GUIDE

National Postseason Tournaments



MOUNTAIN WEST-RECORD 12-TIME CONFERENCE CHAMPIONS

(8) SDSU	FG	3FG	FT	R	F	TP	A	TO	B	S	MP
Spencer*	4-6	0-0	2-4	7	1	10	0	0	2	1	22
Polee II*	5-7	5-7	0-1	3	1	15	0	1	0	3	19
Shepard*	1-8	0-3	5-6	5	4	7	1	4	0	1	26
O'Brien*	8-12	0-0	2-2	4	1	18	2	4	0	0	34
Quinn*	1-6	0-3	0-1	2	2	2	5	1	0	0	19
Chol	0-1	0-0	0-0	5	1	0	1	0	0	0	9
Allen	0-0	0-0	0-0	0	0	0	0	0	0	0	0+
Kell	0-4	0-3	6-12	3	2	6	1	1	0	0	21
Pope	2-4	0-1	2-4	7	0	6	1	1	1	0	24
Shrigley	4-5	4-5	0-0	2	0	12	1	0	0	0	26
Team											
Totals	25-53	9-22	17-30	40	12	76	12	13	3	5	200

Halftime: San Diego State 40, St. John's 33. FG%: San Diego State 47.2, St. John's 45.8. 3FG%: San Diego State 40.9, St. John's 17.6. FT%: St. John's 63.6, San Diego State 56.7. Officials: Bryan Kersey, Lamont Simpson, Thomas O'Neill. Technicals: None.

2015 NCAA Tournament (Second Round)

No. 4/5 Duke 68, San Diego State 49

March 22, 2015 • Charlotte, N.C.
Time Warner Cable Arena • Att.: 18,482

CHARLOTTE, N.C. - Eighth-seeded San Diego State could not solve top-seeded Duke's front line and fell, 68-49, in the third round of the NCAA tournament.

The Blue Devils' front court of Jahlijah Okafor and Justise Winslow put up dominating performances. Okafor finished with a game-high 26 points, while adding six rebounds and three blocked shots. Winslow, meanwhile, had 13 points, game highs of 12 rebounds, five assists and four steals, and three blocked shots.

Duke asserted itself early by scoring the first eight points and led, 15-4, after consecutive buckets from Quinn Cook, which forced SDSU to call timeout.

The Blue Devils took a 28-13 lead with 5:15 left in the first half on an Okafor layup. The freshman's basket gave him 14 points, which was one more than SDSU had as a team. San Diego State closed the half on a 7-2 run to make the score 37-24 entering the locker room.

The Aztecs made a run early in the second half, spurred by a pair of Malik Pope three-pointers. After an Okafor jumper to open the period, SDSU embarked on a 13-5 run to cut its deficit to 44-37 with 12:42 left in the game. Cook answered with a three, which was followed by a Winslow dunk and Duke was on its way to a 11-0 run to put the Blue Devils out in front by 18.

Aqeel Quinn made two free-throws to put an end to the spurt, but Duke scored 11 of the game's next 13 points to put the contest away.

(8) SDSU	FG	3FG	FT	R	F	TP	A	TO	B	S	MP
Spencer*	1-3	0-0	0-0	4	3	2	0	0	4	1	27
Polee II*	2-6	0-2	0-0	4	0	4	0	0	0	0	20
Shepard*	5-11	0-1	3-4	5	2	13	0	3	0	1	32
O'Brien*	2-10	0-1	4-5	7	0	8	1	3	0	2	37
Quinn*	2-7	0-0	2-2	2	1	6	0	4	0	0	24
Chol	2-3	0-0	0-0	2	0	4	0	0	0	0	7
Kell	0-6	0-1	0-0	4	0	0	4	0	0	0	16
Pope	2-4	2-3	0-0	2	0	6	0	1	0	0	17
Shrigley	3-8	0-5	0-0	0	2	6	0	0	1	2	20
Team											
Totals	19-58	2-13	9-11	33	8	49	5	11	5	6	200

(1) DU	FG	3FG	FT	R	F	TP	A	TO	B	S	MP
Winslow*	6-10	1-2	0-0	12	2	13	5	2	3	4	34
Okafor*	12-16	0-0	2-2	6	1	26	2	2	3	1	33
Cook*	6-13	3-8	0-0	5	0	15	2	1	0	0	38
Jones, T.*	3-9	0-1	0-0	3	0	6	6	2	2	2	36
Jones, M.*	1-5	1-2	0-0	4	3	3	0	1	0	0	34
Allen	2-2	1-1	0-0	1	4	5	0	0	0	0	9
Jefferson	0-0	0-0	0-0	0	1	0	0	0	0	0	9
Plumlee	0-0	0-0	0-0	0	1	0	1	0	0	0	7
Kelly	0-0	0-0	0-0	0	0	0	0	0	0	0	0+
Pagliuca	0-0	0-0	0-0	0	0	0	0	0	0	0	0+
Team											
Totals	30-55	6-14	2-2	33	12	68	16	9	6	7	200

Halftime: Duke, 37, San Diego State 24. FG%: Duke 54.5, San Diego State 32.8. 3FG%: Duke 42.9, San Diego State 15.4. FT%: Duke 100.0, San Diego State 81.8. Officials: Mike Stephens, James Breeding, Keith Kimble. Technicals: None.

2016 NIT (First Round)

San Diego State 79, IPFW 55

March 15, 2016 • San Diego, Calif.
Viejas Arena • Att.: 8,324

SAN DIEGO - Second-seeded SDSU received a triple-double from Winston Shepard to help defeat seventh-seeded IPFW, 79-55, in the first round of the NIT.

Shepard had a career-high eight assists in the first half en route to a game-high 12, and then finished with 10 points and 10 rebounds to post SDSU's first

triple-double in school history.

The forward was responsible for eight of the Aztecs' 10 first-half assists, which helped San Diego State jump out to a 40-22 lead at halftime. In the first half alone, SDSU made 53.3 percent of its attempts from the field, while holding the Mastodons to 27.6-percent shooting.

In the second half, San Diego State matched its first-half shooting effort, making an identical 16-of-30 shots from the field. Defensively, IPFW made a few more shots than it did in the first, but it was not enough as the Aztecs enjoyed a lead no smaller than 19 points in the final 20 minutes.

Joining Shepard in double figures in scoring was Malik Pope, who had 15 points and eight rebounds, and Dakarai Allen, who finished with 10 points.

(7) IPFW	FG	3FG	FT	R	F	TP	A	TO	B	S	MP
Reed*	5-13	0-4	7-7	5	2	17	0	5	0	1	33
Calhoun*	1-5	0-0	0-0	1	2	2	1	2	4	0	18
Konchar*	4-9	0-2	2-2	18	1	10	4	1	0	6	40
Landis*	5-15	4-9	0-0	3	4	14	1	6	0	1	38
Calders*	0-10	0-5	0-0	2	2	0	2	1	0	0	32
Stewart	2-4	1-2	0-0	1	4	5	0	0	0	1	24
Ruise Jr.	1-3	1-1	1-2	1	1	4	1	1	0	0	8
Harrell	1-1	1-1	0-0	0	0	3	0	0	0	0	1
Talla	0-1	0-1	0-0	0	0	0	0	0	0	0	5
Poulier	0-0	0-0	0-0	0	0	0	0	0	0	0	1
Team											
Totals	19-61	7-25	10-11	32	16	55	9	16	4	9	200

(2) SDSU	FG	3FG	FT	R	F	TP	A	TO	B	S	MP
Spencer*	0-1	0-0	0-0	3	0	0	0	1	2	1	15
Shepard*	4-10	0-2	2-2	10	0	10	12	6	2	2	36
Pope*	6-10	3-4	0-0	8	0	15	0	0	2	0	25
Allen*	5-9	0-1	0-0	2	1	10	1	1	0	0	19
Kell*	3-7	2-5	0-1	3	1	8	0	0	0	0	20
Chol	3-3	0-0	1-2	2	2	7	0	0	0	0	14
Williams	0-0	0-0	0-0	0	2	0	0	0	0	0	9
Cheatham	4-5	0-0	1-2	4	3	9	1	5	1	0	16
Perez	1-2	0-1	0-0	0	0	2	0	0	0	2	5
Shrigley	2-5	2-4	0-1	2	1	6	2	0	1	0	18
U'u	0-1	0-0	0-0	0	2	0	1	1	0	0	3
Federico	1-1	1-1	0-0	0	0	3	0	0	0	0	3
Hensley	3-6	1-4	2-2	2	2	9	1	0	0	1	17
Team											
Totals	32-60	9-22	6-10	37	14	79	18	14	7	6	200

Halftime: San Diego State 40, IPFW 22. FG%: San Diego State 53.3, IPFW 31.1. 3FG%: San Diego State 40.9, IPFW 28.0. FT%: IPFW 90.9, San Diego State 60.0. Officials: Mike Scyphers, D.G. Nelson, Deron White. Technicals: None.

2016 NIT (Second Round)

San Diego State 93, Washington 78

March 21, 2016 • San Diego, Calif.
Viejas Arena • Att.: 12,414

SAN DIEGO - San Diego State ended the first half on an 18-5 run, turning a three-point SDSU lead into a 16-point cushion and then fended off a second-half Washington run to defeat the visiting Huskies, 93-78, in front of a sold-out Viejas Arena crowd.

The Aztecs led by 11 points midway through the first half only to have Washington embark on a 12-4 run to trail, 27-24, with 5:19 left. SDSU, however, answered with a three-pointer from Malik Pope and a dunk from Skylar Spencer to jump start the aforementioned 18-5 run, which was punctuated by a Matt Shrigley layup with five seconds left to give the Aztecs a 45-29 lead at halftime.

San Diego State kept its double-digit lead intact for more than the first 10 minutes of the second half. It was when the clock dipped under 12 minutes to play, however, when the Huskies made their run at the Aztecs.

After Angelo Chol made two free throws, Marquese Chris threw down a dunk to pull Washington to within 16 points. Eight combined misses from both teams highlighted the next minute and a half before Dejunoy Murray made a layup to end the drought for both teams.

Washington's four unanswered points turned into an 11-0 run that made it a 69-64 game with 7:21 left in the second half. The Aztecs weathered the storm and had an answer for each Huskies basket and eventually built an 11-point lead with 3:28 to go before winning by 15.

(3) UW	FG	3FG	FT	R	F	TP	A	TO	B	S	MP
Chriss*	6-14	1-2	6-7	4	5	19	0	0	2	2	21
Thybulle*	2-3	0-1	0-0	2	4	4	1	0	1	0	20
Dime*	1-1	0-0	0-0	1	4	2	0	0	1	0	10
Murray*	8-23	0-3	4-6	9	3	20	5	2	0	3	36
Andrews*	4-13	1-3	8-11	2	1	17	6	4	0	1	37
Crisp	0-3	0-2	0-0	3	1	0	1	1	0	1	15
Green	2-4	2-2	3-6	3	4	9	0	0	1	0	28
Duruiseau	3-6	0-1	1-1	8	3	7	0	0	1	0	30
Dorsey	0-1	0-1	0-0	1	1	0	0	0	0	0	3
Team											
Totals	26-68	4-15	22-31	38	26	78	13	7	6	7	200

(2) SDSU	FG	3FG	FT	R	F	TP	A	TO	B	S	MP
Spencer*	3-3	0-0	0-3	5	3	6	2	0	4	0	26
Shepard*	7-12	0-0	6-6	10	3	20	4	4	0	1	34
Pope*	3-8	1-2	3-6	12	2	10	0	1	1	0	32
Allen*	3-8	0-1	4-5	4	2	10	0	0	0	0	21



Winston Shepard (2013-16) had arguably the best all-around game in Aztec postseason history when he recorded a triple double against IPFW in the opening round of the 2016 NIT. Shepard finished with 10 points, 10 rebounds and 12 assists in SDSU's 79-55 victory.

National Postseason Tournaments



Kell*	5-12	2-3	4-4	0	3	16	0	3	0	0	21
Chol	0-2	0-0	2-2	3	0	2	0	1	0	0	7
Cheatham	1-2	0-0	2-2	4	1	4	0	2	0	0	14
Shringley	4-5	4-4	0-0	0	2	12	0	0	0	0	19
Hemsley	4-15	0-2	5-8	1	5	13	5	0	1	1	26
Team	9										
Totals	30-67	7-12	26-36	48	21	93	11	11	6	2	200

Halftime: San Diego State 45, Washington 29. FG%: San Diego State 44.8, Washington 38.2. 3FG%: San Diego State 58.3, Washington 26.7. FT%: San Diego State 72.2, Washington 71.0. Officials: Michael Irving, David Hall, Deldre Carr. Technicals: Team - Washington.

2016 NIT

(Quarterfinal)

San Diego State 72, Georgia Tech 56 March 23, 2016 • San Diego, Calif. Viejas Arena • Att.: 12,414

SAN DIEGO - Second-seeded San Diego State went on a 12-4 run that took five minutes off the clock midway through the second half, which opened a 13-point lead, to defeat fourth-seeded Georgia Tech, 72-56, in the quarterfinal round of the NIT inside a sold-out Viejas Arena.

The Aztecs led the Yellow Jackets, 50-45, with 9:57 to go in the game and the score held for the next 1:31 until Dakarai Allen made one free throw. The point was the beginning of the previously mentioned 12-4 run, which helped create the separation SDSU needed to earn a trip to Madison Square Garden.

The Allen free throw led to a jumper from Jeremy Hemsley and a three-pointer from Trey Kell to push the lead to 11. The end of the run culminated in a pair of Allen free throws, which put San Diego State up, 62-49, with 3:30 to play. The Aztecs led by double digits the rest of the way in winning their 28th game of the 2015-16 season.

(4) GT	FG	3FG	FT	R	F	TP	A	TO	B	S	MP
Mitchell*	5-8	0-0	2-4	12	5	12	0	2	0	0	30
Stephens*	0-2	0-2	0-0	4	4	0	1	1	0	0	20
Jacobs*	4-9	0-0	0-0	3	2	8	0	3	2	0	28
Smith*	3-11	0-4	0-0	0	1	6	2	0	1	0	32
Georges-Hunt*	6-14	2-4	4-4	6	1	18	3	2	1	1	38
Jackson	2-2	0-0	2-2	0	0	6	0	0	0	0	13
Heath	1-1	0-0	1-2	0	1	3	2	0	0	1	20
White	0-1	0-0	0-0	2	3	0	0	0	0	0	10
Lammers	1-2	0-0	1-2	1	0	3	0	1	1	0	9
Team	2										
Totals	22-50	2-10	10-14	30	17	56	8	13	5	3	200

(2) SDSU	FG	3FG	FT	R	F	TP	A	TO	B	S	MP
Spencer*	4-4	0-0	0-3	2	2	8	0	0	3	1	25
Shepard*	4-10	0-0	4-6	5	0	12	2	0	0	0	31
Pope*	4-14	1-5	1-2	10	1	10	0	0	0	1	27
Allen*	0-2	0-0	3-4	4	0	3	3	1	0	4	31
Kell*	7-12	4-5	0-0	2	2	18	0	3	0	0	31
Chol	3-6	0-0	0-0	2	2	6	2	0	0	0	15
Cheatham	2-3	0-0	2-2	2	2	6	1	2	1	0	13
Shringley	0-2	0-2	0-0	1	0	0	0	0	0	0	9
Hemsley	4-9	1-2	0-0	0	0	9	0	0	0	0	18
Team	4										
Totals	28-62	6-14	10-17	32	9	72	8	6	4	6	200

Halftime: San Diego State 31, Georgia Tech 31. FG%: San Diego State 45.2, Georgia Tech 44.0. 3FG%: San Diego State 42.9, Georgia Tech 20.0. FT%: Georgia Tech 71.4, San Diego State 58.8. Officials: Kevin Brill, Tommy Nunez, Larry Spaulding. Technicals: None.

2016 NIT

(Semifinal)

George Washington 65, San Diego State 46 March 29, 2016 • New York, N.Y. Madison Square Garden • Att.: 8,298

NEW YORK - Second-seeded SDSU saw its season come to an end as it fell to fourth-seeded George Washington, 65-46, in the NIT semifinals.

The Aztecs struggled shooting, which denied them a trip to the championship game for the second straight time in the NIT (2009).

SDSU's woes from the outside put them in a tough position at halftime as it trailed the Colonels, 35-20. In the first 20 minutes, the Aztecs connected on just 6-of-25 from the floor, including a 1-for-9 effort from three-point distance. On the other end of the floor, San Diego State did an admirable job, holding GW to 38.9 percent from the field.

The second half was just a tad bit better offensively for SDSU, but a lot better for George Washington. In the final 20 minutes, the Aztecs shot 32.4 percent from the field, but allowed the Colonels to knock down 12 of their 25 attempts or 48.0 percent.

San Diego State was only outscored by four points in the second half, but its first-half deficit was too much to overcome.

(4) GW	FG	3FG	FT	R	F	TP	A	TO	B	S	MP
Larsen*	3-8	0-2	1-2	4	3	7	1	2	1	0	29
Cavanaugh*	7-15	2-5	4-4	11	1	20	2	1	1	1	36
Watanabe*	3-8	2-4	0-0	8	2	8	2	0	1	1	33
Garino*	6-12	1-4	0-0	5	2	13	1	1	1	0	29
McDonald*	4-7	0-0	1-3	4	2	9	6	1	0	2	31
Mitala	2-4	2-2	0-0	3	1	6	3	1	0	0	14
Jorgensen	1-5	0-2	0-0	1	1	2	1	0	0	0	11
Swan	0-0	0-0	0-0	0	1	0	0	0	0	0	3
Roland	0-0	0-0	0-0	0	0	0	0	0	0	0	3
Hart	0-2	0-0	0-0	2	2	0	1	0	0	0	10
Goss	0-0	0-0	0-0	0	0	0	0	0	0	0	1
Team	3										
Totals	26-61	7-19	6-9	41	15	65	17	6	4	4	200

(2) SDSU	FG	3FG	FT	R	F	TP	A	TO	B	S	MP
Shepard*	3-13	0-4	1-2	3	0	7	3	1	0	0	35
Pope*	1-5	0-2	0-0	5	2	2	2	3	1	1	28
Spencer*	1-3	0-0	0-1	6	2	2	0	0	3	0	23
Allen*	3-10	1-3	6-6	4	2	13	1	0	1	0	20
Kell*	3-8	1-5	0-0	1	1	7	1	2	0	1	29
Chol	1-2	0-0	0-0	3	2	2	0	2	0	0	10
Williams	0-0	0-0	0-0	0	0	0	0	0	0	0	1
Cheatham	3-7	0-0	1-1	10	1	7	1	1	0	1	16
Perez	0-0	0-0	0-0	0	0	0	0	0	0	0	1
Shringley	1-4	1-4	0-0	1	2	3	0	0	0	1	15
U'u	0-0	0-0	0-0	0	0	0	0	0	0	0	1
Federico	0-1	0-1	0-0	0	0	0	0	0	0	0	1
Hemsley	1-6	0-3	1-2	1	2	3	0	1	1	0	20
Team	6										
Totals	17-59	3-22	9-12	40	14	46	8	11	6	4	200

Halftime: George Washington 35, San Diego State 20. FG%: George Washington 42.6, San Diego State 28.8. 3FG%: George Washington 36.8, San Diego State 13.6. FT%: San Diego State 75.0, George Washington 66.7. Officials: Earl Hess, James Breeding, Bo Boroski. Technicals: None.

2018 NCAA Tournament

(First Round)

No. 21/19 Houston 67, San Diego State 65 March 15, 2018 w Wichita, Kan. INTRUST Bank Arena w Att.: 14,019

WICHITA, Kan. - No. 11-seed San Diego State had a three-point attempt with 1.2 seconds left to win the game, but Trey Kell's shot was off the mark as the Aztecs' rally fell short in a 67-65 loss to sixth-seeded Houston in the first round of the NCAA tournament.

SDSU trailed, 39-29, at halftime and by as many as 13 points in the second half before it made its furious comeback.

The Aztecs were betrayed by their poor free-throw shooting in a first half that saw them make just 7 of 13 from the charity stripe. San Diego State was not much better in the second, but the quantity made up for its slightly improved success rate (14-22).

After facing its largest deficit of the night, Jeremy Hemsley knifed through the paint for a bucket and Houston responded with a Rob Gray free throw. SDSU then began its free-throw exhibition, scoring its next 10 points from the line, while missing just two over the ensuing 2:55 to make it a five-point Cougar lead.

During that stretch and beyond, Gray was Houston's only offense as he scored 11 consecutive points. By the time someone other than Gray scored for the Cougars, SDSU closed to within four points with 4:08 to play.

San Diego State finally tied the game with 1:06 remaining on a Devin Watson trey, but Gray answered with a three of his own. As the pace picked up after the Gray triple, Watson made another three-pointer, this time with 31 seconds left, tying the score at 65.

Houston held for the last shot, which ended with Gray twisting in the paint for a lay-up with 1.2 seconds left. SDSU called for time and Matt Mitchell threw a length-of-the-court pass to the top of the three-point line where Kell grabbed the ball, turned and shot, but the attempt was not on target.

Gray, who scored 19 of UH's final 20 points, finished with a career-high 39. Jalen McDaniels led SDSU with 18 points and nine boards, while Malik Pope had 11 points and 11 rebounds.

(11) SDSU	FG	3FG	FT	R	F	TP	A	TO	B	S	MP
McDaniels*	4-11	1-2	9-12	9	4	18	1	2	1	0	28
Mitchell*	1-2	0-1	1-2	2	3	3	1	0	0	0	19
Pope*	4-8	0-1	3-8	11	4	11	2	4	3	0	34
Watson*	3-10	2-4	1-4	3	1	9	2	1	0	1	30
Kell*	4-14	0-3	4-5	8	2	12	4	2	0	0	38
Montana	2-4	1-3	0-0	2	1	5	0	2	0	1	14
Schakel	0-0	0-0	2-2	1	1	2	1	0	0	0	9
Hemsley	2-5	0-2	0-0	2	3	4	0	1	1	2	19
Rooks	0-0	0-0	1-2	1	0	1	0	0	0	0	9
Team	5										
Totals	20-54	4-16	21-35	44	19	65	11	12	5	4	200

(6) UH	FG	3FG	FT	R	F	TP	A	TO	B	S	MP
--------	----	-----	----	---	---	----	---	----	---	---	----

MOUNTAIN WEST-RECORD 12-TIME CONFERENCE CHAMPIONS

Davis*	4-14	0-0	1-2	9	5	9	0	0	0	0	27
Brady*	0-0	0-0	0-0	2	1	0	0	0	0	0	11
Davis Jr.*	2-10	0-5	5-5	4	2	9	2	1	0	1	38
Robinson Jr.*	2-3	1-1	0-0	2	4	5	2	1	0	0	24
Gray*	12-25	4-6	11-15	8	2	39	0	4	0	1	36
Harris Jr.	1-1	0-0	0-0	1	1	2	0	0	0	0	3
Brooks	0-4	0-1	0-0	7	2	0	0	0	1	0	22
Zanna	0-1	0-0	1-2	1	3	1	1	0	0	1	27
Grant	0-0	0-0	0-0	0	0	0	0	0	0	0	1
White Jr.	1-1	0-0	0-0	2	5	2	0	1	0	0	11
Team	3										
Totals	22-59	5-13	18-24	39	25	67	5	7	1	3	200

Halftime: Houston 39, San Diego State 29. FG%: Houston 37.3, San Diego State 37.0. 3FG%: Houston 38.5, San Diego State 25.0. FT%: Houston 75.0, San Diego State 60.0. Officials: Anthony Jordan, Kelly Pfeiffer, Larry Spaulding. Technicals: None.

INTRODUCTION

COACHES & STAFF

PLAYERS

2019-20 REVIEW

RECORDS

HISTORY

UNIVERSITY

AZTEC BASKETBALL MEDIA GUIDE

National Postseason Tournaments



MOUNTAIN WEST-RECORD 12-TIME CONFERENCE CHAMPIONS

NCAA Tournament Individual Game Records - Division I

Individual

Points Scored
30, Xavier Thames vs. North Dakota St., 3-22-14

Field Goals
12, Will Connelly vs. UNLV, 3-15-75

Field Goals Attempted
22, Xavier Thames vs. Arizona, 3-27-14, Will Connelly vs. UNLV, 3-15-75

Highest FG Percentage (min. 5 made)
.833 (5-6), Richie Williams vs. Indiana, 3-16-06

Three-Point Field Goals
6, Al Faux vs. Illinois, 3-15-02

Three-Point Field Goals Attempted
9, Xavier Thames vs. North Dakota St., 3-22-14, Jamaal Franklin vs. North Carolina St., 3-16-12, D.J. Gay vs. UConn, 3-24-11, Brandon Heath vs. Indiana, 3-16-06, Al Faux vs. Illinois, 3-15-02

Three-Point Field Goal Pct. (min. 4 made)
.800 (4-5), Matt Shrigley vs. St. John's, 3-20-15, Chase Tapley vs. Temple, 3-19-11

Free Throws
10, Xavier Thames vs. New Mexico St., 3-20-14

Free Throws Attempted
12, Jalen McDaniels vs. Houston, 3-15-18, Trey Kell vs. St. John's, 3-20-15, Xavier Thames vs. New Mexico St., 3-20-14

Free-Throw Percentage (min. 7 made)
1.000 (7-7), Jamaal Franklin vs. Oklahoma, 3-22-13, Jamaal Franklin vs. North Carolina St., 3-16-12

***Offensive Rebounds**
7, Billy White vs. Northern Colorado, 3-17-11

***Defensive Rebounds**
10, Josh Davis vs. North Dakota St., 3-22-14, Josh Davis vs. New Mexico St., 3-20-14

Total Rebounds
17, Steve Copp vs. UNLV, 3-15-75

Assists
8, Richie Williams vs. Indiana, 3-16-06

Blocked Shots
4, Skylar Spencer vs. Duke, 3-22-15, Skylar Spencer vs. New Mexico St., 3-20-14, Malcolm Thomas vs. Temple, 3-19-11, Leonard Allen vs. UNLV, 3-14-85

Steals
4, Skylar Spencer vs. New Mexico St., 3-20-14, Jamaal Franklin vs. Florida Gulf Coast, 3-24-13, Richie Williams vs. Indiana, 3-16-06

Minutes Played
50, D.J. Gay vs. Temple, 3-19-11

Opponent Individual Points Scored
39, Rob Gray, Houston, 3-15-18

Highest FG Percentage (min. 5 made)
.833 (5-6), Frank Williams, Illinois, 3-15-02

Three-Point Field Goals
6, Devon Beitzel, Northern Colorado, 3-17-11

Three-Point Field Goal Pct. (min. 4 made)
.833 (5-6), Frank Williams, Illinois, 3-15-02

Rebounds
12, Justise Winslow, Duke, 3-22-15, Rahlir Jefferson, Temple, 3-19-11, Taylor Montgomery, Northern Colorado, 3-17-11

Assists
14, Brett Comer, Florida Gulf Coast, 3-24-13

Blocked Shots
4, Eric McKnight, Florida Gulf Coast, 3-24-13

Steals
6, Earl Calloway, Indiana, 3-16-06

*Not recorded before 1985

SDSU Composite NCAA Tournament Statistics - Division I

Player	GP	GS	TOTAL			3-PTS		FT-FTA	Pct	REBOUNDS			PF-FO	A	TO	Blk	Stl	Pts	Avg		
			Min	Avg	FG-FGA	Pct	3FG-FGA			Pct	Off	Def								Tot	Avg
Abukar, Mohamed	1	1	31	31.0	8-13	.615	2-2	1.000	6-6	1.000	3	6	9	9.0	2-0	0	4	2	1	24	24.0
Allen, Dakarai	2	0	1	0.5	0-0	.000	0-0	.000	0-0	.000	0	0	0	0.0	1-0	0	0	0	0	0	0.0
Allen, Leonard	1	1	36	36.0	8-10	.800			7-10	.700			9	9.0	4-0	0	0	4	3	23	23.0
Bland, Tony	1	1	35	35.0	6-15	.400	1-2	.500	5-7	.714	2	2	4	4.0	2-0	2	1	0	1	18	18.0
Brown, Jerry	1	0	1	1.0	0-0	.000			0-0	.000			1	1.0	0-0	0	0	0	0	0	0.0
Bunting, Allen	2	2	66	33.0	5-22	.227			4-4	1.000			10	5.0	7-0	4	9	1	0	14	7.0
Camara, Mohamed	1	0	2	2.0	0-1	.000	0-0	.000	0-2	.000	0	0	0	0.0	1-0	0	0	0	0	0	0.0
Carlwell, Brian	4	0	38	9.5	3-10	.333	0-1	.000	1-2	.500	8	4	12	3.0	2-0	1	1	2	0	7	1.75
Chal, Angelo	2	0	16	8.0	2-4	.500	0-0	.000	0-0	.000	3	4	7	3.5	1-0	1	0	0	0	4	2.0
Contreras, Raul	1	0	2	2.0	1-1	1.000			0-0	.000			0	0.0	0-0	1	0	0	0	2	2.0
Connelly, Will	2	2	77	38.5	17-36	.472			2-6	.333			21	10.5	5-0	0	3	2	0	36	18.0
Copp, Steve	2	2	73	36.5	13-29	.448			10-16	.625			28	14	7-0	2	5	1	1	36	18.0
Davis, Josh	3	3	114	38.0	9-19	.474	0-0	.000	4-7	.571	13	28	41	13.7	9-0	5	5	1	3	22	7.3
Davis, Kelvin	1	1	28	28.0	4-6	.667	1-3	.333	2-3	.667	0	3	3	3.0	3-0	0	1	0	0	11	11.0
Davis, Trimaie	1	0	9	9.0	0-0	.000	0-0	.000	0-0	.000	0	3	3	3.0	1-0	1	0	0	0	0	0.0
Delsman, Mark	2	0	28	14.0	4-7	.571			2-5	.400			4	2.0	3-0	4	3	0	1	10	5.0
Dodd, Mike	1	0	1	1.0	0-0	.000			0-0	.000			0	0.0	0-0	0	0	0	0	0	0.0
Dorsey, Creon	1	1	31	31.0	0-3	.000			2-4	.500			6	6.0	3-0	8	4	0	0	2	2.0
Earle, Gary	2	0	17	8.5	0-4	.000			0-0	.000			3	1.5	5-0	0	1	0	0	0	0.0
Epps, Myron	1	0	12	12.0	0-1	.000	0-0	.000	0-0	.000	0	0	0	0.0	2-0	1	4	0	0	0	0.0
Faux, Al	1	1	37	37.0	9-16	.562	6-9	.666	3-4	.750	1	2	3	3.0	0-0	2	3	0	2	27	27.0
Franklin, LaBradford	1	0	4	4.0	0-1	.000	0-0	.000	0-0	.000	0	0	0	0.0	0-0	1	0	0	0	0	0.0
Franklin, Jamaal	5	3	118	23.6	21-42	.500	8-18	.444	16-16	1.000	4	25	29	5.8	10-0	12	11	1	9	66	13.2
Gay, D.J.	4	4	159	39.8	14-47	.298	8-24	.333	10-11	.909	2	15	17	4.3	3-0	9	5	1	2	46	11.5
Green, Bob	1	0	5	5.0	3-4	.750			1-2	.500			3	3.0	1-0	0	1	0	3	7	7.0
Green, Garrett	1	0	22	22.0	1-4	.250	0-0	.000	0-0	.000	1	0	1	1.0	1-0	0	0	1	0	2	2.0
Heath, Brandon	1	1	38	38.0	6-17	.353	3-9	.333	0-0	.000	1	1	2	2.0	2-0	5	2	0	1	15	15.0
Hemsley, Jeremy	1	0	19	19.0	2-5	.400	0-2	.000	0-0	.000	0	2	2	2.0	3-0	0	1	1	2	4	4.0
Holcomb, Randy	1	1	29	29.0	4-10	.400	0-1	.000	1-2	.500	1	2	3	3.0	0-0	2	4	0	0	9	9.0
Johnson, James	2	0	2	1.0	0-0	.000	0-0	.000	0-0	.000	0	0	0	0.0	1-0	0	0	0	0	0	0.0
Kell, Trey	3	1	75	25.0	4-24	.167	0-7	.000	10-17	.588	1	14	15	5.0	4-0	9	3	0	0	18	6.0
Kennedy, Michael	1	1	29	29.0	5-8	.625			1-3	.333			8	8.0	3-0	0	1	1	0	11	11.0
Konek, Jeff	1	0	20	20.0	1-5	.200			3-4	.750			3	3.0	4-0	7	3	0	0	5	5.0
Kovach, Bob	2	2	67	33.5	8-22	.364			5-10	.500			11	5.5	6-0	2	3	0	2	21	10.5
Kovacic, Karlo	1	0	5	5.0	0-4	.000	0-4	.000	0-0	.000	0	0	0	0.0	0-0	0	1	0	0	0	0.0
Kramer, Joel	1	0	5	5.0	1-3	.333			0-0	.000			0	0.0	0-0	0	0	0	0	2	2.0
Leary, Ray	2	2	56	28.0	8-16	.500			0-0	.000			2	1.0	6-1	15	8	0	0	16	8.0
Leonard, Kawhi	4	4	144	36.0	24-55	.436	4-14	.286	9-10	.900	6	32	38	9.5	12-0	11	9	4	4	61	15.3
Mackell, Mike	1	1	25	25.0	4-7	.571	0-0	.000	2-2	1.000	5	1	6	6.0	3-0	1	1	0	0	10	10.0
Martens, John	1	1	28	28.0	4-8	.500			3-4	.750			2	2.0	4-0	0	4	0	0	11	11.0
McDaniels, Jalen	1	1	28	28.0	4-11	.364	1-2	.500	9-12	.750	2	7	9	9.0	4-0	1	2	1	0	18	18.0
Montana, Max	1	0	14	14.0	2-4	.500	1-3	.333	0-0	.000	0	2	2	2.0	1-0	0	2	0	1	5	5.0
Moore, Deandre	1	1	28	28.0	0-3	.000	0-2	.000	0-1	.000	0	0	0	0.0	1-0	0	1	0	1	0	0.0
Mitchell, Matt	1	1	19	19.0	1-2	.000	0-1	.000	1-2	.500	1	1	2	2.0	3-0	1	0	0	0	3	3.0
Murray, Gerald	1	0	7	7.0	0-0	.000			0-0	.000			0	0.0	1-0	0	0	0	0	0	0.0
O'Brien, JJ	7	7	207	29.6	18-39	.462	1-3	.333	14-17	.824	14	15	29	4.1	11-0	6	12	3	2	51	7.3
Owens, Bobby	1	1	8	8.0	2-3	.667			0-0	.000			0	0.0	0-0	0	1	0	1	4	4.0
Polee II, Dwayne	5	2	125	25.0	20-38	.526	11-21	.524	11-16	.688	3	19	22	4.4	6-0	0	2	1	5	62	12.4
Pope, Malik	3	1	75	25.0	8-16	.500	2-5	.400	5-12	.417	4	16	20	6.7	4-0	3	6	4	0	23	7.7
Quinn, Aqeel	5	2	69	13.8	5-18	.278	1-5	.200	4-5	.800	1	7	8	1.6	7-0	5	5	0	1	15	3.0
Rahon, James	6	1	131	21.8	21-48	.438	9-21	.429	7-8	.875	3	8	11	1.8	6-0	3	4	0	4	58	9.7
Roos, Kameron	1	0	9	9.0	0-0	.000	0-0	.000	1-2	.500	1	0	1	1.0	0-0	0	0	0	0	1	1.0
Ross, Andre	1	0	8	8.0	2-4	.500			1-1	1.000			3	3.0	1-0	0	1	1	0	5	5.0
Sanders, Aerick	1	0	13	13.0	0-3	.000	0-0	.000	0-0	.000	2	5	7	7.0	2-0	0	1	1	3	0	0.0
Schakel, Jordan	1	0	9	9.0	0-0	.000	0-0	.000	2-2	1.000	1	0	1	1.0	1-0	1	0	0	0	2	2.0
Sharper, John	1	0	24	24.0	4-6	.667	3-4	.750	0-0	.000	0	0	0	0.0	1-0	0	1	0	0	11	11.0

National Postseason Tournaments



MOUNTAIN WEST-RECORD 12-TIME CONFERENCE CHAMPIONS

Player	GP	GS	Min	Avg	TOTAL			3-PTS			REBOUNDS			PF-FO	A	TO	Blk	Stl	Pts	Avg	
					FG-FGA	Pct	3FG-FGA	Pct	FT-FTA	Pct	Off	Def	Tot								Avg
Shelley, Tyrone	1	0	3	3.0	0-3	.000	0-1	.000	0-0	.000	1	0	1	1.0	0-0	1	0	0	0	0	0.0
Shelton, Tim	4	1	28	7.0	0-4	.000	0-1	.000	0-0	.000	3	1	4	1.0	5-0	1	1	0	0	0	0.0
Shepard, Winston	7	5	158	22.6	14-48	.292	1-8	.125	14-21	.667	9	10	19	2.7	13-0	8	17	0	2	43	6.1
Shrigley, Matt	5	0	86	17.2	9-23	.391	6-15	.400	0-0	.000	1	6	7	1.4	4-0	1	1	2	2	24	4.8
Slaughter, Marcus	1	1	38	38.0	5-8	.625	0-0	.000	3-5	.600	4	6	10	10.0	4-0	1	2	0	1	13	13.0
Smith, Brandon	1	0	3	3.0	0-0	.000	0-0	.000	0-0	.000	0	0	0	0.0	1-0	1	1	0	0	0	0.0
Spain, Kyle	1	1	18	18.0	3-4	.750	0-0	.000	2-2	1.000	1	1	2	2.0	4-0	0	2	0	0	8	8.0
Spencer, Skylar	7	5	159	22.7	7-16	.438	0-0	.000	8-12	.667	13	19	32	4.6	18-0	1	5	15	6	22	3.1
Stephens, DeShawn	3	2	67	22.3	9-12	.750	0-0	.000	4-6	.667	9	9	18	6.0	8-0	1	2	3	0	22	7.3
Tapley, Chase	7	6	210	30.0	29-77	.377	14-40	.350	7-9	.778	3	19	22	3.1	16-0	14	11	4	7	79	11.3
Thames, Xavier	6	6	220	36.7	31-83	.373	8-31	.258	26-31	.839	2	14	16	2.7	11-0	22	12	3	8	96	16.0
Thomas, Malcolm	4	4	142	35.5	16-35	.457	0-0	.000	6-12	.500	9	16	25	6.3	8-0	11	6	7	2	38	9.5
Thomas, Matt	1	0	1	1.0	0-0	.000	0-0	.000	0-0	.000	0	0	0	0.0	0-0	0	0	0	0	0	0.0
Walton, Chris	1	0	12	12.0	0-0	.000	0-0	.000	0-0	.000	1	0	1	1.0	5-1	1	1	0	0	0	0.0
Wardrop, Ben	1	0	1	1.0	0-0	.000	0-0	.000	0-0	.000	0	0	0	0.0	0-0	0	0	0	0	0	0.0
Watson, Anthony	1	1	33	33.0	9-15	.600	0-0	.000	1-4	.250	3	3	3.0	5-1	6	4	0	2	19	19.0	
Watson, Devin	1	1	30	30.0	3-10	.300	2-4	.500	1-4	.250	1	2	3	3.0	1-0	2	1	0	1	9	9.0
Welshans, Jeff	1	0	2	2.0	0-0	.000	0-0	.000	0-1	.000	0	2	2	2.0	1-0	0	0	0	0	0	0.0
White, Billy	4	4	145	36.3	22-43	.512	1-2	.500	4-8	.500	15	16	31	7.8	8-0	6	6	1	5	49	12.3
Williams, D'Erryl	1	0	1	1.0	0-0	.000	0-0	.000	0-0	.000	0	0	0	0.0	0-0	0	0	0	0	0	0.0
Williams, Richie	1	1	39	39.0	5-6	.833	2-3	.667	0-0	.000	1	5	6	6.0	4-0	8	5	0	4	12	12.0
Team													58	3.6							
SDSU Totals	18				448-1,061	.422	96-268	.358	240-350	.686			686	38.1	285-3	211	221	68	93	1,232	68.4
Opponents	18				492-1,064	.462	92-241	.382	202-296	.682			627	34.8	319-9	231	195	56	108	1,276	70.9

SDSU Composite NIT Statistics - Division I

Player	GP	GS	Min	Avg	TOTAL			3-PTS			REBOUNDS			PF-FO	A	TO	Blk	Stl	Pts	Avg	
					FG-FGA	Pct	3FG-FGA	Pct	FT-FTA	Pct	Off	Def	Tot								Avg
Abukar, Mohamed	2	2	67	33.5	12-24	.500	1-1	1.000	4-7	.571	2	9	11	5.5	10-2	3	5	1	2	29	14.5
Allen, Dakorai	4	4	91	22.8	11-29	.379	1-5	.200	13-15	.867	6	8	14	3.5	5-0	5	2	2	4	36	9.0
Allen, Leonard	1	1	7	7.0	1-1	1.000	0-0	.000	0-0	.000	0	2	2	2.0	0-0	0	0	0	0	2	2.0
Amaroso, Ryan	5	5	133	26.6	21-42	.500	5-11	.455	7-8	.875	10	14	24	4.8	12-0	8	10	3	2	54	10.8
Bland, Tony	2	2	68	34.0	10-31	.323	0-6	.000	6-10	.600	1	5	6	3.0	2-0	4	6	2	2	26	13.0
Burns, Evan	2	2	66	33.0	6-15	.400	1-5	.200	4-4	1.000	2	13	15	7.5	1-0	4	7	3	4	17	8.5
Cage, Michael	1	1	40	40.0	5-10	.500	0-0	.000	0-0	.000	0	9	9	9.0	2-0	0	1	1	1	10	10.0
Caldwell, Steve	1	0	2	2.0	0-1	.000	0-0	.000	0-0	.000	0	0	0	0.0	1-0	0	0	0	0	0	0.0
Cheatham, Zylan	4	0	59	14.8	10-17	.588	0-0	.000	6-7	.857	9	11	20	5.0	7-0	3	10	2	1	26	6.5
Cheriet, Mehdi	4	0	46	11.5	5-12	.417	1-3	.333	3-6	.500	1	4	5	1.3	4-0	1	3	1	0	14	3.5
Choi, Angelo	4	0	46	11.5	7-13	.538	0-0	.000	3-4	.750	6	4	10	2.5	6-0	2	3	0	0	17	4.3
Davis, Kelvin	1	0	15	15.0	2-4	.500	1-3	.333	0-0	.000	0	0	0	0.0	0-0	0	2	0	1	5	5.0
Davis, Trinaime	1	0	8	8.0	1-2	.500	0-0	.000	0-0	.000	0	3	3	3.0	3-0	0	2	0	0	2	2.0
Deutchman, Jason	3	0	3	1.0	0-0	.000	0-0	.000	0-0	.000	0	2	2	0.7	0-0	0	0	0	0	0	0.0
Federico, Niksha	2	0	4	2.0	1-2	.500	1-2	.500	0-0	.000	0	0	0	0.0	0-0	0	0	0	0	3	1.5
Garwood, John	1	0	4	4.0	0-1	.000	0-0	.000	0-0	.000	0	0	0	0.0	1-0	0	2	0	1	0	0.0
Gay, D.J.	5	2	115	23.0	6-20	.300	3-12	.250	0-0	.000	2	6	8	1.6	2-0	10	3	1	3	15	3.0
Gordon, Eddy	1	0	22	22.0	4-4	1.000	0-0	.000	0-1	.000	0	6	6	6.0	1-0	1	1	0	5	8	8.0
Habel, Jerome	2	2	65	32.5	7-16	.438	0-0	.000	4-8	.500	5	8	13	6.5	5-1	1	6	2	2	18	9.0
Heath, Brandon	2	2	73	36.5	16-38	.421	7-23	.304	2-4	.500	1	3	4	2.0	3-0	9	8	0	4	41	20.5
Hemsley, Jeremy	4	0	81	20.3	12-36	.333	2-11	.182	8-12	.667	1	3	4	1.0	9-1	6	1	2	2	34	8.5
Holden, Chris	1	0	3	3.0	0-0	.000	0-0	.000	0-0	.000	0	1	1	1.0	1-0	0	0	0	0	0	0.0
Horton, Bryan	3	0	2	0.7	0-1	.000	0-0	.000	0-0	.000	0	0	0	0.0	0-0	0	0	0	0	0	0.0
Island, Tim	3	0	2	0.7	0-1	.000	0-1	.000	0-0	.000	0	0	0	0.0	0-0	0	0	0	0	0	0.0
Johnson, JerVaughn	3	0	8	2.7	0-1	.000	0-0	.000	3-4	.750	0	1	1	0.3	1-0	0	0	0	0	3	1.0
Johnson, Tommy	2	0	47	23.5	6-11	.545	4-8	.500	3-5	.600	1	7	8	4.0	7-0	1	6	2	3	19	9.5
Jones, Zach	1	1	36	36.0	6-16	.375	0-0	.000	1-3	.333	0	5	5	5.0	3-0	2	1	1	1	13	13.0
Kell, Trey	4	4	101	25.3	18-39	.462	9-18	.500	4-5	.800	2	4	6	1.5	7-0	1	8	0	1	49	12.3
Lamb, Chris	1	0	9	9.0	0-1	.000	0-0	.000	0-0	.000	0	1	1	1.0	0-0	1	0	1	0	0	0.0
Mackell, Mike	2	2	67	33.5	6-15	.400	0-0	.000	7-13	.538	5	4	9	4.5	5-1	2	7	0	1	19	9.5
Manker, Chris	2	0	6	3.0	1-1	1.000	0-0	.000	0-0	.000	0	2	2	1.0	0-0	0	0	0	0	2	1.0
Moore, Deandre	2	2	70	35.0	5-14	.357	3-8	.375	2-2	1.000	3	12	15	7.5	6-0	10	3	0	0	15	7.5
Morris, Eddie	1	1	21	21.0	3-10	.300	0-0	.000	3-4	.750	0	2	2	2.0	3-0	1	1	0	2	9	9.0
Pastorek, Jon	3	0	13	4.3	1-2	.500	0-0	.000	1-2	.500	1	1	2	0.7	3-0	1	0	0	0	3	1.0
Perez, Ben	2	0	6	3.0	1-2	.500	0-1	.000	0-0	.000	0	0	0	0.0	0-0	0	0	0	2	2	1.0
Plummer, Don	1	0	27	27.0	9-16	.562	0-0	.000	1-1	1.000	0	7	7	7.0	3-0	1	3	0	0	19	19.0
Pope, Malik	4	4	112	28.0	14-37	.378	5-13	.385	4-8	.500	6	29	35	8.8	5-0	2	4	4	2	37	9.3
Sanders, Aerick	2	2	52	26.0	3-7	.429	0-0	.000	0-0	.000	5	4	9	4.5	7-0	1	1	0	0	6	3.0
Sharper, John	2	0	14	7.0	1-4	.250	1-4	.250	0-0	.000	0	2	2	1.0	1-0	1	1	0	1	3	1.5
Shelton, Tim	4	0	71	17.8	9-21	.429	1-3	.333	6-10	.600	10	9	19	4.8	9-0	6	2	2	3	25	6.3
Shepard, Winston	4	4	136	34.0	18-45	.400	0-6	.000	13-16	.813	8	20	28	7.0	3-0	21	11	0	3	49	12.3
Shrigley, Matt	4	0	61	15.3	7-16	.438	7-14	.500	0-1	.000	0	4	4	1.0	5-0	2	0	1	1	21	5.3
Sir, Steve	2	0	26	13.0	2-8	.250	2-8	.250	0-0	.000	0	2	2	1.0	1-0	1	4	0	0	6	3.0
Smith, Bryce	3	0	3	1.0	0-1	.000	0-1	.000	0-0	.000	0	0	0	0.0	0-0	0	0	0	0	0	0.0
Smith, Keith	1	1	38	38.0	3-12	.250	0-0	.000	2-4	.500	0	0	0	0.0	4-0	13	5	0	3	8	8.0
Spain, Kyle	6	4	164	27.3	22-52	.423	8-21	.381	13-19	.684	6	19	25	4.2	8-0	9	12	3	9	65	10.8
Spencer, Skylar	4	4	89	22.3	8-11	.727	0-0	.000	0-7	.000	4	12	1								

Conference Tournaments



MOUNTAIN WEST-RECORD 12-TIME CONFERENCE CHAMPIONS

PCAA Tournament

1976 Seed: #3 PCAA Champions				
Semis	M.6	Stockton, Calif.	(#2) San José State	W 67-64
Champ	M.7	Stockton, Calif.	(#1) Pacific	W 76-64

1977 | Seed: #2

Quarters	M.2	San Diego (PG)	(#7) Fresno State	W 51-41
Semis	M.5	Anaheim, Calif.	(#3) San José State	L 74-75

1978 | Seed: #2

Quarters	M.2	Anaheim, Calif.	(#7) UC Santa Barbara	W 96-70
Semis	M.3	Anaheim, Calif.	(#3) CS Fullerton	L 50-64

WAC Tournament

1985 Seed: #2 WAC Champions				
Semis	M.8	El Paso, Texas (HA)	(#3) New Mexico	W 98-84
Champ	M.9	El Paso, Texas (HA)	(#1) UTEP	W 87-81

1986 | Seed: #6

Quarters	M.6	Laramie, Wyo. (AA)	(#3) Utah	W 73-71
Semis	M.7	Laramie, Wyo. (AA)	(#2) UTEP	L 76-78

1987 | Seed: #9

Prelim	M.3	San Diego (SA)	(#8) Hawai'i	W 93-90
Semis	M.5	Albuquerque (PI)	(#1) UTEP	L 65-85

1988 | Seed: #7

Quarters	M.9	Provo, Utah (MC)	(#2)(14) Wyoming	L 76-83
----------	-----	------------------	------------------	---------

1989 | Seed: #9

Prelim	M.9	Salt Lake City (HC)	(#8) Utah	L 57-70
--------	-----	---------------------	-----------	---------

1990 | Seed: #8

Prelim	M.7	El Paso, Texas (HA)	(#9) Air Force	ot-L 64-70
--------	-----	---------------------	----------------	------------

1991 | Seed: #8

Prelim	M.6	Laramie, Wyo. (AA)	(#9) Air Force	W 58-51
Quarters	M.7	Laramie, Wyo. (AA)	(#1)(8) Utah	L 56-57

1993 | Seed: #9

Prelim	M.10	Salt Lake City (DC)	(#8) Wyoming	W 59-57
Quarters	M.11	Salt Lake City (DC)	(#1)(15) Utah	L 64-85

1994 | Seed: #9

Prelim	M.9	Salt Lake City (DC)	(#8) Wyoming	W 54-51
Quarters	M.10	Salt Lake City (DC)	(#1) New Mexico	L 56-61

1995 | Seed: #9

Prelim	M.8	Albuquerque (PI)	(#8) Fresno State	W 71-57
Quarters	M.9	Albuquerque (PI)	(#1)(22) Utah	L 63-72

1996 | Seed: #7

Prelim	M.6	Albuquerque (PI)	(#10) Air Force	W 80-69
Quarters	M.7	Albuquerque (PI)	(#2) New Mexico	L 75-94

1998 | Seed: #6 (Pacific)

Prelim	M.3	Las Vegas, Nev. (TM)	(#M3) Wyoming	ot-W 60-57
Quarters	M.5	Las Vegas, Nev. (TM)	(#P2) Fresno State	L 57-92

Mountain West Tournament

2000 Seed: #8				
Quarters	M.9	Las Vegas, Nev. (TM)	(#1) UNLV	L 72-77

2001 | Seed: #7

Quarters	M.8	Las Vegas, Nev. (TM)	(#3) Wyoming	L 58-73
----------	-----	----------------------	--------------	---------

2002 | Seed: #5 | Mountain West Champion

Quarters	M.7	Las Vegas, Nev. (TM)	(#4) BYU	W 62-51
Semis	M.8	Las Vegas, Nev. (TM)	(#1) Wyoming	W 70-69
Champ	M.9	Las Vegas, Nev. (TM)	(#3) UNLV	W 78-75

2003 | Seed: #5

Quarters	M.13	Las Vegas, Nev. (TM)	(#4) UNLV	L 67-83
----------	------	----------------------	-----------	---------

2004 | Seed: #6

Quarters	M.11	Denver, Colo. (PC)	(#3) Utah	L 69-75
----------	------	--------------------	-----------	---------

2005 | Seed: #6

Quarters	M.10	Denver, Colo. (PC)	(#3) Air Force	W 73-68
Semis	M.11	Denver, Colo. (PC)	(#2) New Mexico	L 67-77

2006 | Seed: #1 | Mountain West Champion

Quarters	M.9	Denver, Colo. (PC)	(#8) Colorado State	W 64-52
Semis	M.10	Denver, Colo. (PC)	(#4) UNLV	W 63-60
Champ	M.11	Denver, Colo. (PC)	(#7) Wyoming	ot-W 69-64

2007 | Seed: #3

Quarters	M.8	Las Vegas, Nev. (TM)	(#6) Colorado State	L 64-69
----------	-----	----------------------	---------------------	---------

2008 | Seed: #4

Quarters	M.13	Las Vegas, Nev. (TM)	(#5) Air Force	W 53-49
Semis	M.14	Las Vegas, Nev. (TM)	(#1)(24/23) BYU	L 54-63

2009 | Seed: #4

Quarters	M.12	Las Vegas, Nev. (TM)	(#5) UNLV	W 71-57
Semis	M.13	Las Vegas, Nev. (TM)	(#1)(25/-) BYU	W 64-62
Champ	M.14	Las Vegas, Nev. (TM)	(#2) Utah	L 50-52

2010 | Seed: #4 | Mountain West Champion

Quarters	M.11	Las Vegas, Nev. (TM)	(#5) Colorado State	W 72-71
Semis	M.12	Las Vegas, Nev. (TM)	(#1)(8/8) New Mexico	W 72-69
Champ	M.13	Las Vegas, Nev. (TM)	(#3) UNLV	W 55-45

2011 | Seed: #2 | Mountain West Champion

Quarters	M.10	Las Vegas, Nev. (TM)	(#7) Utah	W 64-50
Semis	M.11	Las Vegas, Nev. (TM)	(#3) UNLV	W 74-72
Champ	M.12	Las Vegas, Nev. (TM)	(#1)(8/8) BYU	W 72-54

2012 | Seed: #1

Quarters	M.8	Las Vegas, Nev. (TM)	(#8) Boise State	W 65-62
Semis	M.9	Las Vegas, Nev. (TM)	(#4) Colorado State	W 79-69
Champ	M.10	Las Vegas, Nev. (TM)	(#2) New Mexico	L 59-68

2013 | Seed: #4

Quarters	M.13	Las Vegas, Nev. (TM)	(#5) Boise State	W 73-67
Semis	M.14	Las Vegas, Nev. (TM)	(#1)(15/14) New Mexico	L 50-60

2014 | Seed: #1

Quarters	M.13	Las Vegas, Nev. (TM)	(#8) Utah State	W 73-39
Semis	M.14	Las Vegas, Nev. (TM)	(#4) UNLV	W 59-51
Champ	M.15	Las Vegas, Nev. (TM)	(#2) (20/20) New Mexico	L 58-64

2015 | Seed: #2

Quarters	M.12	Las Vegas, Nev. (TM)	(#7) UNLV	W 67-64
Semis	M.13	Las Vegas, Nev. (TM)	(#3) Colorado State	W 56-43
Champ	M.14	Las Vegas, Nev. (TM)	(#4) Wyoming	L 43-45

2016 | Seed: #1

Quarters	M.10	Las Vegas, Nev. (TM)	(#9) Utah State	W 71-65
Semis	M.11	Las Vegas, Nev. (TM)	(#5) Nevada	W 67-55
Champ	M.12	Las Vegas, Nev. (TM)	(#2) Fresno State	L 63-68

2017 | Seed: #6

Opening	M.8	Las Vegas, Nev. (TM)	(#11) UNLV	ot-W 62-52
Quarters	M.9	Las Vegas, Nev. (TM)	(#3) Boise State	W 87-68
Semis	M.10	Las Vegas, Nev. (TM)	(#2) Colorado State	L 63-71

2018 | Seed: #5 | Mountain West Champion

Quarters	M.8	Las Vegas, Nev. (TM)	(#4) Fresno State	W 64-52
Semis	M.9	Las Vegas, Nev. (TM)	(#1) (22/22) Nevada	W 90-73
Champ	M.10	Las Vegas, Nev. (TM)	(#3) New Mexico	W 82-75

2019 | Seed: #4

Quarters	M.14	Las Vegas, Nev. (TM)	(#5) UNLV	W 63-55
Semis	M.15	Las Vegas, Nev. (TM)	(#1) (14/17) Nevada	W 65-56
Champ	M.16	Las Vegas, Nev. (TM)	(#2) (rv/rv) Utah State	L 57-64

2020 | Seed: #1

Quarters	M.4	Las Vegas, Nev. (TM)	(#9) Air Force	W 73-60
Semis	M.5	Las Vegas, Nev. (TM)	(#5) Boise State	W 81-68
Champ	M.6	Las Vegas, Nev. (TM)	(#2) Utah State	L 56-59

AA - Arena Auditorium (Laramie, Wyo.); DC - Delta Center (Salt Lake City, Utah); HA - Don Haskins Center (El Paso, Texas); HC - Huntsman Center (Salt Lake City, Utah); MC - Marriott Center (Provo, Utah); PC - Pepsi Center (Denver, Colo.); PI - The Pit (Albuquerque, N.M.); TM - Thomas & Mack Center (Las Vegas, Nev.).

MW Tournament Composite

School	W	L	Pct.	OR	QF	SF	CH	SD	vs.
San Diego State	34	16	.700	1-0	16-5	12-4	5-7	-	
UNLV	27	17	.614	3-1	13-6	8-5	3-5	6-5	
Fresno State	6	7	.462	1-1	3-4	1-2	1-0	1-1	
New Mexico	20	17	.541	2-2	8-11	6-2	4-2	2-4	
Nevada	6	7	.462	0-3	4-1	1-3	1-0	3-0	
Colorado State	14	20	.412	3-5	8-8	2-6	1-1	3-3	
Utah State	11	5	.686	4-0	3-4	2-1	2-0	2-2	
Wyoming	14	20	.412	4-6	8-7	2-6	1-1	3-1	
Boise State	5	8	.385	2-0	3-7	0-3	0-0	5-0	
Air Force	6	21	.222	6-3	0-17	0-0	0-0	2-0	
San Jose State	0	6	.000	0-6	0-0	0-0	0-0	0-0	

SDSU Record By MW Seed

Seed	Opponent Seed													
	Yrs.	W-L	CH	1	2	3	4	5	6	7	8	9	10	11
No. 1	5	11-4	1	-	0-4	3-0	2-0	1-0	3-0	2-0				
No. 2	2	5-1	1	1-0	-	2-0	0-1	2-0						
No. 3	1	0-1	0-1				0-1							
No. 4	5	9-4	1	3-1	0-2	1-0	-	5-0						
No. 5	3	6-1	2	2-0	2-0	2-1								
No. 6	3	3-3		0-2	2-1							1-0		
No. 7	1	0-1			0-1									
No. 8	1	0-1		0-1										
Totals	21	34-16	5	6-3	0-8	7-2	5-2	7-0	0-1	3-0	3-0	2-0	0-0	1-0

Individual Mountain West Tournament Career Records

Points
152 by Malik Pope, 2015-18 (12 games)

Scoring Average
20.4 by Brandon Heath, 2004-07 (7 games)

Rebounds
73 by Marcus Slaughter, 2004-06 (6 games)

Rebound Average
12.2 by Marcus Slaughter, 2004-06 (6 games)

Assists
31 by Richie Williams, 2006-09 (9 games)

Assist Average
4.3 by Lorenzo Wade, 2007-09 (6 games)

Minutes Played
347 by D.J. Gay, 2008-11 (11 games)

Average Minutes Played
36.6 by Brandon Heath, 2004-07 (7 games)

Field Goals
57 by Malik Pope, 2015-18 (12 games)

Free Throws
40 by Trey Kell, 2015-18 (12 games); Marcus Slaughter, 2004-06 (6 games)

Three-Point Field Goals
22 by Chase Tapley, 2010-13 (11 games)

Blocked Shots
22 by Skylar Spencer, 2013-16 (11 games)

Steals
19 by Chase Tapley, 2010-13 (11 games)

INTRODUCTION

COACHES & STAFF

PLAYERS

2019-20 REVIEW

RECORDS

HISTORY

UNIVERSITY

AZTEC BASKETBALL MEDIA GUIDE

Mountain West Tournament



MOUNTAIN WEST-RECORD 12-TIME CONFERENCE CHAMPIONS

Mountain West Tournament Game Records/Superlatives

Individual

Points Scored

28, Trey Kell vs. New Mexico, 3-10-18; Billy White vs. New Mexico, 3-12-10; Brandon Heath vs. Air Force, 3-10-05

Field Goals

11, Billy White vs. New Mexico, 3-12-10

Field Goals Attempted

27, Brandon Heath vs. Wyoming, 3-11-06

Highest Field Goal Percentage (min. 5 made)

.875 (7-8), Max Hoetzel vs. Boise State, 3-9-17, Jerome Habel vs. Colorado State, 3-8-07

3-Point Field Goals

5, Aqeel Quinn at UNLV, 3-12-15, Chase Tapley vs. New Mexico, 3-10-12, Brandon Heath vs. Colorado State, 3-8-07

3-Point Field Goals Attempted

10, Brandon Heath vs. Colorado State, 3-8-07

3-Point Field Goal Percentage (min. 3 made)

.833 (5-6), Max Hoetzel vs. Boise State, 3-9-17, Aqeel Quinn at UNLV, 3-12-15

Free Throws

11, Lorenzo Wade vs. Brigham Young, 3-13-09

Free Throws Attempted

13, Marcus Slaughter vs. Wyoming, 3-11-06

Free-Throw Percentage (min. 5 made)

1.000 (11-11), Lorenzo Wade vs. Brigham Young, 3-13-09; (10-10), Brandon Heath vs. Air Force, 3-10-05; (7-7), Billy White vs. Brigham Young, 3-12-11; (6-6), JJ O'Brien at UNLV, 3-12-15, Mike Mackell vs. UNLV, 3-7-02; (5-5), Devin Watson vs. Nevada, 3-9-18, Xavier Thames at UNLV, 3-14-14, Billy White vs. New Mexico, 3-12-10

Offensive Rebounds

8, Marcus Slaughter vs. Colorado State, 3-9-06

Defensive Rebounds

14, Kawhi Leonard at UNLV, 3-13-10

Total Rebounds

21, Kawhi Leonard at UNLV, 3-13-10

Assists

9, Lorenzo Wade vs. Colorado State, 3-8-07

Blocked Shots

5, Valentine Izundu at UNLV, 3-8-17

Steals

6, Josh Davis vs. Utah State, 3-13-14

Minutes Played

41, Brandon Heath vs. Wyoming, 3-11-06

Team

Points Scored

90, vs. Nevada, 3-9-18

Fewest Points

43, vs. Wyoming, 3-14-15

Fewest Points in Win

55, at UNLV, 3-13-10

Winning Margin

34, vs. Utah State, 3-13-14

Losing Margin

16, at UNLV, 3-13-03

Field Goals

33, at UNLV, 3-9-02

Field Goals Attempted

68, vs. Colorado State, 3-9-06

Highest Field Goal Percentage

.547 (29-53), vs. Boise State, 3-9-17

Three-Point Field Goals

10, vs. New Mexico, 3-12-10

Three-Point Field Goals Attempted

24, vs. Colorado State, 3-8-07

Three-Point Field Goal Percentage

.643 (9-14), vs. Boise State, 3-9-17

Free Throws

28, vs. Wyoming, 3-11-06

Free Throws Attempted

37, vs. Wyoming, 3-11-06

Free-Throw Percentage (min. 5 made)

.909 (20-22), vs. Air Force, 3-13-08

Offensive Rebounds

24, vs. Colorado State, 3-9-06

Defensive Rebounds

32, at UNLV, 3-8-17, vs. Boise State, 3-13-13

Total Rebounds

51, vs. Wyoming, 3-11-06

Assists

20, vs. Colorado St., 3-8-07

Blocked Shots

10, at UNLV, 3-8-17

Steals

11, vs. Nevada, 3-11-16, vs. New Mexico, 3-15-14, Utah State, 3-13-14

Turnovers

19, vs. Boise State, 3-13-13, vs. UNLV, 3-9-02

Fewest Turnovers

4, vs. Wyoming, 3-14-15, vs. New Mexico, 3-15-15

Opponent Individual

Points Scored

31, Marcus Bailey, Wyoming, 3-8-02

Highest Field Goal Percentage (min. 5 made)

.778 (7-9), Stuart Creason, Colorado State, 3-8-07

Three-Point Field Goals

7, Nick Jacobson, Utah, 3-11-04

Three-Point Field Goal Percentage (min. 4 made)

1.000 (4-4), Marcus Bailey, Wyoming, 3-8-02

Rebounds

17, Kaspars Kambala, UNLV, 3-9-00

Assists

9, Mark Dickel, UNLV, 3-9-00

Blocked Shots

6, Justin Williams, Wyoming, 3-11-06, Michael Harrison, Colorado State, 3-9-06

Steals

7, Tim Anderson, Air Force, 3-13-08

Opponent Team

Points Scored

83, UNLV, 3-13-03

Highest Field Goal Percentage

.558 (29-52), UNLV, 3-13-03

Three-Point Field Goals

13, Air Force, 3-10-05

Three-Point Field Goal Percentage

.533 (8-15), Colorado State, 3-11-10

Rebounds

45, Brigham Young, 3-7-02

Assists

20, UNLV, 3-9-00

Blocked Shots

10, Colorado State, 3-9-06, Wyoming, 3-8-01

Steals

11, Fresno State, 3-12-1



On March 10, 2018, Trey Kell (2015-18) equaled the program's single-game high for the Mountain West Tournament, when he scored 28 points in that year's championship game against New Mexico. He matched the output of Brandon Heath and Billy White on March 10, 2005 versus Air Force and versus New Mexico on March 12, 2010, respectively.

INTRODUCTION

COACHES & STAFF

PLAYERS

2019-20 REVIEW

RECORDS

HISTORY

UNIVERSITY

AZTEC BASKETBALL MEDIA GUIDE

Mountain West Tournament



MOUNTAIN WEST-RECORD 12-TIME CONFERENCE CHAMPIONS

SDSU Composite Mountain West Tournament Statistics

Player	GP	GS	Min	Avg	TOTAL			3-PTS			FT-FTA	Pct	Off	REBOUNDS			PF-FO	A	TO	Blk	Stl	Pts	Avg
					FG-FGA	Pct	3FG-FGA	Pct	Def	Tot				Avg									
Abramowitz, David	2	0	61	30.5	10-22	.455	3-11	.273	0-0	.000	2	5	7	3.5	5-0	8	2	0	1	23	11.5		
Abukar, Mohamed	4	4	136	34.0	15-48	.313	0-12	.000	10-14	.714	6	12	18	4.5	12-0	4	7	4	3	40	10.0		
Allen, Dakari	9	5	210	23.3	16-41	.390	2-12	.167	13-27	.481	6	22	28	3.1	18-1	9	13	5	11	47	5.2		
Amoroso, Ryan	5	5	141	28.2	23-45	.511	1-4	.250	16-22	.727	7	21	28	5.6	14-0	1	5	2	2	63	12.6		
Arap, Aqek	6	0	96	16.0	10-21	.476	0-3	.000	1-1	1.000	7	7	14	2.3	9-0	4	3	7	4	22	3.7		
Berokoff, Jeffrey	1	1	27	27.0	2-5	.400	1-3	.333	0-1	.000	1	3	4	4.0	3-0	4	1	0	2	5	5.0		
Bland, Tony	4	4	133	33.3	14-38	.368	0-3	.000	13-17	.765	5	20	25	6.3	8-0	12	12	1	3	41	10.3		
Burns, Evan	1	1	28	28.0	3-11	.273	0-4	.000	1-3	.333	3	4	7	7.0	4-0	1	3	0	1	7	7.0		
Camara, Mohamed	5	0	31	6.2	0-1	.000	0-0	.000	0-0	.000	1	4	5	1.0	3-0	2	0	0	2	0	0.0		
Carlwell, Brian	6	0	62	10.3	3-9	.333	0-0	.000	7-10	.700	2	9	11	1.8	7-0	2	8	1	0	13	2.2		
Cheatham, Zylan	6	1	117	19.5	15-29	.517	0-1	.000	15-22	.682	10	12	22	3.7	12-0	3	13	5	2	45	7.5		
Cheriet, Mehdi	2	0	31	15.5	0-2	.000	0-1	.000	0-0	.000	3	4	7	3.5	6-0	1	0	0	0	0	0.0		
Chol, Angelo	6	0	72	12.0	6-16	.375	0-0	.000	9-11	.818	6	6	12	2.0	9-0	0	3	0	2	21	3.5		
Correa, Marcelo	2	2	57	28.5	7-16	.438	0-0	.000	4-4	1.000	6	11	17	8.5	7-0	2	6	4	1	18	9.0		
Davis, Josh	3	3	94	31.3	7-17	.412	0-0	.000	0-0	.000	5	20	25	8.3	7-0	1	2	0	8	14	4.7		
Davis, Kelvin	5	3	107	21.4	7-23	.304	4-15	.267	1-4	.250	1	4	5	1.0	11-0	4	5	0	7	19	3.8		
Davis, Trimaime	5	0	62	12.4	5-11	.455	0-0	.000	3-4	.750	4	9	13	2.6	7-0	0	2	3	2	13	2.6		
Epps, Myron	5	2	95	19.0	7-17	.412	0-0	.000	7-12	.583	5	11	16	3.2	9-0	1	10	0	2	21	4.2		
Faux, Al	4	4	141	35.3	24-61	.393	6-20	.300	8-11	.727	2	14	16	4.0	7-0	11	9	0	2	62	15.5		
Feagin, KJ	3	3	105	35.0	13-31	.419	8-20	.400	3-3	1.000	3	12	15	5.0	3-0	6	1	0	1	37	12.3		
Flynn, Malachi	3	3	107	35.7	17-43	.395	8-21	.381	12-14	.857	2	13	15	5.0	8-0	15	8	0	5	54	18.0		
Franklin, LaBradford	3	0	32	10.7	2-5	.400	1-3	.333	0-0	.000	1	1	2	0.7	2-0	4	3	0	0	5	1.7		
Franklin, Jamaal	8	5	195	24.4	29-67	.433	14-28	.500	25-33	.758	12	31	43	5.4	20-0	17	18	1	5	97	12.1		
Guy, D.J.	11	8	347	31.5	18-72	.250	11-40	.275	10-14	.714	1	15	16	1.4	11-0	18	17	2	5	57	5.2		
Gill-Caesar, Montaque	1	0	7	7.0	0-2	.000	0-0	.000	0-0	.000	0	1	1	1.0	0-0	0	0	0	0	0	0.0		
Green, Garrett	3	0	58	19.3	6-8	.750	1-1	1.000	5-7	.714	3	10	13	4.3	5-0	1	2	3	0	18	6.0		
Habel, Jerome	1	1	36	36.0	7-8	.875	0-0	.000	0-2	.000	4	3	7	7.0	3-0	0	0	1	0	14	14.0		
Heath, Brandon	7	7	256	36.6	49-122	.402	18-50	.360	27-34	.794	9	23	32	4.6	7-0	20	17	0	11	143	20.4		
Hemsey, Jeremy	12	6	297	24.8	30-85	.353	8-29	.276	10-20	.500	5	26	31	2.6	32-2	21	24	3	6	78	6.5		
Hoetzel (Montana), Max	6	0	86	14.3	11-26	.423	8-20	.400	7-10	.700	5	7	12	2.0	5-0	1	4	1	0	37	6.2		
Holcomb, Randy	4	4	141	35.3	27-53	.509	2-5	.400	17-26	.654	11	19	30	7.5	10-0	8	13	4	1	73	18.3		
Izundu, Valentine	3	3	61	20.3	5-8	.625	0-0	.000	2-3	.667	5	2	7	2.3	6-0	0	2	10	0	12	4.0		
Jackson, Bradley	1	1	33	33.0	2-6	.333	1-3	.333	1-2	.500	1	2	3	3.0	4-0	2	4	0	2	6	6.0		
Johnson, James	2	0	8	4.0	1-1	1.000	0-0	.000	0-0	.000	0	1	1	0.5	0-0	0	1	0	0	2	1.0		
Johnson, Jer Vaughn	1	0	3	3.0	0-0	.000	0-0	.000	0-0	.000	0	0	0	0.0	1-0	0	0	0	0	0	0.0		
Johnson, Tommy	3	0	35	11.3	5-9	.556	3-5	.600	0-1	.000	0	2	2	0.7	4-0	5	1	0	0	13	4.3		
Kell, Trey	12	9	337	28.1	43-120	.358	10-39	.256	40-52	.769	8	39	47	3.9	14-0	29	18	5	13	136	11.3		
Kovicic, Karlo	1	0	2	2.0	0-0	.000	0-0	.000	0-0	.000	0	0	0	0.0	0-0	0	0	0	0	0	0.0		
Lamb, Chris	2	0	6	3.0	1-1	1.000	0-0	.000	0-0	.000	1	0	1	0.5	3-0	0	1	0	0	2	1.0		
Leonard, Kawhi	6	6	192	32.0	37-79	.468	6-14	.429	14-15	.933	23	44	67	11.2	16-1	11	16	3	10	94	15.7		
Mackell, Mike	4	4	99	24.8	17-35	.486	0-0	.000	9-11	.818	5	10	15	3.8	15-1	0	5	1	0	43	10.8		
Manker, Chris	3	0	31	10.3	4-7	.571	1-3	.333	3-5	.600	3	4	7	2.3	4-0	0	0	0	1	12	4.0		
Mann, Joe	1	0	13	13.0	0-2	.000	0-0	.000	2-2	1.000	2	1	3	3.0	2-0	1	0	0	0	2	2.0		
Marion, Michael	1	0	1	1.0	0-0	.000	0-0	.000	0-0	.000	0	0	0	0.0	0-0	0	0	0	0	0	0.0		
McDaniels, Jalen	6	6	164	27.3	29-60	.483	3-8	.375	16-21	.762	12	41	53	8.8	23-2	10	9	5	6	77	12.8		
Mensah, Nathan	3	3	64	21.3	7-22	.318	0-0	.000	2-5	.400	10	7	17	5.7	6-0	2	2	1	1	16	5.3		
Mitchell, Matt	9	9	247	27.4	25-59	.424	11-35	.314	21-27	.778	6	32	38	4.2	20-0	13	22	2	6	82	9.1		
Moore, Deondre	5	5	134	26.8	11-28	.393	4-15	.267	6-8	.750	2	5	7	1.4	11-0	13	4	1	7	32	6.4		
Narain, Nolan	4	0	33	8.3	3-5	.600	0-0	.000	0-1	.000	2	3	5	1.3	5-0	0	1	0	1	6	1.5		
O'Brien, JJ	8	8	232	29.0	21-53	.396	1-6	.167	15-20	.750	9	13	22	2.8	17-1	12	7	0	7	58	7.3		
Okotie, Vincent	1	0	13	13.0	2-5	.400	1-2	.500	3-5	.600	0	0	0	0.0	4-0	0	1	0	0	8	8.0		
Pastorek, Jon	2	0	3	1.5	0-0	.000	0-0	.000	0-0	.000	0	0	0	0.0	0-0	0	0	0	0	0	0.0		
Polee II, Dwayne	7	1	126	18.0	18-40	.450	9-17	.529	13-15	.867	5	15	20	2.9	11-0	6	6	0	4	58	8.3		
Pope, Malik	12	9	288	24.0	57-110	.518	14-23	.609	24-32	.750	21	41	62	5.2	23-0	12	6	6	4	152	12.7		
Pulliam, Trey	3	0	52	17.3	4-7	.571	0-1	.000	0-1	.000	1	4	5	1.7	7-0	5	1	0	3	8	2.7		
Quinn, Aqel	6	3	121	20.2	16-34	.471	9-18	.500	4-6	.667	0	9	9	1.5	12-0	6	2	1	3	45	7.5		
Rahon, James	8	3	182	22.8	15-50	.300	5-25	.200	0-0	.000	2	9	11	1.4	14-0	8	2	0	4	35	4.4		
Rooks, Kameron	3	0	45	15.0	3-5	.600	0-0	.000	7-10	.700	7	8	15	5.0	8-0	1	3	2	0	13	4.3		
Roban, Jim	1	0	12	12.0	0-2	.000	0-1	.000	0-0	.000	0	1	1	1.0	2-0	1	0	0	1	0	0.0		
Sanders, Aerick	5	2	98	19.6	18-35	.514	0-0	.000	1-3	.333	10	11	21	4.2	16-1	4	3	8	4	37	7.4		
Schakel, Jordan	9	3	171	19.0	10-35	.286	8-30	.267	9-12	.750	4	13	17	1.9	20-0	3	2	0	3	37	4.1		
Seiko, Adam	6	0	52	8.7	3-6	.500	2-5	.400	0-0	.000	1	2	3	0.5	5-0	4	2	0	3	8	1.3		
Sharper, John	7	2	153	21.9	10-27	.370	7-23	.304	8-8	1.000	1	4	5	0.7	11-0	5	6	0	4	35	5.0		
Shelley, Tyrone	3	0	23	7.7	3-4	.750	0-0	.000	2-2	1.000	0	1	1	0.3	5-0	2	2	0	1	8	2.7		
Shelton, Tim	9	3	120	13.3	17-33	.515	3-6	.500	3-7	.429	10	9	19	2.1	19-1	5	3	1	1	40	4.4		
Shepard, Winston	11	9	308	28.0	38-105	.362	1-9	.111	38-61	.623	23	46	69	6.3	15-1	22	19	7	9	115	10.5		
Shrigley, Matt	11	2	177	16.1	9-34	.265	6-25	.240	3-4	.750	4	14	18	1.6	16-0	4	6	1	6	27	2.5		
Sir, Steve	1	0	10	10.0	2-4	.500	1-2	.500	0-0	.000	0	0	0										

Home Record/Attendance



MOUNTAIN WEST-RECORD 12-TIME CONFERENCE CHAMPIONS

Division I Year-By-Year Home Record/Attendance

Year	Gms.	Record	Total	Average	NCAA	PG	SA	Viejas	Largest Home Crowd
1970-71	14	10 - 4	26,842	1,917	.	10-4	-	-	3,253 vs. Long Beach State
1971-72	13	11 - 2	37,300	2,869	.	1-1	10-1	-	9,744 vs. Long Beach State
1972-73	13	11 - 2	38,425	2,956	.	3-0	8-2	-	6,586 vs. Long Beach State
1973-74	11	5 - 6	13,134	1,194	.	4-3	1-3	-	1,576 vs. UC Santa Barbara
1974-75	14	9 - 5	42,480	3,034	.	9-0	0-5	-	5,183 vs. Marquette
1975-76	13	10 - 3	36,517	2,809	.	8-3	2-0	-	3,884 vs. Long Beach State
1976-77	13	9 - 4	40,271	3,098	.	8-2	1-2	-	6,018 vs. Long Beach State
1977-78	13	12 - 1	57,212	4,401	107	-	12-1	-	7,648 vs. Fresno State
1978-79	17	13 - 4	69,681	4,099	119	-	13-4	-	7,788 vs. Brigham Young
1979-80	17	6 - 11	54,742	3,220	155	1-0	5-11	-	5,717 vs. Brigham Young
1980-81	14	9 - 5	67,011	4,787	96	1-0	8-5	-	11,044 vs. DePaul
1981-82	18	16 - 2	86,825	4,824	98	3-0	13-2	-	10,281 vs. Hawai'i
1982-83	17	14 - 3	59,120	3,478	141	5-0	9-3	-	7,611 vs. Brigham Young
1983-84	16	11 - 5	57,094	3,568	143	0-1	11-4	-	7,565 vs. Villanova
1984-85	15	12 - 3	61,993	4,133	121	-	12-3	-	8,843 vs. Texas-El Paso
1985-86	12	7 - 5	32,397	2,700	165	-	7-5	-	4,153 vs. Brigham Young
1986-87	17	5 - 12	29,049	1,709	224	-	5-12	-	3,325 vs. San Diego
1987-88	15	9 - 6	52,333	3,489	147	-	9-6	-	10,465 vs. Brigham Young
1988-89	17	11 - 6	70,235	4,131	123	-	11-6	-	13,106 vs. North Carolina
1989-90	16	10 - 6	56,791	3,549	148	-	10-6	-	5,946 vs. UTEP
1990-91	16	10 - 6	38,222	2,389	204	3-0	7-6	-	4,007 vs. San Diego
1991-92	14	1 - 13	33,243	2,375	207	-	1-13	-	6,656 vs. UCLA
1992-93	15	6 - 9	23,763	1,584	248	6-9	-	-	3,538 vs. UNLV
1993-94	13	7 - 6	18,970	1,459	.	7-6	-	-	2,134 vs. Brigham Young
1994-95	14	9 - 5	15,410	1,101	.	9-5	-	-	2,279 vs. Brigham Young
1995-96	15	11 - 4	40,161	2,677	.	1-0	10-4	-	5,839 vs. Utah
1996-97	14	9 - 5	37,379	2,670	.	1-1	8-4	-	5,249 vs. UNLV
1997-98	14	7 - 7	60,363	4,312	.	-	-	7-7	11,334 vs. Fresno State
1998-99	15	4 - 11	47,035	3,136	.	-	-	4-11	6,164 vs. Utah
1999-00	15	5 - 10	39,266	2,618	184	-	-	5-10	5,089 vs. Utah
2000-01	17	12 - 5	77,104	4,528	.	-	-	12-5	8,186 vs. San Diego
2001-02	15	12 - 3	92,475	6,165	87	-	-	12-3	11,764 vs. UNLV
2002-03	17	11 - 6	121,926	7,172	69	-	-	11-6	*12,414 vs. Arizona/Texas Tech
2003-04	15	11 - 4	100,513	6,701	79	-	-	11-4	11,027 vs. Air Force
2004-05	16	7 - 9	94,450	5,903	93	-	-	7-9	8,983 vs. Utah
2005-06	15	13 - 2	105,209	7,014	76	-	-	13-2	*12,414 vs. Wyoming
2006-07	16	14 - 2	125,135	7,821	71	-	-	14-2	*12,414 vs. Arizona/Brigham Young
2007-08	14	11 - 3	94,638	6,760	81	-	-	11-3	9,776 vs. Brigham Young
2008-09	^ 18	16 - 2	126,420	7,023	76	-	-	15-2	*12,414 vs. Saint Mary's
2009-10	15	14 - 1	108,412	7,227	83	-	-	14-1	*12,414 vs. Arizona/Brigham Young
2010-11	15	14 - 1	175,027	11,668	42	-	-	14-1	*12,414 - 13 times
2011-12	19	17 - 2	229,820	12,096	24	-	-	17-2	*12,414 - 11 times
2012-13	15	14 - 1	186,210	12,414	27	-	-	14-1	*12,414 - 15 times
2013-14	16	15 - 1	198,624	12,414	34	-	-	15-1	*12,414 - 16 times
2014-15	17	16 - 1	211,038	12,414	31	-	-	16-1	*12,414 - 17 times
2015-16	20	16 - 4	244,190	12,210	18	-	-	16-4	*12,414 - 19 times
2016-17	14	10 - 4	170,142	12,196	40	-	-	10-4	*12,414 - 8 times
2017-18	15	13 - 2	170,163	11,344	39	-	-	13-2	*12,414 - 3 times
2018-19	17	14 - 3	185,040	10,885	31	-	-	14-3	*12,414 - 2 times
2019-20	15	14 - 1	175,015	11,668	34	-	-	14-1	*12,414 - 9 times
Div. I Era	761	533 - 228	4,334,815	5,696		80-35	173-108	279-85	

Bold indicates school record. NCAA refers to national attendance ranking as compiled by the NCAA. PG - Peterson Gym. SA - San Diego Sports Arena. Viejas - Viejas Arena at Aztec Bowl (formerly Cox Arena). * - Indicates sellout. ^ - NIT second round game played at USD's Jenny Craig Pavilion is considered home game for SDSU.

Largest Home Crowds

Rk.	Att.	Facility	Opponent	Date	Day	Result
1.	13,106	SA	(7) North Carolina	Dec. 29, 1988	Thur.	L, 92-103
2.	(c) 12,414	Viejas	121 times (last: February 25, 2020, vs. Colorado State, W, 66-60)			

c - venue capacity

Largest Road/Neutral Crowds

Rk.	Att.	Opponent	Date	Result
1.	26,752	at Syracuse (NIT - 2nd round)	March 19, 2007	L, 64-80
2.	22,891	at Brigham Young*	Feb. 3, 1979	L, 80-88
3.	22,718	at (17) Brigham Young*	Jan. 8, 1981	L, 73-84
4.	22,700	at (9/9) Brigham Young*	Jan. 26, 2011	L, 58-71
5.	21,873	at (12) Brigham Young*	March 1, 1980	L, 81-114
6.	21,744	at Brigham Young*	Jan. 12, 1989	L, 81-85
7.	21,572	at (5) North Carolina	Nov. 24, 1991	L, 63-99
8.	21,365	at Brigham Young*	Feb. 16, 1984	L, 92-94 (ot)
9.	21,223	at Brigham Young*	Feb. 15, 1996	L, 68-81
10.	20,850	vs. (13/16) Illinois (D) (NCAA)^	March 15, 2002	L, 64-93

Viejas Arena Record and Attendance

Season	W	L
1997-98	7	7
1998-99	4	11
1999-00	5	10
2000-01	12	5
2001-02	12	3
2002-03	11	6
2003-04	11	4
2004-05	7	9
2005-06	13	2
2006-07	14	2
2007-08	11	3
2008-09	15	2
2009-10	14	1
2010-11	14	1
2011-12	17	2
2012-13	14	1
2013-14	15	1
2014-15	16	1
2015-16	16	4
2016-17	10	4
2017-18	13	2
2018-19	14	3
2019-20	14	1
Total	279	85

Season	Total	Avg.
1997-98	60,363	4,312
1998-99	47,035	3,136
1999-00	39,266	2,618
2000-01	77,104	4,528
2001-02	92,475	6,165
2002-03	121,926	7,172
2003-04	100,513	6,701
2004-05	94,450	5,903
2005-06	105,209	7,014
2006-07	125,135	7,821
2007-08	94,638	6,760
2008-09	121,320	7,136
2009-10	108,412	7,227
2010-11	175,027	11,668
2011-12	229,820	12,096
2012-13	186,210	12,414
2013-14	198,624	12,414
2014-15	211,038	12,414
2015-16	244,190	12,210
2016-17	170,142	12,196
2017-18	170,163	11,344
2018-19	185,040	10,885
2019-20	175,015	11,668
Total	3,133,115	8,267

11.	20,794	at Brigham Young*	Jan. 14, 1983	L, 74-96
12.	20,725	at Brigham Young* (D)	Feb. 27, 1982	L, 66-106
13.	20,536	at Brigham Young*	Jan. 9, 1988	L, 65-92
14.	20,238	at Brigham Young*	Feb. 1, 1990	L, 58-75
15.	20,125	vs. Florida Gulf Coast (NCAA)^^^	March 24, 2013	L, 71-81
	20,125	vs. Oklahoma (NCAA)^^^	March 22, 2013	W, 70-55
17.	20,124	at (13/11) Brigham Young*	Feb. 24, 2010	L, 68-82
18.	19,411	at Brigham Young* (D)	Jan. 12, 2002	L, 64-75
19.	18,743	at Brigham Young*	Jan. 31, 1985	W, 77-71
20.	18,577	at UNLV	Feb. 16, 2013	L, 70-72
	18,577	at (14/16) UNLV* (D)	Feb. 11, 2012	L, 63-65
22.	18,557	at UNLV*	Feb. 12, 2011	W, 63-57
23.	18,500	vs. (15/14) New Mexico (MWC-SF)^^	March 15, 2013	L, 50-60
	18,500	vs. (8/8) Brigham Young (MWC-CH)^^	March 12, 2011	W, 72-54
	18,500	at UNLV (MWC-SF)	March 11, 2011	W, 74-72
	18,500	vs. (8/8) New Mexico (MWC-SF)^^	March 12, 2010	W, 72-69
27.	18,482	vs. (4/5) Duke (NCAA)#	March 22, 2015	L, 49-68
28.	18,424	at Brigham Young*	Feb. 10, 1994	L, 87-101
29.	18,142	at Brigham Young*	Jan. 12, 1995	L, 57-66
30.	18,129	at New Mexico*	Jan. 18, 1985	L, 85-94

^ - United Center (Chicago, Ill.), ^^ - Thomas & Mack Center (Las Vegas, Nev.), ^^ - Wells Fargo Center (Philadelphia, Pa.), # - Time Warner Cable Arena (Charlotte, N.C.).

Rallies/Clutch Shots



MOUNTAIN WEST-RECORD 12-TIME CONFERENCE CHAMPIONS

Situational Record Since 1999-2000

Home	269-67
Away	124-129
Neutral	67-38
Leading at Half	363-60
Trailing at Half	79-167
Tied at Half	17-8
Outrebounds Opp.	331-95
Outrebounced	110-131
Rebounds Equal	5-9
Commit Fewer TO	280-74
Commit More TO	148-144
Turnovers Equal	27-18
More Free Throw Att.	331-80
Less Free Throw Att.	112-143
Equal Free Throw Att.	16-10

Higher Field Goal Pct.	374-47
Lower Field Goal Pct.	79-185
Equal Field Goal Pct.	6-3

Shoots 50% or Better	159-15
Shoots 40-50%	221-99
Shoots 40% or Less	79-121

Opp. Shoots 50% or Better	25-70
Opp. 40-50%	171-127
Opp. 40% or Less	263-38

Score Less Than 60	38-85
Score 60-69	126-95
Score 70-79	171-34
Score 80-89	90-19
Score 90-99	30-2
Score 100+	4-0

Opp. Score Less Than 60	234-23
Opp. Score 60-69	143-64
Opp. Score 70-79	72-79
Opp. Score 80-89	7-49
Opp. Score 90-99	1-17
Opp. Score 100+	0-3

Since 1996-97

	GW	Clutch
Tony Bland	-	2
Trinaime Davis	1	1
Al Faux	2	4
Malachi Flynn	1	1
Jamaal Franklin	2	2
D.J. Gay	3	4
Brandon Heath	4	9
Jeremy Hemsley	-	2
Trey Kell	-	2
Matt Mitchell	-	1
Deandre Moore	1	3
JJ O'Brien	-	1
Dwayne Polee II	1	1
Malik Pope	-	1
Aqeel Quinn	-	1
Jason Richey	-	4
Kyle Spain	1	2
Tim Shelton	-	1
Winston Shepard	-	1
Chase Tapley	1	1
Xavier Thames	1	1
Jacobi Thompson	1	1
Lorenzo Wade	1	1
Chris Walton	1	3
Billy White	2	4
Richie Williams	1	1

Rallied From Largest Deficit For Victory (since 1996-97 season)

Deficit	Score	Time	Final	Opponent (Date)
22	6-28	11:15/1st	W, 79-70	vs. Green Bay (Nov. 20, 2010)
21	16-37	18:25/2nd	at-W, 62-52	at UNLV (March 8, 2017)
19	46-27	15:12/2nd	W, 65-60	CSUN (Jan. 1, 2019)
19	32-13	9:21/1st	W, 79-74	vs. Xavier (Nov. 20, 2018)
18	8-26	10:58/1st	W, 69-65	Monmouth (Nov. 22, 2004)
16	21-37	3:05/1st	W, 83-73	vs. Iowa (Nov. 30, 2019)
16	25-41	12:05/2nd	W, 51-48	New Mexico (March 8, 2014)
15	30-45	17:24/2nd	W, 72-58	vs. California (Nov. 26, 2015)
14	43-57	13:51/2nd	W, 67-65	at Boise State (Feb. 5, 2014)
14	22-36	5:47/1st	W, 67-62	TCU* (Jan. 16, 2010)
14	10-24	8:29/1st	W, 72-67	at New Mexico* (Jan. 12, 2008)
14	25-39	12:53/2nd	W, 60-57	UC Santa Barbara (Dec. 22, 1999)

Rallied From Largest Second-Half Deficit For Victory (since 1996-97 season)

Deficit	Score	Time	Final	Opponent (Date)
21	16-37	18:25/2nd	at-W, 62-52	at UNLV (March 8, 2017)
19	46-27	15:12/2nd	W, 65-60	CSUN (Jan. 1, 2019)
16	25-41	12:05/2nd	W, 51-48	New Mexico (March 8, 2014)
15	30-45	17:24/2nd	W, 72-58	vs. California (Nov. 26, 2015)
14	43-57	13:51/2nd	W, 67-65	at Boise State (Feb. 5, 2014)
14	37-51	12:52/2nd	W, 69-65	Monmouth (Nov. 22, 2004)
14	25-39	12:53/2nd	W, 60-57	UC Santa Barbara (Dec. 22, 1999)

Clutch, Game-Winning & Game-Tying Shots (since 1996-97 season)

A clutch shot is defined as giving SDSU a lead it never relinquished with less than two minutes to play or tied a game and forced overtime. Game winning shots are designated with a • and are defined as a shot or free throw that puts SDSU ahead to stay with less than 35 seconds to play.

Date	Opponent	Final	Play
12.31.96	at Brigham Young*	at-W, 89-86	Jason Richey's trey forces OT (:01); • Jacobi Thompson's two FTs to break an 86-all tie (:15)
1.11.97	at Air Force*	at-W, 77-69	Jason Richey makes two free throws to tie the game at 63 (1:12) Roy Kruswyk converts a pair of free throws in overtime to put SDSU up 71-69 (1:09) Jason Richey forces overtime with a 5-foot bank shot (:05)
1.18.97	Colorado State*	at-L, 90-93	Jason Richey gives SDSU the lead for good in OT with a jumper (1:47)
3.3.98	vs. Wyoming (WAC)	at-W, 60-57	Deandre Moore ties the game (:12) in regulation; Moore's trey are final points in 1st OT (:41) • Deandre Moore off-balance 5-foot shot (:02.1); Aweve Storey (ASU) halfcourt shot disallowed Karla Kovacic connects on a three-point field goal off a pass from Al Faux Al Faux connects on a three-point field goal to tie the game in regulation
12.6.00	at UC Santa Barbara	3ot-L, 77-80	Al Faux hit 3-pointers on consecutive possessions to tie the game and forced OT (:02.3)
12.16.00	Arizona State	W, 64-62	Tony Bland drove right baseline off a pass from Randy Holcomb to tie the game in regulation (:26)
1.6.01	at Loyola Marymount	W, 61-58	• Al Faux banked in a short driving basket for the final points of the game (:02.6) • Al Faux 15-foot jumper right baseline from Randy Holcomb provided the final score (:19)
1.27.01	at UNLV*	at-L, 72-82	Tony Bland's running 16-footer at horn forces OT (:01.9); Tommy Johnson's trey puts SDSU up 63-60 (1:14)
1.21.02	Wyoming*	at-L, 85-88	Brandon Heath made a three-pointer to give SDSU a 64-63 lead; Scored SDSU's last nine pts. (1:39)
1.26.02	UNLV*	at-L, 79-80	Chris Walton banked in an off-balance 10-foot runner to break a 61-all game (:53.2)
3.2.02	Air Force*	W, 49-47	Brandon Heath connects on a three-pointer and has a pair of steals after the make (1:24) Chris Walton made the first of two free throws to tie the game at 62 for force OT (:07) Brandon Heath hits a 3-pointer to push the game to a 2nd OT with the score tied at 73 (:06)
3.8.02	vs. Wyoming (MWC)	W, 70-69	Marcus Slaughter converts an offensive rebound with no time remaining to force OT (:00/2nd)
3.19.03	UC Santa Barbara (NIT)	at-W, 67-62	Brandon Heath makes a jumper in the paint to complete an 18-point comeback (:46) • Chris Walton rebounded and converted a six-foot jumper in one motion (:00.0)
12.3.03	at San Diego	W, 66-63	• Trinaime Davis' put back of a miss and following FT gives SDSU a 78-77 lead (:00.3) Brandon Heath pull up three gives SDSU a 61-60 lead (:38) • Brandon Heath completed a spin move with a fade away 13-foot jumper to give SD the lead (:35)
12.31.03	Portland	W, 67-61	Brandon Heath steals the ball in the backcourt and launches a halfcourt shot at the buzzer (:00)
1.12.04	Brigham Young*	W, 65-51	• Brandon Heath makes two free throws to give SDSU a 74-73 lead (:16) Kyle Spain makes the first of two free throws to tie the game at 70 and force OT (:17.1) Mohamed Abukar's rebound, put back and subsequent free throw breaks a 51-all tie (1:38) • Brandon Heath connects on a three-point field goal off the dribble to break a 70-all tie (:05.3)
1.24.04	at Colorado State	2ot-L, 82-92	Billy White follows a Richie Williams miss with an offensive put back to force OT (:00.2) • Billy White scores the final points of the game as he follows a D.J. Gay errant three (:15) • Lorenzo Wade hits a three-point field goal right of center for the final points of the game (:20.9)
11.19.04	UC Santa Barbara	at-L, 72-80	• Kyle Spain knocks down two free throws to give SDSU the lead for good (:11) Billy White knocks down one of two free throws to send the game into overtime (:10) • Richie Williams makes 1 of 2 FTs to give SDSU a 1-pt. lead it would not relinquish in OT (:23)
11.22.04	Monmouth	W, 69-65	• Billy White makes a pair of free throws to put SDSU up to stay (:19.5)
1.8.05	at Brigham Young*	W, 59-57	D.J. Gay made the first and third FTA after getting fouled attempting a trey to force OT (:01) • D.J. Gay sinks a pair of free throws for the final points of the game (:23)
1.28.06	at Wyoming*	at-W, 78-77	• D.J. Gay knocks down a baseline, fade away jumper to give SDSU the lead (:01) • D.J. Gay drives the lane and nails a floater to break a 72-all tie (:04.8)
3.10.06	vs. UNLV (MWC)	W, 63-60	• Xavier Thames goes the length of the court and hits a lay-up (:01.8) • Jamaal Franklin drives the lane and connects on his lay-up attempt (:00.3)
3.11.06	vs. Wyoming (MWC)	at-W, 69-64	Tim Shelton grabs offensive board, gets an and-1, and nails a FT to force OT (:21) • Jamaal Franklin hits a three as time expires to lift SDSU (:00)
11.10.06	vs. Murray State	W, 87-84	• Chase Tapley knocks down a three to propel the Aztecs to a one-point win (:02.8) • Dwayne Polee II nails a three to complete 14-point second-half comeback (:04.2)
11.11.06	at Saint Mary's*	W, 74-73	Aqeel Quinn rebounds own three-point miss, steps back and hits a three to force 2OT (:10) Winston Shepard drives, draws a foul and makes two free-throws to force extra time (:03)
1.22.07	at New Mexico*	at-L, 86-88	JJ O'Brien converts a three-point play with 51 seconds left to help lift SDSU to the road win
1.20.07	at New Mexico*	at-W, 81-74	Trey Kell starts a break and makes a layup w/1:14 left to give SDSU a lead it never gives up
3.3.07	TCU*	W, 56-51	Trey Kell breaks a 62-all tie with a layup with 47 seconds left and SDSU stays ahead
3.14.07	at Missouri State (NIT)	W, 74-70	Jeremy Hemsley gives SDSU a 66-65 lead with a layup with 1:07 left and the Aztecs hold on Malik Pope hits a three from straight away with 8 seconds left to force overtime Jeremy Hemsley hits a three for to give the Aztecs a lead they would not relinquish (1:57) Matt Mitchell hit three free throws to put SDSU up for good (1:26)
12.28.07	Sam Houston State	at-W, 79-78	• Malachi Flynn hit a fade away three-pointer (:00.9)
1.29.08	at Colorado State*	W, 83-82	
11.27.08	vs. Western Carolina	W, 59-58	
2.3.09	at UNLV*	at-W, 68-66	
2.28.09	at TCU*	at-W, 79-77	
11.23.09	at Fresno State	W, 62-58	
2.26.10	at New Mexico*	at-L, 86-88	
3.11.10	vs. Colorado State (MWC)	W, 72-71	
2.2.11	at Colorado State*	W, 56-54	
3.11.11	at UNLV (MWC)	W, 74-72	
11.17.11	USC	W, 56-54	
1.15.12	UNLV*	W, 69-67	
3.3.12	at TCU*	at-W, 98-92	
3.8.12	vs. Boise State (MW)	W, 65-62	
2.6.13	Boise State*	W, 63-62	
2.5.14	at Boise State*	W, 67-65	
11.24.14	vs. Brigham Young	2ot-W, 92-87	
12.17.14	at Cincinnati	at-L, 62-71	
2.4.15	at Nevada	W, 65-63	
3.4.15	at UNLV	W, 60-58	
1.13.16	at Colorado State	W, 69-62	
2.2.16	Colorado State	W, 69-67	
2.6.16	New Mexico	at-W, 78-71	
1.1.19	CSUN	W, 65-60	
2.23.19	at UNLV	W, 60-59	
12.8.19	San Jose State*	W, 59-57	



Inside:

San Diego State University	192
Dr. Adela de la Torre	195
John David Wicker	196
Broadcast Partners	197
Media Information	198
Viejas Arena at Aztec Bowl	199

San Diego State University



MOUNTAIN WEST-RECORD 12-TIME CONFERENCE CHAMPIONS

Founded in 1897, San Diego State University is a major public research institution that provides transformative experiences for its more than 34,000 students. SDSU ranks No. 1 in the California State University (CSU) system for federal research support, is a long-standing Hispanic-Serving Institution (HSI) and resides on Kumeyaay land.

The University is known for offering transformational research and international experiences, sustainability and entrepreneurship initiatives, internships and mentoring, and a broad range of student life and leadership opportunities. It offers bachelor's degrees in 97 majors, master's degrees in 84 programs and doctorates in 21 areas.

Recognized as a national leader in higher education, SDSU is committed to excellence and is known for its efforts advancing diversity and inclusion.

SDSU is nationally recognized for its study abroad initiatives, veterans programs and support of LGBTQIA+ students, as well as its powerhouse Division I athletics program. Students have access to more than 350 student clubs and organizations, and an inclusive environment with a diverse range of programs and offerings.

SDSU is ranked in the top 35 nationwide for ethnic diversity according to U.S. News & World Report; about 54 percent of its undergraduates and graduates are students of color. The University's rich campus life and ideal location offers opportunities for students to lead and engage with the creative and performing arts, career and internship opportunities with SDSU's more than 400,000 living alumni, and the vibrant cultural life of the greater San Diego and U.S.-Mexico region.

San Diego State leverages its strategic location on the Pacific Rim and the border of Latin America to advance international study and research. The University ranks fifth in the nation for the number of students who study abroad.

Impact-driven philanthropy happens here. For decades, generous contributions have helped SDSU open doors for students to follow their dreams and unlock their potential as they prepare for lifelong successful careers. Gift commitments to San Diego State totaled more than \$127 million in the 2019-20 fiscal year, an increase of nearly 10 percent from the previous year despite an economic downturn from the COVID-19 pandemic.



INTRODUCTION

COACHES & STAFF

PLAYERS

2019-20 REVIEW

RECORDS

HISTORY

UNIVERSITY

AZTEC BASKETBALL MEDIA GUIDE

Achievements and Distinctions



MOUNTAIN WEST-RECORD 12-TIME CONFERENCE CHAMPIONS

Academic Strength

- San Diego State University continues to gain recognition as a leader in higher education. It ranks No. 68 among public universities and in the top 150 overall in U.S. News & World Report's annual ranking of America's Best Colleges.
- SDSU's undergraduate international business program ranks No. 11 in the nation, and its undergraduate business and engineering programs rank in the top 100 of U.S. News and World Report's list. The College of Education is No. 50 in the country and No. 7 in California. Individual graduate programs ranked in the top 30 include rehabilitation counseling (No. 4), public health (No. 23), speech and language pathology (No. 25) and audiology (No. 29).
- San Diego State University is a hub of student invention and innovation, led by the Lavin Entrepreneurship Center and our ZIP Launchpad. Forbes magazine ranked SDSU No. 23 on its list of America's Most Entrepreneurial Universities, while U.S. News and World Report ranked SDSU's entrepreneurship program No. 21 among the nation's public universities and Fortune ranked the university among the top 25 most entrepreneurial in the nation.
- SDSU is nationally recognized for sending 92 students abroad as Fulbright Scholars since 2005.
- San Diego State University students are graduating at record high rates across all seven colleges, and SDSU now ranks No. 8 nationally in graduation rate performance, based on U.S. News & World Report's most recent college rankings. This top rank for graduation rate performance acknowledges the university's success in serving students of many different economic, racial, ethnic and gender affiliations.

A Culture of Engagement

- SDSU engages its alumni and encourages them to share their professional expertise and experience with current students through programs such as the Aztec Mentor Program. A collaboration between SDSU Alumni and Student Affairs, the program has matched more than 10,500 students with alumni mentors.
- SDSU is focused on fostering a welcoming campus climate for all students. Cultural centers include: the Black Resource Center, Center for Intercultural Relations, Center for Transformative Justice, Latinx Resource Center, Native Student Resource Center, Pride Center and Women's Resource Center. Other resource centers for students include the Commuter Resource Center, the International Student Center and the Student Ability Success Center and The Joan and Art Barron Veterans Center.
- Arts Alive SDSU integrates arts events and arts practices into the university's curriculum and recognizes art as a campus-wide value on par with research and international study. With nearly 300 events scheduled each year, Arts Alive reaches an audience of more than 125,000 annually.
- The university's Economic Crisis Response Team is a group of staff, administrators, students, and faculty working together to ensure that students experiencing food or housing insecurity or other unforeseen financial crises receive short-term and long-term aid quickly and without stigmatization.

Community Roots

- In August 2020, site work began on SDSU Mission Valley, to be located on 135 acres of previously city-owned property and featuring a multi-use stadium to serve as the new home of Aztec football. This multi-year expansion, replacing a former NFL stadium and its parking lot, includes an Innovation District to support education, research, technology and entrepreneurial activity; 4,600 housing units for students, faculty, staff and the general public, a hotel; and restaurants and shopping.
- Led by Associated Students, the SDSU community confronted the significant challenges of hunger and food insecurity in San Diego by raising more than 590,500 pounds of food in the Aztecs Rock Hunger drive during fall 2019. Eighty percent of monetary donations go to the Jacobs and Cushman Food Bank, while the remaining 20 percent remains on campus to provide short-term and long-term aid to students experiencing food insecurity.
- SDSU's Guardian Scholars program is a unique opportunity for students leaving the foster care system. Young men and women accepted into the program receive full scholarships, year-round housing and academic mentoring to support them in becoming active community members.

A Diverse Campus

- SDSU is the No. 1 LGBTQ+-friendly campus in California and No. 8 campus nationally, according to Campus Pride and BestColleges. The Pride Center — an inclusive, safe and affirming gathering space — facilitates education, awareness and research on issues related to sexuality and gender.
- SDSU is ranked in the top 35 nationwide for ethnic diversity according to U.S. News & World Report; about

54 percent of its undergraduates and graduates are students of color.

- Consistently ranked by the Military Times as a top school for veterans, SDSU serves over 4,000 student-veterans, active duty, reservists and dependents each year through the Joan and Art Barron Veterans Center and academic programs such as Troops to Engineers.
- Our Imperial Valley campus, a powerful engine of economic growth for the U.S.-Mexico border region, serves a diverse student body comprised largely of groups that are historically underrepresented in higher education.

An International Perspective

- San Diego State University ranks No. 5 nationally and No. 1 in California for the number of students studying abroad in the latest Institute for International Education's Open Doors report.
- SDSU typically welcomes more than 1,800 international students from more than 70 countries each year. They are enrolled as fully matriculated students or as part of the American Language Institute (ALI), of which SDSU's affiliate is one of the largest in the country.
- The J. Keith Behner and Catherine M. Stiefel Program on Brazil is SDSU's first endowed academic program with an international focus. Over the next five years, through research collaborations with major Brazilian universities, SDSU will strengthen its global leadership in public health, environmental sciences, international business and urban development.

Research Accomplishments

- SDSU is a public research university where students, faculty, and alumni have been part of research teams that addressed important subjects like RNA modification, biomathematics, and post-wildfire storm runoff. Researchers focus on real-world challenges, and students benefit from access to cutting-edge technology and engaging in research alongside mentors who are leaders in their fields.
- San Diego State University faculty continue to win significant research funding. In fiscal 2019-20, they secured \$144.4million in public and private funding—a total of 758 awards to 307 principal investigators. The total included a significant increase from two major federal agencies: The National Science Foundation and The National Institutes of Health.
- In 2018, SDSU has built an Engineering and Interdisciplinary Science Complex, where researchers are developing collaborative projects to turn discoveries into real-world applications. The EIS Complex enhances the university's teaching and research capacities and help attract the best and brightest faculty, graduate and undergraduate students.
- The Student Research Symposium is an annual forum for San Diego State's graduate and undergraduate students to present their faculty-mentored research. More than 450 undergraduate, graduate and doctoral students across 70 majors and disciplines participated in 2020.

Moving Forward

- San Diego State University is a place of knowledge, experience and impact. It is one of the oldest institutions in California, with 400,000+ living alumni and many more friends in the community who have a stake in its future. As we engage with our supporters in joint initiatives that advance the welfare of the broader San Diego region, student success will continue to be the foundational force moving us forward.

INTRODUCTION

COACHES & STAFF

PLAYERS

2019-20 REVIEW

RECORDS

HISTORY

UNIVERSITY

AZTEC BASKETBALL MEDIA GUIDE

Prominent Alumni



MOUNTAIN WEST-RECORD 12-TIME CONFERENCE CHAMPIONS



Kathleen Kennedy



Dennis Connor

Arts/Actors

Robert Hays, television/film actor, "Airplane"
Julie Kavner, television actor, "The Simpsons"
Kathleen Kennedy, film producer, "Schindler's List"
Kathy Najimy, television/film actor, "Sister Act"
Gregory Peck, film actor, "To Kill a Mockingbird"
Marion Ross, television/stage actor, "Happy Days"
Claire Van Vliet, visual artist, founder of the Janus Press
Carl Weathers, film actor, "Rocky"
Gary David Goldberg, executive producer and co-creator, "Spin City"
Raquel Welch, film and television actor, starred in "The Three Musketeers"

Authors

Patricia Benke, best-selling crime novelist
Sid Fleischman, author, The Whipping Boy (Newbery Medal, 1987)
Susan Vreeland, author, The Girl in Hyacinth Blue (New York Times Bestseller)

Business

Norman Brinkler, Brinkler International, Ltd., (Chili's, Macaroni Grill and On the Border)
Robert Peterson, founder, Jack in the Box
Sol Price, founder, Price Club
R. Andrew Rathbone, creator, "...for Dummies" book series
Ralph Rubio, founder/CEO, Rubio's Baja Grill
Jim Sinegal, co-founder and President/CEO, Costco
Julia Stewart, CEO, International House of Pancakes
Suzy Spafford, creator, Suzy's Zoo
Sue Swenson, COO, Leap Wireless
Jack Williams, retired COO, Royal Caribbean International and Celebrity Cruises

Communication/Media

Art Linkletter, television show host
Armen Keteyian, CBS Sports reporter
Jeanne Zelasko, Fox Sports anchor/reporter

Education

Dr. Doris Alvarez, 1997 Principal of the Year
Sandra McBreyer, 1994 National Teacher of the Year
Janis Gabay, 1990 National Teacher of the Year

Government/Military


General Merrill R. McPeak, former chief of staff, United States Air Force
Timothy J. Muris, former Chairman (2001-04), Federal Trade Commission

Science

Robert Kaplan, nationally known psychologist
Ellen Ochoa, astronaut, world's first Hispanic female astronaut
Siegfried Reich, HIV testing researcher pioneer
Gerald Schleif, WD-40 inventor

Sports

Michael Cage, former NBA player
Dennis Conner, America's Cup-winning sailor
Fred Dryer, former NFL player, actor
Marshall Faulk, former NFL MVP, 2011 Pro Football Hall of Fame Inductee
Mark Grace, former MLB player, 2001 World Series champion, three-time All-Star, four-time Gold Glove winner
Joe Gibbs, former NFL coach, founder Joe Gibbs Racing
Tony Gwynn, former MLB player, former Aztec baseball coach, 2007 Baseball Hall of Fame Inductee
Kevin Kennedy, former MLB manager and broadcaster
Kawhi Leonard, Los Angeles Clippers forward, two-time NBA Champions and Defensive Player of the Year, 2014 & 2019 NBA Finals MVP
Gene Littler, former PGA Tour golfer, 1961 US Open and 1953 U.S. Amateur champion, World Golf Hall of Fame member, 54 Tour wins
Graig Nettles, former MLB player, two-time World Series champion, six-time All-Star, two-time Gold Glove Award winner
Mark Reynolds, sailor, four-time Olympian, two-time Olympic gold medalist, three-time world champion
Marla Runyan, 1991-1994-2000 Olympian, visually impaired marathon runner
Xander Schauffele, PGA Tour golfer, four-time Tour winner
Brian Sipe, former NFL player, former Aztec assistant football coach
Stephen Strasburg, Washington Nationals pitcher, 2009 MLB No. 1 overall draft pick, World Series champion and MVP, three-time All-Star



Merrill R. McPeak



Timothy J. Muris



Armen Keteyian



Jim Sinegal



R. Andrew Rathbone



Marrian Ross



Ellen Ochoa



Kawhi Leonard

INTRODUCTION

COACHES & STAFF

PLAYERS

2019-20 REVIEW

RECORDS

HISTORY

UNIVERSITY

AZTEC BASKETBALL MEDIA GUIDE

University President



MOUNTAIN WEST-RECORD 12-TIME CONFERENCE CHAMPIONS

Dr. Adela de la Torre was appointed by the California State University Board of Trustees as the new president of San Diego State University.

Arriving on campus in June 2018, Dr. de la Torre is the ninth permanent president of SDSU and the first woman to serve in that role. She brings with her 30 years of service in leadership roles at institutions of higher education, including the California State University system, the University of Arizona and the University of California, Davis.

Prior to her appointment as President, Dr. de la Torre worked in a variety of leadership positions at UC Davis, culminating in her role as vice chancellor for student affairs and campus diversity, where she oversaw a division encompassing 28 departments and units that provide services and facilities to foster academic success, student development and campus community. In addition, she spent 14 years from 2004-18 directing the UC Davis Center for Transnational Health and served a two-year stint (2009-11) as chair of the UC Davis Chicana/Chicano Studies Department, after becoming the first Latina to receive

the rank of distinguished professor.

During her tenure at Arizona from 1996-2002, Dr. de la Torre was the director of the Mexican American Studies and Research Center, successfully developing the first graduate program in Mexican American Studies. She also founded the College of Medicine's first federally funded Hispanic Center of Excellence.

Dr. de la Torre was also a professor at California State University, Long Beach, serving as chair of the department of Chicano/Latino Studies. She was additionally selected by members of the California State University system to serve a one-year appointment (1995-96) as a management fellow, which involved system-wide strategic planning, higher education legislative initiatives, enrollment and growth planning, as well as system-wide presidential and board of trustee meetings.

Dr. de la Torre's research focuses on aspects of Latino community health — an area where SDSU is a national leader. Her research was previously recognized by the American Society of Hispanic Economists in 2016, when it honored her with its biennial Aca-

ademic Achievement Award.

Dr. de la Torre's grandparents immigrated to the Central Valley from Mexico. She grew up in the Bay Area, where her grandmother and mother taught her important cultural traditions — the importance of family, the value of hard work and the power of education. Her mother attended both Modesto Community College and the University of California, Berkeley and was a public school teacher for 40 years.

Dr. de la Torre earned a bachelor of science degree in the political economy of natural resources and a master of science and Ph.D. in agricultural and resource economics all from California.



Dr. Adela de la Torre

Ninth President of San Diego State



INTRODUCTION

COACHES & STAFF

PLAYERS

2019-20 REVIEW

RECORDS

HISTORY

UNIVERSITY

AZTEC BASKETBALL MEDIA GUIDE

Director of Athletics



MOUNTAIN WEST-RECORD 12-TIME CONFERENCE CHAMPIONS



John David Wicker

Director of Athletics
Entering Fourth Year at SDSU
(Entering Eighth Overall)
Mississippi State '92

Education

1992
 Bachelor of Arts
 Mississippi State

1997
 Master of Arts
 Georgia

Career Experience

1996-99
 Georgia
 Assistant Director
 Event Management

1999-2001
 Southern Miss
 Event and Facilities Director

2001-11
 Washington State
 Associate Athletic Director
 Event and Facility Operations

2011-15
 San Diego State
 Deputy Director of Athletics

2015-16
 Georgia Tech
 Senior Associate Director of Athletics

2016-Present
 San Diego State
 Director of Athletics

John David Wicker was introduced as San Diego State University's new Director of Intercollegiate Athletics on Oct. 24, 2016.

"It feels great to be back on the Mesa," Wicker said upon his return to San Diego State. "I loved my four years here with the coaches, the staff and all the student athletes. I'm thrilled with this opportunity and I am looking forward to helping SDSU Athletics move to next level of success."

Wicker was SDSU's Deputy Athletic Director from 2011 until leaving for Georgia Tech in July 2015. During his first term at SDSU, he was responsible for the day-to-day operations of the Aztecs athletics department, overseeing business operations, human resources, events and facilities, capital projects, strength and conditioning, academics, video and sport oversight for football, rowing, and men's and women's basketball.

Prior to his time at SDSU, he was the Associate Athletic Director for Event and Facility Operations at Washington State from 2001-11. While at Washington State, he was responsible for event planning and game day responsibilities for all home athletic events, conference tournaments and NCAA championships, day-to-day oversight and operations of all athletic facilities, and the liaison for the athletic department on capital projects.

From 1999 to 2001 Wicker served as Director of Event and Facility Operations at Southern Miss. At

USM, he oversaw regular season and championship event operations, coordinated day-to-day maintenance of facilities, and was the liaison to the university on all capital projects. He also oversaw the design and initial construction of USM's \$11 million Athletic Center, which houses administrative and coaching offices, football locker room, weight room and training area.

Wicker also spent three years at Georgia from (1996-99), where he also worked for the Atlanta Committee for the Olympic Games in preparation for the 1996 Summer Olympics as the venue logistics manager for Sanford Stadium, home to the medal rounds for men's and women's soccer.

Wicker took over an athletic department that has enjoyed great success in recent years. The football team, which has posted three consecutive 10-win seasons, made its ninth consecutive bowl game appearance in 2018. Men's basketball has been to the postseason in 12 out of the last 14 years. Teams, from women's track and field to men's and women's golf, to baseball and softball, have combined for 41 team conference championships since the beginning of the 2012-13 school year.

"One of our top priorities will be to generate more excitement about Aztec Athletics on campus, in the community, and with our close to 300,000 alumni across the nation," Wicker said. "People around the country know what an incredible atmosphere Viejas Arena is. And that is in no small part because

of the fans. There is no reason why we can't have a similar atmosphere at our football games, at Tony Gwynn Stadium for baseball, on the Sports Deck for soccer games and more."

Wicker graduated from Mississippi State in 1992 with a bachelor's degree in professional accountancy. He received his master's degree in education with an emphasis in sports management from Georgia in 1997.

Wicker resides in Santee, Calif., with and his wife Rachel and daughters Scarlett Anne and Waverly Lie.



INTRODUCTION
 COACHES & STAFF
 PLAYERS
 2019-20 REVIEW
 RECORDS
 HISTORY
 UNIVERSITY
 AZTEC BASKETBALL MEDIA GUIDE

Broadcast Partners



MOUNTAIN WEST-RECORD 12-TIME CONFERENCE CHAMPIONS

Television Partners

The Mountain West has exclusive national television rights agreements with CBS Sports Network and Fox Sports. CBS Sports Network is the primary rights holder and 2020 will be the network's 15th year broadcasting Mountain West basketball games.

On Jan. 9, 2020, the Mountain West and Fox Sports announced a long-term agreement, establishing the network as the second national television partner for Conference-controlled football and men's basketball games.

Between the two networks, at least 39 football games will be televised annually on their various platforms. The CBS Sports Network and Fox Sports agreements are scheduled to run concurrently through the 2025-26 campaign.

About CBS Sports Network

CBS Sports Network televises more than 300 live games and over 2,000 hours of original programming every year. The network telecasts Professional Bull Riding (PBR), live football, basketball and more from the Mountain West, Conference USA, Atlantic 10, as well as Army, Navy and the Patriot League.

CBS Sports Network also delivers exclusive coverage of SEC football, live NCAA® Tournament studio analysis, award-winning original productions and much more. CBS Sports Network is the home of both the National Lacrosse League (NLL) and Major League Lacrosse (MLL).

Throughout the year, the network also telecasts a full slate of original programming such as behind-the-scenes series, documentaries and studio coverage featuring expert analysis, predictions, in-depth interviews and more.

About Fox Sports

FOX Sports is the umbrella entity representing FOX Corporation's wide array of multi-platform US-based sports assets. Built with brands capable of reaching more than 100 million viewers in a single weekend, the business has ownership and interests in linear television networks, digital and mobile programming, broadband platforms, multiple web sites, joint-venture businesses and several licensing relationships. FOX Sports includes the sports television arm of the FOX Network; FS1, FS2, FOX Soccer Plus and FOX Deportes. FOX Sports' digital properties include FOXSports.com and the FOX Sports App, which provides live streaming video of FOX Sports content, instant scores, stats and alerts to iOS and Android devices. Additionally, FOX Sports and social broadcasting platform, Caffeine jointly own Caffeine Studios which creates exclusive eSports, sports and live entertainment content. Also included in FOX Sports' portfolio are FOX's interests in joint-venture businesses Big Ten Network and BTN 2Go, as well as a licensing agreement that established the FOX Sports Radio Network.

About Mountain West Network

Consistent with the spirit of innovation upon which the Conference was founded, the Mountain West, in collaboration with STADIUM, continues to provide fans with on-demand access to live game action, compelling feature content, and the latest news from across the conference by taking advantage of the latest in digital technology via the Mountain West Network (MWN).

The Mountain West Network has been recognized for its technical achievement, having received three consecutive Emmy Awards (2014-16) from the Heartland Chapter of the National Academy of Television Arts and Sciences. Since its launch in October of 2012, the MWN has provided fans over 3,200 on-demand videos, while also streaming over 6,100 events, including most Conference championships. Over 43 million unique viewers from more than 179 countries have tuned into Mountain West Network content since the network's debut in 2012.

The Mountain West Network has extended its reach on social media platforms as well. Through its partnership with Stadium, the Mountain West became the first league to broadcast a football game live on Twitter with the Aug. 30, 2016 contest between Weber State and Utah State. The Mountain West also became the first to broadcast a live basketball game on Twitter (Alaska-Fairbanks at Boise State on Nov. 6, 2016), as well as the first to have a bowl game streamed live on Twitter and Facebook (NOVA® Home Loans Arizona Bowl between Air Force and South Alabama on Dec. 30, 2016). In addition, since its inception, the Mountain West Network has accumulated over 7.5 million views of its on-demand content on Facebook and Twitter alone.

Mountain West Network content is accessible by pointing any internet browser to TheMW.com. In addition, the MWN can be watched from the official athletics website of each MW member institution, and fans can tune in from the league's official mobile application for iOS and Android devices. Visit the App Store or Google Play for details on the free application.

All Mountain West Network programming is also available on STADIUM, a 24/7 live and on-demand sports network that delivers world-class content that you can access anytime, anywhere, with no cable subscription required. Campus Insiders, 120 Sports and Sinclair Broadcasting have combined forces to launch STADIUM, the industry's only all-platform sports network complete with a live, daily national studio operation, an exclusive and unique collection of professional and collegiate rights, nearly 3,000 live games plus classic games and archives, and a broad array of post-game highlights, up-to-the-moment news, and original, long-form programming. STADIUM is built for today's landscape and today's fans across every viable distribution platform, including (but not limited to):

- Owned and operated properties (WatchStadium.com and STADIUM mobile apps)
- Over-the-top connected devices (such as Apple TV, Roku, Sling TV, Amazon Fire and XBox)

- A 24/7 over-the-air network accessible via digital antenna
- Syndication partners (such as Yahoo!, MSN and USA Today)
- Curated video destinations (such as Buffalo Wild Wings and Verizon go90)

In addition, viewers can tune in to STADIUM's new, original, full-programmed linear experience live on Twitter as the social media platform's first 24/7 streaming partner dedicated to sports. For more information, visit WatchStadium.com.

iHeart Media San Diego

San Diego State University and FOX Sports College Properties announced a multi-year agreement with iHeartMedia San Diego to broadcast SDSU football and men's basketball games beginning with the 2017 football season.

Select iHeartMedia San Diego radio stations will be the flagship radio outlets for the San Diego State Aztecs' game broadcasts through the FOX Sports College Properties Network. Fans can listen to the game broadcasts locally on 101.5 KGB and XTRA 1360 AM in San Diego, on Fox Sports 1350 in Riverside, and nationwide on iHeartRadio, live streaming radio service.

In addition to the pre-, post- and in-game broadcasts, iHeartMedia San Diego produces and airs a weekly "Coaches Show" with head football coach Brady Hoke, and men's basketball head coach Brian Dutcher. Select SDSU baseball and post-season women's basketball games will be heard on XTRA 1360 AM.

"We are very excited about partnering with iHeart Media San Diego for our radio rights," SDSU Director of Athletics John David Wicker said announcing the current contract. "The success of not only our football program, which has won at least 10 games in the last three years and made its eighth straight bowl game appearance last season, our men's basketball program, which has won an unprecedented 11 Mountain West conference championships, but of all of our sports, which have combined to claim 41 team conference titles since the beginning of the 2012-13 season, is something in which the University and the entire San Diego community can take great pride. We look forward to working with iHeart to share the successes of our student-athletes for years to come."

iHeartMedia's Newsradio 600 KOGO, San Diego's News and Information Station, previously held the broadcast rights for SDSU Athletics from 2007 to 2013.

"We are thrilled to welcome back the San Diego State Aztecs to the iHeartMedia family," said Melissa Forrest, President of iHeartMedia's San Diego/Riverside Region. "The partnership is a natural fit, given our past broadcast history with SDSU, our unparalleled reach through our multiple platforms and the widely popular Sky Show association for the past 13 years. We can't wait for the season to start."



INTRODUCTION

COACHES & STAFF

PLAYERS

2019-20 REVIEW

RECORDS

HISTORY

UNIVERSITY

AZTEC BASKETBALL MEDIA GUIDE

Mike May



Richard Stern



Jamie McConegny



Jim Solein



Ben Pearson



Maddie Heaps



Jason Bott



Media Credentials

Credentials for SDSU home games are issued to working media only and should be requested as early as possible and at least 48 hours prior to tipoff. Requests should be made through SDSU's on-line credential request form. Contact Mike May, Richard Stern or Maddie Heaps for the link.

Game credentials will be granted only to daily newspapers and television/radio stations that cover Aztec Basketball on a regular basis. Credentials will be issued as space permits.

Membership in a writers' association does not automatically qualify an individual or outlet for credentials.

There is a limited amount of press seating available at Viejas Arena. Media agencies who would like to cover a SDSU men's basketball game need to contact the media relations office to request media seating.

To confirm receipt of credential requests or to check the status of a credential request, please contact the San Diego State Media Relations Office.

San Diego State reserves the right to deny media credentials to any individual who is not affiliated with an official news gathering organization.

Scouting Tickets

Due to limited media seating at Viejas Arena, professional basketball scouts must purchase a ticket. Requests should be made to Maddie Heaps in the San Diego State Media Relations Office.

Parking

On game day, media parking is located on the top level of Parking Structure 12 (P12), just north of the arena. Game credentials provide admittance to the structure. A parking pass is required and can be obtained through the media relations office.

Do not park in the tunnel entrance lot (Lot 13) at any point on game days. Violators will be towed.

Will Call/Media Entrance

Members of the media must enter through the upper concourse doors (Door 6 & 7) of Viejas Arena. This also serves as the media will call location.

Media Room

The Media Room will not be open during the 2020-21 season due to state, county and University restrictions in regard to the coronavirus. Materials normally available in the Media Room will be placed at each media members seat location.

Photographers

Photographers are restricted to shooting from above row 10 during the game, and may not shoot from behind either bench or the scorers table (Sections T through P). All photographers must practice social distancing while in Viejas Arena.

No photographers are allowed on the Viejas Arena floor at any time. San Diego State will provide a pool photographer to those who wish to avail themselves of that service.

Media Seating

Media will be assigned seats in the upper portion of Section N. Please check at the Media Will Call for your specific seat location.

San Diego State Athletics Media Relations Staff

Office: (619) 594-5547 • Fax: (619) 582-6541
Mailing Address: 5302 55th Street, Suite 3014, San Diego, CA 92115

Mike May, Senior Associate AD of Communications and Media Relations/Men's Basketball
Home: (619) 644-1767 • Mobile: (619) 957-8372 • E-mail: mmay@sdsu.edu

Richard Stern, Assistant Media Relations Director/Men's Basketball
Mobile: (408) 318-8111 • E-mail: rstern@sdsu.edu

Jamie McConegny, Assistant Athletic Director - Media Relations
Mobile: (607) 435-5577 • E-mail: jmcconeg@sdsu.edu

Jim Solien, Assistant Media Relations Director
Mobile: (619) 341-9082 • E-mail: jsolien@sdsu.edu

Ben Pearson, Assistant Media Relations Director
Mobile: (253) 569-2055 • E-mail: ben.pearson@sdsu.edu

Maddie Heaps, Media Relations Coordinator
Office: (619) 594-5547 • E-mail: mheaps@sdsu.edu

Jason Bott, Coordinator of Multimedia Productions
Office: (619) 594-2428 • E-mail: jbott@sdsu.edu

Postgame Interviews

Home Games - The San Diego State men's basketball locker room is closed to the media.

SDSU players and head coach Brian Dutcher, following a short postgame radio session, will be available to the media. However due to state, county and University restrictions in regard to the coronavirus all postgame interviews will be conducted via Zoom. Typically, players are available between five and 10 minutes following the departure of the team off the court, followed by Coach Dutcher. Links to postgame interviews will be provided to those in attendance as well as the media who are not in the building.

Only the television network broadcasting the game live may request coaches and players on the court following the game. Those requests must be made through Mike May.

Opponent Interviews at Viejas Arena - Contact the visiting sports information director for his or her policy prior to the game.

Road Games - The SDSU locker room is closed. Following a brief cooling off period, Aztec players are available for interviews via Zoom. Dutcher will meet with the media upon completion of his postgame radio interview, also via Zoom.

Weekly Interviews

All interview requests for Aztec players, coaches and administrators should be directed to the media relations office at least one day prior to the interview.

Head coach Brian Dutcher and selected players will be available at a weekly news conference to be held virtually, via Zoom. Please contact the media relations office for specific location, dates and times.

Media who wish to interview players and coaches are generally available via Zoom, and media are asked to arrange this through the media relations office the day prior to the interview.

On game days, no Aztec players will be available until the postgame media sessions.

Directions to San Diego State

San Diego State is located at 5500 Campanile Drive, San Diego, CA 92182.

From Lindbergh Field: turn left onto N. Harbor Dr. Turn left onto W. Grape St. Merge onto I-5 South. Merge onto Hwy 163 North. Merge onto I-8 East. From I-8, take College Avenue exit and go south. San Diego State University will be on your right.

From I-5 (Heading South): merge onto I-8 East, take College Avenue exit and go south. San Diego State University will be on your right.

From I-15 (Heading South): merge onto I-8 East, take College Avenue exit and go south. San Diego State University will be on your right.

From I-8 (Heading West): take College Avenue exit and go south. San Diego State University will be on your right.

Proceed past Canyon Crest Drive (the first stoplight) then make an immediate right turn to the green information booth for parking information. Ask the parking guard for directions as to where you may park.

Media Information



MOUNTAIN WEST-RECORD 12-TIME CONFERENCE CHAMPIONS

CAMPUS MAP
CONSTRUCTION & PARKING INFO
FALL SEMESTER 2016

LEGEND

- Information
- Restricted Access
- Footbridge
- ATM
- Aztec Market
- MIS Trolley/Bus Stops
- Red & Black Shuttle
- Public Safety Parking Services
- Construction Area
- Bike Parking/Lane
- Safety Escort Phone

PARKING

PERMIT ALWAYS REQUIRED

- Student
- Student Overnight
- Faculty & Staff
- Paying Visitor
- Disabled
- Motorcycles
- EV Charging Stalls

MEMBERSHIP REQUIRED

- Car2Go Vehicle Sharing
- Zippcar Vehicle Sharing

CLASS SCHEDULE BUILDING & LOCATION CODES

ART W/S	Art Booth/Studio	11	NSD	Native Studies	47	LL	Live Learning	84	SLMS	Speech, Language, & Hearing Sciences	88
AD	Administration	11	DPS	Public Safety	55	LSN/S	Life Sciences North/South	62	SW	Shaw Hall	82
AM	Admission	108	REG	Regional Center (Grand P. Village)	52	SL	Life Sciences	53	SWB	Shaw Hall West	72
AL	Arts and Letters	41	DM	Drama Arts	51	M	Music	54	SSS	Student Services East	71
ALBP	Alumni Center (Powers Plaza Building)	27	E	Engineering	17	MATA	Managers Hall	57	SSW	Student Services West	70
ASC	Arts Building Center	29	CA	California	44	MA	Managers Hall	57	STSE	Student Services East	71
AMEA	Arts Media Museum	78	CC	East Campus	14	MAH	Managers Hall	57	STSW	Student Services West	70
AMC	Arts Media Center	78	SD	Student Union	35	MAH	Managers Hall	57	STSE	Student Services East	71
ASB	Arts Science Building	19	ENR	Engineering & Biomedical Sciences	17	MAH	Managers Hall	57	STSW	Student Services West	70
ASW	Arts Science Building (College Heights)	19	ENR	Engineering & Biomedical Sciences	17	MAH	Managers Hall	57	STSE	Student Services East	71
ATC	Aztec Tennis Center	89	ESC	East Campus	14	MAH	Managers Hall	57	STSW	Student Services West	70
A	Auditorium	12	ESC	East Campus	14	MAH	Managers Hall	57	STSE	Student Services East	71
CAED	California Community Center	32	FAC	Faculty Activities Center	28	MAH	Managers Hall	57	STSW	Student Services West	70
CLP	Calath Center	84	SC	Student Center	44	MAH	Managers Hall	57	STSE	Student Services East	71
CLM	Chapel	84	SC	Student Center	44	MAH	Managers Hall	57	STSW	Student Services West	70
CSL	Chemical Sciences Laboratory	43	SC	Student Center	44	MAH	Managers Hall	57	STSE	Student Services East	71
CSO	College Square	11	SC	Student Center	44	MAH	Managers Hall	57	STSW	Student Services West	70
CSM	Communication	41	SC	Student Center	44	MAH	Managers Hall	57	STSE	Student Services East	71

SEE CLASS SCHEDULE AT WWW.SDSU.EDU FOR ADDITIONAL CAMPUS BUILDING INFORMATION

SDSU INFO: (619) 594-5200

www.sdsu.edu

SDSU IS A SMOKE-FREE CAMPUS

SAFETY SERVICES: 594-6671

UNIVERSITY POLICE: 594-1991

SAFETY ALERT SERVICES: 594-6659

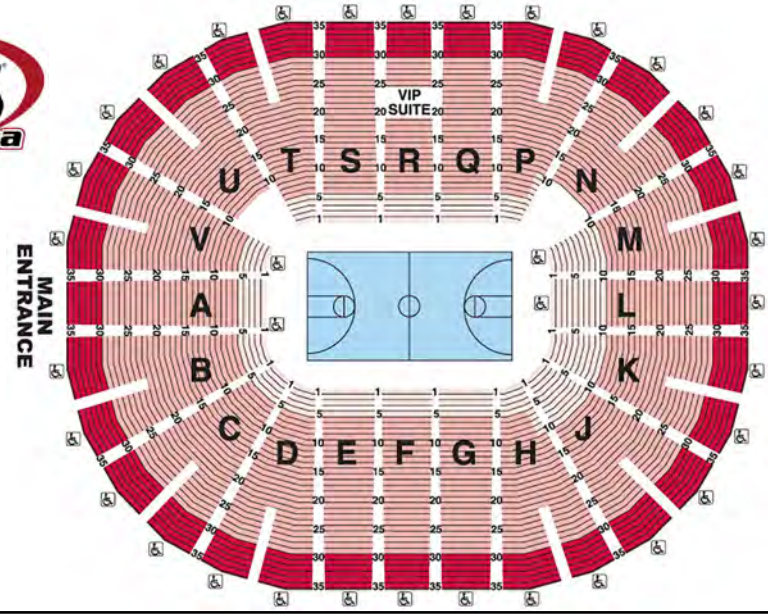
STUDENT HEALTH SERVICES: 594-4325

Directions to Viejas Arena

Viejas Arena is located at 5500 Canyon Crest Drive, San Diego, CA 92182.

To Viejas Arena: From Interstate 8, take the College Avenue exit and go south. Turn right at Montezuma Road (second stop light at the top of the hill). Go to the second stop light (55th Street) and turn right. Viejas Arena is located one-half mile up on the right hand side.

To Media Parking Lot: Continue driving north on 55th Street past Viejas Arena and make a right at the stop light on to Aztec Circle Drive. Follow Aztec Circle Drive to the bottom of the hill and turn left into Parking Structure 12 (P12). Present your media credential to the attendant and you will be directed on where to park. Parking passes obtained through the media relations office are required.



INTRODUCTION

COACHES & STAFF

PLAYERS

2019-20 REVIEW

RECORDS

HISTORY

UNIVERSITY

AZTEC BASKETBALL MEDIA GUIDE

Steve Fisher Court at Viejas Arena



MOUNTAIN WEST-RECORD 12-TIME CONFERENCE CHAMPIONS



For the ninth time in the last 10 season, San Diego State finished the year ranked first among California schools in Division I average home attendance, the NCAA announced at the end of the 2019-20 campaign. SDSU's average home attendance last year was 175, 015 and was ranked 34th nationally.

- Viejas Arena photo spread on pages 8 and 9
- Top San Diego State attended games on page 189

- Viejas Arena records on pages 113 and 114
- Directions to Viejas Arena on page 199

One of the premier on-campus basketball arenas in all of America, Steve Fisher Court at Viejas Arena provides a 12,414-seat, state-of-the-art venue while keeping fans close to the floor and part of the action. It serves as the home of SDSU men's and women's basketball.

Opened in 1997, the facility is the home of San Diego State basketball and provides a venue for university functions, cultural events, concerts and other special-event programming. It features a unique open-air concourse design that allows fans to enjoy the excellent San Diego climate and adds a new experience to attending arena-type events. Prior to the 2015-16 season, the hardwood was named Steve Fisher Court.

The arena is built on the site of the old Aztec Bowl stadium which hosted San Diego State football games as well as other athletic, entertainment and cultural events from the time of its construction in 1936 until 1967.

Built directly into a canyon hillside, Viejas Arena encloses one end of the old horseshoe-shaped Aztec Bowl. Two sections of the stadium's original concrete bleachers and cobblestone walls frame each side of the arena's north entrance. In addition, the university's 10-ton granite boulder, a California landmark commemorating President John F. Kennedy's 1963 commencement address at Aztec Bowl, has also been placed in this area.

In addition SDSU hoops, Viejas Arena has played host to concerts by such artists as Cher, Eric Clapton, Britney Spears, No Doubt, Barry Manilow and Aerosmith. In 2001, Billy Joel and Elton John opened their world tour with a sold-out show at Viejas.

Viejas Arena seats 12,414 for basketball games. Seating includes 240 ADA accessible and companion seats in Row 36, form-fitted bench seats in rows 30-35 with the remaining being stadium seats. For special events and concerts, the venue can become intimate down to 3,000 seats and, depending on configuration, accommodate as many as 13,500.

The facility features a \$2.3-million center-hung Daktronics scoreboard with modern features including up-to-the minute statistical information on individual players.

In addition, the venue offers six locker rooms, two team rooms, a green room, which includes three individual dressing rooms and a common area, a training room, and a work room.

Concessions are provided by Aztec Shops and include a traditional sports-themed menu as well as specialty foods. In addition, catering is provided by Aztec Shops and includes a wide-ranging menu with various levels of service.

The Mezzanine Level houses a VIP Room for banquets, pre- and post-game functions, and other formal and informal gatherings. The room consists of a 2,200-square-foot space that can be divided into two rooms

of 800- and 1,400-square feet. The 800-square foot area can also serve as an interview room for sporting events.

After serving as host to the first and second rounds of the NCAA men's basketball championship in 2001, the venue was the home of the 2001 NCAA women's volleyball national championship. In 2006, it played host to the NCAA men's basketball first and second rounds, along with the McDonald's All-American High School basketball games.

In 2009, the NCAA women's basketball first and second rounds graced the Viejas Arena floor and in 2014 the NCAA men's basketball second and third rounds had a return visit. In 2018, the arena once again played hosted the NCAA men's basketball first and second rounds. The March Madness event is set to return to San Diego State's on-campus venue in 2022 and in 2026.

Steve Fisher Court at Viejas Arena



MOUNTAIN WEST-RECORD 12-TIME CONFERENCE CHAMPIONS

Viejas Arena Fast Facts

General Information

First Game	Brigham Young 73, SDSU 59 (11-14-97)
Aztecs' First Win	SDSU 79, Southwest Texas 57 (11-26-97)
Aztecs' 100th Victory	SDSU 86, Navy 76 (12-17-07)
Aztecs' 200th Victory	SDSU 57, San Diego 48 (12-4-14)
Basketball Capacity	12,414
Seasons	Entering 24th

San Diego State in Viejas Arena

SDSU's All-Time Record in Viejas Arena	279-85 (.766)
Longest Win Streak in Viejas Arena History	29 (Nov. 20, 2013 - Feb. 28, 2015)
Longest Losing Streak in Viejas Arena History	8 (Jan. 5, 2000 - March 2, 2000)

The Playing Floor

The original Viejas Arena court was used at the 1997 NCAA Final Four in Indianapolis. A new playing surface was installed prior to 2010-11.

Postseason Events Held in Viejas Arena

2001	NCAA 1st & 2nd Round Div. I Men's Basketball Championship
2001	NCAA Division I Women's Volleyball Semifinals and Finals
2003	Men's NIT (First Round)
2006	NCAA 1st & 2nd Round Div. I Men's Basketball Championship
2009	Men's NIT (First Round, Quarterfinals)
2009	NCAA 1st & 2nd Round Div. I Women's Basketball Championship
2013	Women's NIT (First Round)
2014	NCAA 2nd & 3rd Round Div. I Men's Basketball Championship
2018	NCAA 1st & 2nd Round Div. I Men's Basketball Championship

Viejas Arena Record and Attendance

Year	Gms.	Record	Total	Average
1997-98	14	7-7	60,363	4,312
1998-99	15	4-11	47,035	3,136
1999-00	15	5-10	39,266	2,618
2000-01	17	12-5	77,104	4,528
2001-02	15	12-3	92,475	6,165
2002-03	17	11-6	121,926	7,172
2003-04	15	11-4	100,513	6,701
2004-05	16	7-9	94,450	5,903
2005-06	15	13-2	105,209	7,014
2006-07	16	14-2	125,135	7,821
2007-08	14	11-3	94,638	6,760
2008-09	17	15-2	121,320	7,136
2009-10	15	14-1	108,412	7,227
2010-11	15	14-1	175,027	11,668
2011-12	19	17-2	229,820	12,096
2012-13	15	14-1	186,210	12,414
2013-14	16	15-1	198,624	12,414
2014-15	17	16-1	211,038	12,414
2015-16	20	16-4	244,190	12,210
2016-17	14	10-4	170,142	12,196
2017-18	15	13-2	170,163	11,344
2018-19	17	14-3	185,040	10,885
2019-20	15	14-1	175,015	11,668
Viejas Totals	364	279-85	3,133,115	8,607

SDSU Record vs. Opponents in Viejas Arena

Opponent	W	L	Streak	Last
Air Force	18	3	Won 14	J.30.19
Alabama State	1	0	Won 1	D.12.16
Albany	1	0	Won 1	N.26.05
Arizona	1	3	Lost 1	N.14.13
Arizona State	1	2	Lost 2	D.10.16
Arkansas-Pine Bluff	3	0	Won 3	N.6.18
Arkansas State	0	1	Lost 1	D.27.98
Ball State	1	1	Won 1	D.20.14
Biola	1	0	Won 1	D.7.15
Boise State	6	2	Won 3	J.11.20
Bradley	7	0	Won 1	D.3.17
Brigham Young	1	8	Won 1	D.22.18
Brown	0	1	Lost 1	D.29.18
Bryant	1	0	Won 1	N.11.11
California	2	2	Lost 1	D.9.17
Cal Poly	3	0	Won 3	D.28.19
Cal State Dominguez Hills	1	0	Won 1	D.12.18
Cal State Fullerton	2	1	Won 2	D.9.09
CSU Bakersfield	2	0	Won 2	N.20.14
CSUN	4	0	Won 3	J.1.19
Campbell	1	0	Won 1	D.12.06
Chicago State	1	0	Won 1	J.10.12
Colorado State	17	3	Won 2	F.25.20
Columbia	1	0	Won 1	D.31.01
Creighton	0	1	Lost 1	N.30.11
East Carolina	1	0	Won 1	N.23.15
Eastern Illinois	1	0	Won 1	N.20.17
Eastern Washington	2	1	Won 1	D.20.03
Elon	1	0	Won 1	D.22.11
Florida Atlantic	2	0	Won 2	D.28.02
Fresno State	7	5	Won 1	J.1.20
Georgia Tech	1	0	Won 1	M.23.16
Gonzaga	1	0	Won 1	D.21.17
Grand Canyon	1	1	Won 1	N.13.19
Hawai'i	3	0	Won 3	D.14.02
High Point	1	0	Won 1	J.2.00
Houston	1	0	Won 1	J.29.02
Illinois State	1	0	Won 1	N.13.15
Iowa State	1	0	Won 1	J.3.04
IPFW	3	0	Won 3	M.16.16
Jackson State	1	0	Won 1	N.27.18
Kansas	0	1	Lost 1	D.22.15
Lafayette	1	0	Won 1	D.30.06
Little Rock	0	1	Lost 1	N.21.15
LIU	1	0	Won 1	N.22.19
Long Beach State	3	1	Won 3	D.10.14
Loyola Marymount	4	0	Won 4	D.16.06
McNeese	2	0	Won 2	N.17.17
Monmouth	1	0	Won 1	N.22.04
Morgan State	1	0	Won 1	D.18.00
Navy	1	0	Won 1	D.17.07
New Mexico	14	7	Won 2	F.11.20
New Mexico State	1	1	Won 1	N.21.00
Nevada	7	1	Won 7	J.18.20
Nicholls	1	0	Won 1	D.10.15
Norfolk State	2	0	Won 2	N.21.01
Northern Arizona	1	0	Won 1	N.28.09
Northern Colorado	0	1	Lost 1	J.9.08
Occidental	1	0	Won 1	D.31.10
Oklahoma State	1	0	Won 1	D.30.00
Oregon	1	0	Won 1	D.2.97
Pacific	1	0	Won 1	J.2.99
Point Loma Nazarene	2	0	Won 2	D.18.12
Pomona-Pitzer	1	0	Won 1	D.31.09
Portland	1	0	Won 1	D.31.03
Providence	0	1	Lost 1	D.31.04
Redlands	1	0	Won 1	D.30.11
Rice	1	0	Won 1	F.21.98
St. Katherine College	1	0	Won 1	D.27.13
Sacramento State	1	0	Won 1	D.2.00
Saint Mary's	2	1	Won 2	D.1.10
Sam Houston State	1	0	Won 1	D.28.07
San Diego	8	3	Lost 1	D.5.18
San Diego Christian	9	0	Won 9	D.18.19
San Jose State	8	0	Won 8	D.8.19
Santa Clara	1	0	Won 1	N.19.09
Savannah State	1	0	Won 1	N.28.16
SMU	0	1	Lost 1	J.15.98
South Carolina State	1	0	Won 1	D.16.99
South Dakota State	2	0	Won 2	M.3.06
Southern California	1	2	Won 1	N.17.11
Southern Utah	2	0	Won 2	D.18.13
Stanford	0	1	Lost 1	D.16.97
Tennessee State	1	0	Won 1	N.25.19
Texas A&M-CC	1	0	Won 1	J.4.01
TCU	7	1	Won 7	F.4.12
Texas-El Paso	0	1	Lost 1	F.6.99
Texas Southern	3	0	Won 3	N.5.19
Texas State	1	0	Won 1	N.26.97
Texas Tech	0	1	Lost 1	J.6.03
Troy	0	1	Lost 1	N.30.03
Tulsa	0	1	Lost 1	F.19.98
UC Davis	1	0	Won 1	N.13.11
UC Riverside	7	0	Won 7	D.22.14
UC San Diego	9	0	Won 9	N.14.09
UC Santa Barbara	6	1	Won 4	D.6.12
UMBC	1	0	Won 1	D.20.05
UNLV	14	7	Lost 1	F.22.20
Utah	7	7	Won 6	N.18.14
Utah State	7	1	Won 7	F.1.20
Vanguard	2	0	Won 2	D.2.98
Washington	2	1	Won 2	M.21.16
Washington State	0	1	Lost 1	D.10.05
Weber State	1	0	Won 1	M.17.09
Western Michigan	1	0	Won 1	D.1.07
Wichita State	1	0	Won 1	D.4.10
Wyoming	15	5	Won 11	J.21.20
By Conference (at game time)				
America East	2	0	Won 2	D.20.05
American Athletic	1	0	Won 1	N.23.15
Atlantic Coast	1	0	Won 1	M.23.16
Atlantic Sun	3	1	Won 1	D.12.06
Big East	0	1	Lost 1	D.31.04
Big Sky	6	2	Won 3	D.18.13
Big South	1	0	Won 1	J.2.00
Big 12	2	2	Lost 1	D.22.15
Big West	27	4	Won 20	D.28.19
Conference USA	1	1	Won 1	J.29.02
Great West	1	0	Won 1	J.10.12
Independents	6	0	Won 6	J.2.13
Ivy	1	1	Lost 1	D.29.18
Mid-American	2	1	Won 2	D.20.14
Mid-Eastern Athletic	5	0	Won 5	N.28.16
Missouri Valley	3	1	Won 2	D.3.17
Mountain West	128	45	Won 1	F.25.20
Northeast	3	0	Won 3	N.22.19
Ohio Valley	2	0	Won 2	N.25.19
Pac-12	8	12	Lost 2	D.9.17
Patriot	2	0	Won 2	D.17.07
Southern	1	0	Won 1	D.22.11
Southland	5	0	Won 5	N.17.17
Southwestern Athletic	8	0	Won 8	N.5.19
Summit	2	0	Won 2	M.16.16
Sun Belt	1	3	Lost 1	N.21.15
West Coast	18	4	Won 1	D.22.18
Western Athletic	10	7	Won 1	N.13.19
Division II	10	0	Won 10	D.8.18
Division III	3	0	Won 3	D.30.11
NAIA	14	0	Won 14	D.18.19
NCAA	1	0	Won 1	D.27.13
By Time Zone				
Eastern	25	4	Won 1	N.22.19
Central	32	8	Won 9	N.25.19
Mountain	99	44	Won 19	F.25.20
Pacific	120	28	Lost 1	F.22.20
Hawaii	3	0	Won 3	D.14.02

INTRODUCTION

COACHES & STAFF

PLAYERS

2019-20 REVIEW

RECORDS

HISTORY

UNIVERSITY

AZTEC BASKETBALL MEDIA GUIDE

ZOOM



2020-21 SCHEDULE

Ucla



WEDNESDAY, NOV. 27 - UCLA

FRIDAY, NOV. 27 - UC IRVINE

THURSDAY, DEC. 3 - COLORADO STATE*

SATURDAY, DEC. 5 - COLORADO STATE*

THURSDAY, DEC. 10 - AT ARIZONA STATE

FRIDAY, DEC. 18 - BYU

TUESDAY, DEC. 22 - VS. SAINT MARY'S#

THURSDAY, DEC. 31 - AT UNLV*

SATURDAY, JAN. 2 - AT UNLV*

THURSDAY, JAN. 7 - NEVADA*

SATURDAY, JAN. 9 - NEVADA*

THURSDAY, JAN. 14 - AT UTAH STATE*

SATURDAY, JAN. 16 - AT UTAH STATE*

FRIDAY, JAN. 22 - AT AIR FORCE*

SUNDAY, JAN. 24 - AT AIR FORCE*

THURSDAY, JAN. 28 - WYOMING*

SATURDAY, JAN. 30 - WYOMING*

WEDNESDAY, FEB. 3 - AT NEW MEXICO*

FRIDAY, FEB. 5 - AT NEW MEXICO*

MONDAY, FEB. 8 - SAN JOSE STATE*

WEDNESDAY, FEB. 10 - SAN JOSE STATE*

THURSDAY, FEB. 18 - AT FRESNO STATE*

SATURDAY, FEB. 20 - AT FRESNO STATE*

THURSDAY, FEB. 25 - BOISE STATE*

SATURDAY, FEB. 27 - BOISE STATE*



MARCH 10-13 - MOUNTAIN WEST MEN'S BASKETBALL CHAMPIONSHIP+

DATES ARE SUBJECT TO CHANGE; * - MOUNTAIN WEST GAME; # - IN SAN LUIS OBISPO, CALIF.; +- IN LAS VEGAS, NEV.