

AZTEC RECORDS SDSU



Individual
Records
p. **75**




Single-Game
Bests
p. **76**



Career
Leaders
p. **78**



Annual
Leaders
p. **79**



30 Years Of Aztec Women's Basketball



Aztec Team Records

Points

Game High - 132, vs. Utah St., 12/16/83
 Game Low - 22, at Utah, 2/20/03
 Season High - 2,600 (1988-89)
 Season Low - 1,084 (1976-77)

Scoring Average

Season High - 86.6 (2,597 pts. in 30 gm.), 1983-84
 Season Low - 53.7 (1,503 pts in 28 gm.), 2003-04

Field Goals

Game High - 58, Utah St., 12/16/83
 Game Low - 8, at Utah, 2/20/03; vs. Utah, 2/5/04
 Season High - 1,098 (1983-84)
 Season Low - 421 (1976-77)

Field Goals Attempts

Game High - 96, Utah St., 12/16/83
 Game Low - 35, vs. LBSU, 1/23/82
 Season High - 2,228 (1988-89)
 Season Low - 1,321 (1976-77)

Field Goal Percentage

Game High - .681 - 32-47 vs. Illinois St., 11/24/00
 High Half - .836 - CS Fullerton, 1/14/82
 Game Low - .190, vs. Utah, 2/5/04
 Season High - .494, 1098-2221 (1983-84)
 Season Low - .319, 421-1321 (1976-77)

3-Point Field Goals

Game High - 17, vs. Utah Valley St. (2/10/05)
 Game Low - 0, many times
 Season High - 140 (2004-05)
 Season Low - 4 (1987-88)

3-Point Field Goal Attempts

Game High - 29 at Colorado St. (1/20/05)
 Game Low - 0, many times
 Season High - 479 (2004-05)
 Season Low - 24 (1987-88)

Three-Point Field Goal Percentage

Game High - 1.000, many times, last vs. UNM, 3/11/94
 Game Low - .000, many times
 Season High - .404 (64-161) (1993-94)
 Season Low - .146 (6-41) (1991-92)

Free Throws

Game High - 31, Duquesne, 12/30/98
 Game Low - 0, five times, last at Utah, 3/6/04
 Season High - 527 (1988-89)
 Season Low - 240 (1976-77)

Free Throw Attempts

Game High - 45, Colorado, 1/9/80
 Game Low - 0, vs. Utah, 1/25/03
 Season High - 796 (1980-81)
 Season Low - 395 (1976-77)

Free Throw Percentage - (min. 10 att.)

Game High - 1.000 (20-20), vs. UCLA, 2/2/81
 Game Low - .000, vs. CS Fullerton, 1/22/90; Wyo., 2/14/02
 Season High - .745 (475-638) (1981-82)
 Season Low - .512 (264-516) (1992-93)

Rebounds

Game High - 76, Pepperdine, 12/12/77
 Game Low - 14, vs. USC, 2/5/80
 Season High - 1,479 (1988-89)
 Season Low - 735 (1998-99)

Assists

Game High - 34, vs. UTEP, 1/14/84; vs. UCSB, 1/7/84
 Game Low - 1, vs. UC Irvine, 2/15/82



Assists (Cont.)

Season High - 637 (1983-84)
 Season Low - 188 (1976-77)

Turnovers

Game High - 48, vs. UCLA, 2/23/79
 Game Low - 8, vs. Wyoming, 2/2/94; vs. Pepperdine (12/7/96)
 Season High - 726 (1985-86)
 Season Low - 454 (2004-05)

Personal Fouls

Game High - 34, vs. Cal Poly SLO, 12/18/76
 Game Low - 6, vs. Virginia, 12/27/81
 Season High - 674 (1985-86)
 Season Low - 429 (1999-00)

Opponent Records

Points

Game High - 116, LBSU, 3/8/86
 Game Low - 17, San Diego, 12/11/78
 Season High - 2,423 (1985-86)
 Season Low - 1,467 (1976-77)

Scoring Average

Season High - 78.2 (2,423 pts. in 31 gm.), 1985-86
 Season Low - 52.0 (1,559 pts in 30 gm.), 1996-97

Field Goals

Game High - 47, LBSU, 2/10/86
 Game Low - 8, San Diego, 12/11/78
 Season High - 973 (1984-85)
 Season Low - 421 (1976-77)

Field Goal Attempts

Game High - 91, CS Fullerton, 2/1/78; Pepperdine, 12/12/77
 Game Low - 31, San Diego, 12/11/78
 Season High - 2,099 (1984-85)
 Season Low - 1,321 (1976-77)

Field Goal Percentage

Game High - .680 (34-50), UCLA, 1/25/79
 Game Low - .208 (10-48), LMU, 12/17/94
 Season High - .490 (905-1848) (1982-83)
 Season Low - .352 (560-1591) (1994-95)

3-Point Field Goals Made

Game High - 13, at Wyoming, 2/21/04
 Game Low - 0, many times, last vs. Cal State Northridge, 12/28/02
 Season High - 141 (2003-04)
 Season Low - 49 (1987-88)

3-Point Field Goal Attempts

Game High - 30, Radford, 3/23/89
 Game Low - 0, many times
 Season High - 404 (2000-01)
 Season Low - 148 (1987-88)

3-Point Field Goal Percentage

Game High (min. 7) - .889 (8-9), UOP, 3/4/89
 Game Low - .000, many times, last vs. Cal State Northridge, 12/12/02
 Season High - .364, 71-195 (1989-90)
 Season Low - .269, 76-283 (1996-97)

Free Throws

Game High - 33, Louisiana Tech, 1/19/86
 Game Low - 0, San Diego, 2/10/82
 Season High - 467 (1994-95)
 Season Low - 219 (1981-82)

Free Throw Attempts

Game High - 48, Louisiana Tech, 1/19/86
 Game Low - 2, San Diego, 1978; USIU, 1981
 Season High - 743 (1994-95)
 Season Low - 350 (1981-82)

Free Throw Percentage

Game High (min. 10) - 1.000 (18-18), Cal State Northridge, 12/28/03
 Game Low - .182 (2-11), UNLV, 1/21/88
 Season High - .728, 385-529 (2004-05)
 Season Low - .601, 252-419 (1979-80)

Rebounds

Game High - 71, CS Fullerton, 1/25/83
 Game Low - 14, Arizona, 1/31/81
 Season High - 1,291 (1977-78)
 Season Low - 894 (1978-79)

Aztec Team Scoring Records

Largest Victory Margin


(81) 98-17 vs. San Diego1978-79
 (75) 112-37 vs. Hardin-Simmons1984-85
 (70) 111-41 vs. Lewis-Clark State1983-84
 (68) 132-64 vs. Utah State1983-84
 (62) 97-35 vs. Fresno State1994-95

Largest Losing Margin

(65) 38-103 vs. Cal Poly Pomona1976-77
 (64) 45-109 vs. Stanford1989-90
 (60) 44-104 vs. UCLA1977-78
 (53) 45-98 vs. UCLA1976-77
 (51) 42-93 vs. UCLA1976-77

100-Point Games

132 vs. Utah State (64)1983-84
 122 vs. UC-Santa Barbara (62)1983-84
 116 vs. Texas-El Paso (59)1983-84
 112 vs. Hardin-Simmons (37)1984-85
 111 vs. Lewis-Clark State (41)1983-84
 105 vs. Texas-El Paso (72)1982-83
 104 vs. Arizona State (82)1984-85
 103 vs. Pepperdine (81)1983-84
 103 vs. N. Illinois (92)1987-88
 101 vs. U. of Pacific (58)1987-88
 101 vs. McNeese State (55)1990-91
 101 vs. Colorado State (62)1991-92



Diena Pels played 36 contests in 1980-81.

Games Played

Season - 36 by Diena Pels, Monica Rebbe, Heidi Bauer, 1980-81
 Career - 128, Marsha Overton, 1980-83

Minutes Played

Game - 50, Michelle Miles at UTEP, 1/19/91
 Season - 1,244, Judy Porter, 1980-81
 Career - 4,319, Judy Porter, 1980-83

Points

Game - 46, Tina Hutchinson vs. CSE, 1/10/84
 Season - 898, Tina Hutchinson, 1983-84
 Career - 2,318, Judy Porter, 1980-83

Scoring Average

Season - 29.9, Tina Hutchinson, 1983-84 (898/30 gm.)
 Career - 23.3, Chana Perry, 1988-89 (1,445/62 games)

Field Goals

Game - 20, Tina Hutchinson vs. Utah St., 12/16/83; Chana Perry vs. Fresno St., 1/14/89
 Season - 383, Tina Hutchinson, 1983-84
 Career - 882, Judy Porter, 1980-83

Field Goal Attempts


Game - 38, Tina Hutchinson at LBSU, 3/7/84
 Season - 717, Tina Hutchinson, 1983-84
 Career - 1,685, Judy Porter, 1980-83

Field Goal Percentage

Game (Min. 10 attempts) - 1.000 (10-10), Heidi Bauer vs. Ariz., 2/26/82
 Season (Min. 150 attempts) - .667 (156-234), Michelle Suman, 1991-92
 Career (Min. 300 attempts) - .612 (524-858), Michelle Suman, 1992-95

3-Point Field Goals

Game - 8, Falisha Wright at Wyo., 2/25/93;



Sixteen of Crystal Lee's school-record 199 assists came against Long Beach State in 1990.

3-Point Field Goals (Cont.)


Carmelia Bloodsaw at UTEP, 1/19/91
 Season - 77, Jamey Cox, 2002-03
 Career - 249, Jamey Cox, 1999-2003

3-Point Field Goal Attempts

Game - 18, Jamey Cox vs. Wyoming, 2/8/03
 Season - 237, Jamey Cox, 2002-03
 Career - 693, Jamey Cox, 1999-2003

3-Point Field Goal Percentage

Season - .454, (49-108), Falisha Wright, 1991-92
 Career - .382, (206-539), Falisha Wright, 1992-95



Michelle Suman started 118 games from 1991-95.



SDSU's all-time leading scorer Judy Porter averaged 12.5 rebounds during her career.

Free Throws

Game - 16, Tina Hutchinson vs. CSE, 1/10/84
 Season - 183, Judy Porter, 1981-82
 Career - 564, Judy Porter, 1980-83

Free Throw Percentage

Game (Min. 10 attempts) - 1.000 (10-10), Chana Perry vs. N. Ill., 1/2/88
 Season - .920 (46-50), Lisa Stevens, 1986-87

Rebounds

Game - 27, Chana Perry vs. Nevada, 11/25/88
 Season - 436, Judy Porter, 1980-81
 Career - 1,498, Judy Porter, 1980-83

Rebounding Average

Season - 13.1, Chana Perry, 1988-89 (406/31 gm.)
 Career - 12.5, Judy Porter, 1980-83 (1,498/120 gm.)

Assists

Game - 16, Crystal Lee at LBSU, 2/1/90
 Season - 199, Crystal Lee, 1988-89
 Career - 448, Falisha Wright, 1992-95

Steals

Game - 15, Tina Hutchinson vs. Ariz. St., 3/1/84
 Season - 185, Tina Hutchinson, 1983-84
 Career - 330, Judy Porter, 1980-83

Blocks

Game - 9, Michelle Suman vs. Utah, 3/11/95
 Season - 87, Michelle Suman, 1994-95
 Career - 251, Michelle Suman, 1992-95

Consecutive Starts

Career - 118, Michelle Suman, 11/23/91 to 3/16/95



Points

1. Tina Hutchinson vs. CS Fullerton, 1/10/84	46
2. Chana Perry vs. Fresno St., 1/14/89	45
Tina Hutchinson vs. Utah St., 12/16/83	45
4. Kieishsha Garnes vs. Creighton, 3/8/91	44
5. Chana Perry vs. N. Illinois, 1/2/98	41
Tina Hutchinson vs. USC, 1/19/84	41
7. Christina Murguia vs. USF, 1/7/93	39
8. Kieishsha Garnes vs. Wyoming, 2/2/90	38
Tina Hutchinson vs. Arizona St., 3/1/84	38
Penny Toler vs. Arizona St., 2/16/95	38

Field Goals

1. Chana Perry vs. Fresno St., 1/14/89	20
Tina Hutchinson vs. Utah St., 12/16/83	20
3. Tina Hutchinson vs. Long Beach St., 3/7/84	19
4. Penny Toler vs. Arizona St., 2/16/85	17
Kieishsha Garnes vs. Creighton, 2/2/92	17
Kieishsha Garnes vs. Creighton, 3/8/91	17
7. Kieishsha Garnes vs. Wyoming, 2/2/91	16
Shelda Arceneaux vs. Pacific, 1/23/86	16
9. Chana Perry vs. San Diego, 12/6/88	15
Julie Evans vs. Long Beach St., 2/1/90	15
Kieishsha Garnes vs. St. Louis, 12/24/90	15
Kieishsha Garnes vs. Fresno St., 1/21/92	15
Judy Porter vs. UTEP, 12/10/82	15
Tina Hutchinson vs. Lewis-Clark, 12/2/83	15
Tina Hutchinson vs. San Diego, 12/3/83	15
Tina Hutchinson vs. Pepperdine, 12/27/83	15
Tina Hutchinson vs. CS Fullerton, 1/10/84	15
Tina Hutchinson vs. Stanford, 2/11/84	15
Tina Hutchinson vs. Oregon, 3/16/84	15
Shelda Arceneaux vs. UCLA, 1/28/86	15
Falisha Wright vs. UCLA, 12/6/92	15
Christina Murguia vs. San Francisco, 1/7/93	15

Three-Point Field Goals

1. Falisha Wright at Wyoming, 2/25/93	8
Carmelia Bloodsaw at UTEP, 1/19/91	8
3. Jamey Cox vs. Murray State, 11/29/02	7
Jamey Cox vs. Wyoming, 2/3/00	7
Jamey Cox at CS Fullerton, 12/30/99	7
6. Jamey Cox at Air Force, 2/1/03	6
Jamey Cox at Portland State, 1/9/03	6
Jamey Cox vs. Centenary, 11/18/02	6
Jamey Cox vs. Navy, 11/25/01	6
Jurate Zukauskaite, 12/6/95	6

Free Throws

1. Tina Hutchinson vs. CS Fullerton, 1/10/84	16
2. Sophia Sledge vs. Duquesne, 12/30/98	12
Atim Oti vs. Air Force, 2/21/02	12
4. Atim Oti vs. Boston College, 12/21/98	11
Olivia DiCamilli vs. Pittsburgh, 12/30/95	11
Michelle Suman vs. St. John's, 12/11/92	11
Debbie Holstad vs. Long Beach St., 1/29/79	11
Gayle Shuttles vs. UC Irvine, 12/19/78	11
9. Mary Apiafi vs. Portland, 11/20/99	10
Shaneyia Harris vs. Air Force, 2/6/97	10
Falisha Wright vs. Utah, 1/12/95	10
Rachelle Johnson vs. UTEP, 2/13/94	10
Tanisha Knight vs. San Jose St., 12/6/00	10

Rebounds

1. Chana Perry vs. Alabama St., 11/25/88	27
2. Jessica Haynes vs. San Jose St., 1/16/88	24
3. Judy Porter vs. Pepperdine, 11/22/80	23
4. Jessica Haynes vs. Pacific, 1/4/88	22
Judy Porter vs. UCLA, 2/2/82	22
6. Judy Porter vs. San Diego, 2/26/81	21
7. Chana Perry vs. Fresno St., 2/13/88	20
Judy Porter vs. Colorado St., 1/9/81	20
Judy Porter vs. CS Fullerton, 1/14/81	20
Jessica Hayes vs. Pacific, 2/26/87	20

Assists


1. Crystal Lee vs. Long Beach St., 2/1/90	16
2. Crystal Lee vs. San Jose St., 3/1/90	15
Michelle Miles vs. Creighton, 2/23/91	15
4. Michelle Miles vs. Utah, 1/12/91	14
Michelle Miles vs. UTEP, 2/16/91	14
Michelle Miles vs. Fresno St., 1/21/92	14
Shannon Lee vs. Illinois St., 11/24/00	14
8. Crystal Lee vs. Long Beach St., 1/6/90	13
Laura Dion vs. CS Fullerton, 2/15/80	13
Maria Stack vs. CS Fullerton, 1/10/84	13

Steals

1. Crystal Lee vs. Long Beach St., 2/1/90	16
2. Tina Hutchinson vs. Lewis-Clark, 12/2/83	14
Tina Hutchinson vs. San Diego, 12/6/82	14
4. Tina Hutchinson vs. Oregon, 3/16/84	10
Judy Porter vs. Pacific, 1/27/81	10
Tina Hutchinson vs. UCLA, 1/28/84	10
Shelda Arceneaux vs. San Diego, 12/21/86	10
Jessica Haynes vs. UC Irvine, 1/9/88	10
Jessica Haynes vs. UCLA, 1/21/88	10
10. Theresa McGlade vs. CS Fullerton, 1/14/82	9
Tina Hutchinson vs. Pomona, 11/21/84	9
Shelda Arceneaux vs. UNLV, 2/1/86	9
Jessica Haynes vs. Portland St., 12/12/86	9
Michelle Miles vs. UTEP, 2/16/91	9
Michelle Miles vs. San Diego, 11/23/91	9
Judy Porter vs. N. Colorado, 12/11/79	9
Judy Porter vs. Pepperdine, 11/20/80	9

Blocks

1. Michelle Suman vs. Utah, 3/11/95	9
2. Chana Perry vs. Hawai'i, 1/26/89	8
3. Michelle Suman vs. UTEP, 3/10/95	7
4. Mary Apiafi vs. Texas A&M-CC, 1/17/00	6
Mary Apiafi vs. Portland, 11/20/99	6
Michelle Suman vs. UTEP, 2/9/95	6
Chana Perry vs. Fairfield, 11/27/88	6
7. Michelle Suman vs. BYU, 3/5/92	5
Brooke Meadows vs. San Diego, 12/6/88	5
Judy Porter vs. Stanford, 3/8/83	5
Judy Porter vs. Duke, 1/14/83	5
Alyssa Fredrick twice, last vs. Rice, 2/19/98	5
Tanisha Knight vs. San Jose St., 12/6/00	5



Christina Murguia had 39 points versus USF in 1993.

Single-Season Leaders

Games Played

1. Diena Pels (1981).....	36
Monica Rebbe (1981)	36
Heidi Bauer (1981)	36
4. Judy Porter (1981).....	35
Theresa McGlade (1981).....	35
6. Demetrice Davis (1989)	34
Angelica Jackson (1989).....	34
Crystal Lee (1989).....	34
Brooke Meadows (1989).....	34
10. Seven tied (1982, 1989).....	33

Points

1. Tina Hutchinson (1984)	898
2. Chana Perry (1989)	727
3. Chana Perry (1988)	718
4. Julie Evans (1990)	670
5. Kieishsha Garnes (1991).....	661
6. Judy Porter (1981).....	651
7. Judy Porter (1981).....	645
8. Kieishsha Garnes (1992).....	574
9. Diena Pels (1981).....	561
10. Jessica Haynes (1988)	545

Scoring Average

1. Tina Hutchinson (1984).....	29.9
2. Kieishsha Garnes (1991)	23.6
3. Chana Perry (1989)	23.5
4. Chana Perry (1988)	23.2
5. Judy Porter (1983)	22.6
6. Julie Evans (1990).....	22.3
7. Kieishsha Garnes (1992)	20.5
8. Judy Porter (1982)	18.4
9. Jessica Haynes (1988)	18.2
10. Judy Porter (1981)	18.4

Field Goals

1. Tina Hutchinson (1984)	383
2. Julie Evans (1990)	293
3. Chana Perry (1989)	286
4. Chana Perry (1988)	278
5. Kieishsha Garnes (1991).....	271
6. Judy Porter (1981).....	255
7. Kieishsha Garnes (1992).....	249
8. Judy Porter (1982).....	234
9. Diena Pels (1981).....	228
10. Jessica Haynes (1988)	213


Field Goals Attempts

1. Tina Hutchinson (1984)	717
2. Julie Evans (1990)	601
3. Chana Perry (1989)	549
4. Kieishsha Garnes (1991).....	548
5. Chana Perry (1988)	504
6. Judy Porter (1991).....	499
7. Jessica Haynes (1988)	485
8. Falisha Wright (1993)	470
9. Kieishsha Garnes (1992).....	452
10. Judy Porter (1981).....	445

Field Goals Percentage

1. Michelle Suman (1992)667
2. Michelle Suman (1994)649
3. Judy Porter (1983)602
4. Melanie Usher (1990)595
5. Michelle Suman (1995)591
6. Alyssa Fredrick (1998).....	.577
7. Melanie Usher (1991)571
8. Kieishsha Garnes (1992)551
9. La-Taya Woods (1997).....	.548
10. Tina Hutchinson (1985).....	.546

Penny Toler had 151 assists in 1985, which ranks ninth in SDSU season history.



3-Point Field Goals

1. Jamey Cox (2003)	77
2. Jamey Cox (2000)	69
3. Carmelia Bloodsaw (1991).....	65
4. Courtney Fritz (2004)	63
5. Falisha Wright (1994)	62
6. Jamey Cox (2002)	53
7. Falisha Wright (1993)	51
8. Jamey Cox (2001)	50
9. Falisha Wright (1992)	49
10. Michelle Elliott (2005).....	45

3-Point Field Goal Attempts

1. Jamey Cox (2003)	237
2. Carmelia Bloodsaw (1991).....	212
3. Jamey Cox (2000)	174
4. Courtney Fritz (2004)	170
5. Falisha Wright (1994)	148
Jamey Cox (2002)	148
7. Falisha Wright (1995)	145
8. Sophia Sledge (1999).....	144
9. Falisha Wright (1993)	138
10. Jamey Cox (2001)	134

3-Point Field Goals Pct. (Min. 50 att.)

1. Falisha Wright (1992)	49-108 (.454)
2. Falisha Wright (1994)	62-148 (.419)
3. Charley Murray (1998).....	27-66 (.409)
4. Jurate Zukauskaite (1996)	35-88 (.399)
5. Jamey Cox (2000)	69-174 (.397)
6. Charley Murray (1999).....	38-98 (.388)
7. Jamey Cox (2001)	50-134 (.373)
8. Kaly Gillette (1999).....	29-78 (.372)
9. Courtney Fritz (2004)	63-170 (.371)
10. Falisha Wright (1993)	51-138 (.370)

Free Throws

1. Judy Porter (1982).....	183
2. Chana Perry (1988).....	162
3. Chana Perry (1989).....	155
4. Judy Porter (1981).....	145
5. Tina Hutchinson (1984)	132
6. Judy Porter (1983).....	131
7. Kieishsha Garnes (1991).....	119
8. Jessica Haynes (1988)	116
9. Diena Pels (1981).....	105
10. Judy Porter (1980).....	103

Free Throw Attempts

1. Judy Porter (1981).....	268
2. Judy Porter (1982).....	248
3. Chana Perry (1988).....	206
4. Chana Perry (1989).....	201
5. Judy Porter (1980).....	191
6. Judy Porter (1983).....	184
7. Tina Hutchinson (1984)	179
8. Diena Pels (1981).....	176
9. Jessica Haynes (1988)	168
10. Kieishsha Garnes (1991).....	166

Free Throw Pct. (Min. 50 att.)

1. Lisa Stevens (1987).....	920
2. Julie Evans (1990).....	884
3. Julie Evans (1989).....	844
4. Marsha Overton (1983)	837
5. Jamey Cox (2003)	831
6. Jamey Cox (2000)	819
7. Marci Blackman (1983)	814
8. Tina Hutchinson (1985).....	813
9. Theresa McGlade (1982)	811
10. Tanisha Knight (2002)	806

Rebounds

1. Judy Porter (1981).....	436
2. Judy Porter (1982).....	427
3. Chana Perry (1989).....	406
4. Chana Perry (1988).....	391
5. Jessica Haynes (1988)	364
6. Judy Porter (1980).....	355
7. Jessica Haynes (1987)	302
8. Tina Hutchinson (1984)	299
9. Kieishsha Garnes (1991).....	295
10. Diena Pels (1981).....	294

Assists

1. Crystal Lee (1989)	199
2. Maria Stack (1984).....	191
3. Michelle Miles (1992)	190
4. Michelle Miles (1991)	177
5. Crystal Lee (1988)	169
6. Shannon Lee (2000).....	166
7. Lakeysha Wright (1995)	165
8. Sandy Wright (1997).....	162
9. Penny Toler (1985).....	151
10. Sandy Wright (1996)	130

Steals

1. Tina Hutchinson (1984)	185
2. Jessica Haynes (1988)	127
3. Judy Porter (1982)	112
4. Falisha Wright (1994)	103
5. Jodi Nowlin-Tres (1996)	96
6. Jessica Haynes (1987)	94
7. Judy Porter (1981).....	92
Diena Pels (1981).....	92
9. Marsha Overton (1982)	88
10. Marsha Overton (1981)	87

Blocks

1. Michelle Suman (1995).....	87
2. Michelle Suman (1994).....	68
3. Chana Perry (1988).....	64
4. Chana Perry (1989).....	63
5. Michelle Suman (1993).....	54
6. Brooke Meadows (1989).....	47
7. Nicolette McCarthy (2003).....	45
8. Mary Apiafi (2000).....	44
Jessica Haynes (1988)	44
10. Alyssa Fredrick (1998)	43

SDSU

AZTECS

RECORD BOOK

2005-06 WOMEN'S BASKETBALL



Games Played

1. Marsha Overton (1980-83).....	128
2. Heidi Bauer (1981-83, '85).....	127
3. Brooke Meadows (1986-89).....	125
4. Judy Porter (1980-83).....	120
5. Michelle Suman (1992-95).....	118
6. Falisha Wright (1992-95).....	115
7. Christina Murguia (1992-95).....	113
8. Shelda Arceneaux (1984-87).....	112
9. Atim Otii (1998-2002).....	110
10. Jamey Cox (2000-03).....	109

Points


1. Judy Porter (1980-83).....	2,318
2. Falisha Wright (1992-95).....	1,733
3. Chana Perry (1988-89).....	1,445
4. Jessica Haynes (1986-88).....	1,395
5. Michelle Suman (1992-95).....	1,341
6. Brooke Meadows (1986-89).....	1,310
7. Jamey Cox (2000-03).....	1,275
8. Marsha Overton (1980-83).....	1,273
9. Tina Hutchinson (1984-85).....	1,256
10. Christina Murguia (1992-95).....	1,237

Field Goals


1. Judy Porter (1980-83).....	882
2. Jessica Haynes (1986-88).....	577
3. Chana Perry (1988-89).....	564
4. Tina Hutchinson (1984-85).....	536
Brooke Meadows (1986-89).....	536
6. Falisha Wright (1992-95).....	634
7. Michelle Suman (1992-95).....	524
Shelda Arceneaux (1984-87).....	524
9. Kieishsha Gaines (1991-92).....	520
10. Marsha Overton (1980-83).....	507

Field Goal Attempts

1. Judy Porter (1980-83).....	1,685
2. Falisha Wright (1992-95).....	1,656
3. Jessica Haynes (1986-88).....	1,332
4. Marsha Overton (1980-83).....	1,198
5. Jamey Cox (2000-03).....	1,088
6. Brooke Meadows (1986-89).....	1,083
7. Dee Dee Duncan (1983-86).....	1,078
8. Christina Murguia (1992-95).....	1,057
9. Chana Perry (1988-89).....	1,053
10. Shelda Arceneaux (1984-87).....	1,024



Tina Hutchinson had 536 field goals in just two seasons.



Nicolette McCartney ranks fifth in SDSU history in career blocks with 108.

Free Throws

1. Judy Porter (1980-83).....	564
2. Chana Perry (1988-89).....	317
3. Michelle Suman (1992-95).....	293
4. Falisha Wright (1992-95).....	259
Marsha Overton (1980-83).....	259
6. Brooke Meadows (1986-89).....	258
7. Jessica Haynes (1986-88).....	238
8. Olivia DiCamilli (1994-98).....	237
9. Christina Murguia (1992-95).....	219
10. Atim Otii (1998-2002).....	201

Free Throw Attempts

1. Judy Porter (1980-83).....	891
2. Michelle Suman (1992-95).....	477
3. Chana Perry (1988-89).....	407
4. Brooke Meadows (1986-89).....	388
5. Falisha Wright (1992-95).....	377
6. Jessica Haynes (1986-88).....	372
7. Marsha Overton (1980-83).....	363
8. Olivia DiCamilli (1994-98).....	355
9. Christina Murguia (1992-95).....	340
10. Atim Otii (1998-2002).....	329

Three-Point Field Goals

1. Jamey Cox (2000-03).....	249
2. Falisha Wright (1992-95).....	206
3. Michelle Elliott (2004-05).....	83
4. Sophia Sledge (1997-2001).....	82
5. Courtney Fritz (2004-present).....	69
6. Carmelia Bloodsaw (1991).....	65
Charley Murray (1998-99).....	65
8. Ashonda Williams (2002-03).....	60
9. Jodi Nowlin-Tres (1994-97).....	57
10. Jurate Zukauskaite (1996-97).....	46

Three-Point Field Goal Attempts

1. Jamey Cox (2000-03).....	733
2. Falisha Wright (1992-95).....	539
3. Sophia Sledge (1997-2001).....	300
4. Michelle Elliott (2004-05).....	255
5. Carmelia Bloodsaw (1991).....	211
6. Courtney Fritz (2004-present).....	184
7. Ashonda Williams (2002-03).....	179
8. Jodi Nowlin-Tres (1994-97).....	166
9. Charley Murray (1998-99).....	164
10. Angela Walker (1994-96).....	148

Three-Point Field Goal Pct. (Min. 100 att.)

1. Charley Murray (1998-99).....	65-164 (.396)
2. Falisha Wright (1992-95).....	206-539 (.382)
3. Courtney Fritz (2004-present).....	69-184 (.375)
4. Jodi Nowlin-Tres (1994-97).....	57-166 (.343)
5. Jamey Cox (2000-03).....	249-733 (.340)
6. Ashonda Williams (2002-03).....	60-179 (.335)
7. Michelle Elliott (2004-05).....	83-255 (.325)
8. Jessica Huettl (2004-05).....	40-124 (.323)
9. Missy Schomaker (2001-02).....	35-113 (.310)
10. Carmelia Bloodsaw (1991).....	65-211 (.308)

Rebounds

1. Judy Porter (1980-83).....	1,498
2. Shelda Arceneaux (1984-87).....	999
3. Jessica Haynes (1986-88).....	932
4. Chana Perry (1988-89).....	797
5. Michelle Suman (1992-95).....	759
6. Brooke Meadows (1986-89).....	693
7. Christina Murguia (1992-95).....	692
8. Heidi Bauer (1981-85).....	573
9. Jodi Nowlin-Tres (1994-97).....	572
10. Anita Bundage (1998-2001).....	566

Assists

1. Falisha Wright (1992-95).....	448
2. Crystal Lee (1989-90).....	413
3. Michelle Miles (1991-92).....	367
4. Lakeysa Wright (1992-95).....	358
5. Marsha Overton (1980-83).....	356
6. Jamey Cox (2000-03).....	341
7. Shannon Lee (1998-2001).....	302
8. Shelda Arceneaux (1984-87).....	299
9. Sandy Wright (1995-97).....	292
10. Laura Dion (1978-80).....	278

Steals

1. Judy Porter (1980-83).....	330
2. Falisha Wright (1992-95).....	324
3. Jessica Haynes (1986-88).....	295
4. Marsha Overton (1980-83).....	293
5. Tina Hutchinson (1984-85).....	270
6. Shelda Arceneaux (1984-87).....	253
7. Jodi Nowlin-Tres (1993-97).....	234
8. Christina Murguia (1992-95).....	191
9. Crystal Lee (1989-90).....	180
10. Jamey Cox (2000-03).....	160

Blocks

1. Michelle Suman (1991-95).....	251
2. Judy Porter (1980-83).....	137
3. Chana Perry (1988-89).....	127
4. Jessica Haynes (1986-88).....	114
5. Nicolette McCartney (2001-04).....	108
6. Brooke Meadows (1986-89).....	95
7. Toni Wallace (1984-85).....	76
8. Atim Otii (1998-2002).....	71
9. Mary Apiafi (1999-2000).....	67
10. Atiya Williams (1993-96).....	66

Annual Leaders

Points

Year	Team Leader	Gm.	FGM	FTM	Pts.	PPG
1976-77	Jennie Hinkle	17	67	51	185	10.9
1977-78	Mary Jackson	27	190	69	449	16.6
1978-79	Mary Jackson	29	100	51	251	8.6
1979-80	Judy Porter	29	199	105	503	17.3
1980-81	Judy Porter	35	255	145	645	18.4
1981-82	Judy Porter	33	234	183	651	19.7
1982-83	Judy Porter	23	194	131	519	22.6
1983-84	Tina Hutchinson	30	383	132	898	29.9
1984-85	Penny Toler	30	180	63	423	14.1
1985-86	Jessica Haynes	27	188	57	433	16.0
1986-87	Jessica Haynes	29	176	65	417	14.4
1987-88	Chana Perry	31	278	162	391	23.2
1988-89	Chana Perry	31	286	155	727	23.5
1989-90	Julie Evans	30	293	84	670	22.3
1990-91	Kieishsha Garnes	28	271	119	661	23.6
1991-92	Kieishsha Garnes	28	249	76	574	20.5
1992-93	Falisha Wright	26	164	77	456	17.5
1993-94	Falisha Wright	31	147	52	408	13.2
1994-95	Falisha Wright	29	144	80	412	14.2
1995-96	Jodi Nowlin-Tres	28	180	40	425	15.2
1996-97	Jodi Nowlin-Tres	28	199	36	457	16.3
1997-98	Alyssa Fredrick	24	109	54	272	11.3
1998-99	Sophia Sledge	26	98	46	278	10.7
1999-00	Jamey Cox	27	121	59	370	13.7
2000-01	Jamey Cox	27	90	58	288	10.7
2001-02	Claire Swinbank	28	137	47	338	12.1
2002-03	Jamey Cox	27	109	49	344	12.7
2003-04	Michelle Elliott	27	125	46	334	12.4
2004-05	Michelle Strawberry	28	96	64	289	10.3

Rebounds

Year	Team Leader	Gm.	Rebs.	RPG
1976-77	Laurie Montag	20	144	7.2
1977-78	Mary Jackson	27	232	8.6
1978-79	Debbie Holstad	28	160	5.7
1979-80	Judy Porter	29	355	12.2
1980-81	Judy Porter	35	436	12.5
1981-82	Judy Porter	33	427	12.9
1982-83	Judy Porter	23	280	12.2
1983-84	Tina Hutchinson	30	299	10.0
1984-85	Shelda Arceneaux	30	280	9.3
1985-86	Shelda Arceneaux	28	282	10.1
1986-87	Jessica Haynes	29	320	10.4
1987-88	Chana Perry	31	391	12.6
1988-89	Chana Perry	31	406	13.1
1989-90	Melanie Usher	30	153	5.1
1990-91	Kieishsha Garnes	28	295	10.5
1991-92	Michelle Suman	29	252	8.7
1992-93	Christina Murguia	28	201	7.2
1993-94	Rachelle Johnson	31	252	8.1
1994-95	Christina Murguia	27	213	7.9
1995-96	Jodi Nowlin-Tres	28	222	7.9
1996-97	Olivia DiCamilli	30	202	6.7
1997-98	Courtney Bale	23	165	7.2
1998-99	Anita Bundage	26	169	6.5
1999-00	Mary Apiafi	28	255	9.1
2000-01	Anita Bundage	27	140	5.2
2001-02	Atim Otii	28	162	5.8
2002-03	Ashlee Dunlap	27	238	8.8
2003-04	Ashlee Dunlap	28	214	7.6
2004-05	Ashley Cheesman	28	145	5.2

Assists

Year	Team Leader	Gm.	Asst.	APG
1976-77	Tari Rhea	20	31	1.6
1977-78	Laura Dion	27	115	4.3
1978-79	Laura Dion	29	54	1.9
1979-80	Laura Dion	32	109	3.4
1980-81	Marsha Overton	35	120	3.4
1981-82	Theresa McGlade	33	90	2.7
1982-83	Marci Blackman	28	107	3.8
1983-84	Maria Stack	30	191	6.4
1984-85	Penny Toler	30	151	5.0
1985-86	Lisa Stevens	30	100	3.3
1986-87	Jessica Haynes	29	92	3.2
1987-88	Demetrice Davis	27	89	3.3
1988-89	Crystal Lee	34	169	5.0

Assists (Cont.)

Year	Team Leader	Gm.	Asst.	APG
1989-90	Crystal Lee	30	199	6.6
1990-91	Michelle Miles	21	177	8.4
1991-92	Michelle Miles	27	190	7.0
1992-93	Lakeysha Wright	28	86	3.1
1993-94	Falisha Wright	31	149	4.8
1994-95	Lakeysha Wright	30	165	5.5
1995-96	Sandy Wright	27	130	4.8
1996-97	Sandy Wright	28	162	5.8
1997-98	Charlie Murray	25	87	3.5
1998-99	Shannon Lee	25	70	2.8
1999-00	Shannon Lee	28	166	5.9
2000-01	Jamey Cox	27	106	3.9
2001-02	Jamey Cox	28	111	4.0
2002-03	Amber Fouse	23	57	2.5
2003-04	Michelle Elliott	27	51	1.9
2004-05	Kate Eveland	28	59	2.1

Steals

Year	Team Leader	Gm.	Stls.	SPG
1980-81	Judy Porter	35	80	2.3
1981-82	Judy Porter	33	112	3.4
1982-83	Judy Porter	23	80	3.5
1983-84	Tina Hutchinson	30	185	6.2
1984-85	Tina Hutchinson	21	85	4.0
1985-86	Shelda Arceneaux	28	84	3.0
1986-87	Jessica Haynes	29	94	3.2
1987-88	Jessica Haynes	30	127	4.2
1988-89	Chana Perry	31	74	2.4
1989-90	Crystal Lee	30	82	2.7
1990-91	Carmelia Bloodsaw	28	47	1.7
1991-92	Falisha Wright	29	71	2.4
1992-93	Falisha Wright	26	69	2.7
1993-94	Falisha Wright	31	103	3.3
1994-95	Falisha Wright	29	81	2.8
1995-96	Jodi Nowlin-Tres	28	94	3.4
1996-97	Jodi Nowlin-Tres	28	96	3.4
1997-98	Shaneya Harris	25	39	1.6
1998-99	Shannon Lee	25	58	2.3
1999-00	Mary Apiafi	28	64	2.3
2000-01	Jamey Cox	27	39	1.4
2001-02	Claire Swinbank	28	64	2.3
2002-03	Ashlee Dunlap	27	50	1.9
2003-04	Veronica Shaw	25	38	1.5
2004-05	Ashlee Dunlap	28	38	1.4
2004-05	Lindsey Casey	28	53	1.9

Blocks

Year	Team Leader	Gm.	Blks.	BPG
1980-81	Judy Porter	35	38	1.1
1981-82	Judy Porter	33	31	0.9
1982-83	Judy Porter	23	39	1.7
1983-84	Toni Wallace	26	38	1.5
1984-85	Toni Wallace	29	38	1.3
1985-86	Jessica Haynes	29	35	1.2
1986-87	Jessica Haynes	29	35	1.2
1987-88	Chana Perry	31	64	2.1
1988-89	Chana Perry	31	63	2.0
1989-90	Melanie Usher	28	21	0.8
1990-91	Kieishsha Garnes	28	25	0.9
1991-92	Michelle Suman	29	42	1.4
1992-93	Michelle Suman	28	54	1.9
1993-94	Michelle Suman	31	68	2.2
1994-95	Michelle Suman	30	87	2.9
1995-96	Jodi Nowlin-Tres	28	17	0.6
1996-97	Courtney Bale	30	16	0.5
1997-98	Alyssa Fredrick	24	43	1.8
1998-99	Mary Apiafi	26	23	0.9
1999-00	Mary Apiafi	28	44	1.6
2000-01	Tanisha Knight	25	28	1.1
2001-02	Atim Otii	28	20	0.7
2002-03	Nicolette McCartney	27	45	1.7
2003-04	Nicolette McCartney	28	32	1.1
2004-05	Lindsey Casey	28	28	1.0

SDSU

AZTECS

RECORD BOOK

2005-06 WOMEN'S BASKETBALL



Aztec Year-By-Year Team Overall Statistics

Year	GP	Min	FG-A	Pct	3FG-A	Pct	FT-A	Pct	REBOUNDS				PF	FO	A	TO	Blk	Stl	Pts	Avg
									Off	Def.	Tot.	Avg								
1977-78	28	N/A	795-1899	.419	N/A	N/A	317-530	.598	N/A	N/A	1336	47.7	552	19	434	-	-	-	1907	68.1
1978-79	29	-	653-1598	.408	N/A	N/A	331-497	.665	N/A	N/A	930	32.0	561	-	290	526	-	-	1635	56.3
1979-80	32	6500	832-1899	.438	N/A	N/A	431-680	.634	N/A	N/A	1229	38.4	531	-	469	638	-	-	2095	65.5
1980-81	36	7190	919-2009	.457	N/A	N/A	486-796	.611	N/A	N/A	1351	37.5	553	16	559	636	72	346	2324	64.6
1981-82	33	6202	847-1855	.457	N/A	N/A	475-638	.745	N/A	N/A	1119	33.9	472	10	458	568	58	381	2169	65.7
1982-83	28	5625	837-1831	.457	N/A	N/A	373-516	.723	N/A	N/A	981	35.0	527	9	471	515	82	341	2047	73.1
1983-84	30	6025	1098-2221	.494	N/A	N/A	401-607	.661	N/A	N/A	1301	43.4	633	21	637	554	139	555	2597	86.6
1984-85	30	5925	973-2099	.464	N/A	N/A	428-633	.676	N/A	N/A	1306	43.5	623	16	581	570	109	349	2374	79.1
1985-86	31	6200	897-2010	.446	N/A	N/A	389-607	.641	N/A	N/A	1303	42.0	674	18	472	726	102	290	2183	70.4
1986-87	29	5825	783-1839	.426	0-0	.000	376-542	.694	-	-	1222	42.1	519	8	393	590	104	288	1942	67.0
1987-88	31	6200	918-2024	.552	4-24	.167	525-773	.679	-	-	1427	46.0	516	9	439	621	162	356	2365	76.3
1988-89	34	6850	1032-2228	.463	9-45	.200	527-710	.742	510	830	1479	43.5	612	15	608	624	145	303	2600	76.5
1989-90	30	6000	746-1749	.427	6-41	.146	337-505	.667	312	556	1035	34.5	578	16	438	641	49	287	1835	61.2
1990-91	28	5725	795-1870	.425	88-310	.284	364-586	.621	418	655	1191	42.5	488	11	432	515	71	306	2042	72.9
1991-92	29	5782	873-1802	.485	65-161	.404	362-562	.644	425	694	1209	41.7	522	14	507	590	88	320	2173	74.9
1992-93	28	5583	706-1701	.415	56-177	.316	313-516	.607	381	614	995	35.5	564	22	361	489	110	323	1781	63.6
1993-94	31	6171	872-1662	.525	81-228	.355	417-651	.641	452	655	1107	35.7	531	6	512	525	117	404	2243	72.4
1994-95	30	5998	797-1807	.441	84-289	.291	404-677	.597	413	688	1240	41.3	646	21	490	559	159	385	2082	69.4
1995-96	28	5600	737-1618	.456	99-327	.303	324-533	.608	376	545	1041	37.2	570	23	430	591	50	378	1897	67.8
1996-97	30	5939	771-1754	.440	75-266	.282	409-666	.614	417	606	1134	37.8	555	12	490	578	80	410	2026	67.5
1997-98	25	5023	584-1365	.428	76-243	.313	350-535	.654	284	512	895	35.8	439	6	327	528	92	203	1594	63.8
1998-99	26	5200	569-1440	.395	120-389	.308	352-541	.651	302	433	867	33.3	507	7	342	598	60	297	1610	61.9
1999-00	28	5600	567-1404	.404	103-304	.339	364-562	.648	351	625	976	34.9	429	8	357	631	93	238	1601	57.2
2000-01	28	5600	613-1461	.420	101-301	.336	350-558	.627	333	600	933	33.3	510	15	406	547	88	246	1677	59.9
2001-02	28	5600	619-1600	.387	124-373	.332	286-438	.653	361	618	979	35.0	522	19	380	527	85	276	1648	58.9
2002-03	27	5475	553-1458	.379	121-388	.312	271-441	.615	302	583	885	32.8	500	19	312	510	99	235	1498	55.5
2003-04	28	5600	542-1426	.380	130-418	.311	289-456	.634	267	632	899	32.1	513	19	295	470	82	205	1503	53.7
2004-05	28	5600	578-1559	.371	140-479	.292	313-453	.691	265	543	808	28.9	510	13	320	454	65	281	1609	57.5

Aztec Year-By-Year Team Conference Statistics

Year	GP	Min	FG-A	Pct	3FG-A	Pct	FT-A	Pct	REBOUNDS				PF	FO	A	TO	Blk	Stl	Pts	Avg
									Off	Def.	Tot.	Avg								
1977-78	8	N/A	195-525	.371	N/A	N/A	104-157	.662	N/A	N/A	339	42.4	160	5	95	-	-	-	494	61.8
1978-79	8	-	147-416	.353	N/A	N/A	85-120	.708	N/A	N/A	254	31.7	153	-	66	173	-	-	377	47.1
1979-80	12	-	-	.440	N/A	N/A	-	.634	N/A	N/A	-	-	-	-	-	-	-	-	-	64.4
1980-81	12	2403	299-676	.442	N/A	N/A	152-254	.598	N/A	N/A	414	34.5	161	3	182	199	19	105	750	62.5
1981-82	12	2398	285-626	.455	N/A	N/A	198-269	.736	N/A	N/A	369	30.8	184	5	161	223	23	111	768	64.0
1982-83	14	2800	396-897	.441	N/A	N/A	161-251	.641	N/A	N/A	454	32.4	281	6	205	263	40	176	953	68.1
1983-84	-	-	-	-	N/A	N/A	-	-	N/A	N/A	-	-	-	-	-	-	-	-	-	-
1984-85	14	-	-	.464	N/A	N/A	-	.676	N/A	N/A	-	-	-	-	272	-	-	-	1108	79.1
1985-86	14	2753	422-942	.448	N/A	N/A	176-264	.667	N/A	N/A	512	36.6	313	10	203	311	42	147	1020	72.9
1986-87	18	3625	484-1113	.435	0-0	.000	252-360	.700	-	-	749	41.6	319	3	249	382	67	178	1220	67.8
1987-88	20	4000	576-1305	.441	3-18	.167	330-481	.686	-	-	884	44.2	331	6	275	375	109	237	1485	74.3
1988-89	18	3600	518-1130	.458	4-22	.182	265-375	.707	248	422	743	41.3	324	7	312	346	77	167	1305	72.5
1989-90	18	3600	461-1023	.451	3-26	.115	192-294	.653	175	345	585	32.5	343	8	280	376	20	187	1117	62.1
1990-91	12	2525	337-797	.423	48-155	.310	166-260	.639	181	284	506	42.2	193	6	195	216	23	124	888	74.0
1991-92	14	2800	436-852	.512	45-100	.450	179-279	.642	199	333	574	41.0	259	7	263	271	52	128	1096	78.3
1992-93	14	2790	259-857	.419	28-89	.315	142-248	.573	187	301	542	38.7	275	11	179	214	49	159	888	63.4
1993-94	14	2759	405-869	.466	36-112	.321	198-303	.653	194	307	501	35.8	243	2	230	192	95	240	1044	74.6
1994-95	14	2794	407-849	.479	35-106	.330	195-313	.623	186	302	534	38.1	275	2	254	211	67	197	1044	74.6
1995-96	14	2800	364-823	.442	48-163	.294	155-269	.576	208	252	519	37.1	294	17	207	265	25	169	931	66.5
1996-97	16	3196	440-939	.469	41-136	.301	221-347	.637	217	328	607	37.9	282	5	272	298	35	230	1142	71.4
1997-98	14	2798	310-762	.407	48-162	.296	195-268	.728	154	261	469	33.5	244	5	171	294	52	114	863	61.6
1998-99	14	2815	319-777	.411	62-208	.298	162-252	.643	150	218	446	31.9	248	2	199	305	32	186	862	61.6
1999-00	14	2800	296-730	.405	64-185	.346	139-238	.584	174	300	474	33.9	215	7	192	300	37	119	795	56.8
2000-01	14	2800	286-714	.401	49-153	.320	162-266	.609	170	269	439	31.4	235	5	187	276	37	109	783	55.9
2001-02	14	2800	282-822	.343	60-195	.308	127-202	.629	197	286	483	34.5	278	10	156	241	35	134	751	53.6
2002-03	14	2800	260-716	.363	60-207	.290	131-207	.633	136	288	424	30.3	247	8	145	257	40	102	711	50.8
2003-04	14	2800	264-705	.374	62-210	.295	108-185	.584	120	301	421	30.1	249	8	141	223	39	98	698	49.9
2004-05	14	2800	278-729	.381	67-229	.293	163-238	.685	103	268	371	26.5	274	10	149	237	26	131	786	56.1

Bold indicates SDSU season records.

SDSU

AZTECS

RECORD BOOK

2005-06 WOMEN'S BASKETBALL