

2013 AZTEC SOFTBALL



SAN DIEGO STATE (35-18, 13-5 MW) | MAY 17-19 | GAMES 54-TBA
 RV/NO. 21 GEORGIA (38-19) | NO. 4/4 ARIZONA STATE (45-10) | SAN JOSE STATE (42-15)

2013 SCHEDULE (35-18, 13-5 MW)

| DATE | OPPONENT | TIME |
|----------|--------------------------------------|---------------|
| Feb. 7 | ~ vs. Creighton | W, 5-2 |
| Feb. 8 | ~ vs. Stephen F. Austin | L, 1-2 |
| | ~ vs. Northwestern | W, 7-5 |
| Feb. 9 | ~ vs. Western Michigan | W, 5-1 |
| | ~ vs. (13/14) Arizona | L, 2-3 |
| Feb. 14 | ! (24/22) KENTUCKY | L, 0-4 |
| Feb. 15 | ! (2/1) OKLAHOMA | L, 0-4 |
| | ! CAL POLY | W, 5-2 |
| Feb. 16 | ! NOTRE DAME | W, 4-0 |
| Feb. 17 | ! UC RIVERSIDE | W, 9-1 (5) |
| Feb. 21 | @ vs. (7/7) Missouri | L, 1-2 |
| | @ vs. Virginia | L, 2-5 |
| Feb. 22 | @ vs. Syracuse | W, 3-0 |
| Feb. 23 | @ vs. Ohio State | W, 5-0 |
| Feb. 24 | @ vs. (9/11) Oregon | L, 1-3 |
| Feb. 28 | # BRIGHAM YOUNG | W, 9-1 (5) |
| March 1 | # LONG BEACH STATE | L, 4-5 |
| March 2 | # UTAH STATE | W, 4-1 |
| March 3 | # (12/10) UCLA | L, 0-7 |
| March 8 | \$ vs. Iowa State | W, 7-4 (9) |
| | \$ vs. (9/8) Oregon | L, 2-3 |
| March 9 | \$ vs. (6/6) California | L, 0-1 |
| | \$ vs. Saint Mary's | W, 7-0 |
| March 10 | \$ vs. (23/rv) Oregon State | L, 5-9 |
| March 12 | IONA | W, 10-7 |
| March 13 | MIAMI (OH) | W, 13-0 (5) |
| March 14 | % BRYANT UNIVERSITY | W, 13-6 |
| | % SAN JOSE STATE | W, 2-0 |
| March 15 | % vs. Buffalo | W, 4-2 |
| March 16 | % vs. Seton Hall | W, 9-0 |
| | % vs. Texas Tech | W, 3-0 |
| March 28 | * NEW MEXICO | W, 4-1 |
| March 29 | * NEW MEXICO | W, 5-0 |
| March 30 | * NEW MEXICO | W, 1-0 |
| April 3 | SAN DIEGO | W, 3-1 |
| April 5 | * at Nevada | W, 6-3 |
| April 6 | * at Nevada | W, 8-1 |
| April 7 | * at Nevada | L, 2-4 |
| April 10 | at Cal State Fullerton | W, 2-1 |
| April 13 | at UC Riverside | L, 5-6 |
| April 16 | at San Diego | W, 4-1 |
| April 20 | * at Boise State | L, 3-5 |
| | * at Boise State | W, 3-2 (8) |
| April 21 | * at Boise State | L, 3-5 |
| April 26 | * FRESNO STATE | W, 5-3 |
| April 27 | * FRESNO STATE | W, 3-2 |
| April 28 | * FRESNO STATE | L, 0-4 |
| May 4 | * at Colorado State | L, 0-3 |
| May 5 | * at Colorado State | W, 12-4 (6) |
| May | * at Colorado State | W, 4-0 |
| May 9 | * UNLV | W, 5-1 |
| May 10 | * UNLV | W, 7-0 |
| May 11 | * UNLV | W, 2-1 |
| May 17 | ^ (rv/21) Georgia | 12:30 p.m. PT |
| May 18 | ^ (4/4) Arizona State/San Jose State | TBA |

National rankings in parenthesis at time of game
 (USA Today/NFCA/ESPN.com-USA Softball)
 Home games in CAPS at SDSU Softball Stadium
 ~ Kajikawa Classic (Tempe, Ariz.)
 ! Campbell/Cartier Classic (SDSU Softball Stadium)
 @ Mary Nutter Collegiate Classic (Cathedral City, Calif.)
 # San Diego Classic I (SDSU Softball Stadium)
 \$ Fresno State Classic (Fresno, Calif.)
 % San Diego Classic II (SDSU Softball Stadium/Santee, CA)
 * Mountain West game
 ^ NCAA Tempe Regional (Tempe, Ariz.)

Media Relations Contact: Jamie McConeghy
E-Mail: jmcconeg@mail.sdsu.edu
Twitter: https://twitter.com/McConeghySDSU
Cell Phone: (607) 435-5577
Office Phone: (619) 594-4348
Office Fax: (619) 582-6541
Website: www.GoAztecs.com

SIX-TIME MOUNTAIN WEST CHAMPIONS (2002, 2003, 2006, 2008, 2012, 2013)

San Diego State at the NCAA Tempe Regional Alberta B. Farrington Stadium - Tempe, Ariz. - May 17-19, 2013

San Diego State (35-18, 13-5 Mountain West) at NCAA Tempe Regional

When: Friday, May 17-Sunday, May 19 (SDSU's first game is Friday at 12:30 p.m. PT vs. rv/No. 21 Georgia)
Where: Tempe, Ariz. (Alberta B. Farrington Stadium) | **SDSU's Record in NCAA Regionals:** 12-16 (.429) | **Last NCAA Berth:** 2012 (2-2)
SDSU's All-Time Record Against Tempe Regional Opponents: SDSU trails Georgia, 1-0; SDSU trails Arizona State, 29-8; SDSU leads San Jose State, 18-13 | **Tournament Central:** <http://goo.gl/5AIO4> (copy and paste in browser)
Live TV: ESPNU | **Live Stats:** www.GoAztecs.com

NINE NCAA APPEARANCES (2001, 2003, 2006, 2008, 2009, 2010, 2011, 2012, 2013)

Aztec Softball Begins NCAA Tempe Regional Friday vs. rv/No. 21 Georgia

The San Diego State softball team begins its postseason this weekend when it travels to the campus of Arizona State to compete in the NCAA Tempe Regional.

INSIDE THE RELEASE

Pgs. 1-14Team/Player Notes
 Pg. 2.....Rosters/Van Wyk Bio
 Pgs. 15-16Miscellaneous Notes
 Pgs. 17-222013 Box Scores
 Pgs. 23-29Program Records
 Pgs. 30-32Statistics
 Pg. 33.....Broadcast Roster

The Aztecs (35-18) earned the No. 3 seed in the double-elimination

regional and will face second-seeded and rv/No. 21 Georgia (38-19) at 12:30 p.m. PT Friday. The No. 5 overall seed and No. 4/4 Arizona State (45-10) and San Jose State (42-15) will follow at 3 p.m. PT. The entire NCAA Tempe Regional will be broadcast live on ESPNU.

SDSU extended its school record with its sixth consecutive trip to the NCAA tournament and ninth appearance in 13 seasons by winning the Mountain West title and automatic bid with a 13-5 record.

For the second straight year, San Diego State will be in the toughest of the 16 regionals, according to RPI. The Tempe Regional (ASU - 11, UGA - 30, SDSU - 48 and SJSU - 55) averages a 36.00 RPI, ahead of the Knoxville Regional (39.75).

This year's national tournament features 64 teams, with four teams participating at 16 regional sites in a double-elimination tournament. The regional winners will advance to super regional competition for a best-of-three series from May 23-26 at eight campus sites. The remaining eight teams will advance to the Women's College World Series (WCWS), an eight-team, double-elimination tournament with the championship final being a best-of-three series. The WCWS will be conducted May 30-June 5 at the ASA Hall of Fame Stadium in Oklahoma City.

AZTECS AT A GLANCE

Overall Record: 35-18 (.660) **Home Record:** 18-5 (.783)
USA Today/NFCA Rank: NR **Away Record:** 7-5 (.583)
ESPN.com/USA Softball Rank: NR **Neutral Record:** 10-8 (.556)
NCAA RPI: 48th (May 13) **Last 5 Games:** 5-9 (1.000)
Final MW Record: 13-5 (.722) **vs. Top 5:** 0-1 (.000)
Final MW Standing: 1st **vs. Top 10:** 0-6 (.000)
Non-MW Record: 22-13 (.629) **vs. Top 25:** 0-9 (.000)
vs. 2013 NCAA Teams: 3-9 (.250) **vs. 2012 WCWS Teams:** 0-4 (.000)

NCAA TEMPE REGIONAL SCHEDULE (DOUBLE ELIMINATION)

FRIDAY, MAY 17, 2013

Game 1: 12:30 p.m. PT - (3) San Diego State (35-18) vs. (2) Georgia (38-19)
 Game 2: 3 p.m. - (4) San Jose State (42-15) at (1) Arizona State (45-10)

SATURDAY, MAY 18, 2013

Game 3: 3 p.m. PT - Winners of Game 1 and Game 2
 Game 4: 5:30 p.m. PT - Losers of Game 1 and Game 2
 Game 5: 8 p.m. PT - Loser of Game 3 and Winner of Game 4

SUNDAY, MAY 29, 2013

Game 6: 3 p.m. PT - Winner of Game 3 and Game 5
 *Game 7: 5:30 p.m. PT - *If necessary

AZTECS IN THE NCAA TOURNAMENT

2001: 3-2 (lost to UCLA, 11-0, in Regional Final) in Los Angeles, Calif.
2003: 1-2 (lost to Oregon, 4-1) in Fullerton, Calif.
2006: 2-2 (lost to UCLA, 7-0, in Regional Final) in Los Angeles, Calif.
2008: 1-2 (lost to Fresno State, 2-0 (11 innings)) in Fresno, Calif.
2009: 0-2 (lost to Cal State Fullerton, 8-2) in Tempe, Ariz.
2010: 1-2 (lost to Fresno State, 4-3) in Los Angeles, Calif.
2011: 2-2 (lost to Arizona State, 6-1) in Tempe, Ariz.
2012: 2-2 (lost to Hofstra, 2-1) in Los Angeles, Calif.
Overall Record: 12-16 (.429)

PROBABLE LINEUP

| POS. | NO. | NAME | YR. | B-T | HOMETOWN | G/GS | AVG. | HR | RBI | R | 2B | 3B | SLG% | OB% | SB-ATT | FLD% |
|------|-----|-----------------|-----|-----|-----------------------|-------|------|----|-----|----|----|----|------|------|--------|-------|
| LF | 22 | Kayla Jordan | So. | L-R | San Diego, Calif. | 53/53 | .324 | 6 | 23 | 37 | 8 | 6 | .533 | .374 | 13-17 | .972 |
| 2B | 8 | Tiffany Corder | Sr. | L-R | San Clemente, Calif. | 37/24 | .312 | 0 | 6 | 19 | 1 | 2 | .377 | .396 | 3-5 | .958 |
| CF | 99 | Patrice Jackson | Jr. | R-R | Kansas City, Mo. | 53/53 | .368 | 16 | 41 | 35 | 10 | 0 | .750 | .459 | 1-1 | .952 |
| DP | 14 | Lorena Bauer | Jr. | R-R | San Diego, Calif. | 53/53 | .421 | 13 | 49 | 22 | 18 | 2 | .805 | .477 | 2-2 | 1.000 |
| 1B | 1 | Kamerin May | Sr. | R-R | Corona, Calif. | 53/53 | .318 | 3 | 24 | 15 | 7 | 2 | .446 | .371 | 0-0 | .973 |
| C | 2 | Kristin May | Sr. | R-R | Corona, Calif. | 53/51 | .292 | 3 | 25 | 11 | 12 | 0 | .429 | .317 | 0-1 | .994 |
| 3B | 10 | Kayla Bufardeci | Fr. | R-R | Castro Valley, Calif. | 33/27 | .207 | 0 | 7 | 0 | 1 | 0 | .220 | .226 | 0-0 | .941 |
| or | 4 | Leia Ruiz | Fr. | L-R | Chino, Calif. | 39/23 | .215 | 0 | 3 | 9 | 0 | 0 | .215 | .307 | 1-2 | .920 |
| or | 27 | Kaitlin Connors | So. | R-R | San Diego, Calif. | 29/8 | .200 | 1 | 5 | 2 | 1 | 1 | .350 | .304 | 1-1 | .935 |
| SS | 9 | Monica Downey | Fr. | L-R | San Diego, Calif. | 53/52 | .211 | 0 | 6 | 17 | 2 | 0 | .226 | .261 | 4-6 | .897 |
| RF | 15 | Katie Mathis | Jr. | L-R | Grass Valley, Calif. | 42/36 | .270 | 1 | 8 | 17 | 5 | 0 | .350 | .397 | 5-10 | .929 |

PITCHERS

| POS. | NO. | NAME | YR. | HOMETOWN | W-L | G/GS | SV | ERA | IP | K | CG | SHO | K:BB | WHIP | OBA |
|------|-----|------------------|-----|-------------------|-------|-------|----|------|-------|-----|----|-----|------|------|------|
| LHP | 3 | Danielle O'Toole | Fr. | Upland, Calif. | 14-6 | 32/23 | 1 | 1.71 | 143.0 | 111 | 12 | 3/4 | 3.26 | 1.18 | .246 |
| RHP | 11 | Rebecca Arbino | Sr. | Clovis, Calif. | 20-12 | 40/27 | 2 | 1.96 | 207.1 | 196 | 19 | 5/4 | 5.94 | 1.10 | .235 |
| RHP | 14 | Lorena Bauer | Jr. | San Diego, Calif. | 1-0 | 3/3 | 0 | 6.30 | 10.0 | 8 | 1 | 0/0 | 1.80 | 1.80 | .302 |



KATHY VAN WYK

HEAD COACH | 17TH SEASON | CS FULLERTON, 1982

- As a player, Van Wyk earned All-America honors and won the Broderick Award, given to the best player in the nation, in 1982 after going 35-1 with a 0.18 ERA. The victories remain a school single-season record and .972 winning percentage was an NCAA Division I record until 2001. Her phenomenal season included four no-hitters, six one-hitters, back-to-back perfect games, 26 shutouts and 270 strikeouts.
- Is the school's all-time winningest coach with 576 victories, including a program-best 44 wins in 2008
- Earned her fourth Mountain West Coach of the Year award in 2012 after leading the Aztecs to a 13-5 mark in league play. She also won the award in 2002, 2006 and 2008.
- Has led SDSU to nine NCAA tournament appearances (2001, 2003, 2006, 2008, 2009, 2010, 2011, 2012 and 2013)
- Guided San Diego State to its sixth MW regular season title this year with a 13-5 record. The team's other championships came in 2002, 2003, 2006, 2008 and 2012.
- Coached her fourth All-American in 2012 in Hayley Miles. Miles was a second-team Easton All-American and a third-team NFCA pick.
- Has coached 59 all-conference selections, eight MW Pitchers of the Year, seven MW Freshmen of the Year, two MW Players of the Year and 108 conference player/pitcher of the week winners

NUMERICAL ROSTER

| NO. | NAME | POS. | HT. | B/T | YR | EXP | HOMETOWN | LAST SCHOOL |
|-----|------------------|--------|------|-----|--------|-----|-----------------------|------------------------|
| 00 | Hayley Miles | UTIL | 5-4 | R/R | Jr. | 2L | Antelope, Calif. | Center HS |
| 1 | Kamerin May | P | 5-6 | R/R | Sr. | 3L | Corona, Calif. | Santiago HS |
| 2 | Kristin May | C | 5-7 | R/R | Sr. | 3L | Corona, Calif. | Santiago HS |
| 3 | Danielle O'Toole | P | 5-8 | R/L | Fr. | HS | Upland, Calif. | St. Lucy's HS |
| 4 | Leia Ruiz | UTIL | 5-4 | L/R | Fr. | HS | Chino, Calif. | Chino HS |
| 7 | Jacki Campa | UTIL | 5-3 | L/R | So. | 1L | La Verne, Calif. | Bonita HS |
| 8 | Tiffany Corder | 2B | 5-6 | L/R | Sr. | 1L | San Clemente, Calif. | UC Santa Barbara |
| 9 | Monica Downey | SS | 5-6 | L/R | Fr. | HS | San Diego, Calif. | Madison HS |
| 10 | Kayla Bufardeci | 3B | 5-8 | R/R | Fr. | HS | Castro Valley, Calif. | Castro Valley HS |
| 11 | Rebecca Arbino | P | 6-0 | R/R | RS-Sr. | 1L | Clovis, Calif. | Texas A&M |
| 14 | Lorena Bauer | P/UTIL | 5-7 | R/R | Jr. | 2L | San Diego, Calif. | Steele Canyon HS |
| 15 | Katie Mathis | UTIL | 5-4 | L/R | Jr. | 2L | Grass Valley, Calif. | Bear River HS |
| 16 | Sam Vlot | 3B | 5-9 | R/R | Fr. | HS | Chowchilla, Calif. | Chowchilla HS |
| 17 | Stefani Polonia | OF | 4-11 | L/R | Jr. | TR | Pico Rivera, Calif. | Towson Univ. |
| 20 | Dominique Dinner | UTIL | 5-8 | R/R | Jr. | 1L | Monterey, Calif. | San Diego Mesa College |
| 21 | Elli Brown | 1B | 5-7 | R/R | Fr. | HS | Henderson, Nev. | Liberty Charter HS |
| 22 | Kayla Jordan | OF | 5-6 | L/R | So. | 1L | San Diego, Calif. | Bonita Vista HS |
| 25 | Victoria Kobold | OF | 5-4 | L/R | RS-Fr. | RS | Concord, Calif. | Clayton Valley HS |
| 27 | Kaitlin Connors | C | 5-9 | R/R | So. | 1L | San Diego, Calif. | La Costa Canyon HS |
| 99 | Patrice Jackson | OF | 5-9 | R/R | RS-Jr. | 2L | Kansas City, Mo. | Archbishop O'Hara HS |

ALPHABETICAL ROSTER

| NO. | NAME | POS. | HT. | B/T | YR | EXP | HOMETOWN | LAST SCHOOL |
|-----|------------------|--------|------|-----|--------|-----|-----------------------|------------------------|
| 11 | Rebecca Arbino | P | 6-0 | R/R | RS-Sr. | 1L | Clovis, Calif. | Texas A&M |
| 14 | Lorena Bauer | P/UTIL | 5-7 | R/R | Jr. | 2L | San Diego, Calif. | Steele Canyon HS |
| 21 | Elli Brown | 1B | 5-7 | R/R | Fr. | HS | Henderson, Nev. | Liberty Charter HS |
| 10 | Kayla Bufardeci | 3B | 5-8 | R/R | Fr. | HS | Castro Valley, Calif. | Castro Valley HS |
| 7 | Jacki Campa | UTIL | 5-3 | L/R | So. | 1L | La Verne, Calif. | Bonita HS |
| 27 | Kaitlin Connors | C | 5-9 | R/R | So. | 1L | San Diego, Calif. | La Costa Canyon HS |
| 8 | Tiffany Corder | 2B | 5-6 | L/R | Sr. | 1L | San Clemente, Calif. | UC Santa Barbara |
| 20 | Dominique Dinner | UTIL | 5-8 | R/R | Jr. | 1L | Monterey, Calif. | San Diego Mesa College |
| 9 | Monica Downey | SS | 5-6 | L/R | Fr. | HS | San Diego, Calif. | Madison HS |
| 99 | Patrice Jackson | OF | 5-9 | R/R | RS-Jr. | 2L | Kansas City, Mo. | Archbishop O'Hara HS |
| 22 | Kayla Jordan | OF | 5-6 | L/R | So. | 1L | San Diego, Calif. | Bonita Vista HS |
| 25 | Victoria Kobold | OF | 5-4 | L/R | RS-Fr. | RS | Concord, Calif. | Clayton Valley HS |
| 15 | Katie Mathis | UTIL | 5-4 | L/R | Jr. | 2L | Grass Valley, Calif. | Bear River HS |
| 1 | Kamerin May | P | 5-6 | R/R | Sr. | 3L | Corona, Calif. | Santiago HS |
| 2 | Kristin May | C | 5-7 | R/R | Sr. | 3L | Corona, Calif. | Santiago HS |
| 00 | Hayley Miles | UTIL | 5-4 | R/R | Jr. | 2L | Antelope, Calif. | Center HS |
| 17 | Stefani Polonia | OF | 4-11 | L/R | Jr. | TR | Pico Rivera, Calif. | Towson Univ. |
| 3 | Danielle O'Toole | P | 5-8 | R/L | Fr. | HS | Upland, Calif. | St. Lucy's HS |
| 4 | Leia Ruiz | UTIL | 5-4 | L/R | Fr. | HS | Chino, Calif. | Chino HS |
| 16 | Sam Vlot | 3B | 5-9 | R/R | Fr. | HS | Chowchilla, Calif. | Chowchilla HS |

HEAD COACH: Kathy Van Wyk (Cal State Fullerton, 1982), 17th season

ASSISTANT HEAD COACH: Stacey Nuveman Deniz (UCLA, 2002), fifth season

ASSISTANT COACH: Mia Longfellow (Oregon State, 2007), fourth season

VOLUNTEER COACH: Steve Miner (San Diego State, 1970), sixth season

PRONUNCIATIONS: Rebecca Arbino (Ar-BEAN-oh); Lorena Bauer (Lo-reen-ah BOW (like wow)-er), Kayla Bufardeci (BOO-far-dee-chee), Jacki Campa (Jack-ee); Victoria Kobold (Co-bold), Stacey Nuveman Deniz (Deh-neese); Mia Longfellow (Mee-ha); Leia Ruiz (LEE-ah), Kathy Van Wyk (van WIKE)

About the NCAA Tempe Regional (SDSU and Opponents)



No. 3 San Diego State
Location: San Diego, Calif.
Conference: Mountain West
Nickname: Aztecs
2013 Record: 35-18
MW Record: 13-5 (1st)
National Rankings: --
RPI Ranking: 48th
Vs. '13 NCAA Teams: 3-9
Batting Average: .293
Avg. Leader: Bauer (.421)
HR Leader: Jackson (16)
RBI Leader: Bauer (49)
ERA: 1.94
Wins Leader: Arbino (20)
ERA Leader: O'Toole (1.71)
SO Leader: Arbino (196)
Fielding Pct.: .956

No. 1 Arizona State
Location: Tempe, Ariz.
Conference: Pac-12
Nickname: Sun Devils
2013 Record: 45-10
Pac-12 Record: 16-8 (2nd)
National Rankings: 4/4
RPI Ranking: 11th
Vs. '13 NCAA Teams: 25-8
Batting Average: .337
Avg. Leader: Freeman (.385)
HR Leader: Coyle (19)
RBI Leader: Coyle (60)
ERA: 2.19
Wins Leader: Escobedo (25)
ERA Leader: Popescue (2.03)
SO Leader: Escobedo (289)
Fielding Pct.: .973

No. 2 Georgia
Location: Athens, Ga.
Conference: Southeastern
Nickname: Bulldogs
2013 Record: 38-19
SEC Record: 14-9 (4th, East)
National Rankings: n/21
RPI Ranking: 30th
Vs. '13 NCAA Teams: 9-14
Batting Average: .337
Avg. Leader: Wilson (.412)
HR Leader: Glasco (19)
RBI Leader: Wilson (63)
ERA: 3.18
Wins Leader: Glasco (17)
ERA Leader: Montemayor (2.48)
SO Leader: Glasco (124)
Fielding Pct.: .959

No. 4 San Jose State
Location: San Jose, Calif.
Conference: Western Athletic
Nickname: Spartans
2013 Record: 42-15
WAC Record: 17-4 (1st)
National Rankings: --
RPI Ranking: 55th
Vs. '13 NCAA Teams: 1-7
Batting Average: .282
Avg. Leader: Cox (.373)
HR Leader: Collins (9)
RBI Leader: Collins (36)
ERA: 1.49
Wins Leader: Pridmore (29)
ERA Leader: Pridmore (1.51)
SO Leader: Pridmore (250)
Fielding Pct.: .966

| YEAR | OVERALL | | | CONFERENCE | | |
|---------------|------------|--------------|-------------|------------|------------|-------------|
| | W | L | Pct. | W | L | Pct. |
| 1997 | 30 | 30 | .500 | 14 | 18 | .438 |
| 1998 | 24 | 35 | .407 | 14 | 17 | .452 |
| 1999 | 24 | 24 | .500 | 16 | 8 | .667 |
| WAC | 78 | 89 | .467 | 44 | 43 | .506 |
| 2000 | 35 | 27 | .565 | 13 | 7 | .650 |
| *2001 | 41 | 25 | .621 | 10 | 8 | .556 |
| 2002 | 41 | 22-1 | .648 | 14 | 4 | .778 |
| *2003 | 39 | 21 | .650 | 12 | 3 | .800 |
| 2004 | 37 | 23 | .617 | 14 | 6 | .700 |
| 2005 | 27 | 30 | .474 | 4 | 16 | .200 |
| *2006 | 34 | 15 | .694 | 15 | 3 | .833 |
| 2007 | 32 | 24 | .571 | 8 | 12 | .400 |
| *2008 | 44 | 17 | .721 | 15 | 5 | .750 |
| *2009 | 33 | 20 | .623 | 10 | 5 | .667 |
| *2010 | 34 | 16 | .680 | 11 | 4 | .733 |
| *2011 | 34 | 21 | .618 | 8 | 5 | .615 |
| *2012 | 32 | 24 | .577 | 9 | 3 | .750 |
| *2013 | 35 | 18 | .660 | 13 | 5 | .722 |
| MW | 498 | 303-1 | .622 | 157 | 86 | .646 |
| TOTALS | 576 | 392-1 | .594 | 201 | 129 | .609 |

* MADE NCAA TOURNAMENT

SDSU/NCAA Notes

- * SDSU is playing in its school-record sixth consecutive NCAA tournament. Never before this streak had San Diego State played in back-to-back tournaments.
- * The Aztecs are making their ninth trip to the NCAA tournament in 13 seasons and seventh over the past eight (San Diego State also played in the NCAA tournament in 2001, 2003, 2006, 2008, 2009, 2010, 2011 and 2012).
- * SDSU is 12-16 all-time at the NCAA's, with two of the losses coming at the hands of Arizona State. The Sun Devils are hosting San Diego State in the regional and the two teams could meet as early as Saturday.
- * Seniors Kameran May (Corona, Calif.) and Kristin May (Corona, Calif.) will be two of eight Aztecs in school history to be a part of four NCAA teams. SDSU has two other players who are graduating, but both - Rebecca Arbino (Clovis, Calif.) and Tiffany Corder (San Clemente, Calif.) = transferred into San Diego State in 2011. This will be Arbino's fourth NCAA tournament appearance as well, including two with Texas A&M (2009-10) and two with the Aztecs (2012-13).
- * SDSU has advanced to four NCAA regional finals (2001, 2006, 2011 and 2012), but has never made it to the NCAA Super Regionals.
- * San Diego State is 12-9 in the tournament when playing as a neutral team (0-7 as the road squad).
- * The Aztecs are 2-4 in Tempe, Ariz., all-time in the NCAA tournament after going 2-2 in the 2012 NCAA Tempe Regional at Arizona State.
- * For the second straight year, SDSU will be playing in the tournament's toughest regional. This weekend's Tempe Regional is the toughest of the 16 in the country, according to the RPI. With Arizona State (No. 11 RPI), Georgia (No. 30), San Diego State (No. 48) and San Jose State (No. 55), the quartet averages a 36.00 RPI, ahead of the Knoxville Regional (39.75) and Louisville Regional (40.50). Last year, the Los Angeles Regional averaged a 30.75 RPI, featuring UCLA (No. 13), Florida State (No. 16), the Aztecs (No. 45) and Hofstra (No. 49).
- * Sophomore Kayla Jordan (San Diego/Bonita Vista HS) is batting a team-high .364 (4-for-11) with a .455 slugging percentage and .417 on-base percentage for her career in NCAA tournament games. Junior Patrice Jackson (Kansas City, Mo.) (.235) and Kameran May (.214) are the only other SDSU players hitting over .200.
- * In the circle, Arbino is 1-3 with a 2.95 ERA over 19 career innings, including her time spent with Texas A&M. She has 15 strikeouts against five walks and has limited her opponents to a .219 average. Last year in her first NCAA tourney with San Diego State, Arbino was 0-1 with a 0.78 ERA over nine innings. She had six strikeouts without a walk and held her opponents to a .179 average.

SDSU/NCAA History

2001 - SDSU earns the No. 4 seed of six teams in the NCAA Regional I in its first-ever bid to the tournament ... The Aztecs open with two victories, the first over third-seeded Cal State Northridge, 2-0, and the second against No. 5 Wisconsin, 1-0 ... SDSU suffers its first loss, a 3-1, decision to top-seeded and host UCLA before rallying for a 6-1 triumph over Wisconsin to advance to the regional final ... However, the Aztecs couldn't overcome a 14-hit day by UCLA in a 11-0, five-inning setback.

2003 - The Aztecs start as the No. 5 seed of eight teams and fall to fourth-seeded Louisiana-Lafayette, 6-0 ... SDSU bounces back later in the day to down eighth-seeded Rider, 2-1 ... It would be the only win for the Aztecs, however, as No. 3 Oregon held on to a 4-1 victory in an elimination game.

2006 - SDSU earns the No. 2 seed of the four teams at the Los Angeles Regional ... The Aztecs fall, 1-0, to third-seeded Long Beach State in the opener ... San Diego State comes back the next day to down No. 4 Missouri State, 1-0, in an elimination contest ... The following day SDSU extracts revenge against Long Beach State with a 3-1 victory to move on to Sunday's final ... No.1 UCLA, however, would prove to be too much in a 7-0 win on its home field to capture the regional and advance to the NCAA Super Regionals.

2008 - Like 2006, the Aztecs earn the No. 2 seed of four at the Fresno Regional ... Like 2006, however, SDSU drops its first game by a 4-1 margin to eventual region champion California after scoring in the first inning to take a 1-0 lead ... The next day in sweltering heat, C Megan McDonald homers and LHP Christina Ross and RHP Samantha Beasley combine to six-hit Sacramento State in a 7-1 San Diego State win ... However, the Aztecs could only muster four hits later on in the day against Fresno State LHP Morgan Melloh in a 2-0, 11-inning loss which ended SDSU's best season ever at 44-17.

2009 - San Diego State enters the Tempe Regional as the No. 4 seed of four teams ... The Aztecs fell to host and defending national champion Arizona State, 5-0 ... SDSU was 0-for-8 with runners in scoring position and 0-for-14 with runners on base ... CF Brittany Knudsen and 1B Monica Alnes singled in the loss, while RHP Bailey Micetich took the loss ... San Diego State was eliminated the following day, surrendering a season-high five homers in a 8-2 loss to Cal State Fullerton ... Knudsen and LF Tonye McCorkle each had two hits, while RHP Samantha Beasley was tagged with the loss.

2010 - The Aztecs earn the No. 2 seed in the Los Angeles Regional ... SDSU wins its first game on the tourney, a 3-2 decision over No. 3 Fresno State, for the first time since 2001 ... C Eva Sahadjian hit a two-run homer and 3B Ashley Rose had an RBI single in the sixth inning as San Diego State downed the Bulldogs, 3-2 ... RHP Samantha Beasley picked up the win after stranding nine FS runners ... The next day, the Aztecs lost to UCLA, 4-3, on a walkoff single in the bottom of the seventh ... 2B Jessica Camello had three hits to pace the offense, while RHP Samantha Beasley took the loss ... SDSU would be eliminated later in the day by a 4-3 score to Fresno State ... SS Jen Wisneski homered, while Beasley took the loss (RHP Bailey Micetich retired the final 17 batters she faced in relief.

2011 - San Diego State gets the No. 3 seed at the Tempe Regional ... The Aztecs drop the first game to Long Beach State after making three errors ... 2B Lindsey Marquez homered and C Kristin May drove in SS Jen Wisneski for SDSU's other runs, while CF Hayley Miles doubled and drew a walk ... RHP Bailey Micetich took the loss after allowing five runs (one earned) ... San Diego State used two homers in each game the following day to win on a pair of elimination games ... 1B Justeen Maeva homered twice in the opener to rally the Aztecs past North Dakota State, 5-4 ... C Eva Sahadjian added a pair of hits ... In the nightcap, Miles hit a walkoff home run in the bottom of the ninth to get SDSU past Long Beach State, 6-4 ... It was her second homer of the day ... San Diego State's season would end the following day to the eventual national champion Arizona State by a 6-1 score ... Maeva had two hits to lead the offense, including an RBI single that scored 2B Lindsey Marquez.

2012 - The Aztecs received the No. 3 seed at the Los Angeles Regional ... SDSU beat No. 20/20 and No. 2 seed Florida State, 1-0, in the opener behind a complete game shutout by RHP Bailey Micetich ... She struck out seven and walked one over seven innings, allowing just four hits, including three infield singles ... LF Kayla Jordan and 1B Justeen Maeva had two hits apiece ... San Diego State then fell the following day to Hofstra, 2-0, after Olivia Galati allowed just three Aztec baserunners, while striking out 12 ... RHP Rebecca Arbino was the tough luck loser, allowing two runs (one earned) on just four hits (all singles) over seven innings with five strikeouts and no walks ... Micetich kept SDSU in the tournament in an elimination game

SAN DIEGO STATE UNIVERSITY QUICK FACTS

| | |
|----------------------------------|-------------------------------|
| Location | San Diego, Calif. |
| Founded | 1897 |
| Enrollment | 32,396 |
| President | Dr. Elliot Hirshman |
| Director of Athletics | Jim Sterk |
| Senior Woman Administrator | Jenny Brammer |
| Nickname | Aztecs |
| Colors | Scarlet and Black |
| Conference | Mountain West |
| Home Field (Capacity) | SDSU Softball Stadium (1,000) |

2013 SAN DIEGO STATE SOFTBALL QUICK FACTS

| | |
|--|--|
| Head Coach | Kathy Van Wyk (Cal State Fullerton, 1983) |
| Record at SDSU | 576-392-1 (.594), 17th season |
| Overall Record | Same |
| Softball Office Phone | (619) 594-1850 |
| Asst. Head Coach | Stacey Nuveman Deniz (UCLA, 2002) |
| Assistant Coach | Mia Longfellow (Oregon State, 2007) |
| Volunteer Coach | Steve Miner (San Diego State, 1970) |
| First Year of Division I Softball | 1977 |
| All-Time Record | 976-961-6 (.504), 37th season |
| NCAA Division I Tournament Appearances | Nine (2001, 2003, 2006, 2008-13) |
| 2012 Record | 32-24 (.571) |
| 2012 MW Record (Finish) | 9-3 (.750) (First) |
| 2012 Postseason | NCAA Los Angeles Regional (2-2) |
| Letterwinners Returning/Lost | 10/6 |
| Starters Returning/Lost | 6/3 |
| Pitchers Returning/Lost | 2/1 |
| Newcomers | 7 |
| Top Returners | 2012 Stats/Honors |
| Hayley Miles | |
| Jr., UT, .429, 20 HR, 49 RBI, 62 R, .909 SLG%, .519 OB% | |
| | *NFCA All-American (Third Team) |
| | *Easton All-American (Second Team) |
| | *NFCA All-West Region (Second Team) |
| | *Capital One Academic All-District Team (First Team) |
| | *Mountain West Co-Player of the Year |
| | *All-Mountain West Team |
| | *Three-time Mountain West Player of the Week |
| Kayla Jordan | |
| So., OF, .324, 1 HR, 14 RBI, 28 R, .455 SLG%, .400 OB% | |
| | *Mountain West Freshman of the Year |
| | *All-Mountain West Team |
| Rebecca Arbino | |
| RS-Sr., RHP, 13-11, 2.02 ERA, 15 CG, 5 SHO, 107 K, 38 BB | |
| | *All-Mountain West Team |
| | Two-time Mountain West Pitcher of the Week |
| Patrice Jackson | |
| RS-Jr., OF, .311, 11 HR, 39 RBI, .584 SLG%, .352 OB% | |
| | *All-Mountain West Team |

SAN DIEGO STATE MEDIA RELATIONS

| | |
|--|------------------------------------|
| Assistant Athletic Director, Media Relations | Mike May |
| Assistant Media Relations Directors | Dave Kuhn |
| | Jamie McConeghy (Softball Contact) |
| | Jim Solien |
| | Darin Wong |
| McConeghy Office Phone | (619) 594-4348 |
| McConeghy Cell Phone | (607) 435-5577 |
| McConeghy E-mail | jmcconeg@mail.sdsu.edu |
| SDSU Athletics Website | www.goaztecs.com |
| Mailing Address | SDSU Media Relations |
| | 3014 Aztec Athletics Center |
| | 5302 55th Street |
| | San Diego, CA 92182 |

SDSU's NCAA TOURNAMENT HISTORY

2001 - NCAA REGIONAL 1 - SEEDED 4TH/8 - LOS ANGELES, CALIF.

| | | |
|------|--------|--|
| GM3 | May 17 | (4) SDSU 2, (3) Cal State Northridge 0 |
| GM6 | May 18 | (4) SDSU 1, (5) Wisconsin 0 |
| GM9 | May 19 | (1) UCLA 3, (4) SDSU 1 |
| GM10 | May 19 | (4) SDSU 6, (5) Wisconsin 1 |
| GM11 | May 20 | (1) UCLA 11, (4) SDSU 0 (5 inn.) |

Record: 3-2 (2nd/8) SDSU - 2.00 RPG; OPP - 3.00 RPG

2003 - NCAA REGIONAL 6 - SEEDED 5TH/8 - FULLERTON, CALIF.

| | | |
|-----|--------|---------------------------------------|
| GM1 | May 15 | (4) Louisiana-Lafayette 6, (5) SDSU 0 |
| GM5 | May 15 | (5) SDSU 2, (8) Rider 0 |
| GM9 | May 16 | (3) Oregon 4, (5) SDSU 1 |

Record: 1-2 (6th/8) SDSU - 1.00 RPG; OPP - 3.33 RPG

2006 - NCAA REGIONAL 1 - SEEDED 2ND/4 - LOS ANGELES, CALIF.

| | | |
|-----|--------|------------------------------------|
| GM1 | May 19 | (3) Long Beach State 1, (2) SDSU 0 |
| GM4 | May 20 | (2) SDSU 1, (4) Missouri State 0 |
| GM5 | May 20 | (2) SDSU 3, (3) Long Beach State 1 |
| GM6 | May 21 | (1) UCLA 7, (2) SDSU 0 |

Record: 2-2 (2nd/4) SDSU - 1.00 RPG; OPP - 2.25 RPG

2008 - NCAA REGIONAL 16 - SEEDED 2ND/4 - FRESNO, CALIF.

| | | |
|-----|--------|--|
| GM1 | May 16 | (3) California 4, (2) SDSU 1 |
| GM4 | May 17 | (2) SDSU 7, (4) Sacramento State 1 |
| GM5 | May 17 | (1) Fresno State 2, (2) SDSU 0 (11 inn.) |

Record: 1-2 (3rd/4) SDSU - 2.67 RPG; OPP - 2.33 RPG

2009 - NCAA REGIONAL 10 - SEEDED 4TH/4 - TEMPE, ARIZ.

| | | |
|-----|--------|---------------------------------------|
| GM2 | May 15 | (1) Arizona State 5, (4) SDSU 0 |
| GM4 | May 16 | (3) Cal State Fullerton 8, (4) SDSU 2 |

Record: 0-2 (4th/4) SDSU - 1.00 RPG; OPP - 6.50 RPG

2010 - NCAA REGIONAL 5 - SEEDED 2ND/4 - LOS ANGELES, CALIF.

| | | |
|-----|--------|--------------------------------|
| GM1 | May 21 | (2) SDSU 3, (3) Fresno State 2 |
| GM3 | May 22 | (1) UCLA 4, (2) SDSU 3 |
| GM5 | May 22 | (3) Fresno State 4, (2) SDSU 3 |

Record: 1-2 (3rd/4) SDSU - 3.00 RPG; OPP - 3.33 RPG

2011 - NCAA REGIONAL 1 - SEEDED 3RD/4 - TEMPE, ARIZ.

| | | |
|-----|--------|---|
| GM1 | May 20 | (2) Long Beach State 6, (2) SDSU 2 |
| GM4 | May 21 | (3) SDSU 5, (4) North Dakota State 4 |
| GM5 | May 21 | (3) SDSU 6, (2) Long Beach State 4 (9 inn.) |
| GM6 | May 22 | (1) Arizona State 6, (3) SDSU 1 |

Record: 2-2 (2nd/4) SDSU - 3.50 RPG; OPP: 5.00 RPG

2012 - NCAA REGIONAL 12 - SEEDED 3RD/4 - LOS ANGELES, CALIF.

| | | |
|-----|--------|---------------------------------|
| GM1 | May 18 | (3) SDSU 1, (2) Florida State 0 |
| GM3 | May 19 | (4) Hofstra 2, (3) SDSU 0 |
| GM5 | May 19 | (3) SDSU 1, (2) Florida State 0 |
| GM6 | May 20 | (4) Hofstra 2, (3) SDSU 1 |

Record: 2-2 (2nd/4) SDSU - 0.75 RPG; OPP: 1.00 RPG

SDSU INDIVIDUAL NCAA TOURNEY RECORDS

| | | | |
|--|--|---------------------------|--|
| BATTING AVG. (Sahatdjian - 368) | | RBI (Maeva - 6) | |
| 1. J. Camello (2010)545 | | 1. J. Maeva (2011)6 | |
| 2. T. McCorkle (2009)500 | | 2. 5 tied at3 | |
| 3. J. Kovensky (2001)462 | | | |

| | | | |
|------------------------------------|--|-----------------------------|--|
| SLUGGING PCT. (Maeva - 548) | | WALKS (Knudsen - 6) | |
| 1. J. Maeva (2011)917 | | 1. L. Marquez (2011)4 | |
| 2. H. Miles (2011)833 | | B. Knudsen (2010)4 | |
| 3. J. Camello (2010)727 | | 3. H. Miles (2012)3 | |
| E. Floros (2006)727 | | | |

| | | | |
|-------------------------------------|--|-----------------------------------|--|
| ON BASE PCT. (Knudsen - 438) | | STOLEN BASES (3 tied at 2) | |
| 1. J. Camello (2010)545 | | 1. T. Wells (2008)2 | |
| 2. B. Knudsen (2009)500 | | J. Funk (2003)2 | |
| T. McCorkle (2009)500 | | 3. Nine tied at1 | |
| J. Kovensky (2001)500 | | | |

| | | | |
|-------------------------------|--|-----------------------------------|--|
| AT-BATS (Camello - 36) | | SAC HITS (Seven tied at 2) | |
| 1. J. Figueroa (2001)16 | | 1. M. Alnes (2010)2 | |
| 2. J. Camello (2011)15 | | Four others tied at2 | |
| 3. S. Hershman (2001)14 | | | |

| | | | |
|-------------------------------------|--|---|--|
| RUNS (Marquez, Wisneski - 5) | | WINS (Beasley, Durazo, Micetich - 3) | |
| 1. L. Marquez (2011)4 | | 1. S. Durazo (2001)3 | |
| 2. Eight tied at2 | | 2. B. Micetich (2012)2 | |
| | | 3. Seven tied at1 | |

| | | | |
|-----------------------------|--|---------------------------------|--|
| HITS (Camello - 10) | | ERA (Micetich - 1.72) | |
| 1. J. Camello (2010)6 | | 1. B. Micetich (2010)0.00 | |
| J. Kovensky (2001)6 | | 2. B. Micetich (2012)0.39 | |
| 3. J. Maeva (2011)5 | | 3. R. Arbino (2012)0.78 | |
| | | C. Velasquez (2006)0.78 | |

| | | | |
|-------------------------------------|--|-----------------------------------|--|
| HOME RUNS (Maeva, Miles - 2) | | STRIKEOUTS (Micetich - 39) | |
| 1. J. Maeva (2011)2 | | 1. B. Micetich (2012)28 | |
| H. Miles (2011)2 | | 2. S. Durazo (2001)26 | |
| 3. 11 tied at1 | | 3. C. Ross (2006)21 | |

* Career records in parenthesis

with a career-high 14 strikeouts vs. Florida State in another 1-0 win ... She gave up five hits (four singles) and no walks over seven innings ... San Diego State managed only one hit (DP Lorena Bauer) and PR Roshana Lavery scored the lone run ... The Aztecs were eliminated on Sunday in a 2-1 loss to Hofstra ... C Kristin May's groundout scored Jordan for SDSU's lone run, while Micetich (4.0 IP, 2 R, 1 ER, 7 K, 2 BB) took the loss.

SDSU Softball Sweeps Mountain West Awards

Fresh off winning its second straight Mountain West title and sixth overall, the San Diego State softball team swept the postseason individual awards, the league announced Tuesday. It is the first time in MW history that a team has won all four awards (pitcher of the year was not given out in 2000 when Utah won the other three awards).

Junior Patrice Jackson (Kansas City, Mo.) was named the MW Player of the Year, senior Rebecca Arbino (Clovis, Calif.) was chosen as the MW Pitcher of the Year, Danielle O'Toole (Upland, Calif.) was picked as the MW Freshman of the Year and Kathy Van Wyk was selected as the MW Coach of the Year. Additionally, junior Lorena Bauer (San Diego/Steele Canyon HS) joined Jackson, Arbino and O'Toole on the all-conference team.

Jackson became the second Aztec to garner player-of-the-year accolades, joining Hayley Miles, who was the co-player of the year in 2012. In MW games, Jackson led the league in slugging percentage (.1042), runs (19), home runs (9) and total bases (50), while tying for first with 19 RBIs. She also ranked fifth in on-base percentage (.508) and ninth in batting average (.396), and made just one error in 18 chances in right field and center field. It was her second all-conference selection (also 2012). Overall, Jackson is batting .368 with a team-high 16 homers. She is ranked second on the team in batting average, runs (35), RBIs (41), total bases (114), slugging percentage (.750) and on-base percentage (.459).

Arbino, meanwhile, became SDSU's eighth pitcher-of-the-year in the league's 14-year history after going 8-4 in conference games with a 2.02 ERA over 76 1/3 innings. The right-hander led the MW in wins, appearances (15, tied) and strikeouts (73), and was second in ERA, opponent batting average (.235) and innings pitched. She also had seven complete games in 10 starts, a save and was a part of four San Diego State shutouts. Overall, Arbino is 20-12 with a 1.96 ERA in 207 1/3 innings. She has 196 strikeouts and has limited the opposition to a .235 average.

O'Toole became the seventh Aztec to be named the MW Freshman of the Year, the third straight (also Miles in 2011 and Kayla Jordan in 2012) and fourth in five years (Bailey Micetich in 2009). O'Toole went 5-1 in conference action with a league-low 1.49 ERA. She also was third in opponent batting average (.246), eighth in strikeouts (31) and 10th in innings pitched (47.0). The left-hander played a part in three of team's four shutouts in conference play. On the season, O'Toole is 14-6 with a team-best 1.71 ERA over 143 innings. Her ERA ranks 40th in the country and fifth among freshmen. Her opponents are hitting just .246 off her.

Van Wyk, the all-time winningest coach in program history who has led SDSU to all nine of its NCAA tournament appearances and all six MW titles, was named the coach of the year for the fourth time (also 2002, 2006 and 2008). Van Wyk helped San Diego State win its final five games en route to winning the league title and automatic bid into the NCAA tournament with a 13-5 record. For her career, Van Wyk is 576-392-1 (.594) and 157-86 (.646) in Mountain West games. She has coached four All-Americans, 59 all-conference selections, eight MW pitchers of the year, seven MW freshmen of the year, two MW players of the year and 106 conference player/pitcher of the week winners. Van Wyk became the 10th MW Coach-of-the-Year from San Diego State during the 2012-13 year.

Bauer became an all-conference selection for the first time in her illustrious career. In MW games, Bauer, who owns four career program records, led the league in batting average (.469), and was second in slugging percentage (.878) and on-base percentage (.536), and third in doubles (5, tied), home runs (5) and total bases (43). Overall, Bauer ranks 36th in the country in batting average (.421), and also leads the Aztecs in hits (67), doubles (18), RBIs (49), total bases (128), slugging percentage (.805) and on-base percentage (.477).

SDSU's Arbino & Bauer Earn MW Weekly Awards

San Diego State senior Rebecca Arbino (Clovis, Calif.) and junior Lorena Bauer (San Diego/Steele Canyon HS) each earned Mountain West weekly awards, the league announced Tuesday. Arbino was chosen as the MW Pitcher of the Week and Bauer was selected the MW Player of the Week.

The duo helped the Aztecs sweep UNLV (5-1, 7-0 and 2-1) over the weekend en route to claiming their sixth Mountain West title and automatic bid into the NCAA tournament.

Arbino went 2-0 with a 0.93 ERA over 15 innings in the circle. The right-hander struck out 16 against two walks, while limiting the opposition to a .196 average on 11 singles. In the opener on Thursday, Arbino tossed a complete game, allowing one run on four hits and a walk over seven innings, while striking out 11. She pitched one inning of scoreless relief on Friday, giving up one hit. On Saturday, Arbino scattered one run on six hits and a walk over seven innings with five strikeouts.

Bauer batted .571 (.4-for-7), leading the team in batting average, doubles (1), home runs (2), RBIs (7), total bases (11), slugging percentage (1.571), walks (3, tied) and on-base percentage (.700). On Thursday, Bauer was 2-for-2 with a home run, double, walk, three RBIs and a run. On Friday, she was 2-for-3 with a homer, walk, four RBIs and two runs scored. On Saturday, Bauer was 0-for-2 with a walk.

SDSU Team and Individual Notes

OFFENSIVE NOTES

2013: 414-for-1,411 (.293), 43 HR, .449 SLG%, .359 OB% **MW:** 125-for-460 (.272), 21 HR, .452 SLG%, .333 OB%
Home: 196-for-605 (.324), 15 HR, .456 SLG%, .394 OB% **Road:** 218-for-806 (.270), 28 HR, .444 SLG%, .332 OB%
Day: 226-for-784 (.288), 29 HR, .458 SLG%, .359 OB% **Night:** 188-for-627 (.300), 14 HR, .439 SLG%, .359 OB%

Program Rankings (top-3 only): 2nd in slugging percentage (.449), 2nd in on-base percentage (.359), 2nd in home runs (43), 2nd in total bases (634), 3rd in batting average (.293), 3rd in triples (13)

NCAA Rankings (top-100 only) (as of 5/13): T-34th in triples per game (0.25), 52nd in slugging percentage (.449), 56th in batting average (.293), 77th in home runs per game (0.81), T-97th in doubles per game (1.23)

MW Rankings (as of 5/13): 2nd in batting average (.293), 2nd in slugging percentage (.449), 2nd in hits (414), 2nd in total bases (634), 2nd in sacrifice flies (11), 3rd in doubles (65), 3rd in triples (13), 3rd in home runs (43), 3rd in sacrifice bunts (40), 4th in on-base percentage (.359), 4th in runs (229), 4th in RBIs (199), 4th in total plate appearances (1,613), 4th in at-bats (1,412), 4th in walks (136), 4th in stolen bases (43), 6th in hit by pitch (14)

The Aztecs have 43 home runs in 53 games (0.81 per game), just below of last year's pace of 58 homers in 56 games (1.04 per game) ... SDSU is 21-5 this season when it hits at least one home run (14-13 when it is homerless) ... San Diego State is ranked second in batting average (.293), slugging percentage (.449), hits (414), total bases (634) and sacrifice flies (11) ... If the season ended today, the Aztecs would rank second all-time in program history in slugging percentage (.449), on-base percentage (.359), home runs (43) and total bases (634), and third in batting average (.293) and triples (11) ... SDSU is also 15-4 when scoring in the first inning, 30-6 when scoring first and 26-2 when leading after five innings ... San Diego State is outscoring the opposition, 229-128, this season The Aztecs' highest scoring inning is the fourth, where they are outscoring their opponents, 43-5 ... SDSU is hitting .308 (16-for-52) with the bases loaded and .296 (138-for-467) with runners in

scoring position ... San Diego State has used 34 different lineups in 53 games.

#14 LORENA BAUER P/UT 5-7 R/R JR. **SAN DIEGO, CALIF. (STEELE CANYON HS)**
2013: 67-for-159, 13 HR, 49 RBI, 18 2B **MW:** 23-for-49, 5 HR, 15 RBI, 6 R, 5 2B **Last Week:** 4-for-7, 2 HR, 7 RBI, 3 R, 3 BB
Last 10: 11-for-27, 2 HR, 10 RBI, 3 R **NCAA Tourney:** 3-for-22, RBI, 2B, HBP **vs. ASU:** 1-for-3
vs. UGA: N/A **vs. SJSU:** 0-for-2, BB **Streak:** 0 G

SDSU Career Rankings (top 10): 1st in home runs (41), 1st in RBIs (133), 1st in extra-base hits (79), T-1st in doubles (36), 2nd in slugging percentage (.711), 2nd in OPS percentage (1.093), 4th in total bases (305), 7th in batting average (.331), 8th in on-base percentage (.382)

SDSU Single-Season Rankings (top 10): T-1st in RBIs (49), 2nd in batting average (.421), 2nd in slugging percentage (.805), 2nd in OPS percentage (1.282), 2nd in extra-base hits (33), 2nd in doubles (18), 2nd in total bases (128), T-4th in home runs (13)

NCAA Rankings (top-100) (as of 5/13): T-10th in doubles (18), 22nd in slugging percentage (.805), 36th in batting average (.421), T-71st in RBIs (49), T-75th in home runs (13), 95th in on-base percentage (.477)

MW Rankings (top 10) (as of 5/13): 1st in batting average (.421), 1st in slugging percentage (.805), 1st in on-base percentage (.477), 1st in total bases (128), T-1st in doubles (18), 2nd in home runs (13), 2nd in hits (67), 2nd in RBIs (49), T-8th in triples (2)

Is the most prolific power hitter in school history with 41 home runs in just 150 games ... Broke the school's all-time record of 17 just five games into her sophomore season last year ... Also is first all-time at SDSU in RBIs (133) and extra-base hits (79), tied for first in doubles (36), and second in slugging percentage (.711) and OPS percentage (1.093) ... Has 18 doubles, which ranks in a tie for 10th in the country ... Has 13 homers this year, which is second in the Mountain West ... Also leads the league in batting average (.421), slugging percentage (.805), on-base percentage (.477), total bases (128) and doubles (18, tied) ... Was named the all-MW team after leading the league in conference games in batting average (.469), and ranking second in slugging percentage (.878) and on-base percentage (.536), and third in doubles (5, tied), home runs (5) and total bases (43) ... Seven of her 13 homers this season have put San Diego State in the lead, while two were eventual game-winners ... Also leads the Aztecs in multi-hit games (22), multi-RBI games (13), go-ahead RBIs (19), and game-winning RBIs (11) ... Is hitting a team-high 430 (40-for-93) with runners on base, a team-best .431 (28-for-65) with runners in scoring position and 3-for-5 with two doubles and five RBIs with the bases loaded ... Was named the Mountain West Co-Player of the Week on Feb. 12 after hitting .438 (7-for-16) with four home runs and nine RBIs over five games at the Kajikawa Classic ... Was 2-for-3 with a solo homer in the team's opener vs. Creighton (2/7) ... Went 2-for-4 with a go-ahead three-run homer in the fifth vs. Northwestern (2/8) ... Was 2-for-4 with a two-run homer and a two-run double vs. Western Michigan (2/9) ... Was 1-for-2 with a leadoff homer in the second that put SDSU in the lead and a walk vs. No. 13/14 Arizona (2/9) ... Batted .267 (4-for-15) with a home run, three RBIs, two runs and a triple at the Campbell/Cartier Classic from Feb. 14-17 ... Was 1-for-2 with a run, walk and first career triple vs. Cal Poly (2/15) ... Singled and stole a base against Notre Dame (2/16) ... Was 2-for-3 with a homer, three RBIs and a run vs. UC Riverside (2/17) ... Hit .308 (4-for-13) with two doubles, three RBIs, three walks and a stolen base at the Mary Nutter Collegiate Classic from Feb. 21-24 ... Doubled in back-to-back games vs. Virginia (2/21) and Syracuse (2/22) with an RBI vs. the Orange ... Had a pair of RBI singles, a walk and a stolen base vs. Ohio State (2/23) ... Batted .400 (6-for-15) with three RBIs, three runs and four doubles at the San Diego Classic I from Feb. 28-March 3 ... Was 4-for-4 with two RBIs, two runs and three doubles, which tied an NCAA record (according to the NCAA record book), vs. Brigham Young (2/28) ... Finished 2-for-4 with an RBI, run and a double against Utah State (3/2) ... Batted .500 (8-for-16) with a home run, three RBIs, two runs, three doubles and a triple at the Fresno State Classic from March 8-10 ... Was 3-for-4 a solo homer and a double vs. Iowa State (3/8) ... Singled and walked against No. 9/8 Oregon (3/8) later in the day ... Had a double, a run and a walk vs. Saint Mary's (3/9) ... Was 2-for-4 with two RBIs and a double vs. No. 23/rv Oregon State (3/10) ... Finished 11-for-23 (.478) with two homers, 11 RBIs and three runs over San Diego State's seven games from March 12-16 ... Was 3-for-3 with a homer, double, five RBIs and a run vs. Miami (3/13) ... Had two hits and an RBI against Bryant (3/14) ... Had two doubles and an RBI against Buffalo (3/15) ... Was 2-for-2 with an RBI and a run vs. Seton Hall (3/16) ... Had a two-run homer vs. Texas Tech (3/16) later in the night ... Hit .375 (3-for-8) with an RBI in SDSU's three-game series with New Mexico from March 28-30 ... Was 2-for-3 with the game-winning RBI against New Mexico (3/30) ... Batted .455 (5-for-11) with a homer and three RBIs over San Diego State's four games from April 3-7 ... Had a two-run single and scored vs. San Diego (4/3) ... Was 1-for-2 with a walk in the Nevada (4/5) opener ... Had three hits, including a solo homer in the second game vs. the Wolf Pack (4/6) ... Had a walk and a sac bunt in the Nevada finale (4/7) ... Was 2-for-4 with a run and two walks in the Aztecs' two non-conference games at Cal State Fullerton (4/10) and UC Riverside (4/13), including a 1-for-1 outing with a run and two walks vs. UCR ... Was 6-for-13 (.462) with two homers, three RBIs, two runs and two doubles over SDSU's four games from April 16-21 ... Finished 3-for-3 with two doubles and a run in the series opener at Boise State (4/20) ... Had two solo homers, which tied a school single-game record, in the nightcap vs. BSU (4/20) ... Was 3-for-9 (.333) with two RBIs, two doubles and a walk over San Diego State's three-game series with Fresno State from April 26-30 ... Had two hits, including a bases loaded, two-run, ground-rule double, and two runs in the second game of the series vs. the Bulldogs (4/27) ... Doubled and drew a walk in the FS finale (4/28) ... Was 4-for-10 (.400) with an RBI over the Aztecs' series at Colorado State from May 4-5 ... Was 2-for-3 in the opener of a doubleheader vs. the Rams (5/5) and 2-for-3 with an RBI in the nightcap (5/5) ... Was named the Mountain West Player of the Week on May 14 after batting .571 (4-for-7) over SDSU's series with UNLV from May 9-11, leading the team in batting average, doubles (1), home runs (2), RBIs (7), total bases (11), slugging percentage (1.571), walks (3, tied) and on-base percentage (.700) ... Was 2-for-2 with a homer, double, walk, three RBIs and a run in the opener (5/9) ... Finished 2-for-3 with a home run, four RBIs, and two runs in the middle game (5/10) ... SDSU is 10-2 when she homers this season.

| Year | Avg | GP-GS | AB | R | H | 2B | 3B | HR | RBI | TB | SLG% | BB | HBP | SO | GDP | OB% | SF | SH | SB-ATT | PO | A | E | FLD% |
|--------------|-------------|----------------|------------|-----------|------------|-----------|----------|-----------|------------|------------|-------------|-----------|----------|-----------|----------|-------------|----------|----------|------------|-----------|----------|----------|-------------|
| 2011 | .259 | 55-54 | 147 | 20 | 38 | 10 | 0 | 15 | 48 | 93 | .633 | 7 | 0 | 26 | 1 | .287 | 3 | 1 | 2-2 | 25 | 4 | 2 | .935 |
| 2012 | .301 | 42-39 | 123 | 19 | 37 | 8 | 0 | 13 | 36 | 84 | .683 | 13 | 1 | 20 | 1 | .370 | 1 | 1 | 0-0 | 3 | 0 | 0 | 1.000 |
| 2013 | .421 | 53-53 | 159 | 22 | 67 | 18 | 2 | 13 | 49 | 128 | .805 | 17 | 0 | 16 | 2 | .477 | 0 | 3 | 2-2 | 8 | 2 | 0 | 1.000 |
| TOTAL | .331 | 150-146 | 429 | 61 | 142 | 36 | 2 | 41 | 133 | 305 | .711 | 37 | 1 | 62 | 4 | .382 | 4 | 5 | 4-4 | 36 | 6 | 2 | .955 |

#10 KAYLA BUFARDECI 3B 5-8 R/R FR. **CASTRO VALLEY, CALIF. (CASTRO VALLEY HS)**
2013: 17-for-82, 7 RBI, 2B, 2 BB, 2 SH **MW:** 6-for-34, 2 RBI, BB, SH **Last Week:** 0-for-2
Last 10: 3-for-22, RBI **NCAA Tourney:** N/A **vs. ASU:** N/A
vs. UGA: N/A **vs. SJSU:** N/A **Streak:** 0 G

Has started 27 games this year, all at third base, and has played in 33 overall ... Is an athletic player, who played for the USA Women's Baseball National Team in the IFAF World Cup over the summer ... Was 3-for-16 (.188) in her first weekend of collegiate softball at the Kajikawa Classic from Feb. 7-9 ... Had an RBI single in her first collegiate at-bat vs. Creighton (2/7) and later added another single ... Had her first-ever double the following day against Stephen F. Austin (2/8), one of just SDSU's three hits ... Was 0-for-4 over two games (one start) at the Campbell/Cartier Classic from Feb. 14-17 ... Was 0-for-3 over two games (one start) at the Mary Nutter Collegiate Classic from Feb. 21-24 ... Came off the bench one time at the San Diego Classic from Feb. 28-March 3, striking out vs. Long Beach State (3/1) in a pinch hit opportunity ... Logged two

AZTECS IN THE 2013 NCAA RANKINGS

(OUT OF 290 TEAMS; AS OF MAY 13)

| SDSU Category | All Games Stat | Rank |
|-----------------------|----------------|---------|
| Batting Average | .294 | 56th |
| Runs Per Game | 4.32 | T-134th |
| Home Runs Per Game | 0.81 | 77th |
| Doubles Per Game | 1.23 | T-97th |
| Triples Per Game | 0.25 | T-34th |
| Stolen Bases Per Game | 0.81 | T-161st |
| Slugging Percentage | .449 | 52nd |
| Earned Run Average | 1.94 | 18th |
| Winning Percentage | .660 | 55th |
| Fielding Percentage | .956 | 162nd |
| Double Plays Per Game | 0.30 | 90th |

| (top-100 players; top-50 pitchers) | Player | Category | All Games Stat | Rank |
|------------------------------------|------------------|-----------------|----------------|--------|
| | Rebecca Arbino | BB Per 7 IP | 1.11 | 23rd |
| | Lorena Bauer | Doubles | 18 | T-10th |
| | | Slugging Pct. | .805 | 22nd |
| | | Batting Avg. | .421 | 36th |
| | | RBIs | 49 | T-71st |
| | | Home Runs | 13 | T-75th |
| | | On-Base Pct. | .477 | 95th |
| | Patrice Jackson | Home Runs | 16 | T-31st |
| | | Slugging Pct. | .750 | T-45th |
| | | Sacrifice Flies | 3 | T-72nd |
| | Kayla Jordan | Triples | 6 | T-10th |
| | Kamerin May | Sacrifice Flies | 3 | T-72nd |
| | Danielle O'Toole | ERA | 1.71 | 40th |

AZTECS IN THE 2013 MW RANKINGS (FINAL)

| SDSU Category | All Games Stat | Rank | MW Games Stat | Rank |
|-------------------------|----------------|-------|---------------|-------|
| Batting Average | .293 | 2nd | .271 | 6th |
| Slugging Percentage | .449 | 2nd | .451 | 3rd |
| On Base Percentage | .359 | 4th | .333 | 6th |
| Runs | 229 | 4th | 73 | 5th |
| Hits | 414 | 2nd | 125 | 6th |
| Runs Batted In | 199 | 4th | 64 | 5th |
| Doubles | 65 | 3rd | 18 | 5th |
| Triples | 13 | 3rd | 1 | T-6th |
| Home Runs | 43 | 3rd | 21 | 2nd |
| Total Bases | 634 | 2nd | 208 | 4th |
| Total Plate Appearances | 1,613 | 4th | 525 | 6th |
| At-Bats | 1,412 | 4th | 461 | 7th |
| Walks | 136 | 4th | 39 | 5th |
| Hit By Pitch | 14 | 6th | 6 | T-4th |
| Sacrifice Bunts | 40 | 3rd | 14 | T-2nd |
| Sacrifice Flies | 11 | 2nd | 5 | T-1st |
| Stolen Bases | 43 | 4th | 12 | T-3rd |
| Earned Run Average | 1.94 | 1st | 1.70 | 1st |
| Opposing Batting Avg. | .241 | 1st | .239 | 2nd |
| Innings Pitched | 360.1 | 1st | 123.1 | 3rd |
| Strikeouts | 315 | 1st | 104 | 1st |
| Wins | 35 | 1st | 13 | 1st |
| Win Percentage | .660 | 1st | .722 | 1st |
| Saves | 3 | T-2nd | 1 | T-3rd |
| WHIP (BB + H/IP) | 1.15 | 1st | 1.14 | 1st |
| Fielding Percentage | .956 | 6th | .953 | 6th |
| Chances | 1,585 | 4th | 532 | 4th |
| Putouts | 1,081 | 1st | 370 | 3rd |
| Assists | 435 | 5th | 137 | 6th |
| Double Plays | 16 | 5th | 6 | T-4th |
| Caught Stealing By | 14 | 2nd | 3 | T-3rd |

| <i>(top-10 players; top-5 pitchers)</i> | | All Games | | MW Gms | |
|---|--------------------|-----------------|--------|--------|-------|
| Player | Category | Stat | Rank | Stat | Rank |
| Rebecca Arbino | Wins | 20 | 1st | 8 | 1st |
| | Strikeouts | 196 | 1st | 73 | 1st |
| | Opp. Bat. Avg. | .235 | 1st | .235 | 2nd |
| | Saves | 2 | T-1st | 1 | T-2nd |
| | Appearances | 40 | 2nd | 15 | T-1st |
| | ERA | 1.96 | 2nd | 2.02 | 2nd |
| | Inn. Pitched | 207.1 | 2nd | 76.1 | 2nd |
| | Gms. Started | 27 | T-4th | 10 | T-4th |
| Lorena Bauer | Batting Avg. | .421 | 1st | .469 | 1st |
| | Slugging Pct. | .805 | 1st | .878 | 2nd |
| | On-Base Pct. | .477 | 1st | .536 | 2nd |
| | Total Bases | 128 | 1st | 43 | 3rd |
| | Doubles | 18 | T-1st | 5 | T-3rd |
| | Home Runs | 13 | 2nd | 5 | 3rd |
| | Hits | 67 | 2nd | 23 | T-5th |
| | RBI's | 49 | 2nd | 15 | T-6th |
| | Triples | 2 | T-8th | 0 | |
| | Sacrifice Bunts | 3 | | 2 | T-8th |
| Tiffany Corder | Sacrifice Flies | 2 | T-7th | 2 | T-2nd |
| | Triples | 2 | T-8th | 0 | |
| | Sacrifice Bunts | 5 | | 2 | T-8th |
| Monica Downey | Assists | 118 | 1st | 42 | T-5th |
| Patrice Jackson | Home Runs | 16 | 1st | 9 | 1st |
| | Slugging Pct. | .750 | 2nd | 1.042 | 1st |
| | Total Bases | 114 | 2nd | 50 | 1st |
| | RBI's | 41 | T-3rd | 19 | T-1st |
| | Sacrifice Flies | 3 | T-3rd | 1 | T-3rd |
| | Walks | 26 | 4th | 11 | T-5th |
| | On-Base Pct. | .459 | 6th | .508 | 5th |
| | Batting Avg. | .368 | 6th | .396 | 8th |
| Kayla Jordan | Hits | 56 | 8th | 19 | |
| | Runs | 35 | 9th | 19 | 1st |
| | Doubles | 10 | | 4 | T-9th |
| | Triples | 6 | 3rd | 1 | |
| | Total Plate App. | 202 | 3rd | 67 | T-8th |
| | At-Bats | 182 | T-3rd | 61 | T-6th |
| | Total Bases | 97 | 4th | 23 | T-5th |
| | Stolen Bases | 13 | 5th | 7 | 3rd |
| Katie Mathis | Hits | 59 | 7th | 17 | |
| | Runs | 37 | T-7th | 10 | |
| | Slugging Pct. | .533 | 8th | .377 | |
| | Home Runs | 6 | T-10th | 1 | |
| | Hit by Pitch | 3 | | 2 | T-8th |
| | Sacrifice Bunts | 4 | | 2 | T-8th |
| | Hit by Pitch | 4 | | 2 | T-8th |
| | Kamerin May | Sacrifice Flies | 3 | T-3rd | 1 |
| Sacrifice Bunts | | 7 | T-4th | 4 | 3rd |
| Chances | | 365 | 5th | 120 | 5th |
| Putouts | | 341 | 5th | 114 | 6th |
| Triples | | 2 | T-8th | 0 | |
| Kristin May | | Runners PO | 3 | 1st | 0 |
| | Caught Stealing By | 14 | 1st | 3 | T-3rd |
| | Chances | 330 | 7th | 116 | 7th |
| | Putouts | 304 | 7th | 109 | 7th |
| | Doubles | 12 | 8th | 3 | |
| | Home Runs | 3 | | 3 | T-5th |
| Danielle O'Toole | Sacrifice Bunts | 3 | | 2 | T-8th |
| | ERA | 1.71 | 1st | 1.49 | 1st |
| | Fielding Pct. | 1.000 | T-1st | 1.000 | |
| | Opp. Bat. Avg. | .245 | 5th | .246 | 3rd |
| Wins | 14 | | 5 | 5th | |

starts at the Fresno State Classic from March 8-10, going 2-for-8 (.250) with an RBI and a sac bunt ... Had two hits and an RBI in a start vs. Saint Mary's (3/9) ... Batted .400 (4-for-10) with two RBIs over San Diego State's seven games from March 12-16 ... Recorded two singles and an RBI in back-to-back starts at third base vs. Iona (3/12) and Bryant (3/14) ... Came off the bench once over the MW-opening home series against New Mexico from March 28-30, reaching via error on the March 29 game ... Went 3-for-7 (.429) with a RBI over SDSU's four games from April 3-7 ... Had an RBI single in a start in the Nevada opener (4/5) and had singles in the next two games with starts on April 6-7 ... Was 2-for-5 with an RBI in San Diego State's two non-conference games at Cal State Fullerton (4/10) and UC Riverside (4/13), with the RBI single coming vs. UCR ... Was 1-for-7 with two walks and a sac bunt over SDSU's four games from April 16-21 ... Finished 1-for-9 (.111) over the Aztecs' three-game series vs. Fresno State from April 26-28 ... Was 1-for-9 (.111) with an RBI over San Diego State's series at Colorado State from May 4-5 ... Had an RBI and a single in the nightcap of a doubleheader vs. CSU (5/5) ... Was 0-for-2 over SDSU's series with UNLV from May 9-11 ... The Aztecs are 9-4 when she has at least one hit.

| Year | Avg | GP-GS | AB | R | H | 2B | 3B | HR | RBI | TB | SLG% | BB | HBP | SO | GDP | OB% | SF | SH | SB-ATT | PO | A | E | FLD% |
|--------------|-------------|--------------|-----------|----------|-----------|----------|----------|----------|----------|-----------|-------------|----------|----------|----------|----------|-------------|----------|----------|------------|-----------|-----------|----------|-------------|
| 2013 | .207 | 33-27 | 82 | 0 | 17 | 1 | 0 | 0 | 7 | 18 | .220 | 2 | 0 | 7 | 2 | .226 | 0 | 2 | 0-0 | 23 | 41 | 4 | .941 |
| TOTAL | .207 | 33-27 | 82 | 0 | 17 | 1 | 0 | 0 | 7 | 18 | .220 | 2 | 0 | 7 | 2 | .226 | 0 | 2 | 0-0 | 23 | 41 | 4 | .941 |

| #3 | JACKI CAMPA | 2B | 5-3 | L/R | SO. | LA VERNE, CALIF. (BONITA HS) |
|----------|--------------|-------------------|-----|--------------------|-----|------------------------------|
| 2013: | 0-for-0, 3 R | MW: 0-for-0, R | | Last Week: 0-for-0 | | |
| Last 10: | 0-for-0 | NCAA Tourney: N/A | | vs. ASU: N/A | | |
| vs. UGA: | N/A | vs. SJSU: N/A | | Streak: 0 G | | |

A dangerous runner with a good first step ... Has appeared in 12 games this season as a pinch runner ... Scored a run against Western Michigan (2/9) in her first opportunity of the year ... Scored another run vs. Iona (3/12) ... Scored a run in the first game of a doubleheader at Boise State (4/10) ... Aztecs are 10-2 this season when she plays and 31-10 over her career when she plays.

| Year | Avg | GP-GS | AB | R | H | 2B | 3B | HR | RBI | TB | SLG% | BB | HBP | SO | GDP | OB% | SF | SH | SB-ATT | PO | A | E | FLD% |
|--------------|-------------|-------------|----------|-----------|----------|----------|----------|----------|----------|----------|-------------|----------|----------|----------|----------|-------------|----------|----------|------------|----------|----------|----------|--------------|
| 2012 | .000 | 29-0 | 1 | 13 | 0 | 0 | 0 | 0 | 0 | 0 | .000 | 0 | 0 | 0 | 0 | .000 | 0 | 0 | 0-0 | 1 | 0 | 0 | 1.000 |
| 2013 | .000 | 12-0 | 0 | 3 | 0 | 0 | 0 | 0 | 0 | 0 | .000 | 0 | 0 | 0 | 0 | .000 | 0 | 0 | 0-0 | 0 | 1 | 0 | 1.000 |
| TOTAL | .000 | 41-0 | 1 | 16 | 0 | 0 | 0 | 0 | 0 | 0 | .000 | 0 | 0 | 0 | 0 | .000 | 0 | 0 | 0-0 | 1 | 1 | 0 | 1.000 |

| #27 | KAITLIN CONNORS | C | 5-9 | R/R | SO. | SAN DIEGO, CALIF. (LA COSTA CANYON HS) |
|----------|----------------------------------|---------------------------------|-----|--------------------|-----|--|
| 2013: | 8-for-40, HR, 5 RBI, 2 R, 2B, 3B | MW: 3-for-14, HR, 3 RBI, R, HBP | | Last Week: 1-for-4 | | |
| Last 10: | 2-for-9, HBP | NCAA Tourney: N/A | | vs. ASU: N/A | | |
| vs. UGA: | N/A | vs. SJSU: N/A | | Streak: 0 G | | |

Big swinging catcher with good power, who has also seen some action at third base this year ... Has been the team's main pinch-hitter as of late ... Has seen action in 29 games this year with seven starts at third base and another at catcher ... Struck out against Stephen F. Austin (2/8) in her first appearance this season ... Hit .222 (2-for-9) with a double, walk and stolen base at the Campbell/Cartier Classic from Feb. 14-17 ... Had her first hit of the season, a single, vs. No. 24/22 Kentucky (2/14) in her first collegiate start at third base ... Other starts on the weekend came vs. No. 2/1 Oklahoma (2/15) and Notre Dame (2/15) ... Was 0-for-2 vs. Notre Dame, but did walk and steal her first career base ... Came off the bench to catch vs. UC Riverside (2/17) and was 1-for-2 with her first career double ... Was 1-for-8 (.125) with a walk over four games, including two starts, at the Mary Nutter Collegiate Classic from Feb. 21-24 ... Starts at the MNCC came vs. Missouri (2/21) at third base and vs. Virginia (2/21) at catcher ... Singled in the Virginia game ... Was 1-for-3 (.333) with three walks for a .667 on-base percentage at the San Diego Classic I from Feb. 28-March 3 ... Drew a bases loaded walk against Brigham Young (2/28) ... Singled and walked twice vs. Utah State (3/2) ... Was 0-for-2 (.000) at the Fresno State Classic from March 8-10 ... Was 0-for-2 (.000) with a run scored over SDSU's seven games from March 12-16 ... Scored a run as a pinch runner and stayed into catch vs. Miami (3/13) ... Was 1-for-2 with a homer, three RBIs and a run vs. New Mexico from March 28-30 ... Had a pinch-hit three-run home run against the Lobos (3/29) ... Was 0-for-1 over SDSU's four games from April 3-7 off the bench ... Was 2-for-4 with an RBI triple over SDSU's four games from April 16-21 ... Had a pinch-hit RBI go-ahead and game-winning triple at San Diego (4/16) ... Had a pinch-hit single at Boise State (4/21) ... Was 0-for-2 off the bench against Fresno State from April 26-28 ... Was 0-for-2 with a hit by pitch in three pinch-hit chances over San Diego State's series at Colorado State from May 4-5 ... Was 1-for-4 in the Aztecs' series with UNLV from May 9-11 ... Had a pinch-hit single in the middle game of the series (5/10) ... Earned the start at third base in the finale (5/11), her first since March 8 vs. Iowa State, but was 0-for-3.

| Year | Avg | GP-GS | AB | R | H | 2B | 3B | HR | RBI | TB | SLG% | BB | HBP | SO | GDP | OB% | SF | SH | SB-ATT | PO | A | E | FLD% |
|--------------|-------------|--------------|-----------|----------|-----------|----------|----------|----------|----------|-----------|-------------|----------|----------|-----------|----------|-------------|----------|----------|------------|-----------|-----------|----------|-------------|
| 2012 | .143 | 17-8 | 28 | 1 | 4 | 0 | 0 | 1 | 2 | 7 | .250 | 1 | 0 | 8 | 1 | .172 | 0 | 0 | 0-0 | 42 | 4 | 0 | 1.000 |
| 2013 | .200 | 29-8 | 40 | 2 | 8 | 1 | 1 | 1 | 5 | 14 | .350 | 5 | 1 | 14 | 0 | .304 | 0 | 0 | 1-1 | 34 | 9 | 3 | .935 |
| TOTAL | .176 | 46-16 | 68 | 3 | 12 | 1 | 1 | 2 | 7 | 21 | .309 | 6 | 1 | 22 | 1 | .253 | 0 | 0 | 1-1 | 76 | 13 | 3 | .967 |

| #7 | TIFFANY CORDER | 2B | 5-6 | L/R | SR. | SAN CLEMENTE, CALIF. (UC SANTA BARBARA) |
|----------|-------------------------------------|--|-----|-----------------------------|-----|---|
| 2013: | 24-for-77, 6 RBI, 19 R, 2 3B, 12 BB | MW: 11-for-40, 2 RBI, 10 R, 6 BB, 2 SF | | Last Week: 5-for-9, 3 R, BB | | |
| Last 10: | 10-for-30, 2 RBI, 7 R, 3 BB | NCAA Tourney: 0-for-5 | | vs. ASU: N/A | | |
| vs. UGA: | N/A | vs. SJSU: 0-for-2 | | Streak: 2 G (5-for-7, .714) | | |

MW Rankings (top 10) (as of 5/13): T-7th in sacrifice flies (2), T-8th in triples (2)

Transfer from UC Santa Barbara who joined the Aztecs in the fall of 2011 ... Owens a good glove with just 11 career errors in 284 career chances (.961 fielding percentage) and just six miscues in 181 chances (.967 fielding percentage) at SDSU ... Has played in 37 games with 24 starts at second base, a year after starting a team-high 33 times there in 2012 ... Came in at shortstop against Stephen F. Austin (2/8) and was 0-for-1 ... Earned the start at second base vs. Western Michigan (2/9) and was 0-for-1 with two walks, while recording two assists and two putouts ... Was 0-for-2 as a pinch hitter at the Campbell/Cartier Classic from Feb. 14-17 ... Was 1-for-2 as a pinch hitter and played in three games overall (one as a pinch runner) at the Mary Nutter Collegiate Classic from Feb. 21-24 ... Had a pinch-hit single vs. Ohio State (2/23) ... Struck out in a pinch-hit chance vs. Long Beach State (3/1) ... Was 2-for-6 (.333) with two runs and a stolen base at the Fresno State Classic from March 8-10 ... Singled, stole a base and scored as a pinch hitter against Iowa State (3/8) ... Singled and scored a run in a start at second base vs. Saint Mary's (3/9) ... Batted .400 (6-for-15) with three RBIs, five runs, two walks, a double and a triple over San Diego State's seven games from March 12-16 ... Earned the start vs. Bryant (3/14) and was 2-for-3 with an RBI, three runs, a triple and a walk vs. Bryant (3/14) ... Was 2-for-4 with an RBI double and a walk vs. Buffalo (3/15) ... Had an RBI single, scored a run, stole a base and had a sac bunt against Seton Hall (3/16) ... Singled and had a sac bunt later in the night vs. Texas Tech (3/16) ... Was 0-for-2 with two runs, two walks, a stolen base and a sac bunt against New Mexico from March 28-30 ... Had a run, walk, stolen base and a sac bunt vs. UNM (3/28) ... Drew a pinch-hit walk and scored a run vs. the Lobos (3/29) the following day ... Was 1-for-5 (.200) with run and a walk over SDSU's four games from April 3-7 ... Was 2-for-2 with an RBI, run and two walks in San Diego State's two non-conference games at Cal State Fullerton (4/10) and UC Riverside (4/13), including a 2-for-2 outing with an RBI, run and two walks vs. UCR ... Was 2-for-13 with an RBI, run, triple and sacrifice fly over SDSU's four games from April 16-21 ... Had a triple and scored a run at San Diego (4/16) ... Had

a sacrifice fly at Boise State (4/21) ... Was 3-for-7 (.429) with an RBI, three runs, two walks and a sacrifice fly over San Diego State's three-game series with Fresno State from April 26-28 ... Had a single, walk and two runs in the opener vs. the Bulldogs (4/26) ... Had a single, run and a sacrifice fly in the middle game of the series (4/27) ... Was 1-for-2 with a walk in the series finale with FS (4/28) ... Went 2-for-11 (.182) with a run and a sacrifice bunt over SDSU's series at Colorado State from May 4-5 ... Best game was the opener of a doubleheader on May 5, where she singled and scored a run ... Was 5-for-9 (.556) with three runs and a walk over San Diego State's series vs. UNLV from May 9-11 ... Had walk and a run in the opener vs. the Rebels (5/9) ... Was 3-for-4 with two runs in the middle game (5/10) ... Added two hits in the series finale (5/11) ... The Aztecs are 19-5 when she earns a start this year.

~ at UC Santa Barbara

| Year | Avg | GP-GS | AB | R | H | 2B | 3B | HR | RBI | TB | SLG% | BB | HBP | SO | GDP | OB% | SF | SH | SB-ATT | PO | A | E | FLD% |
|--------------|-------------|---------------|------------|-----------|-----------|----------|----------|----------|-----------|-----------|-------------|-----------|----------|-----------|----------|-------------|----------|-----------|-------------|------------|------------|-----------|-------------|
| 2010* | .214 | 41-26 | 70 | 8 | 15 | 0 | 0 | 0 | 3 | 15 | .214 | 4 | 1 | 12 | 0 | .267 | 0 | 0 | 1-1 | 51 | 47 | 5 | .951 |
| 2011* | .000 | 12-0 | 0 | 5 | 0 | 0 | 0 | 0 | 0 | 0 | .000 | 0 | 0 | 0 | 0 | .000 | 0 | 0 | 0-0 | 0 | 0 | 0 | .000 |
| 2012 | .190 | 41-33 | 84 | 15 | 16 | 3 | 0 | 0 | 7 | 19 | .226 | 6 | 2 | 18 | 0 | .261 | 0 | 7 | 3-4 | 56 | 50 | 3 | .972 |
| 2013 | .312 | 37-24 | 77 | 19 | 24 | 1 | 2 | 0 | 6 | 29 | .377 | 12 | 0 | 13 | 0 | .396 | 2 | 5 | 3-5 | 39 | 30 | 3 | .958 |
| SDSU | .248 | 78-57 | 161 | 34 | 40 | 4 | 2 | 0 | 13 | 48 | .298 | 18 | 2 | 31 | 0 | .328 | 2 | 12 | 6-9 | 95 | 80 | 6 | .967 |
| TOTAL | .238 | 131-83 | 231 | 47 | 55 | 4 | 2 | 0 | 16 | 63 | .273 | 22 | 3 | 43 | 0 | .310 | 2 | 12 | 7-10 | 146 | 127 | 11 | .961 |

#10 DOMINIQUE DINNER SS 5-8 R/R JR. MONTEREY, CALIF. (SAN DIEGO MESA COLLEGE)
2013: 3-for-28, 12 R, 2 BB, 2 SB, SH MW: 1-for-2, 5 R Last Week: 0-for-0, R
Last 10: 1-for-1, 2 R, SB NCAA Tourney: 0-for-0 vs. ASU: N/A
vs. UGA: N/A vs. SJSU: N/A Streak: 1 G (1-for-1, 1.000)

Is expecting to see more playing time in 2013 after debuting in 2012 at the Division I level ... Can play a variety of positions, including middle infield and all three outfield spots ... Has started nine games (and has played in 45) in center field after starting six times in all of 2013 ... Hit .154 (2-for-13) with two runs and a walk at the Kajikawa Classic from Feb. 7-9 ... Drew a walk in the opener vs. Creighton (2/7) ... Had two hits and scored two runs, including the game-winning run, vs. Northwestern (2/8) ... Had her first collegiate sacrifice bunt vs. Western Michigan (2/9) ... Was 0-for-6 in three starts at centerfield at the Campbell/Cartier Classic from Feb. 14-17, but was perfect in the field in five chances, including an outfield assist ... Played in all five games off the bench at the Mary Nutter Collegiate Classic from Feb. 21-24, scoring a run vs. Syracuse (2/22) ... Was 0-for-1 with two runs, a walk and a stolen base at the San Diego Classic I from Feb. 28-March 3 ... Came off the bench vs. Brigham Young (2/28), walking and scoring a run in two plate appearances ... Scored a run and stole her first career base vs. Long Beach State (3/1) ... Was 0-for-3 (.000) with a run at the Fresno State Classic from March 8-10 ... Started in center field vs. Saint Mary's (3/9) and was 0-for-3 ... Scored a run off the bench vs. No. 23/rv Oregon State (3/10) ... Was 0-for-2 (.000) with a run over SDSU's seven games from March 12-16 ... Scored a run vs. Miami (3/13) ... Played in all three games in the New Mexico series from March 28-30 and was 0-for-1 with a run (3/28) ... Was 0-for-0 (.000) with a run and four stolen bases over SDSU's four games from April 3-7 ... Was 0-for-1 over two appearances in San Diego State's two non-conference games at Cal State Fullerton (4/10) and UC Riverside (4/13) ... Played in three games over SDSU's four contests from April 16-21, scoring one run ... Came off the bench in each of San Diego State's three games with Fresno State from April 26-28, making three putouts ... Played in two of the three games in the Colorado State series from May 4-5, going 1-1 with a run off the bench ... Had a single and scored a run in the opener of a doubleheader with the Rams on May 5 ... That hit snapped an 0-for-20 skid ... Played in all three games against UNLV from May 9-11 with a run and a stolen base ... San Diego State is 9-2 this year when she scores at least one run.

| Year | Avg | GP-GS | AB | R | H | 2B | 3B | HR | RBI | TB | SLG% | BB | HBP | SO | GDP | OB% | SF | SH | SB-ATT | PO | A | E | FLD% |
|--------------|-------------|--------------|-----------|-----------|----------|----------|----------|----------|----------|----------|-------------|----------|----------|-----------|----------|-------------|----------|----------|------------|-----------|----------|----------|-------------|
| 2012 | .133 | 22-6 | 15 | 2 | 2 | 0 | 0 | 0 | 0 | 2 | .133 | 1 | 0 | 8 | 0 | .188 | 0 | 0 | 0-0 | 9 | 3 | 1 | .923 |
| 2013 | .107 | 45-9 | 28 | 12 | 3 | 0 | 0 | 0 | 0 | 3 | .107 | 2 | 0 | 10 | 0 | .167 | 0 | 1 | 3-5 | 20 | 2 | 1 | .957 |
| TOTAL | .116 | 67-15 | 43 | 14 | 5 | 0 | 0 | 0 | 0 | 5 | .116 | 3 | 0 | 18 | 0 | .174 | 0 | 1 | 3-5 | 29 | 5 | 2 | .944 |

#9 MONICA DOWNEY SS 5-6 L/R FR. SAN DIEGO, CALIF. (MADISON HS)
2013: 28-for-133, 6 RBI, 17 R, 9 BB MW: 4-for-41, RBI, 5 R, 2B, SH, 2 SB Last Week: 0-for-7, R
Last 10: 1-for-23, 4 R NCAA Tourney: N/A vs. ASU: N/A
vs. UGA: N/A vs. SJSU: 2-for-3, RBI Streak: 0 G
MW Rankings (top 10) (as of 5/13): 1st in assists (118)

Slick fielding shortstop with good range and a solid arm ... Her 118 fielding assists lead the Mountain West ... Has played in all 53 games this year with 52 starts at shortstop ... Batted .444 (4-for-9) with three walks, two runs and a sacrifice bunt in her first collegiate action at the Kajikawa Classic from Feb. 7-9 ... Scored the game-winning run in the team's opener vs. Creighton (2/7) ... Was 1-for-2 with two walks and a run vs. Northwestern (2/8) ... Came off the bench for the first time vs. Western Michigan (2/9) and scored a run ... Was 3-for-3 in the team's loss vs. No. 13/14 Arizona (2/9) ... Hit .267 (4-for-15) with two runs and a stolen base at the Campbell/Cartier Classic from Feb. 14-17 ... Best game at the CCC came in the finale vs. UC Riverside (2/17), where she was 3-for-4 with two runs and a stolen base ... Finished 1-for-13 (.077) at the Mary Nutter Collegiate Classic from Feb. 21-24 ... The hit came vs. Syracuse (2/22) ... Was 3-for-12 (.250) with an RBI, run and a walk at the San Diego Classic I from Feb. 28-March 3 ... Had a walk and a run scored vs. Brigham Young (2/28) ... Singled and had an RBI against Long Beach State (3/1) ... Was 1-for-13 (.077) with a run and a walk at the Fresno State Classic from March 8-10 ... Walked and scored a run vs. Saint Mary's (3/9) ... Batted .389 (7-for-18) with two RBIs, four runs and four walks over SDSU's seven games from March 12-16 ... Was 1-for-1 with an RBI, run and a walk vs. Iona (3/12) ... Doubled and scored a run vs. Miami (3/13) ... Had two runs, a single, a walk and a stolen base vs. Bryant (3/14) ... Had two hits and an RBI vs. San Jose State (3/14) ... Recorded two singles and a walk against Seton Hall (3/16) ... Was 1-for-6 (.167) with a run and a stolen base over the three-game series vs. New Mexico (March 28-30) ... Singled and stole a base in the opener against the Lobos (3/28) ... Was 2-for-10 (.200) with two RBIs, a double and a sacrifice bunt over SDSU's four games from April 3-7 ... Had an RBI single vs. San Diego (4/3) ... Recorded an RBI double in the second game of the three-game series at Nevada (4/6) ... Was 2-for-6 with an RBI and a run in San Diego State's two non-conference games at Cal State Fullerton (4/10) and UC Riverside (4/13), including a 2-for-3 outing with an RBI vs. CSF ... Was 2-for-11 with two runs and a stolen base over SDSU's four games from April 16-21 ... Was 1-for-3 with the go-ahead and game-winning run at San Diego (4/16) ... Was 1-for-7 (.143) with a run over San Diego State's series with Fresno State from April 26-28 ... Singled and scored a run in the middle game of the series vs. the Bulldogs (4/27) ... Was 0-for-6 (.000) with a run over SDSU's series at Colorado State from May 4-5 ... Was 0-for-7 with a run in the UNLV series from May 9-11 ... The Aztecs are 13-2 when she scores a run and 19-5 when she reaches base safely via hit or walk.

| Year | Avg | GP-GS | AB | R | H | 2B | 3B | HR | RBI | TB | SLG% | BB | HBP | SO | GDP | OB% | SF | SH | SB-ATT | PO | A | E | FLD% |
|--------------|-------------|--------------|------------|-----------|-----------|----------|----------|----------|----------|-----------|-------------|----------|----------|-----------|----------|-------------|----------|----------|------------|-----------|------------|-----------|-------------|
| 2013 | .211 | 53-52 | 133 | 17 | 28 | 2 | 0 | 0 | 6 | 30 | .226 | 9 | 0 | 27 | 1 | .261 | 0 | 3 | 4-6 | 90 | 118 | 24 | .897 |
| TOTAL | .211 | 53-52 | 133 | 17 | 28 | 2 | 0 | 0 | 6 | 30 | .226 | 9 | 0 | 27 | 1 | .261 | 0 | 3 | 4-6 | 90 | 118 | 24 | .897 |

2013 SAN DIEGO STATE ACCOMPLISHMENTS

Team Accomplishments

- * SDSU currently owns a 35-18 record (.660), recording its fourth-best mark in program history and best since 2008
- * San Diego State's 35 wins are its most since the 2008 squad set a program record with a 44-17 record
- * The Aztecs have 13, 30-win seasons in the 14 years of the Mountain West
- * SDSU's 13 conference wins are its most since the 2008 team won 15 league contests
- * San Diego State tied a school record with a 13-game winning streak from March 12-April 6. It was the fourth time that an Aztec team won 13 consecutive games in a season. The other three years that the program won 13 straight games - 2003, 2006 and 2011 - SDSU also advanced to the NCAA tournament.
- * San Diego State won its sixth Mountain West title (also 2002, 2003, 2006, 2008, 2012) and its second straight for the first time in program history
- * The Aztecs are playing in their sixth consecutive NCAA tournament and ninth overall (also 2001, 2003, 2006, 2008, 2009, 2010, 2011 and 2012)

Individual Accomplishments

- * Two SDSU players have set single-season records this year. Sophomore Kayla Jordan has a single-season record six triples after tying the record with five as a freshmen in 2012. Junior Lorena Bauer, meanwhile, has tied a school record with 49 RBIs in 2013.
- * San Diego State also set three career records this season. Bauer added to her home run record with three more records, including extra-base hits (79), doubles (36, tied) and RBIs (133).

Head Coach Kathy Van Wyk

- * Mountain West Coach of the Year

Rebecca Arbino

- * Mountain West Pitcher of the Year
- * All-Mountain West
- * Five-time Mountain West Pitcher of the Week (Feb. 12, Feb. 26, April 2, April 23 & May 14)

Patrice Jackson

- * Mountain West Player of the Year
- * All-Mountain West
- * Mountain West Player of the Week (March 19)

Danielle O'Toole

- * Mountain West Freshman of the Year
- * All-Mountain West
- * Mountain West Pitcher of the Week (April 30)

Lorena Bauer

- * All-Mountain West
- * Two-time Mountain West Player of the Week (Feb. 12 & May 14)

Kristin May

- * Mountain West Player of the Week (March 5)

SAN DIEGO STATE BY THE NUMBERS

| | |
|--|-------|
| Overall | 35-18 |
| Mountain West | 13-5 |
| Non-Conference | 22-13 |
| Home | 18-5 |
| Away | 7-5 |
| Neutral | 10-8 |
| Day | 16-13 |
| Night (After 4:30 p.m.) | 19-5 |
| Last five games | 5-0 |
| Last 10 games | 7-3 |
| vs. top 5 teams | 0-1 |
| vs. top 10 teams | 0-6 |
| vs. top 25 teams | 0-9 |
| vs. 2013 NCAA tournament teams | 3-9 |
| vs. 2012 Women's College World Series teams | 0-4 |
| Playing as the visiting team | 16-10 |
| Playing as the home team | 19-8 |
| vs. California in-state opponents | 9-5 |
| vs. Out-of-state opponents | 26-13 |
| February | 9-7 |
| March | 13-5 |
| April | 8-5 |
| May | 5-1 |
| Monday | 0-0 |
| Tuesday | 2-0 |
| Wednesday | 3-0 |
| Thursday | 6-3 |
| Friday | 9-4 |
| Saturday | 12-5 |
| Sunday | 3-6 |
| vs. left-handed starter | 2-2 |
| vs. right-handed starter | 33-16 |
| In doubleheader games | 12-8 |
| In first game of doubleheader | 5-5 |
| In second game of doubleheader | 7-3 |
| In multiple game days | 12-8 |
| In single game days | 23-10 |
| In shutouts | 12-6 |
| In one-run games | 5-7 |
| In two-run games | 5-4 |
| In 5+run games | 11-1 |
| In run-rule games | 4-0 |
| In extra innings | 2-0 |
| In games decided by international tiebreaker | 1-0 |
| Scoring one run | 1-3 |
| Scoring two or more runs | 34-9 |
| Scoring three or more runs | 31-5 |
| Scoring four or more runs | 26-3 |
| Scoring five or more runs | 20-2 |
| Scoring six or more runs | 13-0 |
| Scoring seven or more runs | 12-0 |
| Scoring eight or more runs | 8-0 |
| Scoring nine or more runs | 7-0 |
| Scoring 10 or more runs | 4-0 |
| Opponent scores one run | 11-1 |
| Opponent scores two or less runs | 28-3 |
| Opponent scores three or less runs | 30-7 |
| Opponent scores four or less runs | 32-11 |
| Opponent scores five or less runs | 33-15 |
| Opponent scores six or less runs | 34-16 |
| Opponent scores seven or less runs | 35-17 |
| Opponent scores eight or less runs | 35-17 |
| Opponent scores nine or less runs | 35-18 |
| Opponent scores 10 or less runs | 35-18 |
| Scoring in first inning | 15-4 |
| Opponent scores in first inning | 5-5 |
| Scoring first | 30-6 |
| Opponent scores first | 5-12 |
| Leading after five innings | 26-2 |
| Trailing after five innings | 0-9 |
| Tied after five innings | 7-7 |
| When leading in the game | 35-8 |
| When trailing in the game | 7-16 |
| Errorless | 10-3 |
| Commits one or more error | 25-15 |
| Commits two or more errors | 16-5 |
| Opponent errorless | 7-4 |
| Opponent commits one or more error | 28-14 |
| Opponent commits two or more errors | 16-5 |
| Outhits opponent | 29-3 |
| Outhit by opponent | 4-13 |
| Hits are tied | 2-2 |
| Current winning streak | 5 |
| Longest winning streak | 13 |
| Longest losing streak | 3 |
| Home attendance average | 446 |
| Road/neutral attendance average | 505 |
| Total attendance average | 480 |

#99 PATRICE JACKSON RF 5-9 R/R JR. KANSAS CITY, MO. (ARCHBISHOP O'HARA HS)

2013: 56-for-142, 16 HR, 41 RBI, 35 R, 26 BB **MW:** 19-for-48, 9 HR, 19 RBI, 19 R, 11 BB **Last Week:** 3-for-7, 2 RBI, 4 R, 3 BB
Last 10: 9-for-21, 4 HR, 12 RBI, 10 R, 10 BB **NCAA Tourney:** 4-for-17, R, 3B, BB **vs. ASU:** N/A
vs. UGA: N/A **vs. SJSU:** 1-for-2, 2B, BB **Streak:** 5 G (5-for-11, .455)
SDSU Career Rankings (top 10): 2nd in home runs (27), T-2nd in sacrifice flies (7), 3rd in slugging percentage (.590), 4th in OPS percentage (.969), 5th in extra-base hits (51), 10th in on-base percentage (.379), T-10th in RBIs (82)
SDSU Single-Season Rankings (top 10): 2nd in home runs (16), 3rd in slugging percentage (.750), 3rd in OPS percentage (1.209), 3rd in extra-base hits (26), 3rd in total bases (114), T-4th in sacrifice flies (3), T-5th in RBIs (41), T-6th in walks (26), 7th in on-base percentage (.459), 10th in batting average (.368)
NCAA Rankings (top-100) (as of 5/13): T-31st in home runs (16), T-45th in slugging percentage (.750), T-72nd in sacrifice flies (3)
MW Rankings (top 10) (as of 5/13): 1st in home runs (16), 2nd in slugging percentage (.750), 2nd in total bases (114), T-3rd in RBIs (41), T-3rd in sacrifice flies (3), 4th in walks (26), 6th in on-base percentage (.459), 6th in batting average (.368), 8th in hits (56), 9th in runs (35)

Has been one the team's top hitters after missing the entire 2011 season with a broken leg that happened in fall ball ... Can change the game with one swing of the bat ... Was named the Mountain West Player of the Year after earning all-conference honors in 2012, leading the league in conference games in slugging percentage (1.042), runs (19), home runs (9) and total bases (50), while tying for first with 19 RBIs ... In fact, her nine homers in league play were equal to Nevada's team total and four more than Fresno State's five ... Ranks among the SDSU career leaders in seven categories, including second in home runs (27), tied for second in sacrifice flies (7), third in slugging percentage (.590), fourth in OPS percentage (.969), fifth in extra-base hits (51), 10th in on-base percentage (.379) and tied for 10th in RBIs (82) ... Has 16 home runs this year, which leads the Mountain West, ranks second in SDSU single-season history and is tied for 31st in the country ... Is ranked among the league leaders in 10 categories, including top-five marks in home runs (1st, 16), slugging percentage (2nd, .750), total bases (2nd, 114), RBIs (T-3rd, 41), sacrifice flies (T-3rd, 3) and walks (4th, 26) ... Has started all 53 games, 43 in right field and the other 10 in center field ... Leads the team in multi-run games (8), is second in multi-RBI games (9) and go-ahead RBIs (8), and is third in multi-hit games (16) ... Is a team-best 4-for-4 (1.000) with a grand slam, a double and a team-high nine RBIs with the bases loaded ... Numbers for first 24 games: .338 avg., .407 OB%, .465 SLG%, two home runs, six RBIs, eight runs, three doubles. Numbers for the last 29 games: .395 avg., .500 OB%, 1.000 SLG%, 14 home runs, 35 RBIs, 27 runs, seven doubles ... Batted .467 (7-for-15) with a home run, two RBIs and three runs at the Kajikawa Classic from Feb. 7-9 ... Was 3-for-4 with a solo homer and two runs vs. Creighton (2/7) ... Had two hits and a run vs. Northwestern (2/8) ... Was 2-for-2 with two walks vs. Western Michigan (2/9) ... Had a sac fly and a walk vs. No. 13/14 Arizona (2/9) ... Batted .286 (4-for-14) with a homer, four RBIs, three walks, a run, double and a stolen base at the Campbell/Cartier Classic from Feb. 14-17 ... Drew two walks on a combined nine pitches vs. No. 24/22 Kentucky (2/14) ... Had a double, single and three RBIs vs. Cal Poly (2/15) ... Was 2-for-3 with a solo home run and a stolen base vs. Notre Dame (2/16) ... Hit .286 (4-for-14) with a double, walk and sacrifice bunt at the Mary Nutter Collegiate Classic from Feb. 21-24 ... Was 1-for-1 with a walk and a sac bunt vs. No. 7/7 Missouri (2/21) ... Had a double in the win vs. Syracuse (2/22) ... Batted .429 (6-for-14) with three runs at the San Diego Classic I from Feb. 28-March 3 ... Singled and scored a run vs. Brigham Young (2/28) ... Was 3-for-4 with a run vs. Long Beach State (3/1) ... Had two hits and a run against Utah State (3/2) ... Finished 3-for-14 (.214) with a run, double and two walks at the Fresno State Classic (March 8-10) ... Had two hits, including a double, and a run vs. Iowa State (3/8) ... Was named the MW Player of the Week on March 19 after going 11-for-20 (.550) with four homers, 13 RBIs, seven runs, four walks and three doubles from March 12-16 ... Had two hits, including a double, two RBIs and a run vs. Iona (3/12) ... Was 2-for-3 with an RBI double against Miami (3/13) ... Finished 3-for-3 with a grand slam, five RBIs, two runs and two walks vs. Bryant (3/14) ... Had a double and a walk against San Jose State (3/14) ... Had a two-run homer vs. Buffalo (3/15) ... Tied a school record with two home runs to go along with three RBIs, three runs and a walk against Seton Hall (3/16) ... Was 5-for-9 (.556) with a homer, three RBIs and two runs against New Mexico in a three-game series from March 28-30 ... Finished 3-for-3 with a homer, three RBIs, run and a double in the first game (3/28) ... Had two hits and a run against the Lobos (3/29) ... Was 4-for-14 (.286) with three home runs (one each in back-to-back-back games), three RBIs, six runs and a walk over SDSU's four games from April 3-7 ... Had a solo homer in the Nevada (4/5) opener ... Recorded a solo home run, double and three runs in the middle game at Nevada (4/6) ... Had another solo homer with two runs and a walk in the Nevada (4/7) finale ... Was 2-for-6 with a three-run homer and a walk San Diego State's two non-conference games at Cal State Fullerton (4/10) and UC Riverside (4/13), with the three-run home run coming vs. UCR ... Was 2-for-14 with two homers, two RBIs and two runs over SDSU's four games from April 16-21 ... Had a solo homer in the top of the eighth inning of the nightcap of a doubleheader at Boise State (4/20) that gave San Diego State the 3-2 win ... Added another solo home run vs. the Broncos (4/21) the following day ... Was 3-for-6 with two homers, five RBIs, two runs, three walks (two intentional), a hit by pitch and a double over the Aztecs' three-game series with Fresno State from April 26-28 ... Was 3-for-3 with two home runs, a double and five RBIs in the opener with the Bulldogs (4/26) ... Reached all four times in the second contest (4/27), walking three times (two intentional) and being hit by a pitch as 14 of the 15 pitches she saw were balls ... Was 2-for-5 (.400) with a home run, four RBIs, three runs, a double and four walks over SDSU's series at Colorado State from May 4-5 ... Drew two walks in the opener with the Rams (5/4) ... Had a two-run homer, three RBIs, two runs, a double and a sacrifice fly in the opener of a doubleheader at CSU (5/5) ... Had an RBI, run, double and walk in the nightcap (5/5) ... Was 3-for-7 (.429) with two RBIs, four runs and three walks in the UNLV series from May 9-11 ... Had a single and two runs in the opener vs. the Rebels (5/9) ... Had a single, RBI, run and two walks in the middle game (5/10) ... Ended the series with a 1-for-2 outing with an RBI, run and walk vs. UNLV (5/11) ... SDSU is 11-3 when she homers this year (20-4 over her career) and 28-7 when she gets a hit.

| Year | Avg | GP-GS | AB | R | H | 2B | 3B | HR | RBI | TB | SLG% | BB | HBP | SO | GDP | OB% | SF | SH | SB-ATT | PO | A | E | FLD% |
|--------------|---|----------------|------------|-----------|------------|-----------|----------|-----------|-----------|------------|-------------|-----------|----------|-----------|----------|-------------|----------|----------|------------|-----------|----------|----------|-------------|
| 2010 | .194 | 35-25 | 72 | 8 | 14 | 1 | 2 | 0 | 2 | 19 | .264 | 6 | 0 | 26 | 1 | .253 | 1 | 3 | 1-1 | 19 | 1 | 0 | 1.000 |
| 2011 | Did Not Play - Utilized Redshirt Season | | | | | | | | | | | | | | | | | | | | | | |
| 2012 | .311 | 54-54 | 161 | 18 | 50 | 11 | 0 | 11 | 39 | 94 | .584 | 11 | 1 | 36 | 1 | .352 | 3 | 3 | 0-2 | 26 | 4 | 6 | .833 |
| 2013 | .368 | 53-53 | 152 | 35 | 56 | 10 | 0 | 16 | 41 | 114 | .750 | 26 | 2 | 20 | 0 | .459 | 3 | 1 | 1-1 | 39 | 1 | 2 | .952 |
| TOTAL | .312 | 142-132 | 385 | 61 | 120 | 22 | 2 | 27 | 82 | 227 | .590 | 43 | 3 | 82 | 2 | .379 | 7 | 7 | 2-4 | 84 | 6 | 8 | .918 |

#22 KAYLA JORDAN OF 5-6 L/R SO. SAN DIEGO, CALIF. (BONITA VISTA HS)

2013: 59-for-172, 6 HR, 23 RBI, 37 R, 6 3B **MW:** 17-for-61, HR, 5 RBI, 10 R, 7 SB **Last Week:** 2-for-9, R, BB, HBP, 2 SB
Last 10: 12-for-32, HR, 4 RBI, 6 R, 4 SB **NCAA Tourney:** 4-for-11, R, 2B, BB **vs. ASU:** N/A
vs. UGA: N/A **vs. SJSU:** 0-for-3, RBI, SF **Streak:** 2 G (2-for-6, .333)
SDSU Career Rankings (top 10): 3rd in triples (11), 6th in slugging percentage (.498), 7th in on-base percentage (.386), 7th in OPS percentage (.884), 9th in batting average (.324)
SDSU Single-Season Rankings (top 10): 1st in triples (6), 7th in total bases (97), T-7th in runs (37), T-8th in extra-base hits (20), T-10th in home runs (6)
NCAA Rankings (top-100) (as of 5/13): T-10th in triples (6)
MW Rankings (top 10) (as of 5/13): 3rd in triples (6), 3rd in total plate appearances (202), T-3rd in at-bats (182), 4th in total

bases (97), 5th in stolen bases (13), 7th in hits (59), T-7th in runs (37), 8th in slugging percentage (.533), T-10th in home runs (6)

A consistent hitter who looks to improve in her second year after earning MW Freshman-of-the-Year honors in 2012 ... Solid hitter with a good eye ... With enough at-bats (250) to qualify, is ranked among the all-time SDSU best in triples (3rd, 11), slugging percentage (6th, .498), on-base percentage (7th, .386), OPS percentage (7th, .884) and batting average (9th, .324) ... Has started all 53 games in left field with 51 at the leadoff spot in the order ... Is ranked among the league leaders in nine categories, including top-five marks in triples (3rd, 6), total plate appearances (3rd, 202), at-bats (T-3rd, 182), total bases (4th, 97) and stolen bases (5th, 13) ... Her six triples are tied for 10th in the nation ... Has six home runs in 182 at-bats (1 HR/30.3 AB) after recording one in 145 at-bats as a freshman in 2012 ... Leads the squad in go-ahead runs (16) and game-winning runs (7), is second in multi-hit games (17), multi-run contests (6) and game-winning RBIs (7) ... Already has a single-season school record with six triples ... Is also seventh in total bases (97), tied for seventh in runs (37), tied for eighth in extra-base hits (20) and tied for 10th in home runs (10) ... Is batting .382 (13-for-34) with runners in scoring position and .350 (21-for-60) with runners on base ... Had an eight-game hitting streak from Feb. 15-24, where she was 13-for-27 (.481) ... Hit .167 (3-for-18) with three RBIs, three runs and a walk at the Kajikawa Classic from Feb. 7-9 ... Had a single in the opener vs. Creighton (2/7) ... Had a two-run single and scored a run vs. Northwestern (2/8) ... Walked and scored a run vs. Western Michigan (2/9) ... Singled and scored against No. 13/14 Arizona (2/9) ... Batted .389 (7-for-18) with two home runs, four RBIs, three runs, two stolen bases, a triple and a walk at the Campbell/Cartier Classic from Feb. 14-17 ... Had the go-ahead (and game-winning) home run in the top of the seventh inning in SDSU's 5-2 win over Cal Poly (Feb. 15) ... Singled, walked, stole a base and scored a run vs. Notre Dame (2/16) ... Was 4-for-4 vs. UC Riverside (Feb. 17), falling a double short of the cycle, with a homer, triple, two singles, three RBIs, a run and a stolen base ... Hit a team-high .438 (7-for-16) with a homer, five runs, three doubles, two walks and two stolen bases at the Mary Nutter Collegiate Classic from Feb. 21-24 ... Led off with a homer vs. Virginia (2/21) ... Singled and walked against Syracuse (2/22) ... Finished 3-for-3 with three runs, two stolen bases, a double and a walk vs. Ohio State (2/23) ... Had a double and scored SDSU's only run vs. No. 9/11 Oregon (2/24) ... Had two hits, an RBI and a stolen base vs. Long Beach State (3/1) ... Had two hits, including a double, vs. No. 12/10 UCLA (3/3) ... Was 7-for-17 (.412) with a homer, five RBIs, six runs, two triples and a double at the Fresno State Classic from March 8-10 ... Had two hits, including a walk-off grand slam vs. Iowa State (3/8) ... Walked and scored a run vs. No. 9/8 Oregon (3/8) ... Had two hits, including a double and a triple, an RBI and two runs against Saint Mary's (3/9) ... Was 3-for-4 with two runs and a triple vs. No. 23/rv Oregon State (3/10) ... Finished 8-for-23 (.348) with a homer, double, triple, three RBIs and eight runs over SDSU's seven games from March 12-16 ... Had two hits, an RBI, two runs and a stolen base vs. Iona (3/12) ... Led off the Miami (3/13) game with a homer and had two runs and two walks ... Had two hits, including a double, a run and a walk vs. Bryant (3/14) ... Tripled and scored a run vs. Buffalo (3/15) ... Had two singles and a run vs. Seton Hall (3/16) ... Was hit by a pitch and later scored the game-winning run in San Diego State's 3-0 win over Texas Tech (3/16) ... Was 2-for-10 (.200) with a run, two stolen bases and a sac bunt over the three-game series vs. New Mexico from March 28-30 ... Best game was the opener (3/29), where she was 2-for-4 with a run and two stolen bases ... Was 5-for-15 (.333) with a RBI, three runs, double and a stolen base over SDSU's four games from April 3-7 ... Had two hits and a run vs. San Diego (4/3) ... Singled and scored a run at the Nevada (4/5) opener ... Was 2-for-4 with an RBI, run, double and a stolen base in the middle game vs. the Wolf Pack (4/6) ... Was 2-for-5 with a run, double and two walks in San Diego State's two non-conference games at Cal State Fullerton (4/10) and UC Riverside (4/13), going 1-for-1 with two walks vs. CSF and 1-for-4 with a double and a run vs. UCR ... Was 3-for-16 (.188) with two RBIs, a run, triple and stolen base over San Diego State's four games from April 16-21 ... Had two hits, including a triple, and an RBI at San Diego (4/16) ... Recorded an RBI single and stole a base at Boise State (4/21) ... Was 5-for-9 (.556) with two runs and a stolen base over the Aztecs' series with Fresno State from April 26-28 ... Was hit by a pitch and scored a run in the opener vs. the Bulldogs (4/26) ... Had three hits with a run and stolen bases in the middle contest vs. FS (4/27) ... Added two more hits in the series finale (4/28) ... Was 4-for-10 with a homer, three RBIs, three runs and a triple in SDSU's series at Colorado State from May 4-5 ... Finished 3-for-4 with a leadoff home run, three RBIs, two runs and a triple in the opener of a doubleheader with the Rams (5/5) ... The triple was her sixth of the season, which set a school single-season record ... Added a single, a run and a walk in the nightcap (5/5) ... Was 2-for-9 (.222) with a run, walk, hit by pitch and two stolen bases in the UNLV series from May 9-11 ... Best game was the finale (5/11) where she was 1-for-2 with a run, walk, hit by pitch and two stolen bases ... The Aztecs are 23-7 this season when she scores and 42-14 over her career when she scores at least one run.

| Year | Avg | GP-GS | AB | R | H | 2B | 3B | HR | RBI | TB | SLG% | BB | HBP | SO | GDP | OB% | SF | SH | SB-ATT | PO | A | E | FLD% |
|--------------|-------------|----------------|------------|-----------|------------|-----------|-----------|----------|-----------|------------|-------------|-----------|----------|-----------|----------|-------------|----------|----------|--------------|-----------|----------|----------|-------------|
| 2012 | .324 | 53-49 | 145 | 28 | 47 | 6 | 5 | 1 | 14 | 66 | .455 | 16 | 3 | 21 | 2 | .400 | 1 | 1 | 12-15 | 56 | 0 | 5 | .918 |
| 2013 | .324 | 53-53 | 182 | 37 | 59 | 8 | 6 | 6 | 23 | 97 | .533 | 12 | 3 | 25 | 1 | .374 | 1 | 4 | 13-17 | 33 | 2 | 1 | .972 |
| TOTAL | .324 | 106-102 | 327 | 65 | 106 | 14 | 11 | 7 | 37 | 163 | .498 | 28 | 6 | 46 | 3 | .386 | 2 | 5 | 25-32 | 89 | 2 | 6 | .938 |

#25 VICTORIA KOBOLD OF 5-4 L/R RS-FR. CONCORD, CALIF. (CLAYTON VALLEY HS)

2013: 16-for-80, 2 RBI, 16 R, 8 BB **MW:** 6-for-23, 3 R **Last Week:** 1-for-3
Last 10: 1-for-4, R **NCAA Tourney:** N/A **vs. ASU:** N/A
vs. UGA: N/A **vs. JSJU:** 0-for-2, SH **Streak:** 1 G (1-for-3, .333)

Playing in her first season after redshirting the 2012 campaign ... An excellent fielder with good range ... Has played in 42 games, including a team-high 34 starts in center field ... First collegiate appearances came at the Kajikawa Classic from Feb. 7-9 against Creighton (2/7), Stephen F. Austin (2/8) and Northwestern (2/8) ... Had a putout vs. Creighton and another one against Northwestern ... Was 2-for-5 (.400) with two runs and two stolen bases at the Campbell/Cartier Classic from Feb. 14-17 ... Earned her first career start vs. Cal Poly (2/15) ... Had her first stolen base and run off the bench the following day against Notre Dame (2/16) ... Had her first two hits vs. UC Riverside (2/17), going 2-for-3 with a run and a stolen bases ... Was 2-for-13 (.154) with a run and a stolen base over five starts at the Mary Nutter Collegiate Classic from Feb. 21-24 ... Singled, stole a base and scored vs. Virginia (2/21) ... Hit .571 (4-for-7) with a run, walk, sacrifice bunt and a stolen base over four starts at the San Diego Classic I from Feb. 28-March 3 ... Was 1-for-1 with a run, stolen base and sac bunt against Long Beach State (3/1) ... Had two singles vs. Utah State (3/2) ... Singled and walked vs. No. 12/10 UCLA (3/3) ... Started four times at the Fresno State Classic from March 8-10, scoring three runs and three walks ... Scored two runs and drew a walk vs. Iowa State (3/8) ... Had two walks and a run vs. No. 23/rv Oregon State (3/10) ... Was 2-for-16 (.125) with an RBI, five runs and four walks over SDSU's seven games from March 12-16 ... Singled and scored a run vs. Iona (3/12) ... Walked and scored the following day vs. Miami (3/13) ... Had two runs, three walks and a stolen base vs. Bryant (3/14) ... Had an RBI single and scored a run vs. Seton Hall (3/16) ... Hit .500 (3-for-6) with a run in the New Mexico series from March 28-30 ... Best game vs. the Lobos was the finale (3/30), where she was 1-for-2 with the only run in a 1-0 Aztec win ... Was 2-for-8 (.250) with a run over SDSU's four games from April 3-7 ... Best game of the four came in the second Nevada game (4/6) where she singled and scored a run ... Was 0-for-5 in San Diego State's two non-conference games at Cal State Fullerton (4/10) and UC Riverside (4/13) ... Was 0-for-8 with two runs and an RBI over SDSU's four games from April 16-21 ... Had an RBI and a run scored at San Diego (4/16) ... Played in two games with a putout over the three-game series vs. Fresno State from April 26-28 ... Did not play over SDSU's series at Colorado State from May 4-5 ... Was 1-for-3 over the UNLV series from May 9-11, earning a start in the finale (5/11) with a single ... SDSU is 29-13 when she plays this year.

AZTEC STARTS

2013 STARTS

(Team's record in parenthesis)

- 53: Lorena Bauer (35-18), Patrice Jackson (35-18), Kayla Jordan (35-18), Kameron May (35-18)
- 52: Monica Downey (34-18)
- 51: Kristin May (35-16)
- 36: Katie Mathis (23-13)
- 34: Victoria Kobold (22-12)
- 28: Rebecca Arbino (17-11)
- 27: Kayla Bufardeci (17-10)
- 25: Danielle O'Toole (18-7)
- 24: Tiffany Corder (21-5)
- 23: Leia Ruiz (16-7)
- 9: Dominique Dinner (5-4)
- 8: Kaitlin Connors (4-4)
- 1: Wendy Tamayo (0-1)

CONSECUTIVE STARTS

(Team's record in parenthesis)

- 74: Kayla Jordan (49-25)
- 72: Lorena Bauer (49-23)
- 53: Patrice Jackson (35-18), Kameron May (35-18)
- 49: Monica Downey (32-17)
- 41: Kristin May (29-12)
- 14: Tiffany Corder (9-5)
- 1: Rebecca Arbino (1-0), Kaitlin Connors (1-0), Victoria Kobold (1-0)

STARTS BY POSITION

(Team's record in parenthesis)

- P: Rebecca Arbino - 27 (16-11), Danielle O'Toole - 23 (17-6), Lorena Bauer - 3 (2-1)
- C: Kristin May - 51 (35-16), Kaitlin Connors - 1 (0-1), Wendy Tamayo - 1 (0-1)
- 1B: Kameron May - 53 (35-18)
- 2B: Katie Mathis - 26 (15-11), Tiffany Corder - 24 (19-5), Leia Ruiz - 3 (1-2)
- 3B: Kayla Bufardeci - 27 (17-10), Leia Ruiz - 19 (14-5), Kaitlin Connors - 7 (4-3)
- SS: Monica Downey - 52 (34-18), Leia Ruiz - 1 (1-0)
- LF: Kayla Jordan - 53 (35-18)
- CF: Victoria Kobold - 34 (22-12), Patrice Jackson - 10 (8-2), Dominique Dinner - 9 (5-4)
- RF: Patrice Jackson - 43 (27-16), Katie Mathis - 10 (8-2)
- DP: Lorena Bauer - 50 (33-17), Danielle O'Toole - 2 (1-1), Rebecca Arbino - 1 (1-0)

STARTS BY BATTING ORDER

(Team's record in parenthesis)

- 1st: Kayla Jordan - 51 (33-18), Patrice Jackson - 2 (2-0)
- 2nd: Tiffany Corder - 21 (16-5), Katie Mathis - 21 (13-8), Leia Ruiz - 9 (5-4), Victoria Kobold - 2 (1-1)
- 3rd: Kameron May - 33 (22-11), Patrice Jackson - 18 (11-7), Kayla Jordan - 2 (2-0)
- 4th: Lorena Bauer - 48 (32-16), Patrice Jackson - 5 (3-2)
- 5th: Patrice Jackson - 24 (18-6), Kameron May - 20 (13-7), Lorena Bauer - 5 (3-2), Kristin May - 4 (1-3)
- 6th: Kristin May - 47 (34-13), Patrice Jackson - 4 (1-3), Kayla Bufardeci - 1 (0-1), Wendy Tamayo - 1 (0-1)
- 7th: Kayla Bufardeci - 26 (17-9), Leia Ruiz - 14 (11-3), Kaitlin Connors - 8 (4-4), Katie Mathis - 5 (3-2)
- 8th: Monica Downey - 52 (34-18), Tiffany Corder - 1 (1-0)
- 9th: Victoria Kobold - 32 (21-11), Katie Mathis - 10 (7-3), Dominique Dinner - 9 (5-4), Tiffany Corder - 2 (2-0)

ROSTER BREAKDOWN

By Position

PITCHERS (4) - 1 Kameron May, 3 Danielle O'Toole, 11 Rebecca Arbino, 14 Lorena Bauer
CATCHERS (2) - 2 Kristin May, 27 Kaitlin Connors
INFELDERS (5) - 8 Tiffany Corder, 9 Monica Downey, 10 Kayla Bufardeci, 16 Sam Vlot, 21 Elli Brown
OUTFIELDERS (4) - 17 Stefani Polonia, 22 Kayla Jordan, 25 Victoria Kobold, 99 Patrice Jackson
UTILITY PLAYERS (6) - 00 Hayley Miles, 4 Leia Ruiz, 7 Jacki Campa, 14 Lorena Bauer, 15 Katie Mathis, 20 Dominique Dinner

By Bats

RIGHT-HANDED (12) - 00 Hayley Miles, 1 Kameron May, 2 Kristin May, 3 Danielle O'Toole, 10 Kayla Bufardeci, 11 Rebecca Arbino, 14 Lorena Bauer, 16 Sam Vlot, 20 Dominique Dinner, 21 Elli Brown, 27 Kaitlin Connors, 99 Patrice Jackson
LEFT-HANDED (8) - 4 Leia Ruiz, 7 Jacki Campa, 8 Tiffany Corder, 9 Monica Downey, 15 Katie Mathis, 17 Stefani Polonia, 22 Kayla Jordan, 25 Victoria Kobold

By Throws

RIGHT (19) - 00 Hayley Miles, 1 Kameron May, 2 Kristin May, 4 Leia Ruiz, 7 Jacki Campa, 8 Tiffany Corder, 9 Monica Downey, 10 Kayla Bufardeci, 11 Rebecca Arbino, 14 Lorena Bauer, 15 Katie Mathis, 16 Sam Vlot, 17 Stefani Polonia, 20 Dominique Dinner, 21 Elli Brown, 22 Kayla Jordan, 25 Victoria Kobold, 27 Kaitlin Connors, 99 Patrice Jackson
LEFT (1) - 3 Danielle O'Toole

By Year

SENIORS (4) - 1 Kameron May, 2 Kristin May, 8 Tiffany Corder, 11 Rebecca Arbino
JUNIORS (6) - 00 Hayley Miles, 14 Lorena Bauer, 15 Katie Mathis, 17 Stefani Polonia, 20 Dominique Dinner, 99 Patrice Jackson
SOPHOMORES (3) - 7 Jacki Campa, 22 Kayla Jordan, 27 Kaitlin Connors

REDSHIRT FRESHMEN (1) - 25 Victoria Kobold

TRUE FRESHMEN (6) - 3 Danielle O'Toole, 4 Leia Ruiz, 9 Monica Downey, 10 Kayla Bufardeci, 16 Sam Vlot, 21 Elli Brown

By Experience

THREE LETTERS (2) - 1 Kameron May, 2 Kristin May
TWO LETTERS (4) - 00 Hayley Miles, 14 Lorena Bauer, 15 Katie Mathis, 99 Patrice Jackson
ONE LETTER (6) - 7 Jacki Campa, 8 Tiffany Corder, 11 Rebecca Arbino, 20 Dominique Dinner, 22 Kayla Jordan, 27 Kaitlin Connors
REDSHIRT (1) - 25 Victoria Kobold
TRANSFER (1) - 17 Stefani Polonia
HIGH SCHOOL (6) - 3 Danielle O'Toole, 4 Leia Ruiz, 9 Monica Downey, 10 Kayla Bufardeci, 16 Sam Vlot, 21 Elli Brown

By Home State

CALIFORNIA (18) - 00 Hayley Miles, 1 Kameron May, 2 Kristin May, 3 Danielle O'Toole, 4 Leia Ruiz, 7 Jacki Campa, 8 Tiffany Corder, 9 Monica Downey, 10 Kayla Bufardeci, 11 Rebecca Arbino, 14 Lorena Bauer, 15 Katie Mathis, 16 Sam Vlot, 17 Stefani Polonia, 20 Dominique Dinner, 22 Kayla Jordan, 25 Victoria Kobold, 27 Kaitlin Connors
SAN DIEGO (4) - 9 Monica Downey (Madison HS), 14 Lorena Bauer (Steele Canyon HS), 22 Kayla Jordan (Bonita Vista HS), 27 Kaitlin Connors (La Costa Canyon HS)
NEVADA (1) - 21 Elli Brown
MISSOURI (1) - 99 Patrice Jackson

By Last Schools

COLLEGES (4) - 8 Tiffany Corder (UC Santa Barbara), 11 Rebecca Arbino (Texas A&M), 17 Stefani Polonia (Towson Univ.), 20 Dominique Dinner (San Diego Mesa College)
HIGH SCHOOLS (16) - 00 Hayley Miles, 1 Kameron May, 2 Kristin May, 3 Danielle O'Toole, 4 Leia Ruiz, 7 Jacki Campa, 9 Monica Downey, 10 Kayla Bufardeci, 14 Lorena Bauer, 15 Katie Mathis, 16 Sam Vlot, 21 Elli Brown, 22 Kayla Jordan, 25 Victoria Kobold, 27 Kaitlin Connors, 99 Patrice Jackson

14-April 3 ... Was 0-1 with a 1.62 ERA over 8 2/3 innings at the Kajikawa Classic from Feb. 7-9 ... Pitched 4 1/3 innings of relief in her collegiate debut vs. Stephen F. Austin (2/8), allowing one run on five hits and three walks, while striking out six ... Got her first collegiate start vs. No. 13/14 Arizona (2/9), allowing two runs (one earned) on six hits and one walk over 4 1/3 innings, while picking up six strikeouts ... Went 1-1 with a 1.91 ERA over 14 2/3 innings at the Campbell/Cartier Classic from Feb. 14-17, while keeping the opposition to a .250 batting average ... Pitched one inning of relief vs. No. 24/22 Kentucky (2/14), walking one and allowing a pair of hits ... Got the start the following day vs. No. 2/1 Oklahoma (2/15) and pitched well, scattering four runs on nine hits and two walks over seven innings, while striking out six, against one of top-hitting lineups in the nation ... Pitched a perfect 2/3 innings of relief to pick up her first collegiate save vs. Cal Poly (2/15) ... Got the win vs. UC Riverside (2/17), yielding one unearned run on just three hits (all singles) and a walk with four strikeouts ... Was 1-1 with a 0.54 ERA over 13 innings at the Mary Nutter Collegiate Classic from Feb. 21-24, while holding the opposition to a .156 average ... Pitched well against No. 7/7 Missouri (2/21) in a loss, yielding two runs (one earned) on four hits and three walks over six innings ... Tossed her first collegiate shutout vs. Ohio State (2/23), allowing just three hits and two walks, while striking out three ... Was 2-1 with a 2.76 ERA over 12 2/3 innings at the San Diego Classic I from Feb. 28-March 3 ... Got the win vs. Brigham Young (2/28), yielding one run on seven hits and a walk over five innings, while striking out seven against one walk ... Earned the victory vs. Utah State (3/2), allowing one unearned run on five hits and a walk over six innings, while striking out six ... Finished 1-1 with a 2.23 ERA over 15 2/3 innings at the Fresno State Classic from March 8-10, striking out 14 against two walks ... Tossed a complete game shutout vs. Saint Mary's (3/9), striking out eight with four hits allowed ... Was 3-0 with a 1.91 ERA over 22 innings in SDSU's seven games from March 12-16, striking out 19 against three walks, while holding the opposition to a .205 mark ... Got the win vs. Miami (3/13) with one hit allowed over four innings ... Struck out a career-high nine batters in a win vs. Bryant (3/14) ... Tossed a complete game shutout with six strikeouts vs. Seton Hall (3/16) ... Did not allow a run over eight innings in the MW-opening series vs. New Mexico from March 28-30, while striking out eight in two starts ... Pitched five scoreless innings with five strikeouts and five hits allowed in the middle game vs. the Lobos (3/29) ... Tossed three scoreless innings with three strikeouts and four hits given up in the finale (3/30) ... Went 2-0 with a 1.15 ERA over 18 1/3 innings and nine strikeouts over SDSU's four games from April 3-7 ... Helped the Aztecs to a 3-1 record over the week by going 2-0 with a 1.15 ERA over 18 1/3 innings, while limiting her opponents to a .188 average ... Tossed a complete game win with one run allowed on four hits and two walks over seven innings, while striking out three, in SDSU's 3-1 win over San Diego (4/3) ... Pitched a complete game victory at Nevada (4/6), giving up one run on four hits and two walks over seven innings, while striking out four ... Went 0-0 with a 3.000 ERA over 2 1/3 innings in San Diego State's two non-conference games at Cal State Fullerton (4/10) and UC Riverside (4/13) ... Was 1-1 with a 3.65 ERA over 7 2/3 innings over SDSU's four games from April 16-21 ... Got the win in the second-game of a doubleheader at Boise State (4/20), allowing two runs on nine hits and a walk over seven innings ... Was named the MW Pitcher of the Week on April 30 after going 1-0 with a 0.88 ERA over the Fresno State series from April 26-28, while limiting the opposition to a .200 average and no extra-base hits ... Tossed a complete game five-hitter vs. the Bulldogs (4/27), allowing two runs (one earned) with three strikeouts ... Pitched only one game over the Colorado State series from May 4-5, getting the win in the opener of a doubleheader (5/5) after allowing four runs (three earned) on seven hits and a walk over six innings, while striking out six ... Was 1-0 with a 0.00 ERA over six innings in the UNLV series from May 9-11 ... Pitched the middle game (5/10), tossing six scoreless innings, allowing four singles, including two bunt hits, and a walk, while recording four strikeouts.

| Year | ERA | W-L | APP | GS | CG | SHO | CBO | SV | IP | H | R | ER | BB | SO | 2B | 3B | HR | AB | B/Avg. | WP | HBP | SFA | SHA |
|--------------|-------------|-------------|-----------|-----------|-----------|----------|----------|----------|--------------|------------|-----------|-----------|-----------|------------|-----------|----------|----------|------------|-------------|----------|----------|----------|-----------|
| 2013 | 1.71 | 14-6 | 32 | 23 | 12 | 3 | 4 | 1 | 143.0 | 135 | 43 | 35 | 34 | 111 | 13 | 0 | 3 | 604 | .246 | 6 | 9 | 0 | 12 |
| TOTAL | 1.71 | 14-6 | 32 | 23 | 12 | 3 | 4 | 1 | 143.0 | 135 | 43 | 35 | 34 | 111 | 13 | 0 | 3 | 604 | .246 | 6 | 9 | 0 | 12 |

DEFENSIVE NOTES

2013: .956 fielding pct., 16 DP, 14-54 CS (.259 pct.), 10 PB **MW:** .953 fielding pct., 6 DP, 3-13 CS (.231 pct.), 1 PB
Home: .958 fielding pct., 8 DP, 9-27 CS (.333 pct.), 3 PB **Road:** .955 fielding pct., 8 DP, 5-27 CS (.185 pct.), 7 PB
Day: .950 fielding pct., 8 DP, 7-26 CS (.269 pct.), 8 PB **Night:** .965 fielding pct., 8 DP, 7-28 CS (.250 pct.), 2 PB

NCAA Rankings (top-100 only) (as of 5/13):

MW Rankings (as of 5/13): 1st in putouts (1,081), 2nd in times caught stealing by (14), 4th in chances (1,585), 5th in assists (435), 5th in double plays (16), 6th in fielding percentage (.956)

SDSU has used 24 different defensive alignments in 53 games ... The defense has been improving each week from 10 errors in 145 chances at the Kajikawa Classic from Feb. 7-9 (.931 fielding percentage) to now just 59 errors over the last 1,440 chances (.959 fielding percentage) ... San Diego State has a .956 fielding percentage on the season (69 errors in 1,585 chances), slightly behind last year's .959 mark (68 errors in 1,645 chances) ... The Aztecs rank first in the Mountain West in putouts (1,081) and second in times caught stealing (14) ... C Kristin May ranks fifth all-time in fielding percentage (.991) ... Four SDSU athletes have a perfect 1.000 fielding percentage this season, including LHP Danielle O'Toole (58 chances), UT Wendy Tamayo (12, no longer with the team), UT Lorena Bauer (10) and UT Jacki Campa (1).

SDSU's Kathy Van Wyk, Stacey Nuvean Deniz Inducted Into Hall of Fames

San Diego State softball head coach Kathy Van Wyk and assistant head coach Stacey Nuvean Deniz were each inducted into their former school's Hall of Fame over the Oct. 13 weekend.

Van Wyk, who is already in the Texas Woman's University hall of fame as an individual (1995), joined the 1978-79 softball team as the school's first Team of Distinction. The Pioneers captured the Association of Intercollegiate Athletics for Women (AIAW) National Championship after posting a 7-1 record in the Women's College World Series.

TWU defeated South Carolina and Arizona State, before falling to Cal Poly Pomona. Texas Woman's then made a run through the loser's bracket, eliminating Indiana, Northern Colorado and Cal Poly Pomona to clinch a spot in the championship game. The Pioneers won the title with back-to-back 1-0 wins over UCLA for their first-ever national title.

Van Wyk was the 1979 Texas AIAW Player of the Year and a catcher/pitcher on the national championship team, before transferring to Cal State Fullerton when TWU dropped its softball program.

Nuvean Deniz, meanwhile, was inducted into the UCLA hall of fame on Friday. A two-time Olympic gold medalist, Nuvean Deniz was a four-time NFCA first-team All-American, a three-time Pac-10 Player of the Year (1999, 2001, 2002) and the inaugural USA Softball National Collegiate Player of the Year in 2002. She ended her Bruin career as the NCAA all-time career leader in home runs (90) and slugging percentage (.945) as well as the school career record-holder for batting average, RBIs, hits, doubles, walks, games played and on-base percentage.

Nuvean Deniz also set UCLA single-season records for batting average (a nation-leading .529 in 2002), home runs (a then-NCAA record 31 in 1999), RBIs (a nation-leading 91 in 1999), total bases (187), slugging percentage (a NCAA record 1.045% in 2002), walks (77 in 2001) and on base percentage (.665 in 2002).

Nuvean Deniz led the Bruins to Women's College World Series appearances in each of her four years, including 1999 when UCLA captured the NCAA Championship. At the national level, Nuvean Deniz helped Team USA win gold at the 2000 and 2004 Olympic Games and silver at the 2008 Olympics.

2013 HOME RUNS

| Player | No. | Solo | 2-Run | 3-Run | GS | LHP | RHP | Home | Road | Neutral | GT | GA | GW | Record | Last | Games Since |
|------------------|-----------|-----------|-----------|----------|----------|----------|-----------|-----------|-----------|-----------|----------|-----------|----------|-------------|-------------------------|-------------|
| Lorena Bauer | 13 | 6 | 5 | 2 | - | - | 13 | 4 | 3 | 6 | 1 | 7 | 2 | 10-2 | 5/10/13 vs. UNLV | 1 |
| Elli Brown | - | - | - | - | - | - | - | - | - | - | - | - | - | - | No D-I HR | 0 |
| Kayla Bufardeci | - | - | - | - | - | - | - | - | - | - | - | - | - | - | No D-I HR | 33 |
| Jacki Campa | - | - | - | - | - | - | - | - | - | - | - | - | - | - | No D-I HR | 1 |
| Kaitlin Connors | 1 | - | - | 1 | - | - | 1 | 1 | - | - | - | - | - | 1-0 | 3/29/13 vs. New Mexico | 12 |
| Tiffany Corder | - | - | - | - | - | - | - | - | - | - | - | - | - | - | No D-I HR | 91 |
| Dominique Dinner | - | - | - | - | - | - | - | - | - | - | - | - | - | - | No D-I HR | 22 |
| Monica Downey | - | - | - | - | - | - | - | - | - | - | - | - | - | - | No D-I HR | 53 |
| Patrice Jackson | 16 | 9 | 4 | 2 | 1 | 1 | 15 | 6 | 7 | 3 | - | 6 | 4 | 12-2 | 5/5/13 at CSU-1 | 4 |
| Kayla Jordan | 6 | 5 | - | - | 1 | - | 6 | 3 | 1 | 2 | - | 5 | 3 | 5-1 | 5/5/13 at CSU-1 | 4 |
| Victoria Kobold | - | - | - | - | - | - | - | - | - | - | - | - | - | - | No D-I HR | 35 |
| Katie Mathis | 1 | 1 | - | - | - | - | 1 | - | 1 | - | - | - | - | 1-0 | 5/5/13 at CSU-1 | 4 |
| Kamerin May | 3 | 3 | - | - | - | - | 3 | 2 | 1 | - | - | 1 | - | 3-0 | 4/5/13 at Nevada | 17 |
| Kristin May | 3 | - | 2 | 1 | - | - | 3 | - | 3 | - | - | - | - | 2-0 | 5/5/13 at CSU-1 | 4 |
| Hayley Miles | - | - | - | - | - | - | - | - | - | - | - | - | - | - | 5/12/12 at UNLV | 4 |
| Stefani Polonia | - | - | - | - | - | - | - | - | - | - | - | - | - | - | No D-I HR | 25 |
| Leia Ruiz | - | - | - | - | - | - | - | - | - | - | - | - | - | - | No D-I HR | 29 |
| TOTALS | 43 | 24 | 11 | 6 | 2 | 1 | 42 | 16 | 16 | 11 | 1 | 19 | 9 | 21-5 | 5/10/13 vs. UNLV | 1 |

LEADOFF HOMERS (3): Kayla Jordan (Feb. 21 vs. Virginia); Kayla Jordan (March 13 vs. Miami); Kayla Jordan (May 5 (G1) at Colorado State)

BACK-TO-BACK HOMERS (1): Patrice Jackson/Lorena Bauer (Feb. 7 vs. Creighton)

GRAND SLAMS (2): Kayla Jordan (March 8 vs. Iowa State); Patrice Jackson (March 14 vs. Bryant)

PINCH-HIT HOMERS (1): Kaitlin Connors (March 29 vs. New Mexico)

WALKOFF HOMERS (1): Kayla Jordan (March 8 vs. Iowa State)

MULTI-HOMER GAMES (4): Patrice Jackson (March 16 vs. Seton Hall); Lorena Bauer (April 20 at Boise State (Game 2)); Patrice Jackson (April 26 vs. Fresno State); Kristin May (May 5 (G1) at Colorado State)

HOME RUN TRACKER

| No. | Player | Gm# | Total | Date | Opponent | On | Inning | Outs | Count |
|-----|-----------------|-----|-------|----------|----------------------|----|--------|------|-------|
| 1 | Patrice Jackson | 1 | 1 | Feb. 7 | vs. Creighton | 0 | 5 | 0 | -- |
| 2 | Lorena Bauer | 1 | 1 | Feb. 7 | vs. Creighton | 0 | 5 | 0 | 3-2 |
| 3 | Lorena Bauer | 3 | 2 | Feb. 8 | vs. Northwestern | 2 | 5 | 2 | 0-1 |
| 4 | Lorena Bauer | 4 | 3 | Feb. 9 | vs. Western Michigan | 1 | 4 | 0 | 0-0 |
| 5 | Lorena Bauer | 5 | 4 | Feb. 9 | vs. Arizona | 0 | 2 | 0 | 2-0 |
| 6 | Kamerin May | 8 | 1 | Feb. 15 | Cal Poly | 0 | 1 | 2 | 1-2 |
| 7 | Kayla Jordan | 8 | 1 | Feb. 15 | Cal Poly | 0 | 7 | 2 | 1-1 |
| 8 | Patrice Jackson | 9 | 2 | Feb. 16 | Notre Dame | 0 | 4 | 0 | 1-1 |
| 9 | Lorena Bauer | 10 | 5 | Feb. 17 | UC Riverside | 1 | 1 | 2 | 3-0 |
| 10 | Kayla Jordan | 10 | 2 | Feb. 17 | UC Riverside | 0 | 6 | 0 | 1-1 |
| 11 | Kamerin May | 10 | 2 | Feb. 17 | UC Riverside | 0 | 6 | 1 | 2-2 |
| 12 | Kayla Jordan | 12 | 3 | Feb. 21 | vs. Virginia | 0 | 1 | 0 | 0-2 |
| 13 | Lorena Bauer | 20 | 6 | March 8 | vs. Iowa State | 0 | 4 | 1 | 3-2 |
| 14 | Kayla Jordan | 20 | 4 | March 8 | vs. Iowa State | 3 | 9 | 1 | 2-1 |
| 15 | Kayla Jordan | 26 | 5 | March 13 | Miami | 0 | 1 | 0 | 1-2 |
| 16 | Lorena Bauer | 26 | 7 | March 13 | Miami | 1 | 3 | 1 | 3-2 |
| 17 | Patrice Jackson | 27 | 3 | March 14 | Bryant | 3 | 7 | 1 | 2-2 |
| 18 | Patrice Jackson | 29 | 4 | March 15 | Buffalo | 0 | 6 | 1 | 0-1 |
| 19 | Patrice Jackson | 30 | 5 | March 16 | vs. Seton Hall | 1 | 1 | 2 | 1-0 |
| 20 | Patrice Jackson | 30 | 6 | March 16 | vs. Seton Hall | 0 | 5 | 2 | 2-0 |
| 21 | Lorena Bauer | 31 | 8 | March 16 | vs. Texas Tech | 1 | 6 | 2 | 0-1 |
| 22 | Patrice Jackson | 32 | 7 | March 28 | New Mexico | 2 | 3 | 2 | 3-2 |
| 23 | Kaitlin Connors | 33 | 1 | March 29 | New Mexico | 2 | 6 | 2 | 3-2 |
| 24 | Patrice Jackson | 36 | 8 | April 5 | at Nevada | 0 | 3 | 2 | 1-1 |
| 25 | Kamerin May | 36 | 3 | April 5 | at Nevada | 1 | 4 | 1 | 0-0 |
| 26 | Lorena Bauer | 37 | 9 | April 6 | at Nevada | 0 | 2 | 0 | 0-0 |
| 27 | Kristin May | 37 | 1 | April 6 | at Nevada | 0 | 4 | 2 | 0-0 |
| 28 | Patrice Jackson | 37 | 9 | April 6 | at Nevada | 0 | 7 | 0 | 2-2 |
| 29 | Patrice Jackson | 38 | 10 | April 7 | at Nevada | 0 | 1 | 2 | 3-2 |
| 30 | Patrice Jackson | 40 | 11 | April 13 | at UC Riverside | 2 | 5 | 0 | -- |
| 31 | Lorena Bauer | 43 | 10 | April 20 | at Boise State-2 | 0 | 4 | 2 | 2-1 |
| 32 | Lorena Bauer | 43 | 11 | April 20 | at Boise State-2 | 0 | 6 | 2 | 2-0 |
| 33 | Patrice Jackson | 43 | 12 | April 20 | at Boise State-2 | 0 | 8 | 0 | 2-0 |
| 34 | Patrice Jackson | 44 | 13 | April 21 | at Boise State | 0 | 4 | 1 | 0-0 |
| 35 | Patrice Jackson | 45 | 14 | April 26 | Fresno State | 1 | 1 | 1 | 0-1 |
| 36 | Patrice Jackson | 45 | 15 | April 26 | Fresno State | 1 | 5 | 2 | 3-1 |
| 37 | Kayla Jordan | 49 | 6 | May 5 | at Colorado State-1 | 0 | 1 | 0 | 3-2 |
| 38 | Kristin May | 49 | 2 | May 5 | at Colorado State-1 | 2 | 1 | 2 | 0-1 |
| 39 | Patrice Jackson | 49 | 16 | May 5 | at Colorado State-1 | 1 | 3 | 0 | 0-2 |
| 40 | Katie Mathis | 49 | 1 | May 5 | at Colorado State-1 | 0 | 4 | 1 | 3-2 |
| 41 | Kristin May | 49 | 3 | May 5 | at Colorado State-1 | 1 | 5 | 2 | 2-1 |
| 42 | Lorena Bauer | 51 | 12 | May 9 | UNLV | 1 | 6 | 1 | 3-1 |
| 43 | Lorena Bauer | 52 | 13 | May 10 | UNLV | 2 | 6 | 2 | 0-0 |

SDSU HOME RUN BREAKDOWN

| | |
|---------------|----|
| at home | 16 |
| on road | 16 |
| neutral | 11 |
| vs. non-MW | 22 |
| vs. MW | 21 |
| solo | 24 |
| two-run | 11 |
| three-run | 6 |
| grand slam | 2 |
| 1st inning | 9 |
| 2nd inning | 2 |
| 3rd inning | 4 |
| 4th inning | 8 |
| 5th inning | 7 |
| 6th inning | 8 |
| 7th inning | 3 |
| 8th inning | 1 |
| 9th inning | 1 |
| with no outs | 15 |
| with one out | 11 |
| with two outs | 17 |
| 0-0 | 6 |
| 1-0 | 1 |
| 2-0 | 4 |
| 3-0 | 1 |
| 0-1 | 5 |
| 1-1 | 4 |
| 2-1 | 3 |
| 3-1 | 2 |
| 0-2 | 2 |
| 1-2 | 2 |
| 2-2 | 3 |
| 3-2 | 8 |
| N/A | 2 |

2013 SAN DIEGO STATE STARTING BATTING ORDERS

| # | Last Game Used | 1 | 2 | 3 | 4 | 5 | 6 | 7 | 8 | 9 | 10 | Used | Record |
|----|---------------------------------|---------|--------|---------|---------|---------|-----------|-----------|--------|--------|---------|------|--------|
| 1 | UNLV (May 9) | Jordan | Corder | Jackson | Bauer | Ka. May | Kr. May | Bufardeci | Downey | Mathis | Arbino | 5 | 3-2 |
| 2 | Long Beach State (March 1) | Jordan | Ruiz | Ka. May | Bauer | Jackson | Kr. May | Mathis | Downey | Kobold | Arbino | 3 | 1-2 |
| 3 | New Mexico (March 28) | Jordan | Corder | Ka. May | Bauer | Jackson | Kr. May | Ruiz | Downey | Kobold | Arbino | 3 | 3-0 |
| 4 | New Mexico (March 30) | Jordan | Mathis | Ka. May | Bauer | Jackson | Kr. May | Ruiz | Downey | Kobold | O'Toole | 3 | 3-0 |
| 5 | at Boise State (April 21) | Jordan | Corder | Jackson | Bauer | Ka. May | Kr. May | Bufardeci | Downey | Kobold | Arbino | 3 | 1-2 |
| 6 | Northwestern (Feb. 8) | Jordan | Mathis | Ka. May | Jackson | Bauer | Kr. May | Bufardeci | Downey | Dinner | Arbino | 2 | 2-0 |
| 7 | Brigham Young (Feb. 28) | Jordan | Ruiz | Ka. May | Bauer | Jackson | Kr. May | Mathis | Downey | Kobold | O'Toole | 2 | 2-0 |
| 8 | Notre Dame (Feb. 16) | Jordan | Mathis | Ka. May | Bauer | Jackson | Kr. May | Connors | Downey | Dinner | Arbino | 2 | 1-1 |
| 9 | Utah State (March 2) | Jordan | Mathis | Ka. May | Bauer | Jackson | Kr. May | Connors | Downey | Kobold | O'Toole | 2 | 1-1 |
| 10 | Seton Hall (March 16) | Jordan | Corder | Ka. May | Bauer | Jackson | Kr. May | Ruiz | Downey | Kobold | O'Toole | 2 | 2-0 |
| 11 | at Boise State-2 (April 20) | Jordan | Corder | Jackson | Bauer | Ka. May | Kr. May | Bufardeci | Downey | Kobold | O'Toole | 2 | 1-1 |
| 12 | at Colorado State-1 (May 5) | Jordan | Corder | Jackson | Bauer | Ka. May | Kr. May | Bufardeci | Downey | Mathis | O'Toole | 2 | 2-0 |
| 13 | Stephen F. Austin (Feb. 8) | Jordan | Ruiz | Ka. May | Jackson | Bauer | Tamayo | Bufardeci | Downey | Dinner | O'Toole | 1 | 0-1 |
| 14 | Western Michigan (Feb. 9) | Jordan | Ruiz | Ka. May | Jackson | Bauer | Kr. May | Bufardeci | Corder | Dinner | Arbino | 1 | 1-0 |
| 15 | Arizona (Feb. 9) | Jordan | Mathis | Ka. May | Jackson | Bauer | Kr. May | Bufardeci | Downey | Dinner | O'Toole | 1 | 0-1 |
| 16 | Oklahoma (Feb. 15) | Jordan | Mathis | Jackson | Bauer | Ka. May | Kr. May | Connors | Downey | Dinner | O'Toole | 1 | 0-1 |
| 17 | Cal Poly (Feb. 15) | Jordan | Ruiz | Ka. May | Bauer | Jackson | Kr. May | Bufardeci | Downey | Kobold | Arbino | 1 | 1-0 |
| 18 | UC Riverside (Feb. 17) | Jordan | Mathis | Ka. May | Bauer | Jackson | Kr. May | Ruiz | Downey | Kobold | O'Toole | 1 | 1-0 |
| 19 | Virginia (Feb. 21) | Jordan | Ruiz | Ka. May | Bauer | Jackson | Bufardeci | Connors | Downey | Kobold | Arbino | 1 | 0-1 |
| 20 | UCLA (March 3) | Jordan | Mathis | Ka. May | Bauer | Jackson | Kr. May | Ruiz | Downey | Kobold | Arbino | 1 | 0-1 |
| 21 | Iowa State (March 8) | Jordan | Mathis | Ka. May | Bauer | Jackson | Kr. May | Connors | Downey | Kobold | Arbino | 1 | 1-0 |
| 22 | Oregon (March 8) | Jordan | Mathis | Ka. May | Bauer | Kr. May | Jackson | Ruiz | Downey | Kobold | O'Toole | 1 | 0-1 |
| 23 | California (March 9) | Jordan | Mathis | Ka. May | Bauer | Kr. May | Jackson | Ruiz | Downey | Kobold | Arbino | 1 | 0-1 |
| 24 | Saint Mary's (March 9) | Jordan | Corder | Ka. May | Bauer | Kr. May | Jackson | Bufardeci | Downey | Dinner | O'Toole | 1 | 1-0 |
| 25 | Oregon State (March 10) | Jordan | Mathis | Ka. May | Bauer | Kr. May | Jackson | Bufardeci | Downey | Kobold | Arbino | 1 | 0-1 |
| 26 | Iona (March 12) | Jordan | Mathis | Ka. May | Bauer | Jackson | Kr. May | Bufardeci | Downey | Kobold | O'Toole | 1 | 1-0 |
| 27 | Bryant (March 14) | Jordan | Corder | Ka. May | Bauer | Jackson | Kr. May | Bufardeci | Downey | Kobold | O'Toole | 1 | 1-0 |
| 28 | San Diego (April 3) | Jackson | Mathis | Jordan | Bauer | Ka. May | Kr. May | Ruiz | Downey | Corder | O'Toole | 1 | 1-0 |
| 29 | at Nevada (April 5) | Jackson | Mathis | Jordan | Bauer | Ka. May | Kr. May | Bufardeci | Downey | Corder | Arbino | 1 | 1-0 |
| 30 | at Nevada (April 6) | Jordan | Mathis | Jackson | Bauer | Ka. May | Kr. May | Bufardeci | Downey | Kobold | O'Toole | 1 | 1-0 |
| 31 | at Nevada (April 7) | Jordan | Kobold | Jackson | Bauer | Ka. May | Kr. May | Bufardeci | Downey | Mathis | O'Toole | 1 | 0-1 |
| 32 | at Cal St. Fullerton (April 10) | Jordan | Kobold | Jackson | Bauer | Ka. May | Kr. May | Bufardeci | Downey | Mathis | Arbino | 1 | 1-0 |
| 33 | UNLV (May 10) | Jordan | Corder | Jackson | Bauer | Ka. May | Kr. May | Ruiz | Downey | Mathis | O'Toole | 1 | 1-0 |
| 34 | UNLV (May 11) | Jordan | Corder | Jackson | Bauer | Ka. May | Kr. May | Connors | Downey | Kobold | Arbino | 1 | 1-0 |

2013 SAN DIEGO STATE STARTING FIELDERS

| # | Last Game Used | P | C | 1B | 2B | 3B | SS | LF | CF | RF | DP | Used | Record |
|----|---------------------------------|---------|---------|---------|--------|-----------|--------|--------|---------|---------|---------|------|--------|
| 1 | New Mexico (March 30) | O'Toole | Kr. May | Ka. May | Mathis | Ruiz | Downey | Jordan | Kobold | Jackson | Bauer | 7 | 6-1 |
| 2 | UNLV (May 9) | Arbino | Kr. May | Ka. May | Corder | Bufardeci | Downey | Jordan | Jackson | Mathis | Bauer | 6 | 4-2 |
| 3 | California (March 9) | Arbino | Kr. May | Ka. May | Mathis | Ruiz | Downey | Jordan | Kobold | Jackson | Bauer | 5 | 1-4 |
| 4 | New Mexico (March 28) | Arbino | Kr. May | Ka. May | Corder | Ruiz | Downey | Jordan | Kobold | Jackson | Bauer | 3 | 3-0 |
| 5 | at Boise State-2 (April 20) | O'Toole | Kr. May | Ka. May | Corder | Bufardeci | Downey | Jordan | Kobold | Jackson | Bauer | 3 | 2-1 |
| 6 | at Boise State (April 21) | Arbino | Kr. May | Ka. May | Corder | Bufardeci | Downey | Jordan | Kobold | Jackson | Bauer | 3 | 1-2 |
| 7 | Northwestern (Feb. 8) | Arbino | Kr. May | Ka. May | Mathis | Bufardeci | Downey | Jordan | Dinner | Jackson | Bauer | 2 | 2-0 |
| 8 | Notre Dame (Feb. 16) | Arbino | Kr. May | Ka. May | Mathis | Connors | Downey | Jordan | Dinner | Jackson | Bauer | 2 | 1-1 |
| 9 | Utah State (March 2) | O'Toole | Kr. May | Ka. May | Mathis | Connors | Downey | Jordan | Kobold | Jackson | Bauer | 2 | 1-1 |
| 10 | Seton Hall (March 16) | O'Toole | Kr. May | Ka. May | Corder | Ruiz | Downey | Jordan | Kobold | Jackson | Bauer | 2 | 2-0 |
| 11 | at Nevada (April 7) | O'Toole | Kr. May | Ka. May | Mathis | Bufardeci | Downey | Jordan | Kobold | Jackson | Bauer | 2 | 1-1 |
| 12 | at Cal St. Fullerton (April 10) | Arbino | Kr. May | Ka. May | Mathis | Bufardeci | Downey | Jordan | Kobold | Jackson | Bauer | 2 | 1-1 |
| 13 | at Colorado State-2 (May 5) | O'Toole | Kr. May | Ka. May | Corder | Bufardeci | Downey | Jordan | Jackson | Mathis | Bauer | 2 | 2-0 |
| 14 | UNLV (May 10) | O'Toole | Kr. May | Ka. May | Corder | Ruiz | Downey | Jordan | Jackson | Mathis | Bauer | 2 | 2-0 |
| 15 | Stephen F. Austin (Feb. 8) | Bauer | Tamayo | Ka. May | Ruiz | Bufardeci | Downey | Jordan | Dinner | Jackson | O'Toole | 1 | 0-1 |
| 16 | Western Michigan (Feb. 9) | Bauer | Kr. May | Ka. May | Corder | Bufardeci | Ruiz | Jordan | Dinner | Jackson | Arbino | 1 | 1-0 |
| 17 | Arizona (Feb. 9) | O'Toole | Kr. May | Ka. May | Mathis | Bufardeci | Downey | Jordan | Dinner | Jackson | Bauer | 1 | 0-1 |
| 18 | Oklahoma (Feb. 15) | O'Toole | Kr. May | Ka. May | Mathis | Connors | Downey | Jordan | Dinner | Jackson | Bauer | 1 | 0-1 |
| 19 | Cal Poly (Feb. 15) | Arbino | Kr. May | Ka. May | Ruiz | Bufardeci | Downey | Jordan | Kobold | Jackson | Bauer | 1 | 1-0 |
| 20 | Virginia (Feb. 21) | Arbino | Connors | Ka. May | Ruiz | Bufardeci | Downey | Jordan | Kobold | Jackson | Bauer | 1 | 0-1 |
| 21 | Iowa State (March 8) | Arbino | Kr. May | Ka. May | Mathis | Connors | Downey | Jordan | Kobold | Jackson | Bauer | 1 | 1-0 |
| 22 | Saint Mary's (March 9) | O'Toole | Kr. May | Ka. May | Corder | Bufardeci | Downey | Jordan | Dinner | Jackson | Bauer | 1 | 1-0 |
| 23 | Iona (March 12) | Bauer | Kr. May | Ka. May | Mathis | Bufardeci | Downey | Jordan | Kobold | Jackson | O'Toole | 1 | 1-0 |
| 24 | UNLV (May 11) | Arbino | Kr. May | Ka. May | Corder | Connors | Downey | Jordan | Kobold | Jackson | Bauer | 1 | 1-0 |

GAME 19: March 3, 2013 - SDSU Softball Stadium. No. 12/10 UCLA 7, San Diego State 0. Includes player statistics for UCLA and SDSU.

Score by Innings 1 2 3 4 5 6 7 -- R H E. E - Mathis(4); Ruiz(5). DP - UCLA 1. LOB - UCLA 9; SDSU 8. 2B - Hall(1); Tiumalu(1); Jordan(4); Mathis(3). 3B - Bates(1). HR - LaRosa(6). HBP - Carda. SH - Tiumalu(2); Mathis(4). CS - Bennett(2).

GAME 22: March 9, 2013 - Fresno, Calif. No. 6/6 California 1, San Diego State 0. Includes player statistics for California and SDSU.

Score by Innings 1 2 3 4 5 6 7 -- R H E. No. 6/6 California (18-2) 0 0 0 0 0 0 1 -- 1 7 1. San Diego State (11-11) 0 0 0 0 0 0 -- 0 1 1. E - Taylor; Downey(9). DP - CAL 1; SDSU 1. LOB - CAL 6; SDSU 2. 3B - Bauer(2). HBP - May, Ka.

GAME 25: March 12, 2013 - SDSU Softball Stadium. San Diego State 10, Iona 7. Includes player statistics for Iona and SDSU.

Score by Innings 1 2 3 4 5 6 7 -- R H E. Iona (4-11) 3 0 0 0 0 4 -- 7 9 1. San Diego State (13-12) 1 0 4 0 5 0 x -- 10 15 0. E - Hand. DP - Iona 1; SDSU 1. LOB - Iona 4; SDSU 6. 2B - Kann; May, Ka.(3); Jackson(4). HR - Costello; Schutz. SH - May, Ka.(2); Downey(2). SB - Jordan(6); Poloncia(4). CS - Petersen.

GAME 20: March 8, 2013 - Fresno, Calif. San Diego State 7, Iowa State 4 (9 innings). Includes player statistics for Iowa State and SDSU.

Score by Innings 1 2 3 4 5 6 7 8 9 R H E. Iowa State (9-9) 0 0 0 0 0 1 1 2 - 4 4 3. San Diego State (11-9) 0 0 0 1 0 0 0 1 5 - 7 13 3. E - Connors(3); Downey 2(8). LOB - ISU 6; SDSU 7. 2B - Bauer(8); Jackson(3); May, Kr.(6). HR - Torrescano 2; Jordan(4); Bauer(6). SH - Davison; Reese; Jordan(1); Bufardec(1). SB - Hawryluk; Corder(1). CS - Poloncia(1).

GAME 23: March 9, 2013 - Fresno, Calif. San Diego State 7, Saint Mary's 0. Includes player statistics for SDSU and St. Mary's.

Score by Innings 1 2 3 4 5 6 7 -- R H E. San Diego State (12-11) 0 0 5 1 0 1 0 -- 7 7 0. Saint Mary's (4-14) 0 0 0 0 0 0 0 -- 0 4 3. E - Musgrave; Hazel 2. DP - SDSU 1. LOB - SDSU 3; St. Mary's 4. 2B - Jordan(5); Bauer(9). 3B - Jordan(2). HBP - Konstaninop. SH - Konstaninop. SF - May, Ka.(2). SB - Poloncia(3).

GAME 26: March 13, 2013 - SDSU Softball Stadium. San Diego State 13, Miami 0 (5 innings). Includes player statistics for Miami and SDSU.

Score by Innings 1 2 3 4 5 -- R H E. Miami (2-15) 0 0 0 0 0 -- 0 3 2. San Diego State (14-12) 3 0 2 8 x -- 13 13 0. E - McIntyre; Arbour. LOB - Miami 5; SDSU 4. 2B - Bauer(11); Jackson(5); Downey(1). 3B - May, Ka.(2). HR - Jordan(5); Bauer(7). CS - Jordan(1).

GAME 21: March 8, 2013 - Fresno, Calif. No. 9/8 Oregon 3, San Diego State 2. Includes player statistics for SDSU and Oregon.

Score by Innings 1 2 3 4 5 6 7 -- R H E. San Diego State (11-10) 0 0 2 0 0 0 0 -- 2 3 1. No. 9/8 Oregon (20-3) 2 0 0 0 0 0 1 -- 3 10 0. E - Mathis(5). DP - SDSU 1; ORE 1. LOB - SDSU 4; ORE 6. 2B - Howard(4). SH - Kobold(2). SB - Takeda(12). CS - Pappas(2).

GAME 24: March 10, 2013 - Fresno, Calif. No. 23/rv Oregon State 9, San Diego State 5. Includes player statistics for SDSU and Oregon State.

Score by Innings 1 2 3 4 5 6 7 -- R H E. San Diego State (12-12) 2 0 0 1 1 1 0 -- 5 10 1. No. 23/rv Oregon State (20-4) 0 0 0 0 8 1 x -- 9 11 1. E - May Kr.(1); Gilmore. LOB - SDSU 10; OSU 4. 2B - Mathis(4); Bauer(10); May, Kr.(7); DiDomenico. 3B - Jordan(3); Gilmore; Santana. HBP - Mathis 2. SH - May, Ka.(1); Conrad. SB - Gilmore 2; Doremus.

GAME 27: March 14, 2013 - SDSU Softball Stadium. San Diego State 13, Bryant 6. Includes player statistics for SDSU and Bryant.

Score by Innings 1 2 3 4 5 6 7 -- R H E. San Diego State (15-12) 1 0 2 3 1 0 6 -- 13 15 2. Bryant (2-6) 2 0 0 0 1 3 -- 6 8 3. E - Jackson(1); Downey(10); Corder; Bell 2. DP - Bryant 1. LOB - SDSU 11; Bryant 3. 2B - Jordan(6); May, Ka.(4); Corder; Mable. 3B - Corder(1). HR - Jackson(3). HBP - Murray. SH - Jordan(2); Corder(1). SB - Downey(2); Kobold(5). CS - Downey(2); Bell.

AZTEC SEASON RECORDS (BOLD indicates happened this season; ♦ indicates happened in Van Wyk era)

OFFENSIVE RECORDS

▷ **BATTING AVG. (min. 100 AB)**

- ♦Hayley Miles (2012) .429
- ♦Lorena Bauer (2013) .421
- ♦Kellie Nordhagen (2000) .389
- ♦Erin Floros (2006) .388
- ♦Jessica Camello (2010) .387
- ♦Brittany Knudsen (2007) .386
- ♦Brittany Knudsen (2010) .384
- Trish Mang (1988) .3790
- ♦Monica Alnes (2006) .3786
- ♦Patrice Jackson (2013) .368

▷ **SLUGGING PCT. (min. 100 AB)**

- ♦Hayley Miles (2012) .909
- ♦Lorena Bauer (2013) .805
- ♦Patrice Jackson (2013) .750
- ♦Lorena Bauer (2012) .683
- ♦Lorena Bauer (2011) .633
- ♦Patrice Jackson (2012) .584
- ♦Erin Floros (2006) .558
- ♦Monica Alnes (2006) .557
- ♦Hayley Miles (2011) .548
- Trish Mang (1987) .541

▷ **ON-BASE PCT. (min. 100 AB)**

- ♦Hayley Miles (2012) .519
- ♦Lorena Bauer (2013) .477
- ♦Erin Floros (2006) .467
- ♦Brittany Knudsen (2007) .464
- ♦Meagan Hartung (2004) .462
- Trish Mang (1988) .462
- ♦Patrice Jackson (2013) .459
- ♦Brittany Knudsen (2010) .458
- ♦Janna Kovensky (2004) .449
- ♦Monica Alnes (2006) .447

▷ **OPS PCT. (OB% + SLG%) (min. 100 AB)**

- ♦Hayley Miles (2012) 1.428
- ♦Lorena Bauer (2013) 1.282
- ♦Patrice Jackson (2013) 1.209
- ♦Lorena Bauer (2012) 1.053
- ♦Erin Floros (2006) 1.025
- ♦Monica Alnes (2006) 1.004
- Trish Mang (1988) 1.002
- ♦Hayley Miles (2011) .988
- ♦Brittany Knudsen (2007) .988
- ♦Brittany Knudsen (2010) .972

▷ **GAMES PLAYED**

- Barbara Mays (1985) .71
- Shannon Mason (1985) .70
- Joanne Vilarino (1985) .68
- Katy Murphy (1985) .67
- ♦Sarah Hershman (2001) .65
- ♦Janna Kovensky (2001) .65
- ♦Kellie Nordhagen (2001) .65
- Lori Turken (1985) .65
- ♦Tiffany Goudy (2002) .64
- ♦Sarah Hershman (2002) .64
- ♦Janna Kovensky (2002) .64
- ♦Kelcy Murphy (2002) .64
- ♦Tiffany Goudy (2001) .64
- Lisa Michie (1985) .64

▷ **GAMES STARTED (since 1991)**

- ♦Janna Kovensky (2001) .65
- ♦Tiffany Goudy (2002) .64
- ♦Sarah Hershman (2002) .64
- ♦Tiffany Goudy (2001) .64
- ♦Kellie Nordhagen (2001) .64
- ♦Janna Kovensky (2002) .63
- ♦Kelcy Murphy (2002) .63
- ♦Kellie Nordhagen (2002) .63
- ♦Sarah Hershman (2001) .63
- ♦Erin Floros (2008) .61
- ♦Brittany Knudsen (2008) .61
- ♦Tamani Wells (2008) .61
- ♦Kellie Nordhagen (2000) .61

▷ **AT BATS**

- Barb Mays (1985) .237
- ♦Kellie Nordhagen (2001) .218
- ♦Kellie Nordhagen (2002) .212
- ♦Kellie Nordhagen (2000) .208
- ♦Tiffany Goudy (2001) .201
- ♦Tonye McCorkle (2008) .197
- ♦Janna Kovensky (2002) .195
- ♦Tamani Wells (2008) .194
- ♦Kelley Santa Cruz (1997) .194
- ♦Tiffany Goudy (2002) .193
- ♦Janna Kovensky (2001) .193

▷ **RUNS**

- ♦Hayley Miles (2012) .62
- ♦Tiffany Goudy (2002) .41
- ♦Kellie Nordhagen (2000) .40
- ♦Brittany Knudsen (2008) .39
- ♦Brittany Knudsen (2007) .39
- ♦Jessica Camello (2011) .38
- ♦Kayla Jordan (2013) .37
- ♦Tonye McCorkle (2008) .37
- ♦Meagan Hartung (2004) .37
- ♦Janna Kovensky (2004) .37
- ♦Kellie Nordhagen (2002) .37
- ♦Patrice Jackson (2013) .35

▷ **HITS**

- ♦Kellie Nordhagen (2000) .81
- ♦Hayley Miles (2012) .75
- ♦Kellie Nordhagen (2001) .75
- ♦Tiffany Goudy (2002) .70
- ♦Lorena Bauer (2013) .67
- ♦Kellie Nordhagen (2002) .67
- ♦Tamani Wells (2008) .64
- ♦Brittany Knudsen (2007) .64
- ♦Meagan Hartung (2004) .64
- ♦Tiffany Goudy (2001) .63
- Trish Mang (1987) .63
- ♦Kayla Jordan (2013) .59

▷ **EXTRA-BASE HITS**

- ♦Hayley Miles (2012) .42
- ♦Lorena Bauer (2013) .33
- ♦Patrice Jackson (2013) .26
- ♦Lorena Bauer (2011) .25
- ♦Patrice Jackson (2012) .22
- ♦Lorena Bauer (2012) .21
- Trish Mang (1987) .21
- ♦Kayla Jordan (2013) .20
- ♦Tiffany Goudy (2002) .20
- ♦Hayley Miles (2011) .19

▷ **SINGLES**

- ♦Kellie Nordhagen (2000) .64
- ♦Kellie Nordhagen (2001) .63
- ♦Tamani Wells (2008) .61
- ♦Joann Figueroa (2002) .55
- ♦Kellie Nordhagen (2002) .54
- ♦Brittany Knudsen (2007) .52
- ♦Joann Figueroa (2003) .52
- ♦Tiffany Goudy (2001) .51
- ♦Janna Kovensky (2004) .51
- ♦Erin Mahoney (2003) .51

▷ **DOUBLES**

- ♦Hayley Miles (2012) .20
- ♦Lorena Bauer (2013) .18
- ♦Tiffany Goudy (2002) .14
- ♦Kellie Nordhagen (2000) .14
- Shanon Pouelsen (1994) .14
- ♦Brittany Knudsen (2009) .13
- ♦Erin Floros (2006) .13
- ♦Meagan Hartung (2004) .13
- ♦Kristin May (2013) .12
- ♦Monica Alnes (2006) .12
- ♦Sarah Hershman (2002) .12
- Trish Mang (1987) .12

▷ **TRIPLES**

- ♦Kayla Jordan (2013) .6
- ♦Kayla Jordan (2012) .5
- Shanon Pouelsen (1993) .5
- Stacy Goff (1987) .5
- ♦Lindsey Marquez (2011) .4
- ♦Tonye McCorkle (2009) .4
- ♦Tonye McCorkle (2008) .4
- ♦Tamani Wells (2007) .4
- ♦Tiffany Goudy (2002) .4
- ♦Kelcy Murphy (2002) .4
- Six others tied at .4

▷ **HOME RUNS**

- ♦Hayley Miles (2012) .20
- ♦Patrice Jackson (2013) .16
- ♦Lorena Bauer (2011) .15
- ♦Lorena Bauer (2013) .13
- ♦Lorena Bauer (2012) .13
- ♦Patrice Jackson (2012) .11
- ♦Justeen Maeva (2012) .7
- ♦Justeen Maeva (2011) .7
- ♦Erryn Gutjahr (1999) .7
- ♦Kayla Jordan (2013) .6
- ♦Jen Wisneski (2011) .6
- ♦Megan McDonald (2006) .6
- Trish Mang (1987) .6

▷ **RUNS BATTED IN**

- ♦Lorena Bauer (2013) .49
- ♦Hayley Miles (2012) .49
- ♦Lorena Bauer (2011) .48
- ♦Justeen Maeva (2012) .42
- ♦Patrice Jackson (2013) .41
- ♦Kelcy Murphy (2002) .41
- ♦Patrice Jackson (2012) .39
- ♦Justeen Maeva (2011) .39
- ♦Erin Floros (2008) .39
- ♦Tiffany Goudy (2002) .38

▷ **TOTAL BASES**

- ♦Hayley Miles (2012) .159
- ♦Lorena Bauer (2013) .128
- ♦Patrice Jackson (2013) .114
- ♦Kellie Nordhagen (2000) .102
- Trish Mang (1987) .99
- ♦Tiffany Goudy (2002) .98
- ♦Kayla Jordan (2013) .97
- ♦Patrice Jackson (2012) .94
- ♦Lorena Bauer (2011) .93
- ♦Kellie Nordhagen (2001) .92

▷ **WALKS**

- ♦Hayley Miles (2012) .34
- ♦Brittany Knudsen (2009) .28
- ♦Meagan Hartung (2004) .28
- ♦Anne Marie Riskey (1998) .28
- ♦Brittany Knudsen (2008) .27
- ♦Patrice Jackson (2013) .26
- ♦Janna Kovensky (2004) .26
- Tracy Stowe (1992) .25
- ♦Brittany Knudsen (2007) .24
- ♦Chrystal Friesen (1996) .24

▷ **STRIKEOUTS (since 1981)**

- ♦Kelcy Murphy (2003) .40
- ♦Brittany Knudsen (2008) .38
- ♦Patrice Jackson (2012) .36
- ♦Summer Ehram (2002) .34
- ♦Brittany Knudsen (2009) .33
- ♦Brittany Knudsen (2007) .32
- Erin Murphy (1984) .32
- ♦Tonye McCorkle (2009) .31
- ♦Joann Figueroa (2001) .31
- ♦Summer Ehram (2001) .30
- ♦Chrystal Friesen (1995) .30

▷ **TIMES HIT BY PITCH (since 1981)**

- ♦Amber Grahman (2002) .8
- ♦Kristen Carranza (2005) .6
- ♦Tashie Aguinaga (2001) .6
- Robin Long (1989) .6
- ♦Hayley Miles (2011) .5
- ♦Monica Alnes (2010) .5
- ♦Meagan Hartung (2006) .5
- ♦Megan McDonald (2006) .5
- ♦Megan McDonald (2005) .5
- ♦Katie Mathis (2013) .4
- ♦Kamerin May (2013) .4
- ♦Justeen Maeva (2012) .4
- ♦Eva Sahatdjian (2011) .4
- ♦Meagan Hartung (2004) .4
- ♦Kayla Jordan (2013) .3

▷ **STOLEN BASES**

- ♦Gina Punaro (1997) .32
- ♦Tamani Wells (2008) .25
- ♦Kelley Santa Cruz (1997) .25
- ♦Kelley Santa Cruz (1996) .23
- ♦Tami Simpson (1999) .20
- Jennifer Hambly (1993) .20
- ♦Sarah Hershman (2002) .19
- ♦Janna Kovensky (2002) .19
- ♦Jackie Eigner (1997) .18
- Lori Turken (1982) .18

▷ **STOLEN BASE % (since '83; min. 8 att)**

- Lori Turken (1982) 1.000 (18/18)
- ♦Janna Kovensky (2004) 1.000 (17/17)
- ♦Jen Wisneski (2011) 1.000 (8/8)
- ♦Tami Simpson (1998) 1.000 (8/8)
- ♦Stefanie Quichocho-Rosario (2007) .938
- ♦Brittany Knudsen (2008) .923
- ♦Meagan Hartung (2006) .923
- ♦Kelley Santa Cruz (1996) .920
- ♦Tonye McCorkle (2009) .917
- Tracy Stowe (1992) .917

▷ **SACRIFICE HITS**

- Joanne Vilarino (1985) .28
- Tracy Stowe (1992) .25
- ♦Tamani Wells (2008) .23
- ♦Joann Figueroa (2002) .21
- ♦Sarah Hershman (2001) .19
- ♦Anne Marie Riskey (1997) .18
- Tracy Stowe (1991) .18
- Cindy Moser (1984) .18
- ♦Bree Boyer (2004) .16
- ♦Erin Mahoney (2004) .16
- ♦Sarah Hershman (2002) .16

▷ **SACRIFICE FLIES (since 1983)**

- Robin Long (1987) .5
- ♦Lindsey Marquez (2008) .4
- ♦Kelly Bunker (1999) .4
- ♦Patrice Jackson (2013) .3
- ♦Kamerin May (2013) .3
- ♦Patrice Jackson (2012) .3
- ♦Lorena Bauer (2011) .3
- ♦Justeen Maeva (2010) .3
- ♦Taryin Casillas (2007) .3
- ♦Joann Figueroa (2004) .3
- ♦Janna Kovensky (2002) .3
- ♦Tashie Aguinaga (2000) .3
- ♦Erryn Gutjahr (1999) .3
- Stephanie Chapel (1990) .3
- ♦Tiffany Corder (2013) .2

▷ **AB/STRIKEOUT (since '81; min. 100 AB)**

- Trish Mang (1988) 124.00
- Trish Mang (1987) 61.00
- ♦Jackie Eigner (1998) 51.00
- Jennifer Hambly (1992) 36.00
- Jennifer Woolery (1994) 33.25
- Julie Caldwell (1989) 31.20
- ♦Tamani Wells (2007) 29.50
- ♦Erin Floros (2009) 28.75
- ♦Vanessa Villegas (2000) 25.60
- Barbara Mays (1986) 24.29

AZTEC SEASON RECORDS CONTINUED

PITCHING RECORDS

▷ **WINS**

- Christina Ross (2008)30
- Sandra Durazo (2001)30
- Samantha Beasley (2010)29
- Sandra Durazo (2000)25
- Christina Ross (2007)23
- Rebecca Arbino (2013)20
- Bailey Micetich (2011)20
- Bre DeSanta (2002)20
- Bailey Micetich (2009)19
- Bre DeSanta (2003)18
- Sandra Durazo (1999)18

▷ **WIN PCT. (min. 12 decisions)**

- Celena Velasquez (2004)762
- Bre DeSanta (2003)750
- Bailey Micetich (2009)731
- Samantha Beasley (2010)725
- Danielle O'Toole (2013)700
- Bre DeSanta (2002)690
- Christina Ross (2008)682
- Bailey Micetich (2012)680
- Sandra Durazo (2000)676
- Celena Velasquez (2006)667
- Sandra Durazo (2001)667

▷ **EARNED RUN AVG. (min. 80 IP)**

- Patty Mackey (1983)0.33
- Robyn Reid (1984)0.45
- Lisa Perettie (1991)0.71
- Patty Mackey (1982)0.72
- Robyn Reid (1983)0.78
- Christina Ross (2008)1.00
- Patty Mackey (1980)1.01
- Robyn Reid (1985)1.08
- Lori Thompson (1985)1.13
- Bre DeSanta (2003)1.15

▷ **APPEARANCES**

- Christina Ross (2008)52
- Sandra Durazo (2001)47
- Bre DeSanta (2002)46
- Sandra Durazo (2000)46
- Samantha Beasley (2010)45
- Christina Ross (2007)45
- Bailey Micetich (2011)42
- Celena Velasquez (2005)42
- Samantha Beasley (2009)41
- MarQuessa Penrod (1995)41
- Michelle Wesson (1990)41
- Rebecca Arbino (2013)40

▷ **GAMES STARTED**

- Sandra Durazo (2001)40
- Christina Ross (2008)38
- Lisa Michie (1986)34
- Samantha Beasley (2010)33
- Christina Ross (2007)33
- Michelle Wesson (1990)33
- Karen McCormick (1992)31
- Heidi Urban (1987)31
- Robyn Reid (1985)31
- Karen McCormick (1993)30

▷ **COMPLETE GAMES**

- Sandra Durazo (2001)35
- Christina Ross (2008)31
- Lisa Michie (1986)30
- Michelle Wesson (1990)28
- Heidi Urban (1987)26
- Robyn Reid (1985)26
- Christina Ross (2007)25
- Karen McCormick (1993)24
- MarQuessa Penrod (1993)24
- Karen McCormick (1992)24

▷ **SOLO SHUTOUTS (since 1999)**

- Samantha Beasley (2010)11
- Celena Velasquez (2005)10
- Christina Ross (2008)9
- Christina Ross (2007)9
- Sandra Durazo (2001)9
- Bre DeSanta (2003)8
- Samantha Beasley (2009)7
- Bailey Micetich (2009)7
- Bailey Micetich (2012)6
- Rebecca Arbino (2013)5
- Christina Ross (2006)5
- Cori Janelli (2004)5
- Sandra Durazo (2000)5
- Sandra Durazo (1999)5
- Tara Atkins (1998)5
- Sandra Durazo (1998)5

▷ **TOTAL SHUTOUTS**

- Samantha Beasley (2010)14
- Christina Ross (2008)14
- Celena Velasquez (2005)12
- Samantha Beasley (2009)11
- Bailey Micetich (2009)11
- Bre DeSanta (2003)10
- Sandra Durazo (2001)10
- Michelle Wesson (1990)10
- Rebecca Arbino (2013)9
- Christina Ross (2007)9

▷ **SAVES**

- Samantha Beasley (2009)6
- Celena Velasquez (2005)6
- Bre DeSanta (2002)6
- Celena Velasquez (2004)5
- Rebecca Arbino (2012)4
- Samantha Beasley (2011)3
- Bailey Micetich (2010)3
- Renae Mohamed (1997)3
- Rebecca Arbino (2013)2
- Christina Ross (2008)2
- Christina Ross (2007)2
- Christina Ross (2006)2
- Deanna Richards (2003)2
- Sandra Durazo (2000)2
- Five others tied at2

▷ **INNINGS PITCHED**

- Sandra Durazo (2001)297.1
- Christina Ross (2008)293.2
- Lisa Michie (1986)253.0
- Samantha Beasley (2010)240.0
- Michelle Wesson (1990)237.0
- Christina Ross (2007)228.2
- Sandra Durazo (2000)224.1
- Karen McCormick (1992)219.1
- Heidi Urban (1987)216.0
- Bre DeSanta (2002)211.2
- Rebecca Arbino (2013)207.1

▷ **STRIKEOUTS**

- Samantha Beasley (2010)354
- Christina Ross (2008)275
- Samantha Beasley (2009)227
- Celena Velasquez (2005)211
- Sandra Durazo (2001)203
- Christina Ross (2007)201
- Bre DeSanta (2003)199
- Bailey Micetich (2012)198
- Rebecca Arbino (2013)196
- Bailey Micetich (2009)180

▷ **K'S PER 7 INNINGS (min. 80 IP)**

- Samantha Beasley (2010)10.32
- Melissa Owens (2007)8.66
- Samantha Beasley (2009)8.45
- Bailey Micetich (2012)8.30
- Bre DeSanta (2003)7.90
- Celena Velasquez (2005)7.83
- Samantha Beasley (2011)7.62
- Cori Janelli (2005)6.941
- Bailey Micetich (2009)6.936
- Celena Velasquez (2006)6.80

▷ **WALKS (since 1981)**

- Bre DeSanta (2003)84
- Mya Sanders (1981)75
- Sandra Durazo (2001)73
- MarQuessa Penrod (1995)67
- Samantha Beasley (2011)65
- Christina Ross (2008)64
- Lisa Michie (1986)64
- Samantha Beasley (2009)63
- MarQuessa Penrod (1993)62
- Christina Ross (2007)59
- Bre DeSanta (2002)59

▷ **WALKS PER 7 INNINGS (min. 80 IP)**

- Cori Janelli (2004)0.57
- Robyn Reid (1984)0.65
- Celena Velasquez (2005)0.78
- Vicki Bence (1986)0.826
- Celena Velasquez (2003)0.833
- Sara Ahern (1990)0.86
- Renae Mohamed (1997)0.90
- Patty Mackey (1983)0.96
- Celena Velasquez (2004)1.05
- Lisa Gonzales (1997)1.07

▷ **K/BB RATIO (min. 80 IP)**

- Celena Velasquez (2005)10.05
- Cori Janelli (2004)8.50
- Robyn Reid (1984)8.21
- Bailey Micetich (2012)6.60
- Celena Velasquez (2003)6.53
- Samantha Beasley (2010)6.10
- Rebecca Arbino (2013)5.94
- Melissa Owens (2007)5.33
- Bailey Micetich (2009)5.14
- Celena Velasquez (2004)4.81

▷ **OPP. AVG. (min. 80 IP) (since 1991)**

- Samantha Beasley (2010)173
- Celena Velasquez (2005)1740
- Bre DeSanta (2003)1744
- Lisa Perettie (1991)189
- Samantha Beasley (2009)203
- Bre DeSanta (2002)205
- Christina Ross (2008)206
- Michelle Wesson (1991)207
- Cori Janelli (2004)215
- Tracey Andrews (1992)216

▷ **HITS PER 7 INNINGS (min. 80 IP)**

- Lori Thompson (1985)4.04
- Bre DeSanta (2003)4.12
- Patty Mackey (1982)4.15
- Robyn Reid (1983)4.23
- Patty Mackey (1983)4.257
- Robyn Reid (1985)4.260
- Robyn Reid (1984)4.372
- Samantha Beasley (2010)4.375
- Celena Velasquez (2005)4.378
- Mya Sanders (1981)4.49

▷ **WHIP (Walks+Hits/IP) (min. 80 IP)**

- Robyn Reid (1984)0.718
- Celena Velasquez (2005)0.737
- Patty Mackey (1983)0.744
- Lori Thompson (1985)0.785
- Patty Mackey (1982)0.788
- Robyn Reid (1983)0.791
- Robyn Reid (1985)0.806
- Lisa Perettie (1991)0.854
- Lisa Mackey (1980)0.862
- Samantha Beasley (2010)0.867

▷ **FIELDING % (since '81, min. 120 chances)**

- Erin Floros (2009)1.000 (281 ch.)
- Danielle Touhey (2003)1.000 (251 ch.)
- Debbie Burford (1991)998
- Danielle Touhey (2005)995
- Kristin May (2010)9941
- Amber Grahlman (2003)9940
- Kristin May (2013)9939
- Kathy Benson (1981)9938
- Erin Floros (2006)9932
- Kristina Kirk (2000)9922

▷ **CHANCES (since 1981)**

- Anna Mendez (1990)594
- Stacy Goff (1987)589
- Leslie Lung (1989)577
- Summer Ehram (2002)517
- Erryn Gutjahr (1997)506
- Jacque Vaca (2003)458
- Joanne Vilarino (1985)457
- Summer Ehram (2001)449
- Debbie Burford (1991)424
- Leslie Lung (1988)424

▷ **PUTOUTS (since 1981)**

- Anna Mendez (1990)547
- Leslie Lung (1989)532
- Stacy Goff (1987)526
- Summer Ehram (2002)465
- Erryn Gutjahr (1997)455
- Jacque Vaca (2003)404
- Debbie Burford (1991)402
- Summer Ehram (2001)393
- Leslie Lung (1988)388
- Justeen Maeva (2012)387

▷ **ASSISTS (since 1981)**

- Tashie Aguinaga (2001)201
- Barbara Mays (1986)201
- Julie Myers (1990)197
- Kellie Eldredge (1987)189
- Jackie Eigner (1997)184
- Kelcy Murphy (2002)179
- Trish Mang (1987)173
- Joann Figueroa (2002)154
- Jennifer Drobach (1989)150
- Kelcy Murphy (2003)144

▷ **ERRORS (since 1981)**

- Kelly White (1996)30
- Shannyn Morgan (1998)26
- Joie Bonilla (1995)25
- Monica Downey (2013)24
- Christie Dunckel (1992)24
- Vanessa Villegas (1999)23
- Susanne Campbell (1989)22
- Barbara Mays (1986)22
- Barbara Mays (1985)22
- Robin Long (1988)21
- Kellie Eldredge (1987)21

AZTEC CAREER RECORDS CONTINUED

PITCHING RECORDS

▷ WINS

- Sandra Durazo (1998-01) 87
- Christina Ross (2006-08) 70
- Samantha Beasley (2008-11) 61
- Bailey Micetich (2009-12) 58
- Celena Velasquez (2003-06) 55
- Michelle Wesson (1988-91) 45
- Bre DeSanta (2002-03) 38
- MarQuessa Penrod (1993-96) 38
- Robyn Reid (1983-85) 36
- Karen McCormick (1991-94) 34

- Rebecca Arbino (2012-) 33

▷ WIN PCT. (min. 30 decisions)

- Bre DeSanta (2002-03) 717
- Christina Ross (2006-08) 660
- Celena Velasquez (2003-06) 647
- Bailey Micetich (2009-12) 644
- Samantha Beasley (2008-11) 642
- Sandra Durazo (1998-01) 621
- Rebecca Arbino (2012-) 589
- Deanna Richards (2003-04) 516
- Robyn Reid (1983-85) 493
- Lisa Perettie (1989, 91) 484

▷ EARNED RUN AVG. (min. 200 IP)

- Robyn Reid (1983-85) 0.77
- Patty Mackey (1980-83) 0.95
- Lisa Perettie (1989, 91) 1.12
- Bonnie Rice (1984-85) 1.25
- Bre DeSanta (2002-03) 1.26
- Lisa Michie (1983-86) 1.39
- Christina Ross (2006-08) 1.50
- Michelle Wesson (1988-91) 1.55
- Karen McCormick (1991-94) 1.62
- Mya Sanders (1981-82) 1.68

▷ APPEARANCES

- Sandra Durazo (1998-01) 165
- Samantha Beasley (2008-11) 139
- Celena Velasquez (2003-06) 138
- Bailey Micetich (2009-12) 136
- MarQuessa Penrod (1993-96) 132
- Christina Ross (2006-08) 129
- Michelle Wesson (1988-91) 129
- Karen McCormick (1991-94) 119
- Lisa Gonzales (1994-97) 90
- Bre DeSanta (2002-03) 79
- Robyn Reid (1983-85) 79

▷ GAMES STARTED

- Sandra Durazo (1998-01) 116
- Christina Ross (2006-08) 96
- Samantha Beasley (2008-11) 92
- Karen McCormick (1991-94) 92
- Michelle Wesson (1988-91) 92
- Bailey Micetich (2009-12) 91
- MarQuessa Penrod (1993-96) 88
- Celena Velasquez (2003-06) 82
- Robyn Reid (1983-85) 72
- Patty Mackey (1980-83) 65

▷ COMPLETE GAMES

- Sandra Durazo (1998-01) 95
- Christina Ross (2006-08) 72
- Michelle Wesson (1988-91) 71
- Karen McCormick (1991-94) 68
- Robyn Reid (1983-85) 61
- MarQuessa Penrod (1993-96) 59
- Patty Mackey (1980-83) 58
- Celena Velasquez (2003-06) 46
- Samantha Beasley (2008-11) 45
- Bailey Micetich (2009-12) 41

▷ SOLO SHUTOUTS (since 1999)

- Samantha Beasley (2008-11) 23
- Christina Ross (2006-08) 23
- Celena Velasquez (2003-06) 20
- Sandra Durazo (1998-01) 19
- Bailey Micetich (2009-12) 17
- Bre DeSanta (2002-03) 12
- Rebecca Arbino (2012-) 9
- Cori Janelli (2004-05) 8
- Danielle O'Toole (2013-) 3
- Jessi Green (2002-03) 3
- Jennifer Tornquist (2001-02) 3
- Tiffany Goudy (2000-01) 3

▷ TOTAL SHUTOUTS (since 1983)

- Samantha Beasley (2008-11) 36
- Christina Ross (2006-08) 28
- Sandra Durazo (1998-01) 28
- Bailey Micetich (2009-12) 27
- Celena Velasquez (2003-06) 25
- Michelle Wesson (1988-91) 23
- Robyn Reid (1983-85) 23
- Karen McCormick (1991-94) 18
- Bre DeSanta (2002-03) 16
- Rebecca Arbino (2012-) 14

▷ SAVES

- Celena Velasquez (2003-06) 12
- Samantha Beasley (2008-11) 11
- Bre DeSanta (2002-03) 7
- Rebecca Arbino (2012-) 6
- Christina Ross (2006-08) 6
- Renae Mohamed (1996-97) 5
- Bailey Micetich (2009-12) 4
- Sandra Durazo (1998-01) 3
- Lisa Gonzales (1994-97) 3
- Michelle Wesson (1988-91) 3

▷ INNINGS PITCHED

- Sandra Durazo (1998-01) 879.0
- Christina Ross (2006-08) 691.1
- Michelle Wesson (1988-91) 681.2
- MarQuessa Penrod (1993-96) 641.0
- Samantha Beasley (2008-11) 639.2
- Karen McCormick (1991-94) 632.1
- Bailey Micetich (2009-12) 602.0
- Celena Velasquez (2003-06) 584.2
- Robyn Reid (1983-85) 544.1
- Patty Mackey (1980-83) 514.2

▷ STRIKEOUTS

- Samantha Beasley (2008-11) 799
- Christina Ross (2006-08) 612
- Bailey Micetich (2009-12) 611
- Sandra Durazo (1998-01) 543
- Celena Velasquez (2003-06) 529
- Robyn Reid (1983-85) 361
- Bre DeSanta (2002-03) 354
- Rebecca Arbino (2012-) 303
- MarQuessa Penrod (1993-96) 301
- Karen McCormick (1991-94) 259

▷ K'S PER 7 INNINGS (min. 200 IP)

- Samantha Beasley (2008-11) 8.74
- Bailey Micetich (2009-12) 7.10
- Bre DeSanta (2002-03) 6.39
- Celena Velasquez (2003-06) 6.33
- Christina Ross (2006-08) 6.20
- Cori Janelli (2004-05) 6.03
- Rebecca Arbino (2012-) 5.73
- Mya Sanders (1981-82) 4.66
- Robyn Reid (1983-85) 4.64
- Sandra Durazo (1998-01) 4.32

▷ WALKS

- Sandra Durazo (1998-01) 225
- MarQuessa Penrod (1993-96) 223
- Samantha Beasley (2008-11) 207
- Michelle Wesson (1988-91) 162
- Karen McCormick (1991-94) 161
- Christina Ross (2006-08) 154
- Bre DeSanta (2002-03) 143
- Mya Sanders (1981-82) 129
- Bailey Micetich (2009-12) 114
- Lisa Michie (1983-86) 97
- Patty Mackey (1980-03) 97

▷ BB PER 7 INNINGS (min. 200 IP)

- Celena Velasquez (2003-06) 0.98
- Sara Ahern (1989-91) 1.03
- Renae Mohamed (1996-97) 1.04
- Robyn Reid (1983-85) 1.09
- Cori Janelli (2004-05) 1.20
- Lisa Perettie (1989, 91) 1.21
- Deanna Richards (2003-04) 1.31
- Patty Mackey (1980-83) 1.32
- Bailey Micetich (2009-12) 1.33
- Rebecca Arbino (2012-) 1.34

▷ K/BB RATIO (min. 200 IP)

- Celena Velasquez (2003-06) 6.45
- Bailey Micetich (2009-12) 5.36
- Cori Janelli (2004-05) 5.02
- Rebecca Arbino (2012-) 4.27
- Robyn Reid (1983-85) 4.25
- Christina Ross (2006-08) 3.97
- Samantha Beasley (2008-11) 3.86
- Deanna Richards (2003-04) 2.51
- Bre DeSanta (2002-03) 2.48
- Renae Mohamed (1996-97) 2.45

▷ OPP. AVG. (min. 200 IP) (since 1991)

- Bre DeSanta (2002-03) 191
- Samantha Beasley (2008-11) 207
- Celena Velasquez (2003-06) 211
- Christina Ross (2006-08) 218
- Cori Janelli (2004-05) 225
- Karen McCormick (1991-94) 233
- Deanna Richards (2003-04) 239
- Sandra Durazo (1998-01) 240
- Bailey Micetich (2009-12) 246
- MarQuessa Penrod (1993-96) 248

▷ HITS PER 7 INNINGS (min. 200 IP) (since '81)

- Robyn Reid (1983-85) 4.30
- Bre DeSanta (2002-03) 4.655
- Mya Sanders (1981-82) 4.662
- Patty Mackey (1980-83) 4.73
- Bonnie Rice (1984-85) 5.11
- Lisa Perettie (1989, 91) 5.27
- Samantha Beasley (2008-11) 5.36
- Celena Velasquez (2003-06) 5.44
- Lisa Michie (1983-86) 5.57
- Cori Janelli (2004-05) 6.02

▷ WHIP (BB + Hits/IP) (min. 200 IP) (since '81)

- Robyn Reid (1983-85) 0.770
- Patty Mackey (1980-83) 0.858
- Lisa Perettie (1989, 91) 0.926
- Celena Velasquez (2003-06) 0.917
- Bonnie Rice (1984-85) 1.007
- Cori Janelli (2004-05) 1.032
- Bre DeSanta (2002-03) 1.034
- Christina Ross (2006-08) 1.041
- Lisa Michie (1983-86) 1.064
- Samantha Beasley (2008-11) 1.090

DEFENSIVE RECORDS

▷ FIELDING % (since '81; min. 300 chances)

- Debbie Burford (1991) 998
- Kathy Benson (1981) 994
- Erin Floros (2006-09) 993
- Joey Clark (1994) 992
- Kristin May (2010-) 991
- Jacque Vaca (2003) 9891
- Eva Sahatdijan (2010-11) 9888
- Danielle Touhey (2002-05) 986
- Amber Grahlman (2002-03) 985
- Cindy Moser (1982-85) 984

▷ CHANCES (since 1981)

- Erryn Gutjahr (1996-99) 1,626
- Monica Alnes (2006-07, 09-10) 1,191
- Summer Ehram (1999-02) 1,143
- Sarah Hershman (1999-02) 1,061
- Erin Floros (2006-09) 1,059
- Megan McDonald (2005-08) 1,033
- Leslie Lung (1988-89) 1,001
- Stacy Goff (1986-87) 987
- Joann Figueroa (2001-04) 889
- Kristin May (2010-) 886

▷ PUTOUTS (since 1981)

- Erryn Gutjahr (1996-99) 1,453
- Monica Alnes (2006-07, 09-10) 1,051
- Megan McDonald (2005-08) 945
- Erin Floros (2006-09) 936
- Summer Ehram (1999-02) 923
- Leslie Lung (1988-89) 920
- Stacy Goff (1986-87) 880
- Kristin May (2010-) 812
- Danielle Touhey (2002-05) 712
- Shanon Poulsen (1992-95) 708

▷ ASSISTS (since 1981)

- Chrystal Friesen (1993-96) 412
- Joann Figueroa (2001-04) 409
- Kelcy Murphy (2001-04) 386
- Sarah Hershman (1999-02) 370
- Barbara Mays (1985-86) 342
- Jen Wisneski (2008-11) 338
- Julie Myers (1990-91) 322
- Tashie Aguinaga (2000-01) 311
- Vanessa Villegas (1999-01) 310
- Robin Long (1987-89) 298

▷ ERRORS (since 1981)

- Chrystal Friesen (1993-96) 55
- Robin Long (1987-89) 53
- Vanessa Villegas (1999-01) 52
- Kelley Santa Cruz (1996-98) 51
- Jen Wisneski (2008-11) 50
- Lori Turken (1982-85) 46
- Barbara Mays (1985-86) 44
- Lisa Michie (1983-86) 43
- Joann Figueroa (2001-04) 40
- Jennifer Drobak (1988-91) 39

AZTEC MW SEASON RECORDS (BOLD indicates happened this season; ♦ indicates happened in Van Wyk era)

OFFENSIVE RECORDS

▶ BATTING AVG. (min. 30 AB)

- ◆Hayley Miles (2011)512
- ◆Erin Floros (2006)491
- ◆Hayley Miles (2012)487
- ◆Lorena Bauer (2013)469
- ◆Jessica Camello (2011)455
- ◆Monica Alnes (2006)453
- ◆Tonye McCorkle (2009)438
- ◆Alexis Gutierrez (2000)432
- ◆Tiffany Goudy (2002)431
- ◆Kayla Jordan (2012)425

▶ SLUGGING PCT. (min. 30 AB)

- ◆Hayley Miles (2012)1.359
- ◆Patrice Jackson (2013)1.042
- ◆Patrice Jackson (2012)923
- ◆Lorena Bauer (2013)878
- ◆Hayley Miles (2011)805
- ◆Brittany Knudsen (2010)689
- ◆Lorena Bauer (2012)676
- ◆Monica Alnes (2006)660
- ◆Erin Floros (2006)660
- ◆Tiffany Goudy (2002)627

▶ ON BASE PCT. (min. 30 AB)

- ◆Hayley Miles (2012)623
- ◆Erin Floros (2006)578
- ◆Hayley Miles (2011)556
- ◆Kayla Jordan (2012)549
- ◆Monica Alnes (2006)538
- ◆Lorena Bauer (2013)536
- ◆Tiffany Goudy (2002)532
- ◆Melissa Owens (2006)531
- ◆Jessica Camello (2011)520
- ◆Patrice Jackson (2013)508

▶ OPS % (OB% + SLUG%) (min. 30 AB)

- ◆Hayley Miles (2012)1.982
- ◆Patrice Jackson (2012)1.550
- ◆Lorena Bauer (2013)1.414
- ◆Patrice Jackson (2012)1.378
- ◆Hayley Miles (2011)1.361
- ◆Erin Floros (2006)1.238
- ◆Monica Alnes (2006)1.198
- ◆Kayla Jordan (2012)1.174
- ◆Tiffany Goudy (2002)1.159
- ◆Brittany Knudsen (2010)1.149

▶ GAMES PLAYED

- 26 tied at20

▶ GAMES STARTED

- 22 tied at20

▶ AT BATS

- ◆Kellie Nordhagen (2000)73
- ◆Tamani Wells (2007)67
- ◆Kellie Nordhagen (2002)67
- ◆Sarah Hershman (2000)66
- ◆Kelcy Murphy (2004)65
- ◆Brittany Knudsen (2008)64
- ◆Brittany Knudsen (2007)63
- ◆Joann Figueroa (2004)63
- ◆Tamani Wells (2008)62
- ◆Meagan Hartung (2004)62
- ◆Kellie Nordhagen (2001)62

▶ RUNS

- ◆Hayley Miles (2012)21
- ◆Patrice Jackson (2013)19
- ◆Tamani Wells (2006)17
- ◆Tiffany Goudy (2002)16
- ◆Brittany Knudsen (2007)15
- ◆Erin Floros (2006)14
- ◆Meagan Hartung (2006)14
- ◆Meagan Hartung (2004)14
- ◆Sarah Hershman (2002)14
- ◆Tamani Wells (2007)13
- ◆Janna Kovensky (2002)13
- ◆Sarah Hershman (2000)13

▶ HITS

- ◆Kellie Nordhagen (2000)28
- ◆Erin Floros (2006)26
- ◆Brittany Knudsen (2007)24
- ◆Monica Alnes (2006)24
- ◆Kelcy Murphy (2004)24
- ◆Patrice Jackson (2013)23
- ◆Janna Kovensky (2004)23
- ◆Meagan Hartung (2004)22
- ◆Tiffany Goudy (2002)22
- ◆Janna Kovensky (2002)22
- ◆Kellie Nordhagen (2002)22
- ◆Kellie Nordhagen (2001)22

▶ EXTRA-BASE HITS

- ◆Patrice Jackson (2013)13
- ◆Hayley Miles (2012)13
- ◆Patrice Jackson (2012)12
- ◆Lorena Bauer (2013)10
- ◆Monica Alnes (2006)8
- ◆Kelcy Murphy (2004)8
- ◆Hayley Miles (2011)7
- ◆Erin Floros (2006)7
- ◆Meagan Hartung (2004)7
- ◆Tiffany Goudy (2002)7
- ◆Kellie Nordhagen (2000)7
- ◆Christy Sears (2000)7

▶ SINGLES (since 1993)

- ◆Kellie Nordhagen (2000)21
- ◆Tamani Wells (2008)20
- ◆Janna Kovensky (2004)20
- ◆Joann Figueroa (2002)20
- ◆Kellie Nordhagen (2002)20
- ◆Jessica Camello (2011)19
- ◆Tamani Wells (2007)19
- ◆Erin Floros (2006)19
- ◆Erin Mahoney (2003)19
- ◆Tonye McCorkle (2009)18
- ◆Brittany Knudsen (2007)18
- ◆Kellie Nordhagen (2001)18

▶ DOUBLES

- ◆Patrice Jackson (2012)8
- ◆Brittany Knudsen (2009)6
- ◆Monica Alnes (2006)6
- ◆Erin Floros (2006)6
- ◆Meagan Hartung (2004)6
- ◆Kelcy Murphy (2004)6
- ◆Kellie Nordhagen (2000)6
- ◆Lorena Bauer (2013)5
- ◆Monica Alnes (2010)5
- ◆Lindsey Marquez (2007)5
- ◆Allison Smith (2005)5
- ◆Tiffany Goudy (2002)5
- ◆Christy Sears (2000)5

▶ TRIPLES

- ◆Kayla Jordan (2012)2
- ◆Tonye McCorkle (2008)2
- ◆Brittany Knudsen (2007)2
- ◆31 tied at1

▶ HOME RUNS

- ◆Hayley Miles (2012)10
- ◆Patrice Jackson (2013)9
- ◆Lorena Bauer (2013)5
- ◆Lorena Bauer (2012)4
- ◆Patrice Jackson (2012)4
- ◆Lorena Bauer (2011)4
- ◆Kristin May (2013)3
- ◆Jen Wisneski (2011)3
- ◆Brittany Knudsen (2010)3
- ◆Kristin May (2010)3
- ◆Megan McDonald (2008)3
- ◆Megan McDonald (2006)3

▶ RUNS BATTED IN

- ◆Hayley Miles (2012)21
- ◆Kelcy Murphy (2002)20
- ◆Patrice Jackson (2013)19
- ◆Lorena Bauer (2011)16
- ◆Monica Alnes (2006)16
- ◆Lorena Bauer (2013)15
- ◆Erin Floros (2009)15
- ◆Megan McDonald (2006)15
- ◆Kelcy Murphy (2004)14
- ◆Brittany Knudsen (2010)13
- ◆Taryin Casillas (2006)13
- ◆Jacque Vaca (2003)13
- ◆Tiffany Goudy (2002)13

▶ TOTAL BASES

- ◆Hayley Miles (2012)53
- ◆Patrice Jackson (2013)50
- ◆Lorena Bauer (2013)43
- ◆Patrice Jackson (2012)36
- ◆Kelcy Murphy (2004)36
- ◆Kellie Nordhagen (2000)36
- ◆Monica Alnes (2006)35
- ◆Erin Floros (2006)35
- ◆Brittany Knudsen (2007)34
- ◆Hayley Miles (2011)33

▶ WALKS

- ◆Hayley Miles (2012)13
- ◆Melissa Owens (2006)13
- ◆Brittany Knudsen (2007)12
- ◆Patrice Jackson (2013)11
- ◆Meagan Hartung (2004)11
- ◆Tiffany Goudy (2002)11
- ◆Erin Floros (2008)10
- ◆Kayla Jordan (2012)9
- ◆Megan McDonald (2008)9
- ◆Monica Alnes (2007)9
- ◆Melissa Owens (2007)9
- ◆Monica Alnes (2006)9
- ◆Erin Floros (2006)9
- ◆Megan McDonald (2006)9
- ◆Danielle Touhey (2002)9
- ◆Janna Kovensky (2001)9

▶ STRIKEOUTS

- ◆Brittany Knudsen (2008)15
- ◆Joann Figueroa (2001)13
- ◆Lindsey Marquez (2008)12
- ◆Brittany Knudsen (2007)11
- ◆Kasey Mytinger (2007)11
- ◆Jessica Camello (2010)10
- ◆Brittany Knudsen (2009)10
- ◆Joann Figueroa (2003)10
- ◆Summer Ehrsam (2002)10
- ◆Sarah Hershman (2001)10

▶ TIMES HIT BY PITCH

- ◆Erin Floros (2008)3
- ◆Meagan Hartung (2006)3
- ◆Amber Grahman (2002)3
- ◆Kayla Jordan (2013)2
- ◆Katie Mathis (2013)2
- ◆Kayla Jordan (2012)2
- ◆Ashley Rose (2011)2
- ◆Brittany Knudsen (2009)2
- ◆Megan McDonald (2008)2
- ◆Dani Sidoti (2007)2
- ◆Monica Alnes (2006)2
- ◆Bree Boyer (2006)2
- ◆Erin Floros (2006)2
- ◆Megan McDonald (2006)2
- ◆Kelcy Murphy (2003)2
- ◆Tashie Aguinaga (2001)2

▶ STOLEN BASES

- ◆Brittany Knudsen (2007)9
- ◆Tamani Wells (2008)8
- ◆Kayla Jordan (2013)7
- ◆Sarah Hershman (2000)7
- ◆Tonye McCorkle (2009)6
- ◆Tamani Wells (2006)6
- ◆Janna Kovensky (2004)6
- ◆Brittany Knudsen (2008)5
- ◆Tonye McCorkle (2008)5
- ◆Sarah Hershman (2002)5

▶ STOLEN BASE % (min. 3 att)

- ◆Brittany Knudsen (2007)1.000 (9-for-9)
- ◆Kayla Jordan (2013)1.000 (7-for-7)
- ◆Tonye McCorkle (2009)1.000 (6-for-6)
- ◆Janna Kovensky (2004)1.000 (6-for-6)
- ◆Tonye McCorkle (2008)1.000 (5-for-5)
- ◆Sarah Hershman (2002)1.000 (5-for-5)
- ◆Jen Wisneski (2011)1.000 (4-for-4)
- ◆Kelcy Murphy (2004)1.000 (4-for-4)
- ◆Joann Figueroa (2002)1.000 (4-for-4)
- ◆Janna Kovensky (2001)1.000 (4-for-4)
- ◆Felicia Reifschneider (2011)1.000 (3-for-3)
- ◆S. Quichocho-Rosario (2010)1.000 (3-for-3)
- ◆Melissa Owens (2007)1.000 (3-for-3)
- ◆Sarah Hershman (2001)1.000 (3-for-3)
- ◆Tiffany Goudy (2000)1.000 (3-for-3)

▶ SACRIFICE HITS

- ◆Tamani Wells (2008)9
- ◆Bree Boyer (2004)8
- ◆Joann Figueroa (2002)8
- ◆Sarah Hershman (2002)7
- ◆Tashie Aguinaga (2001)7
- ◆Sarah Hershman (2001)6
- ◆Tamani Wells (2006)5
- ◆Kellie Labor (2000)5
- ◆Kamerin May (2013)4
- ◆Lindsey Marquez (2011)4
- ◆Erin Floros (2008)4
- ◆Brittany Knudsen (2008)4
- ◆Lindsey Marquez (2008)4
- ◆Tamani Wells (2007)4
- ◆Bree Boyer (2005)4
- ◆Erin Mahoney (2005)4
- ◆Janna Kovensky (2004)4
- ◆Erin Mahoney (2004)4
- ◆Bianca Cruz (2003)4
- ◆Summer Ehrsam (2002)4
- ◆Tiffany Goudy (2000)4

▶ SACRIFICE FLIES

- ◆Tiffany Corder (2013)2
- ◆Melissa Owens (2007)2
- ◆Janna Kovensky (2002)2
- ◆Patrice Jackson (2013)1
- ◆Kamerin May (2013)1
- ◆Kristin May (2013)1
- 32 others tied at1

▶ AB/STRIKEOUT (min. 30 AB)

- ◆Tamani Wells (2007)Infinity (67 AB)
- ◆Tamani Wells (2006)55.00
- ◆Janna Kovensky (2001)50.00
- ◆Erin Floros (2009)48.00
- ◆Hayley Miles (2012)39.00
- ◆Bree Boyer (2006)37.00
- ◆Alexis Gutierrez (2000)37.00
- ◆Tiffany Goudy (2000)27.50
- ◆Tamani Wells (2005)26.00
- ◆Tiffany Goudy (2002)25.50

▶ MULTI-HIT GAMES (since 2006)

- ◆Lorena Bauer (2013)9
- ◆Erin Floros (2006)8
- ◆Kayla Jordan (2012)7
- ◆Hayley Miles (2012)7
- ◆Tamani Wells (2008)7
- ◆Monica Alnes (2006)7
- ◆Hayley Miles (2011)6
- ◆Brittany Knudsen (2010)6
- ◆Brittany Knudsen (2009)6
- ◆Tonye McCorkle (2009)6
- ◆Tonye McCorkle (2008)6
- ◆Megan McDonald (2008)6
- ◆Brittany Knudsen (2007)6
- ◆Lindsey Marquez (2007)6
- ◆Tamani Wells (2007)6
- ◆Meagan Hartung (2006)6

AZTEC MW SEASON RECORDS CONTINUED

▷ MULTI-RBI GAMES (since 2006)

- ◆Hayley Miles (2012) 7
- ◆Lorena Bauer (2013) 4
 - ◆Lorena Bauer (2011) 4
 - ◆Erin Floros (2009) 4
 - ◆Taryn Casillas (2006) 4
 - ◆Erin Floros (2006) 4
 - ◆Megan McDonald (2006) 4
- ◆Patrice Jackson (2013) 3
 - ◆Kristin May (2013) 3
 - ◆Lorena Bauer (2012) 3
 - ◆Patrice Jackson (2012) 3
 - ◆Justeen Maeva (2012) 3
 - ◆Justeen Maeva (2011) 3
 - ◆Hayley Miles (2011) 3
 - ◆Brittany Knudsen (2010) 3
 - ◆Eva Sahatdjian (2010) 3
 - ◆Jen Wisneski (2009) 3
 - ◆Samantha Beasley (2008) 3
 - ◆Lindsey Marquez (2007) 3
 - ◆Monica Alnes (2006) 3

PITCHING RECORDS

▷ WINS

- ◆Christina Ross (2008) 13
- ◆Sandra Durazo (2000) 12
- ◆Samantha Beasley (2010) 11
 - ◆Bre DeSanta (2002) 11
- ◆Sandra Durazo (2001) 10
- ◆Rebecca Arbino (2013) 8
 - ◆Christina Ross (2006) 8
- ◆Bailey Micetich (2011) 7
 - ◆Bailey Micetich (2009) 7
 - ◆Christina Ross (2007) 7

▷ WIN PCT. (min. 5 decisions)

- ◆Bre DeSanta (2002) 1.000 (11-0)
- ◆Bre DeSanta (2003) 1.000 (6-0)
- ◆Celena Velasquez (2004)857
- ◆Danielle O'Toole (2013)833
- ◆Bailey Micetich (2012)800
- ◆Christina Ross (2006)800
- ◆Celena Velasquez (2006)800
- ◆Samantha Beasley (2010)786
- ◆Bailey Micetich (2009)778
- ◆Christina Ross (2008)765

▷ EARNED RUN AVG. (min. 24 IP)

- ◆Celena Velasquez (2003) 0.81
- ◆Bre DeSanta (2002) 0.83
- ◆Celena Velasquez (2004) 0.85
- ◆Christina Ross (2008) 1.01
- ◆Bailey Micetich (2009) 1.09
- ◆Samantha Beasley (2010) 1.21
- ◆Bre DeSanta (2003) 1.38
- ◆Danielle O'Toole (2013) 1.49
- ◆Christina Ross (2006) 1.55
- ◆Celena Velasquez (2005) 1.83

▷ APPEARANCES

- ◆Christina Ross (2008) 19
- ◆Christina Ross (2007) 18
- ◆Sandra Durazo (2000) 17
- ◆Rebecca Arbino (2013) 15
 - ◆Samantha Beasley (2010) 15
 - ◆Celena Velasquez (2004) 15
 - ◆Bre DeSanta (2002) 15
 - ◆Sandra Durazo (2001) 15
- ◆Bailey Micetich (2011) 13
- ◆Celena Velasquez (2005) 13

▷ GAMES STARTED

- ◆Christina Ross (2008) 16
- ◆Samantha Beasley (2010) 14
 - ◆Sandra Durazo (2001) 14
- ◆Christina Ross (2007) 13
- ◆Bre DeSanta (2002) 11
 - ◆Sandra Durazo (2000) 11
- ◆Rebecca Arbino (2013) 10
 - ◆Celena Velasquez (2005) 10
 - ◆Deanna Richards (2004) 10
- ◆Christina Ross (2006) 9
 - ◆Cori Janelli (2005) 9
 - ◆Celena Velasquez (2003) 9

▷ COMPLETE GAMES

- ◆Christina Ross (2008) 14
- ◆Sandra Durazo (2001) 12
- ◆Christina Ross (2007) 10
 - ◆Bre DeSanta (2002) 10
- ◆Samantha Beasley (2010) 9
 - ◆Sandra Durazo (2000) 9
- ◆Celena Velasquez (2003) 8
- ◆Rebecca Arbino (2013) 7
 - ◆Bailey Micetich (2011) 7
 - ◆Christina Ross (2006) 7

▷ SOLO SHUTOUTS

- ◆Christina Ross (2008) 6
- ◆Samantha Beasley (2010) 5
 - ◆Celena Velasquez (2003) 4
- ◆Bailey Micetich (2011) 4
 - ◆Bre DeSanta (2002) 3
 - ◆Sandra Durazo (2001) 3
- ◆Samantha Beasley (2009) 2
 - ◆Bailey Micetich (2009) 2
 - ◆Christina Ross (2007) 2
 - ◆Christina Ross (2006) 2
 - ◆Sandra Durazo (2000) 2

▷ TOTAL SHUTOUTS

- ◆Christina Ross (2008) 6
- ◆Samantha Beasley (2010) 5
 - ◆Bre DeSanta (2002) 5
- ◆Rebecca Arbino (2013) 4
 - ◆Celena Velasquez (2003) 4
- ◆Bailey Micetich (2011) 3
 - ◆Bailey Micetich (2009) 3
 - ◆Samantha Beasley (2009) 3
 - ◆Celena Velasquez (2005) 3
 - ◆Sandra Durazo (2001) 3

▷ SAVES

- ◆Celena Velasquez (2004) 5
- ◆Bre DeSanta (2002) 3
- ◆Rebecca Arbino (2013) 1
 - ◆Rebecca Arbino (2012) 1
 - ◆Bailey Micetich (2012) 1
 - ◆Samantha Beasley (2009) 1
 - ◆Christina Ross (2008) 1
 - ◆Christina Ross (2007) 1
 - ◆Celena Velasquez (2005) 1
 - ◆Deanna Richards (2003) 1

▷ INNINGS PITCHED

- ◆Christina Ross (2008) 110.2
- ◆Sandra Durazo (2001) 100.2
- ◆Samantha Beasley (2010) 92.2
- ◆Sandra Durazo (2000) 88.2
- ◆Christina Ross (2007) 88.0
- ◆Bre DeSanta (2002) 84.1
- ◆Rebecca Arbino (2013) 76.1
- ◆Celena Velasquez (2005) 68.2
- ◆Christina Ross (2006) 67.2
- ◆Celena Velasquez (2003) 60.1

▷ STRIKEOUTS

- ◆Samantha Beasley (2010) 128
- ◆Christina Ross (2008) 108
- ◆Christina Ross (2007) 82
- ◆Rebecca Arbino (2013) 73
- ◆Sandra Durazo (2001) 68
- ◆Melissa Owens (2007) 60
 - ◆Christina Ross (2006) 60
- ◆Samantha Beasley (2009) 59
- ◆Celena Velasquez (2005) 57
- ◆Bailey Micetich (2011) 51
- ◆Bailey Micetich (2009) 51

▷ K'S PER 7 INNINGS (min. 24 IP)

- ◆Samantha Beasley (2010) 9.67
- ◆Melissa Owens (2007) 9.55
- ◆Samantha Beasley (2011) 8.75
- ◆Samantha Beasley (2009) 8.43
- ◆Bailey Micetich (2012) 8.20
- ◆Celena Velasquez (2006) 7.13
- ◆Bre DeSanta (2003) 7.06
- ◆Christina Ross (2008) 6.83
- ◆Rebecca Arbino (2013) 6.69
- ◆Christina Ross (2007) 6.53

▷ WALKS

- ◆Christina Ross (2007) 27
- ◆Sandra Durazo (2001) 21
- ◆Samantha Beasley (2010) 20
- ◆Christina Ross (2008) 19
- ◆Bre DeSanta (2002) 17
 - ◆Sandra Durazo (2000) 17
- ◆Cori Janelli (2005) 16
- ◆Bre DeSanta (2003) 16
- ◆Rebecca Arbino (2013) 14
- ◆Bailey Micetich (2011) 13
- ◆Melissa Owens (2007) 13
- ◆Deanna Richards (2004) 13

▷ WALKS PER 7 INNINGS (min. 24 IP)

- ◆Cori Janelli (2004) 0.38
- ◆Celena Velasquez (2005) 0.70
- ◆Rebecca Arbino (2012) 0.82
- ◆Celena Velasquez (2004) 0.99
- ◆Christina Ross (2006) 1.03
- ◆Celena Velasquez (2006) 1.13
- ◆Christina Ross (2008) 1.21
- ◆Rebecca Arbino (2013) 1.28
- ◆Samantha Beasley (2009) 1.29
- ◆Danielle O'Toole (2013) 1.34
- ◆Bailey Micetich (2009) 1.34
- ◆Sandra Durazo (2000) 1.34

▷ K/BB RATIO (min. 24 IP)

- ◆Cori Janelli (2004) 10.00
- ◆Celena Velasquez (2005) 8.14
- ◆Samantha Beasley (2009) 6.56
- ◆Samantha Beasley (2010) 6.40
- ◆Celena Velasquez (2006) 6.33
- ◆Christina Ross (2006) 6.00
- ◆Rebecca Arbino (2012) 5.80
- ◆Christina Ross (2008) 5.68
- ◆Rebecca Arbino (2013) 5.21
- ◆Celena Velasquez (2004) 5.14

▷ OPP. AVG. (min. 24 IP)

- ◆Celena Velasquez (2003)144
- ◆Celena Velasquez (2005)179
- ◆Samantha Beasley (2010)191
- ◆Bre DeSanta (2003)197
- ◆Bre DeSanta (2002)201
- ◆Bailey Micetich (2009)203
- ◆Christina Ross (2008)204
- ◆Bailey Micetich (2011)214
- ◆Sandra Durazo (2001)217
- ◆Celena Velasquez (2004)223

▷ HITS PER 7 INNINGS (min. 24 IP)

- ◆Celena Velasquez (2003) 3.36
- ◆Celena Velasquez (2005) 4.59
- ◆Bre DeSanta (2003) 4.65
- ◆Bre DeSanta (2002) 4.90
- ◆Samantha Beasley (2010) 4.91
- ◆Bailey Micetich (2009) 5.10
- ◆Christina Ross (2008) 5.12
- ◆Bailey Micetich (2011) 5.58
- ◆Sandra Durazo (2001) 5.63
- ◆Celena Velasquez (2004) 5.92

▷ WHIP (Walks+Hits/IP) (min. 24 IP)

- ◆Celena Velasquez (2003) 0.68
- ◆Celena Velasquez (2005) 0.76
- ◆Christina Ross (2008) 0.90
 - ◆Bre DeSanta (2002) 0.90
- ◆Samantha Beasley (2011) 0.92
 - ◆Bailey Micetich (2009) 0.92
- ◆Celena Velasquez (2004) 0.99
- ◆Sandra Durazo (2001) 1.01
- ◆Bailey Micetich (2011) 1.02
- ◆Samantha Beasley (2009) 1.06
 - ◆Bre DeSanta (2003) 1.06

DEFENSIVE RECORDS

▷ CHANCES

- ◆Megan McDonald (2007) 154
- ◆Megan McDonald (2008) 146
- ◆Lacey Craft (2004) 142
- ◆Summer Ehram (2002) 139
- ◆Christy Sears (2000) 135
- ◆Monica Alnes (2006) 124
- ◆Jacque Vaca (2003) 123

▷ PUTOUTS

- ◆Megan McDonald (2007) 137
- ◆Megan McDonald (2008) 134
- ◆Summer Ehram (2002) 128
- ◆Lacey Craft (2004) 125
- ◆Christy Sears (2000) 120
- ◆Kamerin May (2013) 124
- ◆Erin Floros (2009) 112
- ◆Monica Alnes (2006) 112

▷ ASSISTS

- ◆Kelcy Murphy (2002) 63
- ◆Tashie Aguinaga (2000) 57
- ◆Vanessa Villegas (2000) 52
- ◆Joann Figueroa (2002) 48
- ◆Meagan Hartung (2004) 46
- ◆Monica Downey (2013) 42
- ◆Sarah Hershman (2002) 42

▷ ERRORS

- ◆Monica Downey (2013) 10
- ◆Jen Wisneski (2008) 8
- ◆Joann Figueroa (2002) 7
- ◆Vanessa Villegas (2000) 7
- ◆Allison Smith (2005) 6
- ◆Taryn Casillas (2009) 5
- ◆Amanda Beasley (2007) 5
- ◆Christine Kulick (2007) 5
- ◆Melissa Owens (2007) 5
- ◆Melissa Owens (2006) 5
- ◆Chrissie Markham (2005) 5
- ◆Joann Figueroa (2004) 5
- ◆Meagan Hartung (2004) 5

▷ FIELDING % (min. 36 chances)

- ◆Erin Floros (2009) 1.000 (119 ch.)
- ◆Erin Floros (2008) 1.000 (119 ch.)
- ◆Summer Ehram (2001) 1.000 (109 ch.)
- ◆Sarah Hershman (2002) 1.000 (90 ch.)
- ◆Lacey Craft (2005) 1.000 (82 ch.)
- ◆Danielle Touhey (2003) 1.000 (80 ch.)
- ◆Kristin May (2010) 1.000 (71 ch.)
- ◆Monica Alnes (2010) 1.000 (70 ch.)
- ◆Eva Sahatdjian (2010) 1.000 (68 ch.)
- ◆Kelcy Murphy (2003) 1.000 (64 ch.)
- ◆Danielle Touhey (2005) 1.000 (59 ch.)
- ◆Hayley Miles (2012) 1.000 (52 ch.)
- ◆Shauna Fisher (2001) 1.000 (52 ch.)
- ◆Kristin May (2011) 1.000 (42 ch.)
- ◆Kellie Nordhagen (2000) 1.000 (36 ch.)

AZTEC FRESHMEN SEASON RECORDS (*BOLD* indicates happened this season; ♦ indicates happened in Van Wyk era)

OFFENSIVE RECORDS

▶ **BATTING AVG.** (*min. 100 AB*)

- Erin Floros (2006)388
- Brittany Knudsen (2007)386
- Monica Alnes (2006)379
- Erryn Gutjahr (1996)358
- Hayley Miles (2011)344

▶ **ON-BASE PCT.** (*min. 100 AB*)

- Erin Floros (2006)467
- Brittany Knudsen (2007)464
- Monica Alnes (2006)447
- Hayley Miles (2011)440
- Kayla Jordan (2012)400

▶ **SLUGGING PCT.** (*min. 100 AB*)

- Lorena Bauer (2011)633
- Erin Floros (2006)558
- Monica Alnes (2006)557
- Hayley Miles (2011)548
- Brittany Knudsen (2007)524

▶ **OPS PCT. (OB% + SLG%)** (*min. 100 AB*)

- Erin Floros (2006)1.025
- Monica Alnes (2006)1.004
- Hayley Miles (2011)988
- Brittany Knudsen (2007)988
- Lorena Bauer (2011)920

▶ **GAMES PLAYED**

- Janna Kovensky (2001)65
- Jen Wisneski (2008)61
- Jackie Eigner (1997)60
- Stephanie Chapel (1990)59
- Brittany Knudsen (2007)56
- Kristen Carranza (2005)56
- Erryn Gutjahr (1996)56
- Jennifer Droback (1988)56

▶ **GAMES STARTED** (*since 1991*)

- Janna Kovensky (2001)65
- Jen Wisneski (2008)60
- Jackie Eigner (1997)60
- Brittany Knudsen (2007)54
- Kristen Carranza (2005)54
- Erryn Gutjahr (1996)54

▶ **AT BATS**

- Janna Kovensky (2001)193
- Stephanie Chapel (1990)179
- Kelley Santa Cruz (1996)175
- Jackie Eigner (1997)174
- Erryn Gutjahr (1996)173

▶ **RUNS**

- Brittany Knudsen (2007)39
- Janna Kovensky (2001)35
- Hayley Miles (2011)33
- Monica Alnes (2006)33
- Erin Floros (2006)30

▶ **HITS**

- Brittany Knudsen (2007)64
- Erryn Gutjahr (1996)62
- Erin Floros (2006)57
- Janna Kovensky (2001)55
- Hayley Miles54

▶ **EXTRA-BASE HITS**

- Lorena Bauer (2011)25
- Hayley Miles (2011)19
- Monica Alnes (2006)17
- Erin Floros (2006)17
- Erryn Gutjahr (1996)16

▶ **SINGLES**

- Brittany Knudsen (2007)52

▶ **DOUBLES**

- Erin Floros (2006)13
- Monica Alnes (2006)12
- Hayley Miles (2011)11
- Erryn Gutjahr (1996)11
- Lorena Bauer (2011)10

▶ **TRIPLES**

- Kayla Jordan (2012)5
- Hayley Miles (2011)4
- Stephanie Chapel (1990)4
- Brittany Knudsen (2007)3
- Kristen Carranza (2005)3
- Kellie Nordhagen (1999)3

▶ **HOME RUNS**

- Lorena Bauer (2011)15
- Hayley Miles (2011)5
- Sarah Hershman (1999)5
- Kristin May (2010)4
- Brittany Knudsen (2007)4
- Erin Floros (2006)4
- Taryin Casillas (2005)4
- Megan McDonald (2005)4
- Janna Kovensky (2001)4
- Erryn Gutjahr (1996)4

▶ **RUNS BATTED IN**

- Lorena Bauer (2011)48
- Monica Alnes (2006)32
- Hayley Miles (2011)29
- Janna Kovensky (2001)25
- Erin Floros (2006)22

▶ **TOTAL BASES**

- Lorena Bauer (2011)93
- Brittany Knudsen (2007)87
- Erryn Gutjahr (1996)87
- Hayley Miles (2011)86
- Erin Floros (2006)82

▶ **WALKS**

- Brittany Knudsen (2007)24
- Hayley Miles (2011)22
- Janna Kovensky (2001)22
- Melissa Owens (2006)21
- Jackie Eigner (1997)21

▶ **STRIKEOUTS** (*since 1981*)

- Brittany Knudsen (2007)32
- Joann Figueroa (2001)31
- Danielle Touhey (2002)29
- Monica Downey (2013)27
- Hayley Miles (2011)27

▶ **TIMES HIT BY PITCH** (*since 1981*)

- Kristen Carranza (2005)6
- Hayley Miles (2011)5
- Megan McDonald (2005)5
- Kayla Jordan (2012)3
- Jen Wisneski (2008)3
- Monica Alnes (2006)3
- Erin Floros (2006)3
- Stephanie Chapel (1990)3

▶ **STOLEN BASES**

- Kelley Santa Cruz (1996)23
- Jackie Eigner (1997)18
- Lori Turken (1982)18
- Stefanie Quichocho-Rosario (2007)15
- Kayla Jordan (2012)12

▶ **STOLEN BASE %** (*since '83; min. 8 att*)

- Lori Turken (1982)1.000 (18/18)
- Stefanie Quichocho-Rosario (2007)938
- Kelley Santa Cruz (1996)920
- Janna Kovensky (2001)900
- Chrystal Friesen (1993)889

▶ **SACRIFICE HITS**

- Janna Kovensky (2001)9
- Jackie Eigner (1997)9
- Jen Wisneski (2008)8
- Joann Figueroa (2001)8
- Chrissie Markham (2005)7
- Deanna Richards (2003)7

▶ **SACRIFICE FLIES** (*since 1983*)

- Kelly Bunker (1999)4
- Lorena Bauer (2011)3
- Stephanie Chapel (1990)3
- Kristin May (2010)2
- Monica Alnes (2006)2
- Megan McDonald (2005)2
- Kellie Nordhagen (1999)2
- Erryn Gutjahr (1996)2

PITCHING RECORDS

▶ **WINS**

- Bre DeSanta (2002)20
- Bailey Micetich (2009)19
- Sandra Durazo (1999)18

▶ **WIN PCT.** (*min. 12 decisions*)

- Bailey Micetich (2009)731
- Danielle O'Toole (2013)700
- Bre DeSanta (2002)690

▶ **EARNED RUN AVG.** (*min. 80 IP*)

- Patty Mackey (1980)1.01
- Bre DeSanta (2003)1.36
- Danielle O'Toole (2013)1.71
- Bailey Micetich (2009)1.71

▶ **APPEARANCES**

- Bre DeSanta (2002)46
- Bailey Micetich (2009)38
- Tara Atkins (1996)36

▶ **GAMES STARTED**

- MarQuessa Penrod (1993)29
- Celena Velasquez (2003)26
- Bre DeSanta (2002)26

▶ **COMPLETE GAMES**

- MarQuessa Penrod (1993)24
- Michelle Wesson (1988)21
- Bre DeSanta (2002)20

▶ **SOLO SHUTOUTS** (*since 1999*)

- Bailey Micetich (2009)7
- Tara Atkins (1998)5
- Sandra Durazo (1998)5

▶ **TOTAL SHUTOUTS**

- Bailey Micetich (2009)11
- Bre DeSanta (2003)10

▶ **SAVES**

- Bre DeSanta (2002)6
- Deanna Richards (2003)2
- Tara Atkins (1998)2
- Michelle Wesson (1988)2

▶ **INNINGS PITCHED**

- Bre DeSanta (2002)211.2
- MarQuessa Penrod (1993)197.0
- Michelle Wesson (1988)184.1

▶ **STRIKEOUTS**

- Bailey Micetich (2009)180
- Bre DeSanta (2002)155
- Tara Atkins (1998)127

▶ **K'S PER 7 INNINGS** (*min. 80 IP*)

- Bailey Micetich (2009)6.94
- Celena Velasquez (2003)5.44
- Bre DeSanta (2002)5.13

▶ **WALKS** (*since 1981*)

- MarQuessa Penrod (1993)62
- Bre DeSanta (2002)59
- Sandra Durazo (1998)50

▶ **WALKS PER 7 INNINGS** (*min. 80 IP*)

- Celena Velasquez (2003)0.83
- Deanna Richards (2003)1.25
- Bailey Micetich (2009)1.35

▶ **K/BB RATIO** (*min. 80 IP*)

- Celena Velasquez (2003)6.53
- Bailey Micetich (2009)5.14

▶ **OPP. AVG.** (*min. 80 IP*) (*since 1991*)

- Bre DeSanta (2002)205
- Celena Velasquez (2003)224
- Deanna Richards (2003)240

▶ **WHIP** (*Walks+Hits/IP*) (*min. 80 IP*)

- Lisa Mackey (1980)0.862

DEFENSIVE RECORDS

▶ **FIELDING %** (*since '81, min. 120 chances*)

- Kristin May (2010)994
- Erin Floros (2006)993
- Monica Alnes (2006)992
- Megan McDonald (2005)984
- Kelly Bunker (1999)976

▶ **CHANCES** (*since 1981*)

- Monica Alnes (2006)376
- Erryn Gutjahr (1996)365
- Jenny Briscoe (1995)316
- Jackie Eigner (1997)299
- Erin Floros (2006)296

▶ **PUTOUTS** (*since 1981*)

- Monica Alnes (2006)348
- Erryn Gutjahr (1996)318
- Jenny Briscoe (1995)267
- Erin Floros (2006)265
- Megan McDonald (2005)233

▶ **ASSISTS** (*since 1981*)

- Jackie Eigner (1997)184
- Aimee Dine (1997)121
- Monica Downey (2013)118
- Jennifer Droback (1988)118
- Jen Wisneski (2008)114

▶ **ERRORS** (*since 1981*)

- Shannyn Morgan (1998)26
- Monica Downey (2013)24
- Jen Wisneski (2008)20
- Kelley Santa Cruz (1996)20
- Aimee Dine (1997)19

2013 Overall Batting Statistics

| Player | AVG | GP-GS | AB | R | H | 2B | 3B | HR | RBI | TB | SLG% | BB | HBP | SO | GDP | OB% | SF | SH | SB-ATT | PO | A | E | FLD% |
|------------------|-------------|--------------|--------------|------------|------------|-----------|-----------|-----------|------------|------------|-------------|------------|-----------|------------|----------|-------------|-----------|-----------|--------------|--------------|------------|-----------|-------------|
| BAUER, L. | .421 | 53-53 | 159 | 22 | 67 | 18 | 2 | 13 | 49 | 128 | .805 | 17 | 0 | 16 | 2 | .477 | 0 | 3 | 2-2 | 8 | 2 | 0 | 1.000 |
| JACKSON, P. | .368 | 53-53 | 152 | 35 | 56 | 10 | 0 | 16 | 41 | 114 | .750 | 26 | 2 | 20 | 0 | .459 | 3 | 1 | 1-1 | 39 | 1 | 2 | .952 |
| JORDAN, K. | .324 | 53-53 | 182 | 37 | 59 | 8 | 6 | 6 | 23 | 97 | .533 | 12 | 3 | 25 | 1 | .374 | 1 | 4 | 13-17 | 33 | 2 | 1 | .972 |
| MAY, Ka. | .318 | 53-53 | 157 | 15 | 50 | 7 | 2 | 3 | 24 | 70 | .446 | 11 | 4 | 15 | 2 | .371 | 3 | 7 | 0-0 | 341 | 14 | 10 | .973 |
| MAY, Kr. | .292 | 53-51 | 154 | 11 | 45 | 12 | 0 | 3 | 25 | 66 | .429 | 6 | 0 | 17 | 1 | .317 | 1 | 3 | 0-1 | 304 | 24 | 2 | .994 |
| MATHIS, K. | .270 | 42-36 | 100 | 17 | 27 | 5 | 0 | 1 | 8 | 35 | .350 | 17 | 4 | 13 | 0 | .397 | 0 | 5 | 5-10 | 64 | 53 | 9 | .929 |
| DOWNEY, M. | .211 | 53-52 | 133 | 17 | 28 | 2 | 0 | 0 | 6 | 30 | .226 | 9 | 0 | 27 | 1 | .261 | 0 | 3 | 4-6 | 90 | 118 | 24 | .897 |
| ----- | | | | | | | | | | | | | | | | | | | | | | | |
| CORDER, T. | .312 | 37-24 | 77 | 19 | 24 | 1 | 2 | 0 | 6 | 29 | .377 | 12 | 0 | 13 | 0 | .396 | 2 | 5 | 3-5 | 39 | 30 | 3 | .958 |
| RUIZ, L. | .215 | 39-23 | 65 | 9 | 14 | 0 | 0 | 0 | 3 | 14 | .215 | 9 | 0 | 15 | 0 | .307 | 1 | 2 | 1-2 | 31 | 49 | 7 | .920 |
| BUFARDECI, K. | .207 | 33-27 | 82 | 0 | 17 | 1 | 0 | 0 | 7 | 18 | .220 | 2 | 0 | 7 | 2 | .226 | 0 | 2 | 0-0 | 23 | 41 | 4 | .941 |
| KOBOLD, V. | .200 | 42-34 | 80 | 16 | 16 | 0 | 0 | 0 | 2 | 16 | .200 | 8 | 0 | 19 | 0 | .273 | 0 | 5 | 5-7 | 24 | 0 | 1 | .960 |
| CONNORS, K. | .200 | 29-8 | 40 | 2 | 8 | 1 | 1 | 1 | 5 | 14 | .350 | 5 | 1 | 14 | 0 | .304 | 0 | 0 | 1-1 | 34 | 9 | 3 | .935 |
| DINNER, D. | .107 | 45-9 | 28 | 12 | 3 | 0 | 0 | 0 | 0 | 3 | .107 | 2 | 0 | 10 | 0 | .167 | 0 | 1 | 3-5 | 20 | 2 | 1 | .957 |
| TAMAYO, W. | .000 | 2-1 | 2 | 0 | 0 | 0 | 0 | 0 | 0 | 0 | .000 | 0 | 0 | 0 | 0 | .000 | 0 | 0 | 0-0 | 12 | 0 | 0 | 1.000 |
| CAMPA, J. | .000 | 12-0 | 0 | 3 | 0 | 0 | 0 | 0 | 0 | 0 | .000 | 0 | 0 | 0 | 0 | .000 | 0 | 0 | 0-0 | 0 | 1 | 0 | 1.000 |
| O'TOOLE, D. | .000 | 33-25 | 0 | 1 | 0 | 0 | 0 | 0 | 0 | 0 | .000 | 0 | 0 | 0 | 0 | .000 | 0 | 0 | 0-0 | 9 | 49 | 0 | 1.000 |
| ARBINO, R. | .000 | 40-28 | 0 | 0 | 0 | 0 | 0 | 0 | 0 | 0 | .000 | 0 | 0 | 0 | 0 | .000 | 0 | 0 | 0-0 | 10 | 40 | 2 | .962 |
| POLONIA, S. | .000 | 41-0 | 0 | 13 | 0 | 0 | 0 | 0 | 0 | 0 | .000 | 0 | 0 | 0 | 0 | .000 | 0 | 0 | 5-6 | 0 | 0 | 0 | .000 |
| TOTALS | .293 | 53-53 | 1,411 | 229 | 414 | 65 | 13 | 43 | 199 | 634 | .449 | 136 | 14 | 211 | 9 | .359 | 11 | 41 | 43-63 | 1,081 | 435 | 69 | .956 |
| OPPONENTS | .241 | 53-53 | 1,425 | 128 | 344 | 32 | 6 | 22 | 117 | 454 | .319 | 72 | 19 | 315 | 8 | .287 | 1 | 22 | 40-54 | 1,050 | 513 | 74 | .955 |

Totals: LOB - SDSU (336), Opponents (332); DP - SDSU (16), Opponents (18); IBB - SDSU (3) (Jackson 3), Opponents (2)

2013 Overall Pitching Statistics

| Player | ERA | W-L | APP | GS | CG | SH/CBO | SV | IP | H | R | ER | BB | SO | 2B | 3B | HR | AB | B/Avg | WP | HBP | BK | SFA | SHA |
|------------------|-------------|--------------|-----------|-----------|-----------|-------------|----------|--------------|------------|------------|------------|------------|------------|-----------|-----------|-----------|--------------|-------------|-----------|-----------|----------|-----------|-----------|
| O'TOOLE, D. | 1.71 | 14-6 | 32 | 23 | 12 | 3/4 | 1 | 143.0 | 135 | 43 | 35 | 34 | 111 | 13 | 0 | 3 | 549 | .246 | 6 | 9 | 0 | 0 | 12 |
| ARBINO, R. | 1.96 | 20-12 | 40 | 27 | 19 | 5/4 | 2 | 207.1 | 196 | 76 | 58 | 33 | 196 | 18 | 6 | 16 | 833 | .235 | 4 | 9 | 0 | 1 | 10 |
| BAUER, L. | 6.30 | 1-0 | 3 | 3 | 1 | 0/0 | 0 | 10.0 | 13 | 9 | 9 | 5 | 8 | 1 | 0 | 3 | 43 | .302 | 1 | 1 | 0 | 0 | 0 |
| TOTALS | 1.94 | 35-18 | 53 | 53 | 32 | 12/4 | 3 | 360.1 | 344 | 128 | 100 | 72 | 315 | 32 | 6 | 22 | 1,425 | .241 | 11 | 19 | 0 | 1 | 22 |
| OPPONENTS | 3.50 | 18-35 | 53 | 53 | 28 | 6/0 | 0 | 350.0 | 414 | 229 | 175 | 136 | 211 | 65 | 13 | 43 | 1,411 | .293 | 17 | 14 | 4 | 11 | 41 |

2013 Overall Fielding Statistics

| Player | C | PO | A | E | FLD% | DPs | SBA | CSB | SBA% | PB | CI |
|------------------|--------------|--------------|------------|-----------|-------------|-----------|-----------|-----------|-------------|-----------|----------|
| O'TOOLE, D. | 58 | 9 | 49 | 0 | 1.000 | 0 | 0 | 0 | - | 0 | 0 |
| TAMAYO, W. | 12 | 12 | 0 | 0 | 1.000 | 0 | 0 | 0 | - | 3 | 0 |
| BAUER, L. | 10 | 8 | 2 | 0 | 1.000 | 1 | 0 | 0 | - | 0 | 0 |
| CAMPA, J. | 1 | 0 | 1 | 0 | 1.000 | 0 | 0 | 0 | - | 0 | 0 |
| MAY, Kr. | 330 | 304 | 24 | 2 | .994 | 2 | 38 | 14 | .731 | 7 | 0 |
| MAY, Ka. | 365 | 341 | 14 | 10 | .973 | 14 | 0 | 0 | - | 0 | 0 |
| JORDAN, K. | 36 | 33 | 2 | 1 | .972 | 0 | 0 | 0 | - | 0 | 0 |
| ARBINO, R. | 52 | 10 | 40 | 2 | .962 | 4 | 0 | 0 | - | 0 | 0 |
| KOBOLD, V. | 25 | 24 | 0 | 1 | .960 | 0 | 0 | 0 | - | 0 | 0 |
| CORDER, T. | 72 | 39 | 30 | 3 | .958 | 2 | 0 | 0 | - | 0 | 0 |
| DINNER, D. | 23 | 20 | 2 | 1 | .957 | 0 | 0 | 0 | - | 0 | 0 |
| JACKSON, P. | 42 | 39 | 1 | 2 | .952 | 0 | 0 | 0 | - | 0 | 0 |
| BUFARDECI, K. | 68 | 23 | 41 | 4 | .941 | 4 | 0 | 0 | - | 0 | 0 |
| CONNORS, K. | 46 | 34 | 9 | 3 | .935 | 0 | 2 | 0 | 1.000 | 0 | 0 |
| MATHIS, K. | 126 | 64 | 53 | 9 | .929 | 3 | 0 | 0 | - | 0 | 0 |
| RUIZ, L. | 87 | 31 | 49 | 7 | .920 | 2 | 0 | 0 | - | 0 | 0 |
| DOWNEY, M. | 232 | 90 | 118 | 24 | .897 | 4 | 0 | 0 | - | 0 | 0 |
| POLONIA, S. | 0 | 0 | 0 | 0 | .000 | 0 | 0 | 0 | - | 0 | 0 |
| TOTALS | 1,585 | 1,081 | 435 | 69 | .956 | 16 | 40 | 14 | .741 | 10 | 0 |
| OPPONENTS | 1,637 | 1,050 | 513 | 74 | .955 | 18 | 43 | 20 | .683 | 9 | 0 |

Hitting minimums - 1 Games 2.0 TPA/Game
Pitching minimums - 1 Games 5 IP 1.0 IP/Game

2013 Final Mountain West Batting Statistics

| Player | AVG | GP-GS | AB | R | H | 2B | 3B | HR | RBI | TB | SLG% | BB | HBP | SO | GDP | OB% | SF | SH | SB-ATT | PO | A | E | FLD% |
|------------------|-------------|--------------|------------|-----------|------------|-----------|----------|-----------|-----------|------------|-------------|-----------|----------|------------|----------|-------------|----------|-----------|--------------|------------|------------|-----------|-------------|
| BAUER, L. | .469 | 18-18 | 49 | 6 | 23 | 5 | 0 | 5 | 15 | 43 | .878 | 7 | 0 | 3 | 1 | .536 | 0 | 2 | 0-0 | 4 | 0 | 0 | 1.000 |
| JACKSON, P. | .396 | 18-18 | 48 | 19 | 19 | 4 | 0 | 9 | 19 | 50 | 1.042 | 11 | 1 | 4 | 0 | .508 | 1 | 0 | 0-0 | 17 | 0 | 1 | .944 |
| JORDAN, K. | .279 | 18-18 | 61 | 10 | 17 | 1 | 1 | 1 | 5 | 23 | .377 | 2 | 2 | 9 | 1 | .323 | 0 | 2 | 7-7 | 12 | 0 | 1 | .923 |
| CORDER, T. | .275 | 17-14 | 40 | 10 | 11 | 0 | 0 | 0 | 2 | 11 | .275 | 6 | 0 | 7 | 0 | .354 | 2 | 2 | 1-2 | 16 | 13 | 3 | .906 |
| MAY, Kr. | .255 | 18-18 | 51 | 5 | 13 | 3 | 0 | 3 | 11 | 25 | .490 | 2 | 0 | 5 | 0 | .278 | 1 | 2 | 0-1 | 109 | 6 | 1 | .991 |
| MAY, Ka. | .250 | 18-18 | 48 | 2 | 12 | 3 | 0 | 1 | 5 | 18 | .375 | 4 | 0 | 3 | 1 | .302 | 1 | 4 | 0-0 | 114 | 3 | 3 | .975 |
| MATHIS, K. | .194 | 18-13 | 36 | 4 | 7 | 1 | 0 | 1 | 1 | 11 | .306 | 5 | 2 | 5 | 0 | .326 | 0 | 1 | 0-1 | 16 | 9 | 2 | .926 |
| BUFARDECI, K. | .176 | 14-13 | 34 | 0 | 6 | 0 | 0 | 0 | 2 | 6 | .176 | 1 | 0 | 3 | 0 | .200 | 0 | 1 | 0-0 | 15 | 16 | 1 | .969 |
| DOWNEY, M. | .098 | 18-18 | 41 | 5 | 4 | 1 | 0 | 0 | 1 | 5 | .122 | 0 | 0 | 7 | 1 | .098 | 0 | 1 | 2-2 | 30 | 42 | 10 | .878 |
| ----- | | | | | | | | | | | | | | | | | | | | | | | |
| DINNER, D. | .500 | 16-0 | 2 | 5 | 1 | 0 | 0 | 0 | 0 | 1 | .500 | 0 | 0 | 0 | 0 | .500 | 0 | 0 | 1-2 | 8 | 0 | 0 | 1.000 |
| KOBOLD, V. | .261 | 12-9 | 23 | 3 | 6 | 0 | 0 | 0 | 0 | 6 | .261 | 0 | 0 | 3 | 0 | .261 | 0 | 0 | 0-1 | 9 | 0 | 0 | 1.000 |
| RUIZ, L. | .231 | 10-4 | 13 | 0 | 3 | 0 | 0 | 0 | 0 | 3 | .231 | 1 | 0 | 3 | 0 | .286 | 0 | 0 | 0-0 | 9 | 12 | 2 | .913 |
| CONNORS, K. | .214 | 13-1 | 14 | 1 | 3 | 0 | 0 | 1 | 3 | 6 | .429 | 0 | 1 | 5 | 0 | .267 | 0 | 0 | 0-0 | 1 | 0 | 0 | 1.000 |
| ARBINO, R. | .000 | 15-10 | 0 | 0 | 0 | 0 | 0 | 0 | 0 | 0 | .000 | 0 | 0 | 0 | 0 | .000 | 0 | 0 | 0-0 | 6 | 11 | 1 | .944 |
| POLONIA, S. | .000 | 11-0 | 0 | 2 | 0 | 0 | 0 | 0 | 0 | 0 | .000 | 0 | 0 | 0 | 0 | .000 | 0 | 0 | 1-1 | 0 | 0 | 0 | .000 |
| O'TOOLE, D. | .000 | 11-8 | 0 | 0 | 0 | 0 | 0 | 0 | 0 | 0 | .000 | 0 | 0 | 0 | 0 | .000 | 0 | 0 | 0-0 | 4 | 25 | 0 | 1.000 |
| CAMPA, J. | .000 | 5-0 | 0 | 1 | 0 | 0 | 0 | 0 | 0 | 0 | .000 | 0 | 0 | 0 | 0 | .000 | 0 | 0 | 0-0 | 0 | 0 | 0 | .000 |
| TOTALS | .272 | 18-18 | 460 | 73 | 125 | 18 | 1 | 21 | 64 | 208 | .452 | 39 | 6 | 57 | 4 | .333 | 5 | 15 | 12-17 | 370 | 137 | 25 | .953 |
| OPPONENTS | .239 | 18-18 | 494 | 39 | 118 | 11 | 1 | 9 | 38 | 158 | .320 | 23 | 6 | 104 | 2 | .281 | 1 | 6 | 10-13 | 354 | 190 | 25 | .956 |

Totals: LOB - SDSU (98), Opponents (121); DP - SDSU (6), Opponents (5); IBB - SDSU (3) (Jackson 3), Opponents (1)

2013 Mountain West Pitching Statistics

| Player | ERA | W-L | APP | GS | CG | SH/CBO | SV | IP | H | R | ER | BB | SO | 2B | 3B | HR | AB | B/Avg | WP | HBP | BK | SFA | SHA |
|------------------|-------------|-------------|-----------|-----------|-----------|------------|----------|--------------|------------|-----------|-----------|-----------|------------|-----------|----------|-----------|------------|-------------|----------|----------|----------|----------|-----------|
| O'TOOLE, D. | 1.49 | 5-1 | 11 | 8 | 3 | 0/3 | 0 | 47.0 | 46 | 12 | 10 | 9 | 31 | 4 | 0 | 3 | 187 | .246 | 4 | 2 | 0 | 0 | 4 |
| ARBINO, R. | 2.02 | 8-4 | 15 | 10 | 7 | 1/3 | 1 | 76.1 | 72 | 27 | 22 | 14 | 73 | 7 | 1 | 6 | 307 | .235 | 2 | 4 | 0 | 1 | 2 |
| TOTALS | 1.70 | 13-5 | 18 | 18 | 10 | 4/3 | 1 | 123.1 | 118 | 39 | 30 | 23 | 104 | 11 | 1 | 9 | 494 | .239 | 6 | 6 | 0 | 1 | 6 |
| OPPONENTS | 2.97 | 5-13 | 18 | 18 | 15 | 2/0 | 0 | 118.0 | 125 | 73 | 50 | 39 | 57 | 18 | 1 | 21 | 460 | .272 | 3 | 6 | 2 | 5 | 15 |

2013 Mountain West Fielding Statistics

| Player | C | PO | A | E | FLD% | DPs | SBA | CSB | SBA% | PB | CI |
|------------------|------------|------------|------------|-----------|-------------|----------|-----------|----------|-------------|----------|----------|
| O'TOOLE, D. | 29 | 4 | 25 | 0 | 1.000 | 0 | 0 | 0 | - | 0 | 0 |
| KOBOLD, V. | 9 | 9 | 0 | 0 | 1.000 | 0 | 0 | 0 | - | 0 | 0 |
| DINNER, D. | 8 | 8 | 0 | 0 | 1.000 | 0 | 0 | 0 | - | 0 | 0 |
| BAUER, L. | 4 | 4 | 0 | 0 | 1.000 | 0 | 0 | 0 | - | 0 | 0 |
| CONNORS, K. | 1 | 1 | 0 | 0 | 1.000 | 0 | 0 | 0 | - | 0 | 0 |
| MAY, Kr. | 116 | 109 | 6 | 1 | .991 | 1 | 10 | 3 | .769 | 1 | 0 |
| MAY, Ka. | 120 | 114 | 3 | 3 | .975 | 6 | 0 | 0 | - | 0 | 0 |
| BUFARDECI, K. | 32 | 15 | 16 | 1 | .969 | 2 | 0 | 0 | - | 0 | 0 |
| ARBINO, R. | 18 | 6 | 11 | 1 | .944 | 2 | 0 | 0 | -0 | 0 | 0 |
| JACKSON, P. | 18 | 17 | 0 | 1 | .944 | 0 | 0 | 0 | - | 0 | 0 |
| MATHIS, K. | 27 | 16 | 9 | 2 | .926 | 1 | 0 | 0 | - | 0 | 0 |
| JORDAN, K. | 13 | 12 | 0 | 1 | .923 | 0 | 0 | 0 | - | 0 | 0 |
| RUIZ, L. | 23 | 9 | 12 | 2 | .913 | 0 | 0 | 0 | - | 0 | 0 |
| CORDER, T. | 32 | 16 | 13 | 3 | .906 | 0 | 0 | 0 | - | 0 | 0 |
| DOWNEY, M. | 82 | 30 | 42 | 10 | .878 | 1 | 0 | 0 | - | 0 | 0 |
| POLONIA, S. | 0 | 0 | 0 | 0 | .000 | 0 | 0 | 0 | - | 0 | 0 |
| CAMPA, J. | 0 | 0 | 0 | 0 | .000 | 0 | 0 | 0 | - | 0 | 0 |
| TOTALS | 532 | 370 | 137 | 25 | .953 | 6 | 10 | 3 | .769 | 1 | 0 |
| OPPONENTS | 569 | 354 | 190 | 25 | .956 | 5 | 12 | 5 | .706 | 5 | 0 |

Hitting minimums - 1 Games 2.0 TPA/Game
Pitching minimums - 1 Games 5 IP 1.0 IP/Game

Career NCAA Tournament Batting/Fielding Statistics (Current SDSU Players Only)

| Player | AVG | GP-GS | AB | R | H | 2B | 3B | HR | RBI | TB | SLG% | BB | HBP | SO | GDP | OB% | SF | SH | SB-ATT | PO | A | E | FLD% |
|---------------|-------------|--------------|------------|----------|-----------|----------|----------|----------|----------|-----------|-------------|----------|----------|-----------|----------|-------------|----------|----------|------------|-----------|-----------|----------|-------------|
| JORDAN, K. | .364 | 4-4 | 11 | 1 | 4 | 1 | 0 | 0 | 0 | 5 | .455 | 1 | 0 | 1 | 0 | .417 | 0 | 0 | 1-2 | 7 | 0 | 0 | 1.000 |
| JACKSON, P. | .235 | 6-6 | 17 | 1 | 4 | 0 | 1 | 0 | 0 | 6 | .353 | 1 | 0 | 7 | 0 | .278 | 0 | 0 | 0-0 | 5 | 0 | 0 | 1.000 |
| MAY, Ka. | .214 | 7-4 | 14 | 0 | 3 | 1 | 0 | 0 | 1 | 4 | .286 | 1 | 0 | 4 | 0 | .267 | 0 | 1 | 0-0 | 0 | 0 | 0 | .000 |
| MILES, H. | .190 | 8-8 | 21 | 2 | 4 | 1 | 0 | 2 | 3 | 11 | .524 | 4 | 2 | 4 | 0 | .370 | 0 | 0 | 0-0 | 10 | 2 | 2 | .857 |
| KLOPP, L. | .136 | 8-8 | 22 | 0 | 3 | 1 | 0 | 0 | 1 | 4 | .182 | 0 | 1 | 7 | 0 | .174 | 0 | 1 | 0-0 | 4 | 0 | 0 | 1.000 |
| MAY, Kr. | .100 | 10-5 | 20 | 0 | 2 | 2 | 0 | 0 | 2 | 4 | .200 | 1 | 0 | 6 | 0 | .143 | 0 | 0 | 0-0 | 38 | 3 | 0 | 1.000 |
| CORDER, T. | .000 | 2-2 | 5 | 0 | 0 | 0 | 0 | 0 | 0 | 0 | .000 | 0 | 0 | 1 | 0 | .000 | 0 | 0 | 0-0 | 0 | 1 | 0 | .000 |
| MATHIS, K. | .000 | 2-2 | 3 | 0 | 0 | 0 | 0 | 0 | 0 | 0 | .000 | 0 | 0 | 1 | 0 | .000 | 0 | 0 | 0-0 | 2 | 3 | 0 | 1.000 |
| DINNER, D. | .000 | 2-0 | 0 | 0 | 0 | 0 | 0 | 0 | 0 | 0 | .000 | 0 | 0 | 0 | 0 | .000 | 0 | 0 | 0-0 | 0 | 0 | 0 | .000 |
| ARBINO, R. | .000 | 3-2 | 0 | 0 | 0 | 0 | 0 | 0 | 0 | 0 | .000 | 0 | 0 | 0 | 0 | .000 | 0 | 0 | 0-0 | 1 | 5 | 0 | 1.000 |
| TOTALS | .177 | 52-41 | 113 | 4 | 20 | 6 | 1 | 2 | 7 | 34 | .301 | 8 | 3 | 31 | 0 | .250 | 0 | 2 | 1-2 | 67 | 14 | 2 | .976 |

Career NCAA Tournament Pitching Statistics (Current SDSU Players Only)

| Player | ERA | W-L | APP | GS | CG | SH/CBO | SV | IP | H | R | ER | BB | SO | 2B | 3B | HR | AB | B/Avg | WP | HBP | BK | SFA | SHA |
|---------------|-------------|------------|----------|----------|----------|------------|----------|-------------|-----------|----------|----------|----------|-----------|----------|----------|----------|-----------|-------------|----------|----------|----------|----------|----------|
| ARBINO, R. | 2.95 | 1-3 | 5 | 3 | 2 | 1/0 | 0 | 19.0 | 14 | 9 | 8 | 5 | 15 | 1 | 0 | 1 | 64 | .219 | 1 | 2 | 0 | 2 | 3 |
| TOTALS | 2.95 | 1-3 | 5 | 3 | 2 | 1/0 | 0 | 19.0 | 14 | 9 | 8 | 5 | 15 | 1 | 0 | 1 | 64 | .219 | 1 | 2 | 0 | 2 | 3 |

BROADCAST ROSTER



00 Hayley Miles
Jr • UTIL • 5-4 • R/R
Antelope, Calif.



1 Kamerin May
Sr • 1B • 5-6 • R/R
Corona, Calif.



2 Kristin May
Sr • C • 5-7 • R/R
Corona, Calif.



3 Danielle O'Toole
Fr • P • 5-8 • R/L
Upland, Calif.



4 Leia Ruiz
Fr • UTIL • 5-4 • L/R
Chino, Calif.



7 Jacki Campa
So • UTIL • 5-3 • L/R
La Verne, Calif.



8 Tiffany Corder
Sr • 2B • 5-6 • L/R
San Clemente, Calif.



9 Monica Downey
Fr • SS • 5-6 • L/R
San Diego, Calif.



10 Kayla Bufardeci
Fr • 3B • 5-8 • R/R
Castro Valley, Calif.



11 Rebecca Arbino
Sr • P • 6-0 • R/R
Clovis, Calif.




14 Lorena Bauer
Jr • P/UTIL • 5-7 • R/R
San Diego, Calif.



15 Katie Mathis
Jr • UTIL • 5-4 • L/R
Grass Valley, Calif.



16 Sam Vlot
Fr • 3B • 5-9 • R/R
Chowchilla, Calif.




17 Stefani Polonia
Jr • OF • 4-11 • L/R
Pico Rivera, Calif.



20 Dominique Dinner
Jr • UTIL • 5-8 • R/R
Monterey, Calif.



21 Elli Brown
Fr • 1B • 5-7 • R/R
Henderson, Nev.




22 Kayla Jordan
So • OF • 5-6 • L/R
San Diego, Calif.



25 Victoria Kobold
RS-Fr • OF • 5-4 • L/R
Concord, Calif.



27 Kaitlin Connors
So • C • 5-9 • R/R
San Diego, Calif.



99 Patrice Jackson
Jr • OF • 5-9 • R/R
Kansas City, Mo.




Kathy Van Wyk
Head Coach - 17th Year
CS Fullerton, 1983



Stacey Nuvevan Deniz
Asst. Head Coach - Fifth Year
UCLA, 2002



Mia Longfellow
Assistant Coach - Fourth Year
Oregon State, 2007



Steve Miner
Volunteer Coach - Sixth Year
San Diego State, 1970