

Game No. 17



Colorado St. (9-8/1-3) at

San Diego St. (8-8/2-1)

Monday, Jan. 24, 2005

9:01 p.m. PST (tip)

Cox Arena (12,414)

San Diego, Calif.

► TELEVISION

ESPN. Dave Pasch (play-by-play), Jimmy Dykes (analysis) and Tim Sullivan (producer).

► RADIO

XPRS-1090 AM, San Diego (The Mighty 1090). Ted Leitner (play-by-play), John Kentera (analysis) and Dave Marcus (producer).

► SERIES

This will be the 52nd meeting between the teams with Colorado State owning a 33-18 series advantage. The Aztecs won the last meeting, a 72-64 decision on Feb. 23, 2004, to snap a three-game win streak for the Rams in the series. San Diego State holds a 15-12 series lead in games played in San Diego, including three victories in the last four games played at Cox Arena.

► More series information on page three.

► Complete series information on page 44.

► UP NEXT

San Diego State heads out for a two-game road swing. On Sat., Jan. 29, SDSU plays an afternoon game at defending MWC regular-season champion Air Force. Game time is set for 3:05 p.m. PT and the game will be broadcast by Channel 4 San Diego. On Mon., Jan. 31, the Aztecs conclude the road trip with a game at New Mexico. Tip is set for 6 p.m. PT and the game will be broadcast by SportsWest (Channel 4 San Diego).

Aztec Basketball

SAN DIEGO STATE GAME NOTES ♦ vs. COLORADO STATE ♦ MON., JAN. 24 ♦ COX ARENA AT AZTEC BOWL

San Diego State Looks For Best League Start in Eight Seasons; Open Spring Semester and Conclude Two-Game Homestand Against Colorado State on ESPN Big Monday

San Diego State (8-8; 2-1 Mountain West Conference), looks to rebound from its first loss in 2005 as the Aztecs conclude a brief two-game homestand with a nationally-televised game against Colorado State (9-8; 1-3 MWC) on Monday night at Cox Arena.

Game time is set for 9:01 p.m. PST as a part of ESPN's Big Monday broadcast. Although this will be the Aztecs' 10th appearance on ABC, ESPN or ESPN2 since the beginning of the 2002-03 season, it will mark the first home game broadcast by one of the three since Feb. 3, 2003. The game can also be heard on XPRS (The Mighty 1090).

Every Aztec fan in attendance Monday night will receive a San Diego State pennant. It is the first day of the spring semester for San Diego State students and the first 500 in attendance will receive a San Diego State "Black Hole" t-shirt.

San Diego State had its three-game winning streak snapped and suffered its first loss since Dec. 31 on Saturday, as Wyoming defeated the Aztecs in overtime, 88-81, at Cox Arena.

SDSU set a school record for most steals in an MWC game with 16, got a 29-point performance from sophomore Brandon Heath (on 12-of-23 shooting from the field, including 4-of-8 from three-point range) and received a double-double from sophomore Marcus Slaughter with 18 points and 10 rebounds (his sixth of the season and eighth of his career). Although leading for 27:30 of the contest, in the end the Aztecs could not overcome a 47-28 rebound discrepancy or the Cowboys 50.8 percent field goal shooting.

Although the Aztecs were unable to improve to 3-0 in league play for the first time since 1985, San Diego State will try and improve to 3-1 in conference play on Monday for the first time since 1997. Each of the last two seasons the Aztecs opened 2-0, only to drop the next three games in both 2003 and 2004. In fact, SDSU has never owned a record above .500 after four league games in MWC history. The last time the Aztecs were above .500 at least four games into a league campaign was during the 1998 WAC season when SDSU was 5-4 after nine games.

Colorado State suffered an 86-77 loss at UNLV on Saturday night. Sean Morris scored 31 points for the Rams, connecting on 9-of-14 from three-point range. Matt Nelson leads Colorado State for the season, averaging team-bests 14.8 points and 5.8 rebounds.

This will mark the 52nd meeting between Colorado State and San Diego State, with the Rams owning a 33-18 series advantage. The Aztecs do hold a 15-12 lead in games played in San Diego, including a 72-64 victory in the last meeting between the teams at Cox Arena on Feb. 23, 2004.

MWC Standings

Pl.	Team	MWC		Overall	
		W	L	W	L
1.	Utah	4	0	16	3
2.	Air Force	3	0	12	6
3.	► SDSU	2	1	8	8
4.	Wyoming	2	2	10	7
5.	New Mexico UNLV	1	2	14	4
		1	2	8	7
7.	Colorado State	1	3	9	8
8.	Brigham Young	0	4	6	13

records through Saturday's games

Monday, January 24

Air Force at Utah, 6 p.m. PT

Wyoming at UNLV, 7 p.m. PT

New Mexico at Brigham Young, 7 p.m. PT

Colorado State at San Diego State, 9 p.m. PT

INSIDE...

Radio/TV Flip Card	pg. 13
Individual Bio Updates	15
Recaps	42
Statistics	47

■ Sophomore guard Brandon Heath, who has already earned Mountain West Conference Player of the Week twice this season, has scored 75 points in his last 84 minutes on the court. With 66 points in his last two games, he has the fifth highest scoring output in consecutive games in SDSU history.

► The Brandon Heath Experience, Page 5

■ San Diego State is looking to improve to 3-1 in league play for the first time since 1997 and remain above .500 this late in the conference season since 1998.

► The Triple Crown Jinx, Page 6

■ In 18 straight SDSU games the team with the higher field goal percentage has won the game.

► Aztec Trends, Page 7

■ Starting last season, SDSU has now lost six conference games that were a one possession game with less than 2:05 to play in regulation.

► Selling the Drama, Page 7

■ Along with having many key components back next season, SDSU will also welcome a top 20 recruiting class.

► Like Us Now..., Page 8

AZTECS AT-A-GLANCE (8-8 OVERALL/2-1 MWC)

No.	Name (Career G/GS)	Pos.	Ht.	Wt.	Cl.	PPG	RPG	Misc.	Note	* - Indicates walk-on; ► - Probable Starters
0	Tommy Johnson (91/20)	G	6-3	186	Sr.	1.1	1.0	0.6 apg	Scored in last 3 of last 5 gms. he has played in; Made 5 of last 8 FGAs	
1	► Brandon Heath (46/41)	G	6-3	183	So.	18.9	3.4	3.9 apg	10+ pts. in 16-straight vs. DI opp.; 66 pts. in last 2 gms.; 16 career 20+ scoring gms.	
3	► Chris Walton (98/36)	F	6-8	234	Sr.	5.6	3.3	1.6 apg	29 pts., 12 rebs. in last 3 gms.; GW shot at BYU; Missed 9 gms. due to injury	
5	Travis Hanour (41/8)	G	6-6	202	Sr.	1.0	1.0	0.7 apg	Last played Dec. 14 vs. SMC; Scored 3 pts. vs. SMC, 1st pts. since 2/24/03	
11	Tyler Smith* (15/6)	G	6-2	208	Fr.	1.7	1.9	1.6 apg	Started 6 of last 7 gms.; 24 assists and 16 turnovers for season	
15	► John Sharper (73/16)	G	6-0	195	Jr.	6.4	1.4	35.8 3FGs	39.1 career 3FG pct; 2 or more 3's in 7 gms. this season; 5 TO in last 180 mins.	
20	Trimaime Davis (57/4)	F	6-8	233	Jr.	3.8	1.6	53.2 FGs	Career 54.2 FG pct; Scored in 8 of last 10 gms.; 23 pts. in last 51 min.	
21	Matt Thomas (16/3)	G	6-3	191	Fr.	4.6	2.3	1.4 apg	Started 3 games; Career-high 14 pts. at Wash.; Made 25 of last 31 FTA	
24	Tim McGrath (0/0)	F	6-5	182	Fr.	---	---	---	REDSHIRT CANDIDATE. High jumped 6-10 in high school.	
30	Chris Lamb (0/0)	F	6-9	205	Fr.	---	---	---	REDSHIRT CANDIDATE. Grew nine inches during his prep career	
31	Jared Ines* (5/0)	F	6-7	234	Sr.	1.6	0.0	5 GP	Hard working senior with great strength for his size; 6 pts. vs. UCSD	
33	Chris Manker (91/11)	C	7-0	225	Sr.	9.3	3.6	1.4 apg	59 career treys; Aztecs are 11-3 when he blocks a shot; Made 19 of last 20 FTA	
42	► Marcus Slaughter (46/34)	F	6-8	223	So.	18.3	8.9	2.0 blks.	10+ pts in 16 straight; 15+ pts. in 12 straight; 6 double-doubles this yr, 8 in career	
50	► Mohamed Camara (16/13)	C	6-10	265	Jr.	2.7	4.9	13 blks.	Speaks 6 languages; Avg 9.8 rebs. per 40 min.; 31 rebs. in last 98 mins.	

Head Coach: Steve Fisher (Illinois State, 1967) • 262-169 (14th full season overall) • 78-87 (sixth season at SDSU)

Assistant Head Coach: Brian Dutcher (Minnesota, 1982) **Assistant Coaches:** Gregg Gottlieb (UCLA, 1995), Mark Hughes (Michigan, 1989)

Director of Operations: Mark Fisher (Michigan, 2001) **Athletic Trainer:** Mark Haines (Metropolitan State College, 1987)

SDSU SCHEDULE/RESULTS - 8-8/2-1 MWC

Date	Opponent (Television)	Time/Result	Note	Record	RPI	Sagarin
N.19	UC Santa Barbara (Ch. 4 San Diego)	ot-L, 72-80	► Aztecs overcome 10-point deficit to force OT but can't overcome 38.8 FG pct.	7-9	190	173
N.22	Monmouth (Ch. 4 San Diego)	W, 69-65	► SDSU rallies from 18 points to win; Aztecs enjoy 41-20 rebound advantage	5-8	225	216
N.27	UC San Diego	W, 86-51	► Manker and Slaughter combine for 43 points; Aztecs force 27 TOs and shoot 60.4 pct.	5-9	---	---
D.1	San Diego (Ch. 4 San Diego)	W, 83-63	► SDSU shoots 53.6 percent has 38-24 rebound margin; Heath (26 pts.), Manker (22 pts.)	10-8	154	127
D.4	at UC Santa Barbara	W, 73-55	► Aztecs connect on 12-of-20 3FGs and have 60.0 FG pct.; SDSU led by 36 in 2nd half	7-9	190	173
D.7	at No. 16/21 Washington	L, 69-98	► Washington scores first eight points and leads wire-to-wire; Thomas career-high 14 pts.	16-2	7	5
San Diego SLAM Presented By PerfectWave Technologies (Cox Arena; San Diego, Calif.)						
D.11	Southern California vs. San Diego	USC, 87-75				
D.11	California (Ch. 4 San Diego)	L, 57-60	► SDSU shoots 35.0 percent and is outrebounded 37-30; Slaughter: 18 pts., 9 rebs.	9-8	117	122
D.14	SAINT MARY'S	L, 64-73	► Aztecs rally from 11-point second half deficit to take lead; SDSU: 36.0 FG%, 21.4 3FG%	17-5	51	56
D.18	at Loyola Marymount (Ch. 4 San Diego)	L, 68-72	► SDSU shoots 35.2 percent; 2nd half rebounds: LMU 24, SDSU 12; Slaughter 21 pts.	9-10	157	147
D.21	CAL ST. FULLERTON (Ch. 4 San Diego)	W, 63-60	► Slaughter collects 3rd double-double of the season; Smith CHs - 8 pts., 8 rebs; CSUF 29.0%	8-7	165	174
D.28	at Iowa State (ESPN Regional)	L, 59-69	► Aztecs led by 3 with 9:30 to play; SDSU shoots 38.3 pct. and attempts 7 free throws	8-7	144	107
D.31	PROVIDENCE (Ch. 4 San Diego)	L, 67-76	► Aztecs lead for 21:50 and by as many as 7; FG Shooting: PC 50.9, SD 34.9	9-8	72	81
J.3	SOUTH DAKOTA ST. (Ch. 4 San Diego)	W, 64-49	► SDSU forces 23 TOs and holds Jackrabbits to 30.8 pct. FG shooting	4-13	---	247
J.8	*at Brigham Young (SportsWest)	W, 59-57	► Aztecs rally from 13 down get 7-foot put-back from Walton to claim 3rd win ever in Provo	6-13	243	197
J.15	*at UNLV (SportsWest)	W, 81-73	► Heath career-high 37 pts., 12-18 FGs, 12-12 FTs; SDSU defeats UNLV for 2nd time in Vegas	8-7	100	95
J.22	*WYOMING (Ch. 4 San Diego)	ot-L, 81-88	► Heath 29 pts., 12-23 FGs, 4-8 3FGs; Rebs: UW 47, SDSU 28; Cowboys shoot 50.8%	10-7	97	113
J.24	*COLORADO STATE (ESPN)	9:00 p.m. PST	► SDSU is 4-3 in its last seven games versus Colorado State	9-8	206	146
J.29	*at Air Force (Ch. 4 San Diego)	4:05 p.m. MST	► Aztecs have left Clune with victories in two of their last four visits	12-6	112	78
J.31	*at New Mexico (SportsWest)	7:00 p.m. MST	► Last six meetings have resulted in four Aztec victories	14-4	109	60
F.5	*UTAH (Ch. 4 San Diego)	7:05 p.m. PST	► First meeting in 2005 for teams that met three times in the 03-04 season	16-3	23	25
F.7	*BRIGHAM YOUNG (SportsWest)	7:05 p.m. PST	► SDSU has defeated Brigham Young twice in the last three meetings at Cox Arena	6-13	243	197
F.12	*UNLV (ESPN+Plus)	Noon PST	► Game vs. UNLV in San Diego is broadcast by ESPN+Plus for second straight year	8-7	100	95
F.19	*at Colorado State (Ch. 4 San Diego)	7:00 p.m. MST	► Aztecs last won in Fort Collins on Feb. 16, 2002; 2004 game at CSU went 2OTs	9-8	206	146
F.21	*at Wyoming (ESPN)	10:00 p.m. MST	► SDSU has won two of its last three games in Laramie	10-7	97	113
F.26	*NEW MEXICO (SportsWest)	7:05 p.m. PST	► Aztecs have defeated New Mexico three straight times at Cox Arena	14-4	109	60
F.28	*AIR FORCE (Ch. 4 San Diego)	7:05 p.m. PST	► San Diego State is 3-1 in last four "Senior Day" games	12-6	112	78
M.5	*at Utah (ESPN+Plus)	1:00 p.m. MST	► Four-point loss at Utah last season was closest for the Aztecs since 1986	16-3	23	25

Mountain West Conference Basketball Tournament (Pepsi Center, Denver, Colo.)

M.10	Quarterfinal Round	► San Diego State tries to repeat 2002 MWC championship run
M.11	Semifinal Round	
M.12	Championship Game	

* - Indicates Mountain West Conference game. RPI, Sagarin and records are current as of Jan. 23, 2005.

Contact Information

► SDSU

Mike May,
Associate MRD/MBB Contact
Office (619) 594-5547
Cell (619) 957-8372
Home (619) 644-1767
Fax (619) 582-6541
E-Mail mmay@mail.sdsu.edu
Web goaztecs.com

► COLORADO STATE

Gary Ozzello,
Asst. AD/Media Relations
Office (970) 491-0628
Fax (970) 491-1348
E-Mail ramsid@amar.colostate.edu
Web csurams.com

San Diego State Falls to Wyoming in Overtime, 88-81

SAN DIEGO -- San Diego State had its three-game winning streak snapped Saturday night by Wyoming, in an 88-81 overtime loss at Cox Arena. The loss was a first for the Aztecs in Mountain West Conference play and drops them to 8-8 overall and 2-1 in the MWC. Meanwhile, the Cowboys improve their record to 10-7 (2-2 MWC).

Brandon Heath and Marcus Slaughter, who both scored in double figures, led SDSU. Heath scored a game-high 29 points on 12 of 23 shooting (4-8 3FG). Slaughter recorded his sixth double-double (18 pts, 10 rebs.) of the season.

SDSU led by as many as 11 points in the first half, but could not extend its lead over the Cowboys. Behind the play of Kevin Lewis (12 points) and Justin Williams (10 points), who combined to shoot 7-for-8 (3-3 3FG) from the field in the first half, Wyoming was able to chip away at the lead and get within one point, 41-40, at halftime.

The second half was a see-saw battle, as the Aztecs jumped out to a seven point lead in the first 3:15. But a few minutes later, Wyoming took the lead from the Aztecs and led by as many as eight, with 5:14 to play in regulation.

After a steal by Chris Manker and a put-back layup by Slaughter, SDSU reclaimed the lead with 3:37 remaining. SDSU increased its advantage to three, but following two Heath miscues, the Cowboys took a one-point lead. Seconds later, Heath connected on a basket and made 1 of 2 free-throws to lead by two, but Dion Sherrell made both of his free-throws to tie the game and force it into overtime.

In the extra period, the teams exchanged baskets until the 1:59 mark, when Jerry Webb converted a three-point play to put the Cowboys up by one. It was a lead Wyoming would not relinquish, as the Cowboys went on to hit all six of their free-throw shots after Webb's three-point play.

Wyoming 88, San Diego State 81 (OT)

Jan. 22, 2005 | Cox Arena at Aztec Bowl | San Diego, Calif.

Wyoming	MP	FG	3FG	FT	R	F	A	TO	B	S	TP
Leven	12	0-4	0-2	2-2	0	2	0	2	0	0	2
Williams	33	7-8	0-0	8-10	11	3	1	2	6	2	22
Dunn	32	4-5	0-0	0-2	8	3	0	4	0	2	8
Sherrell	36	3-8	0-2	8-9	6	2	2	7	0	0	14
Straight	40	6-21	0-5	0-0	4	3	7	5	0	1	12
Webb	22	3-4	0-0	2-3	9	3	1	1	0	1	8
Lewis	23	4-6	3-4	1-3	2	0	0	0	0	2	12
Ebert	1	0-0	0-0	0-0	0	0	0	0	0	0	0
Wabington Team	26	4-5	0-0	2-2	3	1	0	2	0	0	10
Totals	225	31-61	3-13	23-31	47	17	11	23	6	8	88

SDSU	MP	FG	3FG	FT	R	F	A	TO	B	S	TP
Walton	34	3-6	0-2	0-0	2	4	2	1	1	2	6
Slaughter	33	8-20	0-1	2-2	10	3	2	3	1	2	18
Camara	14	0-1	0-0	0-0	3	4	0	1	1	1	0
Heath	42	12-23	4-8	1-6	1	2	3	5	0	3	29
Sharper	39	2-9	2-8	4-4	2	2	4	1	0	3	10
Johnson	3	0-0	0-0	0-0	1	0	0	2	0	0	0
Smith	11	0-0	0-0	0-0	3	2	1	1	0	0	0
Davis	10	2-4	0-0	2-4	1	3	0	0	0	1	6
Thomas	13	0-0	0-0	2-2	1	0	1	0	0	1	2
Manker	26	3-6	1-3	3-3	2	5	0	2	0	2	10
Team											
Totals	225	30-69	7-22	14-21	28	25	13	16	3	15	81

Halftime: San Diego State 41, Wyoming 40. FG %: Wyoming 50.8, San Diego State 43.5. 3FG%: San Diego State 31.8, Wyoming 23.1. FT%: Wyoming 74.2, San Diego State 66.7. Officials: Stanley Reynolds, Bob Staffen, Bill Kennedy. Technicals: Wyoming, Justin Williams. Attendance: 7,144.

Series Breakdown

THE SERIES

Overall	CSU, 33-18
Overall Streak	SDSU, 1
Div. I Era	CSU, 32-16
MWC Era	CSU, 6-4
at SDSU	SDSU, 15-12
at Cox Arena	SDSU, 3-2
at SDSU Streak	SDSU, 1
at CSU	CSU, 21-3
at Moby Arena	CSU, 21-3
at CSU Streak	CSU, 2
Neutral	none
Neutal Streak	none
Fisher vs. Colorado State	4-6
Fisher vs. Layer	4-4

STATISTICAL COMPARISON

	SDSU	CSU
Record	8-8	9-8
Conference Record	2-1	1-3
Scoring Offense	69.7	74.2
Scoring Defense	68.1	68.5
Scoring Margin	+1.6	+5.7
Rebound Margin	-3.1	+3.5
FG Percentage	43.0	49.5
FG Percentage Def.	43.0	39.6
3FG Percentage	31.8	35.5
3FG Percentage Def.	32.5	28.7
FT Percentage	68.0	69.7
Assists Per Game	12.9	15.6
Turnovers Per Game	15.6	16.5
Turnover Margin	+0.9	-3.6
A/TO Margin	0.8	0.9
Blocks Per Game	3.4	5.5
Steals Per Game	8.8	5.6

COMMON NON-CONFERENCE OPPONENTS

	SDSU	WYO.
none		

SDSU vs. MWC

	W	L
Air Force	0	0
BYU	1	0
Colorado State	0	0
New Mexico	0	0
Wyoming	0	1
UNLV	1	0
Utah	0	0
Wyoming	0	0
TOTAL	2	1

COLORADO STATE (9-8; 1-3 MOUNTAIN WEST)

No.	Name	Pos.	Ht.	Wt.	Cl.	PPG	RPG	Hometown
4	Nick Ball	G	6-2	170	Sr.	2.1	0.3	Loveland, Colo.
5	Dwight Boatner	G	6-0	170	So.	8.1	2.0	Lake Charles, La.
22	Ryan Brown	G	6-1	190	Fr.	--	--	Texarkana, Texas
30	Stuart Creason	C	7-0	260	Fr.	4.4	2.9	Coppell, Texas
2	Brian Lohrey	G	6-5	185	Sr.	0.5	0.7	Colorado Springs, Colo.
32	Micheal Morris	G	6-3	210	Jr.	7.6	3.2	Katy, Texas
1	Sean Morris	G	5-10	165	Fr.	6.1	1.9	Katy, Texas
54	Matt Nelson	C	7-1	265	Sr.	14.8	5.8	Chicago, Ill.
21	Andrew Patterson	G	6-3	200	Jr.	3.8	2.2	Amarillo, Texas
10	Jon Rakiiecki	G	6-3	205	Sr.	7.8	2.4	Fruita, Colo.
13	Freddy Robinson	G/F	6-5	215	Jr.	--	--	Tulsa, Okla.
14	Jason Smith	F	7-0	225	Fr.	10.0	5.2	Greeley, Colo.
11	Phillip Thomasson	F	6-7	225	So.	2.8	2.8	Burlison, Texas
34	Stephen Verwers	F	6-10	245	So.	2.7	2.6	Weatherford, Texas
42	Matt Williams	F	6-6	215	Sr.	11.9	4.6	Temple, Texas

Head Coach: Dale Layer (Eckerd College '80) - 68-69 in fifth season at Colorado State and 235-156 in 14th season overall
Assistant Coaches: Patrick Eberhart, Owen Miller, Bill Peterson

San Diego State-Colorado State: The Series

- ▶ San Diego State and Colorado State are meeting for the 52nd time in history, with the Rams holding a 33-18 series lead.
- ▶ The Aztecs own a 15-12 advantage in games played against Colorado State in America's Finest City, including a 72-64 decision last season (Feb. 23, 2004).
- ▶ Colorado State's advantage in the series comes primarily from winning 23 of 26 meetings from Jan. 30, 1986 to Feb. 5, 2001. The series has been more competitive of late, with the Aztecs winning four of the last seven games.
- ▶ Two of the last four games played between the teams have been decided by three points or less or in overtime.
- ▶ Last season, former San Diego State walk-on guard Ben Wardrop set an NCAA record by fouling out of the game in Fort Collins in 71 seconds. Wardrop was inserted into the game in the second overtime with SDSU trailing and given the assignment of stopping the clock. He was successful in stopping the clock at record pace. For the game, he was officially credited with one minute played, five fouls and no other statistics. ESPN's On This Date profile will feature Wardrop on Jan. 24, the one year anniversary of Colorado State's 92-82 double overtime victory. It is worth noting that Wardrop earned captain status as a senior, was awarded a scholarship the second semester of his senior campaign and was a fan and team favorite for his all-out hustling style. Wardrop, who earned his degree last spring, currently coaches basketball overseas. He attended two games over the holiday break catching the Aztecs at Loyola Marymount (where his brother currently plays) and the Cal State Fullerton game.
- ▶ Senior Chris Walton has a team-high tying 31 points and a team-best 27 rebounds in his six-game career against the Rams. Sophomore Brandon Heath has 31 points in two games vs. Colorado State, including 26 in the game in Fort Collins, last season.
- ▶ Current San Diego State player career statistics against Wyoming can be found on page four.

LAST MEETING AND LAST TIME IN SAN DIEGO

San Diego State 72, Colorado State 64 | Feb. 25, 2004 | Cox Arena at Aztec Bowl

SAN DIEGO -- Wesley Stokes scored 18 points, handed out five assists and came up with a crucial steal to lead San Diego State to a 72-64 victory over Colorado State at Cox Arena on Feb. 25, 2004.

It was the Aztecs' second consecutive win, while Colorado State lost its sixth straight. Colorado State, trailing, 63-52, with 5:46 remaining, went on a 12-3 run sparked by Dwight Boatner and Matt Nelson to close the gap to 66-64 with only 1:29 left to play.

But after hitting one of two free throws, Stokes picked off a Boatner pass intended for Jon Rakiiecki. His layup attempt was blocked, but Marcus Slaughter was there to rebound the ball and put it back in for a 69-64 lead with 50 seconds left.

Slaughter finished the game with 17 points and 11 rebounds, his second career double-double, in addition to three assists and three steals. Teammate Aerick Sanders had 13 points, eight rebounds and three blocked shots. Chris Manker also contributed seven points and three rebounds in 14 minutes off the bench.

Ronnie Clark led Colorado State with 17 points, while Nelson had 16 points and six rebounds.

Stokes scored nine of his 18 points in the first half including a 15-foot jumper with four seconds left to break a 32-32 tie.

The game featured seven lead changes, with Colorado State's last lead, coming early

▶ THE SERIES

Series: Colorado State leads, 33-18
H: 15-12, **A:** 3-21, **N:** 0-0

Date	Location	Score
D.22.60	San Diego (AG)	W 72-66
D.23.60	San Diego (AG)	W 68-67
D.30.61	San Diego (PG) (KI)	L 57-72
J.13.79	*Fort Collins	L 76-82
F.9.79	*San Diego (SA)	W 90-83
J.3.80	*San Diego (SA)	W 86-71
F.2.80	*Fort Collins	L 66-68
J.5.81	*San Diego (SA)	W 78-66
F.5.81	*Fort Collins	W 53-51
J.23.82	*Fort Collins	W 57-50
M.4.82	*San Diego (SA)	W 68-62
J.27.83	*San Diego (PG)	W 59-45
F.28.83	*Fort Collins	L 55-70
F.4.84	*Fort Collins	L 63-68
E.29.84	*San Diego (PG)	L 59-61
F.7.85	*San Diego (SA)	W 75-72
F.23.85	*Fort Collins	L 72-78
J.4.86	*San Diego (SA)	W 72-56
J.30.86	*Fort Collins	L 72-75
J.10.87	*Fort Collins	L 79-84
F.5.87	*San Diego (SA)	L 62-64
J.22.88	*Fort Collins	L 54-78
M.3.88	*San Diego (SA)	L 59-76
J.5.89	*San Diego (SA)	W 62-57
F.2.89	*Fort Collins	L 47-67
F.18.90	*San Diego (SA)	L 57-64
M.3.90	*Fort Collins	L 45-62
J.12.91	*Fort Collins	L 51-61
F.14.91	*San Diego (SA)	L 50-67
J.30.92	*Fort Collins	L 63-76
F.22.92	*San Diego (SA) (d)	L 66-74
J.9.93	*Fort Collins (d)	L 67-82
E.27.93	*San Diego (PG) (d)	L 78-79
J.8.94	*San Diego (PG)	L 60-74
F.24.94	*Fort Collins	L 83-98
J.4.95	*Fort Collins	L 64-80
M.4.95	*San Diego (PG)	W 75-58
J.2.96	*San Diego (SA)	W 87-67
E.29.96	*Fort Collins	L 74-87
J.18.97	*San Diego (PG)	ot-L 90-93
F.13.97	*Fort Collins	L 74-87
J.27.00	*Fort Collins	L 67-75
F.12.00	*San Diego (CA)	L 46-74
F.5.01	*Fort Collins	L 56-77
M.3.01	*San Diego (CA)	W 78-73
J.19.02	*San Diego (CA)	W 81-69
F.16.02	*Fort Collins	W 75-63
F.1.03	*San Diego (CA)	L 69-72
M.3.03	*Fort Collins	L 89-102
J.24.04	*Fort Collins	2ot-L 82-92
F.23.04	*San Diego (CA)	W 72-64

AG - Aztec Gym. PG - Peterson Gym. CA - Cox Arena. Number after location is BYU AP rank at game time. * - conference game. ^ - MWC championship.

SDSU PLAYERS VS. COLORADO STATE

PLAYER	GP-GS	Min-Avg	FG-FGA	Pct	3FG-FGA	Pct	FT-FTA	Pct	Rebs	Avg	PF	FO	A	TO	Blk	Stl	Pts	Avg	Hi
Brandon Heath	2-2	69-34.5	12-23	.522	2-9	.222	5-9	.556	4	2.0	4	0	3	1	0	6	31	15.5	26
Chris Walton	6-2	146-24.3	11-33	.333	1-6	.167	6-8	.750	27	4.5	14	0	10	6	2	8	31	5.2	13
Marcus Slaughter	2-2	71-35.5	11-23	.478	0-2	.000	6-8	.750	17	8.5	8	1	3	3	2	5	28	14.0	17
Chris Manker	4-0	32-8.0	7-14	.500	3-8	.375	1-2	.500	4	1.0	4	0	1	1	2	0	18	4.5	7
John Sharper	4-0	76-19.0	3-11	.273	2-8	.250	3-4	.750	5	1.3	8	1	4	2	0	3	11	2.8	4
Trimaime Davis	3-0	29-9.8	3-5	.600	0-0	.000	0-0	.000	3	1.0	8	1	0	0	2	0	6	2.0	4
Tommy Johnson	6-0	22-3.7	1-5	.200	0-1	.000	4-4	1.000	3	0.5	2	0	1	3	0	1	6	1.0	4
Travis Hanour	1-1	26-26.0	1-11	.091	1-7	.143	2-2	1.000	4	4.0	2	0	2	0	0	0	5	5.0	5

in the second half (42-41).

LAST MEETING IN FORT COLLINS

Colorado State 92, San Diego State 82 (2ot) | Jan. 24, 2004 | Moby Arena

FORT COLLINS, Colo. - Michael Morris and Matt Nelson returned from injuries to score 24 and 21 points, respectively, as Colorado State defeated San Diego State, 92-82, in double overtime on Saturday night.

Despite shooting a season low field goal, three-point field goal and free throw percentage, San Diego State found away to stay within striking distance and eventually force overtime.

Colorado State (55.6 percent) outshot the Aztecs (33.3 percent) from the floor and outscored SDSU, 37-19, from the free throw line. The Aztecs countered by outrebounding the Rams, 25-5, on the offensive boards. They also forced 22 turnovers and set a school record with 14 steals in a conference game.

The Aztecs tied the score four times in the second half but trailed, 62-59, with 1:03 remaining in regulation. Aerick Sanders converted an offensive rebound to cut the deficit to one. Chris Walton converted the front-end of a two-shot foul with under 10 seconds remaining to force overtime.

San Diego State was down 73-70 when Brandon Heath made his only three-point shot of the game with six seconds left to push the game into double overtime.

Colorado State made its four shots in the second overtime and the Aztecs were never able to recover.

Aztec Cliff Notes

San Diego State (8-8) has flirted with a .500 mark while facing one of the most challenging schedules in school history all while having the senior class miss 28 games due to injury and suspension.

What looked like one of the most experience teams in school history has had to rely heavily upon underclassmen due to the dismissal of Wesley Stokes (who started 28 of 30 games a year ago) and injuries to Chris Walton (groin pull/hip flexor) and Travis Hanour (tendonitis).

The result has been an exciting, and somewhat inconsistent, season with a number of first and second year players making an immediate impact.

San Diego State has played with a predominately 10-man rotation since the return of Walton. The Aztecs have started nine different lineups, and have played nine different starting groups in the last ten games.

The one player to start every game is 6-8 sophomore forward Marcus Slaughter. Second on the team in scoring (18.3) and leader in rebounding (8.9), Slaughter has been a consistent threat for the Aztecs having scored in double figures every game this season and leading the team in scoring eight times and rebounding 12 times.

Joining Slaughter in the frontcourt are Mohamed Camara, Trimaime Davis, Chris Manker and Chris Walton. Typically the Aztecs have started three guards leaving one of the aforementioned players to join Slaughter on the front line.

Junior Mohamed Camara (2.7 ppg, 4.9 rpg, 13 blks.) is the Aztecs biggest post presence at 6-10, 265. He has only been playing basketball since 1999 and is continuing to develop his offensive skills. Had his best game of the season against Providence on Dec. 31 when he matched his career best with seven points and added a career-high 13 rebounds. He has 31 rebounds in his last five games.

Junior Trimaime Davis (3.8 ppg, 1.6 rpg, 3 blks.) is playing the best basketball of his career. An athletic 6-8 forward, Davis has felt more comfortable as his playing time increases. He has 23 points in his last 51 minutes on the court and is connecting on 53.2 percent of his field goals on the season. As has always been the case, Davis in an enthusiastic player who took over the duties of team captain in Walton's absence.

Senior Chris Manker (9.3 ppg, 3.6 rpg, 1.4 apg) exploded out of the gate and is putting together the best season of his career. Always a threat from behind the arc, the 7-0 center has emerged as a post option. This season he has 38 two-point field goals, 21 more than he had all of last season. He also has 59 career three-point goals.

Senior Chris Walton (5.6 ppg, 3.3 rpg) plays both the three and four positions for the Aztecs. He played the opener and then missed a month (nine games) due to a hip flexor/groin strain injury. He is still bothered by the injury, but has returned to play 23 or more minutes in each of the last six games and is coming off a couple of terrific performances. He had 12 points, six rebounds and a game-winning shot at Brigham Young followed by 11 points, four rebounds and two assists in the victory at UNLV.

Turning to the backcourt, the other staple in the Aztec lineup is sophomore guard Brandon Heath (leading scorer at 18.9 ppg, team-high 3.9 apg, 3.4 rpg). Heath has started 15-of-16 games this season, has 15 double-digit scoring games this season and has connected on a three-point field goal in 16 of his last 17 games. A graduate of Westchester High, Heath scored nine of San Diego State's last 11 points against the Cougars and followed that up with a career-high 37 points in the victory at UNLV.

MWC Individual Rankings (All Games)**Mohamed Camara**

Off. Rebounding	9th (2.19)
Rebounding	12th (4.9)
Blocked Shots	13th (0.81)

Brandon Heath

Steals	2nd (2.19)
Scoring	3rd (18.9)
Assists	3rd (3.88)
Assist-TO Ratio	6th (1.00)
3FG Made	6th (1.81)
Free Throw Pct.	8th (81.1)

John Sharper

Steals	8th (1.38)
3FG Made	t-11th (1.50)
3FG Percentage	13th (35.8)

Marcus Slaughter

Off. Rebounding	2nd (3.31)
Rebounding	t-2nd (8.9)
Scoring	4th (18.3)
Def. Rebounding	5th (5.63)
Steals	7th (1.44)
Blocked Shots	t-7th (1.25)

MWC Team Rankings (All Games)

Category	Rank
Scoring Offense	6th
Scoring Defense	4th
Scoring Margin	6th
Free Throw Percentage	5th
FG Percentage	7th
FG Percentage Defense	5th
3FG Percentage	8th
3FG Percentage Defense	3rd
Rebounding Offense	7th
Rebounding Defense	7th
Rebounding Margin	7th
Blocked Shots	6th
Assists	6th
Steals	1st
Turnover Margin	2nd
Assist-TO Ratio	7th
Offensive Rebounds	1st
Defensive Rebounds	7th
3FG Made	5th

Aztecs off the Court

► Mohamed Camara

Speaks six languages... Moved to the United States on Sept. 29, 2001... Started playing basketball in 1999.

► Trimaine Davis

Hit by a car at age 16 that initiated his switch from football to basketball... Wears jersey No. 20 in memory of high school friend Greg Ashford who died in a drowning accident.

► Travis Hanour

Grew eight inches between his freshman and junior years of high school... Has four tattoos, all Christian related.

► Brandon Heath

Through his first full year (Fall, spring and summer semesters), he has completed 41 college units... Classified as a junior academically following the Fall, 2004 semester.

► Tommy Johnson

Enjoys traveling and visited St. Thomas on a seven-day cruise in summer of 2003... Has a basketball card collection.

► Chris Manker

Attended and worked the 1999 U.S. Senior Open at the Des Moines Golf and Country Club... Wants to open a sports restaurant chain called Super Manker's.

► John Sharper

His mother is working on her Ph.D. in education psychology at the University of Missouri... Played the saxophone for three years in high school.

► Marcus Slaughter

Heavily involved in community activities and initiates many of the community projects the team is involved in... Teamed with Brandon Heath to win the 2004 Pro City championship in Los Angeles (formerly known as the Say No Classic).

► Chris Walton

Organized food drives in conjunction with Aztec basketball home games each of the past three seasons.. Went to his first Grateful Dead concert when he was two months old... Youngest son of Bill Walton.

► Steve Fisher

Won a charity free-throw shooting contest featuring the eight head coaches at the 2003 EA Sports Maui Invitational.

The rest of the backcourt consists of Tommy Johnson, John Sharper, Tyler Smith and Matt Thomas.

Senior Tommy Johnson (1.1 ppg, 1.0 rpg) has played in 14 of the 16 games for SDSU so far. Typically a reserve, he has played as many as 24 minutes this season and has posted outings of seven points and six rebounds this season.

Junior John Sharper (6.4 ppg, 1.4 rpg) is once again flirting with shooting 40 percent from three-point range. Third on the school's career three-point field percentage charts, he has started 11 games this season and played at least 13 minutes in all 16 games. He has just four turnovers in his last 167 minutes of action.

Walk-on true freshman Tyler Smith (1.7 ppg, 1.9 rpg, 1.6 apg) has been the surprise of the year for San Diego State. Smith has started six of the last seven games and is second on the Aztec team in hockey +/- . This season, when he is on the court the Aztecs have outscored their opposition by 37 points. When he is off the court, SDSU has been outscored by 11 points. He has made five of his last 10 three-point field goal attempts and had a career-best six assists at Brigham Young.

True freshman Matt Thomas (4.6 ppg, 2.3 rpg, 1.4 apg) plays the point position for the Aztecs when he is on the floor. He has made three starts this season in and has seen action in all 16 games. An explosive player, Thomas has the ability to get around defenders and has double-digit scoring performances at Washington (14 points) and vs. Saint Mary's (10 points).

The Brandon Heath Experience



Sophomore guard Brandon Heath has enjoyed an impressive sophomore season, leading the team in scoring (18.9) and assists (3.9), but he has been sensational of late.

Since taking over the game at Brigham Young by scoring nine of SDSU's last 11 points, Heath has produced consecutive scoring efforts of 37 at UNLV and 29 vs. Wyoming. The 37-point effort was a career high, Steve Fisher era high, the most by an Aztec player in an MWC game, the 10th highest scoring output in school history and fifth highest scoring game in school history.

Since exploding down the stretch at Brigham Young, Heath has produced 75 points, on 28-of-46 (60.9 percent) from the field, 5-of-11 (45.5 percent) from three-point range, 14-of-19 (73.7 percent) from the free throw line in his last 84 minutes on the court.

In MWC games, Heath ranks first in scoring (25.7, by a 7.9 ppg margin), fifth in steals (2.33), seventh in three-point field goals made (1.67), eighth in assists (3.33), 12th in three-point field goals made (1.67). Heath has such a wide margin of advantage in the conference scoring race, that if he does not score in his fourth MWC game vs. Colorado State on Monday, his scoring average would still be higher than that of Utah's Andrew Bogut who is currently in second place.

The scoring output Heath has produced in the last two games is the fifth highest total in consecutive games in school history and the highest since Anthony Watson scored 72 points (school-record 54 vs. U.S. International and 18 at Texas-El Paso) during the 1985-86 season. Below is a look at the most points scored in consecutive games during the Division I era. All four efforts that rank in front of Heath were produced by seniors and read like a who's who of Aztec basketball - school two-year scoring leader and 1979 all-WAC first-team Kim Goetz, 1984 All-American Michael Cage (twice) and 1986 WAC Player of the Year Anthony Watson.

Most Points/Two Consecutive Games/Div. I Era

Pl.	Name (Class)	Points	Opponent	Season
1.	Kim Goetz (Sr.)	82	Brigham Young (38), Utah (44)	1978-79
2.	Michael Cage (Sr.)	75	at Wyoming (40), Texas-El Paso (35)	1983-84
3.	Anthony Watson (Sr.)	72	USIU (54), at Texas-El Paso (18)	1985-86
4.	Michael Cage (Sr.)	68	Arizona (31), at Texas (37)	1983-84
5.	Brandon Heath (So.)	66	at UNLV (37), Wyoming (29)	2004-05
6.	Anthony Watson (Sr.)	65	Hawai'i (11), US International (54)	1985-86
	Michael Cage (Sr.)	65	at Colorado State (25), at Wyoming (40)	1983-84
8.	Anthony Watson (Sr.)	64	at Hawai'i (34), Wyoming (30)	1985-86
9.	Michael Cage (Sr.)	63	at Tulsa (32), Arizona (31)	1983-84
10.	Michael Cage (Sr.)	62	at Texas (37), Oral Roberts (25)	1983-84

Heath needs 26 points to make an appearance on the school's scoring total for three consecutive games. Michael Cage holds the record with 100 points in three games, something he was able to do twice. A 35-point game by Heath would break the school record.

Most Points/Three Consecutive Games/Div. I Era

Pl.	Name (Class)	Points	Opponent	Season
1.	Michael Cage (Sr.)	100	at CSU (25), at UW (40), UTEP (35)	1983-84
	Michael Cage (Sr.)	100	at Tulsa (32), Arizona (31), at Texas (37)	1983-84
3.	Anthony Watson (Sr.)	97	USIU (54), at UTEP (18), at UNM (25)	1985-86
4.	Anthony Watson (Sr.)	95	at Hawai'i (34), UW (30), at CSU (31)	1985-86
5.	Kim Goetz (Sr.)	94	UNM (12), BYU (38), Utah (44)	1978-79
6.	Michael Cage (Sr.)	93	Arizona (31), at Texas (37), ORU (25)	1983-84
7.	Michael Cage (Sr.)	92	at UW (40), UTEP (35), UNM (17)	1983-84

Mountain West

STANDINGS

School	MWC		Overall	
	W	L	W	L
Utah	4	0	16	3
Air Force	3	0	12	6
SDSU ◀	2	1	8	8
Wyoming	2	2	10	7
New Mexico	1	2	14	4
UNLV	1	2	8	7
CSU	1	3	9	8
BYU	0	4	6	13

SCHEDULE AND RESULTS

January 24 (Monday)
 Air Force at Utah
 New Mexico at BYU
 Colorado St. at SDSU
 Wyoming at UNLV

January 29 (Saturday)
 SDSU at Air Force
 Colorado St. at Wyoming
 UNLV at New Mexico

January 31 (Monday)
 UNLV at Air Force
 Utah at BYU
 SDSU at New Mexico

February 5 (Saturday)
 Air Force at Wyoming
 BYU at UNLV
 New Mexico at Colorado St.
 Utah at SDSU

February 7 (Monday)
 Air Force at Colorado St.
 BYU at SDSU
 New Mexico at Wyoming
 Utah at UNLV

February 9 (Wednesday)
 Missouri at UNLV

Preseason MWC Poll

Pl.	School (1st Place Votes)	Pts.
1.	UNLV (14)	182
2.	Utah (7)	169
3.	Air Force (4)	142
4.	New Mexico	122
5.	Brigham Young	92
6.	Colorado State	87
7.	San Diego State	71
8.	Wyoming	35

SDSU MILESTONE WATCH

Brandon Heath	Total	Needs	For	Significance
Points	716	78	794	Tie Al Faux for 25th on the Aztec career scoring list
Steals	76	1	77	Tie Bryan Williams for 18th on the Aztec career steals list
3FGs Made	77	7	84	Tie Deandre Moore for 7th on Aztec career list
Most Pts./3 consec. gms.	66	26	92	Tie Michael Cage for 7th most points in three consecutive games in Div. I era
Tommy Johnson	Total	Needs	For	Significance
Games Played	91	2	93	Tie Steve Copp for 16th place in SDSU Div. I era
Chris Manker	Total	Needs	For	Significance
3FGs Made	53	2	55	Tie Josko Visnjic for 15th place on SDSU career list
John Sharper	Total	Needs	For	Significance
3FGs Made	68	8	76	Tie for 9th on the career list with Matt Watts
Marcus Slaughter	Total	Needs	For	Significance
Blocked Shots	37	3	40	Tie for 14th place on school career chart (Kevin Betts)
Rebounds	347	7	354	Tie John Anderson for 23rd on Aztec career rebounding list
Chris Walton	Total	Needs	For	Significance
Victories	52	1	53	Played in 53 wins, 9th highest total since stat started being tracked '75-76
Rebounds	340	4	344	Will move into a tie for 25th on SDSU career rebound list
Minutes	1,996	4	2,000	Become 16th player in SDSU recorded history to reach 2K mins.
Assists	146	4	150	Move into SDSU career top 25 in category (Raymond King - 150)
Games Played	98	2	100	Will be 14th player in DI era to play in 100 games
Points	485	15	500	Reach 500-point plateau

The Triple Crown Jinx

For the third consecutive season, San Diego State has gotten off to a 2-0 record in Mountain West Conference play. The problem for the Aztecs has been securing that third straight win to open league play.

Each of the last six times SDSU has attempted to go 3-0 in league play (three times in the WAC and three times in the MWC), the Aztecs have suffered a loss. Nearly all have been in heart-breaking fashion as five of the six defeats have been by four points or less or in overtime, including Saturday's 88-81 loss to Wyoming.

San Diego State's last 3-0 conference start came 20 years ago, when the 1984-85 squad opened with road wins at Wyoming and at Air Force and followed that up with a 76-67 home victory over Utah. That team went on to open WAC play 4-0, and ended the season with a 23-8 record and advanced to the NCAA Tournament.

Below is a look at the SDSU teams that have opened 2-0 in the past 20 seasons.

Season	First Two Wins	Game Three	Game Four	Note
1984-85	at Wyoming, at Air Force	Utah (W, 76-67)	BYU (W, 89-70)	Started 4-0; NCAA team
1985-86	Air Force, Colorado State	at Utah (ot-L, 89-93)	at BYU (L, 70-82)	Started 2-2; ended 7-9
1988-89	Colorado State, Air Force	at Brigham Young (L, 81-85)	at Utah (L, 61-80)	Lost 5 straight after 2 wins
1995-96	Colorado State, Wyoming	at New Mexico (L, 74-77)	at UTEP (ot-W, 72-71)	Opened 4-1
2002-03	at Air Force, Utah	Brigham Young (L, 69-80)	at UNM (L, 62-66)	Lost 3 straight after 2 wins
2003-04	Brigham Young, UNLV	at Colorado St. (2ot-L, 82-92)	at Wyoming (L, 71-79)	Lost 3 straight after 2 wins
2004-05	at Brigham Young, at UNLV	at Wyoming (ot-L, 81-88)		

The problem has not been getting to 2-0, it has been securing the third win of the season. The last time SDSU won at least three of its four league games was in 1997, when the Aztecs opened WAC play at 3-1. Since then, San Diego State has opened three league seasons (including this one) at 2-0, but has been unable to secure the third victory in the next two attempts.

All that said, San Diego State has an opportunity for a couple of rare accomplishments with a victory over Colorado State on Monday.

► San Diego State is looking to open a league campaign with at least three victories in its first four games since the 1996-97 team opened WAC play with a 3-1 mark (def. UTEP, lost at UNLV, won at Air Force and def. Wyoming). In the last 19 seasons, that is the only time SDSU has owned a winning league record after four games.

► San Diego State is attempting to post a conference record above .500 this late in the league season (at least four games), since the 1996-97 team was 3-2 after five WAC games. SDSU has gotten to .500 late in league campaigns (finishing 7-7 in 2001-02 and 6-6 late in the 2002-03 season), but has never been above .500 after at least four games in the Mountain West Conference era.

Early Road Wins Are a Good Way to Win Title and Go Dancin'

On Jan. 15, San Diego State became just the eighth team in Mountain West Conference history to win its first two league road games (Utah became the ninth last Monday night). All seven of the previous MWC teams to win their first two conference road games advanced to postseason play, with five making the NCAA Tournament. Of the seven previous members of the club, five won or shared the conference title, one team finished second and one team finished third.

SDSU Mountain West Conference Player of the Week

Date	Nominee
Nov. 23	Marcus Slaughter
Nov. 30	Marcus Slaughter
Dec. 6	Brandon Heath
Dec. 13	Marcus Slaughter
Dec. 20	Marcus Slaughter
Dec. 27	Tyler Smith
Jan. 3	Marcus Slaughter
Jan. 10	Chris Walton
Jan. 17	Brandon Heath

Bold indicates player won the award

Weekly RPI and Sagarin Ratings

Previous Seasons

Date	Sagarin	RPI	CBN	RPI	com
1993-94					183
1994-95					218
1995-96					170
1996-97					198
1997-98					160
1998-99	278				284
1999-00	273				264
2000-01	143				154
2001-02	66				39
2002-03	108	103			99
2003-04	111	116			117

2004-05

Date	Sagarin	RPI	CBN	RPI	com
Dec. 13	249	262			265
Dec. 20	226	213			244
Dec. 27	204	182			244
Jan. 3	197	153			182
Jan. 10	179	153			179
Jan. 17	158	*165			166

* - Notes formula change from previous week.

Season	Team	First 2 MWC Road Games	Final MWC Road Record	Overall	MWC Finish	Postseason
1999-00	UNLV	2-0	4-3	23-8	10-4/T-1st	NCAA Tournament
	Utah	2-0	3-4	23-9	10-4/T-1st	NCAA Tournament
2001-02	Utah	2-0	4-3	21-9	10-4/2nd	NIT
	Wyoming	2-0	5-2	22-9	11-3/1st	NCAA Tournament
2002-03	Brigham Young	2-0	5-2	23-9	11-3/T-1st	NCAA Tournament
	Wyoming	2-0	4-3	21-11	8-6/T-3rd	NIT
2003-04	Air Force	2-0	5-2	22-7	12-2/1st	NCAA Tournament
	San Diego State	2-0				
2004-05	Utah	2-0				

A 2-0 Start Never Looked So Good

Although dampened somewhat by the overtime loss to Wyoming on Saturday. The Aztecs still have good reason to be proud of their third consecutive 2-0 conference start. What separates the 2004-05 squad is that both wins came on the road. In winning at Brigham Young and UNLV to open the conference season, the Aztecs not only produced one of the best starts to the league campaign in school history, but also joined some pretty elite company in the conference.

► SDSU won its first two road games of the league season for just the second time in 35 Division I seasons (the previous time was in 1984-85 when the Aztecs went 23-8 won the Western Athletic Conference tournament and advanced to the NCAA Tournament).

► SDSU won at Brigham Young and UNLV in the same season for the first time in school history.

► SDSU won at Brigham Young for just the third time in 26 visits to Provo (3-23) and snapped a 17-game conference losing streak to the Cougars in Provo. BYU fell to 30-2 in its last 32 league home games.

► SDSU claimed its first regular-season victory at the Thomas & Mack Center, second win over UNLV in the building and third victory over the Rebels in Sin City in 19 games (3-16). UNLV dropped to 27-9 in MWC home games, and the last five MWC teams to defeat UNLV at home have gone on to finish third or better in the final conference standings.

► SDSU became the eighth MWC team (Utah became the ninth last Monday) to win its first two road games of the league campaign. Of the previous seven teams, five went on to win or share the league title, one team finished second and one team finished third.

► SDSU joined the 2003 Utah team as the only teams in Mountain West Conference teams in league history to win at UNLV and at Brigham Young in the same season.

We Know Drama

San Diego State may have exercised of the ghosts left from last season. In 2003-04, the Aztecs finished 4-10 in league play, but lost five conference games that were a one possession game with 2:03 or less remaining in regulation, including four games that were a one possession game with 25 seconds or less in regulation.

The Aztecs took a big step toward putting the past behind them by rallying from 13 points down at Brigham Young to claim a 59-57 victory on Chris Walton's put-back seven-footer at the buzzer to defeat Brigham Young in the conference opener.

The victory snapped a couple of annoying trends:

► The two-point win over Brigham Young victory snapped a five-game conference losing streak in contests that were decided by three points or less or in overtime dating back to a 58-56 victory over Utah on Jan. 18, 2003.

► The last time SDSU won a road league games decided by three points or less or in overtime was at Rice on Jan. 24, 1998, while a member of the Western Athletic Conference.

► The Aztecs had dropped seven straight road league games that were decided by three points or less or in overtime.

Against Wyoming, SDSU felt the flip side as the Aztecs were unable to hold an 11-point advantage and lost in overtime. Since the 2004 conference season, the Aztecs are 6-11 in league play, with six of those losses coming in games that were a one possession game with 2:05 remaining in regulation.

Aztec Trends

Here are a couple of trends to look for on Monday.

► In every Aztec game this season and in 18 straight games dating back to last season, the team that has had a higher field goal percentage has won the game.

► The Aztecs are 8-0 this season and 62-19 in the Fisher era when shooting better than their opponent. SDSU is 0-8 this season and 14-67, with 11 consecutive losses, when it has a lower field goal percentage.

► San Diego State is 8-2 this season when shooting at least 40 percent from the field (losses at nationally-ranked Washington and in overtime to Wyoming) and 0-6 when connecting on less than 40 percent of its shots.

► San Diego State is 8-2 when scoring more points than its opponent in the paint and 0-6 when scoring the same or fewer points in the paint.

► San Diego State is 4-0 this season when the senior class (Chris Manker, Chris Walton, Tommy Johnson, Travis Hanour and Jared Ines) contribute at least 20 points. In wins, the seniors average 16.4 points, while in losses their production drops to 10.4 points. Saturday, the class scored 16 in the overtime loss to Wyoming.

► Mohamed Camara: San Diego State is 4-0 this season when he shoots 50 percent or better from the floor.

► Brandon Heath: San Diego State is 3-1 this season and 8-2 in his career when Heath shoots 50 percent or better from the field... The Aztecs are 4-1 this season and 10-3 in his career when he posts an efficiency rating of +16 or better... SDSU

'04 MWC RECORD VS. '05 MWC RECORD		
	2004	2005
Record	4-10	2-1
Overtime Record	0-2	0-1
Gms. decided by 3 pts. or less/OT	0-3	1-1
Losses in one possession gm. w/less than 2:05	5	1

is 5-2 this season when he has more assists than turnovers... Aztecs are 6-0 this season when he posts five assists or more in a game.

► **Chris Manker:** San Diego State is 4-2 this season and 11-3 in Manker's career when he blocks a shot... Dating back to his days at Oregon State, Manker's teams are 14-4 when he blocks a shot... SDSU is 5-3 this season and 14-8 in his career when Manker shoots 50 percent or better from the field... Aztecs are 5-1 this season when Manker records five or more rebounds.

► **John Sharper:** San Diego State is 4-3 this season and 11-7 since the beginning of the 2003-04 season when Sharper connects on multiple three-point field goals... Aztecs are 8-5 this season when he has two turnovers or less in a game.

► **Marcus Slaughter:** San Diego State is 3-1 this season when Slaughter shoots better than 50 percent from the field.

► **Tyler Smith:** San Diego State is 5-1 when he scores a point... The Aztecs are 4-0 when he has three or more assists... SDSU is 5-1 when he has more assists than turnovers.

► **Chris Walton:** San Diego State has won eight straight games and was 5-0 last season when Walton attempted at least four free throws... SDSU is 2-0 this season and 10-5 in his career when Walton scores in double figures.

Like Us Now? You'll Love Us in 2005-06

One thing Aztec fans know is that of the top seven players based on minutes played this season, six are slated to return next season (all but Manker). Included in that group of seven are one senior (Chris Manker), three juniors (Mohamed Camara, Trimaine Davis, John Sharper), two sophomores (Brandon Heath, Marcus Slaughter) and two true freshmen (Tyler Smith and Matt Thomas).

Joining that group is a recruiting class quickly earning accolades as one of the best nationally.

The Aztecs' early signees included Brett Hoerner, Kyle Spain, Kashif Watson and Jabbar Young. All four players, three from the high school ranks, and one from junior college, have been ranked among the top 125 players nationally in their respective classes.

With the addition of Florida transfer Mohamed Abukar who started practicing with the Aztecs on Thursday and will be eligible mid-December next season, HoopScoop Online has the Aztec 2005 class ranked 19th nationally.

Below is a look at the 2005 Aztec class.

Hoerner, a 6-11, 200-pound forward, is a senior at Fullerton High in Fullerton, Calif. He averaged 16.0 points, 9.8 rebounds and recorded 112 block shots for a team that went 20-7 last season. Hoerner is ranked among the top 100 recruits in his class by six different scouting services, including Hoop Alliance, which ranks him 51st. He is ranked as the 20th best power forward in the country by ScoutHoops.com and is a member of *Street & Smith's* High Honorable Mention All-America team.

Spain, a 6-6, 205-pound forward, is a senior at Newark Memorial High in Newark, Calif. He averaged 16.5 points, 8.0 rebounds and shot 70.4 percent from the free throw line as a junior. His team went 29-5 and played for the CIF Division I championship in 2003-04. Spain recorded three 30-point scoring games and posted eight double-doubles as a junior. He is one of just five players named to the *Street & Smith's* San Francisco-Oakland all-Metro team. He was rated as the 42nd best player nationally by Hoop Scoop's Clark Francis and was selected as the fourth best prospect in the state by the same service.

Watson, a 6-3, 180-pound guard, is a senior at Bishop Gorman High in Las Vegas. He averaged 17 points, six rebounds, four assists and three steals for a playoff team that went 21-7 last season. This season, his prep team is ranked among the top 25 nationally by two publications. He is ranked as the second best shooting guard on the west coast and among the top 35 players at the two-guard position nationally by Rivals.com. He was named to *Street & Smith's* High Honorable Mention All-America team. His brother, C.J., is a starting guard at Tennessee.

Young, a 6-11, 285-pound center, is in his second season at San Bernardino College. He will have two seasons remaining when he joins the Aztecs in 2005-06. Young was listed as the 20th-best center in the class of 2002 by ESPN.com. He was also listed as one of 20 players to watch in the state of Maryland by *USA Today* while he was at National Christian Academy (Md.). Young attended classes at San Diego State in the Spring of 2003.

Abukar, a 6-10, 210-pound forward, will be a junior when he begins playing for the Aztecs next December. He played in 30 games as a freshman and saw action in seven games this season for Florida. Earlier this season, he scored a career-high 22 points in just 12 minutes of action against Florida A&M.

Winning vs. Losing

If you look at San Diego State statistics in victories and losses, it is hard to believe the same team that has won eight games, four by 15 or more points, is the same team that has lost eight games, five of which were a one possession game with less than three minutes remaining.

► The most glaring statistic is field goal percentage, where the Aztecs have shot 48.3 percent in eight victories and 38.1 percent in seven losses, a difference of 10.2 percent. In every game this season, and in the last 18 San Diego State games dating back to last season, the team with the better field goal percentage has won. The Aztecs have lost 11 consecutive games when an opponent has a higher field goal percentage.

► To the surprise of no one, Aztec opponents are shooting better, 11.4 percent to be precise, in Aztec losses vs. Aztec wins. Holding opponents below 40.0 percent from the field

► HOOPSCOOP'S TOP RECRUITING CLASSES OF 2005	
1.	Louisville
2.	Duke
3.	Washington
4.	Mississippi
5.	Memphis
6.	North Carolina
7.	Mississippi State
8.	Oklahoma State
	Louisiana State
10.	Alabama
11.	Baylor
	UNLV
13.	Kansas
14.	Arizona
15.	Marquette
16.	Georgia
17.	Pittsburgh
18.	UCLA
19.	► San Diego State
20.	Connecticut
21.	Auburn
	Southern California
23.	Nebraska
24.	Notre Dame
25.	Syracuse

► WINS VS. LOSSES		
	W	L
Record	8-0	0-8
Scoring Margin	+13.1	-9.9
FG Percentage	48.3	38.1
Opp. FG Pct.	37.2	48.6
3FG Percentage	36.6	27.3
Opp FTA/Gm	12.6	21.0
Reb. Margin	-0.6	-7.7
TO Game	14.9	16.4

has been a good omen, not only this season but during the Fisher era. The Aztecs are 36-6 when their opponent shoots 40 percent or less from the field.

▶ Another trend to look for is the rebound war. The Aztecs are practically even, with a -0.6 rebound margin in victories and a -7.7 rebound margin in losses, a swing of 8.3 rebounds per game. San Diego State is 4-2 this season and 52-32 in the Fisher era when owning a rebound advantage. Meanwhile, San Diego State is just 25-53 during Fisher's six seasons when facing a disadvantage on the glass.

Can We Catch A Break?

Last season San Diego State finished 14-16 but were just a couple of key possessions away from not only posting a fourth consecutive .500 or better record, but also making an appearance in a third straight postseason.

In 2003-04, San Diego State lost three games they led with 59 seconds to go in regulation, lost six games that were a one possession contest with 25 seconds or less remaining and lost seven games that SDSU led with 13:48 to go in regulation.

Splitting the six games that were a one possession contest with 25 seconds or less remaining that SDSU lost, would have given the Aztecs a 17-13 record.

Unfortunately, that trend has continued into the beginning portion of the 2004-05 season. Of the Aztecs eight losses this season, five were a one possession game with under three minutes to play.

▶ vs. UCSB, ot-L, 72-80. Aztecs shoot just 38.8 percent from the field but succeed from rallying from 10 points down to force overtime before suffering season-opening loss.

▶ vs. California, L, 57-60. Once again, San Diego State rallies from a double-digit deficit, trail by one point with 5:55 to play and have the ball down three when a three-point field goal attempt bounces off the rim as the clock expires.

▶ vs. Saint Mary's, L, 64-73. Stop us if you have heard this before. San Diego State, which trailed by 11 points at one time, rallies to take a one-point lead with 3:04 to play, but can't hold on to the lead.

▶ at Loyola Marymount, L, 68-72. Aztecs lead for 23:44 of the game and enjoyed a seven-point lead in the first half and a six-point lead in the second half. SDSU led with seven minutes remaining and trailed by two points with the ball with just over two minutes to play.

▶ vs. Providence, L, 67-76. San Diego State leads for more than 21 minutes of the game, leads by as many as seven points and a five-point second-half lead. SDSU has more rebounds, more free throw attempts and fewer turnovers but can not overcome 34.9 percent shooting.

▶ vs. Wyoming, ot-L, 81-88. Aztecs led by as many as 11 points, had a three-point lead with 2:58 to play, a two-point lead with 1:03 to play, a one-point lead with 45 seconds left and had two two point leads in overtime before losing.

In San Diego State's seven losses this season:

- ▶ The Aztecs have led in the final 10 minutes of the game: 5 times
- ▶ San Diego State led for more than 20 minutes of the game: 3 times

Relying on the Underclassmen

Most people expected big things from San Diego State's senior class in 2004-05. With six players entering their final season on the Mesa, SDSU looked to be loaded with experience.

But due to injuries and other circumstances, the six seniors on the Aztec squad - Travis Hanour, Jared Ines, Tommy Johnson, Chris Manker, Wesley Stokes and Chris Walton - have played a total of 45 games, made 12 starts, scored 214 points, pulled down 97 rebounds and have 44 assists through 16 games.

Right now, the Aztec senior class is accounting for 21.8 percent of the minutes played, 19.2 percent of the scoring, 20.0 percent of the rebounding and 21.4 percent of the assists. That means the Aztecs are on pace to return players responsible for about 80 percent of those major statistical categories next season.

Despite having six members in its class, the senior trail both the junior class (with three members) and sophomore class (with two members) in starts, minutes played and rebounds per game. The senior class just moved in front of the junior class in points per game following double-digit efforts from Manker and Walton at UNLV.

There may be hope on the horizon for the class, with Travis Hanour and Chris Walton returning from injuries to play recently. In addition, don't underestimate the importance of the senior class as SDSU is 4-0 when the group scores at least 20 points in a game.

Below is a statistical breakdown by class.

	<u>Players</u>	<u>GP</u>	<u>GS</u>	<u>Min.</u>	<u>PPG</u>	<u>RPG</u>	<u>APG</u>
Senior	6	45	12	44.3	13.4	6.1	2.8
Junior	3	48	28	58.9	12.9	7.9	2.1
Sophomore	2	32	31	68.6	37.2	12.4	5.2
Freshmen	3	33	9	31.4	6.3	4.0	2.9

Slaughter House Rules



Sophomore forward Marcus Slaughter has gotten off to an explosive start this season. An honorable mention all-conference selection as a freshman, Slaughter is averaging 18.3 ppg and a team-high 8.9 rebounds. Entering Monday, he ranked among the league leaders in scoring (4th), rebounding (2nd), blocked shots (7th) and steals (7th).

Other notes on Slaughter's great jump out of the gate.

▶ He has produced double-digit scoring games in all 16 games this season marking the first time in his career the sophomore has scored 10 or more points in as many as three consecutive games. He had eight double-figure scoring games all of last season.

SDSU All-Time MWC Players of the Week

Year	Date
2000-01	
Randy Holcomb	12.18.00
Randy Holcomb	1.8.01
2001-02	
Tony Bland	12.3.01
Al Faux	12.10.01
Randy Holcomb	1.14.02
2002-03	
Aerick Sanders	2.01.03
Evan Burns	3.3.03
2003-04	
Aerick Sanders	12.1.03
Aerick Sanders	12.22.03
Aerick Sanders	1.5.04
2004-05	
Brandon Heath	12.6.04
Brandon Heath	1.17.05

▶ He (along with Heath) is en route to post one of the best individual single-season scoring average in school history. The last time an Aztec player averaged more than 18.3 points per game was in in 1985-86 season Michael Watson led the Western Athletic Conference with a 22.5 scoring average. That was also the last time an Aztec player led the league in scoring, something Slaughter has a chance to do this season. His current scoring average of 18.3 would place him 10th all-time and fifth in the Division I era.

▶ With 292 total points this season, he has surpassed his freshman point total of 237 points.

▶ He led the Aztecs in scoring just once last season but has already led SDSU in scoring in eight of the first 16 games this season.

▶ He also has already connected on nine three-point field goals after making just eight last season.

▶ He has attempted 122 free throws through 16 games and is on pace to attempt 214 attempts in a 28-game season. That would be within shouting distance of the school record currently held by Michael Cage, who attempted 251 during his senior campaign in 1983-84.

Heath Among League Leaders... In Everything

Already with two Mountain West Conference Player of the Week honors to his credit, Brandon Heath continues to progress into one of the top guards in the Mountain West Conference.

A native of Los Angeles, Heath is averaging 18.9 points this season. He led the Aztecs in scoring during the months of December and January.

Other notes on Heath's sophomore campaign

▶ Scored in double figures in 13 consecutive games and 16 straight against Division I teams.

▶ Made a three-point field goal in 16 of his last 17 games dating back to last season.

▶ Made 60-of-74 free throws this season.

He has 716 career points in just 46 collegiate games for a 15.6 scoring average.

Heath Earns Second Player of the Week Honor

San Diego State sophomore Brandon Heath has been named Mountain West Conference Player of the Week for the period ending January 16. It is his second honor of the season and he joins Josh Davis, Marcus Bailey and Andrew Bogut as the only league players to win the award multiple times in the same season as an underclassmen.

Heath recorded a career-high with 37 points, on 12-of-18 shooting from the field and 12-of-12 free-throw shooting, as the Aztecs recorded an 81-73 victory over Mountain West Conference preseason favorite UNLV on Saturday night. The 37 points were the most for an Aztec player during the Steve Fisher era and the most by an SDSU player in a Mountain West Conference game. It also tied for the 10th highest scoring output in school history and the fifth highest output in a conference game. The last time an Aztec player scored more than 37 points in a game was Anthony Watson's school-record performance of 54 points against U.S. International on Feb. 20, 1986.

Heath added a team-high five assists, two steals and played 39 minutes in the contest. He scored 11 consecutive Aztec points in the first half, helping SDSU erase a six-point deficit. In the second half, when UNLV cut the Aztec advantage to one point, he scored eight straight SDSU points. During a 12-4 run when the Aztecs clinched the victory (run started with SDSU up 61-60 with 6:48 left and ended at SDSU up 73-64 with 2:20 left), Heath scored 10 points and had an assist on the other SDSU basket.

With his second MWC honor, Heath joins Aerick Sanders and Randy Holcomb as the only SDSU players to earn the honor multiple times. He is the first Aztec player, since player of the week records have been kept beginning in 1978-79, to win multiple honors as an underclassman.

San Diego State (8-7 overall; 2-0 MWC), winners of three straight games, opens the home portion of league play this Saturday when the Aztecs play host to Wyoming. SDSU returns home after winning its first two conference road games for just the second time in the school's 35 Division I seasons (other time was in 1984-85 when the Aztecs went on to advance to the NCAA Tournament).

The Aztecs have also become just the eighth team in Mountain West Conference history to win their first two road league games. Of those seven teams that have their first two MWC road contests, five went on to win the league title (either shared or outright), one team finished second and one team finished third.

Four-Game Win Streak Most Impressive Since 1984

Although the Aztecs four-game win streak was snapped at Washington, the dominance SDSU displayed during the streak is worth reflecting on.

Although the Aztecs have had longer win streaks, you have to go back 20 years to find a more dominating four-game win streak than what SDSU has put together during the last four games.

San Diego State posted four victories by a combined score of 311-234, or by 77 total points. That makes an average victory total of 19.3 points during the four-game streak.

The last time the Aztecs put together a more dominating four game run was when the 1984-85 NCAA Tournament team outscored its opponents by 81 points in four consecutive games during December, 1984. The four-game streak was part of an 8-0 record that squad posted to begin the 1984-85 season and marks the last time San Diego State got off to a better start than this season's 4-1 record.

Below is a look at the most dominating four-game winning streaks based on point differential since the beginning of the 1984-85 season.

Rk.	Season	Pts.	Opponents	Final Record
1.	1984-85	+88	at UC Irvine, Morgan State, San Diego, UC Santa Barbara	23-8
	1984-85	+81	Morgan State, San Diego, UC Santa Barbara, at Long Beach State	23-8
3.	2004-05	+77	Monmouth, UC San Diego, San Diego, at UC Santa Barbara	

4.	2000-01	+59	Morgan State, Norfolk State, Oklahoma State, Texas A&M-CC	14-14
	1990-91	+59	Midwestern State, Cal Poly Pomona, UC Irvine, Arkansas State	13-16
6.	1984-85	+58	Wyoming, Long Beach, Texas-El Paso, New Mexico	23-8
	1984-85	+58	at US International, at Hawai'i, Air Force, at Brigham Young	23-8
8.	2002-03	+53	Hawai'i, at Houston, Florida Atlantic, IPFW	16-14
9.	2002-03	+52	at Houston, Florida Atlantic, IPFW, Loyola Marymount	16-14
10.	2000-01	+48	Norfolk State, Oklahoma State, Texas A&M-CC, at Loyola Marymount	14-14
11.	2000-01	+47	Arizona State, Morgan State, Norfolk State, Oklahoma State	14-14
12.	2002-03	+46	at Long Beach State, Hawai'i, at Houston, Florida Atlantic	16-14
13.	1984-85	+46	at Wyoming, at Air Force, Utah, Brigham Young	23-8
14.	1984-85	+42	Colorado State, Wyoming, Long Beach, Texas-El Paso	23-8

During the four-game winning streak, San Diego State put together some impressive numbers:

- ▶ San Diego State has shot 54.2 percent from the field during the four-game stretch, shooting above 50.0 percent from the floor in each of the last three games. That is the longest stretch since posting a 50 percent or better field goal percentage in five straight games from Feb. 22-Mar. 8, 2003. Since that time, SDSU shot 50 percent or better from the floor just twice in the 37 games prior to the beginning of the current three-game streak.
- ▶ The Aztecs have held their opponent to 40.1 percent field goal shooting. Since Steve Fisher's arrival at San Diego State, the Aztecs are 33-6 when their opponent shoots 40 percent or less from the field.
- ▶ A staple of the Aztec program has been strong rebounding. San Diego State has outrebounded four of five opponents this season and has a +8.2 rebound margin during the four-game winning streak.

As you might expect, four-game winning streak typically means good things for the rest of the season. The last two times SDSU has had at least a four-game winning streak in a season they have advanced to postseason play (2001-02 NCAA Tournament, 2002-03 NIT) and every season under Steve Fisher's direction that the Aztecs have had four-game winning streak, SDSU has gone to finish .500 or better.

Postseason Play, Guaranteed

Given Steve Fisher's track record, San Diego State's prospects of returning to the postseason for a third time in four seasons appears to be good. In his 12 full seasons, Steve Fisher has returned at least three starters off a squad he coached the previous season eight times. He has guided all eight of those teams to postseason play, including six of those squads to the NCAA Tournament. Those eight teams have combined to post a 20-5 record in postseason play, including two appearances in the NCAA Tournament championship game (1991 and 1992) and a championship in the NIT (1996).

Some additional notes on Steve Fisher's success when returning at least three starters off a team he has coached.

- ▶ Is 8-for-8 in leading his team to the postseason. Six times he has guided a team to the NCAA Tournament.
- ▶ Has won at least one postseason game in six of those eight seasons and at least two games in five of those eight seasons.
- ▶ Averaged 22.6 wins in those eight seasons. In six of the eight years his teams have won at least 21 games.

Below is a look at Fisher's magic when returning at least three starters from his previous squad.

Previous Season	Record	Season	Returning Starters	Returning Letterwinners	Record	Postseason
1988-89	30-7	1989-90	4	8	23-8	NCAA Tournament, 2nd Round
1990-91	14-15	1991-92	4	11	25-9	NCAA Tournament, Runner-Up
1991-92	25-9	1992-93	5	11	31-5	NCAA Tournament, Runner-Up
1992-93	31-5	1993-94	5	11	24-8	NCAA Tournament, Elite Eight
1993-94	24-8	1994-95	3	6	17-14	NCAA Tournament, 1st Round
1995-96	20-12	1996-97	4	7	24-11	NIT Champions
2000-01	14-14	2001-02	4	8	21-12	NCAA Tournament, 1st Round
2001-02	21-12	2002-03	3	5	16-14	NIT, 2nd Round
2003-04	14-16	2004-04	4	9		
Averages			4.0	8.4	22.6-10.1	8 Postseason Appearances; 20-5 record in Postseason Play

Preseason Magazines Gives Aztecs Little Love

Most of the preseason magazines have picked the Aztecs to finish in the lower half of the Mountain West Conference standings and the MWC poll was no exception, picking the Aztecs to finish seventh; however, a pretty strong case can be made that San Diego State will have a successful 2004-05 season.

- ▶ San Diego State returns three starters and eight letterwinners (includes Travis Hanour who sat out last season due to injuries) from the 2003-04 season. The Aztecs return seven of their top nine scorers from last season.
- ▶ Steve Fisher is 8-for-8 in his career in taking teams to the postseason when returning at least three starters off a team he coached the previous season. Included in those eight postseason trips are six NCAA Tournament berths and an average total of 22.6 wins. The last time a Steve Fisher-coached team returned four starters was 2001-02, when Fisher guided the Aztecs to their first NCAA Tournament appearance since 1985. Twice in his career, Fisher has returned at least three starters and at least nine letterwinners off a team he coached, both seasons he has led his team to the NCAA Tournament, posting a collective 56-14 record.
- ▶ San Diego State returns 77.0 percent of points, 74.2 percent of field goals, 99.4 percent of three-point field goals, 78.0 percent of free throws, 68.6 percent of rebounds, 91.3 percent of assists, 54.9 percent of blocked shots, 85.8 percent of steals and 81.9 percent of minutes from the 2003-04 season.

- ▶ The 2004-05 SDSU roster has played 538 games and made 161 starts. Nine players on the Aztec roster have played in at least 30 college games and five players have made at least 18 college starts. Last season, the Aztec roster (not counting Travis Hanour's total because he missed the season due to injury) entered the campaign with a total of 407 games and 72 starts. In 2002-03 when San Diego State advanced to the second round of the postseason NIT, the Aztecs entered the campaign with 413 games and 152 starts of experience. In 2001-02 when the Aztecs claimed the Mountain West Conference championship and advanced to the NCAA Tournament, San Diego State entered the season with 370 games and 194 starts.
- ▶ San Diego State was not that far away last season from making their third consecutive postseason appearance. Although the Aztecs finished 14-16 overall, they lost three games when they led with 59 seconds left, lost six games that were a one possession game with 25 seconds or less remaining and lost seven games when they led with 13:48 or less remaining in regulation. Part of that can be explained by the fact that SDSU had just one scholarship senior (Aerick Sanders).
- ▶ San Diego State returns two players that earned all-Mountain West Conference recognition last season. Sophomore guard Brandon Heath and sophomore forward Marcus Slaughter are back for SDSU this season. This marks the first time in school history that two all-league performers return from an Aztec team. In fact, in the Mountain West Conference era, San Diego State has never returned two all-MWC performers the following season (2000-01 (0); 2001-02 (0); 2002-03 (1) Tony Bland; 2003-04 (0); 2004-05 (2) Brandon Heath, Marcus Slaughter).
- ▶ San Diego State has two of the best underclassmen not only in the league, but also in the country in Brandon Heath and Marcus Slaughter. The duo was two of only four freshmen to earn all-league recognition last season. Heath and Slaughter combined to score 650 points and pull down 284 rebounds in their inaugural season.
- ▶ Another example of the stability of the Aztec program can be found by the number of players that have signed with San Diego State out of the prep ranks. Of San Diego State's 15-player roster, two are Division I transfers (Travis Hanour, and Chris Manker), two junior college players (Mohamed Camara and walk-on Jared Ines) and 11 players who signed with SDSU directly out of high school. Of the five newcomers, four signed with the Aztecs out of high school.

Noting the Wyoming Game

- ▶ San Diego State falls to 23-32 all-time versus the Cowboys and 15-10 in America's Finest City.
- ▶ The last eight meetings have been decided by 54 points, an average margin of 6.8 points.
- ▶ Eleven of the last 27 games between the two schools have been decided by four points or less.
- ▶ This is the sixth overtime game between the two teams with Wyoming owning a 4-2 record.
- ▶ Heath has made a three-point shot in 15 of 16 games this season.
- ▶ Heath finished with 29 points in the game. It is the 13th straight game he has reached double-figures and 15th time in 16 games this season.
- ▶ Tonight marks Heath's seventh 20+ plus point scoring game and his 16th of his career.
- ▶ Manker scored 10 points. It is the sixth game this season he has reached double-figures and ninth time in his career.
- ▶ Manker's two two-point field goals gives him 38 for the season after connecting on just 17 twos last season and 52 in his first three seasons combined.
- ▶ Manker has made 19 of his last 20 free-throw attempts.
- ▶ Seniors Manker (10) and Walton (6) combined to score 16 points. SDSU is 4-0 this season when the senior class scores at least 20 points.
- ▶ Heath shot 52.2% from the field tonight. The Aztecs are 3-1 this season and 8-2 lifetime when Heath shoots 50% or better.
- ▶ Heath has led the team in scoring eight times this season, tied with Marcus Slaughter for the team lead.
- ▶ Slaughter has scored in double figures in 16 consecutive games.
- ▶ Slaughter now has six double-doubles this season and eight in his career.
- ▶ Manker has scored 48 points against Wyoming in his career in 95 minutes of action.
- ▶ Sharper matched his career high in assists with four tonight.
- ▶ Tonight is the second consecutive game that the Aztecs have had four players score in double figures.
- ▶ In every Aztec game this season and in 18 straight games dating back to last season, the team that has had a higher field goal percentage has won the game.
- ▶ SDSU's 41 points are the most points scored in the first half this season.
- ▶ The Aztecs shot 43.5% for the game. SDSU falls to 8-2 when shooting 40% or better this season.
- ▶ San Diego State forced 23 turnovers tonight, the most the Aztecs have forced in a MWC game this season.
- ▶ Saturday marked the most steals in a game (15) this season and in a MWC game for the Aztecs.
- ▶ The starting lineup of Chris Walton, Marcus Slaughter, Mohamed Camara, John Sharper and Brandon Heath is the ninth different opening lineup in the last 10 games for San Diego State.
- ▶ Saturday's crowd of 7,144 is the second largest of the season and the 19th-largest in Cox Arena history.

0	Tommy Johnson <i>Guard, 6-3, 186, Sr.-3L</i> <i>Los Angeles, Calif. (Crenshaw High)</i>	PPG 1.1 RPG 1.0 APG 0.6 FG 50.0 3FG 00.0 FT 25.0 MWC 0.0 Career Highs: Points: 18 vs. Troy State (11-30-03) Rebounds: 7 vs. IPFW (12-30-02) Assists: 5 at Cal Poly (11-30-02)	Played in 91 career games and has made 20 starts... Played in 45 games in which the Aztecs have won, second most among active players... Ranks 26th on the school's career three-point field goals list... Never fouled out of a game... Seven career 10+ scoring games... One of only two players to wear the number zero jersey in Aztec history (Jim Roban).
1	Brandon Heath <i>Guard, 6-3, 183, So.-1L</i> <i>Los Angeles, Calif. (Westchester High)</i>	PPG 18.9 RPG 3.4 APG 3.9 FG 43.7 3FG 34.5 FT 81.1 MWC 25.7 Career Highs: Points: 37 at UNLV (1-15-04) Rebounds: 9 vs. Monmouth (11-22-04) Assists: 9 vs. UCSD (11-27-04)	Earned MWC Player of the Week on Jan. 17 and Dec. 6... Already set career highs with 37 points, nine rebounds and nine assists this season... 75 points in his last 84 minutes played... 66 points in last two games... 16 career 20+ scoring games... Has 716 career points in just 46 games... Scored in double figures in 16 straight vs. D-I Opponents.
3	Chris Walton <i>Forward, 6-8, 234, Sr.-3L</i> <i>San Diego, Calif. (Univ. of San Diego High)</i>	PPG 5.6 RPG 3.3 APG 1.6 FG 44.4 3FG 23.5 FT 60.0 MWC 9.7 Career Highs: Points: 17 at BYU (2-9-04) Rebounds: 10 - two times Assists: 6 vs. Portland (12-31-03)	Scored season-high 12 points, had six rebounds and hit GW shot at BYU Jan. 8... Missed nine straight games due to hip flexor and groin strain... Returned to action at Iowa State (Dec. 28) and responded with 6 pts. and 4 rebs... Had streak of 31 consecutive games played broken against Monmouth (Nov. 22)... Did not practiced between Nov. 20-Dec. 19 due to groin strain... Played in last six games.
5	Travis Hanour <i>Guard, 6-6, 202, Sr.-1L</i> <i>Laguna Beach, Calif. (Laguna Beach/Univ. of Ariz.)</i>	PPG 1.0 RPG 1.0 APG 0.7 FG 25.0 3FG 33.3 FT 0.0 MWC Career Highs: Points: 11 - two times Rebounds: 7 vs. Utah (1-18-03) Assists: 3 vs. Wash. St. (2-10-01)	Played in three games this season... Prior to the UCSB game (Dec. 4), his last regular-season game was March 1, 2003... Had surgeries to alleviate chronic tendinitis in both knees since 2002-03... Most recent surgery was on his right knee on April 7, 2004, exactly 51 weeks after having similar surgery on his left knee.
11	Tyler Smith <i>Guard, 6-2, 208, Fr.-HS</i> <i>San Clemente, Calif. (Santa Margarita High)</i>	PPG 1.7 RPG 1.9 APG 1.6 FG 32.0 3FG 41.2 FT 37.5 MWC 0.0 Career Highs: Points: 8 vs. CSUF (12-21-04) Rebounds: 8 vs. CSUF (12-21-04) Assists: 6 at BYU (1-8-05)	One of two true freshmen to play this season... His 219 minutes played are the seventh-highest total on the team... Played in 15-of-16 games this season... Career highs with eight points, eight rebounds and 38 minutes against CSUF (Dec. 21)... Second on team in hockey +/- (SDSU is +37 when he is on court: -11 when he is not on court)... Made 5 of last 10 3FGs.
15	John Sharper <i>Guard, 6-0, 195, Jr.-2L</i> <i>Oakland, Calif. (St. Mary's High)</i>	PPG 6.4 RPG 1.4 APG 1.5 FG 37.4 3FG 35.8 FT 91.7 MWC 5.3 Career Highs: Points: 15 at UCSB (12-4-04) Rebounds: 5 vs. UCSD (12-2-02) Assists: 4 at Arizona (12-22-03)	Once a walk-on, Sharper has progressed into a regular in the rotation... A career 38.9 percent three-point field goal shooter (4th highest in school history)... Made multiple treys in first five games this season... Seven games with 2 or more 3s this season... Aztecs are 12-7 when he makes two or more 3s in a game... Five turnovers in last 180 minutes... Made 17 of last 18 free throw attempts.
20	Trimaine Davis <i>Forward, 6-8, 233, Jr.-2L</i> <i>West Pittsburg, Calif. (Pittsburg High)</i>	PPG 3.8 RPG 1.6 APG 0.1 FG 53.2 3FG 00.0 FT 45.5 MWC 3.3 Career Highs: Points: 10 at LMU (12-18-04) Rebounds: 4 - three times Assists: 1 - five times	Connected on 25-of-47 shots from the floor this season... Has a career 54.2 field goal percentage... Averaging 11 minutes per game this season... Played in 57 career games... Started his first career game on Dec. 18 at LMU and responded with a career high 10 points... Has 23 points and eight rebounds in last six games (51 mins)... Avg. 13.1 points and 6.1 rebounds per 40 minutes.
21	Matt Thomas <i>Guard, 6-3, 191, Fr.-HS</i> <i>Riverside, Calif. (Martin Luther King High)</i>	PPG 4.6 RPG 2.3 APG 1.4 FG 31.0 3FG 16.7 FT 70.0 MWC 1.0 Career Highs: Points: 14 at Washington (12-7-04) Rebounds: 7 vs. SMC (12-14-04) Assists: 6 vs. Monmouth (11-22-04)	Started three games and played in all 16 games this season... Has two double-digit scoring games... Made 25 of last 31 FTA... 11 steals in last 11 games... Averages 17.4 minutes per game... Scored in 15 of 16 games this season... One of two true freshmen, along with Tyler Smith, to see action for the Aztecs this season.
31	Jared Ines <i>Forward, 6-7, 234, Sr.-SQ</i> <i>Modesto, Calif. (Ceres High/Ohlone College)</i>	PPG 1.6 RPG 0.0 APG 0.0 FG 100.0 3FG 0.0 FT 33.3 MWC Career Highs: Points: 6 vs. San Diego (11-27-04) Rebounds: Assists:	Played in five career games - all this season... Last action came on Dec. 7 at Washington... Scored six points in four minutes vs. UC San Diego (12-1-04)... Nickname is "Mysterious".
33	Chris Manker <i>Center, 7-0, 225, Sr.-2L</i> <i>W. Des Moines, Iowa. (Laguna Beach High/Oregon State Univ.)</i>	PPG 9.3 RPG 3.6 APG 1.4 FG 46.2 3FG 32.7 FT 81.5 MWC 10.7 Career Highs: Points: 23 vs. UCSD (11-27-04) Rebounds: 9 vs. UCSD (12-6-03) Assists: 3 - three times	Aztecs' tallest player at 7-0... Made 17 two-point field goals all of last season, and already has 38 two-point field goals this year... Shooting 57.4 percent inside the arc... SDSU has outscored opponents by 75 points when he is on the floor and has been outscored by 49 points when he is not in the game... Has 59 career treys... 39 pts. and 21 rebs. in last four games.
42	Marcus Slaughter <i>Forward, 6-8, 223, So.-1L</i> <i>Riverside, Calif. (J.W. North High)</i>	PPG 18.3 RPG 8.9 APG 1.3 FG 45.7 3FG 25.0 FT 68.0 MWC 17.3 Career Highs: Points: 28 vs. UCSB (11-19-04) Rebounds: 15 vs. UNLV (2-17-04) Assists: 4 at St. Mary's (1-7-04)	Started 33 consecutive games, the longest active streak on the team... 50th in the nation in rebounding... 4th leading scorer in the MWC and 2nd in league in rebounding... Scored in double figures in 16 straight games for the first time in his career after failing to score 10+ points in three straight prior to this streak... Has six double-doubles this season and eight in his career.
50	Mohamed Camara <i>Center, 6-10, 265, Jr.-TR</i> <i>Conakry, Guinea (Moore (Ky.) High/Riverside College)</i>	PPG 2.7 RPG 4.9 APG 0.4 FG 38.3 3FG 00.0 FT 38.9 MWC 0.7 Career Highs: Points: 7 vs. UCSD (11-27-04) Rebounds: 13 vs. Providence (12-31-04) Assists: 2 - two times	Continues to get more comfortable with the offense... A wide body center with good strength... Has 43 points and 78 rebounds this season... Averages 9.3 rebounds per 40 minutes of action... Speaks six languages and grew up playing soccer in Guinea... Played 20 or more minutes eight times including six of the last 11 games.

Coach Steve Fisher

Assistant Head Coach: Brian Dutcher

Assistant Coaches: Gregg Gottlieb, Mark Hughes

- 14th full season overall: 262-169
- 6th season at SDSU: 78-87
- 1989 NCAA Championship
- Appeared in national championship game three times ('89, '92, '93)
- 8 NCAA Tournament Appearances

- 4th in Active NCAA Tournament winning percentage (behind only Krzyzewski, Pittino and Izzo)
- One of 10 active coaches to win an NCAA national championship (Boheim, Calhoun, Fisher, Izzo, Knight, Krzyzewski, Olson, Pitino, T. Smith, G. Williams)

SDSU Broadcast Roster



0
TOMMY JOHNSON

Guard
6-3, 186, Senior-3L
Los Angeles, Calif.
Crenshaw High

PPG: 1.1 RPG: 1.0 APG: 0.6
FG%: 50.0 3FG: 00.0 FT%: 25.0



1
BRANDON HEATH

Guard
6-3, 183, Sophomore-1L
Los Angeles, Calif.
Westchester High

PPG: 18.9 RPG: 3.4 APG: 3.9
FG%: 43.7 3FG: 34.5 FT%: 81.1



3
CHRIS WALTON

Forward
6-10, 230, Junior-2L
San Diego, Calif.
Univ. of San Diego High

PPG: 5.6 RPG: 3.3 APG: 1.6
FG%: 44.4 3FG: 23.5 FT%: 60.0



5
TRAVIS HANOUR

Guard
6-8, 216, Senior-1L
Laguna Beach, Calif.
Laguna Beach High/
Univ. of Arizona


PPG: 1.0 RPG: 1.0 APG: 0.7
FG%: 25.0 3FG: 33.3 FT%: 0.0



11
TYLER SMITH

Guard
6-2, 208, Freshman-HS
San Clemente, Calif.
Santa Margarita Catholic
High


PPG: 1.7 RPG: 1.9 APG: 1.6
FG%: 32.0 3FG: 41.2 FT%: 37.5



15
JOHN SHARPER

Guard
6-0, 195, Junior-2L
Oakland, Calif.
St. Mary's High

PPG: 6.4 RPG: 1.4 APG: 1.5
FG%: 37.4 3FG: 35.8 FT%: 91.7



20
TRIMAINE DAVIS

Forward
6-8, 233, Junior-2L
West Pittsburg, Calif.
Pittsburg High

PPG: 3.8 RPG: 1.6 APG: 0.1
FG%: 53.2 3FG: 0.0 FT%: 45.5



21
MATT THOMAS

Guard
6-3, 191, Freshman-HS
Riverside, Calif.
Martin Luther King High

PPG: 4.6 RPG: 2.3 APG: 1.4
FG%: 31.0 3FG: 16.7 FT%: 70.0



31
JARED INES

Forward
6-7, 234, Senior-Squad
Modesto, Calif.
Ceres High/
Ohlone College

PPG: 1.6 RPG: 0.0 APG: 0.0
FG%: 100.0 3FG: 0.0 FT%: 33.9



33
CHRIS MANKER

Center
7-0, 225, Junior-1L
West Des Moines, Iowa
Laguna Beach (Calif.) High/
Oregon State Univ.

PPG: 9.3 RPG: 3.6 APG: 1.4
FG%: 46.2 3FG: 32.7 FT%: 81.5



42
MARCUS SLAUGHTER

Forward
6-8, 223, Sophomore-1L
Riverside, Calif.
J.W. North High

PPG: 18.3 RPG: 8.9 APG: 1.3
FG%: 45.7 3FG: 25.0 FT%: 68.0



50
MOHAMED CAMARA

Center
6-10, 265, Junior-TR
Conakry, Guinea
Moore (Ky.) High/
Riverside College

PPG: 2.7 RPG: 4.9 APG: 0.44
FG%: 38.3 3FG: 0.0 FT%: 38.9



Head Coach
STEVE FISHER

- 14th full season as head coach • 262-169
- 6th year at San Diego State • 78-87
- 1989 NCAA champion
- 3 NCAA Championship game appearances
- 8 NCAA Tournament appearances
- Among active coaches he ranks: 4th in NCAA Tournament winning percentage (20-7, 71.4 percent), 5th in NBA Draft Picks (14) and 6th in NCAA Final Four Appearances (3)

San Diego State Coaches and Staff

Brian Dutcher, assistant head coach
Gregg Gottlieb, assistant coach
Mark Hughes, assistant coach
Mark Fisher, director of basketball operations
Matt Soria, director of player development
Mark Haines, athletic trainer

SAN DIEGO STATE ROSTER

2004-05 Alphabetical Roster

No.	Name	Pos.	Ht.	Wt.	Yr.	Exp.	Most Recent Div. I Season			Hometown (High School/Previous School)
							PPG	RPG	APG	
50	Mohamed Camara	C	6-10	265	Jr.	JC	---	---	---	Conakry, Guinea (Moore (Ky.) High/Riverside (Calif.) College)
20	Trimaine Davis	F	6-8	233	Jr.	2L	1.5	1.0	0.1	West Pittsburg, Calif. (Pittsburg High)
5	Travis Hanour	G	6-6	202	Sr.	1L	3.1	3.1	1.0	Laguna Beach, Calif. (Laguna Beach High/Univ. of Arizona)
1	Brandon Heath	G	6-3	183	So.	1L	13.8	2.7	1.8	Los Angeles, Calif. (Westchester High)
31	Jared Ines *	F	6-7	234	Sr.	SQ	0.0	0.0	0.0	Modesto, Calif. (Ceres High/Ohlone College)
0	Tommy Johnson	G	6-3	186	Sr.	3L	4.0	1.9	1.0	Los Angeles, Calif. (Crenshaw High)
30	Chris Lamb	F	6-9	205	Fr.	HS	---	---	---	Louisville, Colo. (Monarch High)
33	Chris Manker	C	7-0	225	Sr.	2L	3.4	2.3	0.3	West Des Moines, Iowa (Laguna Beach (Calif.) High/Oregon State Univ.)
24	Tim McGrath	F	6-5	182	Fr.	HS	---	---	---	Santa Monica, Calif. (Santa Monica High)
15	John Sharper	G	6-0	195	Jr.	2L	4.1	0.9	0.9	Oakland, Calif. (St. Mary's High)
42	Marcus Slaughter	F	6-8	223	So.	1L	7.9	6.8	0.7	Riverside, Calif. (J.W. North High)
11	Tyler Smith *	G	6-2	208	Fr.	HS	---	---	---	San Clemente, Calif. (Santa Margarita Catholic High)
21	Matt Thomas	G	6-3	191	Fr.	HS	---	---	---	Riverside, Calif. (Martin Luther King High)
3	Chris Walton	F	6-8	234	Sr.	3L	8.7	4.9	2.3	San Diego, Calif. (Univ. of San Diego High)

2004-05 Numerical Roster

No.	Name	Pos.	Ht.	Wt.	Yr.	Exp.	Most Recent Div. I Season			Hometown (High School/Previous School)
							PPG	RPG	APG	
0	Tommy Johnson	G	6-3	186	Sr.	3L	4.0	1.9	1.0	Los Angeles, Calif. (Crenshaw High)
1	Brandon Heath	G	6-3	183	So.	1L	13.8	2.7	1.8	Los Angeles, Calif. (Westchester High)
3	Chris Walton	F	6-8	234	Sr.	3L	8.7	4.9	2.3	San Diego, Calif. (Univ. of San Diego High)
5	Travis Hanour	G	6-6	202	Sr.	1L	3.1	3.1	1.0	Laguna Beach, Calif. (Laguna Beach High/Univ. of Arizona)
11	Tyler Smith *	G	6-2	208	Fr.	HS	---	---	---	San Clemente, Calif. (Santa Margarita Catholic High)
15	John Sharper	G	6-0	195	Jr.	2L	4.1	0.9	0.9	Oakland, Calif. (St. Mary's High)
20	Trimaine Davis	F	6-8	233	Jr.	2L	1.5	1.0	0.1	West Pittsburg, Calif. (Pittsburg High)
21	Matt Thomas	G	6-3	191	Fr.	HS	---	---	---	Riverside, Calif. (Martin Luther King High)
24	Tim McGrath	F	6-5	182	Fr.	HS	---	---	---	Santa Monica, Calif. (Santa Monica High)
30	Chris Lamb	F	6-9	205	Fr.	HS	---	---	---	Louisville, Colo. (Monarch High)
31	Jared Ines *	F	6-7	234	Sr.	SQ	0.0	0.0	0.0	Modesto, Calif. (Ceres High/Ohlone College)
33	Chris Manker	C	7-0	225	Sr.	2L	3.4	2.3	0.3	West Des Moines, Iowa (Laguna Beach (Calif.) High/Oregon State Univ.)
42	Marcus Slaughter	F	6-8	223	So.	1L	7.9	6.8	0.7	Riverside, Calif. (J.W. North High)
50	Mohamed Camara	C	6-10	265	Jr.	JC	---	---	---	Conakry, Guinea (Moore (Ky.) High/Riverside (Calif.) College)

Head Coach:	Steve Fisher (Illinois State, 1967)
Assistant Head Coach:	Brian Dutcher (Minnesota, 1982)
Assistant Coaches:	Gregg Gottlieb (UCLA, 1995), Mark Hughes (Michigan, 1989)
Director of Operations:	Mark Fisher (Michigan, 2001)
Dir. of Player Development:	Matt Soria (San Diego State, 2001)
Athletic Trainer:	Mark Haines (Metropolitan State College, 1987)

Year refers to basketball eligibility for the 2004-05 season. * - Indicates walk-on.



Steve Fisher

14th-Full Season • 6th Season at SDSU • Illinois State, 1967

One of the nation's most distinguished coaches, Steve Fisher has guided San Diego State's transformation from a college basketball afterthought to one of the most visible programs in the country.

In five short seasons, Steve Fisher has changed the outlook, fortunes and expectations of San Diego State basketball. The Aztecs have been transformed from the ugly duckling that muddled through the first-ever Mountain West Conference campaign with an 0-14 record into a program that has produced three .500 or better campaigns in the last four seasons, advanced to postseason play twice in the last three years, claimed a conference championship and the first Division I postseason victory in school history.

It is a school that now regularly goes toe-to-toe with the west's best basketball programs on the court and in the recruiting wars. It may be the new program on the block but seniority rarely matters in the changing world of college athletics.

When Fisher arrived on the scene, he found a basketball program that wasn't good enough to be called average. The Aztecs had suffered through 13 losing seasons in 14 years. Members of the school's last NCAA team were in the early stages of middle age. The expectations were in place all right. The Aztecs were expected and expecting to lose. The year before his arrival San Diego State won just four games.

The hiring only dates back to March of 1999, so referring to the "Steve Fisher Era" at San Diego State might be considered a bit premature. But with the Aztec banner now flying over the Mountain West Conference, there is little doubt that San Diego State basketball has reached a new level.

On March 26, 1999, San Diego State announced its arrival on the basketball scene in the form of a news conference to introduce its new coach, Steve Fisher. Fresh from a stint with the Sacramento Kings and with three appearances in the Final Four and a national championship in his pocket, he rolled up his sleeves and went to work. And work was needed. It looked to be a daunting challenge and yet the man with one of the highest winning percentages in NCAA Tournament history had no reservations.

No head-coaching career, at any level, started quicker than that of Steve Fisher. Six games into his head-coaching career he was undefeated and sporting a national championship ring. And the success

didn't stop with the national title.

Fisher's eight-plus seasons at the University of Michigan produced a 184-82 (.692) record, nine postseason tournament berths and three trips to the NCAA championship game, including the magical run to the 1989 national title.

Under Fisher, the Wolverines also claimed an NIT championship, won at least 20 games four times and finished among the top three in the powerful Big Ten Conference five times. In 1995, Michigan set a league record by holding opponents to just 39.4 percent shooting from the floor.

Fisher and Company raised the bar even higher in the postseason. His seven NCAA Tournament teams at Michigan combined for a 20-6 record, ranking him fourth among active coaches and ninth in NCAA history with a winning percentage of .769 in the national bracket. Only 13 coaches have taken more teams to the Final Four, including just five that are still active. He is one of three coaches to take three squads to the Final Four in the first five years of a head-coaching career, and one of just six coaches to lead a team to the championship of the NIT as well as the NCAA.

His accomplishments may be even greater at San Diego State. In 2001-02 he led the Aztecs to the postseason for the first time since 1985 and for just the fourth time ever. The 21 wins were second most for the school as a Division I program and the most since 1985. The fact that those numbers came after just three seasons signifies what is one of the great recent turnarounds in college basketball.

He followed that up with a third consecutive season with a .500 or better record in 2002-03 and led San Diego State back to the postseason for the second consecutive season for only the second time in the school's Division I history. In addition, SDSU claimed its first Division I postseason victory with a win in the NIT.

The Aztecs survived the loss of four starters and arguably the most difficult schedule in school history to post a 14-16 record in 2003-04. Highlights during the campaign included a third-place finish at the EA Sports Maui Invitational and home victories over Brigham Young and Utah.

The future looks even brighter. The Aztecs return three starters to go along with another nationally-ranked recruiting class have SDSU fans looking forward to the 2004-05 campaign.

Record Breakdown

	Career
Home	149-54
Away	64-95
Neutral	49-20

By Month	
November	26-14
December	80-32
January	58-49
February	49-43
March	45-29
April	4-2

Games Decided By/In	
1-Point Games	13-7
2 Points	15-10
3 Points or Less	69-47
Overtime	19-15

► Steve Fisher Year-By-Year

Year	School	W	L	Pct.	Conference			Postseason/Honors
					W	L	Pct.	
1989	Michigan	6	0	1.000	-	-	-	NCAA Champions
1989-90	Michigan	23	8	.742	12	6	.667	NCAA Second Round
1990-91	Michigan	14	15	.483	7	11	.389	NIT First Round
1991-92	Michigan	25	9	.735	11	7	.611	NCAA Runner-Up, <i>Basketball Times</i> Coach of the Year
1992-93	Michigan	31	5	.861	15	3	.833	NCAA Runner-Up
1993-94	Michigan	24	8	.750	13	5	.722	NCAA Regional Finalist
1994-95	Michigan	17	14	.548	11	7	.611	NCAA First Round
1995-96	Michigan	20	12	.625	10	8	.556	NCAA First Round
1996-97	Michigan	24	11	.686	9	9	.500	NIT Champions
Eight Full Seasons at UM		184	82	.692	88	56	.611	7 NCAA Tournaments, 9 Postseason Appearances
Year	School	W	L	Pct.	W	L	Pct.	Postseason/Honors
1999-00	San Diego State	5	23	.179	0	14	.000	
2000-01	San Diego State	14	14	.500	4	10	.286	8th-most improved team in the country (Sagarin Ratings)
2001-02	San Diego State	21	12	.636	7	7	.500	NCAA First Round; Aztecs' first NCAA trip since 1985
2002-03	San Diego State	16	14	.532	6	8	.429	NIT Second Round; Aztecs reach postseason in consecutive yrs
2003-04	San Diego State	14	16	.463	5	9	.357	Two players that earned all-league honors return in 04-05
2004-05	San Diego State	8	8	.500	2	1	.666	
Six Seasons at SDSU		78	87	.475	23	49	.319	Consecutive Postseason Appearances
14th-Full Season Career		262	169	.608	111	105	.514	8 NCAA Tournaments, 11 Postseason Appearances

Season/Career Highs

Points
 Season 7 vs. CSUF, 12-21-04
 Career 18 vs. Troy State, 11-30-03

Rebounds
 Season 6 vs. CSUF, 12-21-04
 Career 7 vs. IPFW, 12-30-02

Assists
 Season 3 vs. CSUF, 12-21-04
 Career 5 at Cal Poly, 11-30-02

Field Goals
 Season 3 vs. CSUF, 12-21-04
 Career 7 vs. Troy State, 11-30-03

Field Goals Attempted
 Season 4 vs. CSUF, 12-21-04
 Career 12 vs. Dayton, 11-25-03

Three-Point Field Goals
 Season
 Career 3 at UNLV, 3-13-03

Three-Point FG Attempted
 Season 1 - Three times
 Career 6 vs. Dayton, 11-25-03
 6 vs. UCSD, 12-2-02
 6 at Portland, 11-27-02

Free Throws
 Season 1 vs. CSUF, 12-21-04
 Career 3 - seven times

Free Throws Attempted
 Season 2 vs. CSUF, 12-21-04
 2 vs. Saint Mary's, 12-14-04
 Career 5 vs. Dayton, 11-25-03


Steals
 Season 2 at Washington, 12-7-04
 Career 4 vs. Troy State, 11-30-03

Blocked Shots
 Season 1 at Washington, 12-7-04
 1 vs. Monmouth, 11-22-04
 Career 2 vs. UCSB, 3-19-03
 2 at Texas Tech, 12-13-03

Minutes Played
 Season 24 vs. CSUF, 12-21-04
 Career 33 vs. Troy State, 11-30-03

0 • Tommy Johnson

Guard • 6-3 • 186 • Senior • Los Angeles, Calif. (Crenshaw High)



Played in 14 of 16 games this season... Played in the first 12 games of the season and had a string of 35 consecutive games played broken when he did not see action against South Dakota State (1-5-05)... Previous did not play came against UC San Diego on Dec. 6, 2003... Started two games this season (vs. Cal State Fullerton (12-21-04) and at Iowa State (12-28-04)) and has 20 career starts... Earned his first start of this season against Cal State Fullerton (12-21-04) and responded with a season-high in points (seven), rebounds (six) and assists (three) in 24 minutes of action... Against 16th-ranked Washington (12-7-04), he recorded two steals, a block and an assist, marking the first time he has posted a number in all three categories since Dec. 20, 2003, against Eastern Washington (three points, one rebound, two assists, two steals and one blocked shot)... Played 10 or more minutes in a game six times this season... 91 career games are the second most among active players, trailing only Chris Walton (96)... Has seven career double-figure scoring games... Never fouled out in 90 career games.

2004-05 Game-By-Game Statistics

Date	Opponent	S	MP	FG-FGA	3FG-FGA	FT-FTA	REB	PF	A	TO	BK	S	TP
N.19	UC Santa Barbara		15	0-2	0-1	0-0	1	1	2	1	0	0	0
N.22	Monmouth		12	1-1	0-0	0-0	1	0	0	1	1	0	2
N.27	UC San Diego		7	0-0	0-0	0-0	0	1	0	1	0	1	0
D.1	San Diego		4	0-0	0-0	0-0	1	0	0	0	0	0	0
D.4	at UC Santa Barbara		7	0-0	0-0	0-0	0	0	0	0	0	0	0
D.7	at Washington		12	1-3	0-1	0-0	1	1	1	3	1	2	2
D.11	California		1	0-0	0-0	0-0	0	0	0	0	0	0	0
D.14	Saint Mary's		9	0-0	0-0	0-2	0	2	1	1	0	0	0
D.18	at Loyola Marymount		10	0-0	0-0	0-0	1	2	0	2	0	0	0
D.21	Cal State Fullerton	S	24	3-4	0-1	1-2	6	0	3	1	0	0	7
D.28	at Iowa State	S	6	1-2	0-0	0-0	1	1	0	0	0	0	2
D.31	Providence		3	1-1	0-0	0-0	0	1	0	0	0	0	2
J.3	South Dakota State		DNP - Coach's Decision										
J.8	at Brigham Young*		10	0-1	0-0	0-0	1	1	1	0	0	0	0
J.15	at UNLV*		DNP - Coach's Decision										
J.22	Wyoming*		3	0-0	0-0	0-0	1	0	0	2	0	0	0
J.24	Colorado State*												
J.29	at Air Force*												
J.31	at New Mexico*												
F.5	Utah*												
F.7	Brigham Young*												
F.12	UNLV*												
F.19	at Colorado State*												
F.21	at Wyoming*												
F.26	New Mexico*												
F.28	Air Force*												
M.5	at Utah*												
M.10-12	at Mountain West Conference Championships												

► Johnson Career Statistics


Year	G-GS	Min.-Avg.	FG-FGA	Pct.	3P-3PA	Pct.	FT-FTA	Pct.	OR	DR	Reb	Avg.	PF-D	AT	TO	BS	ST	Pts.	Avg.
01-02	20-0	120-6.0	12-33	.364	6-18	.333	1-4	.250	5	13	18	0.9	21-0	7	4	4	4	31	1.5
02-03	28-7	474-16.9	56-141	.397	23-66	.348	21-29	.724	19	53	72	2.6	52-0	49	45	3	20	156	5.6
03-04	29-11	510-17.6	41-113	.363	10-38	.263	23-33	.697	14	41	55	1.9	57-0	29	26	6	22	115	4.0
04-05	14-2	123-8.8	7-14	.500	0-3	.000	1-4	.250	5	9	14	1.0	10-0	8	12	2	3	15	1.1
Totals	91-20	1227-13.5	116-301	.385	39-125	.312	46-70	.657	43	116	159	1.7	140-0	93	87	15	49	317	3.5

Season/Career Highs

Points
Season 37 at UNLV, 1-15-05
Career 37 at UNLV, 1-15-05
Rebounds
Season 9 vs. Monmouth, 11-22-04
Career 9 vs. Monmouth, 11-22-04
Assists
Season 9 vs. UCSD, 11-27-04
Career 9 vs. UCSD, 11-27-04
Field Goals
Season 12 vs. Wyoming, 1-22-05
12 at UNLV, 1-15-05
Career 12 vs. Wyoming, 1-22-05
12 at UNLV, 1-15-05
Field Goals Attempted
Season 22 vs UCSB, 11-19-04
Career 22 vs UCSB, 11-19-04
Three-Point Field Goals
Season 4 vs. Wyoming, 1-22-05
4 at UCSB, 12-4-04
Career 5 vs. Ohio State, 11-24-03
Three-Point Field Goals Attempted
Season 10 vs. UCSB, 11-19-04
Career 10 - four Times
Free Throws
Season 12 at UNLV, 1-15-05
Career 12 at UNLV, 1-15-05
Free Throws Attempted
Season 12 at UNLV, 1-15-05
Career 12 at UNLV, 1-15-05
12 vs. Ohio St., 11-24-03
Steals
Season 5 vs. UCSD, 11-27-04
Career 5 vs. UCSD, 11-27-04
Blocked Shots
Season 1 vs. UCSB, 11-19-04
Career 1 vs. UCSB, 11-19-04
Minutes Played
Season 42 vs. Wyoming, 1-22-05
Career 43 at CSU, 1-24-04

1 • Brandon Heath

Guard • 6-3 • 183 • Sophomore • Los Angeles, Calif. (Westchester High)



MWC Rankings (as of 1/24): 2nd in steals, 3rd in scoring, 3rd in assists, 4th in minutes played, 6th in three-point field goals, 6th in assist/turnover ratio, 8th in free throw percentage, 15th in three-point field goal percentage



Player of the Week
Nov. 29 - Dec. 5
Jan. 10 - Jan. 16

Enjoying a tremendous sophomore campaign... Ranks among the Mountain West Conference leaders in eight categories and is ranked among the top eight in seven categories... Earned his second MWC Player of the Week honors this season for his 37 point, 5 assist effort in the Jan. 15th road win at UNLV... Scored in double figures in 13 consecutive games and 15 times in 16 games this season... Had a career-high string of 14 straight games with a three-point field goal broken at Brigham Young (1-8-05)... Has two or more treys in eight of 16 games this season...Has 12 steals in the last five games... Already beginning to show up on the SDSU career charts: 8th in three-point field goals, 8th in three-point field goals attempted... Already has 716 career points and a scoring average of 15.6 which ranks 9th all-time in school history... Already posted career highs this season in points (37), field goals made (12), free throws (12-12), rebounds (nine), assists (nine), field goals attempted (22), steals (five) and blocked shots (one)... Made 60-of-74 free throws this season, has had streaks of 13, 11 and 10 consecutive makes this season... Scored in double figures in 16 straight games against Division I opponents... Led the team in assists nine times this season (11 in his career), eight times in scoring (17 times in his career) and once in rebounding (once in his career)... Has 16 career 20+ scoring games, including seven this season...Set new career bests with 37 points on 12-18 shooting and 12-12 from the free throw line in the Jan. 15th win at UNLV...Had an equally impressive outing at home against Wyoming with 29 points, 3 assists and 3 steals.

Trends: San Diego State is 3-1 this season and 8-2 in his career when Heath shoots 50 percent or better from the field... The Aztecs are 4-1 this season and 10-3 in his career when he posts an efficiency rating of +16 or better... SDSU is 5-2 this season when he has more assists than turnovers... Aztecs are 6-0 this season when he posts five assists or more in a game

2004-05 Game-By-Game Statistics

Date	Opponent	S	MP	FG-FGA	3FG-FGA	FT-FTA	REB	PF	A	TO	BK	S	TP
N.19	UC Santa Barbara	S	41	7-22	3-10	0-0	4	2	3	4	1	2	17
N.22	Monmouth	S	32	3-13	2-5	8-8	9	2	2	6	0	3	16
N.27	UC San Diego	S	26	2-6	1-5	0-0	1	1	9	3	0	5	5
D.1	San Diego	S	34	8-15	3-5	7-8	3	2	5	4	0	1	26
D.4	at UC Santa Barbara	S	28	8-10	4-6	0-0	2	1	7	2	0	2	20
D.7	at Washington	S	27	7-16	1-2	3-4	4	4	1	5	0	1	18
D.11	California	S	32	4-9	2-5	4-4	3	0	2	5	0	2	14
D.14	Saint Mary's	S	38	5-13	1-3	9-10	1	5	1	3	0	4	20
D.18	at Loyola Marymount	S	29	3-14	1-6	5-7	6	4	4	2	0	0	12
D.21	Cal State Fullerton	S	32	6-15	1-5	4-6	4	2	6	4	0	2	17
D.28	at Iowa State	S	39	9-19	2-8	0-0	3	1	2	3	1	1	20
D.31	Providence	S	38	9-20	2-4	6-6	7	0	3	2	0	1	26
J.3	South Dakota State	S	31	7-16	1-6	0-0	4	1	7	3	0	4	15
J.8	at Brigham Young*	S	32	5-16	0-3	1-3	2	0	2	5	0	2	11
J.15	at UNLV*	S	39	12-18	1-3	12-12	1	2	5	6	0	2	37
J.22	Wyoming*	S	42	12-23	4-8	1-6	1	2	3	5	0	3	29
J.24	Colorado State*												
J.29	at Air Force*												
J.31	at New Mexico*												
F.5	Utah*												
F.7	Brigham Young*												
F.12	UNLV*												
F.19	at Colorado State*												
F.21	at Wyoming*												
F.26	New Mexico*												
F.28	Air Force*												
M.5	at Utah*												
M.10-12	at Mountain West Conference Championships												

► Heath Career Statistics


Year	G-GS	Min.-Avg.	FG-FGA	Pct.	3P-3PA	Pct.	FT-FTA	Pct.	OR	DR	Reb	Avg.	PF-D	AT	TO	BS	ST	Pts Avg.
03-04	30-26	897-29.9	144-368	.391	48-160	.300	77-110	.700	23	57	80	2.7	58-0	53	66	0	41	413 13.8
04-05	16-15	540-33.8	107-245	.437	29-84	.345	60-74	.811	12	43	55	3.4	29-1	62	62	2	35	303 18.9
Totals	46-41	1437-31.2	251-613	.409	77-244	.316	137-184	.745	35	100	135	2.9	87-1	115	128	2	76	716 15.6

Season/Career Highs

Points	
Season	12 at BYU, 1-8-05
Career	17 at BYU, 2-9-04
Rebounds	
Season	6 at BYU, 1-8-05
Career	10 at UCSD, 12-6-03 10 vs. IPFW, 1-2-02
Assists	
Season	3 vs. Providence, 12-31-04
Career	6 vs. Portland, 12-31-03
Field Goals	
Season	6 at BYU, 1-8-05
Career	6 at BYU, 1-8-05 6 at BYU, 2-9-04 6 at Utah, 2-7-04 6 vs. IPFW, 1-2-02
Field Goals Attempted	
Season	8 at UNLV, 1-15-05 8 at BYU, 1-8-05
Career	13 vs. BYU, 1-12-04 13 vs. Dayton, 11-25-03
Three-Point Field Goals	
Season	2 at Iowa State, 12-28-04
Career	3 at Utah, 2-7-04
Three-Point Field Goals Attempted	
Season	6 at Iowa State, 12-28-04
Career	6 at Iowa State, 12-28-04
Free Throws	
Season	2 at UNLV, 1-15-05
Career	4 - four times
Free Throws Attempted	
Season	3 at UNLV, 1-15-05
Career	8 vs. UCSD, 12-6-03
Steals	
Season	2 vs. Wyoming, 1-22-05
Career	3 - six times
Blocked Shots	
Season	1 vs. Wyoming, 1-22-05 1 at BYU, 1-8-05 1 vs. South Dakota St., 1-3-05 1 vs. Providence, 12-31-04
Career	4 vs. New Mexico, 2-28-02
Minutes Played	
Season	34 vs. Wyoming, 1-22-05 34 at UNLV, 1-15-05
Career	40 at CSU, 1-24-04

3 • Chris Walton

Forward • 6-8 • 234 • Senior • San Diego, Calif. (Univ. of San Diego High)



Played in six consecutive games after missing nine straight games with a hip flexor and groin strain... Was questionable for the game at Brigham Young (1-8-05) having missed the four previous practices due to his injury, but ended up playing his best game to date... Had 12 points on 6-of-8 shooting, added six rebounds and won the game as he hit a fadeaway seven-footer at the buzzer to defeat the Cougars... In his first game back he played 23 minutes, scored six points and added four rebounds at Iowa State (12-28-04)... Practiced for the first time since Nov. 20th on Monday, Dec. 20th, and practiced the final three times before breaking for the holidays... When he missed the Nov. 22 game against Monmouth, it snapped Walton's streak of 31 consecutive games played and his team-high 18 consecutive games started... The UC Santa Barbara game (11-19-04) marked just the second time in his last 31 games that he was held scoreless... Ranks among the school's career leaders in games played (15th), minutes played (16th), blocked shots (19th) and assists (26th)... Walton has played in 52 Aztec victories, that is the highest total among active players and the 11th highest all-time since the statistic has been kept beginning with the 1975-76 season... Organized his third annual drive to benefit AIDS patients in the San Diego area in conjunction with the San Diego SLAM (12-11-04).

Trends: San Diego State has won eight straight games and was 5-0 last season when Walton attempted at least four free throws.

2004-05 Game-By-Game Statistics

Date	Opponent	S	MP	FG-FGA	3FG-FGA	FT-FTA	REB	PF	A	TO	BK	S	TP
N.19	UC Santa Barbara	S	29	0-4	0-1	0-0	1	4	1	4	0	0	0
N.22	Monmouth			DNP - Injured									
N.27	UC San Diego			DNP - Injured									
D.1	San Diego			DNP - Injured									
D.4	at UC Santa Barbara			DNP - Injured									
D.7	at Washington			DNP - Injured									
D.11	California			DNP - Injured									
D.14	Saint Mary's			DNP - Injured									
D.18	at Loyola Marymount			DNP - Injured									
D.21	Cal State Fullerton			DNP - Injured									
D.28	at Iowa State		23	2-7	2-6	0-0	4	3	0	2	0	1	6
D.31	Providence	S	33	0-2	0-2	1-2	2	4	3	4	1	1	1
J.3	South Dakota State	S	25	1-1	1-1	0-0	4	4	2	3	1	0	3
J.8	at Brigham Young*		30	6-8	0-2	0-0	6	1	1	1	1	0	12
J.15	at UNLV*		34	4-8	1-3	2-3	4	3	2	2	0	0	11
J.22	Wyoming*	S	34	3-6	0-2	0-0	2	4	2	1	1	2	6
J.24	Colorado State*												
J.29	at Air Force*												
J.31	at New Mexico*												
F.5	Utah*												
F.7	Brigham Young*												
F.12	UNLV*												
F.19	at Colorado State*												
F.21	at Wyoming*												
F.26	New Mexico*												
F.28	Air Force*												
M.5	at Utah*												
M.10-12	at Mountain West Conference Championships												

► Walton Career Statistics

Year	G-GS	Min.-Avg.	FG-FGA	Pct.	3P-3PA	Pct.	FT-FTA	Pct.	OR	DR	Reb	Avg.	PF-D	AT	TO	BS	ST	Pts. Avg.	
00-01	28-0	443-15.8	34-72	.472	1-9	.111	23-33	.697	20	51	71	2.5	54-0	35	47	4	8	92	3.3
01-02	33-3	456-13.8	38-91	.418	0-6	.000	16-27	.593	33	69	102	3.1	69-2	31	22	13	17	92	2.8
03-04	30-29	895-29.8	101-245	.412	23-66	.348	37-58	.638	39	109	148	4.9	91-3	69	66	13	33	262	8.7
04-05	7-4	208-29.7	16-36	.444	4-17	.235	3-5	.600	10	13	23	3.3	23-0	11	17	4	4	39	5.6
Totals	98-36	1996-20.4	189-444	.426	28-98	.286	79-123	.642	102	242	344	3.5	237-5	146	152	34	62	485	4.9

Season/Career Highs

Points
 Season 3 vs. Saint Mary's, 12-14-04
 Career 11 vs. FAU, 12-28-02
 11 at Oregon State, 2-2-01

Rebounds
 Season 3 vs. California, 12-11-04
 Career 7 vs. Utah, 1-18-03

Assists
 Season 1 vs. California, 12-11-04
 1 at UCSB, 12-4-04
 Career 3 vs. Wash. State, 2-10-01

Field Goals
 Season 1 vs. Saint Mary's, 12-14-04
 Career 4 vs. FAU, 12-28-02
 4 at Oregon State, 2-2-01

Field Goals Attempted
 Season 3 vs. California, 12-11-04
 Career 11 vs. Colorado St., 2-1-03

Three-Point Field Goals
 Season 1 vs. Saint Mary's, 12-14-04
 Career 3 at Oregon State, 2-2-01

Three-Point Field Goals Attempted
 Season 2 vs. California, 12-11-04
 Career 7 vs. Colorado St., 2-1-03

Free Throws
 Season
 Career 4 vs. Saint Mary's, 12-2-00

Free Throws Attempted
 Season
 Career 4 vs. Hawai'i, 12-14-02
 4 vs. Saint Mary's, 12-2-00

Steals
 Season 2 vs. California, 12-11-04
 Career 2 vs. California, 12-11-04
 2 vs. Texas Tech, 1-6-03

Blocked Shots
 Season 1 vs. California, 12-11-04
 Career 2 vs. Chaminade, 11-20-00

Minutes Played
 Season 15 vs. California, 12-11-04
 Career 35 vs. Utah, 1-18-03

5 • Travis Hanour

Guard • 6-6 • 202 • Senior • Laguna Beach, Calif.
 (Laguna Beach High/Univ. of Arizona)



Has overcome chronic tendinitis and endured two knee surgeries to come back and contribute this season... Seen action in three games and played in consecutive games (vs. California on 12-11-04 and vs. Saint Mary's on 12-14-04)... Played three minutes in the Dec. 4th game at UC Santa Barbara to mark his first regular-season action since March 1, 2003... Missed 39 straight SDSU games due to injury... Played 15 minutes against California (12-11-04) to mark his most minutes since playing 26 vs. Colorado State on Feb. 1, 1003... The Aztecs played 43 games since he last scored (two points vs. New Mexico, Feb. 24, 2003) prior to hitting a three-point field goal against Saint Mary's (12-14-04)... Has contributed with three points, two assists, two steals and a blocked shot in 22 minutes of action this season... Current practice plan has him on the court every other day in an attempt to help his knees.

2004-05 Game-By-Game Statistics

Date	Opponent	S	MP	FG-FGA	3FG-FGA	FT-FTA	REB	PF	A	TO	BK	S	TP
N.19	UC Santa Barbara			DNP - Injured									
N.22	Monmouth			DNP - Injured									
N.27	UC San Diego			DNP - Injured									
D.1	San Diego			DNP - Injured									
D.4	at UC Santa Barbara	3		0-0	0-0	0-0	0	1	1	0	0	0	0
D.7	at Washington			DNP - Injured									
D.11	California		15	0-3	0-2	0-0	3	2	1	1	1	2	0
D.14	Saint Mary's		4	1-1	1-1	0-0	0	0	0	2	0	0	3
D.18	at Loyola Marymount			DNP - Coach's Decision									
D.21	Cal State Fullerton			DNP - Coach's Decision									
D.28	at Iowa State			DNP - Coach's Decision									
D.31	Providence			DNP - Coach's Decision									
J.3	South Dakota State			DNP - Coach's Decision									
J.8	at Brigham Young*			DNP - Coach's Decision									
J.15	at UNLV*			DNP - Coach's Decision									
J.22	Wyoming*			DNP - Coach's Decision									
J.24	Colorado State*												
J.29	at Air Force*												
J.31	at New Mexico*												
F.5	Utah*												
F.7	Brigham Young*												
F.12	UNLV*												
F.19	at Colorado State*												
F.21	at Wyoming*												
F.26	New Mexico*												
F.28	Air Force*												
M.5	at Utah*												
M.10-12	at Mountain West Conference Championships												

Hanour Career Statistics

* - At Arizona

Year	G-GS	Min.-Avg.	FG-FGA	Pct.	3P-3PA	Pct.	FT-FTA	Pct.	OR	DR	Reb	Avg.	PF-D	AT	TO	BS	ST	Pts.	Avg.
00-01*	20-0	175-8.8	19-56	.339	5-27	.185	18-20	.900	5	23	28	1.4	9-0	12	17	3	5	61	3.1
02-03	18-8	278-15.4	18-62	.290	11-38	.289	9-14	.643	14	41	55	3.1	27-0	18	17	6	4	56	3.1
03-04	Did Not Play - Injured																		
04-05	3-0	22-7.3	1-4	.250	1-3	.333	0-0	.000	0	3	3	1.0	3-0	2	3	1	2	3	1.0
Totals	41-8	475-11.6	38-122	.311	17-68	.250	27-34	.794	19	67	86	2.1	39-0	32	37	10	11	120	2.9

Season/Career Highs

Points
Career 8 vs. CSUF, 12-21-04

Rebounds
Career 8 vs. CSUF, 12-21-04

Assists
Career 6 at BYU, 1-8-05

Field Goals
Career 3 vs. CSUF, 12-21-04

Field Goals Attempted
Career 5 vs. CSUF, 12-21-04

Three-Point Field Goals
Career 2 vs. South Dakota State, 1-3-05
2 vs. CSUF, 12-21-04

Three-Point Field Goals Attempted
Career 4 vs. CSUF, 12-21-04

Free Throws
Career 1 vs. South Dakota State, 1-3-05
1 at LMU, 12-18-04
1 vs. Monmouth, 11-22-04

Free Throws Attempted
Career 4 vs. South Dakota State, 1-3-05

Steals
Career 2 vs. South Dakota State, 1-3-05

Blocked Shots
Career

Minutes Played
Career 38 vs. CSUF, 12-21-04

11 • Tyler Smith

Guard • 6-2 • 208 • Freshman • San Clemente, Calif. (Santa Margarita Catholic High)



Walk-on true freshman guard has become an important fixture for the Aztecs... Played in 15 of the 16 games this season and his 219 minutes played are the seventh highest total on the team... Started six of the last seven games and has the second highest hockey +/- rating on the team... In the 219 minutes he has been on the court, San Diego State has outscored its opponents by 37 points... In the 431 minutes he has not been on the court, the Aztecs have been outscored by 11 points... Tied for second on the team in assists with 24... Made five of his last 10 attempts from three-point range... With 24 assists and 16 turnovers, he joins Chris Manker and Matt Thomas as the only San Diego State players with more assists than turnovers... Had a team-high six assists and no turnovers in the road win at Brigham Young (1-8-05)... Has logged double-digit minutes 11 times this season... Collected career highs in points (eight), rebounds (eight), field-goals made (three), three-pointers made (two) and minutes (38) in SDSU's Dec. 21st win over Cal State Fullerton... Handed out four assists, picked up two rebounds and hit his first career three-pointer in just 18 minutes of action against UC San Diego (11-27-04)... Scored his first points as an Aztec in the win over Monmouth (11-22-04)... Has at least one assist in 10 of the 15 games he has played in.

Trends: San Diego State is 5-1 when he scores a point... The Aztecs are 4-0 when he has three or more assists... SDSU is 5-1 when he has more assists than turnovers.

2004-05 Game-By-Game Statistics

Date	Opponent	S	MP	FG-FGA	3FG-FGA	FT-FTA	REB	PF	A	TO	BK	S	TP
N.19	UC Santa Barbara		1	0-0	0-0	0-0	0	0	0	0	0	0	0
N.22	Monmouth		17	0-1	0-1	1-2	2	2	1	0	0	0	1
N.27	UC San Diego		18	1-2	1-1	0-0	2	3	4	0	0	0	3
D.1	San Diego		6	0-1	0-1	0-0	2	0	2	2	0	1	0
D.4	at UC Santa Barbara		11	1-2	1-2	0-0	0	2	0	3	0	0	3
D.7	at Washington		20	0-2	0-1	0-0	1	2	1	2	0	1	0
D.11	California		DNP - Coach's Decision										
D.14	Saint Mary's		4	0-1	0-1	0-0	0	1	1	0	0	0	0
D.18	at Loyola Marymount		18	1-2	1-1	1-2	3	1	0	0	0	1	4
D.21	Cal State Fullerton	S	38	3-5	2-4	0-0	8	2	4	3	0	0	8
D.28	at Iowa State	S	13	0-4	0-3	0-0	1	1	1	1	0	0	0
D.31	Providence	S	10	0-0	0-0	0-0	0	0	0	2	0	0	0
J.3	South Dakota State	S	24	2-5	2-2	1-4	4	1	3	1	0	2	7
J.8	at Brigham Young*	S	20	0-0	0-0	0-0	2	1	6	0	0	1	0
J.15	at UNLV*	S	8	0-0	0-0	0-0	0	1	0	1	0	0	0
J.22	Wyoming*		11	0-0	0-0	0-0	3	2	1	1	0	0	0
J.24	Colorado State*												
J.29	at Air Force*												
J.31	at New Mexico*												
F.5	Utah*												
F.7	Brigham Young*												
F.12	UNLV*												
F.19	at Colorado State*												
F.21	at Wyoming*												
F.26	New Mexico*												
F.28	Air Force*												
M.5	at Utah*												
M.10-12	at Mountain West Conference Championships												

► Smith Career Statistics

Year	G-GS	Min.-Avg.	FG-FGA	Pct.	3P-3PA	Pct.	FT-FTA	Pct.	OR	DR	Reb	Avg.	PF-D	AT	TO	BS	ST	Pts. Avg.	
04-05	15-6	219-14.6	8-25	.320	7-17	.412	3-8	.375	7	21	28	1.9	19-0	24	16	0	6	26	1.7

Season/Career Highs

Points
 Season 15 at UCSB, 12-4-04
 Career 15 at UCSB, 12-4-04

Rebounds
 Season 3 at Iowa State, 12-28-04
 3 at LMU, 12-18-04
 3 vs. California, 12-11-04
 3 vs. UCSB, 11-19-04
 Career 5 vs. UCSD, 12-2-02

Assists
 Season 4 vs. Wyoming, 1-22-05
 Career 4 vs. Wyoming, 1-22-05
 4 at Arizona, 12-22-03

Field Goals
 Season 6 at UCSB, 12-4-04
 Career 6 at UCSB, 12-4-04

Field Goals Attempted
 Season 9 at Iowa State, 12-28-04
 Career 9 at Iowa State, 12-28-04

Three-Point Field Goals
 Season 3 at UCSB, 12-4-04
 3 vs. San Diego, 12-1-04
 3 vs. UCSD, 11-27-04
 Career 3 at UCSB, 12-4-04
 3 vs. San Diego, 12-1-04
 3 vs. UCSD, 11-27-04
 3 vs. Cal Poly, 12-18-03

Three-Point Field Goals Attempted
 Season 8 vs. Wyoming, 1-22-05
 Career 8 vs. Wyoming, 1-22-05

Free Throws
 Season 4 vs. Wyoming, 1-22-05
 Career 4 vs. Wyoming, 1-22-05

Free Throws Attempted
 Season 4 vs. Wyoming, 1-22-05
 Career 4 vs. Wyoming, 1-22-05
 4 vs. EWU, 12-20-03


Steals
 Season 3 vs. Wyoming, 1-22-05
 3 at Iowa State, 12-28-04
 3 vs. CSUF, 12-21-04
 3 vs. UCSD, 11-27-04
 Career 3 - Five times

Blocked Shots
 Career none

Minutes Played
 Season 40 vs. UCSB, 11-19-04
 Career 40 vs. UCSB, 11-19-04

15 • John Sharper

Guard • 6-0 • 195 • Junior • Oakland, Calif. (St. Mary's High)



MWC Rankings (as of 1/24): 8th in steals, 11th in three-point field goals made, 15th in three-point field goal percentage

Originally a walk-on, he has developed into a staple in the Aztec rotation and one of the top three-point shooters in school history... Started the first nine games of the season and has 15 starts in his career... Played in all 16 games this season and 39 straight games dating back to last season... For his career, has connected on 68-of-174 attempts from behind the arc, for a 39.1 percent success rate... That is fourth all-time trailing Tony Ross (45.8 percent), Al Faux (41.1 percent) and Steve Sir (39.8 percent)... Ranks 10th in school history with 68 career treys despite ranking 14th in school history in attempts (174)... Has 19 career multiple trey games, including seven this season... Made at least two three-point field goals in a personal best five straight games to open the season (broken at Washington (12-7-04))... Had a three-point field goal in eight consecutive games (longest streak of his career), broken at UNLV... Connected on 24-of-67 attempts from three-point range this season (35.8 percent)... Made 11-of-19 (57.9 percent) from bonus distance during a four-game stretch earlier this season (Monmouth, UCSD, San Diego and at UCSB)... The two highest scoring games of his career came in consecutive outings against San Diego (13 points) and at UC Santa Barbara (15 points)... Scored in 17 consecutive games dating back to last season, longest scoring streak of his career (had an 11-game scoring streak during his freshman campaign)... Joins Brandon Heath, and Marcus Slaughter as the only players to score in every game this season... Has 56 turnovers in 1,202 career minutes for an average of one miscue every 21.5 minutes... Has 25 turnovers this season, although nine have come in two games - UC Santa Barbara (11-19-04) and at Washington (12-7-04)... Just three turnovers in his last five games, covering 131 minutes... Is 11-for-12 from the free-throw line this season.

Trends: San Diego State is 4-3 this season and 11-7 since the beginning of the 2003-04 season when Sharper connects on multiple three-point field goals.

2004-05 Game-By-Game Statistics

Date	Opponent	S	MP	FG-FGA	3FG-FGA	FT-FTA	REB	PF	A	TO	BK	S	TP
N.19	UC Santa Barbara	S	40	3-8	2-6	0-0	3	0	2	4	0	0	8
N.22	Monmouth	S	17	2-3	2-3	0-0	0	2	1	0	0	1	6
N.27	UC San Diego	S	27	3-6	3-4	0-0	1	0	2	2	0	3	9
D.1	San Diego	S	33	4-8	3-7	2-2	1	0	1	1	0	2	13
D.4	at UC Santa Barbara	S	33	6-8	3-5	0-0	1	1	1	2	0	1	15
D.7	at Washington	S	17	0-3	0-1	2-2	0	1	2	5	0	0	2
D.11	California	S	33	2-6	1-3	2-2	3	3	1	1	0	1	7
D.14	Saint Mary's	S	35	1-6	1-4	0-0	2	3	2	2	0	1	3
D.18	at Loyola Marymount	S	31	1-4	1-3	0-0	3	0	1	3	0	1	3
D.21	Cal State Fullerton		13	2-5	1-4	0-0	0	2	1	1	0	3	5
D.28	at Iowa State		36	3-9	2-7	0-0	3	2	3	1	0	3	8
D.31	Providence		19	1-2	1-1	0-0	0	2	0	0	0	2	3
J.3	South Dakota State		21	2-5	1-4	0-0	1	2	0	0	0	0	5
J.8	at Brigham Young*		18	2-4	1-2	0-0	0	0	1	1	0	1	5
J.15	at UNLV*	S	34	0-5	0-5	1-2	2	1	2	1	0	0	1
J.22	Wyoming*	S	39	2-9	2-8	4-4	2	2	4	1	0	3	10
J.24	Colorado State*												
J.29	at Air Force*												
J.31	at New Mexico*												
F.5	Utah*												
F.7	Brigham Young*												
F.12	UNLV*												
F.19	at Colorado State*												
F.21	at Wyoming*												
F.26	New Mexico*												
F.28	Air Force*												
M.5	at Utah*												
M.10-12	at Mountain West Conference Championships												

► Sharper Career Statistics

Year	G-GS	Min.-Avg.	FG-FGA	Pct.	3P-3PA	Pct.	FT-FTA	Pct.	OR	DR	Reb	Avg.	PF-D	AT	TO	BS	ST	Pts. Avg.	
02-03	28-0	236-8.4	16-38	.421	14-32	.438	6-10	.600	5	18	23	0.8	21-0	16	12	0	8	52	1.9
03-04	29-5	520-17.9	38-97	.392	30-75	.400	14-18	.778	5	22	27	0.9	46-2	26	19	0	26	120	4.1
04-05	16-11	446-27.9	34-91	.374	24-67	.358	11-12	.917	4	18	22	1.4	21-0	24	25	0	22	103	6.4
Totals	73-16	1202-16.5	88-226	.389	68-174	.391	31-40	.775	14	58	72	1.0	88-2	66	56	0	56	275	3.8

Season/Career Highs

Points
 Season 10 at LMU, 12-18-04
 Career 10 at LMU, 12-18-04

Rebounds
 Season 3 at BYU, 1-8-05
 3 vs. Saint Mary's, 12-14-04
 3 at UCSB, 12-4-04
 3 vs. Monmouth, 11-22-04
 Career 4 at UNM, 2-28-04
 4 at Saint Mary's, 1-7-04
 4 vs. Cal Poly, 12-18-03

Assists
 Season 1 vs. Providence, 12-31-04
 1 at UCSB, 12-4-04
 Career 1 - five times

Field Goals
 Season 4 vs. UCSD, 11-27-04
 Career 4 vs. UCSD, 11-27-04
 4 at UNM, 2-28-04

Field Goals Attempted
 Season 6 at BYU, 1-8-05
 6 vs. South Dakota State, 1-3-05
 Career 6 at BYU, 1-8-05
 6 vs. South Dakota State, 1-3-05
 6 at UNM, 2-28-04

Three-Point Field Goals
 Season
 Career

Three-Point Field Goals Attempted
 Season
 Career

Free Throws
 Season 4 at LMU, 12-18-04
 Career 4 at LMU, 12-18-04

Free Throws Attempted
 Season 5 at LMU, 12-18-04
 Career 5 at LMU, 12-18-04


Steals
 Season 2 vs. South Dakota State, 1-3-05
 Career 2 vs. South Dakota State, 1-3-05

Blocked Shots
 Season 2 vs. South Dakota State, 1-3-05
 Career 2 vs. South Dakota State, 1-3-05
 2 at Colorado St., 3-3-03

Minutes Played
 Season 19 at UCSB, 12-4-04
 Career 19 at UCSB, 12-4-04
 19 vs. UCSD, 12-2-02

20 • Trimaine Davis

Forward • 6-8 • 233 • Junior • West Pittsburg, Calif. (West Pittsburg High)



Getting more playing time as the season progresses... One of seven players to see action in all 16 games... Started four games this season, including San Diego State's upset victory at Brigham Young (1-8-05)... In his last five games (47 minutes on the court), he has 23 points, eight rebounds, two blocked shots and three steals... Made his first career start in his 50th career game on Dec. 18th at Loyola Marymount... Scored a career high 10 points and added two rebounds in 13 minutes of action against LMU... Brings incredibly high energy on the court for San Diego State... Has played 10 or more minutes 11 times this season after doing so just twice in the Aztecs' previous 42 games prior to this season... Played 10 or more minutes in eight of the last 10 games... Connected on 25-of-47 attempts (53.2 percent) from the field this season and 52-of-96 (54.2 percent) in his career... Scored in four consecutive games earlier this season for the first time in his career.

Trends: San Diego State is 6-5 this season when he scores...The Aztecs are 2-0 this season when Davis blocks a shot.

2004-05 Game-By-Game Statistics

Date	Opponent	S	MP	FG-FGA	3FG-FGA	FT-FTA	REB	PF	A	TO	BK	S	TP
N.19	UC Santa Barbara		2	0-0	0-0	0-0	1	0	0	0	0	0	0
N.22	Monmouth		16	1-3	0-0	0-0	3	3	0	0	0	1	2
N.27	UC San Diego		14	4-5	0-0	0-0	2	4	0	1	0	0	8
D.1	San Diego		6	1-1	0-0	0-0	2	0	0	0	0	0	2
D.4	at UC Santa Barbara		19	2-3	0-0	0-2	3	0	1	0	1	0	4
D.7	at Washington		9	0-1	0-0	0-0	1	0	0	0	0	0	0
D.11	California		15	2-2	0-0	0-1	1	2	0	0	0	1	4
D.14	Saint Mary's		10	2-5	0-0	1-2	3	3	0	0	0	0	5
D.18	at Loyola Marymount	S	13	3-4	0-0	4-5	2	1	0	0	0	0	10
D.21	Cal State Fullerton	S	12	1-1	0-0	0-2	0	2	0	0	0	0	2
D.28	at Iowa State	S	9	0-0	0-0	0-0	0	2	0	2	0	0	0
D.31	Providence		11	3-6	0-0	1-2	2	2	1	0	0	0	7
J.3	South Dakota State		17	2-6	0-0	2-4	2	2	0	2	2	2	6
J.8	at Brigham Young*	S	12	2-6	0-0	0-0	3	3	0	1	0	0	4
J.15	at UNLV*		1	0-0	0-0	0-0	0	0	0	0	0	0	0
J.22	Wyoming*		10	2-4	0-0	2-4	1	3	0	0	0	1	6
J.24	Colorado State*												
J.29	at Air Force*												
J.31	at New Mexico*												
F.5	Utah*												
F.7	Brigham Young*												
F.12	UNLV*												
F.19	at Colorado State*												
F.21	at Wyoming*												
F.26	New Mexico*												
F.28	Air Force*												
M.5	at Utah*												
M.10-12	at Mountain West Conference Championships												

► Davis Career Statistics

Year	G-GS	Min.-Avg.	FG-FGA	Pct.	3P-3PA	Pct.	FT-FTA	Pct.	OR	DR	Reb	Avg.	PF-D	AT	TO	BS	ST	Pts.	Avg.
02-03	24-0	166-6.9	16-26	.615	0-0	.000	3-7	.429	4	22	26	1.1	36-2	1	6	2	5	35	1.5
03-04	17-0	89-5.2	11-23	.478	0-0	.000	4-6	.667	9	8	17	1.0	15-0	2	3	4	1	26	1.5
04-05	16-4	176-11.0	25-47	.532	0-0	.000	10-22	.455	15	11	26	1.6	27-0	2	6	3	5	60	3.8
Totals	57-4	431-7.6	52-96	.542	0-0	.000	17-35	.486	28	41	69	1.2	78-2	5	15	9	11	121	2.1

Season/Career Highs

Points
Career 14 at Washington, 12-7-04

Rebounds
Career 7 vs. Saint Mary's, 12-14-04

Assists
Career 6 vs. Monmouth, 11-22-04

Field Goals
Career 5 at Washington, 12-7-04

Field Goals Attempted
Career 11 at Washington, 12-7-04

Three-Point Field Goals
Career 1 vs. UCSD, 11-22-04
1 vs. Monmouth, 11-22-04

Three-Point Field Goals Attempted
Career 3 vs. Monmouth, 11-22-04

Free Throws
Career 4 vs. Saint Mary's, 12-14-04
4 at Washington, 12-7-04

Free Throws Attempted
Career 5 vs. Saint Mary's, 12-14-04
5 vs. Monmouth, 11-22-04

Steals
Career 3 at Washington, 12-7-04
3 vs. UCSD, 11-27-04

Blocked Shots
Career

Minutes Played
Career 32 vs. Saint Mary's, 12-14-04

21 • Matt Thomas

Guard • 6-3 • 191 • Freshman • Riverside, Calif. (Martin Luther King High)



One of seven players to play in all 16 games, he has started three games this season... Only Aztec freshman to play in every game... Made his first career start and played a career-high 32 minutes against Saint Mary's (12-14-04)... Had a string of 10 consecutive free throws made broken against Saint Mary's (12-14-04) but has made 23-of-29 (79.3 percent) after making just 3-of-9 to open the season... His 22 assists this season are third on the team, despite averaging 17.4 minutes per game, the seventh highest total on the squad... 14 steals ranks fourth on the team... With 22 assists and 20 turnovers he joins Chris Manker, and Tyler Smith as the only Aztec players with more assists than turnovers... Posted a career-best 14 points at Washington (12-7-04)... Had a string of at least one assist in seven games broken against Saint Mary's (12-14-04)... Has recorded a rebound in 11-of-14 games this season including a career-high seven boards against Saint Mary's (12-14-04).

Trends: The Aztecs are 5-3 when he has more assists than turnovers.

2004-05 Game-By-Game Statistics

Date	Opponent	S	MP	FG-FGA	3FG-FGA	FT-FTA	REB	PF	A	TO	BK	S	TP
N.19	UC Santa Barbara		6	1-2	0-0	0-0	1	1	1	0	0	0	2
N.22	Monmouth		27	3-8	1-3	1-5	5	0	6	3	0	0	8
N.27	UC San Diego		24	2-3	1-1	2-2	4	1	2	1	0	3	7
D.1	San Diego		17	2-7	0-1	0-2	5	1	1	3	0	0	4
D.4	at UC Santa Barbara		16	0-3	0-0	2-4	2	0	3	2	0	0	2
D.7	at Washington		27	5-11	0-1	4-4	3	2	3	4	0	3	14
D.11	California		16	2-5	0-1	2-2	2	3	1	2	0	2	6
D.14	Saint Mary's	S	32	3-10	0-2	4-5	7	2	0	1	0	1	10
D.18	at Loyola Marymount	S	31	2-5	0-0	3-4	4	2	2	1	0	2	7
D.21	Cal State Fullerton	S	11	1-5	0-1	2-2	0	2	0	1	0	0	4
D.28	at Iowa State		8	0-0	0-0	2-2	0	0	0	0	0	0	2
D.31	Providence		21	0-5	0-1	3-4	1	2	0	1	0	1	3
J.3	South Dakota State		16	1-3	0-1	0-0	1	0	1	0	0	0	2
J.8	at Brigham Young*		8	0-3	0-0	1-2	0	1	1	0	0	1	1
J.15	at UNLV*		6	0-1	0-0	0-0	0	0	0	1	0	0	0
J.22	Wyoming*		13	0-0	0-0	2-2	1	0	1	0	0	1	2
J.24	Colorado State*												
J.29	at Air Force*												
J.31	at New Mexico*												
F.5	Utah*												
F.7	Brigham Young*												
F.12	UNLV*												
F.19	at Colorado State*												
F.21	at Wyoming*												
F.26	New Mexico*												
F.28	Air Force*												
M.5	at Utah*												
M.10-12	at Mountain West Conference Championships												

► Thomas Career Statistics

Year	G-GS	Min.-Avg.	FG-FGA	Pct.	3P-3PA	Pct.	FT-FTA	Pct.	OR	DR	Reb	Avg.	PF-D	AT	TO	BS	ST	Pts.	Avg.
04-05	16-3	27.9-17.4	22-71	.310	2-12	.167	28-40	.700	15	21	36	2.3	17-0	22	20	0	14	74	4.6

Season/Career Highs**Points**

Career 6 vs. UCSD, 11-27-04

Rebounds

Career

Assists

Career

Field Goals

Career 2 vs. UCSD, 11-27-04

Field Goals Attempted

Career 2 vs. UCSD, 11-27-04

Three-Point Field Goals

Career

Three-Point Field Goals Attempted

Career

Free Throws

Career 2 vs. UCSD, 11-27-04

Free Throws Attempted

Career 4 vs. UCSD, 11-27-04

Steals

Career

Blocked Shots


Career

Minutes Played

Career 4 vs. UCSD, 11-27-04

31 • Jared Ines

Forward • 6-7 • 234 • Senior • Modesto, Calif. (Ceres High/Ohlone College)



Senior walk-on player entering his second season with the program... Played in five games and has made the most of his opportunities... In just nine minutes, he has scored eight points... Had career-best six points in four minutes against UC San Diego (11-27-04)... Also had two points at Washington (12-7-04).

2004-05 Game-By-Game Statistics

Date	Opponent	S	MP	FG-FGA	3FG-FGA	FT-FTA	REB	PF	A	TO	BK	S	TP
N.19	UC Santa Barbara			DNP - Coach's Decision									
N.22	Monmouth			DNP - Coach's Decision									
N.27	UC San Diego		4	2-2	0-0	2-4	0	0	0	0	0	0	6
D.1	San Diego		1	0-0	0-0	0-0	0	0	0	0	0	0	0
D.4	at UC Santa Barbara		2	0-0	0-0	0-2	0	0	0	0	0	0	0
D.7	at Washington		1	1-1	0-0	0-0	0	0	0	0	0	0	2
D.11	California			DNP - Coach's Decision									
D.14	Saint Mary's			DNP - Coach's Decision									
D.18	at Loyola Marymount			DNP - Coach's Decision									
D.21	Cal State Fullerton			DNP - Coach's Decision									
D.28	at Iowa State			DNP - Coach's Decision									
D.31	Providence			DNP - Coach's Decision									
J.3	South Dakota State			DNP - Coach's Decision									
J.8	at Brigham Young*			DNP - Coach's Decision									
J.15	at UNLV*			DNP - Coach's Decision									
J.22	Wyoming*												
J.24	Colorado State*												
J.29	at Air Force*												
J.31	at New Mexico*												
F.5	Utah*												
F.7	Brigham Young*												
F.12	UNLV*												
F.19	at Colorado State*												
F.21	at Wyoming*												
F.26	New Mexico*												
F.28	Air Force*												
M.5	at Utah*												
M.10-12	at Mountain West Conference Championships												

► Ines Career Statistics

Year	G-GS	Min.-Avg.	FG-FGA	Pct.	3P-3PA	Pct.	FT-FTA	Pct.	OR	DR	Reb	Avg.	PF-D	AT	TO	BS	ST	Pts. Avg.
04-05	4-0	8-2.0	3-3	1.000	0-0	.000	2-6	.333	0	0	0	0.0	0-0	0	0	0	0	8 2.0

Season/Career Highs

Points
 Season 23 vs. UCSD, 11-27-04
 Career 23 vs. UCSD, 11-27-04

Rebounds
 Season 8 vs. UCSB, 11-19-04
 Career 9 vs. UCSD, 12-6-03

Assists
 Season 3 at BYU, 1-8-05
 3 vs. California, 12-11-04
 3 vs. UCSD, 11-27-04
 Career 3 at BYU, 1-8-05
 3 vs. California, 12-11-04
 3 vs. UCSD, 11-27-04

Field Goals
 Season 9 vs. San Diego, 12-1-04
 9 vs. UCSD, 11-27-04
 Career 9 vs. San Diego, 12-1-04
 9 vs. UCSD, 11-27-04

Field Goals Attempted
 Season 13 vs. San Diego, 12-1-04
 13 vs. UCSD, 11-27-04
 13 vs. UCSB, 11-19-04
 Career 13 vs. San Diego, 12-1-04
 13 vs. UCSD, 11-27-04
 13 vs. UCSB, 11-19-04

Three-Point Field Goals
 Season 3 at UNLV, 1-15-05
 3 vs. San Diego, 12-1-04
 Career 4 at Wyoming, 1-26-04

Three-Point Field Goals Attempted
 Season 7 vs. San Diego, 12-1-04
 Career 8 vs. UCSD, 12-6-03
 8 vs. Wyoming, 12-16-00

Free Throws
 Season 5 vs. UCSD, 11-27-04
 Career 5 vs. UCSD, 11-27-04

Free Throws Attempted
 Season 5 vs. UCSD, 11-27-04
 Career 6 vs. IPFW, 12-30-02

Steals
 Season 3 vs. UCSB, 11-19-04
 Career 3 vs. UCSB, 11-19-04

Blocked Shots
 Season 3 vs. San Diego, 12-1-04
 Career 3 vs. San Diego, 12-1-04

Minutes Played
 Season 35 vs. UCSB, 11-19-04
 Career 35 vs. UCSB, 11-19-04

33 • Chris Manker

Center • 7-0 • 225 • Senior • West Des Moines, Iowa
 (Laguna Beach (Calif.) High/Oregon State University)



Helped lead SDSU win at UNLV (1-15-05) with a 3-for-4 performance behind the arc, to go along with six boards... Rebounded from his first scoreless game of the season by scoring seven points and adding seven rebounds against South Dakota State (1-5-04) and posting nine points and six rebounds at Brigham Young (1-8-05)... Always a threat from outside, Manker has become more comfortable playing in the paint... 59 career three-point field goals... Has 38 two-point field goals this season after connecting on just 17 twos last season and 52 in his first three seasons combined... Played in all 16 games this season and has six starts... Has six double-figure scoring games this season after posting three in his first three seasons combined... Made 19 of his last 20 free throws attempts... Had a string of 10 consecutive free throws made broken at Loyola Marymount (12-18-04)... Current FTM streak is nine... One of two players to record a point, rebound and an assist in each of the first seven games this season (Brandon Heath)... Set a then-career high with 17 points, and added eight rebounds and a career-high three steals against UC Santa Barbara (11-19-04)... Against UC San Diego (11-27-04), scored his current career-high of 23 points on 8-for-13 shooting, all from inside the arc, and added a career-best 5-for-5 performance from the charity stripe... Also set a new career-mark against UC San Diego (11-27-04) with three assists, which he matched against California (12-11-04)... Fouled out for the first time in his Aztec career, spanning 70 games, at home against Wyoming.

Trends: San Diego State is 4-2 this season and 11-3 in Manker's career when he blocks a shot... Dating back to his days at Oregon State, Manker's teams are 14-4 when he blocks a shot... SDSU is 5-3 this season and 14-8 in his career when Manker shoots 50 percent or better from the field... Aztecs are 5-1 this season when Manker records five or more rebounds.

2004-05 Game-By-Game Statistics

Date	Opponent	S	MP	FG-FGA	3FG-FGA	FT-FTA	REB	PF	A	TO	BK	S	TP
N.19	UC Santa Barbara		35	7-13	2-6	1-4	8	2	2	1	0	3	17
N.22	Monmouth	S	21	3-6	1-3	2-3	2	1	1	2	0	0	9
N.27	UC San Diego	S	28	9-13	0-2	5-5	5	0	3	0	1	1	23
D.1	San Diego	S	32	9-13	3-7	1-1	6	1	2	2	3	1	22
D.4	at UC Santa Barbara	S	29	2-6	1-3	0-0	3	4	1	1	0	0	5
D.7	at Washington	S	20	3-9	2-5	0-0	1	4	1	3	1	0	8
D.11	California	S	23	0-6	0-4	2-2	1	1	3	1	0	1	2
D.14	Saint Mary's		12	2-4	0-2	2-2	2	0	1	1	0	1	6
D.18	at Loyola Marymount		25	3-9	1-3	3-4	3	0	0	0	1	1	10
D.21	Cal State Fullerton		11	1-5	0-0	0-0	4	2	1	1	0	0	2
D.28	at Iowa State		19	2-6	2-5	0-0	0	3	2	2	0	1	6
D.31	Providence		6	0-2	0-1	0-0	1	1	1	0	0	0	0
J.3	South Dakota State		16	3-8	1-2	0-0	7	1	0	1	2	1	7
J.8	at Brigham Young*		21	4-6	0-2	1-1	6	4	3	1	0	1	9
J.15	at UNLV*		23	4-7	3-4	2-2	6	4	2	1	1	0	13
J.22	Wyoming*		26	3-6	1-3	3-3	2	5	0	2	0	2	10
J.24	Colorado State*												
J.29	at Air Force*												
J.31	at New Mexico*												
F.5	Utah*												
F.7	Brigham Young*												
F.12	UNLV*												
F.19	at Colorado State*												
F.21	at Wyoming*												
F.26	New Mexico*												
F.28	Air Force*												
M.5	at Utah*												
M.10-12	at Mountain West Conference Championships												

► Manker Career Statistics

* - At Oregon St.

Year	G-GS	Min.-Avg.	FG-FGA	Pct.	3P-3PA	Pct.	FT-FTA	Pct.	OR	DR	Reb	Avg.	PF-D	AT	TO	BS	ST	Pts.	Avg.
00-01*	21-3	252-12.0	12-42	.286	6-30	.200	3-5	.600	13	28	41	2.0	29-1	10	15	5	4	33	1.6
02-03	25-1	199-8.0	27-68	.397	16-45	.356	3-9	.333	11	19	30	1.2	24-0	4	16	5	3	73	3.0
03-04	29-1	293-10.1	37-98	.378	20-56	.357	6-14	.429	24	44	68	2.3	26-0	10	16	4	5	100	3.4
04-05	16-6	347-21.7	55-119	.462	17-52	.327	22-27	.815	22	35	57	3.6	33-1	23	19	9	13	149	9.3
Totals	91-11	1091-12.0	131-327	.401	59-183	.322	34-55	.618	70	126	196	2.2	112-2	47	66	23	25	355	3.9

Season/Career Highs

Points
 Season 28 vs. UCSB, 11-19-04
 Career 28 vs. UCSB, 11-19-04

Rebounds
 Season 13 vs. CSUF, 12-21-04
 13 vs. UCSB, 11-19-04
 Career 15 vs. CSU, 2-23-04

Assists
 Season 3 at UNLV, 1-15-05
 3 vs. San Diego, 12-1-04
 3 vs. UCSD, 11-27-04
 Career 4 at Saint Mary's, 1-7-04

Field Goals
 Season 8 - four times
 Career 8 - five times

Field Goals Attempted
 Season 20 vs. California, 12-11-04
 Career 20 vs. California, 12-11-04

Three-Point Field Goals
 Season 3 at UCSB, 12-4-04
 Career 3 at UCSB, 12-4-04
 3 vs. LBSU, 11-21-03

Three-Point Field Goals Attempted
 Season 4 vs. California, 12-11-04
 4 at UCSB, 12-4-04
 Career 4 vs. California, 12-11-04
 4 at UCSB, 12-4-04

Free Throws
 Season 12 vs. UCSB, 11-19-04
 Career 12 vs. UCSB, 11-19-04

Free Throws Attempted
 Season 14 at LMU, 12-18-04
 14 vs. Saint Mary's, 12-14-04
 14 vs. Monmouth, 11-22-04
 14 vs. UCSB, 11-19-04
 Career 14 at LMU, 12-18-04
 14 vs. Saint Mary's, 12-14-04
 14 vs. Monmouth, 11-22-04
 14 vs. UCSB, 11-19-04

Steals
 Season 4 vs. UCSB, 11-19-04
 Career 5 at UNM, 2-28-04

Blocked Shots
 Season 3 vs. UCSD, 11-27-04
 Career 3 vs. UCSD, 11-27-04

Minutes Played
 Season 41 vs. UCSB, 11-19-04
 Career 41 vs. UCSB, 11-19-04

42 • Marcus Slaughter

Forward • 6-8 • 223 • Sophomore • Riverside, Calif. (J.W. North High)



National Rankings (as of 1/18): 50th in rebounding
MWC Rankings (as of 1/24): 2nd in minutes, 2nd in rebounding, 2nd in offensive rebounding, 4th in scoring, 25th in defensive rebounding, 7th in blocked shots, 7th in steals.

Not only one of the top players in the Mountain West Conference, but the entire West Coast... Third in the MWC in scoring and ranked among the league's top eight in six different categories... Ranks 50th nationally in rebounding... Only Aztec player to start every game this season... Has scored in double figures in 16 straight games (had not scored in double figures in three consecutive games prior to this streak) after scoring 10+ points in eight games all of last season... Has 12 consecutive games with 15 or more points... Had a streak of at least one three-point field goal in five straight games (broken against Saint Mary's (12-14-04))... Had seven or more rebounds in nine straight games (averaging 9.6 rpg during that stretch) broken against South Dakota State (1-3-05)... Has six double-doubles this season and eight in his career... Led the team in scoring eight times this season and nine times in his career... Led team in rebounding 12 times this season and 22 times in his career... Has 16 double-figure scoring games this season and 25 in his career... Has six double-figure rebound games this season and 10 in his career... Started 33 consecutive games (last non-start was Dec. 31, 2003)... Has shot 14 free throws in a game four times this season... Already surpassed last season's free throw attempt total of 76... Eclipsed the 500 career-points mark with 17 points in the Jan. 15th win at UNLV.

Trends: San Diego State is 3-1 this season when Slaughter shoots better than 50 percent from the field.

2004-05 Game-By-Game Statistics

Date	Opponent	S	MP	FG-FGA	3FG-FGA	FT-FTA	REB	PF	A	TO	BK	S	TP
N.19	UC Santa Barbara	S	41	8-16	0-2	12-14	13	5	1	5	0	4	28
N.22	Monmouth	S	35	4-6	0-0	10-14	7	2	0	4	2	2	18
N.27	UC San Diego	S	30	7-11	1-3	5-7	4	0	3	0	3	2	20
D.1	San Diego	S	35	4-9	1-3	3-5	12	4	3	4	2	0	12
D.4	at UC Santa Barbara	S	33	8-13	3-4	5-5	7	4	1	3	0	0	24
D.7	at Washington	S	36	8-13	1-2	4-9	7	3	1	4	2	2	21
D.11	California	S	39	8-20	1-4	1-2	9	3	1	2	1	2	18
D.14	Saint Mary's	S	35	3-6	0-1	9-14	8	3	0	3	0	3	15
D.18	at Loyola Marymount	S	40	6-16	0-1	9-14	9	4	2	4	2	1	21
D.21	Cal State Fullerton	S	39	6-15	0-2	3-9	13	4	0	7	2	0	15
D.28	at Iowa State	S	32	6-12	1-2	2-5	12	3	1	4	2	2	15
D.31	Providence	S	31	6-19	0-2	6-6	9	5	0	1	1	1	18
J.3	South Dakota State	S	28	5-10	0-0	5-6	5	3	1	6	1	1	15
J.8	at Brigham Young*	S	34	6-17	1-5	4-6	6	3	2	2	0	1	17
J.15	at UNLV*	S	36	7-16	0-4	3-4	12	1	3	2	1	0	17
J.22	Wyoming*	S	33	8-20	0-1	2-2	10	3	2	3	1	2	18
J.24	Colorado State*												
J.29	at Air Force*												
J.31	at New Mexico*												
F.5	Utah*												
F.7	Brigham Young*												
F.12	UNLV*												
F.19	at Colorado State*												
F.21	at Wyoming*												
F.26	New Mexico*												
F.28	Air Force*												
M.5	at Utah*												
M.10-12	at Mountain West Conference Championships												

► Slaughter Career Statistics

Year	G-GS	Min.-Avg.	FG-FGA	Pct.	3P-3PA	Pct.	FT-FTA	Pct.	OR	DR	Reb	Avg.	PF-D	AT	TO	BS	ST	Pts.	Avg.
03-04	30-18	755-25.2	87-184	.473	8-24	.333	55-76	.724	84	120	204	6.8	67-2	22	36	17	34	237	7.9
04-05	16-16	558-34.9	100-219	.457	9-36	.250	83-122	.680	53	90	143	8.9	50-2	21	54	20	23	292	18.3
Totals	46-34	1313-28.5	187-403	.464	17-60	.283	138-198	.697	137	210	347	7.5	117-4	43	90	37	57	529	11.5

Season/Career Highs

Points
 Career 7 vs. Providence, 12-31-04
 7 vs. Monmouth, 11-22-04

Rebounds
 Career 13 vs. South Dakota State, 1-3-05

Assists
 Career 2 vs. Providence, 12-31-04
 2 at Iowa State, 12-28-04

Field Goals
 Career 3 vs. Monmouth, 11-22-04

Field Goals Attempted
 Career 6 vs. Monmouth, 11-22-04

Three-Point Field Goals
 Career

Three-Point Field Goals Attempted
 Career

Free Throws
 Career 3 vs. South Dakota State, 1-3-05

Free Throws Attempted
 Career 7 vs. South Dakota State, 1-3-05

Steals
 Career 3 at Washington, 12-7-04

Blocked Shots
 Career 3 vs. South Dakota State, 1-3-05

Minutes Played
 Career 31 at Washington, 12-7-04

50 • Mohamed Camara

Center • 6-10 • 265 • Junior • Conakry, Guinea

(Moore (Ky.) High/Riverside (Calif.) College)



MWC Rankings (as of 1/24): 9th in offensive rebounding, 12th in rebounding, 13th in blocked shots

Played in all 16 games this season and has 13 starts to his credit... Has 31 rebounds, 13 points and six blocked shots in his last five games (98 minutes of playing time)... Had a career-high 13 rebounds in 28 minutes of action against Providence (12-31-04)... Also tied a career-high with seven points against the Friars... One of seven players to see action in all 16 games this season... Averages 9.8 rebounds per 40 minutes.

Trends: San Diego State is 4-0 this season when he shoots 50 percent or better from the floor... SDSU is 3-2 this season when he hits at least one free-throw

2004-05 Game-By-Game Statistics

Date	Opponent	S	MP	FG-FGA	3FG-FGA	FT-FTA	REB	PF	A	TO	BK	S	TP
N.19	UC Santa Barbara	S	14	0-0	0-0	0-0	5	2	0	0	1	0	0
N.22	Monmouth	S	23	3-6	0-0	1-1	8	2	0	1	0	0	7
N.27	UC San Diego	S	19	2-4	0-0	1-2	4	1	0	0	1	0	5
D.1	San Diego	S	31	2-2	0-0	0-0	5	3	1	1	1	2	4
D.4	at UC Santa Barbara	S	19	0-0	0-0	0-0	3	3	1	1	0	0	0
D.7	at Washington	S	31	1-3	0-0	0-0	7	1	0	0	2	3	2
D.11	California	S	26	3-9	0-0	0-0	7	1	0	2	0	1	6
D.14	Saint Mary's	S	21	1-4	0-0	0-2	1	5	1	2	0	2	2
D.18	at Loyola Marymount		3	0-0	0-0	1-2	1	0	0	0	0	0	1
D.21	Cal State Fullerton		20	1-3	0-0	1-2	5	2	0	1	2	1	3
D.28	at Iowa State		15	0-1	0-0	0-0	1	3	2	1	0	0	0
D.31	Providence	S	28	2-6	0-0	3-7	13	0	2	2	1	1	7
J.3	South Dakota State	S	22	2-5	0-0	0-0	5	2	0	0	3	0	4
J.8	at Brigham Young*	S	15	0-1	0-0	0-0	2	2	0	1	1	1	0
J.15	at UNLV*	S	19	1-2	0-0	0-2	8	1	0	1	0	1	2
J.22	Wyoming*	S	14	0-1	0-0	0-0	3	4	0	1	1	1	0
J.24	Colorado State*												
J.29	at Air Force*												
J.31	at New Mexico*												
F.5	Utah*												
F.7	Brigham Young*												
F.12	UNLV*												
F.19	at Colorado State*												
F.21	at Wyoming*												
F.26	New Mexico*												
F.28	Air Force*												
M.5	at Utah*												
M.10-12	at Mountain West Conference Championships												

► Camara Career Statistics

Year	G-GS	Min.-Avg.	FG-FGA	Pct.	3P-3PA	Pct.	FT-FTA	Pct.	OR	DR	Reb	Avg.	PF-D	AT	TO	BS	ST	Pts.	Avg.
04-05	16-13	320-20.0	18-47	.383	0-0	.000	7-18	.389	35	43	78	4.9	32-1	7	14	13	13	43	2.7

Last Time It Happened

TEAM MISCELANEOUS

San Diego State played an overtime game Jan. 22, 2005, vs. Wyoming - ot-L, 81-88
 San Diego State won an overtime game Mar. 19, 2003, vs. UC Santa Barbara - ot-W, 67-62
 San Diego State played a double overtime game Jan. 24, 2004, at Colorado State - 2ot-L, 82-92
 San Diego State played a triple overtime game Jan. 2, 2000, vs. Air Force - 3ot-L, 77-81
 San Diego State played consecutive overtime games Jan. 22 and 26, 2002, vs. Wyoming - ot-L, 85-88 and vs. UNLV - ot-L, 79-80
 San Diego State won a game in the final seconds Jan. 8, 2005, at Brigham Young, Chris Walton fadeaway 7-footer (:00.0) - W, 59-57
 San Diego State lost a game in the final seconds Jan. 26, 2002, vs. UNLV, Louis Amundson made front end of two-shot foul (:02.4) - ot-L, 79-80

TEAM SCORING

San Diego State scored 100 or more points Dec. 2, 1998, vs. Southern Cal College - W, 103-49
 San Diego State scored 90 or more points Dec. 18, 2003, vs. Cal Poly - W, 90-71
 San Diego State scored 80 or more points Jan. 22, 2005, vs. Wyoming - ot-L, 81-88
 San Diego State scored less than 50 points Mar. 1, 2004, at Air Force - L, 49-61
 An opponent scored 100 or more points Mar. 3, 2003, at Colorado State - L, 89-102
 An opponent scored less than 50 points Nov. 21, 2003, vs. Long Beach State - W, 74-44
 San Diego State scored 50 or more points in a half Nov. 27, 2004, vs. UC San Diego (51 in 2nd half) - W, 86-51
 San Diego State scored 40 or more points in a half Jan. 15, 2005, at UNLV (42 in 2nd half) - W, 81-73
 San Diego State won by 40 or more points Nov. 27, 2000, vs. UC San Diego - W, 98-53
 San Diego State won by 30 or more points Nov. 27, 2004, vs. UC San Diego - W, 86-51
 San Diego State won by 20 or more points Dec. 1, 2004, vs. San Diego - W, 83-63

INDIVIDUAL SCORING

SDSU player had 50 or more points Feb. 20, 1986, Anthony Watson (54) vs. U.S. International - W, 138-93
 SDSU player had 40 or more points Feb. 20, 1986, Anthony Watson (54) vs. U.S. International - W, 138-93
 SDSU player had 35 or more points Jan. 15, 2005, Brandon Heath (37) at UNLV - W, 81-73
 SDSU player had 30 or more points Jan. 15, 2005, Brandon Heath (37) at UNLV - W, 81-73
 SDSU player made 10 or more field goals in a game Jan. 22, 2005, Brandon Heath (12) vs. Wyoming - ot-L, 81-88
 SDSU player scored 20 or more points in a half Jan. 15, 2005, Brandon Heath (23 in 2nd half) at UNLV - W, 81-73

MULTIPLE INDIVIDUAL SCORING

Three SDSU players had 20 points in same game Dec. 1, 2001, Tony Bland (22), Al Faux (21), Randy Holcomb (20) vs. CSU Northridge - W, 80-70
 Two SDSU players had 20 points in same game Dec. 4, 2004, Marcus Slaughter (24), Brandon Heath (20) at UC Santa Barbara - W, 73-55
 Five SDSU players scored in double figures in same game Dec. 6, 2003, Wesley Stokes (18), Brandon Heath (12), Chris Manker (12), Aerick Sanders (12), Chris Walton (12) vs. UC San Diego - W, 76-51
 Four SDSU players scored in double figures in same game Jan. 22, 2005, Brandon Heath (29), Marcus Slaughter (18), Chris Manker (10) and John Sharper (10) vs. Wyoming - ot-L, 81-88

CONSECUTIVE INDIVIDUAL SCORING

SDSU player had consecutive 30-point games Jan. 27 and 30, 1986, Anthony Watson vs. Wyoming (30) and vs. Colorado State (31)
 SDSU player had consecutive 20-point games Jan. 15 and Jan. 22, 2005, Brandon Heath at UNLV (37) and vs. Wyoming (29)
 SDSU player had consecutive 10-plus made free-throw games Nov. 19 and Nov. 22, 2004, Marcus Slaughter vs. UCSB (12) and vs. Monmouth (10)

TEAM REBOUNDING

San Diego State had 45 or more rebounds Dec. 21, 2004, vs. Cal State Fullerton (45) - W, 63-60
 San Diego State had 40 or more rebounds Dec. 21, 2004, vs. Cal State Fullerton (45) - W, 63-60
 +20-Rebound Margin Nov. 22, 2004, vs. Monmouth (+21) - W 69-65
 +15-Rebound Margin Nov. 22, 2004, vs. Monmouth (+21) - W 69-65
 +10-Rebound Margin Dec. 1, 2004, vs. San Diego (+14) - W, 83-63

INDIVIDUAL REBOUNDING

SDSU player had 20 or more rebounds Feb. 6, 1984, Michael Cage (21) vs. Wyoming - ot-L, 73-83
 SDSU player had 15 or more rebounds Feb. 21, 2004, Aerick Sanders (16) vs. Wyoming - W, 74-66
 SDSU player had 10 or more rebounds Jan. 22, 2005, Marcus Slaughter (10) vs. Wyoming - ot-L, 81-88

DOUBLE-DOUBLES

SDSU player had a triple-double never
 SDSU player had a double-double Jan. 22, 2005, Marcus Slaughter (18 points, 10 rebounds) vs. Wyoming - ot-L, 81-88
 SDSU player had a point-assist double-double Jan. 2, 2000, Bradley Jackson (17 points, 11 assists) vs. High Point - W, 74-63
 Two SDSU players had double-double in same game Jan. 2, 2002, Randy Holcomb (22 points, 13 rebounds), Chris Walton (12 points, 10 rebounds) vs. IPFW - W, 90-72

Last Time It Happened (cont.)

Three SDSU players had double-double in same game

.....Dec. 7, 1982, Eddy Gordon (15 points, 11 rebounds), Keith Smith (14 points, 14 rebounds), Michael Cage (12 points, 11 rebounds) vs. Doane College - W, 100-88
 SDSU player had three consecutive double-doubles
Jan. 17, 24 and 26, 2004, Aerick Sandes (23 points, 10 rebs.) vs. UNLV, (15 points, 16 rebs.) at Colorado State, (12 points, 11 rebs.) at Wyoming

TEAM ASSISTS

San Diego State had 25 or more assistsDec. 1, 2001, vs. Cal State Northridge (26) - W, 80-70
 San Diego State had 20 or more assistsNov. 27, 2004, vs. UC San Diego (23) - W, 86-51
 San Diego State had 15 or more assistsJan. 8, 2005, at Brigham Young (17) - W, 59-57

INDIVIDUAL ASSISTS

SDSU player had 15 or more assistsMar. 7, 1981, Tony Gwynn (16) vs. New Mexico - W, 92-84
 SDSU player had 10 or more assistsMar. 1, 2001, Deandre Moore (11) vs. Wyoming - L, 62-69

TEAM STEALS

San Diego State had 15 or more stealsJan. 22, 2005, vs. Wyoming (15) - ot-L, 81-88
 San Diego State had 10 or more stealsJan. 22, 2005, vs. Wyoming (15) - ot-L, 81-88

INDIVIDUAL STEALS

SDSU player had 9 or more stealsFeb. 20, 1986, Tracy Dildy (9) vs. USIU - W, 138-93
 SDSU player had 5 or more stealsFeb. 28, 2004, Marcus Slaughter (5) vs. New Mexico - L, 60-72

TEAM BLOCKS

San Diego State had 10 or more blocksJan. 21, 2002, vs. Wyoming (11) - ot-L, 85-88
 San Diego State had 5 or more blocksJan. 3, 2005, vs. South Dakota State (9) - W, 64-49

INDIVIDUAL BLOCKS

SDSU player had 5 or more blocksJan. 6, 2004, Aerick Sanders (5) vs. Saint Mary's - L, 66-80
 SDSU player had 3 or more blocksJan. 3, 2005, Mohamed Camara (3) vs. South Dakota State - W, 64-49

TEAM TURNOVERS

San Diego State had 10 or fewer turnoversNov. 27, 2004, vs. UC San Diego (9) - W, 86-51
 San Diego State forced 25 or more turnoversNov. 27, 2004, vs. UC San Diego (27) - W, 86-51
 San Diego State forced 20 or more turnoversJan. 22, 2005, vs. Wyoming (23) - ot-L, 81-88

INDIVIDUAL MINUTES

SDSU player played 50 or more minutesJan. 20, 2000, Myron Epps (50) vs. Air Force - 3ot-L, 77-81
 SDSU player played 45 or more minutesFeb. 9, 2004, Aerick Sanders (45) at Brigham Young - ot-L, 69-83
 SDSU player played 40 or more minutesJan. 22, 2005, Brandon Heath (42) vs. Wyoming (15) - ot-L, 81-88

TEAM THREE-POINTERS

San Diego State made 15 or more three-point shotsDec. 2, 2002, vs. UC San Diego (16) - W, 87-57
 San Diego State made 10 or more three-point shotsDec. 4, 2004, vs. UC Santa Barbara (12) - W, 73-55

INDIVIDUAL THREE-POINTERS

SDSU player made 9 or more three-point shotsDec. 27, 1986, Tony Ross (9) vs. Manhattan - W, 77-69
 SDSU player made 5 or more three-point shotsNov. 24, 2004, Brandon Heath (5) vs. Ohio State - W, 83-61

TEAM FREE THROWS

San Diego State had a 85 percent or higher free-throw percentage (min. 15 att.)Dec. 3, 2003, vs. San Diego (87.5 percent - 14-16) - W, 66-63
 San Diego State had a 80 percent or higher free-throw percentage (min. 15 att.)Jan. 15, 2005, at UNLV (80.0 percent 20-25) - W, 81-73
 San Diego State attempted 40 or more free-throwsMar. 1, 2003, vs. Wyoming (42) - W, 86-73
 San Diego State attempted 30 or more free-throwsDec. 18, 2004, at Loyola Marymount (38) - L, 68-72

INDIVIDUAL FREE THROWS

SDSU player made 10 or more free-throws in a gameJan. 15, 2005, Brandon Heath (12-12) at UNLV - W, 81-73
 SDSU player made 100 percent free-throw percentage (min. 10 att.)Jan. 15, 2005, Brandon Heath (12-12) at UNLV - W, 81-73

TEAM SHOOTING PERCENTAGE

SDSU made 60 percent or better from the fieldDec. 4, 2004, at UC Santa Barbara (60.0 percent - 27-45) - W, 73-55
 SDSU made 55 percent or better from the fieldDec. 4, 2004, at UC Santa Barbara (60.0 percent - 27-45) - W, 73-55
 SDSU had consecutive 50% or better games ...Dec.1 and Dec. 4, 2004, vs. San Diego (53.6 percent - 30-56) and at UC Santa Barbara (60 percent - 27-45)

SDSU Single-Season Records

Points

Rk	DI	Name	Points	Yr.
1.	1.	Michael Cage (Sr.)	686	84
2.	2.	Anthony Watson (Sr.)	630	86
3.	-	Bob Brady (Jr.)	585	53
4.	3.	•Randy Holcomb (Sr.)	558	02
5.	4.	Michael Cage (Jr.)	547	83
6.	5.	Anthony Watson (Jr.)	544	85
7.	6.	Kim Goetz (Sr.)	532	79
8.	-	Tony Pinkins (Sr.)	529	57
9.	-	Bernie Finlay (Sr.)	522	60
9.	-	Tony Pinkins (Jr.)	522	56
11.	7.	Shawn Jamison (Jr.)	520	90
11.	7.	Steve Copp (Sr.)	520	76
13.	9.	•Tony Bland (Jr.)	519	02
10.	•Al Faux (Sr.)	494	02	
10.	Marty Dow (Sr.)	494	91	
12.	Tony Bland (Sr.)	493	03	
13.	•Aerick Sanders (Sr.)	482	04	
14.	Will Connelly (Jr.)	481	76	
15.	Will Connelly (So.)	479	75	
16.	Jason Richey (Jr.)	474	97	
17.	Kim Goetz (Jr.)	473	78	
18.	Steve Malovic (Sr.)	471	79	
19.	Zach Jones (Jr.)	462	81	
20.	Tony Ross (So.)	461	88	
21.	Tony Ross (Fr.)	455	87	
22.	Leonard Allen (Sr.)	453	85	
23.	Chris McCurray (Jr.)	452	72	
24.	Jimmy Harris (Sr.)	446	72	
25.	•Randy Holcomb (Jr.)	444	01	

nr.	•Brandon Heath (So.)	303	05	
nr.	•Marcus Slaughter (So.)	292	05	

Scoring Average

Rk	DI	Name (Class)	PPG	Yr.
1.	1.	Michael Cage (Sr.)	24.5	84
2.	2.	Anthony Watson (Sr.)	22.5	86
3.	-	Bob Brady (Jr.)	20.9	53
4.	3.	Kim Goetz (Sr.)	20.5	79
5.	-	Bernie Finlay (Sr.)	20.1	60
6.	-	Tony Pinkins (Sr.)	19.6	57
7.	4.	Michael Cage (Jr.)	19.5	83
8.	5.	Brandon Heath (So.)	18.9	05
9.	-	Bob Brady (Sr.)	18.7	54
10.	-	Von Jacobsen (So.)	18.4	69
11.	6.	Marcus Slaughter (So.)	18.3	05
		Carlus Groves (Sr.)	18.3	94
12.	-	Tony Pinkins (Jr.)	18.0	56
7.	Steve Copp (Sr.)	17.9	76	
8.	Will Connelly (So.)	17.7	75	
9.	Jason Richey (Jr.)	17.6	97	
10.	Anthony Watson (Jr.)	17.5	85	
11.	Steve Malovic (Sr.)	17.44	79	
12.	Jason Richey (Sr.)	17.36	98	
13.	Zach Jones (Jr.)	17.1	81	
14.	•Al Faux (Sr.)	17.0	02	
15.	Marty Dow (Sr.)	17.0	91	
16.	•Randy Holcomb (Sr.)	16.91	02	
17.	Kim Goetz (Jr.)	16.89	78	
18.	Shawn Jamison (Jr.)	16.8	90	
19.	Will Connelly (Jr.)	16.6	76	
20.	•Tony Bland (Sr.)	16.4	03	
21.	Tony Ross (Fr.)	16.3	87	
22.	Chris McCurray (Jr.)	16.14	72	
23.	•Aerick Sanders (Sr.)	16.07	04	
24.	Jimmy Harris (Sr.)	15.93	72	
25.	Tony Ross (So.)	15.90	88	
26.	•Randy Holcomb (Jr.)	15.86	01	

Rebounds

Rk	DI	Name (Class)	Rebounds	Yr.
1.	-	Al Skalecky (Jr.)	394	67
2.	-	Al Skalecky (So.)	356	66
3.	1.	Michael Cage (Fr.)	355	81
4.	2.	Michael Cage (Jr.)	354	83
5.	3.	Michael Cage (Sr.)	352	84
6.	4.	Chris McMurray (Jr.)	350	72
7.	-	Tony Pinkins (Jr.)	346	56
8.	-	Al Skalecky (Sr.)	340	68
9.	5.	•Randy Holcomb (Sr.)	296	02
10.	6.	•Aerick Sanders (Sr.)	295	04
11.	-	Eric Martensen (Jr.)	278	69
12.	-	Larry Meek (So.)	277	63
7.	Marty Dow (Sr.)	274	91	
8.	Steve Malovic (Sr.)	265	79	
9.	Will Connelly (Jr.)	258	76	
10.	Joel Kramer (Jr.)	257	77	
11.	Michael Cage (So.)	256	82	
12.	Joel Kramer (Sr.)	255	78	
13.	Leonard Allen (Sr.)	252	85	
14.	Steve Copp (Sr.)	248	76	
14.	Will Connelly (So.)	248	75	
16.	Steve Copp (Jr.)	247	75	
17.	Eddy Gordon (Fr.)	239	80	
18.	Joe McNaull (Jr.)	238	93	
19.	Gerald Murray (Jr.)	238	87	
20.	Roy Kruiswyk (Sr.)	235	98	
20.	Larry Jones (Jr.)	235	72	
22.	Mitch McMullen (Sr.)	230	89	
23.	Rodney Hawkins (Sr.)	229	88	
24.	•Aerick Sanders (Jr.)	228	03	
25.	Gary Schneider (Sr.)	220	71	

nr.	•Marcus Slaughter (So.)	143	05	

Rebound Average

Rk	DI	Name (Class)	RPGYear	
1.	-	Al Skalecky (So.)	13.7	66
2.	-	Al Skalecky (Jr.)	13.6	67
3.	1.	Michael Cage (Fr.)	13.1	81
4.	2.	Michael Cage (Jr.)	12.64	83
5.	-	Al Skalecky (Sr.)	12.59	68
6.	3.	Michael Cage (Sr.)	12.57	84
7.	4.	Chris McMurray (Jr.)	12.50	72
8.	-	Tony Pinkins (Jr.)	11.9	56
9.	-	Larry Meek (Sr.)	10.68	65
10.	-	Larry Meek (So.)	10.65	63
5.	Chris McMurray (Sr.)	10.1	73	
6.	•Aerick Sanders (Sr.)	9.83	04	
7.	Steve Malovic (Sr.)	9.81	79	
8.	Marty Dow (Sr.)	9.4	91	
9.	Will Connelly (So.)	9.19	75	
10.	Joel Kramer (Jr.)	9.18	77	
11.	Steve Copp (Jr.)	9.15	75	
12.	Joel Krammer (Sr.)	9.11	78	
13.	•Randy Holcomb (Sr.)	9.0	02	
14.	•Marcus Slaughter (So.)	8.9	05	
	Will Connelly (Jr.)	8.90	76	
16.	Eddy Gordon (Fr.)	8.85	80	
17.	Michael Cage (So.)	8.83	82	
18.	Gary Schneider (Sr.)	8.80	71	
19.	Larry Jones (Jr.)	8.7	72	
20.	Steve Copp (Sr.)	8.6	76	
21.	Steffond Johnson (Sr.)	8.41	86	
22.	Roy Kruiswyk (Sr.)	8.39	98	
23.	Joe McNaull (Jr.)	8.2	93	
24.	Leonard Allen (Sr.)	8.1	85	
25.	Gerald Murray (Jr.)	7.933	87	
26.	Mitch McMullen (Sr.)	7.931	89	

Assists

<i>in existence since 1972-73 season</i>				
Rk	Name (Class)	Assists	Yr.	
1.	Tony Gwynn (Jr.)	221	80	
2.	Keith Smith (Jr.)	212	82	
3.	Dean Decker (Sr.)	176	78	
4.	•Wesley Stokes (Jr.)	175	04	
5.	Creon Dorsey (Jr.)	171	85	
6.	Tony Gwynn (Sr.)	164	81	
7.	Ray Leary (Sr.)	163	76	
8.	Tony Gwynn (So.)	153	79	
9.	Raymond King (Fr.)	150	96	
10.	Bryan Williams (Jr.)	148	88	
11.	Arthur Massey (Sr.)	139	91	
12.	Keith Smith (Sr.)	137	83	
13.	Jeff Konek (Jr.)	132	84	
14.	Dean Decker (Jr.)	131	77	
15.	Michael Best (Sr.)	125	90	
16.	•Deandre Moore (So.)	124	03	
16.	•Deandre Moore (Sr.)	122	01	
17.	Chad Nelson (Jr.)	122	96	
19.	Mike Dodd (Sr.)	121	79	
20.	Mike Delsman (Fr.)	120	74	
21.	Mike Delsman (Sr.)	118	77	
22.	Virgil Smith (Jr.)	113	92	
22.	Michael Best (Jr.)	113	89	
24.	•Tony Bland (Jr.)	112	02	
25.	Matt Watts (Jr.)	106	98	
25.	Jason Richey (Jr.)	106	97	
25.	Mike Dodd (Jr.)	106	78	

nr.	•Brandon Heath (So.)	62	05	

Assist Average

<i>in existence since 1972-73 season</i>			
Rk	Name (Class)	APGYear	
1.	Tony Gwynn (Jr.)	8.2	80
2.	Keith Smith (Jr.)	7.3	82
3.	Tony Gwynn (Sr.)	6.31	81
4.	Dean Decker (Sr.)	6.28	78
5.	•Wesley Stokes (Jr.)	5.8	04
6.	Keith Smith (Sr.)	5.71	83
7.	Tony Gwynn (So.)	5.67	79
8.	Ray Leary (Sr.)	5.6	76
9.	Creon Dorsey (Jr.)	5.5	85
10.	Bryan Williams (Jr.)	5.8	88

Field Goals

Rk	DI	Name (Class)	FG Yr.	
1.	1.	Michael Cage (Sr.)	250	84
2.	2.	Anthony Watson (Sr.)	246	86
3.	3.	Kim Goetz (Sr.)	229	79
4.	4.	Anthony Watson (Jr.)	222	85
5.	5.	•Randy Holcomb (Sr.)	220	02
6.	6.	Marty Dow (Sr.)	207	91
6.	6.	Steve Copp (Sr.)	207	76
8.	8.	Kim Goetz (Jr.)	206	78
9.	9.	Shawn Jamison (Jr.)	203	90
10.	10.	•Aerick Sanders (Sr.)	200	04
11.	11.	Will Connelly (So.)	196	75
12.	12.	Steve Malovic (Sr.)	192	79
13.	13.	Michael Cage (Jr.)	191	83
14.	14.	Will Connelly (Jr.)	187	76
15.	•Tony Bland (Jr.)	185	02	
16.	Zach Jones (Jr.)	183	81	
17.	•Tony Bland (Sr.)	180	03	
18.	Jimmy Harris (Sr.)	179	72	
19.	Chris McMurray (Jr.)	177	72	
20.	Brian Frishman (Sr.)	173	77	
21.	•Al Faux (Sr.)	171	02	
22.	•Randy Holcomb (Jr.)	163	01	
23.	Jimmy Wilkins (Sr.)	163	72	
24.	•Mike Mackell (Sr.)	162	03	

25.	Mike Dodd (Jr.)	161	78

nr.	•Brandon Heath (So.)	107	05
nr.	•Marcus Slaughter (So.)	100	05

Field Goal Attempts

DI	Name (Class)	FGA	Yr.
1.	Anthony Watson (Sr.)	520	86
2.	Anthony Watson (Jr.)	475	85
3.	Kim Goetz (Sr.)	451	79
4.	Michael Cage (Sr.)	445	84
5.	Chris McMurray (Jr.)	428	72
6.	•Randy Holcomb (Sr.)	426	02
7.	Steve Copp (Sr.)	417	76
8.	•Tony Bland (Jr.)	416	02
9.	Jimmy Harris (Sr.)	413	72
10.	Will Connelly (So.)	410	75
11.	Kim Goetz (Jr.)	401	78
12.	Will Connelly (Jr.)	397	76
13.	•Tony Bland (Sr.)	392	03
14.	Zach Jones (Jr.)	387	81
15.	•Randy Holcomb (Jr.)	386	01
16.	Matt Watts (Jr.)	381	98
17.	Brian Fishman (Sr.)	379	77
18.	•Brandon Heath (Fr.)	368	04
19.	Marc Carter (Sr.)	366	95
20.	•Al Faux (Sr.)	364	02
20.	Jason Richey (Jr.)	364	97
20.	Tony Ross (Fr.)	364	87
23.	Marty Dow (Sr.)	362	91
24.	•Aerick Sanders (Sr.)	361	04
24.	Shawn Jamison (Jr.)	361	90

nr.	•Brandon Heath (So.)	245	05
nr.	•Marcus Slaughter (So.)	219	05

Field Goal Percentage

<i>min. 5 FGA per game</i>				
Rk	DI	Name (Class)	Pct. Yr.	
1.	-	Danny Newport (Fr.)	79.9	54
2.	1.	Leon Carter (Sr.)	60.5	96
3.	2.	Leonard Allen (Sr.)	60.1	85
4.	3.	Kevin Betts (Sr.)	59.8	98
5.	4.	Mitch McMullen (Sr.)	58.0	89
6.	5.	Joe McNaull (So.)	57.9	92
7.	6.	Von Jacobsen (Sr.)	57.3	71
8.	7.	Marty Dow (Sr.)	57.2	91
9.	8.	Michael Cage (Jr.)	57.0	83
10.	9.	Kevin Betts (Jr.)	56.9	97
11.	10.	Shawn Jamison (Jr.)	56.23	90
12.	11.	Leonard Allen (So.)	56.20	83
12.	12.	Michael Cage (Sr.)	56.18	84
13.	Steve Malovic (Jr.)	56.0	78	
14.	Michael Kennedy (Sr.)	55.93	85	
15.	Leonard Allen (Jr.)	55.88	84	
16.	Roy Kruiswyk (Sr.)	55.84	98	
17.	Michael Cage (Fr.)	55.83	81	
18.	•Aerick Sanders (Sr.)	55.4	04	
19.	•Myron Epps (Jr.)	54.88	01	
20.	Steve Malovic (Sr.)	54.86	79	
21.	Rodney Hawkins (Sr.)	54.80	88	
22.	Mike Dodd (Jr.)	54.76	78	
23.	•Mike Mackell (Sr.)	54.5	03	
24.	Mitch McMullen (Jr.)	54.2	88	
25.	Gerald Murray (Jr.)	53.8	87	

Three-Point Field Goals

<i>in existence since 1986-87 season</i>			
Rk	Name (Class)	3FGs	Yr.
1.	Tony Ross (Fr.)	104	87
2.	Tony Ross (So.)	100	88
3.	Jason Richey (Sr.)	72	98
4.	•Al Faux (Sr.)	66	02

SDSU Single-Season Records (cont.)

5.	Tony Ross (Jr.)	66	89
6.	Jason Richey (Jr.)	64	97
7.	Michael Best (Sr.)	56	90
8.	Josko Visnjic (Jr.)	55	98
9.	Michael Best (Jr.)	51	89
10.	Derric Croft (Jr.)	49	94
11.	•Brandon Heath (Fr.)	48	04
12.	•Steve Sir (Fr.)	46	03
13.	Tony Clark (So.)	42	92
14.	•Wesley Stokes (Jr.)	41	04
14.	•Deandre Moore (Sr.)	41	03
16.	•Al Faux (Jr.)	40	01
16.	Chad Nelson (Jr.)	40	96
16.	Darryl Gaines (So.)	40	87
19.	David Abramowitz (So.)	39	00
19.	Arthur Massey (Sr.)	39	91
19.	Josh Lowery (So.)	39	87
22.	•Karlo Kovacic (Jr.)	38	01
23.	Paul Jarrett (Sr.)	37	96
24.	Matt Watts (Jr.)	35	98
25.	Donte Wilson (Jr.)	34	99
25.	Chad Nelson (Sr.)	34	97

nr.	•Brandon Heath (So.)	29	05
nr.	•John Sharper (Jr.)	24	05

Three-Point Field Goal Att.

<i>in existence since 1986-87 season</i>			
Rk	Name (Class)	3FGA	Yr.
1.	Tony Ross (Fr.)	223	87
2.	Tony Ross (So.)	213	88
3.	Jason Richey (Sr.)	202	98
4.	Josko Visnjic (Jr.)	179	98
4.	Jason Richey (Jr.)	179	97
6.	Michael Best (Sr.)	173	90
7.	•Al Faux (Sr.)	161	02
8.	•Brandon Heath (Fr.)	160	04
9.	Tony Ross (Jr.)	153	89
10.	Derric Croft (Jr.)	152	94
11.	•Wesley Stokes (Jr.)	138	04
12.	Arthur Massey (Sr.)	135	91
13.	Matt Watts (Jr.)	134	98
14.	Josh Lowery (So.)	133	87
15.	Tony Clark (So.)	119	92
15.	Michael Best (Jr.)	119	89
17.	•David Abramowitz (So.)	115	00
18.	Darryl Gaines (So.)	115	87
19.	•Steve Sir (Fr.)	114	03
20.	Chad Nelson (Jr.)	112	96
21.	Donte Wilson (Jr.)	109	99
22.	•Deandre Moore (Sr.)	107	03
23.	•Karlo Kovacic (Jr.)	104	01
24.	Matt Watts (Sr.)	103	99
24.	Chad Nelson (Sr.)	103	97
24.	Berry Randle (Jr.)	103	95

nr.	•Brandon Heath (So.)	84	05

Three-Point Field Goal Pct.

<i>min 20 3FGs; in existence since 1986-87 season</i>			
Rk	Name (Class)	Pct.	Yr.
1.	Jason Hamilton (Fr.)	50.0	93
2.	Tony Ross (So.)	46.9	88
3.	Chad Nelson (Fr.)	46.7	94
4.	Tony Ross (Fr.)	46.6	87
5.	Tony Ross (Jr.)	43.1	89
6.	Michael Best (Jr.)	42.9	89
7.	•Al Faux (Jr.)	42.1	01
8.	•Al Faux (Sr.)	41.0	02
9.	Brady Trenkle (So.)	40.8	97
10.	•Steve Sir (Fr.)	40.4	03
11.	•John Sharper (So.)	40.0	04
12.	•Deandre Moore (Jr.)	39.0	02
13.	Paul Jarrett (Sr.)	36.63	96

14.	•David Abramowitz (Jr.)	36.59	01
15.	•Karlo Kovacic (Jr.)	36.5	01
16.	Chris Walters (Sr.)	35.82	94
17.	•Tony Bland (Jr.)	35.80	02
17.	•John Sharper (Jr.)	35.8	05
18.	Jason Richey (Jr.)	35.75	97
19.	•Chris Manker (Jr.)	35.7	04
20.	Chad Nelson (Jr.)	35.7	96
21.	Jason Richey (Sr.)	35.6	98
22.	Tony Clark (So.)	35.3	92
23.	Chad Nelson (So.)	35.1	95
24.	Berry Randle (Sr.)	35.0	96
25.	•Chris Walton (Jr.)	34.8	04
26.	•Tommy Johnson (So.)	34.8	03

Free Throws

Rk	DI	Name (Class)	FT	Yr.
1.	-	Bob Brady (Jr.)	213	53
2.	1.	Michael Cage (Sr.)	186	84
2.	-	Bernie Finlay (Sr.)	186	60
4.	-	Tony Pinkins (So.)	170	55
5.	2.	Michael Cage (Jr.)	165	83
5.	-	Tony Pinkins (Sr.)	165	57
7.	-	Tony Pinkins (Jr.)	150	56
8.	-	Bob Brady (Sr.)	145	54
9.	3.	Chad Nelson (Sr.)	142	97
10.	4.	Anthony Watson (Sr.)	138	86
5.	5.	Leonard Allen (Sr.)	137	85
6.	John Martens (Sr.)	130	86	
7.	Jason Richey (Jr.)	122	97	
7.	Chad Nelson (So.)	122	95	
9.	•Tony Bland (Jr.)	120	02	
10.	Shawn Jamison (Jr.)	114	90	
11.	•Tony Bland (Sr.)	113	03	
12.	•Mike Mackell (Sr.)	108	03	
13.	Courtie Miller (Jr.)	107	93	
13.	Will Connelly (Jr.)	107	76	
15.	•Randy Holcomb (Sr.)	106	02	
15.	Steve Copp (Sr.)	106	76	
17.	•Myron Epps (So.)	104	00	
17.	Mitch McMullen (Sr.)	104	89	
19.	Mitch McMullen (Jr.)	103	88	
20.	Kevin Betts (Sr.)	102	98	
21.	Jeff Pete (Jr.)	101	72	
22.	Anthony Watson (Jr.)	100	85	
23.	Keith Smith (Jr.)	100	82	
24.	•Randy Holcomb (Jr.)	99	01	
25.	Leon Carter	98	96	
25.	Chris McMurray	98	72	

nr.	•Marcus Slaughter (So.)	83	05	

Free Throw Attempts

DI	Name (Class)	FTA	Yr.
1.	Michael Cage (Sr.)	251	84
2.	Shawn Jamison (Jr.)	232	90
3.	Michael Cage (Jr.)	221	83
4.	Leonard Allen (Sr.)	204	85
5.	John Martens (Sr.)	183	86
6.	Anthony Watson (Sr.)	182	86
7.	Mitch McMullen (Jr.)	181	88
8.	Mitch McMullen (Sr.)	175	89
9.	•Myron Epps (So.)	172	00
10.	•Tony Bland (Sr.)	171	03
11.	•Tony Bland (Jr.)	169	04
12.	•Randy Holcomb (Sr.)	167	02
13.	Chad Nelson (Sr.)	166	97
14.	•Mike Mackell (Sr.)	164	03
15.	Steve Copp (Sr.)	160	76
16.	Jason Richey (Jr.)	159	97
17.	Will Connelly (So.)	159	75
18.	Chad Nelson (So.)	157	95
19.	Will Connelly (Jr.)	153	76
20.	Jeff Pete (Jr.)	149	72

21.	Keith Smith (Jr.)	148	82
22.	Myron Epps (So.)	147	99
23.	•Randy Holcomb (Jr.)	145	01
24.	Roy Kruiiswyk (Sr.)	140	98
24.	Carlus Groves (Sr.)	140	94

nr.	•Marcus Slaughter (So.)	122	05

Free Throw Percentage

<i>min. 3 FTA per game</i>			
Rk	DI	Name (Class)	Pct. Yr.
1.	1.	Kim Goetz (Sr.)	90.2 79
3.	3.	Jason Richey (Sr.)	85.7 98
4.	4.	Chad Nelson (Sr.)	85.5 97
5.	5.	Gary Schneider (Sr.)	85.2 71
6.	6.	Steve Malovic (Sr.)	83.7 79
7.	-	Mike Spilger (Sr.)	83.3 70
8.	Bob Brady (Sr.)	83.3	54
9.	-	Bernie Finlay (So.)	82.6 59
10.	7.	Courtie Miller (Jr.)	81.7 93
11.	8.	Mark Delsman (Sr.)	81.3 77
9.	•Brandon Heath (So.)	81.1	05
9.	9.	Courtie Miller (Sr.)	81.1 94
9.	9.	Steve Malovic (Jr.)	81.1 78
9.	9.	Steve Malovic (Sr.)	81.1 78
12.	Chad Nelson (Jr.)	79.8	96
13.	Tony Gwynn (Jr.)	79.0	80
14.	Jimmy Wilkins (Jr.)	78.5	71
15.	Chris McMurray (Jr.)	78.4	72
16.	Anthony Watson (Jr.)	78.1	85
17.	Pete Geoff (Sr.)	78.1	73
18.	Joel Krammer (Sr.)	77.9	78
19.	Leon Carter (Sr.)	77.8	96
20.	Chad Nelson (So.)	77.7	95
21.	Jeff Pete (So.)	77.7	71
22.	Arthur Massey (Sr.)	77.5	91
23.	Jimmy Harris (Sr.)	77.2	72
24.	Jason Richey (Jr.)	76.7	97
25.	Marty Dow (Jr.)	76.0	90
26.	Anthony Watson (Sr.)	75.8	86

Blocks

<i>in existence since 1978-79 season</i>			
Rk	Name (Class)	Blocks	Yr.
1.	Leonard Allen (Sr.)	82	85
2.	Michael Cage (Sr.)	47	84
3.	Marty Dow (Sr.)	46	91
3.	Leonard Allen (Jr.)	46	84
5.	Leonard Allen (Fr.)	45	82
6.	Eddy Gordon (Fr.)	43	80
7.	Joe McNaull (Jr.)	41	93
7.	Joe McNaull (So.)	41	92
9.	Leonard Allen (So.)	41	83
10.	•Aerick Sanders (Sr.)	36	04

nr.	•Marcus Slaughter (So.)	20	05

Steals

<i>in existence since 1978-79 season</i>			
Rk	Name (Class)	Steals	Yr.
1.	Anthony Watson (Jr.)	74	85
2.	Matt Watts (Sr.)	65	99
2.	Michael Best (Sr.)	65	90
4.	Raymond King (Fr.)	63	96
4.	Creon Dorsey (Jr.)	63	85
6.	Matt Watts (Jr.)	61	98
6.	Michael Best (Jr.)	61	89
8.	Tony Gwynn (So.)	59	79
9.	Chad Nelson (Sr.)	58	97
10.	Jason Hamilton (Fr.)	55	93
10.	Anthony Watson (Sr.)	55	86

nr.	Brandon Heath (So.)	35	05
nr.	Marcus Slaughter (So.)	23	05

Minutes Played

<i>since 1978-79 season</i>			
Rk	Name (Class)	Min.	Yr.
1.	•Tony Bland (Jr.)	1,140	02
2.	Michael Cage (Sr.)	1,085	84
3.	Shawn Jamison (Jr.)	1,082	90
4.	Michael Cage (So.)	1,076	82
5.	Michael Cage (Jr.)	1,070	83
6.	•Randy Holcomb (Sr.)	1,067	02
7.	Chad Nelson (So.)	1,044	95
8.	•Tony Bland (Sr.)	1,042	03
9.	Michael Cage (Fr.)	1,031	81
10.	Marty Dow (Sr.)	1,030	91
11.	•Aerick Sanders (Sr.)	1,025	04
12.	Chad Nelson (Jr.)	1,019	96
13.	Rodney Hawkins (Sr.)	1,017	88
14.	Raymond King (Jr.)	1,016	96
15.	•Wesley Stokes (Jr.)	1,014	04
16.	Bryan Williams (Jr.)	1,000	88
16.	Leonard Allen (Sr.)	1,000	85
18.	Matt Watts (Jr.)	997	98
19.	Roy Kruiiswyk (Sr.)	993	98
20.	Tony Ross (So.)	987	88
21.	Arthur Massey (Sr.)	974	91
22.	Derric Croft (Jr.)	971	94
22.	Anthony Watson (Jr.)	971	85
24.	Anthony Watson (Sr.)	965	86
25.	Steve Malovic (Jr.)	958	79

nr.	•Marcus Slaughter (So.)	558	05
nr.	•Brandon Heath (So.)	540	05

Efficiency Average

<i>since 1978-79 season</i>			
Rk	Name (Class)	EPG	Yr.
1.	Michael Cage (Sr.)	29.29	84
2.	Michael Cage (Jr.)	25.61	83
3.	Steve Malovic (Sr.)	22.96	79
4.	•Aerick Sanders (Sr.)	21.13	04
5.	Marty Dow (Sr.)	20.31	91
6.	Michael Cage (Fr.)	19.89	81
7.	Leonard Allen (Sr.)	18.84	85
8.	Anthony Watson (Sr.)	18.82	86
9.	•Marcus Slaughter (So.)	18.23	05
10.	Kim Goetz (Sr.)	18.23	79
11.	•Randy Holcomb (Sr.)	17.70	02
12.	Leon Carter (Sr.)	17.38	96
13.	Rodney Hawkins (Sr.)	17.34	88
14.	Eddy Gordon (Fr.)	16.78	80
15.	Joe McNaull (So.)	15.93	92
16.	Michael Cage (So.)	15.86	82
17.	Carlus Groves (Sr.)	15.68	94
18.	Mitch McMullen (Sr.)	15.52	89
19.	Arthur Massey (Sr.)	15.46	91
20.	Paul Jarrett (Sr.)	15.31	96
21.	Jason Richey (Jr.)	15.11	97
22.	Brandon Heath (So.)	15.08	05
23.	Anthony Watson (Jr.)	15.00	85
24.	Chad Nelson (Sr.)	14.85	97
25.	Tony Gwynn (Jr.)	14.52	80
26.	Kevin Betts (Sr.)	14.32	98
27.	Shawn Jamison (Jr.)	14.23	90

SDSU Career Records

Points

Rk	DI	Name, Years	Points
1.	1.	Michael Cage, 81-82-83-84	1,846
2.	2.	Anthony Watson, 83-84-85-86	1,735
3.	-	Tony Pinkins, 55-56-57	1,475
4.	-	Bob Brady, 52-53-54	1,389
5.	3.	Steve Copp, 73-74-75-76	1,307
6.	-	Al Skalecky, 66-67-68	1,271
7.	4.	Tony Ross, 87-88-89	1,259
8.	5.	Chad Nelson, 94-95-96-97	1,225
9.	6.	Will Connelly, 75-76-77	1,188
9.	-	Von Jacobsen, 69-70-71	1,188
11.	-	Bernie Finlay, 58-59-60	1,110
12.	7.	•Myron Epps, 99-00-01-02	1,090
13.	8.	Eddie Morris, 80-81-82-83	1,089
14.	-	Danny Newport, 54-55-56	1,048
15.	-	Milton Phelps, 39-40-41	1,043
16.	-	Dave Miller, 66-67-68	1,034
17.	9.	Leonard Allen, 82-83-84-85	1,019
18.	10.	•Tony Bland, 02-03	1,012
19.	11.	Kim Goetz, 78-79	1,005
20.	12.	•Randy Holcomb, 01-02	1,002
13.	13.	Joel Kramer, 74-76-77-78	949
14.	14.	Mike Dodd, 76-77-78-79	928
15.	15.	Tony Gwynn, 78-79-80-81	925
16.	16.	Jason Richey, 97-98	908
17.	17.	Courtie Miller, 90-91-92-93-94	891
18.	18.	Joe McNaull, 91-92-93	843
19.	19.	Steve Malovic, 78-79	838
20.	20.	Eddy Gordon, 80-81-82-83	807
21.	21.	•Aerick Sanders, 01-02-03-04	806
22.	22.	Jimmy Harris, 71-72	800
23.	23.	Mitch McMullen, 88-89	799
24.	24.	Zach Jones, 81-82	794
25.	25.	•Al Faux, 01-02	794

nr.	•	Brandon Heath, 04-05	716
nr.	•	Marcus Slaughter, 04-05	529
nr.	•	Chris Walton, 01-02-04-05	485

Scoring Average

Rk	DI	Name, Years	PPG
1.	-	Bob Brady, 52-53-54	18.8
2.	1.	Kim Goetz, 78-79	18.6
3.	-	Tony Pinkins, 55-56-57	18.1
4.	2.	Jason Richey, 97-98	17.5
5.	3.	Michael Cage, 81-82-83-84	16.5
6.	4.	•Randy Holcomb, 01-02	16.4
7.	5.	•Tony Bland, 02-03	16.1
8.	6.	Anthony Watson, 83-84-85-86	15.8
9.	7.	•Brandon Heath, 04-05	15.6
10.	-	Al Skalecky, 66-67-68	15.5
11.	-	Von Jacobsen, 69-70-71	15.4
12.	8.	Chris McMurray, 72-73	15.238
13.	9.	Steve Malovic, 78-79	15.236
13.	-	Bernie Finlay, 58-59-60	15.205
15.	-	Dick Maureau, 61-62	15.1
16.	10.	Marty Dow, 90-91	14.9
17.	11.	Jimmy Harris, 71-72	14.814
18.	12.	Tony Ross, 87-88-89	14.812
19.	13.	Zack Jones, 81-82	14.7
20.	14.	Will Connelly, 75-76-77	14.5
21.	-	Bob Lundgren, 67-68	14.3
22.	15.	Steve Copp, 73-74-75-76	14.1
16.	•	Al Faux, 01-02	13.84
17.	17.	Mitch McMullen, 88-89	13.78
18.	18.	Matt Watts, 98-99	13.7
19.	19.	Marc Carter, 94-95	12.70
20.	20.	Presnell Gilbert, 77-78-79	12.68
21.	21.	Jimmy Wilkins, 71-72	12.6

Rebounds

Rk	DI	Name, Years	Rebounds
1.	1.	Michael Cage, 81-82-83-84	1,317
2.	-	Al Skalecky, 66-67-68	1,090
3.	-	Larry Meek, 63-64-65	764
4.	2.	Steve Copp, 73-74-75-76	737
5.	3.	Leonard Allen, 82-83-84-85	724
6.	4.	Joel Kramer, 74-76-77-79	711
7.	5.	•Aerick Sanders, 01-02-03-04	686
8.	-	Noel Mickelsen, 54-55-56	642
9.	6.	Will Connelly, 75-76-77	641
10.	7.	Eddy Gordon, 80-81-82-83	631
11.	-	Tony Pinkins, 55-56-57	604
8.	8.	Joe McNaull, 91-92-93	572
9.	9.	•Marcelo Correa, 97-98-99-00-01	522
10.	10.	•Myron Epps, 99-00-01-02	508
11.	11.	Chris McMurray, 72-73	492
12.	12.	Steve Malovic, 78-79	484
13.	•	Randy Holcomb, 01-02	481
14.	14.	Allen Bunting, 74-75-76	456
15.	15.	Larry Jones, 72-73	420
16.	16.	Marty Dow, 90-91	415
17.	17.	Rodney Hawkins, 86-87-88	413
18.	18.	Mitch McMullen, 88-89	408
19.	19.	Leon Carter, 95-96	395
20.	20.	John Martens, 83-84-85-86	372
21.	21.	Chad Nelson, 94-95-96-97	370
22.	22.	Anthony Watson, 83-84-85-86	362
23.	23.	John Anderson, 73-74	354
24.	24.	Roy Krusiwyk, 97-98	346
25.	25.	Marc Carter, 94-95	344

nr.	•	Marcus Slaughter, 04-05	347
nr.	•	Chris Walton, 01-02-04-05	344
nr.	•	Tommy Johnson, 02-03-04-05	159
nr.	•	Chris Manker, 04-05	155

Rebound Average

Rk	DI	Name, Years	RPG
1.	-	Al Skalecky, 66-67-68	13.3
1.	1.	Michael Cage, 81-82-83-84	11.8
2.	2.	Steve Malovic, 78-79	8.8
3.	3.	Marty Dow, 90-91	8.0
4.	4.	Steve Copp, 73-74-75-76	7.9247
5.	5.	Larry Jones, 72-73	7.9245
6.	•	Randy Holcomb, 01-02	7.88
7.	7.	Will Connelly, 75-76-77	7.8
8.	8.	Joel Kramer, 74-76-77-78	7.2
9.	9.	Mitch McMullen, 88-89	7.0
10.	10.	Leon Carter, 95-96	6.9
11.	11.	John Anderson, 73-74	6.8
12.	12.	Joe McNaull, 91-92-93	6.7
13.	•	Aerick Sanders, 01-02-03-04	6.294
14.	14.	Roy Krusiwyk, 97-98	6.290
15.	15.	Leonard Allen, 82-83-84-85	6.24
16.	16.	Marc Carter, 94-95	6.1
17.	17.	Rodney Hawkins, 86-87-88	5.900
18.	18.	Eddy Gordon, 80-81-82-83	5.897
19.	19.	Kevin Betts, 97-98	5.89
20.	20.	Allen Bunting, 74-75-76	5.8

Assists

Rk	Name, Years	Assists
1.	Tony Gwynn, 78-79-80-81	590
2.	Chad Nelson, 94-95-96-97	412
3.	Mark Delsman, 74-75-76-77	376
4.	Anthony Watson, 83-84-85-86	356
5.	Keith Smith, 82-83	349
6.	•Deandre Moore, 01-02-03	339
7.	Dean Decker, 77-78	307
8.	Ray Leary, 74-75-76	279
9.	Mike Dodd, 76-77-78-79	271
10.	Creon Dorsey, 85-86	263

11.	Bryan Williams, 88-89	243
12.	Michael Best, 89-90	238
13.	•Tony Bland, 02-03	213
14.	Arthur Massey, 90-91	212
15.	Jeff Konek, 85	211
16.	•David Abramowitz, 99-00-01	189
17.	Jason Richey, 97-98	184
17.	Gary Earle, 74-75-76	184
19.	•Wesley Stokes, 04	176
20.	Steve Copp, 73-74-75-76	171
21.	Matt Watts, 98-99	166
22.	Joel Kramer, 74-76-77-78	162
23.	Ray Barefield, 91-92-93	159
24.	Tracy Dildy, 86-87	155
25.	Raymond King, 96	150
26.	•Chris Walton, 01-02-04-05	146

nr.	•Brandon Heath, 02-03-04-05	115
nr.	•John Sharper, 03-04-05	66

Assist Average

Rk	Name, Years	APG
1.	Keith Smith, 82-83	6.6
2.	Tony Gwynn, 78-79-80-81	5.51
3.	Dean Decker, 77-78	5.48
4.	Creon Dorsey, 85-86	4.5
5.	Michael Best, 89-90	4.3
6.	•Deandre Moore, 01-02-03	3.9
7.	Jeff Konek, 85	3.702
8.	Chad Nelson, 94-95-96-97	3.679
9.	Ray Leary, 74-75-76	3.671
10.	Arthur Massey, 90-91	3.59

Field Goals

Rk	DI	Name, Years	FG
1.	1.	Anthony Watson, 83-84-85-86	702
2.	2.	Michael Cage, 81-82-83-84	679
3.	3.	Steve Copp, 73-74-75-76	507
4.	-	Tony Pinkins, 55-56-57	495
5.	4.	Eddie Morris, 80-81-82-83	483
6.	-	Al Skalecky, 66-67-68	481
7.	5.	Will Connelly, 75-76-77	477
8.	-	Bob Brady, 52-53-54	461
9.	6.	Von Jacobsen, 69-70-71	457
10.	7.	Kim Goetz, 78-79	435
8.	8.	Tony Ross, 87-88-89	413
9.	•	Myron Epps, 99-00-01-02	407
10.	Joel Kramer, 74-76-77-78	406	
11.	Leonard Allen, 82-83-84-85	396	
12.	Mike Dodd, 76-77-78-79	392	
13.	•Randy Holcomb, 01-02	383	
14.	•	Tony Bland, 02-03	365
15.	Chad Nelson, 94-95-96-97	344	
16.	Eddy Gordon, 80-81-82-83	343	
17.	Tony Gwynn, 78-79-80-81	340	
18.	Steve Malovic, 78-79	337	
19.	•Aerick Sanders, 01-02-03-04	334	
20.	Joe McNaull, 91-92-93	333	

nr.	•	Brandon Heath, 04-05	251
nr.	•	Chris Walton, 01-02-04-05	189
nr.	•	Marcus Slaughter, 04-05	187
nr.	•	Tommy Johnson, 02-03-04-05	116

Field Goal Attempts

Rk	DI	Name, Years	FGA
1.	1.	Anthony Watson, 83-84-85-86	1,576
2.	2.	Michael Cage, 81-82-83-84	1,238
3.	3.	Steve Copp, 73-74-75-76	1,126
4.	4.	Eddie Morris, 80-81-82-83	1,098
5.	5.	Will Connelly, 75-76-77	1,020
6.	6.	Tony Ross, 87-88-89	933
7.	7.	Kim Goetz, 78-79	852
8.	8.	Chad Nelson, 84-85-86-87	814

9.	•	Randy Holcomb, 01-02	812
10.	•	Tony Bland, 02-03	808
11.	•	Myron Epps, 99-00-01-02	803
12.	Joel Kramer, 74-76-77-78	779	
13.	Mike Dodd, 76-77-78-79	758	
14.	Matt Watts, 98-99	731	
15.	Jason Richey, 97-98	724	
16.	Eddy Gordon, 80-81-82-83	722	
17.	Tony Gwynn, 78-79-80-81	716	
18.	Jimmy Harris, 71-72	710	
19.	Berry Randle, 93-94-95-96	696	
20.	Leonard Allen, 82-83-84-85	692	

nr.	•	Brandon Heath, 04-05	613
nr.	•	Chris Walton, 01-02-04-05	444
nr.	•	Marcus Slaughter, 04-05	403
nr.	•	Tommy Johnson, 02-03-04-05	301

Field Goal Percentage

Rk	DI	Name, Years	FG Pct
1.	1.	Leonard Allen, 82-83-84-85	57.2
2.	2.	Mitch McMullen, 88-89	56.2
3.	3.	Marty Dow, 90-91	55.5
4.	4.	Steve Malovic, 78-79	55.3
5.	-	Danny Newport, 54-55-56	55.2
6.	5.	Michael Cage, 81-82-83-84	54.8
7.	6.	•Aerick Sanders, 01-02-03-04	54.0
8.	7.	•Mike Mackell, 02-03	53.6
9.	8.	Joe McNaull, 91-92-93	53.1
10.	9.	Joel Kramer, 74-76-77-78	52.1
11.	10.	Mike Dodd, 76-77-78-79	51.7
11.	11.	Kim Goetz, 78-79	51.1
12.	12.	Myron Epps, 99-00-01-02	50.7
13.	•	Marcelo Correa, 97-98-99-00-01	50.0
14.	13.	Jimmy Wilkins, 71-72	48.9
15.	14.	Zach Jones, 81-82	48.4
16.	15.	Eddy Gordon, 80-81-82-83	47.51
17.	16.	Tony Gwynn, 78-79-80-81	47.49
18.	•	Randy Holcomb, 01-02	47.2
19.	17.	Will Connelly, 75-76-77	46.8
20.	18.	Presnell Gilbert, 77-78-79	45.7

Three-Point Field Goals

Rk	Name, Years	3FG	
1.	Tony Ross, 87-88-89	270	
2.	Jason Richey, 97-98	136	
3.	Chad Nelson, 94-95-96-97	122	
4.	Michael Best, 89-90	107	
5.	•Al Faux, 01-02	106	
6.	•David Abramowitz, 99-00-01	98	
7.	•Deandre Moore, 01-02-03	84	
8.	•Brandon Heath, 04-05	77	
9.	Berry Randle, 93-94-95-96	76	
10.	•John Sharper, 03-04-05	68	
11.	Matt Watts, 98-99	65	
12.	•Donte Wilson, 99-00	56	
12.	Brady Trenkle, 95-97-99	56	
12.	Chris Walters, 93-94	56	
15.	Josko Visnjic, 98	55	
16.	Arthur Massey, 90-91	53	
•	Chris Manker, 03-04-05	53	
17.	Tony Clark, 92-93	52	
19.	•Tony Bland, 02-03	49	
	Derric Croft, 94	49	

nr.	•	Tommy Johnson, 02-03-04-05	39
nr.	•	Chris Walton, 01-02-04-05	28

Three-Point FG Atts.

Rk	Name, Years	3FGA
1.	Tony Ross, 87-88-89	589
2.	Jason Richey,	

SDSU Career Records (cont.)

3.	Chad Nelson, 94-95-96-97	337
4.	Michael Best, 89-90	292
5.	♦David Abramowitz, 99-00-01	284
6.	♦Al Faux, 01-02	256
7.	Berry Randle, 93-94-95-96	253
8.	♦Brandon Heath, 04-05	244
9.	♦Deandre Moore, 01-02-03	239
10.	Matt Watts, 98-99	237
11.	♦Donte Wilson, 99-00	180
12.	Josko Visnjic, 98	179
13.	Brady Trenkle, 95-97-99	176
14.	♦John Sharper, 03-04-05	174
15.	Arthur Massey, 90-91	173
16.	Chris Walters, 93-94	165
17.	♦Tony Bland, 02-03	153
	♦Chris Manker, 03-04-05	153
19.	Derric Croft, 94	152
	Tony Clark, 92-93	142
21.	♦Wesley Stokes, 04	138

nr.	♦Tommy Johnson, 02-03-04-05	125
nr.	♦Chris Walton, 01-02-04-05	98

Three-Point FG Pct.

minimum 40 career three-point field goals

Rk	Name, Years	3FG Pct.
1.	Tony Ross, 87-88-89	45.8
2.	♦Al Faux, 01-02	41.4
3.	♦Steve Sir, 03-04	39.8
4.	♦John Sharper, 03-04-05	39.1
5.	Michael Best, 89-90	36.64
6.	Tony Clark, 92-99	36.62
7.	Chad Nelson, 94-95-96-97	36.2
8.	Jason Richey, 97-98	35.7
9.	♦Deandre Moore, 01-02-03	35.1
10.	Darryl Gaines, 86-87	34.8
11.	♦Karlo Kovacic, 01-02	34.6
12.	♦David Abramowitz, 99-00-01	34.5
13.	Chris Walters, 93-94	33.9
14.	Derric Croft, 94	32.2
15.	Courtie Miller, 90-91-92-93-94	32.0

nr.	♦Brandon Heath, 04-05	31.6
nr.	♦Tommy Johnson, 02-03-04-05	31.2

Free Throws

Rk	DI	Name, Years	FTM
1.	1.	Michael Cage, 81-82-83-84	488
2.	-	Tony Pinkins, 55-56-57	485
3.	-	Bob Brady, 52-53-54	467
4.	2.	Chad Nelson, 94-95-96-97	415
5.	-	Bernie Finlay, 58-59-60	352
6.	3.	Anthony Watson, 83-84-85-86	331
7.	-	Al Skalecky, 66-67-68	309
8.	4.	Courtie Miller, 90-91-92-93-94	302
9.	5.	Steve Copp, 73-74-75-76	293
10.	-	Danny Newport, 54-55-56	290
	6.	Myron Epps, 99-00-01-02	274
	7.	Tony Gwynn, 78-79-80-81	245
	8.	Will Connelly, 75-76-77	234
	9.	♦Tony Bland, 02-03	233
	10.	Leonard Allen, 82-83-84-85	227
	11.	Jason Richey, 97-98	218
	12.	♦Marcelo Correa, 97-98-99-00-01	215
	13.	Mitch McMullen, 88-89	207
	14.	♦Randy Holcomb, 01-02	205
	15.	John Martens, 83-84-85-86	201
	16.	♦Mike Mackell, 02-03	199
	17.	Bery Randle, 93-94-95-96	194
	18.	Jeff Pete, 71-72	181
	19.	Joe McNaull, 91-92-93	177
	20.	Steve Malovic, 77-78	164

nr.		♦Marcus Slaughter, 04-05	138
nr.		♦Brandon Heath, 04-05	137
nr.		♦Chris Walton, 01-02-04-05	79

Free Throws Attempted

DI	Name, Years	FTA
1.	Michael Cage, 81-82-83-84	667
2.	Chad Nelson, 94-95-96-97	519
3.	♦Myron Epps, 99-00-01-02	466
4.	Anthony Watson, 83-84-85-86	446
5.	Steve Copp, 73-74-75-76	439
6.	Courtie Miller, 90-91-92-93-94	398
7.	Will Connelly, 75-76-77	376
8.	Leonard Allen, 82-83-84-85	369
9.	Mitch McMullen, 88-89	356
10.	♦Tony Bland, 02-03	340
11.	Tony Gwynn, 78-79-80-81	334
12.	♦Marcelo Correa, 97-98-99-00-01	324
13.	Berry Randle, 93-94-95-96	314
14.	♦Randy Holcomb, 01-02	312
15.	Joe McNaull, 91-92-93	300
16.	♦Mike Mackell, 02-03	289
17.	John Martens, 83-84-85-86	285
18.	Jason Richey, 97-98	271
19.	Eddy Gordon, 80-81-82-83	255
20.	Jeff Pete, 71-72	252

nr.	♦Marcus Slaughter, 04-05	198
nr.	♦Brandon Heath, 04-05	184
nr.	♦Chris Walton, 01-02-04-05	123

Free Throw Percentage

minimum 40 career free throws

Rk	DI	Name, Years	FT Pct.
1.	1.	Kim Goetz, 78-79	85.4
2.	-	Mike Spigler, 69-70	83.6
3.	2.	Steve Malovic, 78-79	82.4
4.	3.	Jason Richey, 97-98	80.4
5.	4.	Tony Ross, 87-88-89	80.3
6.	5.	Chad Nelson, 94-95-96-97	80.0
7.	6.	Mike Dodd, 76-77-78-79	77.8
8.	-	Bernie Finlay, 58-59-60	77.7
9.	7.	Chris McMurray, 72-73	76.9
10.	-	Gary Schneider, 70-71	76.8
	8.	Joel Kramer, 74-76-77-78	76.5
		Jimmy Wilkins, 71-72	76.4
	11.	Courtie Miller, 90-91-92-93-94	75.9

Blocks

since 1978-79 season

Rk	Name, Years	Blocks
1.	Leonard Allen, 82-83-84-85	214
2.	Michael Cage, 81-82-83-84	118
3.	Joe McNaull, 91-92-93	114
4.	♦Aerick Sanders, 01-02-03-04	105
5.	♦Marcelo Correa, 97-98-99-00-01	100
6.	Eddy Gordon, 80-81-82-83	71
7.	Marty Dow, 90-91	68
8.	Rodney Hawkins, 86-87-88	70
9.	Leon Carter, 95-96	58
10.	Marc Carter, 94-95	55
11.	♦Randy Holcomb, 01-02	51
12.	Courtie Miller, 90-91-92-93-94	51
13.	Mitch McMullen, 88-89	46
14.	Kevin Betts, 97-98	40
15.	Marcus Banks, 92-93	37
16.	Keith Balzer, 91-92-93	37
17.	♦Marcus Slaughter, 04-05	37
18.	Berry Randle, 93-94-95-96	35
19.	Steve Malovic, 78-79	34
20.	♦Chris Walton, 01-02-04-05	34
21.	Eddie Morris, 80-81-82-83	32
22.	Roy Kruswyk, 97-98	31

nr.	♦Chris Manker, 03-04-05	18
nr.	♦Tommy Johnson, 02-03-04-05	15
nr.	♦Mohamed Camara, 05	13

Steals

since 1978-79 season

Rk	Name, Years	Steals
1.	Anthony Watson, 83-84-85-86	192
2.	Chad Nelson, 94-95-96-97	175
3.	Tony Gwynn, 78-79-80-81	141
4.	Eddie Morris, 80-81-82-83	131
5.	Matt Watts, 98-99	126
6.	Michael Best, 89-90	126
7.	Michael Cage, 81-82-83-84	126
8.	♦Deandre Moore, 01-02-03	114
9.	Eddy Gordon, 80-81-82-83	111
10.	Creon Dorsey, 85-86	109
11.	♦Marcelo Correa, 97-98-99-00-01	102
12.	Jason Richey, 97-98	94
13.	Bobby Owens, 83-84-85-86	92
14.	Arthur Massey, 90-91	84
15.	♦David Abramowitz, 99-00-01	81
16.	Kevin Betts, 97-98	81
17.	♦Aerick Sanders, 01-02-03-04	80
18.	♦Brandon Heath, 04-05	78
19.	Bryan Williams, 88-89	77
20.	Keith Smith, 82-83	76
21.	Jason Hamilton, 93-94	73
22.	Tracy Dildy, 86-87	73

nr.	♦Chris Walton, 01-02-04-05	62
nr.	♦Marcus Slaughter, 04-05	57
nr.	♦Tommy Johnson, 02-03-04-05	49

Games Played

Rk	DI	Name, Years	GP
1.	1.	Leonard Allen, 82-83-84-85	116
2.	2.	♦Myron Epps, 99-00-01-02	113
3.	2.	Berry Randle, 93-94-95-96	113
4.	4.	♦Marcelo Correa, 97-98-99-00-01	112
5.	4.	Chad Nelson, 94-95-96-97	112
6.	4.	Michael Cage, 81-82-83-84	112
7.	7.	Anthony Watson, 83-84-85-86	110
8.	8.	♦Aerick Sanders, 01-02-03-04	109
9.	8.	Mark Delsman, 74-75-76-77	109
10.	10.	Eddy Gordon, 80-81-82-83	107
11.	10.	Tony Gwynn, 78-79-80-81	107
12.	-	Noel Mickelsen, 53-54-55-56	107
13.	Eddie Morris, 80-81-82-83	105	
14.	Courtie Miller, 90-91-92-93-94	101	
15.	Joel Kramer, 74-76-77-78	99	
16.	♦Chris Walton, 01-02-04-05	98	
17.	Bobby Owens, 83-84-85-86	94	
18.	Steve Copp, 73-74-75-76	93	
19.	Mike Dodd, 76-77-78-79	91	
20.	♦Tommy Johnson, 02-03-04-05	91	
21.	♦Deandre Moore, 01-02-03	88	

nr.	♦John Sharper, 03-04-05	73	
nr.	♦Chris Manker, 03-04-05	70	

Games Started

since 1978-79

Rk	Name, Years	GS
1.	Michael Cage, 81-82-83-84	112
2.	Leonard Allen, 82-83-84-85	110
3.	Chad Nelson, 94-95-96-97	103
4.	Anthony Watson, 83-84-85-86	93
5.	♦Marcelo Correa, 97-98-99-00-01	91
6.	Myron Epps, 99-00-01-02	81
7.	♦Deandre Moore, 01-02-03	73
8.	♦Tony Bland, 02-03	62
9.	Joe McNaull, 91-92-93	62
10.	Eddie Morris, 80-81-82-83	62
11.	♦Randy Holcomb, 01-02	61
12.	Tony Gwynn, 78-79-80-81	61
13.	Eddy Gordon, 80-81-82-83	61
14.	♦Aerick Sanders, 01-02-03-04	60
15.	Rodney Hawkins, 86-87-88	59

16.	♦Mike Mackell, 02-03	58
17.	Creon Dorsey, 85-86	57
17.	Courtie Miller, 90-91-92-93-94	57
17.	Chris Walters, 93-94	57
17.	Tony Ross, 87-88-89	57

nr.	♦Brandon Heath, 04-05	41
nr.	♦Chris Walton, 01-02-04-05	36
nr.	♦Marcus Slaughter, 04-05	34
nr.	♦Tommy Johnson, 02-03-04-05	20

Consecutive Gms. Started

since 1980-81 season

Rk	Name, Years	Consecutive GS
1.	Michael Cage, 81-82-83-84	112
2.	Chad Nelson, 94-95-96-97	103
3.	Leonard Allen, 82-83-84-85	70
4.	♦Randy Holcomb, 01-02	61
5.	♦Aerick Sanders, 01-02-03-04	60
6.	♦Myron Epps, 99-00-01-02	58
7.	Chris Walters, 93-94	57
8.	Joe McNaull, 91-92-93	57
9.	Kevin Betts, 97-98	55
9.	Anthony Watson, 83-84-85-86	55

nr.	♦Marcus Slaughter, 04-05	33

Minutes Played

since 1978-79 season

Rk	Name, Years	Minutes
1.	Michael Cage, 81-82-83-84	4,262
2.	Chad Nelson, 94-95-96-97	3,692
3.	Anthony Watson, 83-84-85-86	3,330
4.	Leonard Allen, 82-83-84-85	3,191
5.	♦Myron Epps, 99-00-01-02	2,971
6.	Eddie Morris, 80-81-82-83	2,627
7.	♦Marcelo Correa, 97-98-99-00-01	2,594
8.	♦Deandre Moore, 01-02-03	2,462
9.	♦Aerick Sanders, 01-02-03-04	2,460
10.	Tony Gwynn, 78-79-80-81	2,422
11.	Tony Ross, 87-88-89	2,402
12.	Eddy Gordon, 80-81-82-83	2,270
13.	♦Tony Bland, 02-03	2,182
14.	Joe McNaull, 91-92-93	2,101
15.	Courtie Miller, 90-91-92-93-94	2,005
16.	♦Chris Walton, 01-02-04-05	1,996
17.	Berry Randle, 93-94-95-96	1,944
18.	♦Randy Holcomb, 01-02	1,930
19.	Rodney Hawkins, 86-87-88	1,880
20.	Jason Richey, 97-98	1,848

nr.	♦Brandon Heath, 04-05	1,437
nr.	♦Marcus Slaughter, 04	1,313
nr.	♦Tommy Johnson, 02-03-04-05	1,227
nr.	♦John Sharper, 03-04-05	1,202

Victories

since 1975-76 season

Rk	Name, Years	Wins
1.	Leonard Allen, 82-83-84-85	76
2.	Michael Cage, 81-82-83-84	68
3.	Anthony Watson, 83-84-85-86	63
4.	♦Aerick Sanders, 01-02-03-04	61
5.	Eddie Morris, 80-81-82-83	59
6.	Eddy Gordon, 80-81-82-83	58
7.	Tony Gwynn, 78-79-80-81	54
8.	Mike Dodd, 76-77-78-79	54
9.	Joel Kramer, 74-76-77-78	53
10.	Bobby Owens, 83-84-85-86	52
	♦Chris Walton, 01-02-04-05	52

nr.	♦Tommy Johnson, 02-03-04-05	45
nr.	♦John Sharper, 03-04-05	36

SDSU Mountain West Conference Records

TEAM RECORDS

Points

Most Points

89 at Colorado State (89-102), Mar. 3, 2003
89 vs. New Mexico (89-73), Feb. 24, 2003
87 at Wyoming (87-93), Jan. 29, 2000
86 at Wyoming (86-73), Mar. 1, 2003
85 vs. Wyoming (85-88), Jan. 21, 2002

Most Points/Both Teams

191 at Colorado State (89-102), Mar. 3, 2003
180 at Wyoming (87-93), Jan. 29, 2000
174 at Colorado State (82-92, 2ot), Jan. 24, 2004
173 vs. Wyoming (85-88), Jan. 21, 2002
169 vs. Wyoming (81-88, ot), Jan. 22, 2005

Fewest Points Game

39 at Utah (39-58), Jan. 15, 2001
43 vs. Air Force (43-57), Jan. 31, 2004
46 vs. Colorado State (46-74), Feb. 12, 2000
49 at Air Force (49-61), Mar. 1, 2004
49 vs. Air Force (49-47), Mar. 2, 2002
49 at New Mexico (49-78), Feb. 26, 2000

Fewest Points/Both Teams

96 vs. Air Force (49-47), Mar. 2, 2002
97 at Utah (39-58), Jan. 15, 2001
100 vs. Air Force (43-57), Jan. 31, 2004
110 at Air Force (49-61), Mar. 1, 2004
110 at Air Force (62-48), Feb. 19, 2001
110 vs. Air Force (67-43), Jan. 20, 2001

Fewest Points Allowed

43 vs. Air Force (67-43), Jan. 20, 2001
47 vs. Air Force (49-47), Mar. 2, 2002
48 at Air Force (63-48), Jan. 11, 2003
48 at Air Force (62-48), Feb. 19, 2001
53 vs. Air Force (67-53), Feb. 22, 2003
56 vs. Utah (58-56), Jan. 18, 2003

Most Points Allowed

102 at Colorado State (89-102), Mar. 3, 2003
101 at Wyoming (66-101), Feb. 3, 2001
92 at Colorado State (82-92, 2ot), Jan. 24, 2004
88 vs. Wyoming (85-88), Jan. 21, 2002
88 vs. Wyoming (81-88, ot), Jan. 22, 2005

Largest Margin of Victory

24 vs. Air Force (67-43), Jan. 20, 2001
17 vs. UNLV (83-66), Feb. 24, 2001
16 vs. New Mexico (89-73), Feb. 24, 2003
15 at Air Force (63-48), Jan. 11, 2003
14 vs. Air Force (67-53), Feb. 22, 2003
14 at Air Force (62-48), Feb. 19, 2001

Largest Margin of Defeat

35 at Wyoming (66-101), Feb. 3, 2001
29 at Brigham Young (50-79), Jan. 13, 2001
29 at New Mexico (49-78), Feb. 26, 2000
28 vs. Colorado State (46-74), Feb. 12, 2000
28 at UNLV (55-83), Jan. 22, 2000

Rebounding

Game

46 at Colorado State (82-92, 2ot), Jan. 24, 2004
44 at Brigham Young (64-75), Jan. 12, 2002
44 vs. Wyoming (85-88), Jan. 21, 2002
43 vs. New Mexico, Feb. 2, 2004
43 at UNLV (76-83), Feb. 23, 2002
43 vs. UNLV (83-66), Feb. 24, 2001

Margin

+16 (43-27) vs. New Mexico, Feb. 2, 2004
+16 (39-23) vs. Wyoming, Feb. 3, 2003
+16 (29-13) at Air Force, Jan. 11, 2003
+16 (44-28) at Brigham Young, Feb. 12, 2002

+14 (31-17) vs. Air Force, Feb. 19, 2001
+12 (40-28) vs. UNLV, Jan. 26, 2002

Field Goal Shooting

Most Field Goals

34 vs. New Mexico (89-73), Feb. 24, 2003
33 vs. Wyoming (85-88), Jan. 21, 2002
33 at Wyoming (87-93), Jan. 29, 2000
31 vs. UNLV (83-78), Jan. 17, 2004
31 at Colorado State (89-102), Mar. 3, 2003
31 vs. Wyoming (80-70), Feb. 3, 2003
31 at UNLV (76-83), Feb. 23, 2002

Most Field Goals Attempted

90 at Colorado State (82-92, 2ot), Jan. 24, 2004
83 vs. Wyoming (85-88), Jan. 21, 2002
69 vs. Colorado State (89-102), Mar. 3, 2003
69 vs. Wyoming (81-88, ot), Jan. 22, 2005
66 at New Mexico (60-72), Feb. 28, 2004
66 vs. Brigham Young (65-61), Jan. 12, 2004
66 vs. Wyoming (87-93), Jan. 29, 2000

Highest Field Goal Percentage

61.4 (27-of-44) vs. AFA (67-53), Feb. 22, 2003
61.0 (25-of-41) vs. CSU (78-73), Mar. 3, 2001
60.5 (23-of-38) vs. Air Force (67-43), Jan. 20, 2001
59.6 (28-of-47) at CSU (75-63), Feb. 16, 2002
57.5 (23-of-40) at AFA (63-48), Jan. 11, 2003

Free Throw Shooting

Most Free Throws Made

26 at Wyoming (86-73), Mar. 1, 2003
24 vs. Colorado State (78-73), Mar. 3, 2001
24 vs. Colorado State (81-69), Jan. 19, 2002
23 vs. Wyoming (74-66), Feb. 21, 2004
23 vs. UNLV (79-80), Jan. 26, 2002
23 vs. New Mexico (57-78), Feb. 5, 2000

Most Free Throws Attempted

42 at Wyoming (86-73), Mar. 1, 2003
34 at New Mexico (78-65), Feb. 2, 2002
34 vs. UNLV (79-80), Jan. 26, 2002
33 vs. Colorado State (81-69), Jan. 19, 2002
33 at New Mexico (54-72), Feb. 17, 2001

Highest Free Throw Percentage

100.0 (12-of-12) at Air Force (63-48), Jan. 11, 2003
93.8 (15-of-16) vs. BYU (66-69), Feb. 12, 2001
85.7 (12-of-14) vs. UNM (89-73), Feb. 24, 2003
82.6 (19-of-23) at BYU (64-75), Jan. 12, 2002
81.8 (9-of-11) at AFA (49-61), Mar. 1, 2004

Three-Point Shooting

Most Three-Point Field Goals

13 vs. UNLV (25 att.) (83-66), Feb. 24, 2001
9 vs. New Mexico (89-73), Feb. 24, 2003
8 at Utah (61-65), Feb. 7, 2004
8 at Wyoming (86-73), Mar. 1, 2003
8 vs. New Mexico (84-71), Feb. 28, 2002
8 at Utah (65-83), Feb. 10, 2000

Most Three-Point Field Goals Attempted

25 vs. UNLV (83-66), Feb. 24, 2001
24 at Colorado State (89-102), Mar. 3, 2003
23 at UNLV (65-68), Feb. 17, 2004
22 at Utah (61-65), Feb. 7, 2004
22 at Colorado State (82-92, 2ot), Jan. 24, 2004
22 vs. UNLV (83-78), Jan. 17, 2004
22 vs. Wyoming (81-88, ot), Jan. 22, 2005

Highest Three-Point FG Percentage

60.0 (3-of-5) vs. Air Force (67-53), Feb. 22, 2003
54.5 (6-of-11) at CSU (67-75), Jan. 27, 2000
53.3 (8-of-15) at Wyoming (86-73), Mar. 1, 2003
52.0 (13-of-25) vs. UNLV (83-66), Feb. 24, 2001
50.0 - four times

Other Statistics

Most Assists/Mountain West Game

21 vs. Air Force (67-43), Jan. 20, 2001

Most Steals/Mountain West Game

15 vs. Wyoming (81-88, ot), Jan. 22, 2005

Most Turnovers/Mountain West Game

28 vs. UNLV (79-80), Jan. 26, 2002

Fewest Turnovers/Mountain West Game

7 at Colorado State (82-92, 2ot), Jan. 24, 2004, vs. Brigham Young (65-61), Jan. 12, 2004, vs. Brigham Young (77-73), Feb. 11, 2002 and at New Mexico (78-65), Feb. 2, 2002

Most Blocked Shots/Mountain West Game

11 vs. Wyoming (85-88), Jan. 21, 2002

INDIVIDUAL RECORDS

Points

37, **Brandon Heath at UNLV, Jan. 15, 2005**
32, Myron Epps vs. Wyoming, Jan. 29, 2000
31, Evan Burns vs. New Mexico, Feb. 24, 2003
29, **Brandon Heath vs. Wyoming, Jan. 22, 2005**
28, Tony Bland vs. Air Force, Feb. 22, 2003
27, Aerick Sanders vs. New Mexico, Feb. 2, 2004
27, Myron Epps vs. Air Force, Jan. 20, 2000
26, Brandon Heath at Colorado State, Jan. 24, 2004
26, Al Faux vs. New Mexico, Feb. 28, 2002
26, Al Faux vs. Wyoming, Jan. 21, 2002
25, Tony Bland vs. Brigham Young, Jan. 20, 2003

Field Goals Made

14, Myron Epps at Wyoming, Jan. 29, 2000
12, Evan Burns vs. New Mexico, Feb. 24, 2003
12, **Brandon Heath at UNLV, Jan. 15, 2005**
12, **Brandon Heath at UNLV, Jan. 15, 2005**
11 Tony Bland vs. Air Force, Feb. 22, 2003
11, Randy Holcomb at New Mexico, Feb. 2, 2002

Field Goals Attempted

23, Myron Epps at Wyoming, Jan. 29, 2000
23, **Brandon Heath vs. Wyoming, Jan. 22, 2005**
21, Brandon Heath at Colorado State, Jan. 24, 2004
21, Wesley Stokes at Colorado State, Jan. 24, 2004
20, Aerick Sanders vs. Wyoming, Feb. 21, 2004
20, Mike Mackell at Utah, Feb. 15, 2003

Field Goal Percentage (Min. 6 FGA)

100.0 (6-6), Mike Mackell vs. CSU, Jan. 19, 2002
90.9 (10-11), Aerick Sanders vs. UNLV, Jan. 17, 2004
87.5 (7-8), Al Faux at CSU, Feb. 16, 2002
85.7 (6-7), Evan Burns at AFA, Jan. 11, 2003
85.7 (6-7), Al Faux vs. CSU, Mar. 3, 2001
84.6 (11-13), Tony Bland vs. AFA, Feb. 22, 2003

Free Throws Made

12, **Brandon Heath at UNLV, Jan. 15, 2005**
11, Mike Mackell at New Mexico, Feb. 2, 2002
11, Mike Mackell at BYU, Jan. 12, 2002
10, Tony Bland at Wyoming, Mar. 1, 2003
9, Wesley Stokes vs. Wyoming, Feb. 21, 2004
9, Myron Epps vs. New Mexico, Feb. 5, 2000

Free Throws Attempted

15, Tony Bland at CSU, Mar. 3, 2003
14, Tony Bland at Wyoming, Mar. 1, 2003
13, Mike Mackell at New Mexico, Feb. 2, 2002
12, **Brandon Heath at UNLV, Jan. 15, 2005**

SDSU Mountain West Conference Records (cont.)

Free Throw Percentage (Min. 6 FTM)

100.0 (12-12), Brandon Heath at UNLV, Jan. 15, 2005
 100.0 (8-8), D. Abramowitz vs. CSU, Mar. 3, 2001
 100.0 (8-8), Marcelo Correa vs. BYU, Feb. 12, 2001
 100.0 (7-7), Al Faux at AFA, Feb. 4, 2002
 100.0 (6-6), Michael Marion vs. AFA, Jan. 20, 2000

Three-Point Field Goals

7, David Abramowitz at Utah, Feb. 10, 2000
 5, Al Faux vs. New Mexico, Feb. 28, 2002
 5, Al Faux vs. Wyoming, Jan. 21, 2002
 5, Al Faux vs. Colorado State, Jan. 19, 2002
 4, Brandon Heath vs. Wyoming, Jan. 22, 2005
 4, Brandon Heath at Utah, Feb. 7, 2004
 4, Evan Burns vs. New Mexico, Feb. 24, 2003
 4, Deandre Moore, at BYU, Feb. 17, 2003
 4, Deandre Moore vs. BYU, Feb. 11, 2002

Three-Point Field Goals Attempted

11, Al Faux vs. New Mexico, Feb. 28, 2002
 10, Brandon Heath at UNLV, Feb. 17, 2004
 10, Brandon Heath vs. Brigham Young, Jan. 12, 2004
 10, Karlo Kovacic at Wyoming, Feb. 3, 2001
 9, Brandon Heath at Utah, Feb. 7, 2004
 9, Al Faux vs. Colorado State, Jan. 19, 2002
 9, David Abramowitz at Utah, Feb. 10, 2000

Three-Pt. Field Goal Pct. (Min. 4 3FGA)

100.0 (4-4), Deandre Moore vs. BYU, Feb. 11, 2002
 77.8 (7-9), David Abramowitz at Utah, Feb. 10, 2000
 75.0 (3-4), Chris Manker at UNLV, Jan. 15, 2005
 75.0 (3-4), Jim Roban vs. UNLV, Feb. 24, 2001
 75.0 (3-4), Karlo Kovacic vs. UNLV, Feb. 24, 2001
 75.0 (3-4), Deandre Moore vs. UNLV, Feb. 24, 2001
 75.0 (3-4), Jeffrey Berokoff at UNM, Feb. 26, 2000
 75.0 (3-4), David Abramowitz vs. UNM, Feb. 5, 2000

Rebounds

16, Aerick Sanders vs. Wyoming, Feb. 21, 2004
 16, Aerick Sanders at Colorado State, Jan. 24, 2004
 15, Marcus Slaughter at UNLV, Feb. 17, 2004
 14, Aerick Sanders vs. Wyoming, Feb. 3, 2003
 14, Randy Holcomb at UNLV, Feb. 23, 2002
 13, Evan Burns vs. New Mexico, Feb. 24, 2003

Assists

11, Deandre Moore vs. Wyoming, Mar. 1, 2001
 8, Deandre Moore vs. Air Force, Jan. 20, 2001
 7, Wesley Stokes at New Mexico, Feb. 28, 2004
 7, Wesley Stokes at UNLV, Feb. 17, 2004
 7, Wesley Stokes at Colorado State, Jan. 24, 2004
 7, Wesley Stokes vs. UNLV, Jan. 17, 2004
 7, Wesley Stokes vs. Brigham Young, Jan. 12, 2004
 7, Deandre Moore vs. New Mexico, Feb. 24, 2003
 7, Deandre Moore vs. Colorado State, Feb. 5, 2001

Steals

7, Deandre Moore vs. Colorado State, Feb. 1, 2003
 5, Marcus Slaughter at New Mexico, Feb. 28, 2004
 4, Wesley Stokes vs. Utah, Mar. 6, 2004
 4, Aerick Sanders vs. Wyoming, Feb. 21, 2004
 4, Brandon Heath at Colorado State, Jan. 24, 2004
 4, Tony Bland at Wyoming, Feb. 18, 2002
 4, Deandre Moore vs. Colorado State, Jan. 19, 2002
 4, Deandre Moore vs. Wyoming, Mar. 1, 2001
 4, Jeffrey Berokoff at BYU, Mar. 4, 2000

Blocked Shots

4, Chris Walton vs. New Mexico, Feb. 28, 2002
 4, Aerick Sanders vs. UNLV, Jan. 26, 2002

Air Force

	Pre WAC	WAC	WAC Tourney	MWC	MWC Tourney	NCAA Tourney	Total	Streak
at San Diego, Calif.	1-0	15-3	-	3-2	-	-	19-5	Lost 1
Cox Arena		1-0		3-2			4-2	
at USAFA, Colo.	-	12-6	-	2-3	-	-	14-9	Lost 1
Clune Arena		12-6		2-3			14-9	
at Neutral Sites	-	-	2-1	-	-	-	2-1	Won 2
TOTALS	1-0	27-9	2-1	5-5	-	-	35-15	Lost 2

BYU

	Pre WAC	WAC	WAC Tourney	MWC	MWC Tourney	NCAA Tourney	Total	Streak
at San Diego, Calif.	3-0	8-12	-	2-3	-	-	13-15	Won 1
Cox Arena		0-2		2-3			2-5	
at Provo, Utah	0-0	2-18	-	1-5	-	-	3-23	Won 1
Marriott Center		2-18		1-5			3-23	
at Neutral Sites	-	-	-	-	1-0	-	1-0	Won 1
TOTALS	3-0	10-30	-	3-8	1-0	-	17-38	Won 1

Colorado St.

	Pre WAC	WAC	WAC Tourney	MWC	MWC Tourney	NCAA Tourney	Total	Streak
at San Diego, Calif.	0-1	10-9	-	3-2	-	-	15-12	Won 1
Cox Arena		-		3-2			3-2	
at Fort Collins, Colo.	-	2-17	-	1-4	-	-	3-21	Lost 2
Moby Arena		2-17		1-4			3-21	
at Neutral Sites	-	-	-	-	-	-	-	
TOTALS	0-1	12-26	-	4-6	-	-	18-33	Won 1

New Mexico

	Pre WAC	WAC	WAC Tourney	MWC	MWC Tourney	NCAA Tourney	Total	Streak
at San Diego, Calif.	1-0	12-7	-	3-2	-	-	16-9	Won 3
Cox Arena		0-1		3-2			3-3	
at Albuquerque, N.M.	0-1	3-16	0-1	1-4	-	-	4-22	Lost 2
The Pit/Bob King Court	0-1	3-16	0-1	1-4			4-22	
at Neutral Sites	-	-	1-1	-	-	-	1-1	Lost 1
TOTALS	1-1	15-23	1-2	4-6	-	-	21-32	Lost 1

UNLV

	Pre WAC	WAC	WAC Tourney	MWC	MWC Tourney	NCAA Tourney	Total	Streak
at San Diego, Calif.	3-5	0-1	-	2-3	-	-	5-9	Won 1
Cox Arena		-		2-3			2-3	
at Las Vegas, Nev.	1-8	0-1	-	1-5	1-2	-	3-16	Won 1
Thomas & Mack Center	0-2	0-1		1-5	1-2		2-10	
at Neutral Sites	-	-	-	-	-	0-2	0-2	Lost 2
TOTALS	4-13	0-2	-	3-8	1-2	0-2	8-27	Won 1

Utah

	Pre WAC	WAC	WAC Tourney	MWC	MWC Tourney	NCAA Tourney	Total	Streak
at San Diego, Calif.	-	6-13	-	1-4	-	-	7-17	Lost 1
Cox Arena		0-1		1-4			1-5	
at Salt Lake City, Utah	0-1	1-18	0-2	0-5	-	-	1-26	Lost 22
Huntsman Center	0-1	1-18	0-1	0-5			1-25	
at Neutral Sites	-	-	1-1	-	0-1	-	1-4	Lost 3
TOTALS	0-1	7-31	1-3	1-9	0-1	-	9-46	Lost 4

Wyoming

	Pre WAC	WAC	WAC Tourney	MWC	MWC Tourney	NCAA Tourney	Total	Streak
at San Diego, Calif.	-	13-6	-	2-3	-	-	15-9	Won 2
Cox Arena		-		2-3			2-3	
at Laramie, Wyo.	-	2-17	-	2-3	-	-	4-20	Lost 1
Arena-Auditorium		2-13		2-3			4-16	
at Neutral Sites	-	-	3-1	-	1-1	-	4-2	Won 1
TOTALS	-	15-23	3-1	4-6	1-1	-	23-31	Won 1

Cox Arena Records

Single-Game Attendance

Rk.	Att.	Day	Opponent	Date	Result
1.	12,414 (c)	Mon.	(23/21) Texas Tech	Jan. 6, 2003	L, 63-75
	12,414 (c)	Sat.	(1/1) Arizona	Dec. 7, 2002	L, 81-89
3.	11,764	Sat.	UNLV*	Jan. 26, 2002	L, 79-80 (ot)
4.	11,334	Sat.	Fresno State*	Jan. 31, 1998	L, 94-97
5.	11,027	Sat.	Air Force*	Jan. 31, 2004	L, 43-57
6.	10,293	Mon.	Brigham Young*	Jan. 17, 2004	W, 65-61
7.	► 8,978	Sat.	California (SLAM)	Dec. 11, 2004	L, 57-60
8.	8,554	Sat.	Colorado State*	Feb. 1, 2003	L, 69-72
9.	8,497	Mon.	Brigham Young*	Jan. 20, 2003	L, 69-80
10.	8,438	Sat.	(21/16) Fresno State	Dec. 8, 2001	W, 93-78
11.	8,198	Sat.	Wyoming*	Feb. 21, 2004	W, 74-66
12.	8,186	Sat.	San Diego	Dec. 9, 2000	L, 52-55
13.	8,178	Sat.	UNLV* (D)	Jan. 17, 2004	W, 83-78
14.	8,139	Sat.	Utah* (D)	Mar. 6, 2004	L, 53-66
15.	8,078	Wed.	San Diego	Jan. 8, 2003	W, 78-72
16.	7,575	Tues.	UNLV*	Feb. 11, 2003	L, 64-79
17.	7,232	Sat.	Utah* (D)	Feb. 9, 2002	L, 53-70
18.	7,164	Sat.	Utah*	Feb. 10, 2001	L, 63-76
19.	► 7,144	Sat.	Wyoming*	Jan. 22, 2005	L, 81-88 (ot)
20.	7,128	Sat.	Iowa State	Jan. 3, 2004	W, 86-76
21.	7,102	Sat.	Utah* (D)	Jan. 18, 2003	W, 58-56
22.	6,967	Sat.	Air Force*	Mar. 2, 2002	W, 49-47
23.	6,950	Sat.	Air Force*	Feb. 22, 2003	W, 67-53
24.	6,739	Mon.	New Mexico*	Jan. 8, 2001	L, 67-75
25.	6,553	Sat.	Colorado State*	Jan. 19, 2002	W, 81-69
26.	6,410	Mon.	Colorado State*	Feb. 23, 2004	W, 72-64
27.	► 6,191	Fri.	UC Santa Barbara (so)	Nov. 19, 2004	L, 72-80 (ot)
28.	6,184	Mon.	Wyoming*	Feb. 3, 2003	W, 80-70
29.	6,183	Sat.	E. Washington (so)	Nov. 23, 2002	L, 70-75
30.	6,171	Mon.	Wyoming*	Jan. 21, 2002	L, 85-88 (ot)

Opponent Associated Press national ranking at game time left of team name. so – Indicates season opener. D - Indicates day game. * – Indicates conference game. SLAM - Indicates San Diego SLAM.

Single-Season Attendance

Year	Gms.	Record	Total	Average	Conf. Average
1997-98	14	7 - 7	60,363	4,312	
1998-99	15	4 - 11	47,035	3,136	
1999-00	15	5 - 10	39,266	2,618	3,171
2000-01	17	12 - 5	77,104	4,528	5,538
2001-02	15	12 - 3	92,475	6,165	7,197
2002-03	17	11 - 6	121,926	7,172	7,283
2003-04	15	11 - 4	100,513	6,701	8,305
2004-05	10	5 - 5	53,780	5,378	7,144
Cox Totals	118	67 - 51	592,462	5,021	

vs. All Opponents

Opponent	W	L	Streak	Last	Opponent	W	L	Streak	Last
Air Force	4	2	Lost 1	J.31.04	Oregon	1	0	Won 1	D.2.97
Arizona	0	1	Lost 1	D.7.02	Pacific	1	0	Won 1	J.2.99
Arizona State	1	0	Won 1	D.16.00	Portland	1	0	Won 1	D.31.03
Arkansas State	0	1	Lost 1	D.27.98	Providence	0	1	Lost 1	D.31.04
Ball State	0	1	Lost 1	D.27.99	Rice	1	0	Won 1	F.21.98
Brigham Young	2	5	Won 1	J.12.04	Saint Mary's	0	1	Lost 1	D.14.04
Cal Poly	1	0	Won 1	D.18.03	San Diego	2	2	Won 2	D.1.04
Cal State Fullerton	1	1	Won 1	D.21.04	San Jose State	2	0	Won 2	F.27.99
Cal State Northridge	1	0	Won 1	D.1.01	South Carolina State	1	0	Won 1	D.16.99
Cal State Sacramento	1	0	Won 1	D.2.00	South Dakota State	1	0	Won 1	J.3.05
California	0	1	Lost 1	D.11.04	Southern California	0	2	Lost 2	D.20.99
Colorado State	3	2	Won 1	F.23.04	So. Calif. College	2	0	Won 2	D.2.98
Columbia	1	0	Won 1	D.31.01	Southern Methodist	0	1	Lost 1	J.15.98
Eastern Washington	2	1	Won 1	D.20.03	Southwest Texas	1	0	Won 1	N.26.97
Florida Atlantic	2	0	Won 2	D.28.02	Stanford	0	1	Lost 1	D.16.97
Fresno State	1	2	Won 1	D.8.01	Texas A&M-CC	1	0	Won 1	J.4.01
Hawai'i	3	0	Won 3	D.14.02	Texas Christian	0	1	Lost 1	J.17.98
High Point	1	0	Won 1	J.2.00	Texas-El Paso	0	1	Lost 1	F.6.99
Houston	1	0	Won 1	J.29.02	Texas Tech	0	1	Lost 1	J.6.03
IPFW	2	0	Won 2	D.30.02	Troy State	0	1	Lost 1	N.30.03
Iowa State	1	0	Won 1	J.3.04	Tulsa	0	1	Lost 1	F.19.98
Long Beach State	1	1	Won 1	N.21.03	UC Riverside	1	0	Won 1	N.24.99
Loyola Marymount	2	0	Won 2	J.3.03	UC San Diego	5	0	Won 5	N.27.04
Monmouth	1	0	Won 1	N.22.04	UC Santa Barbara	2	1	Lost 1	N.19.04
Morgan State	1	0	Won 1	D.18.00	UNLV	2	3	Won 1	J.17.04
New Mexico	3	3	Won 3	F.2.04	Utah	1	5	Lost 1	M.6.04
New Mexico State	1	1	Won 1	N.21.00	Utah State	0	1	Lost 1	N.24.98
Nevada	0	1	Lost 1	N.14.98	Washington	0	1	Lost 1	D.27.03
Norfolk State	2	0	Won 2	N.21.01	Wyoming	2	4	Lost 1	J.22.05
Oklahoma State	1	0	Won 1	D.30.00					

TEAM RECORDS

Points

Most Points

- 103 vs. Southern Cal Col. (103-49), Dec. 2, 1998
- 98 vs. UC San Diego (98-53), Nov. 27, 2001
- 93 vs. Fresno State (93-78), Dec. 8, 2001
- 94 vs. Fresno State (94-97), Jan. 31, 1998
- 91 vs. Florida Atlantic (91-75), Dec. 28, 2002
- **Opp:** 105 by TCU (61-105), Jan. 17, 1998
- NCAA:** 89 by Stanford (89-60 UNCG), Mar. 15, 2001

Most Points/Both Teams

- 191 vs. Fresno State (94-97), Jan. 31, 1998
- 179 vs. Fresno State (84-95), Dec. 25, 1999
- 177 vs. Troy State (84-93), Nov. 30, 2003
- 173 vs. Washington (81-92), Dec. 27, 2003
- 173 vs. Wyoming (85-88), Jan. 21, 2002
- NCAA:** 173 by Stanford (90)/St. Joseph's (83), Mar. 17, 2001

Fewest Points Game

- 42 vs. Stanford (42-63), Dec. 16, 1997
- 43 vs. Air Force (43-57), Jan. 31, 2004
- 46 vs. Colorado State (46-74), Feb. 12, 2000
- 49 vs. Air Force (49-47), Mar. 2, 2002
- 50 vs. BYU (50-72), Feb. 2, 2000
- Opp:** 43 by Air Force (67-43), Jan. 20, 2001
- NCAA:** 43 by Kent State (Cincinnati 66-43), Mar. 17, 2001

Fewest Points/Both Teams

- 96 vs. Air Force (49-47), Mar. 2, 2002
- 100 vs. Air Force (43-57), Jan. 31, 2004
- 103 vs. USD (52-51), Dec. 19, 1998
- 105 vs. Stanford(42-63), Dec. 16, 1997
- 107 vs. USD (55-52), Dec. 9, 2000
- NCAA:** 109 by Cincinnati (66)/Kent State (43), Mar. 17, 2001

Fewest Points Allowed

- 43 vs. Air Force (67-43), Jan. 20, 2001

By Conference

Atlantic Sun	2	1	Lost 1	N.30.03
Big East	0	1	Lost 1	D.31.04
Big Sky	3	1	Won 1	D.20.03
Big South	1	0	Won 1	J.2.00
Big 12	2	1	Won 1	J.3.04
Big West	8	4	Won 1	D.21.04
Conference USA	1	1	Won 1	J.29.02
Independents	4	0	Won 4	J.3.05
Ivy	1	0	Won 1	D.31.01
Mid-American	0	1	Lost 1	D.27.99
Mid-Eastern Athletic	4	0	Won 4	N.21.01
Mountain West	17	24	Lost 2	J.22.05
Northeast	1	0	Won 1	N.22.04
Pac-10	2	6	Lost 3	D.11.04
Southland	1	0	Won 1	N.26.97
Sun Belt	1	2	Won 1	N.21.00
West Coast	5	3	Lost 1	D.14.04
Western Athletic	7	6	Won 3	D.12.02
Division II	5	0	Won 5	N.27.04
NAIA	2	0	Won 2	D.2.98

By Time Zone

Eastern	11	3	Lost 1	D.31.04
Central	7	5	Won 2	J.3.05
Mountain	17	25	Lost 2	J.22.05
Pacific	29	18	Won 1	D.21.04
Hawaii	3	0	Won 3	D.14.02

Cox Arena Records (cont.)

- 44 vs. Long Beach State (74-44), Nov. 21, 2003
- 47 vs. Air Force (49-47), Mar. 2, 2002
- 48 vs. UC San Diego (80-48), Nov. 18, 2000
- 49 vs. South Dakota State (64-49), Jan. 3, 2005
- 49 vs. Hawaii (60-49), Dec. 14, 2002
- 49 vs. Southern Cal Col (103-49), Dec. 2, 1998
- ▶ Opp: 42 by Stanford (42-63), Dec. 16, 1997
- NCAA: 43 by Cincinnati (66-43 Kent State), Mar. 17, 2001

Most Points Allowed

- ▶ 105 vs. TCU (61-105), Jan. 17, 1998
- 97 vs. Fresno State (94-97), Jan. 31, 1998
- 95 vs. Fresno State (84-95), Feb. 25, 1999
- 92 vs. Washington (81-92), Dec. 27, 2003
- 89 vs. Arizona (81-89), Dec. 7, 2002
- Opp: 103 by Southern Cal. College (103-49), Jan. 17, 1998
- NCAA: 89 by UNCG (Stanford 89-60), Mar. 15, 2001

Largest Margin of Victory

- ▶ 54 vs. Southern Cal Col (103-49), Dec. 2, 1998
- 45 vs. UC San Diego (98-53), Nov. 27, 2001
- 35 vs. UC San Diego (86-51), Nov. 27, 2004
- 33 vs. Florida Atlantic (90-57), Nov. 30, 2000
- 32 vs. UC San Diego (80-48), Nov. 18, 2000
- 30 vs. Long Beach State (74-44), Nov. 21, 2003
- 30 vs. UC San Diego (87-57), Dec. 2, 2002
- Opp: 44 by TCU (61-105), Jan. 17, 1998
- NCAA: 29 by Stanford (89-60 UNCG), Mar. 15, 2001

Largest Margin of Defeat

- 44 vs. TCU (61-105), Jan. 17, 1998
- 33 vs. USC (54-87), Dec. 20, 1999
- 28 vs. Colorado State (46-74), Feb. 12, 2000
- 26 vs. Utah (53-79), Jan. 16, 1999
- 25 vs. New Mexico (60-85), Feb. 8, 1999

Rebounding

Game

- 49 vs. Florida Atlantic, Nov. 30, 2000
- 46 vs. UC San Diego, Dec. 6, 2003
- 46 vs. IPFW, Jan 2, 2002
- 45 vs. Cal State Fullerton, Dec. 21, 2004
- 45 vs. Cal Poly, Dec. 18, 2003
- 45 vs. CS Northridge, Dec 1, 2001
- ▶ Opp: 50 by San Diego (52-55), Dec. 9, 2000
- NCAA: 42 by Cincinnati (66-43 Kent State), Mar. 17, 2001

Margin

- ▶ +21 (41-20) vs. Monmouth, Nov. 22, 2004
- ▶ +21 (46-25) vs. UC San Diego, Dec. 6, 2003
- ▶ +21 (45-24) vs. CS Northridge, Dec. 1, 2001
- +20 (44-24) vs. So. Calif. College, Dec. 2, 1998
- +17 (44-27) vs. Portland, Dec. 31, 2003
- +17 (44-27) vs. UCSD, Dec. 2, 2002
- ▶ Opp: +21 (22-43) by Hawai'i (78-72), Feb. 20, 1999
- ▶ NCAA: +21 (42-21) by Cincinnati (66-43 Kent State), Mar. 17, 2001

Field Goal Shooting

Most Field Goals

- 40 vs. UC San Diego, Nov. 27, 2001
- 38 vs. Southern California College, Dec. 2, 1998
- 37 vs. Cal Poly, Dec. 18, 2003
- 36 vs. Fresno State, Jan. 31, 1998
- 34 vs. New Mexico, Feb. 24, 2003
- 34 vs. Eastern Washington, Dec. 20, 2001
- ▶ Opp: 41 by TCU (61-105), Jan. 17, 1998
- NCAA: 31 by St. Joseph's (Stanford 90-83), March 17, 2001 and by Kent State (77-73

Indiana), March 15, 2001

Most Field Goals Attempted

- ▶ 83 vs. Wyoming, Jan. 21, 2002
- 75 vs. Cal Poly, Dec. 18, 2003
- 73 vs. Arizona, Dec. 7, 2002
- 70 vs. Norfolk State, Nov. 21, 2002
- 70 vs. Nevada, Nov. 14, 1998
- Opp: 75 by TCU (61-105), Jan. 17, 1998
- NCAA: 66 by Kent State (77-73 Indiana), March 15, 2001

Highest Field Goal Percentage

- ▶ 67.8 (40-of-59) vs. UC San Diego, Nov. 27, 2001
- 64.0 (32-of-50) vs. Oklahoma State, Dec. 30, 2000
- 62.3 (38-of-61) vs. Southern Cal Col, Dec. 2, 1998
- 61.4 (27-of-44) vs. Air Force, Feb. 22, 2003
- 61.0 (25-of-41) vs. Colorado State, Mar. 3, 2001
- Opp: 57.9 (20-of-38) by San Diego (51-52), Dec. 19, 1998
- NCAA: 57.4 (31-of-54) by St. Joseph's (Stanford 90-83), Mar. 17, 2001

Free Throw Shooting

Most Free Throws Made

- ▶ 33 vs. CS Northridge, Dec. 1, 2001
- 33 vs. Rice, Dec. 21, 1998
- 27 vs. IPFW, Jan. 2, 2002
- 26 vs. Florida Atlantic, Nov. 30, 2000
- 25 vs. Saint Mary's, Dec. 14, 2004
- 25 vs. Loyola Marymount, Jan. 3, 2003
- Opp: 26 by Brigham Young (69-80), Jan. 20, 2003
- NCAA: 31 by Stanford (90-83 St. Joseph's), March 17, 2001

Most Free Throws Attempted

- ▶ 44 vs. CS Northridge, Dec. 1, 2001
- 39 vs. IPFW, Jan. 2, 2002
- 39 vs. Florida Atlantic, Dec. 28, 2002
- 39 vs. Rice, Feb. 21, 1998
- 37 vs. Saint Mary's, Dec. 14, 2004
- 37 vs. Florida Atlantic, Nov. 30, 2000
- Opp: 34 by Brigham Young (69-80), Jan. 20, 2003
- NCAA: 37 by Stanford (90-83 St. Joseph's), March 17, 2001

Highest Free Throw Percentage

- 93.8 (15-of-16) vs. BYU, Feb. 12, 2001
- 90.0 (9-of-10) vs. High Point, Jan. 2, 2000
- 86.7 (13-of-15) vs. Houston, Jan. 29, 2002
- 86.7 (13-of-15) vs. BYU, Nov. 14, 1997
- 85.7 (12-of-14) vs. UNM, Feb. 24, 2003
- ▶ Opp: 95.0 (19-of-20) by Brigham Young (66-69), Feb. 12, 2001
- NCAA: 83.8 (31-of-37) by Stanford (90-83 St. Joseph's), March 17, 2001

Three-Point Field Goals

Most Three-Point Field Goals

- 16 vs. UC San Diego, Dec. 2, 2002
- 13 vs. UNLV, Feb. 24, 2001
- 13 vs. Oklahoma State, Dec. 30, 2000
- 11 vs. Norfolk State, Nov. 21, 2001
- 11 vs. Southwest Texas, Nov. 26, 1997
- ▶ Opp: 19 by Troy State (93-84), Nov. 30, 2003
- NCAA: 11 by Cincinnati (84-59 Brigham Young), Mar. 15, 2001

Most Three-Point Field Goals Attempted

- 33 vs. UC San Diego, Dec. 2, 2002
- 28 vs. Long Beach State, Nov. 21, 2003
- 27 vs. Norfolk State, Nov. 21, 2001
- 27 vs. Fresno State, Jan. 31, 1998

27 vs. BYU, Nov. 14, 1997

- ▶ Opp: 40 by Troy State (93-84), Nov. 30, 2003
- NCAA: 23 by St. Joseph's (66-62 Georgia Tech), Mar. 15, 2001

Highest Three-Point FG Percentage

- ▶ 61.9 (13-of-21) vs. Oklahoma State, Dec. 30, 2000
- 60.0 (3-of-5) vs. Air Force, Feb. 22, 2003
- 56.3 (9-of-16) vs. Southern Cal Col, Dec. 2, 1998
- 52.9 (9-of-17) vs. Houston, Jan. 29, 2002
- 52.4 (11-of-21) vs. Southwest Texas, Nov. 26, 1997
- Opp: 61.5 (8-of-13) by UNLV (64-79), Feb. 11, 2003
- NCAA: 57.9 (11-of-19) by Cincinnati (84-59 Brigham Young), Mar. 15, 2001

Other Statistics

Most Assists

- ▶ 26 vs. UC San Diego, Nov. 27, 2001
- Opp: 24 by Washington, Dec. 27, 2003
- NCAA: 19 by St. Joseph's (66-62 Georgia Tech), March 15, 2001

Most Steals

- 16 vs. Southern California College, Dec. 2, 1998
- ▶ Opp: 17 by USC, Dec. 20, 1999
- NCAA: 12 by Kent State (Cincinnati 66-43), March 17, 2001

Most Turnovers

- 28 vs. UNLV, Jan. 26, 2002
- ▶ Opp: 29 by Hawai'i, Feb. 20, 1999
- NCAA: 22 by UNCG (Stanford 89-60), March 15, 2001

Fewest Turnovers

- ▶ 7 vs. Brigham Young (65-61), Jan. 12, 2004, 7 vs. Iowa State (86-76), Jan. 3, 2004 and Brigham Young (77-73), Feb. 11, 2002
- Opp: 9 - three times (last: Utah, Jan. 18, 2003)
- NCAA: 9 by Kent State (Cincinnati 66-43), March 17, 2001

Most Blocked Shots

- ▶ 11 vs. Wyoming (85-88), Jan. 21, 2002
- ▶ Opp: 11 by Colorado State, Feb. 1, 2003
- NCAA: 6 - two times

INDIVIDUAL RECORDS

Points

- 34, Aerick Sanders vs. Portland, Dec. 31, 2003
- 33, Tony Bland vs. Houston, Jan. 29, 2002
- 31, Evan Burns vs. New Mexico, Feb. 24, 2003
- 29, Brandon Heath vs. Wyoming, Jan. 22, 2005
- 29, Tony Bland vs. LMU, Jan. 3, 2003
- 28, Tony Bland vs. Air Force, Feb. 22, 2003
- 28, Al Faux vs. Oklahoma State, Dec. 30, 2000
- ▶ Opp: 43, Ruben Douglas, New Mexico, Feb. 24, 2003
- NCAA: 37, Marvin O'Connor, St. Joseph's vs. Stanford, Mar. 17, 2001

Field Goals Made

- 13, Aerick Sanders vs. Portland, Dec. 31, 2003
- 12, Brandon Heath vs. Wyoming, Jan. 22, 2005
- 12, Evan Burns vs. New Mexico, Feb. 24, 2003
- 12, Tony Bland vs. Houston, Jan. 29, 2002
- 11, Aerick Sanders vs. EWU, Dec. 20, 2003
- 11, Tony Bland vs. Air Force, Feb. 22, 2003
- 11, Myron Epps vs. Air Force, Jan. 20, 2000
- 11, Matt Watts vs. Nevada, Nov. 14, 1998
- ▶ Opp: 15, Courtney Alexander, Fresno State, Feb.

Cox Arena Records (cont.)

25, 1999

- ▶ NCAA: 15, Marvin O'Connor, St. Joseph's vs. Stanford, Mar. 17, 2001

Field Goals Attempted

- 24, Randy Holcomb vs. Fla. Atlantic, Nov. 30, 2000
- 22, Brandon Heath vs. Wyoming, Jan. 22, 2005
- 22, Brandon Heath vs. UCSB, Nov. 19, 2004
- 22, Randy Holcomb vs. ASU, Dec. 16, 2000
- 22, Matt Watts vs. USC, Nov. 29, 1997
- 21, Tony Bland vs. Arizona, Dec. 7, 2002
- 20, Aerick Sanders vs. Wyoming, Feb. 21, 2004
- 20, Aerick Sanders vs. Portland, Dec. 31, 2003
- 20, Al Faux vs. Wyoming, Jan. 21, 2002
- 20, Matt Watts vs. USD, Dec. 19, 1998
- ▶ Opp.: 26, Ruben Douglas, New Mexico, Feb. 24, 2003
- NCAA: 21, Kirk Haston, Indiana vs. Kent State, Mar. 15, 2001

Field Goal Percentage (Min 6 FGM)

- ▶ 100.0 (11-11), Aerick Sanders vs. EWU, Dec. 20, 2003
- 100.0 (6-6), Mike Mackell vs. CSU, Jan. 19, 2002
- 90.9 (10-11), Aerick Sanders vs. UNLV, Jan. 17, 2004
- 90.0 (9-10), Aerick Sanders vs. Cal Poly, Dec. 18, 2003
- 90.0 (9-10), Al Faux vs. Oklahoma St., Dec. 30, 2000
- 85.7 (6-7), Mike Mackell vs. Arizona, Dec. 7, 2002
- 85.7 (6-7), Al Faux vs. CSU, Mar. 3, 2001
- 85.7 (6-7), Al Faux vs. Sacramento St, Dec. 2, 2000
- Opp.: 100.0 (8-8), Nate Althoff, Utah, Jan. 10, 2000
- NCAA: 88.9 (8-9), Jamaal Davis, Cincinnati vs. Kent State, Mar. 17, 2001

Free Throws Made

- 12, Marcus Slaughter vs. UCSB, Nov. 19, 2004
- 10, Marcus Slaughter vs. Monmouth, Nov. 22, 2004
- 10, Kevin Betts vs. San Jose State, Jan. 29, 1998
- 9, Brandon Heath vs. Saint Mary's, Dec. 14, 2004
- 9, Marcus Slaughter vs. Saint Mary's, Dec. 14, 2004
- 9, Wesley Stokes vs. Wyoming, Feb. 21, 2004
- 9, Al Faux vs. CS Northridge, Dec. 1, 2001
- 9, Myron Epps vs. New Mexico, Feb. 5, 2000
- ▶ Opp.: 15, Ruben Douglas, New Mexico, Feb. 24, 2003
- NCAA: 9, Jarron Collins, Stanford vs. St. Joseph's, Mar. 17, 2001

Free Throws Attempted

- 14, Marcus Slaughter vs. Saint Mary's, Dec. 14, 2004
- 14, Marcus Slaughter vs. Monmouth, Nov. 22, 2004
- 14, Marcus Slaughter vs. UCSB, Nov. 19, 2004
- 14, Tony Bland vs. San Diego, Jan. 8, 2003
- 14, Vincent Okotie vs. Long Beach St., Nov. 28, 1998
- 12, Wesley Stokes vs. Wyoming, Feb. 21, 2004
- 12, Myron Epps vs. Wyoming, Feb. 19, 2000
- ▶ Opp.: 16, Ruben Douglas, New Mexico, Feb. 24, 2003
- NCAA: 10 - three times

Free Throw Percentage (Min 6 FTM)

- ▶ 1.000 (8-8), B. Heath vs. Monmouth, Nov. 22, 2004
- ▶ 100.0 (8-8), D. Abramowitz vs. CSU, Mar. 3, 2001
- ▶ 100.0 (8-8), Marcelo Correa vs. BYU, Feb. 12, 2001
- ▶ 100.0 (8-8), Josko Visnjic vs. USC, Nov. 29, 1997
- 1.000 (6-6), Brandon Heath vs. Prov., Dec. 31, 2004
- 1.000 (6-6), Marcus Slaughter vs. Prov., Dec. 31, 2004
- 100.0 (6-6), Aerick Sanders vs. LMU, Jan. 3, 2003
- 100.0 (6-6), Tony Bland vs. Houston, Jan. 29, 2002
- 100.0 (6-6), Tony Bland vs. UCSD, Nov. 27, 2001
- 100.0 (6-6), Michael Marion vs. AFA, Jan. 20, 2000

100.0 (6-6), Marcelo Correa vs. Florida Atlantic, Nov. 30, 2000

- ▶ Opp.: 100.0 (8-8), Nick Valdez, Texas Tech, Jan. 6, 2003
- NCAA: 100.0 (7-7), Tony Akins, Georgia Tech vs. St. Joseph's, March 15, 2001

Three-Point Field Goals Made

- ▶ 7, Al Faux vs. Oklahoma State, Dec. 30, 2000
- 6, Steve Sir vs. UC San Diego, Dec. 2, 2002
- 6, Jason Richey vs. SMU, Jan. 15, 1998
- 6, Josko Visnjic vs. Southwest Texas, Nov. 26, 1997
- ▶ Opp.: 7, Bobby Brown, Cal State Fullerton, Dec. 21, 2004; Jermaine Lewis, UNLV, Feb. 11, 2003 and Adam Spanich, USC, Nov. 29, 1998
- NCAA: 5, Marvin O'Connor, St. Joseph's vs. Stanford, March 17, 2001

Three-Point Field Goals Attempted

- 14, Jason Richey vs. BYU, Nov. 14, 1997
- 13, Josko Visnjic vs. Fresno State, Jan. 31, 1998
- 11, Al Faux vs. New Mexico, Feb. 28, 2002
- 11, Jason Richey vs. SMU, Jan. 15, 1998
- ▶ Opp.: 16, Damon Jackson, Fresno State, Dec. 8, 2001
- NCAA: 10, Marvin O'Connor, St. Joseph's vs. Stanford, March 17, 2001

Three-Point Field Goal Percentage

(Min 4 3FGA)

- ▶ 100.0 (4-4), Deandre Moore vs. BYU, Feb. 11, 2002
- 87.5 (7-8), Al Faux vs. Oklahoma St, Dec. 30, 2000
- 83.3 (5-6), David Abramowitz vs. SCC, Dec. 2, 1998
- 75.0 (3-4), John Sharper vs. UCSD, Nov. 27, 2004
- 75.0 (3-4), John Sharper vs. Cal Poly, Dec. 18, 2003
- 75.0 (3-4), Jim Roban vs. UNLV, Feb. 24, 2001
- 75.0 (3-4), Karlo Kovacic vs. UNLV, Feb. 24, 2001
- 75.0 (3-4), Deandre Moore vs. UNLV, Feb. 24, 2001
- 75.0 (3-4), David Abramowitz vs. UNM, Feb. 5, 2000
- Opp.: 80.0 (4-5), Josh Davis, UCSB, Nov. 19, 2004
- NCAA: 80.0 (4-5), Jay Joseph, UNCG vs. Stanford, Mar. 15, 2001

Rebounds

- 16, Aerick Sanders vs. Wyoming, Feb. 21, 2004
- 15, Aerick Sanders vs. Troy State, Nov. 30, 2003
- 15, Roy Kruiswyk vs. Hawaii, Jan. 10, 1997
- 14, Aerick Sanders vs. Portland, Dec. 31, 2003
- 14, Aerick Sanders vs. Wyoming, Feb. 3, 2003
- ▶ Opp.: 17, Uche Nsonwu-Amadi, Wyoming, Jan. 21, 2002
- NCAA: 12, Alvin Jones, Georgia Tech vs. St. Joseph's, Mar. 15, 2001

Assists

- 11, Deandre Moore vs. Wyoming, Mar. 1, 2001
- 11, Deandre Moore vs. Sacramento St, Dec. 2, 2000
- 11, Bradley Jackson vs. High Point, Jan. 2, 2000
- 9, Brandon Heath vs. UCSD, Nov. 27, 2004
- 9, Wesley Stokes vs. Washington, Dec. 27, 2003
- 9, Tony Bland vs. Norfolk State, Nov. 21, 2001
- 9, Deandre Moore vs. New Mexico State, Nov. 21, 2000
- ▶ Opp.: 12, Greg Davis, Troy State, Nov. 30, 2003
- NCAA: 9, Jameer Nelson, St. Joseph's vs. Stanford, Mar. 17, 2001

Steals

- ▶ 7, Deandre Moore vs. Colorado State, Feb. 1, 2003
- 6, Matt Watts vs. Southern Cal Col, Dec. 19, 1997
- 5, Brandon Heath vs. UCSD, Nov. 27, 2004
- 5, Donte Wilson vs. Loyola Marymount, Dec. 30, 1999
- 5, Matt Watts vs. San Jose State, Feb. 27, 1999
- 5, Matt Watts vs. Long Beach State, Nov. 28, 1998
- 5, Matt Watts vs. Oregon, Dec. 2, 1997
- 5, Matt Watts vs. USC, Nov. 29, 1997
- Opp.: 6, Bobby Brown, Cal State Fullerton, Dec. 21, 2004
- NCAA: 5, Demetric Shaw, Kent State vs. Cincinnati, March 17, 2001

Blocked Shots

- ▶ 5, Marcelo Correa vs. Sacramento St, Dec. 2, 2000
- 4, Aerick Sanders vs. UC San Diego, Dec. 2, 2002
- 4, Chris Walton vs. New Mexico, Feb. 28, 2002
- 4, Aerick Sanders vs. UNLV, Jan. 26, 2002
- 4, Randy Holcomb vs. Wyoming, Jan. 21, 2001
- ▶ Opp.: 6, Justin Williams, Wyoming, Jan. 25, 2005
- NCAA: 3 - two times
- ▶ - Indicates Cox Arena record. Underline - Indicates this season.
- NCAA refers to the 2001 NCAA First and Second Rounds which were hosted by SDSU and played in Cox Arena

Inside the Series

All-Time Series History	
Overall	CSU, 33-18
At San Diego, Calif.	SDSU, 15-12
At Cox Arena	SDSU, 3-2
At Fort Collins, Colo.	CSU, 21-3
At Moby Arena	CSU, 21-3
At Neutral Sites	NA
Pre-WAC	SDSU, 2-1
WAC	CSU, 26-12
MWC	CSU, 6-4
WAC Tournament	NA
MWC Tournament	NA

Streaks

Current	SDSU, 1
Longest SDSU Streak	5
Longest CSU Streak	12
Current Streak At SDSU	SDSU, 1
Current Streak At CSU	CSU, 2
Current MWC Tourney	NA

Coaching Records

► Steve Fisher vs. Colorado State	
Overall	4-6
In San Diego	3-2
► Dale Layer vs. SDSU	
Overall	4-4
In San Diego	1-3

San Diego State

Most Points	
90 - twice (90-83), Feb. 9, 1979 and (90-93), Jan. 18, 1997	
Most Points At SDSU	
90 - twice (90-83), Feb. 9, 1979 and (90-93), Jan. 18, 1997	
Most Points At CSU	
89 (89-102), March 3, 2003	
Most Points in MWC Tourney	
NA	
Largest Margin of Victory	
20 (87-67), Jan. 2, 1996	
Largest Margin At SDSU	
20 (87-67), Jan. 2, 1996	
Largest Margin At CSU	
12 (75-63), Feb. 16, 2002	
Largest Margin in MWC Tourney	
NA	

Colorado State

Most Points	
102 (102-89), March 3, 2003	
Most Points At SDSU	
93 (93-90), Jan. 18, 1997	
Most Points At CSU	
102 (102-89), March 3, 2003	
Most Points in MWC Tourney	
NA	
Largest Margin of Victory	
35 (101-66), Feb. 5, 2001	
Largest Margin At SDSU	
28 (74-46), Feb. 12, 2000	
Largest Margin At CSU	
35 (101-66), Feb. 5, 2001	
Largest Margin in MWC Tourney	
NA	

SDSU vs. CSU



All-Time Series History and Results

Colorado State leads 33-18

Date	Winner	Site	SD	CS
12.22.60	SDSU	AG-H	72	66
12.23.60	SDSU	AG-H	68	67
12.30.61	CSU	AG-H	57	72
1.13.79	CSU	A	76	82
2.9.79	SDSU	SA-H	90	83
1.3.80	SDSU	SA-H	86	71
2.2.80	CSU	A	66	68
1.5.81	SDSU	SA-H	78	66
2.5.81	SDSU	A	53	51
1.23.82	SDSU	A	57	50
3.4.82	SDSU	SA-H	68	62
1.27.83	SDSU	PG-H	59	45
2.28.83	CSU	A	55	70
2.4.84	CSU	A	63	68
2.29.84	CSU	PG-H	59	61
2.7.85	SDSU	SA-H	75	72
2.23.85	CSU	A	72	78
1.4.86	SDSU	SA-H	72	56
1.30.86	CSU	A	72	75
1.10.87	CSU	A	79	84
2.5.87	CSU	SA-H	62	64
1.22.88	CSU	A	54	78
3.3.88	CSU	SA-H	59	76
1.5.89	SDSU	SA-H	62	57
2.2.89	CSU	A	47	67
2.18.90	CSU	SA-H	57	64
3.3.90	CSU	A	45	62
1.12.91	CSU	A	51	61
2.14.91	CSU	SA-H	50	67
1.30.92	CSU	A	63	76
2.22.92	CSU	SA-H	66	74
1.9.93	CSU	A	67	82
2.27.93	CSU	PG-H	78	79
1.8.94	CSU	PG-H	60	74
2.24.94	CSU	A	83	98
1.4.95	CSU	A	64	80
3.4.95	SDSU	PG-H	75	58
1.2.96	SDSU	SA-H	87	67
2.29.96	CSU	A	74	87
1.18.97	CSU (ot)	PG-H	90	93
2.13.97	CSU	A	74	87
1.27.00	CSU	A	67	75
2.12.00	CSU	Cox-H	46	74
2.5.01	CSU	A	66	101
3.3.01	SDSU	Cox-H	78	73
1.19.02	SDSU	Cox-H	81	69
2.16.02	SDSU	A	75	63
2.1.03	CSU	Cox-H	72	69
3.3.03	CSU	A	89	102
1.24.04	CSU(2ot)	A	82	92
2.23.04	SDSU	Cox-H	72	64

San Diego State vs. Colorado State Career Statistics

SDSU	G-GS	FG-A	3FG-A	FT-A	REB	AVG.	A	TO	BS	ST	PTS	AVG	HI
Trimaime Davis	3-0	3-5	0-0	0-0	3	1.0	0	0	2	0	6	2.0	4
Travis Hanour	1-1	1-11	1-7	2-2	4	4.0	2	0	0	0	5	5.0	5
Brandon Heath	2-2	12-23	2-9	5-9	4	2.0	3	1	0	6	31	15.5	26
Tommy Johnson	6-0	1-5	0-1	4-4	3	0.5	1	3	0	1	6	1.0	4
Chris Manker	4-0	7-14	3-8	1-2	4	1.0	1	1	2	0	18	4.5	7
Aerick Sanders	6-4	17-38	0-0	8-14	43	7.2	4	7	9	5	42	7.0	15
John Sharper	4-0	3-11	2-8	3-4	5	1.3	4	2	0	3	11	2.8	4
Marcus Slaughter	2-2	11-23	0-2	6-8	17	8.5	3	3	2	5	28	14.0	17
Wesley Stokes	2-2	12-31	2-8	8-13	4	2.0	12	6	0	3	34	17.0	18
Chris Walton	6-2	11-33	1-6	6-8	27	4.5	10	6	2	8	31	5.2	13
Ben Wardrop	1-0	0-0	0-0	0-0	0	0.0	0	0	0	0	0	0.0	0

CSU	G-GS	FG-A	3FG-A	FT-A	REB	AVG.	A	TO	BS	ST	PTS	AVG	HI
Dwight Boatner	2-1	5-12	2-5	3-4	4	2.0	3	2	0	1	15	7.5	13
Ronnie Clark	5-2	18-31	0-3	12-14	16	3.2	4	12	2	1	48	9.6	17
Shelton Johnson	3-3	5-10	3-6	1-2	9	3.0	8	0	1	3	14	4.7	8
Michael Morris	4-2	16-26	5-9	14-19	17	4.3	14	11	9	3	51	12.8	24
Matt Nelson	5-1	32-41	0-0	34-42	36	7.2	6	10	11	2	98	19.6	30
Jon Rakeiecki	5-2	3-16	3-14	7-10	12	2.4	10	12	0	6	16	3.2	9
Freddy Robinson	4-2	6-14	5-10	5-10	8	2.0	4	5	0	3	22	5.5	9
Derrick Stevens	4-0	4-12	3-10	3-4	4	1.0	3	3	0	2	14	3.5	8
Phillip Thomasson	2-0	0-2	0-0	0-0	0	0.0	1	0	0	0	0	0.0	0
Stephen Verwers	2-2	1-2	0-0	0-0	1	0.5	1	2	1	0	2	1.0	2
Matt Williams	5-3	19-29	0-0	9-17	27	5.4	9	11	5	3	47	9.4	21

SDSU vs. Colorado State Mountain West Conference Era

Colorado State leads 6-4 in Mountain West Conference Era

Date	NR	Opponent	SDSU Result	Television	San Diego State High			Attendance
					Scorer	Rebounder	Assists	
Jan. 27, 2000		at Colorado State*	L 67-75		Epps-14	Epps-5	Jackson-5	5,089
Feb. 12, 2000		COLORADO STATE*	L 46-74		Epps-13	Mann-5	Abramowitz-4	3,342
Feb. 5, 2001		at Colorado State*	L 56-77		Holcomb-11	Holcomb-5	Moore-7	3,214
Mar. 3, 2001		COLORADO STATE*	W 78-73		Faux-18	Walton-6	Epps/Moore-3	5,110
Jan. 19, 2002		COLORADO STATE*	W 81-69	Ch. 4-San Diego	Faux-21	Holcomb-7	Bland-5	6,553
Feb. 16, 2002		at Colorado State*	W 75-63		Faux-24	Bland/Holcomb-8	Bland/Moore-3	3,074
Feb. 1, 2003		COLORADO STATE*	L 69-72	Ch. 4-San Diego	Bland-19	Sanders-10	Moore-3	8,554
Mar. 3, 2003		at Colorado State	L 89-102		Bland-25	Sanders-7	Bland-4	3,752
Jan. 24, 2004		at Colorado State*	L-2ot 92-82	Ch. 4-San Diego	Heath-26	Sanders-16	Stokes-7	4,516
Feb. 23, 2004		COLORADO STATE*	W 72-64	Ch. 4-San Diego	Stokes-18	Slaughter-11	Stokes-5	6,410

Team	Site/Date	FG-FGA	Pct	3P-3PA	Pct	FT-FTA	Pct	Off-Def	Tot	PF	AT	TO	BS	ST	1st-2nd	Pts
SDSU	A	22-45	.489	6-11	.545	17-21	.810	9-23	32	27	14	21	1	7	21-46	67
at Colorado State	1/27/00	20-52	.385	9-21	.429	26-33	.788	11-17	28	16	14	10	6	9	30-45	75
at SDSU	H	16-47	.340	3-13	.231	11-16	.688	10-14	24	13	9	10	1	6	25-21	46
Colorado State	2/12/00	26-61	.426	7-26	.269	12-22	.545	13-31	44	13	17	16	5	7	30-44	71
SDSU	A	18-48	.375	7-17	.412	13-21	.619	7-17	24	20	12	10	3	6	23-33	56
at Colorado State	2/5/01	26-52	.500	9-18	.500	16-22	.727	14-19	43	18	21	11	1	3	41-36	77
at SDSU	H	25-41	.610	4-14	.286	24-32	.750	8-16	24	18	10	14	2	6	35-43	78
Colorado State	3/3/01	24-48	.500	10-24	.417	15-20	.750	8-13	21	25	16	13	0	5	30-43	73
SDSU	H	26-49	.531	5-12	.417	24-33	.727	9-24	33	20	18	18	4	8	37-44	81
Colorado State	1/19/02	26-55	.473	8-17	.471	9-18	.500	11-18	29	24	21	22	1	7	34-35	69
SDSU	A	28-47	.596	3-8	.375	16-26	.615	10-27	37	21	0	16	3	7	28-47	75
at Colorado State	2/16/02	26-63	.413	2-11	.182	9-17	.529	16-18	34	25	8	12	1	9	20-43	63
at SDSU	H	27-69	.391	6-24	.250	9-15	.600	22-18	40	20	11	12	3	9	31-38	69
Colorado State	2/1/03	25-52	.481	4-16	.250	18-21	.857	9-21	30	19	16	15	11	2	37-35	72
SDSU	A	31-56	.554	7-15	.467	20-30	.667	11-14	25	28	12	14	4	6	36-53	89
at Colorado State	3/3/03	34-55	.618	8-14	.571	26-34	.765	12-19	31	22	27	12	3	8	52-50	102
SDSU	A	30-90	.333	3-22	.136	19-32	.594	25-21	46	33	12	7	6	14	26-36-11-9	82
at Colorado State	1/24/04	25-45	.556	5-10	.500	37-53	.698	5-45	50	23	20	22	11	1	28-34-11-19	92
at SDSU	H	27-57	.474	4-13	.308	14-20	.700	12-20	32	13	16	9	6	8	34-38	72
Colorado State	2/23/04	25-51	.490	4-14	.286	10-11	.909	7-22	29	20	13	14	5	7	32-32	64

Bold indicates winning team.

Game 1

UCSB 80, San Diego State 72 (ot)

Nov. 19, 2004 ♦ San Diego, Calif.

Cox Arena ♦ Att.: 6,191

SAN DIEGO - Freshman Alex Harris scored eight points in overtime, including consecutive 3-pointers, as UC Santa Barbara beat San Diego State 80-72 in a sloppy opener for both teams on Friday night.

San Diego State's Marcus Slaughter brought the Aztecs back all by himself, scoring their final 16 points of regulation and forcing overtime with a put-back at the buzzer to tie it at 63-all.

The Aztecs then missed their first four shots of overtime, including one by Slaughter.

Slaughter, a sophomore forward who led all scorers with a career-high 28 points, didn't score in overtime before fouling out with 17.2 seconds left.

The Gauchos, missing two starters due to injuries, took control in OT with a 3-pointer by Chrismen Oliver and two by Harris. They made eight straight free throws in the final minute.

Josh Davis led the Gauchos with 18 points, Oliver had 17, and Harris and Casey Cook tallied 15 apiece.

Brandon Heath and Chris Manker had 17 each for San Diego State.

UCSB went on a 9-0 run to take a 55-47 lead with 6:09 left in regulation. Slaughter converted a three-point play with 5:43 left to start his run.

Slaughter made a layup with 45.8 seconds left to pull the Aztecs to 63-61. Oliver missed an off-balance shot and Slaughter got the rebound with 7.5 seconds left. After a time-out, Heath missed a layup but Slaughter grabbed the rebound and put up a buzzer-beater.

Slaughter made 12 of 14 free throws, all in the second half.

UCSB	MP	FG	3FG	FT	R	F	A TO	B	S	TP
Davis	38	7-10	4-5	0-0	5	4	3 4	0	4	18
Cook	35	7-10	0-0	1-3	4	5	3 1	0	3	15
See	36	2-10	0-7	0-2	4	1	3 3	1	2	4
Harris	31	5-8	2-4	3-4	3	2	2 3	0	1	15
Oliver	41	6-11	1-3	4-4	5	0	4 1	0	1	17
Rasp	4	1-2	1-2	0-0	2	1	0 0	0	0	3
Chambers	10	1-6	0-2	0-0	3	1	0 1	0	0	2
Moore	8	1-1	0-0	0-0	1	0	0 0	1	1	2
Turner	22	0-2	0-0	4-4	7	4	0 2	1	1	4
Team					2			2		
Totals	225	30-60	8-23	17-17	36	18	15 17	3	13	80

SDSU	MP	FG	3FG	FT	R	F	A TO	B	S	TP
Walton	29	0-4	0-1	0-0	1	4	1 4	0	0	0
Slaughter	41	8-16	0-2	12-14	13	5	1 5	0	4	28
Camara	14	0-0	0-0	0-0	5	2	0 0	1	0	0
Heath	41	7-22	3-10	0-0	4	2	3 4	1	2	17
Sharper	40	3-8	2-6	0-0	3	0	2 4	0	0	8
Johnson	15	0-2	0-1	0-0	1	1	2 1	0	0	0
Smith	1	0-0	0-0	0-0	0	0	0 0	0	0	0
Davis	2	0-0	0-0	0-0	1	0	0 0	0	0	0
Thomas	6	1-2	0-0	0-0	1	1	0 0	0	0	2
Ines	1	0-0	0-0	0-0	0	0	0 0	0	0	0
Manker	35	7-13	2-6	1-4	8	2	2 1	0	3	17
Team					2					
Totals	225	26-67	7-26	13-18	39	17	12 19	2	9	72

Halftime: UCSB 31, San Diego State 26. FG %: UCSB 50.0, San Diego State 38.8. 3FG%: UCSB 34.8, San Diego State 26.9. FT%: San Diego State 72.2, UCSB 70.6. Officials: Bob Staffen, Mike Littlewood, Ronnie Hernandez. Technicals: San Diego State: Marcus Slaughter. Attendance: 6,191.

Game 2

San Diego State 69, Monmouth 65

Nov. 22, 2004 ♦ San Diego, Calif.

Cox Arena ♦ Att.: 4,097

SAN DIEGO - Brandon Heath hit a short jump shot with 46 seconds left to put San Diego State ahead for the first time in the second half, then made four free throws for the Aztecs in the final seconds for a 69-65 victory over Monmouth Monday night.

Down 51-37 seven minutes into the second half, the Aztecs (1-1) recorded the largest second-half comeback in five-plus seasons under coach Steve Fisher.

Heath finished with 16 points and nine rebounds, while Marcus Slaughter led the Aztecs with 18 points.

Matt Thomas converted a 12-foot jumper to pull San Diego State even at 63 with 1:47 to go, and Heath hit the go-ahead shot on the Aztecs' next possession.

Heath then intercepted a pass under the Monmouth basket and was fouled. He sank two free throws for a 67-63 lead with 21 seconds to play.

Dejan Delic scored a career-high 18 points for Monmouth (0-2), all on 3-pointers. The Hawks led 31-28 at halftime after opening a 26-8 lead nine minutes into the game.

The Aztecs had a 41-20 lead in rebounding and a 33-16 advantage from the free-throw line.

SDSU	MP	FG	3FG	FT	R	F	A TO	B	S	TP
Hamilton	30	3-11	0-2	5-7	2	4	1 1	0	2	11
Kenny	27	5-8	1-3	3-3	1	4	3 1	0	1	14
Hallett	22	2-7	2-3	0-0	3	3	1 0	2	0	6
Azzarelli	36	2-3	1-2	1-2	4	2	5 3	0	3	6
Byfield	25	0-3	0-2	2-2	0	2	4 0	0	2	2
Delic	30	6-10	6-10	0-0	1	2	3 3	1	1	18
Alston	24	3-8	0-0	2-2	7	1	1 2	0	1	8
Wilson	6	0-1	0-1	0-0	0	3	0 0	0	0	0
Team					2					
Totals	200	21-51	10-23	13-16	20	21	18 10	3	10	65

BYU	MP	FG	3FG	FT	R	F	A TO	B	S	TP
Manker	21	3-6	1-3	2-3	2	1	1 2	0	0	9
Slaughter	35	4-6	0-0	10-14	7	2	0 4	2	2	18
Camara	23	3-6	0-0	1-1	8	2	0 1	0	0	7
Heath	32	3-13	2-5	8-8	9	2	2 6	0	3	16
Sharper	17	2-3	2-3	0-0	0	2	1 0	0	1	6
Johnson	12	1-1	0-0	0-0	1	0	0 1	1	0	2
Smith	17	0-1	0-1	1-2	2	2	1 0	0	0	1
Davis	16	1-3	0-0	0-0	3	3	0 0	0	1	2
Thomas	27	3-8	1-3	1-5	5	0	6 3	0	0	8
Team					4					
Totals	200	20-47	6-15	23-33	41	14	11 17	3	7	69

Halftime: Monmouth 31, San Diego State 28. FG %: San Diego State 42.6, Monmouth 41.2. 3FG%: Monmouth 43.5, San Diego State 40.0. FT%: BYU 81.3, San Diego State 69.7. Officials: Randy McCall, Mike Giarratano, Mike Reed. Technicals: Monmouth-Dejan Delic.

Game 3

San Diego State 86, UCSD 51

Nov. 27, 2004 ♦ San Diego, Calif.

Cox Arena ♦ Att.: 4,102

SAN DIEGO - Aztec senior Chris Manker and sophomore Marcus Slaughter combined for 43 points as San Diego State defeated UC San Diego 86-51 on Nov. 27 at Cox Arena.

The victory improved SDSU's all-time record against the Tritons to 7-0.

UC San Diego played well throughout, connecting on 6-of-10 three-point field goals in the first half and trailed by just six points at intermission.

The Aztecs took control early in the second half, pushing a six-point halftime lead to double digits at the 17:55 mark. San Diego State outscored UCSD 44-16 over the final 17:13 to record its widest margin of victory in three seasons.

San Diego State forced 27 turnovers in the game, recorded 15 steals and connected on 32-of-53 shots from the floor for 60.4 percent. It was the highest field goal percentage for an SDSU squad, since connecting on 61.4 percent against Air Force on Feb. 22, 2003.

Manker scored a career-high 23 points on the strength of 9-of-13 shooting from the field. Slaughter tallied double figures for the third consecutive game with 20 points on 7-of-11 from the floor. Sophomore guard Brandon Heath recorded a career-best nine assists to go along with five points and five steals.

UCSD	MP	FG	3FG	FT	R	F	A TO	B	S	TP
Berling	*34	5-8	2-4	4-4	6	3	3 7	1	0	16
Randall	*20	0-2	0-0	1-2	1	4	0 2	0	2	1
Odiye	*27	3-7	2-3	1-1	3	2	3 5	0	2	9
Hatch	*31	1-5	0-1	0-1	2	2	4 2	0	0	2
Spaventa	*13	1-2	1-2	0-0	1	2	0 1	0	0	3
Zanolli	3	0-0	0-0	0-0	0	0	0 2	0	0	0
Lewkowitz	5	0-0	0-0	0-0	0	1	0 0	0	0	0
Allard	15	1-1	1-1	2-2	0	1	3 0	0	1	5
Liu	15	2-6	0-0	0-0	1	1	0 0	0	0	4
Johnson	9	0-1	0-1	0-0	0	0	1 2	0	0	0
Peters	28	3-5	3-5	2-2	1	0	0 1	0	1	11
Team					6			5		
Totals	200	16-37	9-17	10-12	21	16	14 27	1	6	51

SDSU	MP	FG	3FG	FT	R	F	A TO	B	S	TP
Manker	*28	9-13	0-2	5-5	5	0	3 0	1	1	23
Slaughter	*30	7-11	1-3	5-7	4	0	3 0	3	2	20
Camara	*19	2-4	0-0	1-2	4	1	0 0	1	0	5
Heath	*26	2-6	1-5	0-0	1	1	9 3	0	5	5
Sharper	*27	3-6	3-4	0-0	1	0	2 2	0	3	9
Johnson	7	0-0	0-0	0-0	0	1	0 1	0	1	0
Weinstein	3	0-1	0-1	0-0	0	0	0 1	0	0	0
Smith	18	1-2	1-1	0-0	2	3	4 0	0	0	3
Davis	14	4-5	0-0	0-0	2	4	0 1	0	0	8
Thomas	24	2-3	1-1	2-2	4	1	2 1	0	3	7
Ines	4	2-2	0-0	2-4	0	0	0 0	0	0	6
Team					1			0		
Totals	200	32-53	7-17	15-20	24	11	23 9	5	15	86

Halftime: San Diego State 35, UC San Diego 29. FG %: San Diego State 60.4, UCSD 43.2. 3FG%: UCSD 52.9, San Diego State 41.2. FT%: UCSD 83.3, San Diego State 75.0. Officials: Larry Spaulding, Jim Danner, Roosevelt Brown. Technicals: None.

Game 4

San Diego State 83, San Diego 63

Dec. 1, 2004 ♦ San Diego, Calif.

Cox Arena ♦ Att.: 6,132

SAN DIEGO - Sophomore guard Brandon Heath scored a season-high 26 points and added a game-high five assists as San Diego State defeated San Diego 83-63 at Cox Arena on Dec. 1.

The victory was the third in a row for the Aztecs and the third straight over the Toreros. The 20-point margin of victory was the largest in the series for SDSU since a 23-point victory on Feb. 25, 1975. The Aztecs led for the final 28:04.

With the 20-point margin of victory, San Diego State won by a wider margin than the previous four meetings, combined (17).

Senior forward Chris Manker continued his impressive play of late with 22 points, six rebounds and a career-best three blocked shots in the game. Junior guard John Sharper posted a career-high with 13 points and sophomore forward Marcus Slaughter had his second double-double of the season with 12 points and a game-high 12 rebounds.

San Diego was led by Brett Melton's 16 points and Brice Vounang's 15 points and a team-high six rebounds.

The Aztecs enjoyed advantages in nearly every statistical category, including field goal percentage (53.6-41.9 percent), free throws attempted (18-5) and rebounding (38-24).

USD	MP	FG	3FG	FT	R	F	A	TO	B	S	TP
Gay	*17	2-6	1-3	0-0	3	0	3	1	0	1	5
Belser	*38	3-6	0-2	1-2	3	3	1	2	0	2	7
Vounang	*36	7-13	0-0	1-1	6	5	0	4	0	2	15
Melton	*32	6-11	4-8	0-0	1	4	2	1	0	1	16
Derogatis	*31	2-6	2-3	0-0	3	3	5	3	0	1	6
Fogel	20	1-5	0-1	0-0	2	1	3	2	0	0	2
Shepherd	3	0-0	0-0	1-2	0	0	0	0	0	0	1
Lewis	23	5-15	1-4	0-0	5	0	1	1	1	0	11
Team					1				1		
Totals	200	26-62	8-21	3-5	24	16	15	15	1	7	63

SDSU	MP	FG	3FG	FT	R	F	A	TO	B	S	TP
Manker	*32	9-13	3-7	1-1	6	1	2	2	3	1	22
Slaughter	*35	4-9	1-3	3-5	12	4	3	4	2	0	12
Camara	*31	2-2	0-0	0-0	5	3	1	1	1	2	4
Heath	*34	8-15	3-5	7-8	3	2	5	4	0	1	26
Sharper	*33	4-8	3-7	2-2	1	0	1	1	0	2	13
Johnson	4	0-0	0-0	0-0	1	0	0	0	0	0	0
Weinstein	1	0-0	0-0	0-0	0	0	0	0	0	0	0
Smith	6	0-1	0-1	0-0	2	0	2	2	0	1	0
Davis	6	1-1	0-0	0-0	2	0	0	0	0	0	2
Thomas	17	2-7	0-1	0-2	5	1	1	3	0	0	4
Ines	1	0-0	0-0	0-0	0	0	0	0	0	0	0
Team					1				0		
Totals	200	30-56	10-24	13-18	38	11	15	17	6	7	83

Halftime: San Diego State 38, San Diego 27. FG %: San Diego State 53.6, San Diego 41.9. 3FG%: San Diego State 41.7, San Diego 38.1. FT%: San Diego State 72.2, San Diego 60.0. Officials: Scott Thornley, Mike Littlewood, Bobby McRoy. Technicals: None. Att. attendance: 6, 132.

Game 5

San Diego State 73, UCSB 55

Dec. 4, 2004 ♦ Santa Barbara, Calif.

Marriott Center ♦ Att.: 1,518

SANTA BARBARA, Calif. - San Diego State connected on 60.0 percent field goal shooting, including 12-of-20 three-point field goal attempts, to avenge its only loss of the season with a 73-55 victory at UC Santa Barbara.

The Aztecs' 18-point win was their widest margin of victory on the road since an 83-58 victory at Baylor on Nov. 29, 1989 and snapped a 10-game road losing streak.

San Diego State, which led for 37:12 of the game and enjoyed a double-digit lead for 24:10, used a 17-0 run early in the second half and led 67-31 with 8:48 to play.

Sophomore forward Marcus Slaughter connected on 8-of-13 shots, including 3-of-4 from behind the arc en route to 24 points and seven rebounds. Sophomore guard Brandon Heath added 20 points, his second consecutive and 11th career game with at least 20 points, making 8-of-10 shots, including 4-of-6 from three-point range, while adding seven assists. Junior guard John Sharper added a career-best 15 points and was 3-of-5 from bonus distance.

The offense was only half of the story, as the Aztecs completely shut down the Gaucho attack. UC Santa Barbara shot just 34.6 percent from the field, and had 31 points in the first 31:12 of the game. The Gaucho starting five connected on a mere 11-of-35 from the floor (31.4 percent).

SDSU	MP	FG	3FG	FT	R	F	A	TO	B	S	TP
Slaughter	*33	8-13	3-4	5-5	7	4	1	3	0	0	24
Manker	*29	2-6	1-3	0-0	3	4	1	1	0	0	5
Camara	*19	0-0	0-0	0-0	3	3	1	1	0	0	0
Heath	*28	8-10	4-6	0-0	2	1	7	2	0	2	20
Sharper	*33	6-8	3-5	0-0	1	1	1	2	0	1	15
Hanour	3	0-0	0-0	0-0	0	1	1	0	0	0	0
Smith	11	1-2	1-2	0-0	0	2	0	3	0	0	3
Davis	19	2-3	0-0	0-2	3	0	1	0	1	0	4
Thomas	16	0-3	0-0	2-4	2	0	3	2	0	0	2
Johnson	7	0-0	0-0	0-0	0	0	0	0	0	0	0
Ines	2	0-0	0-0	0-20	0	0	0	0	0	0	0
Team					4				0		
Totals	200	27-45	12-20	7-13	25	16	16	14	1	3	73

UCSB	MP	FG	3FG	FT	R	F	A	TO	B	S	TP
Goettsche	*29	4-7	0-0	2-3	3	2	0	2	2	0	10
Cook	*28	2-6	1-1	3-4	4	2	0	3	1	0	8
Davis	*28	3-10	1-5	1-2	4	2	2	2	0	1	8
Harris	*25	1-6	1-3	0-0	3	2	3	2	0	1	3
Oliver	*23	1-6	0-3	0-0	2	0	2	1	0	0	2
Rasp	13	2-4	1-3	0-0	1	2	1	1	0	0	5
See	18	3-4	3-4	0-0	4	0	4	0	0	0	9
Chambers	14	1-4	1-3	4-4	2	2	1	1	0	1	7
Moore	5	0-2	0-0	0-3	0	0	0	1	0	0	0
Turner	17	1-3	0-0	1-2	4	2	0	0	0	0	3
Team					0				0		
Totals	200	18-52	8-22	11-15	30	14	13	13	3	3	55

Halftime: San Diego State 38, UC Santa Barbara 24. FG %: San Diego State 60.0, UC Santa Barbara 34.6. 3FG%: San Diego State 60.0, UC Santa Barbara 34.6. FT%: UC Santa Barbara 73.3, San Diego State 53.8. Officials: Milt Stowe, Larry Spaulding, Shawn Lehigh. Technicals: None. Attendance: 1,518.

Game 6

No. 16 Washington 98, SDSU 69

Dec. 7, 2004 ♦ Seattle, Wash.

Bank of America Arena ♦ Att.: 9,694

SEATTLE - Nate Robinson scored 24 points and Tre Simmons added 23 points as 16th-ranked Washington snapped San Diego State's four-game winning streak with a 98-69 victory on Dec. 7 at Bank of America Arena.

Washington forced 26 turnovers and enjoyed a 45-31 rebound advantage in claiming its second victory in as many seasons over the Aztecs.

San Diego State, which had shot 50 percent or better from the field in three straight games, was held to 41.9 percent shooting from the field. Meanwhile, the Aztecs, which had limited opponents to 40.1 percent shooting during the winning streak, yielded 50.7 percent shooting to the Huskies.

Washington jumped out to leads of 8-0, 26-8 and 37-12, en route to a 56-34 halftime advantage. The Aztecs were unable to get closer than 22 points in the second half.

Through six games, SDSU set or tied season lows for field goals, three-point field goals and assists and set a season-high for turnovers.

San Diego State sophomore forward Marcus Slaughter recorded his fourth 20-point effort of the season and reached double-figures for the sixth straight game, with 21 points. Sophomore guard Brandon Heath added 18 points and four rebounds.

SDSU	MP	FG	3FG	FT	R	F	A	TO	B	S	TP
Manker	*20	3-9	2-5	0-0	1	4	1	3	1	0	8
Slaughter	*36	8-13	1-2	4-9	7	3	1	4	2	2	21
Camara	*31	1-3	0-0	0-0	7	1	0	0	2	3	2
Heath	*27	7-16	1-2	3-4	4	4	1	5	0	1	18
Sharper	*17	0-3	0-1	2-2	0	1	2	5	0	0	2
Johnson	12	1-3	0-1	0-0	1	1	1	3	1	2	2
Smith	20	0-2	0-1	0-0	1	2	1	2	0	1	0
Davis	9	0-1	0-0	0-0	1	0	0	0	0	0	0
Thomas	27	5-11	0-1	4-4	3	2	3	4	0	3	14
Ines	1	1-1	0-0	0-0	0	0	0	0	0	0	2
Team					6				0		
Totals	200	26-62	4-13	13-19	31	18	10	26	6	12	69

Washington	MP	FG	3FG	FT	R	F	A	TO	B	S	TP
Jones	*21	4-10	0-1	2-2	9	1	2	4	0	1	10
Jensen	*16	2-6	0-1	0-0	2	5	1	0	1	0	4
Simmons	*26	9-13	5-7	0-0	2	4	1	2	0	0	23
Robinson	*31	9-16	3-7	3-4	3	1	5	1	0	5	24
Conroy	*30	2-6	0-3	0-0	7	2	8	4	1	0	4
Smith	17	2-4	0-1	2-2	4	1	0	0	1	1	6
Rollins	14	2-2	0-0	4-4	1	1	3	0	1	0	8
Burmeister	7	1-2	1-2	0-0	0	0	2	1	0	1	3
Fletcher	2	0-0	0-0	0-0	1	0	0	2	0	0	0
Gasser	12	1-3	0-0	0-0	5	3	0	0	0	0	2
Williams	16	6-10	0-0	1-3	7	1	0	5	1	1	13
Potter	3	0-2	0-0	0-0	0	0	0	0	0	0	0
Johnson	5	0-1	0-0	1-2	2	0	1	1	1	0	1
Team					2				0		
Totals	200	38-75	9-22	13-17	45	19	23	20	6	9	98

Halftime: Washington 56, San Diego State 34. FG %: Washington 50.7, San Diego State 41.9. 3FG%: Washington 40.9, San Diego State 30.8. FT%: Washington 76.5, San Diego State 68.4. Officials: Bill Kennedy, Milt Stowe, Michael Irving. Technicals: Mike Jensen. Attendance: 9,694

Game 7

California 60, San Diego State 57

Dec. 11, 2004 ♦ San Diego, Calif.

Cox Arena ♦ Att.: 8,978

SAN DIEGO - The Golden Bears limited the Aztecs to 35.0 percent field goal shooting and 4-of-19 on three-point attempts as California claimed a 60-57 victory in the inaugural San Diego SLAM at Cox Arena on Dec. 11.

California never trailed in the final 35:33 of the contest, although the Golden Bear lead was cut to one point with less than six minutes remaining and Matt Thomas missed a three-point field goal at the buzzer that would have forced overtime.

The Golden Bears enjoyed three 10-point leads in the game, the final one coming with 14:22 to play, but the Aztecs went on a 12-3 run to cut the deficit to just one point.

On California's next possession, Eric Vierneisel connected on one of the Bears' two three-point field goals on the night to push the advantage to four points and the Aztecs never got closer than three points the rest of the way.

Sophomore forward Marcus Slaughter once again led the Aztecs in scoring with 18 points and added a game-high nine rebounds. Heath added 14 points and junior guard John Sharper chipped in with seven points.

California placed three players in double figures led by DeVon Hardin's 11 points.

The Golden Bears enjoyed a 37-30 rebound advantage, it marked the third consecutive game the Aztecs have been beaten on the boards.

The Aztecs 35.0 percent shooting from the field was its lowest through the first seven games of the season.

Cal	MP	FG	3FG	FT	R	F	A TO	B	S	TP
Benson	*22	3-7	0-0	3-4	5	2	0 2	0	0	9
McGuire	*22	5-9	0-1	0-1	3	1	0 2	0	0	10
Hardin	*23	5-7	0-0	1-2	5	2	0 0	1	0	11
Midgley	*32	2-8	0-6	0-1	2	2	6 3	0	1	4
Kately	*26	5-9	0-1	0-0	8	1	2 1	0	1	10
Panawek	3	0-2	0-1	0-0	0	0	0 0	0	0	0
Vierneisel	22	2-5	2-4	0-0	1	3	0 2	0	0	6
Smith	17	1-3	0-0	0-0	0	2	3 2	1	1	2
Langford	19	1-2	0-0	0-0	5	3	2 1	0	0	2
Paris	14	1-2	0-0	4-6	3	6	2 2	1	0	6
Team					5					0
Totals	200	25-54	2-13	8-14	37	16	15 15	3	3	60

SDSU	MP	FG	3FG	FT	R	F	A TO	B	S	TP
Manker	*24	0-6	0-4	2-2	1	1	3 1	0	1	2
Slaughter	*39	8-20	1-4	1-2	9	3	1 2	1	2	18
Camara	*26	3-9	0-0	0-0	7	1	0 2	0	1	6
Heath	*32	4-9	2-5	4-4	3	0	2 5	0	2	14
Sharper	*33	2-6	1-3	2-2	3	3	1 1	0	1	7
Johnson	1	0-0	0-0	0-0	0	0	0 0	0	0	0
Hanour	15	0-3	0-2	0-0	3	2	1 1	1	2	0
Davis	15	2-2	0-0	0-1	1	2	0 0	0	1	4
Thomas	16	2-5	0-1	2-2	2	3	1 2	0	2	6
Team					1					0
Totals	200	21-60	4-19	11-13	30	15	9 14	2	12	57

Halftime: California 37, San Diego State 29. **FG %:** California 46.3, San Diego State 35.0. **3FG%:** San Diego State 21.1, California 15.4. **FT%:** San Diego State 84.6, California 57.1. **Officials:** David Hall, Verne Harris, Randy McCall. **Technical:** Rod Benson. **Attendance:** 8,978

Game 8

Saint Mary's 73, San Diego State 64

Dec. 14, 2004 ♦ San Diego, Calif.

Cox Arena ♦ Att.: 4,056

SAN DIEGO - Trailing by a point with less than three minutes to play, Saint Mary's used a 15-5 run to claim a 73-64 victory over San Diego State on Dec. 14 at Cox Arena.

The loss snapped a 17-game Aztec win streak in December home games against non-Pac-10 teams.

Saint Mary's led 56-45 with 8:26 to play, but a 14-2 San Diego State run gave the Aztecs their first and only lead of the second half at 59-58 with three minutes left.

Sophomore guard Brandon Heath scored six of his team-high 20 points during the run. He also added four steals. Sophomore forward Marcus Slaughter had 15 points and a team-best eight rebounds. Freshman Matt Thomas, making his first start, added 10 points and a career-high seven rebounds.

San Diego State forced 20 turnovers but was unable to overcome 36.0 percent shooting from the field, including a 21.4 percent mark from three-point range. Saint Mary's countered with 48.9 percent field goal shooting and enjoyed a 36-27 rebound advantage. The Gaels held a 23-10 rebound advantage after intermission.

The Aztecs overcame an 11-point deficit in the game, marking the third time this season San Diego State has overcome a double-digit deficit.

The loss was the third straight for San Diego State and dropped the Aztecs 4-4 on the season. It marked the third time this season that SDSU has lost a game that was a one possession game with less than three minutes remaining.

SMC	MP	FG	3FG	FT	R	F	A TO	B	S	TP
Adjwanou	*35	5-8	2-5	9-10	3	2	0 7	2	2	21
Kickert	*22	1-5	0-1	1-3	7	4	2 1	1	0	3
Rowland	*35	8-11	2-4	6-7	3	3	6 4	0	3	24
Wallberg	*27	0-4	0-4	0-0	4	2	2 0	1	0	0
Sanders	*29	1-3	1-2	0-0	10	5	2 2	1	0	3
Marigney	23	6-10	3-4	2-2	2	4	0 3	0	2	17
Collins	18	1-4	0-3	1-2	2	1	2 1	0	3	3
Sholberg	11	0-0	0-0	2-2	2	2	0 1	0	0	2
Team					3					1
Totals	200	22-45	8-23	21-26	36	23	14 20	5	10	73

SDSU	MP	FG	3FG	FT	R	F	A TO	B	S	TP
Slaughter	*35	3-6	0-1	9-14	8	3	0 3	0	3	15
Camara	*21	1-4	0-0	0-2	1	5	1 2	0	2	2
Heath	*38	5-13	1-3	9-10	1	5	1 3	0	4	20
Sharper	*35	1-6	1-4	0-0	2	3	2 2	0	1	3
Thomas	*32	3-10	0-2	4-5	7	2	0 1	0	1	10
Johnson	9	0-0	0-0	0-2	0	2	1 1	0	0	0
Hanour	4	1-1	1-1	0-0	0	0	0 2	0	0	0
Smith	4	0-1	0-1	0-0	0	1	1 0	0	0	0
Davis	10	2-5	0-0	1-2	3	3	0 0	0	0	5
Manker	12	2-4	0-2	2-2	2	0	1 1	0	1	6
Team					3					0
Totals	200	18-50	3-14	25-37	27	24	7 15	0	12	64

Halftime: Saint Mary's 33, San Diego State 29. **FG %:** Saint Mary's 48.9, San Diego State 36.0. **3FG%:** Saint Mary's 34.8, San Diego State 21.4. **FT%:** Saint Mary's 80.8, San Diego State 67.6. **Officials:** Tim Gabutero, Milt Stowe, Jim Stupin. **Technical:** none. **Attendance:** 4,056.

Game 9

LMU 72, San Diego State 68

Dec. 18, 2004 ♦ Los Angeles, Calif.

Gersten Pavilion ♦ Att.: 1,650

LOS ANGELES - Loyola Marymount used a 24-12 second-half rebound advantage to help rally from a seven-point deficit and defeat San Diego State 72-68 on Dec. 18 at Gersten Pavilion.

The Aztecs were held below 36.0 percent field goal shooting for the third consecutive game, connecting on just 19-of-54 field goals (35.2 percent) and were outrebounded for the fifth straight time (45-34) in dropping their fourth game in a row.

San Diego State used a strong defensive effort to build a first half advantage. The Aztecs limited the Lions to 10-of-30 shooting in the first half and led by as many as seven points before settling for a 26-24 halftime advantage. San Diego State built the lead to 34-28 with 17:47 to play, before Loyola Marymount used a 20-10 run to take the lead. The Aztecs battled back and led 55-52 with 7:22 remaining, but the Lions answered with a 10-1 run to take the lead for good.

Sophomore forward Marcus Slaughter narrowly missed his third double-double of the season, settling for his Mountain West Conference best fifth 20-point scoring game with 21 points and nine rebounds. Sophomore guard Brandon Heath recorded his ninth consecutive double-digit scoring effort against Division I opponents with 12 points - all in the second half - and a team-high four assists. Senior forward Chris Manker posted his fourth double-digit scoring game of the campaign and first on the road with 10 points. Junior forward Trimaine Davis made his first start in his 50th career game and responded with a career-high 10 points.

SDSU	MP	FG	3FG	FT	R	F	A TO	B	S	TP
Sharper	*31	1-4	1-3	0-0	3	0	1 3	0	1	3
Slaughter	*40	6-16	0-1	9-14	9	4	2 4	2	1	21
Davis	*13	3-4	0-0	4-5	2	1	0 0	0	0	10
Heath	*29	3-14	1-6	5-7	6	4	4 2	0	0	12
Thomas	*31	2-5	0-0	3-4	4	2	2 1	0	2	7
Johnson	10	0-0	0-0	0-0	1	2	0 2	0	0	0
Smith	18	1-2	1-1	1-2	3	1	0 0	0	1	4
Manker	25	3-9	1-3	3-4	3	0	0 0	1	1	10
Camara	3	0-0	0-0	1-2	1	0	0 0	0	0	1
Team					2					0
Totals	200	19-54	4-14	26-38	34	14	9 12	3	6	68

LMU	MP	FG	3FG	FT	R	F	A TO	B	S	TP
Pegram	*23	2-6	1-2	0-0	3	4	1 1	1	0	5
Haywood	*20	2-3	0-0	0-1	6	2	1 2	0	0	4
Knight	*31	13-21	0-1	4-4	9	3	0 0	0	1	30
Worthy	*28	1-5	0-1	2-2	4	4	4 3	0	2	4
Brown	*33	4-10	1-2	4-4	2	3	5 1	0	1	13
Martin	20	1-2	0-0	0-0	5	1	1 1	0	1	2
Ziri	19	4-9	2-6	1-1	2	3	2 0	0	0	11
Ayer	4	0-1	0-0	0-0	1	1	1 0	0	0	0
Brown	22	1-9	0-1	1-2	9	3	3 4	1	1	3
Team					4					0
Totals	200	28-66	4-13	12-14	45	24	18 12	2	6	72

Halftime: San Diego State 26, Loyola Marymount 24. **FG %:** Loyola Marymount 42.4, San Diego State 35.2. **3FG%:** Loyola Marymount 30.8, San Diego State 28.6. **FT%:** Loyola Marymount 85.7, San Diego State 68.4. **Officials:** Bill Gracey, Jim Danner, Milt Stowe. **Technical:** LMU: Dustin Brown. **Attendance:** 1,650.

Game 10

San Diego State 63, CSU Fullerton 60

Dec. 21, 2004 ♦ San Diego, Calif.

Cox Arena ♦ Att.: 4,550

SAN DIEGO - San Diego State used a new starting lineup and a solid defensive effort to break a four-game losing streak with a 63-60 victory over Cal State Fullerton on Dec. 21, at Cox Arena.

The Aztecs led for all but 36 of seconds and built a 15-point second-half advantage before hanging on for a three-point victory. San Diego State overcame 19 turnovers and 11-of-23 free throw shooting by limiting the Titans to 29.0 percent field goal shooting.

The Aztecs started their fourth different lineup in the last four games with senior Tommy Johnson and freshman Tyler Smith getting their first starts of the season.

The Aztecs were led by sophomore guard Brandon Heath, who recorded his 11th consecutive double-digit scoring game against Division I competition and connected on a three-point field goal for the 10th straight contest, with a team-high 17 points, six assists and four rebounds, off the bench. Sophomore forward Marcus Slaughter recorded his third double-double of the season and the fifth of his career with 15 points and a game-high 13 rebounds. Walk-on freshman Tyler Smith, making his first career start, had career-highs with eight points, eight rebounds and four assists. Senior guard Tommy Johnson, making his first start in nearly a year, responded with seven points, six rebounds and three assists.

San Diego State snapped a five-game streak with a negative rebound margin, with a 45-41 advantage on the boards.

CSUF	MP	FG	3FG	FT	R	F	A TO	B	S	TP
King	*32	4-11	3-5	2-3	10	4	1 0	0	2	13
Asprilla	*36	1-4	0-1	4-4	9	4	2 1	1	1	6
Brown, J.	*22	3-13	0-4	2-2	2	4	2 1	0	0	8
Brown, B.	*38	9-18	7-11	2-2	0	2	4 3	0	6	37
Harper	*33	2-11	0-6	0-0	5	4	0 4	0	0	4
Holmes	16	0-9	0-2	0-0	8	2	1 1	0	0	0
Clemmons	2	0-0	0-0	0-0	0	0	0 0	0	0	0
Quinet	21	1-3	0-0	0-0	3	4	0 2	0	0	2
Team					4					0
Totals	200	20-69	10-29	10-11	41	24	10 12	1	9	60

SDSU	MP	FG	3FG	FT	R	F	A TO	B	S	TP
Slaughter	*39	6-15	0-2	3-9	13	4	0 7	2	0	15
Davis	*12	1-1	0-0	0-2	0	2	0 0	0	0	2
Johnson	*24	3-4	0-1	1-2	6	0	3 1	0	0	7
Smith	*38	3-5	2-4	0-0	8	2	4 3	0	0	8
Thomas	*11	1-5	0-1	2-2	0	2	0 1	0	0	4
Heath	32	6-15	1-5	4-6	4	2	6 4	0	2	17
Sharper	13	2-5	1-4	0-0	0	2	1 1	0	3	5
Manker	11	1-5	0-0	0-0	4	2	1 1	0	0	2
Camara	20	1-3	0-0	1-2	5	2	0 1	2	1	3
Team					5					0
Totals	200	24-58	4-17	11-23	45	18	15 19	4	6	63

Halftime: San Diego State 32, Cal State Fullerton 26. FG %: San Diego State 41.4, Cal State Fullerton 29.0. 3FG%: San Diego State 34.5, Cal State Fullerton 23.5. FT%: Cal State Fullerton 90.9, San Diego State 47.8. Officials: Bob Staffen, Jim Danner, Ronnie Hernandez. Technicals: none. Attendance: 4,550.

Game 11

Iowa State 69, San Diego State 59

Dec. 28, 2004 ♦ Ames, Iowa

Hilton Coliseum ♦ Att.: 8,091

AMES, Iowa -- San Diego State rallied from a 13-point deficit to take a lead with less than 10 minutes remaining but was unable to hold on to the lead as Iowa State won for the 24th time in its last 25 home games with a 69-59 victory at Hilton Coliseum on Dec. 28.

The Aztecs shot just 38.3 percent from the field, but utilized a 7-0 run capped by a Marcus Slaughter three-pointer to take a 47-44 lead with 9:29 to play. The Cyclones responded with a 13-0 run to seize control of the game.

San Diego State outscored Iowa State from the field, 55-54, but the Cyclones held a 15-4 advantage from the free throw line. It marked just the third time this season that an Aztec opponent has shot more free throws than San Diego State.

Iowa State also held advantages in rebounds (37-31) and turnovers (12-17).

Sophomore guard Brandon Heath led the Aztecs with 20 points. It marked the 13th time in his career he has scored 20 or more points in a contest. Slaughter posted his fourth double-double of the season and the sixth of his career with 15 points and a game-high 12 rebounds. Senior forward Chris Walton returned to the lineup after being sidelined with a hip flexor and groin strain since the opener, and contributed six points and four rebounds.

Curtis Stinson paced the Cyclones with 17 points, while Jared Homan and Will Blalock added 16 and 15 points, respectively.

SDSU	MP	FG	3FG	FT	R	F	A TO	B	S	TP
Johnson	*6	1-2	0-0	0-0	1	1	0 0	0	0	2
Heath	*39	9-19	2-8	0-0	3	1	2 3	1	1	20
Smith	*13	0-4	0-3	0-0	1	1	1 0	0	0	0
Davis	*9	0-0	0-0	0-0	0	2	0 0	0	0	0
Slaughter	*32	6-12	1-2	2-5	12	3	1 4	2	2	15
Sharper	36	3-9	2-7	0-0	3	2	3 1	0	3	8
Thomas	8	0-0	0-0	2-2	0	0	0 0	0	0	2
Walton	23	2-7	2-6	0-0	4	3	0 2	0	1	6
Manker	19	2-6	2-5	0-0	0	3	2 0	1	6	6
Camara	15	0-1	0-0	0-0	1	3	2 1	0	0	0
Team					6					1
Totals	200	23-60	9-31	4-7	31	19	11 17	3	8	59

ISU	MP	FG	3FG	FT	R	F	A TO	B	S	TP
Stinson	*35	6-13	0-1	5-10	4	2	6 3	0	2	17
Carr	*28	1-5	0-2	1-2	7	0	3 0	0	1	3
Blalock	*36	5-7	1-2	4-5	5	0	4 3	0	1	15
Staple	*23	2-7	0-0	1-4	5	3	0 1	0	1	5
Homan	*39	7-13	0-0	2-5	7	0	1 1	3	1	16
Clark	13	2-2	1-1	0-0	1	0	1 3	0	1	5
Davis	4	0-1	0-1	0-0	0	0	0 1	0	0	0
Neal	4	0-1	0-0	0-0	0	0	0 0	0	0	0
George	5	0-0	0-0	2-2	1	0	0 0	0	0	2
Faulkner	13	3-4	0-0	0-0	2	4	1 0	1	1	6
Team					5					0
Totals	200	26-53	2-7	15-28	37	9	16 12	4	8	69

Halftime: Iowa State 32, San Diego State 29. FG %: Iowa State 49.1, San Diego State 38.3. 3FG%: Iowa State 28.3, San Diego State 29.0. FT%: Iowa State 53.6, San Diego State 57.1. Officials: Scott Thornley, Kerry Siltton, Mark Whitehead. Technicals: SDSU: Brandon Heath. Attendance: 8,091.

Game 12

Providence 76, San Diego State 67

Dec. 31, 2004 ♦ San Diego, Calif.

Cox Arena ♦ Att.: 5,132

SAN DIEGO - Donnie McGrath scored 17 points including three 3-pointers in the first seven minutes of the second half as Providence beat San Diego State, 76-67, on Saturday.

McGrath's key baskets pulled the Friars ahead for good, and they retained control by shooting 70.8 percent in the second half. Ryan Gomes added 17 points for Providence (8-4).

McGrath tied the game at 38-38 with almost four minutes gone in the second half as he made a 3-pointer, was fouled and sank the free throw.

Providence, which trailed 31-29 at halftime, led only once at 7-6 before taking the lead for good at 42-40 on Tuukka Kotti's jumper just more than five minutes into the half. The Friars were 17-of-24 in the second half after shooting just 35.5 percent in the first.

Brandon Heath scored a game-high 26 points to lead San Diego State (5-7), which trailed by as much as 10 points in the second half. Marcus Slaughter added 18 points and nine rebounds.

A power outage delayed the start of the game for more than two hours.

PC	MP	FG	3FG	FT	R	F	A TO	B	S	TP
Gomes	36	6-11	0-4	5-6	8	1	4 3	0	2	17
Kotti	30	3-9	1-4	2-3	4	2	2 4	1	3	9
Hill	13	3-4	0-0	2-3	4	3	1 0	2	0	8
McGrath	34	5-8	4-7	3-3	2	1	3 1	0	2	17
Brewing	34	1-10	0-3	0-0	4	1	4 2	1	2	2
White	14	6-7	0-0	1-2	3	3	1 2	0	0	13
McKiver	2	0-0	0-0	0-0	0	0	0 0	0	0	0
Brown	14	1-1	0-0	2-4	2	2	0 3	0	0	4
Parmer	3	0-0	0-0	0-0	0	1	0 0	0	0	0
Hanke	14	3-4	0-0	0-0	6	3	1 0	1	0	6
Burch	6	0-1	0-0	0-0	0	2	0 0	0	0	0
Team					3					0
Totals	200	28-55	5-18	15-21	36	19	16 15	5	9	76

SDSU	MP	FG	3FG	FT	R	F	A TO	B	S	TP
Walton	33	0-2	0-2	1-2	2	4	3 4	1	1	1
Slaughter	31	6-19	0-2	6-6	9	5	0 1	1	1	18
Camara	28	2-6	0-0	3-7	13	0	2 2	1	1	7
Heath	38	9-20	2-4	6-6	7	0	3 2	0	1	26
Smith	10	0-0	0-0	0-0	0	0	0 2	0	0	0
Johnson	3	1-1	0-0	0-0	0	1	0 0	0	0	2
Sharper	19	1-2	1-1	0-0	0	2	0 0	0	2	3
Davis	11	3-6	0-0	1-2	2	2	1 0	0	0	7
Thomas	21	0-5	0-1	3-4	1	2	0 1	0	1	3
Manker	6	0-2	0-1	0-0	1	1	1 0	0	0	0
Team					3					0
Totals	200	22-63	3-11	20-27	38	17	10 12	3	7	67

Halftime: San Diego State 31, Providence 29. FG %: Providence 50.8, San Diego State 34.9. 3FG%: Providence 27.8, San Diego State 27.3. FT%: San Diego State 74.1, Providence 71.4. Officials: Tim Higgins, Patrick Driscoll, Tom Lopes. Technicals: none. Attendance: 5,132.

Game 13

San Diego State 64, So. Dakota St. 49
 Jan. 3, 2005 ♦ San Diego, Calif.
 Cox Arena ♦ Att.: 3,398

SAN DIEGO -- San Diego State used a smothering defense, forcing 23 turnovers and holding South Dakota State to 30.8 percent field goal shooting as the Aztecs ended non-conference play with a 64-49 victory over Jackrabbits at Cox Arena on Jan. 3.

Starting the same five players for the second consecutive game, the Aztecs led for more than 37 minutes to improve to 6-7 on the season and snap a two-game losing streak. Claiming victory in the final non-conference test has been a good omen recently for San Diego State as the last three times SDSU has won the final pre-conference test, the Aztecs have finished .500 or better and have advanced to postseason play twice.

San Diego State had a balanced attack as all nine players to see action had at least two points and at least one rebound. SDSU was the led by the sophomore duo of Brandon Heath and Marcus Slaughter with 15 points apiece. Heath added a game-high seven assists, along with four rebounds and four steals.

The Aztecs led 36-27 with 16:31 to play before scoring eight consecutive points to take complete control of the game. Heath got things started with a breakaway dunk and score seven of the Aztecs' eight points during the spurt.

San Diego State allowed just 49 points, marking the lowest scoring output for an Aztec opponent since defeating Long Beach State 74-44 on Nov. 21, 2003. It also marked the fourth time this season SDSU has won a game by 15 or more points.

So. Dakota	MP	FG	3FG	FT	R	F	A	T	O	B	S	TP
Holdren	27	5-20	1-2	1-2	3	4	2	2	0	1	12	
Beran	25	6-12	0-1	3-5	8	4	0	7	0	1	15	
DeJong	23	1-3	0-0	0-2	7	1	3	2	0	0	2	
Geiver	31	2-5	2-4	0-0	6	2	2	4	0	0	6	
Hokenson	22	0-5	0-1	1-2	2	0	4	1	0	2	1	
Casey	8	0-0	0-0	0-0	0	0	1	1	0	0	0	
Kleinjan	22	0-4	0-3	0-0	9	2	2	1	0	1	0	
Green	22	1-8	0-2	1-2	5	5	2	5	0	2	3	
Loney	20	5-8	0-1	0-1	5	1	0	0	1	0	10	
Team										3		
Totals	00	20-65	3-14	6-14	48	19	16	23	1	7	49	

SDSU	MP	FG	3FG	FT	R	F	A	T	O	B	S	TP
Walton	25	1-1	1-1	0-0	4	4	2	3	1	0	3	
Slaughter	28	5-10	0-0	5-6	5	3	1	6	1	1	15	
Camara	22	2-5	0-0	0-0	5	2	0	0	3	0	4	
Heath	31	7-16	1-6	0-0	4	1	7	3	0	4	15	
Smith	24	2-5	2-2	1-4	4	1	3	1	0	2	7	
Sharper	21	2-5	1-4	0-0	1	2	0	0	0	0	5	
Davis	17	2-6	0-0	2-4	2	2	0	2	2	2	6	
Thomas	16	1-3	0-1	0-0	1	0	1	0	0	0	2	
Manker	16	3-8	1-2	0-0	7	1	0	1	2	1	7	
Team										3		
Totals	00	25-59	6-16	8-14	36	16	14	16	9	10	64	

Halftime: San Diego State 30, So. Dakota State 21. FG %: San Diego State 42.4, So. Dakota State 30.8. 3FG%: San Diego State 37.5, So. Dakota State 21.4. FT%: San Diego State 57.1, So. Dakota State 42.9. Officials: Jim Stupin, Duane Allen, Ken Nielson. Technicals: SDSU: Marcus Slaughter. Attendance: 3,398.

Game 14

San Diego State 59, Brigham Young 57
 Jan. 8, 2005 ♦ Provo, Utah
 Marriott Center ♦ Att.: 12,663

PROVO, Utah -- He missed four straight practices prior to the game and after the game he took a flight to Philadelphia to see a specialist for his ongoing injury to his hip flexor/groin, but on Saturday night Chris Walton put in a performance that will be recounted by Aztec fans for years to come.

The fifth-year senior scored a season-high 12 points (two more than he had scored the rest of the season combined) and added six rebounds including a put-back seven-foot jumper as time expired to give San Diego State a 59-57 victory over Brigham Young in the conference opener for both teams.

The Aztecs won for just the third time in 26 lifetime appearances at the Marriott Center despite trailing by 13 points in the first half, 11 points in the second half and by four points with 48 seconds remaining.

San Diego State limited the Cougars to 35.1 percent shooting from the field and forced 17 turnovers, including 10 after intermission.

The Aztecs trailed by 11 early in the second half, but used a 25-8 run to take a six-point lead with 9:25 to play. The Cougars responded with a 9-0 run and led 51-48 with 4:18 remaining.

Brigham Young led by four points with 48 seconds to play, but Heath connected on a driving layup off the glass to cut the Aztecs deficit to two. Following a Cougar turnover, Heath converted another driving layup to tie the game at 57. After a BYU missed free throw, the Aztecs melted the clock setting the stage for Walton's follow off a Heath miss.

SDSU	MP	FG	3FG	FT	R	F	A	T	O	B	S	TP
Davis	12	2-6	0-0	0-0	3	3	0	1	0	0	4	
Slaughter	34	6-17	1-5	4-6	6	3	2	2	0	1	17	
Camara	15	0-1	0-0	0-0	2	2	0	1	1	1	0	
Heath	32	5-16	0-3	1-3	2	0	2	5	0	2	11	
Smith	20	0-0	0-0	0-0	2	1	6	0	0	1	0	
Johnson	10	0-1	0-0	0-0	1	1	1	0	0	0	0	
Walton	30	6-8	0-2	0-0	6	1	1	1	0	12		
Sharper	18	2-4	1-2	0-0	0	0	1	1	0	1	5	
Thomas	8	0-3	0-0	1-2	0	1	1	0	0	1	1	
Manker	21	4-6	0-2	1-1	6	4	3	1	0	1	9	
Team										5		
Totals	200	25-62	2-14	7-12	33	16	17	12	2	8	59	

BYU	MP	FG	3FG	FT	R	F	A	T	O	B	S	TP
Hall	36	3-12	2-7	8-8	6	1	1	4	0	0	16	
Jensen	31	3-4	0-0	4-4	7	1	0	1	0	1	10	
Miles	25	4-12	0-0	0-0	5	2	0	1	1	0	8	
Rose	36	3-10	1-7	0-0	6	3	2	1	0	0	7	
Ainge	38	4-11	0-3	1-3	6	1	5	5	0	4	9	
Young	4	0-0	0-0	0-0	1	0	0	0	0	0	0	
Nashif	2	0-0	0-0	0-0	0	0	0	0	0	0	0	
Burgess	2	0-1	0-1	0-0	1	1	0	1	0	0	0	
Balderson	6	1-2	0-1	0-0	1	0	0	2	0	0	2	
Meads	12	2-3	0-0	1-2	6	2	0	2	0	0	5	
Dawes	8	0-2	0-0	0-0	3	2	0	0	0	0	0	
Team										5		
Totals	200	20-57	3-19	14-17	47	13	8	17	1	5	57	

Halftime: BYU 28, San Diego State 19. FG %: San Diego State 40.3, BYU 35.1. 3FG%: BYU 15.8, San Diego State 14.3. FT%: BYU 82.4, San Diego State 58.3. Officials: Scott Thornley, Bill Gracey, Mike Reed. Technicals: none. Attendance: 12,633.

Game 15

San Diego State 81, UNLV 73
 Jan. 15, 2005 ♦ Las Vegas, Nev.
 Thomas & Mack Center ♦ Att.: 12,611

LAS VEGAS -- In a city of bright lights and star-studded shows, San Diego State brought a young star of its own.

Sophomore Brandon Heath scored a career-high 37 points, converting 12-of-18 field goals and all 12 of his free throws as the Aztecs defeated pre-season Mountain West Conference favorite UNLV, 81-73.

The Aztecs recorded their first regular-season victory at the Thomas & Mack Center, their second victory in 12 games in the building and third victory over the Rebels in Las Vegas in 19 tries.

San Diego State trailed 22-16, but used a 20-5 run midway through the first half to take the lead for good. The Aztecs led the final 26:35 of the contest by shooting 49.1 percent from the field, their highest percentage in the last 10 games.

Heath's 37 points were the most by Aztec player in a Mountain West Conference game, the most in the Steve Fisher era, the 10th highest single-game total in school history and the fifth highest total in an SDSU conference game.

Sophomore forward Marcus Slaughter recorded his fifth double-double of the season and the seventh of his career with 17 points and a game-high 12 rebounds. Senior forward Chris Manker connected on three treys and added 13 points and six rebounds.

Coupled with the victory the previous week at Brigham Young, the Aztecs posted road wins over the Cougars and Rebels in the same season for the first time in school history and joined the 2002-03 Utah team as the only Mountain West Conference teams to do it in league history.

SDSU	MP	FG	3FG	FT	R	F	A	T	O	B	S	TP
Heath	39	12-18	1-3	12-12	1	2	5	6	0	2	37	
Slaughter	36	7-16	0-4	3-4	12	1	3	2	1	0	17	
Camara	19	1-2	0-0	0-2	8	1	0	1	0	1	2	
Smith	8	0-0	0-0	0-0	0	1	0	1	0	0	0	
Sharper	34	0-5	0-5	1-2	2	1	2	1	0	0	1	
Walton	34	4-8	1-3	2-3	4	3	2	2	0	0	11	
Davis	1	0-0	0-0	0-0	0	0	0	0	0	0	0	
Thomas	6	0-1	0-0	0-0	0	0	0	1	0	0	0	
Manker	23	4-7	3-4	2-2	6	4	2	1	1	0	13	
Team										4		
Totals	200	28-57	5-19	20-25	37	13	14	15	2	3	81	

UNLV	MP	FG	3FG	FT	R	F	A	T	O	B	S	TP
Blankson	32	7-14	0-1	0-0	8	4	2	1	0	1	14	
Beck	33	6-14	4-11	0-0	0	4	3	2	0	1	16	
Amundson	26	5-6	0-0	1-5	8	4	1	3	3	1	11	
Blassingame	31	5-12	0-3	0-0	1	2	8	2	0	2	10	
Hannan	16	1-4	0-2	0-0	4	1	0	1	0	1	2	
Umeh	29	7-15	2-8	2-2	6	2	0	2	0	1	18	
Terry	2	0-0	0-0	0-0	1	0	0	1	0	0	0	
Morgan	9	0-2	0-0	0-0	0	2	0	0	0	0	0	
Anthony	11	0-0	0-0	0-0	0	1	0	0	2	0	0	
Villepigue	11	0-2	0-0	2-4	8	2	0	2	0	0	2	
Team										1		
Totals	200	31-69	6-25	5-11	37	22	14	14	5	7	73	

Halftime: San Diego State 39, UNLV 32. FG %: San Diego State 49.1, UNLV 44.9. 3FG%: San Diego State 26.3, UNLV 24.0. FT%: San Diego State 80.0, UNLV 45.5. Officials: Randy McCall, Jim Stupin, Larry Spaulding. Technicals: none. Attendance: 12,611.

2004-05 San Diego State

Record: 8-8 (Home: 5-5, Away: 3-3, Neutral: 0-0)
 Mountain West Conference: 2-1 (Home: 0-1, Away: 2-0)

Date	NR	Opponent	SDSU Result				San Diego State High				
			W-L	Record	MWC	Scorer	Rebounder	Assists	Attendance		
Nov. 19		UC SANTA BARBARA	L-ot	72-80	L1	0-1	Slaughter-28	Slaughter-13	Heath-3	6,191	
Nov. 22		MONMOUTH	W	69-65	W1	1-1	Slaughter-18	Heath-9	Thomas-6	4,097	
Nov. 27		UC SAN DIEGO	W	86-51	W2	2-1	Manker-23	Manker-5	Heath-9	4,102	
Dec. 1		SAN DIEGO	W	83-63	W3	3-1	Heath-26	Slaughter-12	Heath-5	6,132	
Dec. 4		at UC Santa Barbara (D)	W	73-55	W4	4-1	Slaughter-24	Slaughter-7	Heath-7	1,518	
Dec. 7	16/21	at Washington	L	69-98	L1	4-2	Slaughter-21	Camara/Slaughter-7	Thomas-3	9,694	
Dec. 11		CALIFORNIA~	L	57-60	L2	4-3	Slaughter-18	Slaughter-9	Manker-3	8,978	
Dec. 14		SAINT MARY'S	L	64-73	L3	4-4	Heath-20	Slaughter-8	Sharper-2	4,056	
Dec. 18		at Loyola Marymount	L	68-72	L4	4-5	Slaughter-21	Slaughter-9	Heath-4	1,650	
Dec. 21		CAL STATE FULLERTON	W	63-60	W1	5-5	Heath-17	Slaughter-13	Heath-6	4,550	
Dec. 28	--/rv	at Iowa State	L	59-69	L1	5-6	Heath-20	Slaughter-12	Sharper-3	8,091	
Dec. 31		PROVIDENCE (D)	L	67-76	L2	5-7	Heath-26	Camara-13	Heath/Walton-3	5,132	
Jan. 3		SOUTH DAKOTA STATE	W	64-49	W1	6-7	Heath/Slaughter-15	Manker-7	Heath-7	3,398	
Jan. 8		at Brigham Young* (:00)	W	59-57	W2	7-7	1-0	Slaughter-17	three with-6	Smith-6	12,633
Jan. 15		at UNLV*	W	81-73	W3	8-7	2-0	Heath-37	Slaughter-12	Heath-5	12,611
Jan. 22		WYOMING*	L-ot	81-88	L1	8-8	2-1	Heath-29	Slaughter-10	Sharper-4	7,144
Jan. 24		COLORADO STATE*									
Jan. 29		at Air Force* (D)									
Jan. 31		at New Mexico*									
Feb. 5		UTAH*									
Feb. 7		BRIGHAM YOUNG*									
Feb. 12		UNLV* (D)									
Feb. 19		at Colorado State*									
Feb. 21		at Wyoming*									
Feb. 26		NEW MEXICO*									
Feb. 28		AIR FORCE*									
Mar. 5		at Utah* (D)									
Mar. 10-12		at Mountain West Conference Championships (Pepsi Center; Denver, Colo.)									

Caps denote home game. * - Indicates Mountain West Conference Game. ^ - Mountain West Conference Championships at the Pepsi Center in Denver, Colo. ~ - San Diego SLAM Presented by PerfectWave Technologies (Cox Arena; San Diego, Calif.). Two-letter abbreviation indicates round, number to left of team indicates seed. Opp. NR - Indicates San Diego State's opponent national rankings in the Associated Press and ESPN/USA Today coaches polls at gametime. :00 - Time remaining in the final ten seconds when winning team scored final points to break a tie or win the game. D - Indicates day game. c - Indicates capacity.

Record/Attendance Summary

	G	W-L	Total	Average	High
Home	10	5-5	53,780	5,378	8,978 vs. California (Dec. 11)
Mountain West	1	0-1	7,144	7,144	7,144 vs. Wyoming (Jan. 22)
Away	6	3-3	46,197	67,700	12,633 at Brigham Young (Jan. 8)
Mountain West	2	2-0	25,244	12,622	12,633 at Brigham Young (Jan. 8)
Neutral					
Total	16	8-8	99,977	6,249	12,633 at Brigham Young (Jan. 8)
Mountain West	3	2-1	32,388	10,796	12,633 at Brigham Young (Jan. 8)

Win/Loss Margin

	1	2	3	4	5	6	7	8	9	10	11	12	13	14	15	16	17	18	19	20	21	22	23	24	25	29	35
Win		1	1	1				1							1			1		1							1
Loss			1	1			1	1	2	1																	1

2004-05 San Diego State Statistics

Record: 8-8 (Home: 5-5, Away: 3-3, Neutral: 0-0)

No.	Player	GP	GS	Min	Avg	TOTAL		3-PTS		FT-FTA		REBOUNDS				PF	FO	A	TO	Blk	Stl	Pts	Avg		
						FG-FGA	Pct	3FG-FGA	Pct	Pct	Pct	Off	Def	Tot	Avg										
01	HEATH, Brandon	16	15	540	33.8	107-245	.437	29-84	.345	60-74	.811	12	43	55	3.4	29	1	62	62	2	35	303	18.9		
42	SLAUGHTER, Marcus	16	16	557	34.8	100-219	.457	9-36	.250	83-122	.680	53	90	143	8.9	50	2	21	54	20	23	292	18.3		
33	MANKER, Chris	16	6	347	21.7	55-119	.462	17-52	.327	22-27	.815	22	35	57	3.6	33	1	23	19	9	13	149	9.3		
15	SHARPER, John	16	11	446	27.9	34-91	.374	24-67	.358	11-12	.917	4	18	22	1.4	21	0	24	25	0	22	103	6.4		
21	THOMAS, Matt	16	3	279	17.4	22-71	.310	2-12	.167	28-40	.700	15	21	36	2.3	17	0	22	20	0	14	74	4.6		
20	DAVIS, Trimaine	16	4	176	11.0	25-47	.532	0-0	.000	10-22	.455	15	11	26	1.6	27	0	2	6	3	5	60	3.8		
50	CAMARA, Mohamed	16	13	320	20.0	18-47	.383	0-0	.000	7-18	.389	35	43	78	4.9	32	1	7	14	13	13	43	2.7		
03	WALTON, Chris	7	4	208	29.7	16-36	.444	4-17	.235	3-5	.600	10	13	23	3.3	23	0	11	17	4	4	39	5.6		
11	SMITH, Tyler	15	6	219	14.6	8-25	.320	7-17	.412	3-8	.375	7	21	28	1.9	19	0	24	16	0	6	26	1.7		
00	JOHNSON, Tommy	14	2	123	8.8	7-14	.500	0-3	.000	1-4	.250	5	9	14	1.0	9	0	8	12	2	3	15	1.1		
31	INES, Jared	5	0	9	1.8	3-3	1.000	0-0	.000	2-6	.333	0	0	0	0.0	0	0	0	0	0	0	8	1.6		
05	HANOUR, Travis	3	0	22	7.3	1-4	.250	1-3	.333	0-0	.000	0	3	3	1.0	3	0	2	3	1	2	3	1.0		
10	WEINSTEIN, Shawn	2	0	4	2.0	0-1	.000	0-1	.000	0-0	.000	0	0	0	0.0	0	0	0	1	0	0	0	0.0		
TEAM												23	29	52	3.3	0							1		
SDSU TOTALS		16				396-922	.430	93-292	.318	230-338	.680	201	336	537	33.6	263	5	206	250	54	140	1115	69.7		
OPPONENTS		16				400-931	.430	98-302	.325	191-269	.710	222	365	587	36.7	290	5	236	265	50	120	1089	68.1		

SCORE BY PERIODS:	1st	2nd	OT	2OT	Total
SAN DIEGO STATE	504	597	14		1,115
OPPONENTS	500	560	29		1,089

Mountain West Record: 2-1 (Home: 0-1, Away: 2-0)

No.	Player	GP	GS	Min	Avg	TOTAL		3-PTS		FT-FTA		REBOUNDS				PF	FO	A	TO	Blk	Stl	Pts	Avg		
						FG-FGA	Pct	3FG-FGA	Pct	Pct	Pct	Off	Def	Tot	Avg										
01	HEATH, Brandon	3	3	113	37.7	29-57	.509	5-14	.357	14-21	.667	0	4	4	1.3	4	0	10	16	0	7	77	25.7		
42	SLAUGHTER, Marcus	3	3	103	34.3	21-53	.396	1-10	.100	9-12	.750	7	21	28	9.3	7	0	7	7	2	3	52	17.3		
33	MANKER, Chris	3	0	70	23.3	11-19	.579	4-9	.444	6-6	1.000	1	13	14	4.7	13	1	5	4	1	3	32	10.7		
03	WALTON, Chris	3	1	98	32.7	13-22	.591	1-7	.143	2-3	.667	4	8	12	4.0	8	0	5	4	2	2	29	9.7		
15	SHARPER, John	3	2	91	30.3	4-18	.222	3-15	.200	5-6	.833	1	3	4	1.3	3	0	7	3	0	4	16	5.3		
20	DAVIS, Trimaine	3	1	23	7.7	4-10	.400	0-0	.000	2-4	.500	4	0	4	1.3	6	0	0	1	0	1	10	3.3		
21	THOMAS, Matt	3	0	27	9.0	0-4	.000	0-0	.000	3-4	.750	0	1	1	0.3	1	0	2	1	0	2	3	1.0		
50	CAMARA, Mohamed	3	3	48	16.0	1-4	.250	0-0	.000	0-2	.000	4	9	13	4.3	7	0	0	3	2	3	2	0.7		
11	SMITH, Tyler	3	2	39	13.0	0-0	.000	0-0	.000	0-0	.000	0	5	5	1.7	4	0	7	2	0	1	0	0.0		
00	JOHNSON, Tommy	2	0	13	6.5	0-1	.000	0-0	.000	0-0	.000	1	1	2	1.0	1	0	1	2	0	0	0	0.0		
TEAM												5	6	11	3.7	0							0		
SDSU TOTALS		3				83-188	.441	14-55	.255	41-58	.707	27	71	98	32.7	54	1	44	43	7	26	221	73.7		
OPPONENTS		3				82-187	.439	12-57	.211	42-59	.712	44	87	131	43.7	52	0	33	54	12	20	218	72.7		

SCORE BY PERIODS:	1st	2nd	OT	2OT	Total
SAN DIEGO STATE	99	117	5		221
OPPONENTS	100	106	12		218

2004-05 San Diego State Win/Loss Statistics

Wins Only
Games: 8

No.	Player	GP	GS	Min	Avg	TOTAL		3-PTS		FT-FTA		REBOUNDS		PF	FO	A	TO	Blk	Stl	Pts	Avg			
						FG-FGA	Pct	3FG-FGA	Pct	FT-FTA	Pct	Off	Def									Tot	Avg	
01	HEATH, Brandon	8	7	254	31.8	51-109	.468	13-38	.342	32-37	.865	4	22	26	3.3	11	0	43	33	0	21	147	18.4	
42	SLAUGHTER, Marcus	8	8	270	33.8	47-97	.485	6-21	.286	38-56	.679	14	52	66	8.3	21	0	13	28	11	6	138	17.3	
33	MANKER, Chris	8	4	181	22.6	35-64	.547	9-23	.391	11-12	.917	14	25	39	4.9	17	0	13	9	7	4	90	11.3	
15	SHARPER, John	8	5	196	24.5	21-44	.477	14-34	.412	3-4	.750	2	4	6	0.8	8	0	9	8	0	11	59	7.4	
21	THOMAS, Matt	8	1	125	15.6	9-33	.273	2-7	.286	8-17	.471	5	12	17	2.1	5	0	14	11	0	4	28	3.5	
20	DAVIS, Trimaïne	8	2	97	12.1	13-25	.520	0-0	.000	2-8	.250	8	7	15	1.9	14	0	1	4	3	3	28	3.5	
03	WALTON, Chris	3	1	89	29.7	11-17	.647	2-6	.333	2-3	.667	6	8	14	4.7	8	0	5	6	2	0	26	8.7	
50	CAMARA, Mohamed	8	7	168	21.0	11-23	.478	0-0	.000	3-7	.429	16	24	40	5.0	16	0	2	6	8	5	25	3.1	
11	SMITH, Tyler	8	4	142	17.8	7-16	.438	6-11	.545	2-6	.333	6	14	20	2.5	12	0	20	10	0	4	22	2.8	
00	JOHNSON, Tommy	6	1	64	10.7	4-6	.667	0-1	.000	1-2	.500	3	6	9	1.5	2	0	4	3	1	1	9	1.5	
31	INES, Jared	3	0	7	2.3	2-2	1.000	0-0	.000	2-6	.333	0	0	0	0.0	0	0	0	0	0	0	6	2.0	
10	WEINSTEIN, Shawn	2	0	4	2.0	0-1	.000	0-1	.000	0-0	.000	0	0	0	0.0	0	0	0	1	0	0	0	0.0	
05	HANOUR, Travis	1	0	3	3.0	0-0	.000	0-0	.000	0-0	.000	0	0	0	0.0	1	0	1	0	0	0	0	0.0	
TEAM												12	15	27	3.4	0							0	
SDSU TOTALS		8					211-437	.483	52-142	.366	104-158	.658	90	189	279	34.9	115	0	125	119	32	59	578	72.2
OPPONENTS		8					172-462	.372	57-170	.335	72-101	.713	110	158	268	33.5	145	2	108	131	16	54	473	59.1

SCORE BY PERIODS:	1st	2nd	OT	2OT	Total
SAN DIEGO STATE	259	319			578
OPPONENTS	218	255			473

Losses Only
Games: 8

No.	Player	GP	GS	Min	Avg	TOTAL		3-PTS		FT-FTA		REBOUNDS		PF	FO	A	TO	Blk	Stl	Pts	Avg			
						FG-FGA	Pct	3FG-FGA	Pct	FT-FTA	Pct	Off	Def									Tot	Avg	
01	HEATH, Brandon	8	8	286	35.8	56-136	.412	16-46	.348	28-37	.757	8	21	29	3.6	18	1	19	29	2	14	156	19.5	
42	SLAUGHTER, Marcus	8	8	287	35.9	53-122	.434	3-15	.200	45-66	.682	39	38	77	9.6	29	2	8	26	9	17	154	19.3	
33	MANKER, Chris	8	2	166	20.8	20-55	.364	8-29	.276	11-15	.733	8	10	18	2.3	16	1	10	10	2	9	59	7.4	
21	THOMAS, Matt	8	2	154	19.3	13-38	.342	0-5	.000	20-23	.870	10	9	19	2.4	12	0	8	9	0	10	46	5.8	
15	SHARPER, John	8	6	250	31.3	13-47	.277	10-33	.303	8-8	1.000	2	14	16	2.0	13	0	15	17	0	11	44	5.5	
20	DAVIS, Trimaïne	8	2	79	9.9	12-22	.545	0-0	.000	8-14	.571	7	4	11	1.4	13	0	1	2	0	2	32	4.0	
50	CAMARA, Mohamed	8	6	152	19.0	7-24	.292	0-0	.000	4-11	.364	19	19	38	4.8	16	1	5	8	5	8	18	2.3	
03	WALTON, Chris	4	3	119	29.8	5-19	.263	2-11	.182	1-2	.500	4	5	9	2.3	15	0	6	11	2	4	13	3.3	
00	JOHNSON, Tommy	8	1	59	7.4	3-8	.375	0-2	.000	0-2	.000	2	3	5	0.6	7	0	4	9	1	2	6	0.8	
11	SMITH, Tyler	7	2	77	11.0	1-9	.111	1-6	.167	1-2	.500	1	7	8	1.1	7	0	4	6	0	2	4	0.6	
05	HANOUR, Travis	2	0	19	9.5	1-4	.250	1-3	.333	0-0	.000	0	3	3	1.5	2	0	1	3	1	2	3	1.5	
31	INES, Jared	2	0	2	1.0	1-1	1.000	0-0	.000	0-0	.000	0	0	0	0.0	0	0	0	0	0	0	2	1.0	
TEAM												11	14	25	3.1	0							1	
SDSU TOTALS		8					185-485	.381	41-150	.273	126-180	.700	111	147	258	32.2	148	5	81	131	22	81	537	67.1
OPPONENTS		8					228-469	.486	41-132	.311	119-168	.708	112	207	319	39.9	145	3	128	134	34	66	616	77.0

SCORE BY PERIODS:	1st	2nd	OT	2OT	Total
SAN DIEGO STATE	245	278	14		537
OPPONENTS	282	305	29		616

2004-05 San Diego State Home/Away Statistics

Home Games Only
Record: 5-5

No.	Player	GP	GS	Min	Avg	TOTAL		3-PTS		FT-FTA		REBOUNDS		PF	FO	A	TO	Blk	Stl	Pts	Avg				
						FG-FGA	Pct	3FG-FGA	Pct	Pct	Pct	Off	Def									Tot	Avg		
01	HEATH, Brandon	10	9	346	34.6	63-152	.414	20-56	.357	39-48	.813	8	29	37	3.7	17	1	41	39	1	27	185	18.5		
42	SLAUGHTER, Marcus	10	10	346	34.6	59-132	.447	3-18	.167	56-79	.709	33	57	90	9.0	32	2	11	35	13	17	177	17.7		
33	MANKER, Chris	10	4	210	21.0	37-76	.487	8-30	.267	16-20	.800	19	19	38	3.8	14	1	14	11	6	10	98	9.8		
15	SHARPER, John	10	7	277	27.7	22-58	.379	17-44	.386	8-8	1.000	2	11	13	1.3	16	0	14	12	0	16	69	6.9		
21	THOMAS, Matt	10	2	183	18.3	15-48	.313	2-11	.182	16-24	.667	11	16	27	2.7	12	0	13	12	0	8	48	4.8		
20	DAVIS, Trimaine	10	1	113	11.3	18-33	.545	0-0	.000	6-15	.400	8	9	17	1.7	21	0	1	3	2	5	42	4.2		
50	CAMARA, Mohamed	10	9	218	21.8	16-40	.400	0-0	.000	6-14	.429	28	28	56	5.6	22	1	4	10	10	8	38	3.8		
11	SMITH, Tyler	9	3	129	14.3	6-15	.400	5-10	.500	2-6	.333	6	15	21	2.3	11	0	16	9	0	3	19	2.1		
00	JOHNSON, Tommy	9	1	78	8.7	5-8	.625	0-2	.000	1-4	.250	4	6	10	1.1	5	0	6	7	1	1	11	1.2		
03	WALTON, Chris	4	4	121	30.3	4-13	.308	1-6	.167	1-2	.500	3	6	9	2.3	16	0	8	12	3	3	10	2.5		
31	INES, Jared	3	0	6	2.0	2-2	1.000	0-0	.000	2-4	.500	0	0	0	0.0	0	0	0	0	0	0	6	2.0		
05	HANOUR, Travis	2	0	19	9.5	1-4	.250	1-3	.333	0-0	.000	0	3	3	1.5	2	0	1	3	1	2	3	1.5		
10	WEINSTEIN, Shawn	2	0	4	2.0	0-1	.000	0-1	.000	0-0	.000	0	0	0	0.0	0	0	0	1	0	0	0	0.0		
TEAM												13	12	25	2.5	0							0		
SDSU TOTALS		10					248-582	.426	57-181	.315	153-224	.683	135	211	346	34.6	168	5	129	154	37	100	706	70.6	
OPPONENTS		10					239-559	.428	66-194	.340	121-167	.725	122	224	346	34.6	189	4	144	177	29	82	665	66.5	

SCORE BY PERIODS:	1st	2nd	OT	2OT	Total
SAN DIEGO STATE	319	373	14		706
OPPONENTS	304	332	29		665

Road/Neutral Games Only
Record: 3-3

No.	Player	GP	GS	Min	Avg	TOTAL		3-PTS		FT-FTA		REBOUNDS		PF	FO	A	TO	Blk	Stl	Pts	Avg				
						FG-FGA	Pct	3FG-FGA	Pct	Pct	Pct	Off	Def									Tot	Avg		
01	HEATH, Brandon	6	6	194	32.3	44-93	.473	9-28	.321	21-26	.808	4	14	18	3.0	12	0	21	23	1	8	118	19.7		
42	SLAUGHTER, Marcus	6	6	211	35.2	41-87	.471	6-18	.333	27-43	.628	20	33	53	8.8	18	0	10	19	7	6	115	19.2		
33	MANKER, Chris	6	2	137	22.8	18-43	.419	9-22	.409	6-7	.857	3	16	19	3.2	19	0	9	8	3	3	51	8.5		
15	SHARPER, John	6	4	169	28.2	12-33	.364	7-23	.304	3-4	.750	2	7	9	1.5	5	0	10	13	0	6	34	5.7		
03	WALTON, Chris	3	0	87	29.0	12-23	.522	3-11	.273	2-3	.667	7	7	14	4.7	7	0	3	5	1	1	29	9.7		
21	THOMAS, Matt	6	1	96	16.0	7-23	.304	0-1	.000	12-16	.750	4	5	9	1.5	5	0	9	8	0	6	26	4.3		
20	DAVIS, Trimaine	6	3	63	10.5	7-14	.500	0-0	.000	4-7	.571	7	2	9	1.5	6	0	1	3	1	0	18	3.0		
11	SMITH, Tyler	6	3	90	15.0	2-10	.200	2-7	.286	1-2	.500	1	6	7	1.2	8	0	8	7	0	3	7	1.2		
50	CAMARA, Mohamed	6	4	102	17.0	2-7	.286	0-0	.000	1-4	.250	7	15	22	3.7	10	0	3	4	3	5	5	0.8		
23	Johnson, Tommy	5	1	45	9.0	2-6	.333	0-1	.000	0-0	.000	1	3	4	0.8	4	0	2	5	1	2	4	0.8		
31	INES, Jared	2	0	3	1.5	1-1	1.000	0-0	.000	0-2	.000	0	0	0	0.0	0	0	0	0	0	0	2	1.0		
05	HANOUR, Travis	1	0	3	3.0	0-0	.000	0-0	.000	0-0	.000	0	0	0	0.0	1	0	1	0	0	0	0	0.0		
TEAM												10	17	27	4.5	0							1		
SDSU TOTALS		6					148-340	.435	36-111	.324	77-114	.675	66	125	191	31.8	95	0	77	96	17	40	409	68.2	
OPPONENTS		6					161-372	.433	32-108	.296	70-102	.686	100	141	241	40.2	101	1	92	88	21	38	424	70.7	

SCORE BY PERIODS:	1st	2nd	OT	2OT	Total
SAN DIEGO STATE	185	224			409
OPPONENTS	196	228			424

2004-05 Team Game-By-Game

Opponent	Site/Date	FG-FGA	Pct	3P-3PA	Pct	FT-FTA	Pct	Off-Def	Tot	PF	AT	TO	BS	ST	1st-2nd	Pts
at SDSU	H	26-67	.388	7-26	.269	13-18	.722	18-21	39	17	12	19	2	9	26-37-9	72
UC Santa Barbara	11/19	30-60	.500	8-23	.348	12-17	.706	11-25	36	18	15	17	3	13	31-32-17	80
at SDSU	H	20-47	.426	6-15	.400	23-33	.697	15-26	41	14	11	17	3	7	28-41	69
Monmouth	11/22	21-51	.412	10-23	.435	13-16	.813	4-16	20	21	18	10	3	10	31-34	65
at SDSU	H	32-53	.604	7-17	.412	15-20	.750	11-13	24	11	23	9	5	15	35-51	86
UC San Diego	11/27	16-37	.432	9-17	.529	10-12	.833	9-12	21	16	14	27	1	6	29-22	51
at SDSU	H	30-56	.536	10-24	.417	13-18	.722	13-25	38	11	15	17	6	7	38-45	83
San Diego	12/1	26-62	.419	8-21	.381	3-5	.600	9-15	24	16	15	15	1	7	27-36	63
SDSU	A	27-45	.600	12-20	.600	7-13	.538	4-21	25	16	16	14	1	3	38-35	73
at UC Santa Barbara	12/4	18-52	.346	8-22	.364	11-15	.733	14-16	30	14	13	13	3	3	24-31	55
SDSU	A	26-62	.419	4-13	.308	13-19	.684	15-16	31	18	10	26	6	12	34-35	69
at No. 16/21 Wash.	12/7	38-75	.507	9-22	.409	13-17	.765	24-21	45	19	23	20	6	9	56-42	98
at SDSU	H	21-60	.350	4-19	.211	11-13	.846	11-19	30	15	9	14	2	12	29-28	57
California	12/11	25-54	.463	2-13	.154	8-14	.571	13-24	37	16	15	15	3	3	37-23	60
at SDSU	H	18-50	.360	3-14	.214	25-37	.676	15-12	27	24	7	15	0	12	29-35	64
Saint Mary's	12/14	22-45	.489	8-23	.348	21-26	.808	12-24	36	23	14	20	5	10	33-40	73
SDSU	A	19-54	.352	4-14	.286	26-38	.684	15-19	34	14	9	12	3	6	26-42	68
at Loyola M'mount	12/18	28-66	.424	4-13	.308	12-14	.857	19-26	45	24	18	12	2	6	24-48	72
at SDSU	H	24-58	.414	4-17	.235	11-23	.478	15-30	45	18	15	19	4	6	32-31	63
Cal State Fullerton	12/21	20-69	.290	10-29	.345	10-11	.909	19-22	41	24	10	12	1	9	26-34	60
SDSU	A	23-60	.383	9-31	.290	4-7	.571	12-19	31	19	11	17	3	8	29-30	59
at Iowa State	12/28	26-53	.491	2-7	.286	15-28	.536	11-26	37	9	16	12	4	8	32-37	69
at SDSU	H	22-63	.349	3-11	.273	20-27	.741	18-20	38	17	10	12	3	7	31-36	67
Providence	12/31	28-55	.509	5-18	.278	15-21	.714	10-26	36	19	16	15	5	9	29-47	76
at SDSU	H	25-59	.424	6-16	.375	8-14	.571	12-24	36	16	14	16	9	10	30-34	64
South Dakota State	1/3	20-65	.308	3-14	.214	6-14	.429	23-25	48	19	16	23	1	7	21-28	49
SDSU	A	25-62	.403	2-14	.143	7-12	.583	11-22	33	16	17	12	2	8	19-40	59
at Brigham Young	1/8	20-57	.351	3-19	.158	14-17	.824	18-29	47	13	8	17	1	5	28-29	57
SDSU	A	28-57	.491	5-19	.263	20-25	.800	9-28	37	13	14	15	2	3	39-42	81
at UNLV	1/15	31-69	.449	6-25	.240	5-11	.455	14-23	37	22	14	14	5	7	32-41	73
at SDSU	H	30-69	.435	7-22	.318	14-21	.667	7-21	28	25	13	16	3	15	41-35-5	81
Wyoming	1/22	31-61	.508	3-13	.231	23-31	.742	12-35	47	17	11	23	6	8	40-36-12	88
at SDSU	H															
Colorado State	1/24															

2004-05 Game-By-Game Leaders Misc. Stats

Below is a look at the efficiency leader (the formula is efficiency = (PTS + REB + AST + STL + BLK) - ((FGA - FGM) + (FTA - FTM) + TO)), the hockey +/- leader (differential in score while player is on the court) (minimum 10 minutes played), the PRA leader (points+rebounds+assists) and playing time leader for individual games.

Date	Opponent	SDSU Result	Efficiency	Hockey +/-	PRA	Playing Time
Nov. 19	UC SANTA BARBARA	L-ot 72-80	Slaughter+31	Manker+10	Slaughter42	Slaughter41:44
Nov. 22	MONMOUTH	W 69-65	Slaughter+19	Thomas+17	Heath27	Slaughter35:23
Nov. 27	UC SAN DIEGO	W 86-51	Manker+29	Heath/Slaughter .+24	Manker31	Slaughter30:14
Dec. 1	SAN DIEGO	W 83-63	Manker+28	Manker+22	Heath34	Slaughter34:46
Dec. 4	at UC Santa Barbara	W 73-55	Heath+27	Sharper+33	Slaughter32	Sharper31:03
Dec. 7	at No. 16/21 Washington	L 69-98	Slaughter+19	Johnson-5	Slaughter29	Slaughter35:36
Dec. 11	CALIFORNIA	L 57-60	Slaughter+16	Davis+3	Slaughter28	Slaughter38:41
Dec. 14	SAINT MARY'S	L 64-73	Slaughter+15	Davis+1	Slaughter23	Heath37:24
Dec. 18	at Loyola Marymount	L 68-72	Slaughter+16	Slaughter+3	Slaughter32	Slaughter37:47
Dec. 21	CAL STATE FULLERTON	W 63-60	Smith+15	Johnson+9	Slaughter28	Slaughter38:32
Dec. 28	at Iowa State	L 59-69	Slaughter+19	Smith+10	Slaughter28	Heath39:22
Dec. 31	PROVIDENCE	L 67-76	Heath+24	Slaughter+4	Heath36	Heath38:22
Jan. 3	SOUTH DAKOTA STATE	W 64-49	Heath+18	Smith+21	Heath26	Heath32:18
Jan. 8	at Brigham Young*	W 59-57	Walton+17	Manker+17	Slaughter25	Slaughter33:53
Jan. 15	at UNLV*	W 81-73	Heath+33	Manker+21	Heath43	Heath39:23
Jan. 22	WYOMING*	L-ot 81-88	Slaughter+18	Slaughter+4	Heath33	Heath40:55

Individual Game Win Share Champion: UC Santa Barbara - Chris Manker .2743; Monmouth - Matt Thomas .4729; UC San Diego - Marcus Slaughter .1797; San Diego - Chris Manker .2500; at UC Santa Barbara - Marcus Slaughter .2912; at Washington - Matt Thomas .0790; California - Trimaime Davis .1463; Saint Mary's - Brandon Heath .1014; at Loyola Marymount - Marcus Slaughter .2106; Cal State Fullerton - Tommy Johnson .4032; at Iowa State - Chris Walton and Tyler Smith .0700. Providence - Marcus Slaughter .1654; South Dakota State - Tyler Smith .2008; at Brigham Young - Chris Manker .9833; at UNLV - Chris Manker .3696; Wyoming - Marcus Slaughter .1756.

2004-05 Game-By-Game Biggest Leads/Time in Lead

Below is a look at the efficiency leader (the formula is efficiency = (PTS + REB + AST + STL + BLK) - ((FGA - FGM) + (FTA - FTM) + TO)), the hockey +/- leader (differential in score while player is on the court) (minimum 10 minutes played), the PRA leader (points+rebounds+assists) and playing time leader for individual games.

Date	Opponent	SDSU Result	SDSU Big Opp Big			SDSU in Opp in				Paint		Off TOs		2nd Ch.		Bench	
			Lead	Lead	Ties	LC	Lead	Lead	Tied	SD	Opp	SD	Opp	SD	Opp	SD	Opp
Nov. 19	UC SANTA BARBARA	L-ot 72-80	3	10	6	5	3:55	36:16	4:45	28	24	20	20	16	8	19	11
Nov. 22	MONMOUTH	W 69-65	4	18	2	3	1:02	37:07	1:51	22	16	14	15	12	4	13	26
Nov. 27	UC SAN DIEGO	W 86-51	35	2	5	11	33:53	1:33	4:34	50	14	30	4	16	0	24	20
Dec. 1	SAN DIEGO	W 83-63	20	6	1	5	31:12	5:59	2:49	30	24	24	18	21	12	6	14
Dec. 4	at UC Santa Barbara	W 73-55	36	1	2	0	37:12	1:47	1:01	24	14	21	10	2	9	9	24
Dec. 7	at No. 16/21 Washington	L 69-98	none	33	0	0	0:00	39:37	0:23	38	42	23	38	12	20	18	33
Dec. 11	CALIFORNIA	L 57-60	3	10	3	2	3:10	34:21	2:29	22	32	9	14	11	14	10	16
Dec. 14	SAINT MARY'S	L 64-73	2	11	7	1	2:02	34:32	3:26	24	22	21	19	16	15	14	22
Dec. 18	at Loyola Marymount	L 68-72	7	7	7	8	23:44	11:38	4:38	26	34	16	18	11	19	15	16
Dec. 21	CAL STATE FULLERTON	W 63-60	15	2	1	1	39:24	0:19	0:17	32	14	11	16	8	7	27	2
Dec. 28	at Iowa State	L 59-69	3	13	2	2	0:58	35:57	3:05	24	38	16	22	9	13	22	13
Dec. 31	PROVIDENCE	L 67-76	7	10	3	5	21:50	16:01	2:04	34	34	18	17	19	15	15	23
Jan. 3	SOUTH DAKOTA STATE	W 64-49	17	1	0	4	37:02	2:17	0:41	36	30	22	17	13	8	20	13
Jan. 8	at Brigham Young*	W 59-57	6	13	5	3	5:05	33:09	1:46	30	24	18	11	13	13	27	7
Jan. 15	at UNLV*	W 81-75	12	6	0	3	27:00	2:49	0:11	42	32	15	14	6	15	24	20
Jan. 22	WYOMING*	L-ot 81-88	11	8	6	11	27:30	14:15	3:15	38	40	24	17	7	17	18	30

2004-05 Efficiency Ratings

The National Basketball Association uses a formula to rank the most efficient players in the league. The formula is efficiency = (PTS + REB + AST + STL + BLK) - ((FGA - FGM) + (FTA - FTM) + TO). Below are San Diego State's efficiency Ratings for the 2003-04 season.

SEASON EFFICIENCY POINTS

Marcus Slaughter	.287
Brandon Heath	.243
Chris Manker	.163
Mohamed Camara	.100
John Sharper	.088
Matt Thomas	.065
Trimaine Davis	.056
Tyler Smith	.046
Chris Walton	.042
Tommy Johnson	.020
Travis Hanour	.005
Jared Ines	.004
Shawn Weinstein	-.002

SEASON EFFICIENCY POINTS PER GAME

Marcus Slaughter	.1794
Brandon Heath	.1519
Chris Manker	.1019
Mohamed Camara	.0625
Chris Walton	.0600
John Sharper	.0550
Matt Thomas	.0406
Trimaine Davis	.0350
Tyler Smith	.0307
Travis Hanour	.0167
Tommy Johnson	.0143
Jared Ines	.0080
Shawn Weinstein	-.0100

SEASON EFFICIENCY POINTS PER MINUTE

Marcus Slaughter	.0515
Chris Manker	.0470
Brandon Heath	.0450
Jared Ines	.0444
Trimaine Davis	.0318
Mohamed Camara	.0313
Matt Thomas	.0233
Travis Hanour	.0227
Tyler Smith	.0210
Chris Walton	.0202
John Sharper	.0197
Tommy Johnson	.0163
Shawn Weinstein	-.0667

2004-05 Hockey +/- Ratings

Hockey +/- tracks the team score while the player is on the court (total point team scored while on the court-total points team allowed while on the court).

HOCKEY +/- POINTS

Chris Manker	+75
Tyler Smith	+37
Marcus Slaughter	+27
John Sharper	+19
Shawn Weinstein	+10
Brandon Heath	+6
Trimaine Davis	+5
Travis Hanour	+3
Jared Ines	+2
Chris Walton	-2
Matt Thomas	-14
Tommy Johnson	-23
Mohamed Camara	-35

HOCKEY +/- POINTS PER GAME

Shawn Weinstein	+5.00
Chris Manker	+4.69
Tyler Smith	+2.47
Marcus Slaughter	+1.69
John Sharper	+1.19
Travis Hanour	+1.00
Brandon Heath	+0.38
Jared Ines	+0.50
Trimaine Davis	+0.31
Chris Walton	-0.29
Matt Thomas	-0.88
Tommy Johnson	-1.64
Mohamed Camara	-2.19

HOCKEY +/- POINTS PER MINUTE

Shawn Weinstein	+2.500
Jared Ines	+0.222
Chris Manker	+0.216
Tyler Smith	+0.169
Travis Hanour	+0.136
Marcus Slaughter	+0.048
John Sharper	+0.043
Trimaine Davis	+0.028
Brandon Heath	+0.011
Chris Walton	-0.010
Matt Thomas	-0.050
Mohamed Camara	-0.109
Tommy Johnson	-0.187

2004-05 Win Share Ratings

Combines efficiency rating and hockey plus/minus rating into one value. Total number for all individual players added together equals the total number of team victories.

WIN SHARES

Marcus Slaughter	+2.2040
Chris Manker	+1.9757
Brandon Heath	+1.2966
Tyler Smith	+0.9666
John Sharper	+0.7942
Chris Walton	+0.5892
Matt Thomas	+0.4201
Trimaine Davis	+0.1295
Tommy Johnson	+0.0431
Travis Hanour	+0.0281
Shawn Weinstein	+0.0222
Jared Ines	+0.0066
Mohamed Camara	-0.4759

2004-05 Points/Rebounds/Assists

Opponent	0	1	3	5	10	11	15	20	21	31	33	42	50
	Tommy Johnson	Brandon Heath	Chris Walton	Travis Hanour	Shawn Weinstein	Tyler Smith	John Sharper	Trimaine Davis	Matt Thomas	Jared Ines	Chris Manker	Marcus Slaughter	Mohamed Camara
UC SANTA BARBARA	0/1/2	17/4/3*	0/1/1*	INJ	CD	0/0/0	8/3/2*	0/1/0	2/1/1	0/0/0	17/8/2	28/13/1*	0/5/0*
MONMOUTH	2/1/0	16/9/2*	INJ	INJ	CD	1/2/1	6/0/1*	2/3/0	8/5/6	CD	9/2/1*	18/7/0*	7/8/0*
UC SAN DIEGO	0/0/0	5/1/9*	INJ	INJ	0/0/0	3/2/4	9/1/2*	8/2/0	7/4/2	6/0/0	23/5/3*	20/4/3*	5/4/0*
SAN DIEGO	0/1/0	26/3/5*	INJ	INJ	0/0/0	0/2/2	13/1/1*	2/2/0	4/5/1	0/0/0	22/6/2*	12/12/3*	4/5/1*
at UC Santa Barbara	0/0/0	20/2/7*	INJ	0/0/1	DNT	3/0/0	15/1/1*	4/3/1	2/2/3	0/0/0	5/3/1*	24/7/1*	0/3/1*
at No. 16/21 Washington	2/1/1	18/4/1*	INJ	INJ	DNT	0/1/1	2/0/2*	0/1/0	14/3/3	2/0/0	8/1/1*	21/7/1*	2/7/0*
CALIFORNIA	0/0/0	14/3/2*	INJ	0/3/1	CD	CD	7/3/1*	4/1/0	6/2/1	CD	2/1/3*	18/9/1*	6/7/0*
SAINT MARY'S	0/0/1	20/1/1*	INJ	3/0/0	CD	0/0/1	3/2/2*	5/3/0	10/7/0*	CD	6/2/1	15/8/0*	2/1/1*
at Loyola Marymount	0/1/0	12/6/4*	INJ	CD	DNT	4/3/0	3/3/1*	10/2/0*	7/4/2*	CD	10/3/0	21/9/2*	1/1/0
CAL STATE FULLERTON	7/6/3*	17/4/6	INJ	CD	CD	8/8/4*	5/0/1	2/0/0*	4/0/0*	CD	2/4/1	15/13/0*	3/5/0
at Iowa State	2/1/0*	20/3/2*	6/4/0	CD		0/1/1*	8/3/3	0/0/0*	2/0/0	CD	6/0/2	15/12/1*	0/1/2
PROVIDENCE	2/0/0	26/7/3*	1/2/3*	CD		0/0/0*	3/0/0	7/2/1	3/1/0	CD	0/1/1	18/9/0*	7/13/2*
SOUTH DAKOTA ST.	CD	15/4/7*	3/4/2*	CD		7/4/3*	5/1/0	6/2/0	2/1/1	CD	7/7/0	15/5/1*	4/5/0*
at Brigham Young	0/1/1	11/2/2	12/6/1	CD		0/2/6*	5/0/1	4/3/0*	1/0/1	CD	9/6/3	17/6/2*	0/2/0*
at UNLV	CD	37/1/5	11/4/2*	CD		0/0/0*	1/2/2*	0/0/0	0/0/0	DNT	13/6/2	17/12/3*	2/8/0*
WYOMING	0/1/0	29/1/3	6/2/2*	CD		0/3/1	10/2/4*	6/1/0	2/1/1	CD	10/2/0	18/10/2*	0/3/0*
*COLORADO ST.													
*at Air Force													
*at New Mexico													
*UTAH													
*BRIGHAM YOUNG													
*UNLV													
*at Colorado St.													
*at Wyoming													
*NEW MEXICO													
*AIR FORCE													
*at Utah													

* - Indicates starter. CD - Did Not Play-Coach's Decision. DNT - Did Not Travel. INJ - Did Not Play-Injured. * - Indicates Mountain West Conference Game. ` - 2005 Mountain West Conference Basketball Championship.

2004-05 Superlatives

Individual

Category	San Diego State	Opponent
Points Scored	37 by Brandon Heath at UNLV (1-15-05)	30 by Matthew Knight at Loyola Marymount (12-18-04)
Field Goals	12 by Brandon Heath vs. Wyoming (1-22-05) 12 by Brandon Heath at UNLV (1-15-05)	13 by Matthew Knight at Loyola Marymount (12-18-04)
Field Goals Attempted	23 by Brandon Heath vs. Wyoming (1-22-05)	21 by Jay Straight vs. Wyoming (1-22-05) 21 by Matthew Knight at Loyola Marymount (12-18-04)
Highest FG Percentage (min. 5 made)	80.0 (8-10) by Brandon Heath at UCSB (12-4-04)	85.7 (6-7) by DeSean White 13 vs. Providence (12-31-04)
Highest FG Percentage (min. 10 made)	66.7 (12-18) by Brandon Heath at UNLV (1-15-05)	61.9 (13-21) by Matthew Knight at LMU (12-18-04)
3-Point Field Goals Made	4 by Brandon Heath vs. Wyoming (1-22-05) 4 by Brandon Heath at UCSB (12-4-04)	7 by Bobby Brown vs. Cal State Fullerton (12-21-04)
3-Point Field Goals Attempted	10 by Brandon Heath vs. UCSB (11-19-04)	11 by Romel Beck at UNLV (1-15-05) 11 by Bobby Brown vs. Cal State Fullerton (12-21-04)
3-Point Field Goal Percentage (min. 4 made)	66.7 (4-6) by Brandon Heath at UCSB (12-4-04)	80.0 (4-5) by Josh Davis vs. UC Santa Barbara (11-19-04)
3-Point Field Goal Percentage (min. 7 made)	NA	63.6 (7-11) by Bobby Brown vs. Cal State Fullerton (12-21-04)
Free Throws	12 by Brandon Heath at UNLV (1-15-05) 12 by Marcus Slaughter vs. UCSB (11-19-04)	9 by Frederic Adjwanou vs. Saint Mary's (12-14-04)
Free Throws Attempted	14 by Marcus Slaughter at Loyola Marymount (12-18-04) 14 by Marcus Slaughter vs. Saint Mary's (12-14-04) 14 by Marcus Slaughter vs. Monmouth (11-22-04) 14 by Marcus Slaughter vs. UCSB (11-19-04)	10 by Curtis Stinson at Iowa State (12-28-04) 10 by Frederic Adjwanou vs. Saint Mary's (12-14-04)
Free Throw Percentage (min. 5 made)	1.000 (12-12) by Brandon Heath at UNLV (1-15-05) 1.000 (8-8) by Brandon Heath vs. Monmouth (11-22-04) 1.000 (6-6) by Brandon Heath vs. Providence (12-31-04) 1.000 (6-6) by Marcus Slaughter vs. Providence (12-31-04) 1.000 (5-5) by Marcus Slaughter at UCSB (12-4-04) 1.000 (5-5) by Chris Manker vs. UCSD (11-27-04)	100.0 (8-8) by Mike Hall at Brigham Young (1-8-05)
Free Throw Percentage (min. 10 made)	100.0 (12-12) by Brandon Heath at UNLV (1-15-05)	NA
Offensive Rebounds	8 by Marcus Slaughter vs. UCSB (11-19-04)	6 by Matthew Knight at Loyola Marymount (12-18-04) 6 by Bobby Jones at Washington (12-7-04)
Defensive Rebounds	10 by Marcus Slaughter vs. Cal State Fullerton (12-21-04) 13 by Mohamed Camara vs. Providence (12-31-04)	9 by Jonatahan Sanders vs. Saint Mary's (12-14-04) 11 by Justin Williams vs. Wyoming (1-22-05)
Total Rebounds	13 by Marcus Slaughter vs. Cal State Fullerton (12-21-04) 13 by Marcus Slaughter vs. UCSB (11-19-04)	
Assists	9 by Brandon Heath vs. UCSD (11-27-04)	8 by Jerel Blassingame at UNLV (1-15-05) 8 by Will Conroy at Washington (12-7-04)
Blocked Shots	3 by Marcus Slaughter vs. SDSU (1-3-05) 3 by Chris Manker vs. San Diego (12-1-04) 3 by Marcus Slaughter vs. UCSD (11-27-04)	6 by Justin Williams vs. Wyoming (1-22-05)
Steals	5 by Brandon Heath vs. UCSD (11-27-04)	6 by Bobby Brown vs. Cal State Fullerton (12-21-04)
Minutes Played	42 by Brandon Heath vs. Wyoming (1-22-05) 42 by Marcus Slaughter vs. UCSB (11-19-04)	41 by Chrismen Oliver vs. UC Santa Barbara (11-19-04)
Minutes Played (Regulation)	40 by Marcus Slaughter at Loyola Marymount (12-18-04)	39 by Jared Homan at Iowa State (12-28-04)

Team

SDSU High	SDSU Low	Category	Opponent High	Opponent Low
86 vs. UCSD (11-27-04)	57 vs. California (12-11-04)	Points Scored	98 at Washington (12-7-04)	49 vs. SDSU (1-3-05)
32 vs. UCSD (11-27-04)	18 vs. Saint Mary's (12-14-04)	Field Goals	38 at Washington (12-7-04)	16 vs. UCSD (11-27-04)
69 vs. Wyoming (1-22-05)	45 at UCSB (12-4-04)	Field Goals Attempted	75 at Washington (12-7-04)	37 vs. UCSD (11-27-04)
60.4 vs. UCSD (11-27-04)	34.9 vs. Providence (12-31-04)	FG Percentage	50.9 vs. Providence (12-31-04)	29.0 vs. CSUF (12-21-04)
12 at UCSB (12-4-04)	2 at Brigham Young (1-8-05)	3-Point Field Goals Made	10 vs. Monmouth vs. CSUF	2 vs. California/at Iowa State
31 at Iowa State (12-28-04)	11 vs. Providence (12-31-04)	3-Point Field Goals Attempted	29 vs. CSUF (12-21-04)	7 at Iowa State (12-28-04)
60.0 at UCSB (12-4-04)	14.3 at Brigham Young (1-8-05)	3-Point Field Goal Percentage	52.9 vs. UCSD (11-27-04)	15.4 vs. California (12-11-04)
26 at Loyola Marymount (12-18-04)	4 at Iowa State (12-28-04)	Free Throws Made	23 vs. Wyoming (1-22-05)	3 vs. San Diego (12-1-04)
38 at Loyola Marymount (12-18-04)	7 at Iowa State (12-28-04)	Free Throws Attempted	31 vs. Wyoming (1-22-05)	5 vs. San Diego (12-1-04)
84.6 vs. California (12-11-04)	47.8 vs. CSUF (12-21-04)	Free Throw Percentage	90.9 vs. CSUF (12-21-04)	42.9 vs. SDSU (1-3-05)
18 vs. UCSB vs. Providence	4 at UCSB (12-4-04)	Offensive Rebounds	24 at Washington (12-7-04)	4 vs. Monmouth (11-22-04)
30 vs. CSUF (12-21-04)	12 vs. Saint Mary's (12-14-04)	Defensive Rebounds	35 vs. Wyoming (1-22-05)	12 vs. UCSD (11-27-04)
45 vs. CSUF (12-21-04)	24 vs. UCSD (11-27-04)	Total Rebounds	48 vs. SDSU (1-3-05)	20 vs. Monmouth (11-22-04)
25 vs. Wyoming (1-22-05)	11 vs. UCSD/San Diego	Fouls	24 at LMU vs. CSUF	9 at Iowa State (12-28-04)
2 vs. Saint Mary's (12-14-04)	0 - several times	Fouled Out	1 - several times	0 - several times
23 vs. UCSD (11-27-04)	7 vs. Saint Mary's (12-14-04)	Assists	23 at Washington (12-7-04)	8 at Brigham Young (1-8-05)
26 at Washington (12-7-04)	9 vs. UCSD (11-27-04)	Turnovers	27 vs. UCSD (11-27-04)	10 vs. Monmouth (11-22-04)
9 vs. SDSU (1-3-05)	0 vs. Saint Mary's (12-14-04)	Blocked Shots	6 at Washington vs. Wyoming	1 - five times
15 vs. UCSD vs. Wyoming	6 at Loyola Marymount vs. CSUF	Steals	13 vs. UCSB (11-19-04)	3 at UCSB vs. California
51 vs. UCSD, 2nd (11-27-04)	19 at Brigham Young, 1st (1-8-05)	Points/Half	56 at Washington (12-7-04)	21 vs. SDSU, 1st (1-3-05)
65.4 vs. UCSD, 2nd (11-27-04)	22.6 at Brigham Young, 1st (1-8-05)	FG Percentage/Half	70.8 vs. Providence (12-31-04)	27.3 at BYU, 1st (1-8-05)
4 vs. USD/at LMU/at UNLV vs. Wyo.	2 - seven times	Double-Figure Scorers	5 at UNLV vs. Wyoming	1 at UCSB (12-4-04)

Season and Career Highs

► 0 • TOMMY JOHNSON

	Season	Career
Points	7 vs. CSUF, 12-21-04	18 vs. Troy St., 11-30-03
Rebounds	6 vs. CSUF, 12-21-04	7 vs. IPFW, 12-30-02
Assists	3 vs. CSUF, 12-21-04	5 at Cal Poly, 11-30-02
Steals	2 at Washington, 12-7-04	4 vs. Troy St., 11-30-03
Blocked Shots	1 - two times	2 - two times
Minutes	24 vs. CSUF, 12-21-04	33 vs. Troy St., 11-30-03

► 1 • BRANDON HEATH

	Season	Career
Points	37 at UNLV, 1-15-05	37 at UNLV, 1-15-05
Rebounds	9 vs. Monmouth, 11-22-04	9 vs. Monmouth, 11-22-04
Assists	9 vs. UCSD, 11-27-04	9 vs. UCSD, 11-27-04
Steals	5 vs. UCSD, 11-27-04	5 vs. UCSD, 11-27-04
Blocked Shots	1 - two times	1 - two times
Minutes	42 vs. Wyoming, 1-22-05	43 at Colorado St., 1-24-04

► 3 • CHRIS WALTON

	Season	Career
Points	12 at BYU, 1-8-05	17 at BYU, 2-9-04
Rebounds	6 at BYU, 1-8-05	10 - two times
Assists	3 vs. Providence, 12-31-04	6 vs. Portland, 12-31-03
Steals	2 vs. Wyoming, 1-22-05	3 - six times
Blocked Shots	1 - three times	4 vs. UNM, 2-28-02
Minutes	34 - two times	40 at CSU, 1-24-04

► 5 • TRAVIS HANOUR

	Season	Career
Points	3 vs. Saint Mary's, 12-14-04	11 - two times
Rebounds	3 vs. California, 12-11-04	7 vs. Utah, 1-18-03
Assists	1 - two times	3 vs. Wash. St., 2-10-01
Steals	2 vs. California, 12-11-04	2 - two times
Blocked Shots	1 vs. California, 12-11-04	2 vs. Chaminade, 11-20-00
Minutes	15 vs. California, 12-11-04	35 vs. Utah, 1-18-03

► 11 • TYLER SMITH

	Season
Points	8 vs. CSUF, 12-21-04
Rebounds	8 vs. CSUF, 12-21-04
Assists	6 at BYU, 1-8-05
Steals	2 vs. SDSU, 1-3-05
Blocked Shots	0
Minutes	38 vs. CSUF, 12-21-04

► 15 • JOHN SHARPER

	Season	Career
Points	15 at UCSB, 12-4-04	15 at UCSB, 12-4-04
Rebounds	3 - four times	5 vs. UCSD, 12-2-02
Assists	4 vs. Wyoming, 1-22-05	4 - two times
Steals	3 - four times	3 - five times
Blocked Shots	0	none
Minutes	40 vs. UCSB, 11-19-04	40 vs. UCSB, 11-19-04

► 20 • TRIMAINE DAVIS

	Season	Career
Points	10 at LMU, 12-18-04	10 at LMU, 12-18-04
Rebounds	3 - four times	4 - three times
Assists	1 - two times	1 - five times
Steals	2 vs. SDSU, 1-3-05	2 vs. SDSU, 1-3-05
Blocked Shots	2 vs. SDSU, 1-3-05	2 - two times
Minutes	19 at UCSB, 12-4-04	19 - two times

► 21 • MATT THOMAS

	Season
Points	14 at Washington, 12-7-04
Rebounds	7 vs. Saint Mary's, 12-14-04
Assists	6 vs. Monmouth, 11-22-04
Steals	3 - two times
Blocked Shots	0
Minutes	32 vs. Saint Mary's, 12-14-04

► 33 • CHRIS MANKER

	Season	Career
Points	23 vs. UCSD, 11-27-04	23 vs. UCSD, 11-27-04
Rebounds	8 vs. UCSB, 11-19-04	9 vs. UCSD, 12-6-03
Assists	3 - three times	3 - three times
Steals	3 vs. UCSB, 11-19-04	3 vs. UCSB, 11-19-04
Blocked Shots	3 vs. San Diego, 12-1-04	3 vs. San Diego, 12-1-04
Minutes	35 vs. UCSB, 11-19-04	35 vs. UCSB, 11-19-04

► 42 • MARCUS SLAUGHTER

	Season	Career
Points	28 vs. UCSB, 11-19-04	28 vs. UCSB, 11-19-04
Rebounds	13 - two times	15 at UNLV, 2-17-04
Assists	3 - three times	4 at Saint Mary's, 1-6-04
Steals	4 vs. UCSB, 11-19-04	5 at UNM, 2-28-04
Blocked Shots	3 vs. UCSD, 11-27-04	3 vs. UCSD, 11-27-04
Minutes	41 vs. UCSB, 11-19-04	41 vs. UCSB, 11-19-04

► 50 • MOHAMED CAMARA

	Season
Points	7 - two times
Rebounds	13 vs. Providence, 12-31-04
Assists	2 - two times
Steals	3 at Washington, 12-7-04
Blocked Shots	3 vs. SDSU, 1-3-05
Minutes	31 - two times

2004-05 Miscellaneous Statistics

San Diego State's Record When...

Category	This Season	Fisher Era	SDSU Streak
Home	5-5	56-33	Lost 1
Away	3-3	18-50	Won 2
Neutral	0-0	4-4	Lost 2
Scoring First	1-5		Lost 1
Opponent Scores First	7-3		Won 2
Leading at Half	6-3	57-16	Lost 1
Trailing at Half	2-5	18-71	Won 1
Tied at Half	0-0	3-0	
Leading with 5:00 Left	6-0		Won 6
Trailing with 5:00 Left	2-8		Lost 1
Tied with 5:00 Left	0-0		Won 1
In Overtime	0-2	1-10	Lost 4
SDSU Outrebounds Opp.	4-2	52-32	Lost 1
SDSU is Outrebounded	3-6	25-53	Lost 1
Opp. Commits More TOs	3-4	48-23	Lost 1
SDSU Commits More TOs	5-3	26-57	Won 1
SDSU More FT Attempts	5-5	51-28	Won 1
Opp. More FT Attempts	2-3	24-59	Lost 1
SDSU Shoots Better than Opp.	8-0	62-19	Won 8
Opp. Shoots Better than SDSU	0-8	14-67	Lost 11
SDSU Shoots 50% or Better	3-0	28-10	Won 5
SDSU Shoots 40-50%	5-2	41-37	Lost 1
SDSU Shoots 40% or Less	0-6	9-40	Lost 7
Opp. Shoots 50% or Better	0-4	8-25	Lost 6
Opp. Shoots 40-50%	4-4	35-55	Won 1
Opp. Shoots 40% or Less	4-0	36-6	Won 5
SDSU Bench Outscores Opp.	5-2	43-31	Won 3
Opp. Bench Outscores SDSU	3-6	33-52	Lost 6
SDSU Scores Less Than 60	1-2	3-26	Won 1
SDSU Scores Between 60-69	3-4	20-35	Won 1
SDSU Scores Between 70-79	1-1	29-16	Won 1
SDSU Scores Between 80-89	3-1	19-10	Lost 1
SDSU Scores Between 90-99	0-0	7-0	Won 7
SDSU Scores 100+	0-0	0-0	Won 23
Opp. Scores Less Than 60	4-0	28-4	Won 4
Opp. Scores Between 60-69	3-2	31-14	Lost 1
Opp. Scores Between 70-79	1-3	19-35	Won 1
Opp. Scores Between 80-89	0-2	0-21	Lost 30
Opp. Scores Between 90-99	0-1	0-11	Lost 21
Opp. Scores 100+	0-0	0-2	Lost 8
Wearing Black	3-2		Won 2
Wearing Red	3-1		Won 1
Wearing White	2-5		Lost 1
On Monday	2-0		Won 2
On Tuesday	1-3		Lost 1
On Wednesday	1-0		Won 4
On Thursday	0-0		Lost 1
On Friday	0-2		Lost 2
On Saturday	4-3		Lost 1
On Sunday	0-0		Lost 1
In November	2-1		Won 2
In December	3-6		Lost 2
In January	3-1		Lost 1
In February	0-0		Lost 1
In March	0-0		Lost 3

STARTING LINEUPS

SF	PF	C	SG	PG	W-L
Slaughter	Walton	Camara	Sharper	Heath	1-1
Slaughter	Manker	Camara	Sharper	Heath	4-2
Sharper	Slaughter	Camara	Heath	Thomas	0-1
Sharper	Slaughter	Davis	Heath	Thomas	0-1
Smith	Slaughter	Davis	Johnson	Thomas	1-0
Smith	Slaughter	Davis	Johnson	Heath	0-1
Walton	Slaughter	Camara	Smith	Heath	1-1
Slaughter	Davis	Camara	Smith	Heath	1-0
Smith	Slaughter	Camara	Sharper	Heath	1-0

LEADS AND DEFICITS

SDSU Biggest Halftime Lead	14 at UC Santa Barbara (12-4-04)
SDSU Biggest Halftime Lead Lost	2 at Loyola Marymount/Providence
SDSU Biggest Halftime Lead Lost in a Loss	2 at Loyola Marymount/Providence
SDSU Biggest Halftime Deficit	22 at Washington (12-7-04)
SDSU Biggest Halftime Deficit Overcome	9 at Brigham Young (1-8-05)
SDSU Biggest Halftime Deficit Overcome for Victory	9 at Brigham Young (1-8-05)
SDSU Biggest Lead	36 at UC Santa Barbara (12-4-04)
SDSU Biggest Lead Lost	11 vs. Wyoming (1-22-05)
SDSU Biggest Lead Lost in a Loss	11 vs. Wyoming (1-22-05)
SDSU Biggest Deficit	33 at Washington (12-7-04)
SDSU Biggest Deficit Overcome	18 vs. Monmouth (11-22-04)
SDSU Biggest Deficit Overcome for Victory	18 vs. Monmouth (11-22-04)

TEAM LEADER IN SCORING

	SEASON	CAREER
Brandon Heath	.8	17
Marcus Slaughter	.8	9
Chris Manker	.1	1

TEAM LEADER IN REBOUNDING

	SEASON	CAREER
Marcus Slaughter	.12	22
Chris Manker	.3	3
Mohamed Camara	.2	2
Brandon Heath	.1	1
Chris Walton	.1	4

TEAM LEADER IN ASSISTS

	SEASON	CAREER
Brandon Heath	.9	11
John Sharper	.3	3
Matt Thomas	.2	2
Chris Manker	.1	1
Tyler Smith	.1	1
Chris Walton	.1	9

DOUBLE FIGURE SCORING GAMES

	SEASON	CAREER
Marcus Slaughter	.16	25
Brandon Heath	.15	36
Chris Manker	.5	7
John Sharper	.3	3
Matt Thomas	.2	2
Chris Walton	.2	15
Trimaime Davis	.1	1

20-PLUS SCORING GAMES

	SEASON	CAREER
Brandon Heath	.7	16
Marcus Slaughter	.5	5
Chris Manker	.2	2

DOUBLE FIGURE REBOUNDING GAMES

	SEASON	CAREER
Marcus Slaughter	.6	10
Mohamed Camara	.1	1

DOUBLE FIGURE ASSIST GAMES

	SEASON	CAREER
none		

DOUBLE-DOUBLES

	SEASON	CAREER
Marcus Slaughter	.6	8

MISSED GAMES DUE TO INJURY

	SEASON
Chris Walton	.9
Travis Hanour	.5
TOTAL	.14

TOP SCORING PERFORMANCES

37, Brandon Heath at UNLV (1-15-05)
29, Brandon Heath vs. Wyoming (1-22-05)
28, Marcus Slaughter vs. UCSB (11-19-04)
26, Brandon Heath vs. Providence (12-31-04)
26, Brandon Heath vs. San Diego (12-1-04)
24, Marcus Slaughter at UCSB (12-4-04)
23, Chris Manker vs. UC San Diego (11-27-04)
22, Chris Manker vs. San Diego (12-1-04)
21, Marcus Slaughter at LMU (12-18-04)
21, Marcus Slaughter at Washington (12-7-04)

TOP REBOUNDING PERFORMANCES

13, Mohamed Camara vs. Providence (12-31-04)
13, Marcus Slaughter vs. CSUF (12-21-04)
13, Marcus Slaughter vs. UCSB (11-19-04)
12, Marcus Slaughter at UNLV (1-15-05)
12, Marcus Slaughter at Iowa State (12-28-04)
12, Marcus Slaughter vs. San Diego (12-1-04)
10, Marcus Slaughter vs. Wyoming (1-22-05)
9, Marcus Slaughter vs. Providence (12-31-04)
9, Marcus Slaughter at LMU (12-18-04)
9, Marcus Slaughter vs. California (12-11-04)
9, Brandon Heath vs. Monmouth (11-22-04)

TOP ASSISTS PERFORMANCES

9, Brandon Heath vs. UC San Diego (11-29-04)
7, Brandon Heath vs. South Dakota State (1-3-05)
7, Brandon Heath at UCSB (12-4-04)
6, Tyler Smith at Brigham Young (1-8-05)
6, Brandon Heath vs. CSUF (12-21-04)
6, Matt Thomas vs. Monmouth (11-22-04)

TOP 3-POINT FG PERFORMANCES

4, Brandon Heath at UCSB (12-4-04)
4, Brandon Heath vs. Wyoming (1-22-05)
3, Chris Manker at UNLV (1-15-05)
3, John Sharper at UCSB (12-4-04)
3, Marcus Slaughter at UCSB (12-4-04)
3, Brandon Heath vs. San Diego (12-1-04)
3, Chris Manker vs. San Diego (12-1-04)
3, John Sharper vs. San Diego (12-1-04)
3, John Sharper vs. UC San Diego (11-27-04)
3, Brandon Heath vs. UCSB (11-19-04)

TOP EFFICIENCY POINT PERFORMANCES

33, Brandon Heath at UNLV (1-5-05)
31, Marcus Slaughter vs. UCSB (11-19-04)
29, Chris Manker vs. UC San Diego (11-27-04)
28, Chris Manker vs. San Diego (12-1-04)
27, Brandon Heath at UCSB (12-4-04)
26, Marcus Slaughter vs. UC San Diego (11-27-04)
24, Brandon Heath vs. Providence (12-31-04)
24, Marcus Slaughter at UCSB (12-4-04)
23, Brandon Heath vs. San Diego (12-1-04)