

NEVADA WOLF PACK

2023-24 BASKETBALL GAME NOTES

10 NCAA TOURNAMENT APPEARANCES
22 CONFERENCE CHAMPIONSHIPS
16 NBA DRAFT PICKS | 6 ALL-AMERICANS

SCHEDULE (18-5, 5-4 MW)

NOVEMBER

7	Sacramento State	W, 77-63
12	at Washington	W, 83-76
15	Pacific	W, 88-39
18	Portland	W, 108-83
29	Montana	W, 77-66

DECEMBER

2	Loyola Marymount	W, 73-59
6	UC Davis	W, 80-68
9	\$ vs. Drake	L, 53-72
13	Weber State	W, 72-55
17	at Hawaii	W, 72-66
21	# vs. Temple	W, 80-56
22	# vs. TCU	W, 88-75
24	# vs. Georgia Tech	W, 72-64
30	Fresno Pacific	W, 92-59

JANUARY

6	* at Fresno State	W, 72-57
9	* Air Force	W, 67-54
12	* Boise State	L, 56-64
17	* at San Diego State	L, 59-71
20	* at Wyoming	L, 93-98
24	* Colorado State	W, 77-64
28	* at New Mexico	L, 55-89

FEBRUARY

2	* San Jose State	W, 90-60
6	* at Utah State	W, 77-63
9	* San Diego State	5:00 p.m.
13	* New Mexico	8:00 p.m.
17	* at UNLV	8:30 p.m.
20	* Wyoming	8:00 p.m.
23	* at San Jose State	7:00 p.m.
27	* at Colorado State	7:30 p.m.

MARCH

1	* Fresno State	7:30 p.m.
5	* at Boise State	8:00 p.m.
9	* UNLV	7:30 p.m.

Home games in bold; All times listed in Pacific
* Mountain West contest

\$ Jack Jones Classic (Henderson, Nev.)

#Diamond Head Classic (Honolulu, Hawaii)

MEDIA COVERAGE

TV CBSSSN
PxP/Analyst.....Carter Blackburn/Pete Gillen
Radio.....KNEV 95.5 FM/The Varsity Network
PxP/Analyst.....John Ramey/Len Stevens

NEVADA COMMUNICATIONS
Legacy Hall/MS 232

GAME 24

Friday, Feb. 9 - 5:00 p.m. • Lawlor Events Center - Reno, Nev.

NEVADA WOLF PACK
18-5 | 5-4 Mountain West



No. 24/24 SAN DIEGO STATE
18-5 | 7-3 Mountain West

RENO, Nev. - Coming off the first true road win over a ranked opponent since 1981, a dominant 77-63 victory at #22 Utah State, the Nevada Men's Basketball will have the opportunity to write history on Friday evening as they are set to host #24 San Diego State seeking back-to-back wins over ranked opponents for the first time in program history.




Friday's contest is slated to tip-off at 5 p.m. (PT) and will be available for viewing on CBS Sports Network. The contest will be aired over the radio on KNEV 95.5 FM and through the Varsity Network app beginning with a pregame show 30 minutes prior to tip-off.

ALL-TIME SERIES

Series..... 7-25
Current Streak..... L1
Last Meeting.....L, 59-71
..... San Diego, Calif.

STAT COMPARISON	NEV	SDSU
Points per game	76.6	76.3
Points per game allowed	66.1	67.2
Scoring margin	+10.5	+9.1
FG percentage	47.2	45.2
FG percentage allowed	41.0	40.9
3FG percentage	34.5	33.2
3FG percentage allowed	32.3	30.5
FT percentage	71.1	73.0
Rebounds per game	35.2	37.0
Rebounding margin	+1.4	+3.8
Assists per game	14.6	12.7
Assist/Turnover ratio	1.5	1.2
Steals per game	6.3	7.6
Current streak	W2	W2

PROJECTED STARTERS

	2 Jarod Lucas 5Y 6-4 G	GP/GS PPG RPG A B S 23/23 17.0 2.6 32 0 17
	13 Kenan Blackshear 5Y 6-6 G	GP/GS PPG RPG A B S 23/23 15.7 4.8 109 12 33
	4 Tré Coleman Sr. 6-7 F	GP/GS PPG RPG A B S 23/22 8.4 3.7 56 13 32
	11 Nick Davidson R-So. 6-9 F	GP/GS PPG RPG A B S 23/23 11.6 7.0 31 18 15
	42 K.J. Hymes 6Y 6-10 C	GP/GS PPG RPG A B S 21/20 6.5 3.3 5 19 5

TREVOR MARBUT: Associate Director, Communications (MBB contact) | tmarbut@unr.edu | AARON JUAREZ: Director | aaronjuarez@unr.edu

GRANT COHEN: Assistant Director, Communications | grantcohen@unr.edu

MONTANA LLOYD: Graduate Assistant | montanal@unr.edu

CAYLEY DISHON: Graduate Assistant | cdishon@unr.edu

2023-24 NEVADA MEN'S BASKETBALL ROSTER

#	Name	Yr.	Pos.	Ht.	Wt.	Hometown/Last School
0	Hunter McIntosh	Grad.	Grad.	6-3	185	Snellville, Ga. (Elon/Greater Atlanta Christian)
1	Tyler Powell	Jr.	G/F	6-5	220	Los Angeles, Calif. (Seton Hall/Ribbet Academy)
2	Jarod Lucas	5Y	G	6-4	195	Hacienda Heights, Calif. (Oregon State/Los Altos)
3	Tyler Rolison	Fr.	G	6-0	173	Los Angeles, Calif. (St. Bernard HS)
4	Tré Coleman	Jr.	F	6-7	215	Jeffersonville, Ind. (Jeffersonville HS)
5	Amire Robinson	Fr.	G	6-4	195	Akron, Ohio (Buchtel Community Learning Center)
10	Snookey Wigington	Fr.	G	5-8	140	Los Angeles, Calif. (Ribbet Academy)
11	Nick Davidson	R-So.	F	6-9	215	Mission Viejo, Calif. (Mater Dei High School)
12	Jeriah Coleman	Jr.	C	7-1	240	Anchorage, Alaska (Clarendon CC/Great Bridge Christian Va.)
13	Kenan Blackshear	5Y	G	6-6	215	Orlando, Fla. (FAU/Jones HS)
20	Daniel Foster	Sr.	G	6-6	215	Melbourne, Australia (Golden State Preparatory School)
23	Jazz Gardner	Fr.	C	7-0	225	Pasadena, Calif. (West Ranch HS)
24	Isaac Hymes	Fr.	G/F	6-8	188	Phoenix, Ariz. (Phhoenix Prep)
33	Tylan Pope	R-Jr.	F	6-6	240	Franklinton, La. (Tulane/Franklinton HS)
34	John Flannigan	So.	F	6-8	210	Concord, Calif. (De La Salle HS)
42	K.J. Hymes	6Y	F	6-10	235	Phoenix, Ariz. (Hillcrest Prep)

NEVADA MEN'S BASKETBALL COACHING STAFF

Head Coach: Steve Alford (Indiana, 1987) - Fifth season at Nevada, 33rd overall

Associate Head Coach: Craig Neal (Georgia Tech, 1988) – Fifth season at Nevada

Assistant Coach: Kory Barnett (Indiana, 2012) – Fifth season at Nevada

Assistant Coach: Bil Duany (Indiana, 2009) – Fifth season at Nevada

Director of Player Development: Justin Hawkins (UNLV, 2013) – Second season at Nevada

Director of Operations: Claire Donnelly (Michigan State, 2023) – First season at Nevada

Video Coordinator: Michael Furlong (Hillsdale College, 2015) - Second Season at Nevada

Strength & Conditioning Coach: Matt Eck (Kansas State, 2008 - Nevada, 2010) – 23rd season at Nevada

Pronunciation Guide

Jarod Lucas	Jared
Tyler Rolison	Rawl-uh-son
Tré Coleman	TRAY
Amire Robinson	Uh-meer
Jeriah Coleman	Juh-rye-uh
Kenan Blackshear	KEE-nin
Isaac Hymes	Hime-zz
Tylan Pope	Ty-lin
K.J. Hymes	Hime-zz
Bil Duany	Dew-a-knee
Nevada	neh-VA-duh (NOT: Neh-VAH-duh; and not UNR or Nevada, Reno for athletics)

PROPER BRANDING

For the purpose of athletics branding, please **DO NOT** refer to the team as Reno, Nevada Reno, or UNR; it is simply "Nevada." When using an abbreviation please use either NV or NEV. The team mascot should be two words, Wolf Pack. Also, pronunciation of the state should be pronounced in the following way: neh-VA-duh.

QUICK FACTS

ABOUT NEVADA

Location..... Reno, Nev.
Reno/Sparks Population.....273,516
Enrollment.....21,657
Nickname..... Wolf Pack (two words)
Colors Navy Blue and Silver
Conference..... Mountain West (MW)
PresidentBrian Sandoval
Athletics DirectorStephanie Rempe
SWACasey Stangel
Athletic Dept. Phone775-784-6900
Ticket Office Phone775-348-PACK
Website NevadaWolfPack.com

MEN'S BASKETBALL STAFF

Head Coach..... Steve Alford
Alma Mater.....Indiana '87
Record at Nevada..... 88-55 (Fifth year)
Career Record.....675-354 (33rd year)
Mountain West Record..... 114-61 (11th year)
NCAA Tournament Record..11-11 (11 Appearances)
Assoc. Head Coach.....Craig Neal (Georgia Tech '88)
Asst. Coach Kory Barnett (Indiana '12)
Asst. Coach Bil Duany (Indiana '09)
Dir. of Player Development ..Justin Hawkins (UNLV '13)
Director of Operations...Claire Donnelly (Michigan St.'23)
Video Coordinator.....Michael Furlong(Hillsdale College, '15)

COMMUNICATIONS

MBB Contact..... Trevor Marbut
Email tmarbut@unr.edu
Cell..... (843) 422-4752

PROGRAM HISTORY

First Season1913
All-Time Record..... 1,442-1,235
All-Time Conference Record..... 668-531
Conference Tournament Record 48-41
NCAA Tournament Appearances ... 10 (last in 2023)
NCAA Tournament Record.....6-10
NIT Appearances 5 (last in 2012)
NIT Record 5-5
CBI Appearances 3 (last in 2016)
CBI Record 5-3

PLAYING IN RENO

Arena Lawlor Events Center
Capacity..... 11,536
Year Built 1983
First year for MBB 1983-84
Press Row Phone775-784-4404

TEAM INFORMATION

2023-24 Overall Record18-5
2023-24 MW Record..... 5-4
Letterwinners Returning/Lost..... 10/3
Starters Returning/Lost 3/2

PREVIEW

Nevada earned one of the most impressive victories in program history this past Tuesday, a 77-63 commanding victory over #22 Utah State, in which the Pack put on a masterful performance on both ends of the court.

Nevada was nearly flawless on defense, limiting the Aggies to just 63 points, their second fewest scoring output this season, on clips of just 39.3 percent shooting from the field and 23.8 percent from behind the arc.

The Pack did a particularly excellent job of containing Karl Malone Award finalist Great Osobor, limiting the forward to just 11 points and four rebounds, well below his season averages of 19.0 points and 9.5 rebounds per game entering the contest.

Utah State commenced the game as one of the most prolific teams in the country in transition; yet, Nevada held the Aggies to just six fast break points throughout the game.

Offensively, Nevada was tremendous, as they scored 77 points on 52.9 percent shooting from the field, 40.0 percent from behind the arc, and 76.0 percent at the free throw line. The Pack recorded 17 assists on 27 made field goals, and Nevada completed the contest with 38 points in the paint.

Individually, Nick Davidson was sensational, as he scored a career-high 25 points on 10-14 shooting from the field, topping his previous career-high of 22 points which was set in Nevada's previous game against San Jose State. Davidson also pulled down 10 rebounds, as he recorded his second consecutive double-double and fourth of the season.

The redshirt-sophomore has been playing the best basketball of his career as of late. Over Nevada's past five games, Davidson is averaging 16.4 points and 8.0 rebounds per game, while shooting 64.6 percent from the field and 50 percent from behind the arc.

Davidson continues to rank as one of the best rebounding forwards in the conference, as he ranks sixth in the Mountain West in rebounds per game (7.0 RPG). Davidson also ranks 16th in the conference in field goal percentage (54.9%) and 18th in blocks per game (0.8 BPG).

Kenan Blackshear was phenomenal in the victory over the Aggies, particularly in the second half, as the fifth-year senior scored 18 points, 12 of which came in the second period. Blackshear also dished out four assists, pulled down three rebounds, and recorded two steals.

Blackshear continues to rank as one of the elite point guards on the West Coast this season. Entering Tuesday's contest, Blackshear ranks seventh in the Mountain West in assists per game (4.7 APG), eighth in points per game (15.7 PPG), ninth in steals per game (1.4 SPG), 20th in rebounds per game (4.8 RPG), and 22nd in field goal percentage (50.6%). The fifth-year senior has been instrumental in Nevada's success this season, as he is averaging 16.9 points, 4.8 assists, 4.8 rebounds, and 1.4 steals per game, while shooting 53.5 percent from the field in the Pack's 18 victories this season. In Nevada's five losses, Blackshear is averaging just 11.0 points, 4.4 assists, and 4.4 rebounds per game, while shooting 38.9 percent from the field.

Jarod Lucas did not have his typical scoring output against Utah State, posting nine points in the contest; however, he matched a career-high by dishing out four assists and recording one steal.

Despite not reaching double figures in scoring against the Aggies, Lucas continues to rank as one of the premier scorers on the West Coast. Lucas currently ranks seventh in the nation in free throw percentage (91.2%).

MEDIA INFORMATION

SOCIAL MEDIA

Nevada Wolf Pack Athletics
Twitter: @NevadaWolfPack
Facebook.com/NevadaWolfPack
Instagram: NevadaWolfPack

Nevada Men's Basketball
Twitter: @NevadaHoops
Facebook.com/NevadaMBB
Instagram: nevadahoops

ON THE AIR

Head coach Steve Alford will make appearances on the Wolf Pack Coaches Show throughout the season. The show airs live from Chickie & Pete's at Grand Sierra Resort on KNEV 95.5.

University of Nevada athletics are also featured each week on "Wolf Pack All Access" on KRN Channel 4 every Sunday night. The show generally airs at 6:30 p.m. (check listings weekly) and is also available later in the week.

POSTGAME INTERVIEWS

Nevada's locker room is closed to the media. Interview requests should be directed to director of communications Trevor Marbut. Head coach Steve Alford and selected players will be available to the media following a 10-minute cooling off period.

For home contests, Nevada will be returning to in-person, postgame press conferences, located in the Lawlor Media Room.

For road contests, postgame pressers will be held virtually, on Zoom. This will remain subject to change, based on mandate and policy updates.

BRAND USAGE

For the purpose of athletics branding, please do not refer to the team as Reno, Nevada Reno or UNR. Also, pronunciation of the state should be stated in the following way: neh-VA-duh.

The fifth-year senior ranks fourth in the Mountain West in scoring (17.0 PPG), eighth in made 3-pointers (49), and 16th in 3-point field goal percentage (38.9%).

Like Blackshear, Lucas has been critical to Nevada's success this season. In Nevada's 18 victories, Lucas is averaging 18.2 points per game on 44.3 percent shooting from the field, 42.6 percent from behind the arc, and 92.9 percent at the free throw line. The fifth-year senior is also averaging 2.2 made 3-pointers and 5.1 made free throws in the Pack's victories. In Nevada's losses, Lucas is averaging 12.4 points per game on 34.4 percent shooting from the field, 28.1 percent from behind the arc, and 78.6 percent at the free throw line. He is also averaging just 1.8 made 3-pointers and 2.2 made free throws per game in losses this season.

Lucas has been sensational at Lawlor Events Center this season. In the Pack's 12 home contests, he is averaging 18.3 points per game on 43.5 percent shooting from behind the arc. Lucas has had his two highest scoring outputs at home, dropping 30 in Nevada's win over Portland before putting up 28 points in the Pack's victory over #24 Colorado State.

Nevada is 12-0 when Lucas and Blackshear combine to score 30+ points this season, and the Pack is just 6-5 when the duo fails to reach 30 combined points.

Nevada received tremendous production from Tre Coleman, Daniel Foster, and Tyler Rolison in the victory over #22 Utah State.

Coleman was outstanding on both ends of the court. The senior scored eight points, grabbed four boards, dished out two assists, recorded two steals, and tallied one block. Coleman has been stellar throughout conference play for the Pack, as he is averaging 9.7 points per game on 46.9 percent shooting from behind the arc, in addition to grabbing 4.2 boards, dishing out 3.1 assists, and recording 1.8 steals per game.

Foster also had a solid performance on both ends of the court, and he completed the contest with seven points on 1-2 shooting from the field and a perfect 5-5 at the free throw line.

Rolison had one of his most impressive performances of the season against Utah State, as the freshman guard was not fazed by a raucous road environment in Logan. Rolison scored five points, pulled down four rebounds, dished out four assists, and recorded two steals. The freshman played an instrumental role in a 12-2 run by the Pack during the first half, which helped Nevada take complete control of the contest.

As a team, Nevada continues to rank as one of the elite defensive squads in the country. Entering Friday's contest, the Pack ranks 42nd in the country in scoring defense (66.1 PPG) and 46th in the nation in opponent field goal percentage (40.1%).

Nevada has been particularly exceptional on defense at home, as they are holding opponents to just 61.2 points per game on 38.4 percent shooting from the field and 32.2 percent from behind the arc at Lawlor Events Center this season. Nevada has held all 12 of their opponents at Lawlor Events Center to less than 50 percent shooting from the field.

Offensively, Nevada continues to rank as one of the premier teams in the country at taking care of the ball. The Pack ranks 11th in the nation in fewest turnovers per game (9.4), 23rd in the country in assist/turnover ratio (1.54), and 35th in the nation in turnover margin (+3.1).

Friday's contest will mark Nevada's first rematch of the season, as they fell to San Diego State at Viejas Arena just over three weeks ago by a final score of 71-59.

The Pack was dominated on the glass in the game, as they were outrebounded by the Aztecs 44-25. Nevada surrendered 20 offensive boards to San Diego State, and the Aztecs scored 30 points in the paint.

Coleman and Blackshear led the way for Nevada in the previous matchup. Coleman scored 16 points on 6-10 shooting from the field, including 4-7 from behind the arc, while Blackshear dropped 14 points and dished out seven assists.

Nevada will have to keep the Aztecs off the glass and have another stout defensive performance on Friday evening in order to make program history by earning their second consecutive victory over a ranked opponent.

SCOUTING SAN DIEGO STATE

San Diego State, the 24th ranked team in the country in both the AP and Coaches Polls, enters Friday's matchup with an overall record of 18-5, including a mark of 7-3 in conference play, as they are tied for first place in the Mountain West standings.

The Aztecs have back-to-back games ahead of Friday, earning an 81-67 win over #17 Utah State last Saturday before picking up a 77-64 road victory over Air Force on Tuesday.

San Diego State ranks as one of the most prolific defensive teams in the conference and in the country entering Friday night's showdown. The Aztecs rank first in the Mountain West and 43rd in the nation in opponent field goal percentage (40.9%), while also ranking third in the conference in scoring defense (67.2 PPG) and fourth in opponent 3-point field goal percentage (30.5%).

San Diego State has not shot the ball at an incredibly high level this season, as they rank tenth in the Mountain West in both field goal percentage (45.2%) and 3-point field goal percentage; however, the Aztecs are fifth in the conference in scoring this season (76.3 PPG).

San Diego State has been one of the premier rebounding teams in the conference this season, as they rank third in the Mountain West in rebounds per game (37.0 RPG) and offensive boards per contest (11.0 per game).

Individually, the Aztecs are led by one of the premier players in the country in Wooden Award Midseason Watch List honoree Jaedon LeDee. LeDee ranks first in the conference in scoring (20.0 PPG), third in rebounding (8.6 RPG), and 15th in field goal percentage (55.1%). LeDee has reached double figures in scoring in all 23 games this season for the Aztecs, including scoring 20+ points in 11 games. The senior forward has accumulated nine double doubles this season. LeDee has been instrumental in the Aztecs' success, as he is averaging 20.8 points per game on 56.5 percent shooting from the field, as well as 8.9 boards per contest in San Diego State's victories; while averaging 17.2 points on 50.7 percent shooting, in addition to grabbing in 7.6 boards per game in SDSU's losses this season. LeDee relies heavily on getting to the free throw line, as he is averaging 6.9 made free throws in San Diego State's victories, and just 3.2 made free throws in the Aztecs' losses.

6-foot-6 junior guard and USC transfer Reese Waters has been exceptional in his first season with the Aztecs. Waters is averaging 11.8 points per game on 44.4 percent shooting from the field, 43.8 percent from behind the arc, and 92.7 percent at the free throw line for the Aztecs. Waters has reached double figures in scoring in 15 games for SDSU, and he has knocked down multiple 3-pointers in 12 contests for the Aztecs this season.



MOUNTAIN WEST STANDINGS

Through Feb. 8

School	MW	Pct.	Overall	Pct.	Streak
Utah State	7-3	.700	19-4	.826	L2
New Mexico	7-3	.700	19-4	.826	W1
San Diego State	7-3	.700	18-5	.783	W2
Boise State	7-3	.700	16-7	.696	L1
Colorado State	6-4	.600	18-5	.783	W3
Nevada	5-4	.556	18-5	.783	W2
UNLV	5-4	.556	12-9	.571	W3
Wyoming	5-5	.500	12-11	.522	L2
Fresno State	3-7	.300	10-13	.435	W1
Air Force	1-9	.100	8-14	.364	L4
San Jose State	1-9	.100	8-15	.348	L6

AROUND THE MOUNTAIN WEST (times in PST)

Friday, Feb. 9

#24 San Diego State at Nevada	5 p.m.
San Jose State at Colorado State	6:30 p.m.

Saturday, Feb. 10

Fresno State at Air Force	1 p.m.
UNLV at #25 New Mexico	5 p.m.
Boise State at #22 Utah State	7 p.m.

Season Statistical Rankings

	Actual	MW	NCAA
Scoring Offense	76.6	4	109
Scoring Defense	66.1	1	42
Field Goal Pct.	47.2	5	60
Field Goal Pct. Defense	41.0	2	46
3-Pt FG Pct.	34.5	7	152
3-Pt FG Pct. Defense	32.3	5	115
Free Throw Pct.	71.2	6	193
Rebounds per game	35.2	5	206
Assists per game	14.6	6	T103
Steals per game	6.3	7	T210
Turnover Margin	+3.1	3	35

NEVADA WHEN...

	2023-24	MW	Under Alford
Playing at HOME	11-1	3-1	54-14
Playing on the ROAD	4-3	2-3	20-33
Playing on a NEUTRAL court	3-1	0-0	15-8
Leading at halftime	17-0	5-0	68-13
Trailing at halftime	1-5	0-4	18-40
Tied at halftime	0-0	0-0	1-2
the Wolf Pack...			
Shoots 50% or higher	7-1	2-1	32-6
Shoots less than 50%	11-4	3-3	52-49
Shoots better than opponent	15-1	5-1	74-10
Shoots worse than opponent	2-4	0-3	9-44
Shoots same as opponent	1-0	0-0	1-0
the opponent...			
Shoots 50% or higher	0-2	0-2	2-19
Shoots less than 50%	18-3	5-2	86-35
the Wolf Pack scores...			
Under 70 points	1-4	1-3	14-34
70-79 points	9-0	3-0	36-17
80-89 points	5-0	0-0	25-2
90-99 points	2-1	1-1	11-2
100+ points	1-0	0-0	2-0
More bench pts than opp.	11-1	3-1	44-23
Fewer or same bench pts than opp.	6-4	2-3	44-31
the Wolf Pack allows...			
Under 70 points	15-1	5-1	61-12
70-79 points	2-2	0-1	23-24
80-89 points	1-1	0-1	4-11
90-99 points	0-1	0-1	1-7
100+ points	0-0	0-0	0-1
Game decided...			
By five points or less	0-1	0-1	15-16
By 10 points or less	3-1	0-1	18-18
By 19 points or less	10-2	4-1	39-11
By 20 points or more	5-1	1-1	16-10
In overtime	0-0	0-0	2-3
Making more FGs than opponent	15-2	5-2	75-13
Making fewer FGs than opponent	2-3	0-3	9-40
FGs are equal	1-0	0-0	4-2
Making more 3s than opponent	8-1	2-1	43-18
Making fewer 3s than opponent	9-4	3-3	40-31
3s are equal	2-0	0-0	5-6
Making more FTs than opponent	16-2	5-1	60-18
Making fewer FTs than opponent	2-2	0-2	28-31
FTs are equal	0-1	0-1	0-6
Out-rebounding opponent	11-1	4-0	58-15
Out-rebounded	5-4	0-4	26-38
Rebounds are even	2-0	1-0	5-2
Committing fewer turnovers	14-2	4-2	52-21
Committing more turnovers	2-3	0-2	30-29
Turnovers are even	2-0	1-0	6-5
Playing in the month of...			
November	5-0	0-0	24-8
December	8-1	0-0	20-9
January	3-4	3-4	20-18
February	2-0	2-0	19-12
March	0-0	0-0	3-7

Senior guards Micah Parrish and Lamont Butler have been impressive all season for San Diego State in the back court. Parrish is third on the team in scoring, averaging 10.3 points per game on 43.3 percent shooting from the field and 33.7 percent from behind the arc, while also grabbing 3.9 boards and recording 1.3 steals per contest. Butler is putting up 9.5 points per contest, in addition to leading the team in assists per game (3.3) and steals per game (1.4 SPG).

Senior guard Darrion Trammell has provided a significant offensive spark off the bench for the Aztecs this season. Trammell is scoring 7.9 points per game, and he has scored in double figures in eight contests for the Aztecs.

Nevada defeated San Diego State at Lawlor Events Center last season, and they will have to play one of their most complete games of the season on Friday night in order to earn their second straight victory over the Aztecs at Lawlor, as well as their second consecutive victory over a ranked opponent.

ALFORD CONTINUES TO ECLIPSE NEW MARKS

Last season, Coach Alford eclipsed the 650-win mark for his career, and after the Pack's victory at Utah State this past Tuesday, he currently ranks 11th among all active Division I Coaches in career wins with 675. Alford also reached 114 career wins in Mountain West play following the Pack's win over Utah State. He currently ranks third all-time among Mountain West coaches in conference victories, and second among active coaches. With Nevada's 2023 NCAA Tournament berth, Alford also achieved another incredible feat, as he became just the fourth coach all-time to take five different programs to the NCAA Tournament. Tuesday night, Alford will have the opportunity to reach the 675-win mark for his career with a victory.

NO PLACE LIKE HOME

Nevada has been exceptional at Lawlor Events Center since the commencing of the 2022-23 season. Since the start of last season, Nevada is 25-2 with an average scoring margin of +15.4 points per game. This season alone, Nevada is 11-1 at home with an average scoring margin of +18.6 points per contest. Nevada is limiting their opponents to just 61.2 points per game at Lawlor Events Center this season, and the Pack has held all 12 of their opponents at home to less than 50 percent shooting from the field.

FAST START

Nevada is undefeated this season with a mark of 17-0 when leading at halftime, while in turn holding a record of 1-5 when trailing at the half. Fast starts have been a significant key in the Pack's success this year.

LUCAS + BLACKSHEAR = KEY

Nevada boasts one of the best back courts in the country in 2023 Mountain West Newcomer of the Year as well as Second Team All-MW honoree Jarod Lucas alongside 2023 All-MW Second Team and All-MW Defensive Team honoree Kenan Blackshear. Blackshear and Lucas rank as the highest scoring duo in the Mountain West, and are the two most critical pieces of the Pack's offense. When Blackshear and Lucas combine to score 30+ points, Nevada is a perfect 12-0. When the duo does not reach 30 points, the Pack is just 6-5 on the season.

TV/RADIO ROSTER



HEAD COACH STEVE ALFORD

STEVE ALFORD

FIFTH SEASON



Head Coach

Hometown: New Castle, Ind.
Birthdate: Nov. 23, 1964 in Franklin, Ind.
Family: Wife – Tanya
Sons – Kory & Bryce
Daughter – Kayla

Education: Indiana, 1987

Playing Career:

1983-87 – Indiana University
1987-91 – NBA (Dallas, Golden State)

Honors:

- 11th among active Division I Coaches in career wins (675 wins)
- Third all-time in Mountain West Conference wins (114 wins)
- 12 NCAA Tournament appearances (most among active MW Coaches)
- Four Sweet-16 appearances (1999, 2014, 2015, 2017)
- 4x MW Regular Season Champion (2009, 2010, 2012, 2013)
- 2x MW Tournament Champion (2012, 2013)
- 3x MW Coach of the Year (2009, 2010, 2013)
- 2023 NABC District 17 Coach of the Year
- 19 seasons with 20+ victories
- Three seasons with 30+ victories
- One of four coaches all-time to lead five different DI schools to the NCAA Tournament

NCAA Champion, All-American, and Olympic Gold Medalist Steve Alford enters his fifth season at the helm of the Wolf Pack program in 2023-24. Alford has completed 32 seasons overall as a head coach, boasting a career record of 675-354.

Alford's career-win total of 675 victories places him 11th among all active Division I coaches in career wins. Alford also ranks third all-time and second among active coaches in career Mountain West victories (114).

Over his four seasons at the Wolf Pack helm, Alford has mentored three Mountain West Newcomers of the Year (Jarod Lucas, 2022-23; Grant Sherfield, 2020-21; Jalen Harris, 2019-20), the program's first Mountain West Freshman of the Year (Darrion Williams, 2022-23), a Mountain West Sixth Man of the Year (Nisré Zouzoua, 2019-20), two Mountain West All-Defensive Team selections (Tre Coleman, 2022-23; Kenan Blackshear, 2022-23), and nine All-Mountain West selections, including first-teamers Harris and Sherfield.

The 2022-23 campaign displayed Alford's ability to tap the full potential of his roster. After losing 58.1 percent of the scoring output from the previous season to the transfer portal, and losing seniors K.J. Hymes and Hunter McIntosh to injury at the beginning of the season, Alford led the Pack to a 22-11 overall record, fourth-place finish in the Mountain West, and the program's first NCAA Tournament appearance since the 2018-19 season. The 22 wins marked one of the biggest turnarounds in all of Division I, as the Pack increased their win total by nine from the previous season.

Nevada had an impressive outing at the 2022 Cayman Islands Classic at the beginning of the season, claiming a third-place finish in the outstanding field. Nevada earned victories over Tulane and Akron, while only suffering one defeat at the hands of Kansas State, an 87-96 overtime loss in the semifinal round to the Wildcats who went on to win the tournament.

Nevada produced an exceptional record of 14-1 on their home court, and the team earned back-to-back victories over ranked opponents at Lawlor for the first time in program history, beating #25 New Mexico (1/23/23) before taking down #22 San Diego State (1/31/23).

Nevada also had a stellar season in Mountain West play, securing a conference record of 12-6, earning a fourth-place finish at the conclusion of the regular season.

The Pack matched a program record following the completion of the regular season, as five different players earned All-MW recognition. Nevada also set a program record by obtaining seven different All-MW awards by players only.

Lucas, an offseason transfer from Oregon State, was named the Mountain West Newcomer of the Year, in addition to garnering All-MW Second Team honors after producing the best season of his collegiate career. Lucas scored in double figures in 28 of 33 contests for the Pack and he finished the season ranked tied for second in made 3-pointers, and fifth in points per game.

Blackshear, playing point guard for the first season in his entire life, was named to the All-MW Second Team while also being recognized as a member of the All-MW Defensive Team. After making the transition to point guard in the offseason, Blackshear had a breakout year under Alford's guidance. He finished the season ranked fourth in the Mountain West in assists per game, sixth in steals per game, ninth in free throw percentage, 13th in points per game, and 13th in minutes per game.

Center Will Baker garnered Third Team All-Mountain West honors after averaging 13.6 points per game on 56.0 percent shooting from the field, 35.5 percent from behind the arc, and 84.2 percent at the free throw line.

Darrion Williams was named the Mountain West Freshman of the Year for the first time in program history. Williams played in all 33 games while making 30 starts, and he finished the season ranked first on the team and third overall in the Mountain West in rebounding, averaging 7.3 boards per game.

Tre Coleman earned All-MW Defensive Team honors, marking the first time in program history that all five Wolf Pack starters garnered All-MW recognition.

Nevada earned their 10th NCAA Tournament berth in program history following the completion of the regular season, marking Alford's 12th career appearance in the tournament. The selection also signified the fifth different school that Alford has taken to the NCAA Division I Tournament, making him just one of four coaches throughout history to accomplish the feat (Lon Kruger, Rick Pitino, Tubby Smith).

Alford was named the NABC District 17 Coach of the Year at the end of the season, and Blackshear garnered First Team All-District honors while Lucas was named to the All-District Second Team.

In the 2020-21 campaign, Alford also showcased his ability to make the most of his roster. Entering the season returning just 20 percent of the scoring output from the previous year's team, Alford's young Wolf Pack squad opened up by capturing the Golden Window Classic title, highlighted by a last-second victory over Nebraska on the Cornhuskers' home court.

Nevada would navigate the challenges and turns of a season operating under the increased safety protocols as a result of the COVID-19 pandemic, going 16-10 overall and reaching the Mountain West Championship semifinals.

Sherfield, an offseason transfer from Wichita State, was named the season's Mountain West Newcomer of the Year as well as to the All-Mountain West First Team, while fellow guard Desmond Cambridge, Jr., in his debut season with the Pack after transferring from Brown, earned a spot on the Third Team.

Sherfield paced the Mountain West in assists (158 total and 6.08 apg) and steals (42 total and 1.62 per game), while finishing second in scoring (18.6 ppg) and assist-to-turnover ratio (2.16), and third in free-throw percentage (85.5 percent). He was also in the conference's top 10 in field-goal percentage (43.3 percent, eighth).

HEAD COACH STEVE ALFORD

He posted 12 20-point games this season, with 15 performances of at least six assists.

Sherfield also created key moments for the Pack in his debut season, hitting game-winning shots in the final seconds in wins over Boise State (74-72) on Feb. 5 and Colorado State (85-82) on March 5.

Cambridge, Jr. scored in double figures in 19 of 26 games, including eight 20-point performances and a season-high 31 points in the Mountain West Tournament quarterfinal win over Boise State.

He averaged 16.4 points a game, fifth-best in the Mountain West, and also ranked in the top 10 in 3-point field-goal percentage (34.8, fourth), 3-pointers made (69, third), and field-goal percentage (40.9, 10th).

The 2019-20 campaign was highlighted by Alford winning his 600th-career game Jan. 25, 2020, when Nevada defeated New Mexico 96-74 at Lawlor Events Center. The win made him, at the time, the 16th active NCAA Division I coach to reach the 600-win mark.

Alford became the first coach to win two Paradise Jam titles as the Pack swept the field, winning all three games by double figures in the U.S. Virgin Islands. In 2012, he led his New Mexico squad to the title. Junior Jalen Harris was the MVP and was joined on the All-Tournament Team by Jazz Johnson.

Four members of Alford's first Nevada team garnered postseason honors led by Harris. Harris was named to the NABC and USBWA all-district teams after leading the Mountain West in scoring at 21.6 points per game. He was also a Mountain West coaches and media first team selection. Three times he was named the Mountain West Player of the Week, and on Feb. 9 was the Oscar Robertson Player of the Week. He scored 30 or more points six times including becoming the first Pack player with four-consecutive games of 30 or more points.

Johnson was named to the Mountain West coaches second team and media

third team. Senior Nizre Zouzoua was the Mountain West Sixth Man of the Year as selected by the coaches and media. Johnson earned the Sixth Man of the Year honor in 2019. Another of the Pack seniors, Lindsey Drew, was named the Mountain West All-Defensive team for the second time in his career and was an honorable mention pick by the coaches and media. He was named the Mountain West Player of the Week the first week of the season.

On April 11, 2019 University of Nevada director of athletics Doug Knuth announced the hiring of Alford as the head coach of the nationally-ranked Wolf Pack men's basketball program.

Alford, a highly successful coach with 11 NCAA Tournament berths and four Sweet 16 appearances, signed a 10-year deal to lead Nevada.

"There is no better coach than Steve Alford to continue the rise of Nevada basketball and we are excited for the next chapter," Knuth said. "To get a leader of Coach Alford's caliber is a testament to the support of our community and our University. There is a great tradition of Wolf Pack basketball and the future is even brighter."

Alford is the 19th coach in the history of the Nevada program. Alford has a career record of 622-320 (.660) in 29 seasons as a collegiate head coach and is 544-290 (.652) in 26 seasons as a Division I head coach. Over his 25 previous seasons as a Division I head coach, Alford's teams have averaged 21 wins per year with only two losing seasons.

"To be able to continue my career in a tight-knit community that has demonstrated its support for the basketball program is exactly the opportunity that Tanya and I were looking for, and we are thrilled to be in Northern Nevada," Alford said. "I can't wait to get to work as we look to build off the established tradition and momentum of this great program. I want this to be the last stop of my coaching career."

Collegiate Coaching Record

College	Year	Overall Record	Conference Record/Finish	Postseason
Manchester	1991-92	4-16	3-11 (Heartland-T6th)	
Manchester	1992-93	20-8	7-5 (Heartland-T2nd)	NCAA III Trny - First Round (0-1)
Manchester	1993-94	23-4	10-2 (Heartland-1st)	NCAA III Trny - First Round (0-1)
Manchester	1994-95	31-1	12-0 (Heartland-1st)	NCAA III Trny - Runner-up (5-1)
Missouri State	1995-96	16-12	11-7 (Missouri Valley-4th)	
Missouri State	1996-97	24-9	12-6 (Missouri Valley-T2nd)	NIT First Round (0-1)
Missouri State	1997-98	16-16	11-7 (Missouri Valley-T3rd)	
Missouri State	1998-99	22-11	11-7 (Missouri Valley-T2nd)	NCAA Sweet 16 (2-1)
Iowa	1999-00	14-16	6-10 (Big Ten-T7th)	
Iowa	2000-01	23-12	7-9 (Big Ten-T6th/Big Ten Trny Champs)	NCAA Second Round (1-1)
Iowa	2001-02	19-16	5-11 (Big Ten-T8th)	NIT First Round (0-1)
Iowa	2002-03	17-14	7-9 (Big Ten-T8th)	NIT Second Round (2-1)
Iowa	2003-04	16-13	9-7 (Big Ten-4th)	NIT First Round (0-1)
Iowa	2004-05	21-12	7-9 (Big Ten-7th)	NCAA First Round (0-1)
Iowa	2005-06	25-9	11-5 (Big Ten-T2nd/Big Ten Trny Champs)	NCAA First Round (0-1)
Iowa	2006-07	17-14	9-7 (Big Ten-4th)	
New Mexico	2007-08	24-9	11-5 (Mountain West-3rd)	NIT First Round (0-1)
New Mexico	2008-09	22-12	12-4 (Mountain West-T1st)	NIT Second Round (1-1)
New Mexico	2009-10	30-5	14-2 (Mountain West-1st)	NCAA Second Round (1-1)
New Mexico	2010-11	22-13	8-8 (Mountain West-5th)	NIT Second Round (1-1)
New Mexico	2011-12	28-7	10-4 (Mountain West-T1st/MW Trny Champs)	NCAA Second Round (1-1)
New Mexico	2012-13	29-6	13-3 (Mountain West-1st/MW Trny Champs)	NCAA First Round (0-1)
UCLA	2013-14	28-9	12-6 (Pac-12-2nd/Pac-12 Trny Champs)	NCAA Sweet 16 (2-1)
UCLA	2014-15	22-14	11-7 (Pac-12-4th)	NCAA Sweet 16 (2-1)
UCLA	2015-16	15-17	6-12 (Pac-12-10th)	
UCLA	2016-17	31-5	15-3 (Pac-12-3rd)	NCAA Sweet 16 (2-1)
UCLA	2017-18	21-12	11-7 (Pac-12-T3rd)	NCAA First Round (0-1)
UCLA	2018	7-6	n/a	
Nevada	2019-20	19-12	12-6 (Mountain West -T2nd)	
Nevada	2020-21	16-10	10-7 (Mountain West - 5th)	
Nevada	2021-22	13-18	6-12 (Mountain West - 8th)	
Nevada	2022-23	22-11	12-6	NCAA First Four (0-1)
Nevada	2023-24	18-5	5-4	
Totals (33 years)	1991-Pres.	675-354	306-208	15 NCAA Tournaments (12 at NCAA I level)

WINNINGEST ACTIVE DI COACHES

<i>ACTIVE DIVISION I COACHES WIN TOTALS</i>			
Rank	Coach	Current School	Overall Record
1	John Calipari	Kentucky	800-253
2	Bill Self	Kansas	798-238
3	Rick Barnes	Tennessee	787-409
4	Kelvin Sampson	Houston	744-345
5	Dana Altman	Oregon	741-386
6	Jim Larranaga	Miami	735-485
7	Rick Pitino	St. John's	721-294
8	Mark Few	Gonzaga	698-139
9	Tom Izzo	Michigan State	701-289
10	Greg Kampe	Oakland	690-534
11	Steve Alford	Nevada	675-354
12	Bruce Pearl	Auburn	660-258
13	Leonard Hamilton	Florida State	632-481
14	Greg McDermott	Creighton	590-349

O

Hunter McIntosh

Grad. | 6-3 | 185 | G | Snellville, GA.



2023-24 SEASON HIGHS

Points	18, vs Fresno Pacific (12/30/23)
FG Made	7, vs Fresno Pacific (12/30/23)
FG Att.	11, vs Fresno Pacific (12/30/23)
3Pt. FG Made	4, vs Fresno Pacific (12/30/23)
3Pt. FG Att.	6, 2x, last at Fresno State (1/6/24)
FT Made	4, vs UC Davis (12/6/23)
FT Att.	6, vs UC Davis (12/6/23)
Rebounds	4, at Washington (11/12/23)
Assists	5, vs Portland (11/18/23)
Steals	2, 2x, last vs Fresno Pacific (12/30/23)
Blocks	-
Minutes	26, vs Sacramento St. (11/7/23)

CAREER HIGHS

Points	30, at UD (1/31/21)
FG Made	9, at UD (1/31/21)
FG Att.	22, vs UD (2/17/22)
3Pt. FG Made	6, 5x, last vs JMU (1/17/22)
3Pt. FG Att.	12, 2x, last at W&M (1/29/22)
FT Made	9, at JMU (03/07/21)
FT Att.	11, at JMU (03/07/21)
Rebounds	9, at JMU (03/07/21)
Assists	10, vs. JMU (01/25/20)
Steals	3, 4x, last at CofC (01/09/22)
Blocks	1, vs Campbell (12/16/20)
Minutes	39, at JMU (12/15/21)

PLAYER NOTES

Transferred from Elon ahead of the 2022-23 season after appearing in and starting 85 games across three seasons for the Phoenix. Consistent guard on both ends of the floor with a high IQ for the game. Has been exceptional from behind the arc throughout his career. In 2021-22, he started all 32 games for Elon, amassing season averages of 13.3 points, 2.8 assists, and 2.6 rebounds. In the 2020-21 season, he earned Second Team All-CAA honors in addition to being named to the CAA All-Tournament Team. He was also named the CAA Rookie of The Year his freshman season.

2023-24 Highlights:

Scored 12 points on 5-8 shooting from the field and 2-3 from behind the arc in the Pack's season-opening win over Sacramento State ... Scored eight points on 3-4 shooting from the field, including 1-2 from behind the arc in Nevada's win at Washington..Dished out five assists in the Pack's win over Portland - marking the most assists he has tallied in a game for Nevada ... Scored seven points in Nevada's victory over LMU ... Scored 13 points on 3-4 shooting from behind the arc and 4-6 at the free throw line, in addition to recording two steals against UC Davis ... Scored six points on 2-3 shooting from behind the arc against Weber State ... Scored 18 points against Fresno Pacific, marking his highest total with Nevada. Made 4-6 shots from behind the arc in the game ... Scored 11 points on 3-6 shooting from behind the arc against Fresno State.

#0 MCINTOSH, Hunter

Opponent	Date	GS	MIN	Total		3-Pointers		Free throws		Rebounds		PF	A	TO	BLK	STL	PTS	AVG			
				FG-FGA	PCT	3FG-3FGA	PCT	FT-FTA	PCT	OFF	DEF								TOT	AVG	
Sacramento St.	11/07/2023		25:34	5-8	.625	2-3	.667	0-0	.000	0	1	1	1.0	3	1	0	0	1	12	12.0	
at Washington	11/12/2023		21:18	3-4	.750	1-2	.500	1-2	.500	0	4	4	2.5	2	1	1	0	0	8	10.0	
Pacific	11/15/2023		13:36	1-3	.333	1-3	.333	0-0	.000	0	1	1	2.0	2	1	1	0	0	3	7.7	
Portland	11/18/2023		19:24	0-5	.000	0-5	.000	0-0	.000	0	0	0	0.0	1.5	2	5	0	0	0	5.8	
Montana	11/29/2023		15:03	1-2	.500	1-2	.500	0-0	.000	1	2	3	1.8	1	0	1	0	1	3	5.2	
LMU (CA)	12/02/2023		17:38	2-5	.400	1-3	.333	2-2	1.000	0	1	1	1.7	3	2	1	0	0	7	5.5	
UC Davis	12/06/2023		24:40	3-5	.600	3-4	.750	4-6	.667	1	1	2	1.7	3	0	0	0	2	13	6.6	
vs Drake	12/09/2023		18:24	1-3	.333	0-2	.000	0-0	.000	0	1	1	2	1.8	2	0	0	0	2	6.0	
Weber St.	12/13/2023		19:31	2-3	.667	2-3	.667	0-0	.000	0	1	1	1.7	1	0	1	0	0	6	6.0	
at Hawaii	12/17/2023		19:29	0-3	.000	0-2	.000	2-2	1.000	0	2	2	1.7	2	0	0	0	0	2	5.6	
vs Temple	12/21/2023		13:34	1-3	.333	0-2	.000	0-0	.000	0	1	1	1.6	1	0	0	0	0	2	5.3	
vs TCU	12/22/2023		07:08	1-3	.333	1-3	.333	0-0	.000	0	0	0	0.0	1.5	2	0	0	0	3	5.1	
vs Georgia Tech	12/24/2023		12:29	2-3	.667	2-3	.667	0-0	.000	0	0	0	0.0	1.4	2	0	0	0	6	5.2	
Fresno Pacific	12/30/2023		18:01	7-11	.636	4-6	.667	0-0	.000	1	2	3	1.5	2	0	0	0	2	18	6.1	
at Fresno St.	01/06/2024		14:48	4-7	.571	3-6	.500	0-0	.000	0	0	0	0.0	1.4	2	0	0	0	1	6.4	
Air Force	01/09/2024		19:43	1-1	1.000	1-1	1.000	0-0	.000	0	1	1	1.4	2	0	1	0	0	3	6.2	
Boise St.	01/12/2024		13:06	0-1	.000	0-0	.000	0-0	.000	0	0	0	0.0	1.3	1	0	0	0	0	5.8	
at San Diego St.	01/17/2024		20:25	0-2	.000	0-1	.000	1-2	.500	0	1	1	1.3	2	1	2	0	0	1	5.6	
at Wyoming	01/20/2024		09:48	0-1	.000	0-1	.000	0-0	.000	0	1	1	1.3	3	1	0	0	0	0	5.3	
Colorado St.	01/24/2024		16:38	0-2	.000	0-2	.000	1-2	.500	0	1	1	1.3	2	3	0	0	1	1	5.1	
at New Mexico	01/28/2024		19:19	1-7	.143	1-5	.200	2-2	1.000	0	0	0	0.0	1.2	3	2	1	0	1	5.0	
San Jose St.	02/02/2024		15:09	0-2	.000	0-1	.000	1-2	.500	1	3	4	1.3	0	5	0	0	0	1	4.9	
at Utah St.	02/06/2024		17:58	0-1	.000	0-0	.000	0-0	.000	0	0	0	0.0	1.3	0	1	0	0	0	4.7	
Totals			0	392:43	35-85	.412	23-60	.383	14-20	.700	5	24	29	1.3	43	23	9	0	9	107	4.7

Player Averages

Games Played	Minutes/game	Points/game	FG Pct	3FG Pct	FT Pct	Rebounds/game	Assists/game	Turnovers/game	Assist/Turnover ratio	Steals/game	Blocks/game
23	17.1	4.7	41.2	38.3	70.0	1.3	1.0	0.4	2.6	0.4	0.0

McIntosh's Career Statistics

SEASON	TEAM	GP-GS	MIN/AVG	Field Goals		3-Point		F-Throws		Rebounds				Scoring						
				FG-FGA	FG%	3FG-3FGA	3FG%	FT-FTA	FT%	OFF	DEF	TOT	AVG	PF-FO	A	TO	BLK	STL	PTS	AVG
2019-20	Elon	34-34	1091/32.1	131-314	.417	80-198	.404	57-75	.760	13	99	112	3.3	92-5	103	62	0	26	399	11.7
2020-21	Elon	19-19	628/33.1	97-248	.391	52-147	.354	52-58	.897	13	48	61	3.2	43-3	44	40	1	13	298	15.7
2021-22	Elon	32-32	1057/33.0	145-378	.384	87-231	.377	49-61	.803	7	77	84	2.6	82-2	90	78	0	20	426	13.3
2022-23	Nevada	6-0	91/15.2	4-19	.211	4-12	.333	2-2	1.000	1	4	5	0.8	7-0	10	3	0	0	14	2.3
2023-24	Nevada	23-0	393/17.1	35-85	.412	23-60	.383	14-20	.700	5	24	29	1.3	43-0	23	9	0	9	107	4.7
TOTAL FOR Nevada		29-0	484/16.7	39-104	.375	27-72	.375	16-22	.727	6	28	34	1.2	50-0	33	12	0	9	121	4.2
TOTAL		114-85	3260/28.6	412-1044	.395	246-648	.380	174-216	.806	39	252	291	2.6	267-10	270	192	1	68	1244	10.9

1

Tyler Powell
 Junior | 6-5 | 220 | G/F | Los Angeles, Calif.



2023-24 SEASON HIGHS

Points	-
FG Made	-
FG Att.	-
3Pt. FG Made	-
3Pt. FG Att.	-
FT Made	-
FT Att.	-
Rebounds	-
Assists	-
Steals	-
Blocks	-
Minutes	-

CAREER HIGHS

Points	10, at Pepperdine (12/6/22)
FG Made	4, at Pepperdine (12/6/22)
FG Att.	6, at New Mexico (2/7/23)
3Pt. FG Made	2, 3x, last at UNLV (1/28/23)
3Pt. FG Att.	4, vs Boise St. (12/28/22)
FT Made	2, 2x, last vs Air Force (2/3/23)
FT Att.	2, 3x, last vs Air Force (2/3/23)
Rebounds	6, at Pepperdine (12/6/22)
Assists	2, vs Norfolk State (12/21/22)
Steals	2, vs Utah Tech (11/7/22)
Blocks	1, 2x, last vs UT Arlington (11/18/22)
Minutes	21, vs Utah Tech (11/7/22)

PLAYER NOTES

Transferred to Nevada after playing his freshman season at Seton Hall. Versatile and physical guard who can play multiple positions. Exceptional 3-point shooter who can score quickly in large amounts. Appeared in eight games for the Pirates throughout the 2021-22 season. He scored three points and recorded one steal in his first collegiate appearance. He played a season-high eight minutes in Seton Hall's NCAA Tournament game against TCU, grabbing two rebounds and collecting one block.

2022-23 Highlights:

Appeared in all 33 games off the bench throughout the season ... Knocked down at least one 3-pointer in 12 games ... Scored seven points on 2-2 shooting from the field and 2-2 at the free throw line in 11 minutes of action in the Pack's overtime loss to Kansas State (11/22/22) ... Scored a career-high 10 points on a perfect 4-4 shooting from the field and 2-2 from behind the arc, while also pulling down a career-high six rebounds in Nevada's 85-77 road win over Pepperdine (12/6/22) ... Scored eight points on 3-5 shooting from the field and 2-4 from behind the arc in the Pack's 74-72 win over Boise State (12/28/22) ... Scored five points and grabbed three rebounds in the Pack's 80-69 win against Colorado State (1/4/23) ... Scored seven points on 3-6 shooting from the field in Nevada's 77-76 road victory at New Mexico (2/7/23).

2023-24:

Opted to redshirt the 2023-24 season.

Powell's Career Statistics

SEASON	TEAM	GP-GS	MIN/AVG	Field Goals		3-Point		F-Throws		Rebounds				Scoring						
				FG-FGA	FG%	3FG-3FGA	3FG%	FT-FTA	FT%	OFF	DEF	TOT	AVG	PF-FO	A	TO	BLK	STL	PTS	AVG
2021-22	SHU	12-0	45/3.8	2-4	.500	2-4	.500	0-0	.000	0	8	8	0.7	3-0	1	1	1	1	6	0.5
2022-23	Nevada	33-0	307/9.3	26-68	.382	15-40	.375	5-9	.556	7	26	33	1.0	29-0	11	12	1	5	72	2.2
TOTAL FOR Nevada		33-0	307/9.3	26-68	.382	15-40	.375	5-9	.556	7	26	33	1.0	29-0	11	12	1	5	72	2.2
TOTAL		45-0	352/7.8	28-72	.389	17-44	.386	5-9	.556	7	34	41	0.9	32-0	12	13	2	6	78	1.7

2

Jarod Lucas
 Fifth-Year | 6-4 | 195 | G | Hacienda Heights, Calif.



2023-24 SEASON HIGHS

Points	30, vs Portland (11/18/23)
FG Made	10, vs Colorado State (1/24/24)
FG Att.	18, vs Temple (12/21/23)
3Pt. FG Made	6, vs Portland (11/18/23)
3Pt. FG Att.	11, vs Temple (12/21/23)
FT Made	13, 2x, last vs TCU (12/22/23)
FT Att.	15, vs UC Davis (12/6/23)
Rebounds	6, vs TCU (12/22/23)
Assists	4, 3x, last at Utah State (2/6/24)
Steals	2, 2x, last vs Temple (12/21/23)
Blocks	-
Minutes	36, at Washington (11/12/23)

CAREER HIGHS

Points	30, vs Portland (11/18/23)
FG Made	11, at New Mexico (2/7/23)
FG Att.	18, at New Mexico (2/7/23)
3Pt. FG Made	6, 3x, last vs Portland (11/18/23)
3Pt. FG Att.	13, vs Norfolk State (12/21/22)
FT Made	13, vs UC Davis (12/6/23)
FT Att.	15, vs UC Davis (12/6/23)
Rebounds	6, 10x, last vs TCU (12/22/23)
Assists	4, 6x, last at Utah State (2/6/24)
Steals	3, 5x, last vs Stanford (02/12/22)
Blocks	1, vs Portland State (12/22/20)
Minutes	43, vs Wash. State (02/28/22)

PLAYER NOTES

Transferred to Nevada ahead of the 2022-23 season following three stellar years playing for Oregon State ... In his first season with the Pack, he was named the **2022-23 Mountain West Newcomer of the Year ... 2022-23 All-Mountain West Second Team ... 2022-23 NABC Second Team All-District ...** Completed the season ranked tenth in program history for made 3-pointers (79) and 3-point field goal attempts (209), while ranking tied for seventh in free throw percentage (86.3%) ... Finished the season ranked second in the Mountain West in free throw percentage, tied for second in the Mountain West in made 3-pointers, and fourth in scoring (560 points) ... Surpassed 1,000 points for his career in Nevada's win over Grand Canyon (11/12/22) ... Reached double figures in scoring in 28 of 33 games throughout the season .

2023-24 Highlights:

Scored a game-high 18 points, while also matching a career-high with four assists in the Pack's win over Sacramento State ... Scored a career-high 30 points while matching a career-high by draining six 3-pointers in Nevada's win over Portland ... Scored 20 points on 7-10 shooting from the field in the Pack's win over LMU ... Scored 13 points on 5-9 shooting from the field, including 3-5 from behind the arc against Weber State ... Scored a team-high 16 points against Hawaii ... Has reached double figures in scoring in all 12 games for the Pack ... Scored a game-high 22 points, while draining three 3-pointers and tallying two steals in the Pack's win over Temple in the first round of the Diamond Head Classic ... Scored a game-high 25 points and pulled down six rebounds, including three on the offensive glass in the Pack's win over TCU ... Named the **MVP of the 2023 Diamond Head Classic** after averaging 22.3 PPG and 4.0 RPG on 50% shooting, including 39.1% from behind the arc throughout the tournament ... Named the **Mountain West Player of the Week** after the Pack's victories over Temple and TCU ... Named the Oscar Robertson National Player of the Week by the USBWA ... Scored 22 points on 8-16 shooting from the field against Fresno Pacific ... Scored 17 points while draining a perfect 3-3 shots from behind the arc against Fresno State ... Matched the Nevada program record for consecutive made free throws with 34 - streak began against Hawaii and ended vs. Boise State... Scored 20 points on 7-13 shooting, including 3-5 from behind the arc at Wyoming ... Scored a game-high 28 points on 10-14 shooting from the field, 3-3 from behind the arc, and 5-5 at the free throw line in the Pack's victory over #24 Colorado State ... Scored 20 points on 8-15 shooting, including 3-5 from behind the arc, while also grabbing four boards and dishing out three assists in the Pack's win over San Jose State.

#2 LUCAS, Jarod

Opponent	Date	GS	MIN	Total		3-Pointers		Free throws		Rebounds			PF	A	TO	BLK	STL	PTS	AVG		
				FG-FGA	PCT	3FG-3FGA	PCT	FT-FTA	PCT	OFF	DEF	TOT								AVG	
Sacramento St.	11/07/2023	*	34:52	4-14	.286	1-6	.167	9-9	1.000	0	4	4	4.0	1	4	0	0	1	18	18.0	
at Washington	11/12/2023	*	36:28	3-12	.250	1-6	.167	6-6	1.000	0	1	1	2.5	2	0	1	0	0	13	15.5	
Pacific	11/15/2023	*	22:35	4-13	.308	2-7	.286	2-2	1.000	2	3	5	3.3	0	1	2	0	0	12	14.3	
Portland	11/18/2023	*	32:33	9-15	.600	6-9	.667	6-6	1.000	0	1	1	2.8	0	3	0	0	1	30	18.3	
Montana	11/29/2023	*	31:53	3-10	.300	1-3	.333	9-10	.900	0	1	1	2.4	2	1	1	0	1	16	17.8	
LMU (CA)	12/02/2023	*	32:12	7-10	.700	1-2	.500	5-6	.833	0	3	3	2.5	0	2	0	0	0	20	18.2	
UC Davis	12/06/2023	*	33:14	0-9	.000	0-1	.000	13-15	.867	3	2	5	2.9	1	1	2	0	0	13	17.4	
vs Drake	12/09/2023	*	29:36	3-11	.273	2-8	.250	2-2	1.000	0	1	1	2.6	2	0	2	0	0	10	16.5	
Weber St.	12/13/2023	*	32:38	5-9	.556	3-5	.600	0-2	.000	0	2	2	2.6	1	2	1	0	2	13	16.1	
at Hawaii	12/17/2023	*	33:27	5-12	.417	1-4	.250	5-5	1.000	1	1	2	2.5	0	0	1	0	1	16	16.1	
vs Temple	12/21/2023	*	30:46	8-18	.444	3-11	.273	3-3	1.000	1	1	2	2.5	0	1	3	0	2	22	16.6	
vs TCU	12/22/2023	*	35:02	5-9	.556	2-5	.400	13-13	1.000	3	3	6	2.8	1	1	2	0	1	25	17.3	
vs Georgia Tech	12/24/2023	*	34:40	7-13	.538	4-7	.571	2-2	1.000	1	3	4	2.8	1	0	0	0	0	20	17.5	
Fresno Pacific	12/30/2023	*	21:59	8-16	.500	3-7	.429	3-3	1.000	0	1	1	2.7	0	1	0	0	1	22	17.9	
at Fresno St.	01/06/2024	*	31:19	7-12	.583	3-3	1.000	0-0	.000	0	2	2	2.7	0	0	1	0	1	17	17.8	
Air Force	01/09/2024	*	34:13	3-12	.250	3-8	.375	5-5	1.000	1	3	4	2.8	2	0	1	0	0	14	17.6	
Boise St.	01/12/2024	*	35:20	5-14	.357	1-6	.167	3-4	.750	0	1	1	2.6	4	4	1	0	1	14	17.4	
at San Diego St.	01/17/2024	*	33:03	3-10	.300	1-6	.167	2-2	1.000	2	2	4	2.7	4	0	1	0	2	9	16.9	
at Wyoming	01/20/2024	*	34:08	7-13	.538	3-5	.600	3-4	.750	0	0	0	2.6	1	0	0	0	1	20	17.1	
Colorado St.	01/24/2024	*	34:36	10-14	.714	3-3	1.000	5-5	1.000	0	3	3	2.6	0	2	0	0	1	28	17.6	
at New Mexico	01/28/2024	*	25:23	3-13	.231	2-7	.286	1-2	.500	1	2	3	2.6	1	2	0	0	0	9	17.2	
San Jose St.	02/02/2024	*	28:07	8-15	.533	3-5	.600	1-1	1.000	0	4	4	2.7	1	3	1	0	1	20	17.3	
at Utah St.	02/06/2024	*	34:19	2-8	.250	0-2	.000	5-6	.833	0	1	1	2.6	2	4	1	0	1	9	17.0	
Totals			23	732:22	119-282	.422	49-126	.389	103-113	.912	15	45	60	2.6	26	32	21	0	17	390	17.0

Player Averages

Games Played	Minutes/game	Points/game	FG Pct	3FG Pct	FT Pct	Rebounds/game	Assists/game	Turnovers/game	Assist/Turnover ratio	Steals/game	Blocks/game
23	31.8	17.0	42.2	38.9	91.2	2.6	1.4	0.9	1.5	0.7	0.0

Lucas' Career Statistics

SEASON	TEAM	GP-GS	MIN/AVG	Field Goals		3-Point		F-Throws		Rebounds				Scoring						
				FG-FGA	FG%	3FG-3FGA	3FG%	FT-FTA	FT%	OFF	DEF	TOT	AVG	PF-FO	A	TO	BLK	STL	PTS	AVG
2019-20	OSU	31-0	411/13.2	34-97	.351	27-79	.342	47-54	.870	11	17	28	0.9	23-0	12	12	0	9	142	4.6
2020-21	OSU	33-23	965/29.2	120-316	.380	77-198	.389	103-115	.896	11	64	75	2.3	39-0	38	28	1	22	420	12.7
2021-22	OSU	31-31	1047/33.8	136-328	.415	73-189	.386	74-85	.871	18	53	71	2.3	43-0	37	35	0	25	419	13.5
2022-23	Nevada	33-33	1136/34.4	165-400	.413	79-209	.378	151-175	.863	7	80	87	2.6	45-0	47	36	0	12	560	17.0
2023-24	Nevada	23-23	732/31.8	119-282	.422	49-126	.389	103-113	.912	15	45	60	2.6	26-0	32	21	0	17	390	17.0
TOTAL FOR Nevada		56-56	1869/33.4	284-682	.416	128-335	.382	254-288	.882	22	125	147	2.6	71-0	79	57	0	29	950	17.0
TOTAL		151-110	4291/28.4	574-1423	.403	305-801	.381	478-542	.882	62	259	321	2.1	176-0	166	132	1	85	1931	12.8

3

Tyler Rolison
 Freshman | 6-0 | 173 | G | Los Angeles, Calif.



2023-24 SEASON HIGHS

Points	12, 2x, last vs San Jose State (2/2/24)
FG Made	4, vs Pacific (11/15/23)
FG Att.	9, vs Pacific (11/15/23)
3Pt. FG Made	3, vs Drake (12/9/23)
3Pt. FG Att.	4, vs Drake (12/9/23)
FT Made	6, vs San Jose State (2/2/24)
FT Att.	8, vs San Jose State (2/2/24)
Rebounds	6, vs Drake (12/9/23)
Assists	5, vs Weber State (12/13/23)
Steals	2, 2x, last at Utah State (2/6/24)
Blocks	1, at Hawaii (12/17/23)
Minutes	24, vs Pacific (11/15/23)

CAREER HIGHS

Points	12, 2x, last vs San Jose State (2/2/24)
FG Made	4, vs Pacific (11/15/23)
FG Att.	9, vs Pacific (11/15/23)
3Pt. FG Made	3, vs Drake (12/9/23)
3Pt. FG Att.	4, vs Drake (12/9/23)
FT Made	6, vs San Jose State (2/2/24)
FT Att.	8, vs San Jose State (2/2/24)
Rebounds	6, vs Drake (12/9/23)
Assists	5, vs Weber State (12/13/23)
Steals	2, 2x, last at Utah State (2/6/24)
Blocks	1, at Hawaii (12/17/23)
Minutes	24, vs Pacific (11/15/23)

PLAYER NOTES

Highly skilled and athletic point guard who provides an extra burst of speed and explosion every time he steps on the court.

Prepped at St. Bernard High School in Playa del Rey, California ... Named the Del Rey League Player of the Year in both his Junior and Senior seasons ... Helped lead St. Bernard to an overall record of 22-9, including a mark of 7-1 throughout league play during his senior season ... In his junior season, helped St. Bernard achieve an overall record of 24-8, along with a league mark of 5-3 ... Recognized as the 2021-22 CIF-Southern Section Division 1 Player of the Year ... Played for the Compton Magic on the AAU Circuit.

2023-24 Highlights:

Scored two points, dished out three assists, and tallied one steal in his collegiate debut against Sacramento State ... Scored a career-high 12 points, in addition to grabbing five rebounds and dishing out three assists against Pacific ... Scored five points in the Pack's win over Montana ... Has made a perfect 9-9 shots at the free throw line through five games ... Scored 10 points while draining three 3-pointers, in addition to pulling down six rebounds against Drake ... Scored five points, dished out a career-high five assists, and pulled down three rebounds against Weber State ... Scored seven points in the Pack's road win over Hawaii ... Scored six points on 2-3 shooting from behind the arc, dished out two assists, and recorded two steals in the Pack's win over TCU ... Scored three points on 1-2 shooting from behind the arc against Boise State ... Scored five points and dished out two assists at Wyoming ... Matched his career-high by scoring 12 points on 2-3 shooting from behind the arc and 6-8 at the free throw line in Nevada's win over San Jose State ... Scored five points, grabbed four rebounds, dished out four assists, and tallied two steals in Nevada's win at #22 Utah State.

#3 ROLISON, Tyler

Opponent	Date	GS	MIN	Total		3-Pointers		Free throws		Rebounds				PF	A	TO	BLK	STL	PTS	AVG
				FG-FGA	PCT	3FG-3FGA	PCT	FT-FTA	PCT	OFF	DEF	TOT	AVG							
Sacramento St.	11/07/2023		12:12	0-2	.000	0-0	.000	2-2	1.000	0	0	0	0.0	1	3	0	0	1	2	2.0
at Washington	11/12/2023		03:22	1-1	1.000	0-0	.000	0-0	.000	0	1	1	0.5	3	0	1	0	0	2	2.0
Pacific	11/15/2023		23:50	4-9	.444	1-1	1.000	3-3	1.000	0	5	5	2.0	2	3	3	0	1	12	5.3
Portland	11/18/2023		17:13	1-4	.250	1-2	.500	2-2	1.000	1	3	4	2.5	2	1	0	0	1	5	5.3
Montana	11/29/2023		14:27	1-3	.333	1-1	1.000	2-2	1.000	0	1	1	2.2	1	1	1	0	0	5	5.2
LMU (CA)	12/02/2023		18:02	0-3	.000	0-1	.000	0-0	.000	0	0	0	1.8	2	3	1	0	1	0	4.3
UC Davis	12/06/2023		11:31	0-3	.000	0-1	.000	2-3	.667	0	1	1	1.7	1	1	0	0	1	2	4.0
vs Drake	12/09/2023		17:04	3-5	.600	3-4	.750	1-4	.250	0	6	6	2.3	3	1	1	0	0	10	4.8
Weber St.	12/13/2023		16:05	2-4	.500	0-1	.000	1-1	1.000	0	3	3	2.3	1	5	0	0	0	5	4.8
at Hawaii	12/17/2023		16:01	3-4	.750	1-2	.500	0-0	.000	0	1	1	2.2	1	0	2	1	1	7	5.0
vs Temple	12/21/2023		12:15	0-2	.000	0-0	.000	0-0	.000	0	1	1	2.1	2	0	0	0	1	0	4.5
vs TCU	12/22/2023		11:35	2-5	.400	2-3	.667	0-0	.000	0	1	1	2.0	2	3	0	0	2	6	4.7
vs Georgia Tech	12/24/2023		09:46	0-2	.000	0-1	.000	0-0	.000	0	1	1	1.9	2	2	0	0	1	0	4.3
Fresno Pacific	12/30/2023		16:29	0-2	.000	0-2	.000	0-0	.000	0	0	0	1.8	2	3	1	0	0	0	4.0
at Fresno St.	01/06/2024		11:59	0-2	.000	0-0	.000	0-0	.000	0	2	2	1.8	2	2	0	0	0	0	3.7
Air Force	01/09/2024		08:15	0-0	.000	0-0	.000	3-4	.750	1	1	2	1.8	1	2	1	0	0	3	3.7
Boise St.	01/12/2024		07:35	1-4	.250	1-2	.500	0-0	.000	0	1	1	1.8	0	0	1	0	0	3	3.6
at San Diego St.	01/17/2024		06:12	1-4	.250	0-2	.000	0-0	.000	0	0	0	1.7	0	0	1	0	1	2	3.6
at Wyoming	01/20/2024		11:51	2-5	.400	1-3	.333	0-0	.000	1	0	1	1.6	3	2	0	0	1	5	3.6
at New Mexico	01/28/2024		16:11	1-3	.333	0-1	.000	2-3	.667	0	1	1	1.6	0	0	2	0	0	4	3.7
San Jose St.	02/02/2024		18:03	2-6	.333	2-3	.667	6-8	.750	0	2	2	1.6	3	0	0	0	1	12	4.0
at Utah St.	02/06/2024		16:47	2-2	1.000	0-0	.000	1-3	.333	0	4	4	1.7	3	4	0	0	2	5	4.1
Totals		0	296:43	26-75	.347	13-30	.433	25-35	.714	3	35	38	1.7	37	36	15	1	15	90	4.1

Player Averages

Games Played	Minutes/game	Points/game	FG Pct	3FG Pct	FT Pct	Rebounds/game	Assists/game	Turnovers/game	Assist/Turnover ratio	Steals/game	Blocks/game
22	13.5	4.1	34.7	43.3	71.4	1.7	1.6	0.7	2.4	0.7	0.0

Rolison's Career Statistics

SEASON	TEAM	GP-GS	MIN/AVG	Field Goals		3-Point		F-Throws		Rebounds				Scoring						
				FG-FGA	FG%	3FG-3FGA	3FG%	FT-FTA	FT%	OFF	DEF	TOT	AVG	PF-FO	A	TO	BLK	STL	PTS	AVG
2023-24	Nevada	22-0	297/13.5	26-75	.347	13-30	.433	25-35	.714	3	35	38	1.7	37-0	36	15	1	15	90	4.1
TOTAL		22-0	297/13.5	26-75	.347	13-30	.433	25-35	.714	3	35	38	1.7	37-0	36	15	1	15	90	4.1

4

Tré Coleman

Senior | 6-7 | 215 | F | Jeffersonville, Ind.



2023-24 SEASON HIGHS

Points	23, at Wyoming (1/20/24)
FG Made	8, at Wyoming (1/20/24)
FG Att.	14, at Wyoming (1/20/24)
3Pt. FG Made	4, 2x, last at Wyoming (1/20/24)
3Pt. FG Att.	8, at Wyoming (1/20/24)
FT Made	5, vs Portland (11/18/23)
FT Att.	5, vs Portland (11/18/23)
Rebounds	9, at Washington (11/12/23)
Assists	7, vs Colorado State (1/24/24)
Steals	4, 2x, last at Wyoming (1/20/24)
Blocks	2, vs LMU (12/2/23)
Minutes	35, at Wyoming (1/20/24)

CAREER HIGHS

Points	23, at Wyoming (1/20/24)
FG Made	8, 2x, last at Wyoming (1/20/24)
FG Att.	14, at Wyoming (1/20/24)
3Pt. FG Made	4, 5x, last at Wyoming (1/20/24)
3Pt. FG Att.	8, at Wyoming (1/20/24)
FT Made	8, vs New Mexico (12/31/20)
FT Att.	8, vs New Mexico (12/31/20)
Rebounds	9, at Washington (11/12/23)
Assists	9, vs New Mexico (1/23/23)
Steals	5, at Fresno State (2/24/23)
Blocks	3, 2x last vs New Mexico (1/23/23)
Minutes	42, vs New Mexico (1/23/23)

PLAYER NOTES

Athletic forward who is an elite defender, solid facilitator, and above average 3-point shooter. Earned MW All-Defensive Team honors in his junior season.

2023-24 Highlights:

Scored eight points and pulled down a career-high nine rebounds in Nevada's road victory over Washington (11/12) ... Scored eight points, dished out two assists, tallied one steal and one block against Pacific Scored a season-high 15 points on 4-6 shooting from the field, while also dishing out three assists and tallying one block in the Pack's win over Portland ... Scored seven points, six rebounds, dished out five assists, tallied one block, and recorded one steal against Montana ... Scored 10 points, grabbed six boards, recorded two blocks, and tallied one steal against LMU ... Scored 10 points, dished out four assists, and recorded four steals against Weber State ... Scored 10 points while hitting 2-3 shots from behind the arc against Fresno State ... Scored eight points on a perfect 3-3 shooting, while also grabbing a team-high six boards and recording three steals against Boise State ... Scored a team-high 16 points on 6-10 shooting from the field, while matching a career-high with four 3-pointers at San Diego State. Also pulled down four rebounds in the game ... Dropped a career-high 23 points, while matching a career-high with eight field goals and four 3-point field goals at Wyoming. Also recorded four steals, dished out four assists, and grabbed five boards in the contest ... Dished out a game-high seven assists, in addition to scoring five points and grabbing five rebounds in the Pack's win over #24 Colorado State ... Scored eight points, grabbed four boards, recorded two steals, and tallied one assist in the victory #22 Utah State.

#4 COLEMAN, Tre

Opponent	Date	GS	MIN	Total		3-Pointers		Free throws		Rebounds				PF	A	TO	BLK	STL	PTS	AVG	
				FG-FGA	PCT	3FG-3FGA	PCT	FT-FTA	PCT	OFF	DEF	TOT	AVG								
Sacramento St.	11/07/2023	*	30:21	1-5	.200	0-2	.000	2-2	1.000	1	1	2	2.0	2	4	2	0	3	4	4.0	
at Washington	11/12/2023	*	33:56	3-9	.333	0-1	.000	2-3	.667	2	7	9	5.5	2	2	2	0	1	8	6.0	
Pacific	11/15/2023	*	20:19	3-4	.750	0-1	.000	2-3	.667	0	1	1	4.0	3	2	0	1	1	8	6.7	
Portland	11/18/2023	*	26:41	4-6	.667	2-4	.500	5-5	1.000	0	0	0	3.0	1	3	1	1	0	15	8.8	
Montana	11/29/2023	*	27:43	2-6	.333	1-3	.333	2-2	1.000	0	6	6	3.6	2	5	1	1	1	7	8.4	
LMU (CA)	12/02/2023	*	25:47	5-8	.625	0-0	.000	0-0	.000	0	6	6	4.0	3	2	0	2	1	10	8.7	
UC Davis	12/06/2023	*	30:18	1-2	.500	0-0	.000	1-2	.500	0	2	2	3.7	4	2	2	0	1	3	7.9	
vs Drake	12/09/2023	*	25:14	1-6	.167	0-2	.000	0-0	.000	1	3	4	3.8	2	1	5	0	0	2	7.1	
Weber St.	12/13/2023	*	31:16	4-8	.500	2-6	.333	0-0	.000	0	1	1	3.4	1	4	1	0	4	10	7.4	
at Hawaii	12/17/2023	*	23:24	4-10	.400	1-5	.200	1-1	1.000	0	5	5	3.6	4	0	0	1	2	10	7.7	
vs Temple	12/21/2023	*	27:39	3-7	.429	0-2	.000	3-3	1.000	0	1	1	3.4	2	0	0	1	0	9	7.8	
vs TCU	12/22/2023	*	32:08	4-7	.571	1-3	.333	1-1	1.000	0	1	1	3.2	3	1	1	0	1	10	8.0	
vs Georgia Tech	12/24/2023	*	27:50	1-6	.167	0-4	.000	0-0	.000	0	4	4	3.2	1	1	4	1	0	2	7.5	
Fresno Pacific	12/30/2023	*	21:59	4-5	.800	0-1	.000	0-1	.000	2	2	4	3.3	1	1	1	0	1	8	7.6	
at Fresno St.	01/06/2024	*	28:46	2-4	.500	2-3	.667	4-6	.667	0	3	3	3.3	0	3	2	0	0	10	7.7	
Air Force	01/09/2024	*	31:15	3-6	.500	1-2	.500	0-2	.000	2	1	3	3.3	0	4	0	0	2	7	7.7	
Boise St.	01/12/2024	*	34:58	3-3	1.000	0-0	.000	2-3	.667	0	6	6	3.4	1	3	2	0	3	8	7.7	
at San Diego St.	01/17/2024	*	32:25	6-10	.600	4-7	.571	0-2	.000	1	3	4	3.4	1	0	1	1	1	16	8.2	
at Wyoming	01/20/2024	*	34:57	8-14	.571	4-8	.500	3-3	1.000	2	3	5	3.5	1	4	4	1	4	23	8.9	
Colorado St.	01/24/2024	*	34:55	2-10	.200	1-3	.333	0-0	.000	2	3	5	3.6	0	7	2	0	0	5	8.8	
at New Mexico	01/28/2024	*	32:50	2-6	.333	1-3	.333	2-2	1.000	2	1	3	3.6	2	2	2	1	2	7	8.7	
San Jose St.	02/02/2024	*	26:45	1-7	.143	1-5	.200	0-0	.000	1	4	5	3.6	1	3	0	1	2	3	8.4	
at Utah St.	02/06/2024	*	30:40	3-5	.600	1-1	1.000	1-1	1.000	1	3	4	3.7	2	2	0	1	2	8	8.4	
Totals			22	672:06	70-154	.455	22-66	.333	31-42	.738	17	67	84	3.7	39	56	33	13	32	193	8.4

Player Averages

Games Played	Minutes/game	Points/game	FG Pct	3FG Pct	FT Pct	Rebounds/game	Assists/game	Turnovers/game	Assist/Turnover ratio	Steals/game	Blocks/game
23	29.2	8.4	45.5	33.3	73.8	3.7	2.4	1.4	1.7	1.4	0.6

Coleman's Career Statistics

SEASON	TEAM	GP-GS	MIN/AVG	Field Goals		3-Point		F-Throws		Rebounds				Scoring						
				FG-FGA	FG%	3FG-3FGA	3FG%	FT-FTA	FT%	OFF	DEF	TOT	AVG	PF-FO	A	TO	BLK	STL	PTS	AVG
2020-21	Nevada	26-22	674/25.9	45-108	.417	26-72	.361	27-42	.643	17	61	78	3.0	59-0	46	31	9	21	143	5.5
2021-22	Nevada	31-22	870/28.1	50-149	.336	18-70	.257	30-41	.732	20	70	90	2.9	68-4	35	31	11	33	148	4.8
2022-23	Nevada	33-33	1009/30.6	72-161	.447	29-81	.358	34-50	.680	21	81	102	3.1	75-2	86	27	31	34	207	6.3
2023-24	Nevada	23-22	672/29.2	70-154	.455	22-66	.333	31-42	.738	17	67	84	3.7	39-0	56	33	13	32	193	8.4
TOTAL		113-99	3225/28.5	237-572	.414	95-289	.329	122-175	.697	75	279	354	3.1	241-6	223	122	64	120	691	6.1

5

Amire Robinson

Freshman | 6-4 | 195 | F | Jeffersonville, Ind.

**2023-24 SEASON HIGHS****Points** 2, 3x, last at New Mexico (1/28/24)**FG Made** 1, 3x, last at New Mexico (1/28/24)**FG Att.** 2, vs Pacific (11/15/23)**3Pt. FG Made** -**3Pt. FG Att.** 1, 2x, last vs Drake (12/9/23)**FT Made** -**FT Att.** -**Rebounds** 4, vs Pacific (11/15/23)**Assists** 2, vs Fresno Pacific (12/30/23)**Steals** -**Blocks** 1, vs Pacific (11/15/23)**Minutes** 17, vs Pacific (11/15/23)**CAREER HIGHS****Points** 2, 3x, last at New Mexico (1/28/24)**FG Made** 1, 3x, last at New Mexico (1/28/24)**FG Att.** 2, vs Pacific (11/15/23)**3Pt. FG Made** -**3Pt. FG Att.** 1, 2x, last vs Drake (12/9/23)**FT Made** -**FT Att.** -**Rebounds** 4, vs Pacific (11/15/23)**Assists** 2, vs Fresno Pacific (12/30/23)**Steals** -**Blocks** 1, vs Pacific (11/15/23)**Minutes** 17, vs Pacific (11/15/23)**PLAYER NOTES**

Spent the last two years of his high school career competing for Buchtel High School ... In his senior season, helped lead Buchtel to their first-ever OHSAA State Championship ... Helped Buchtel achieve an overall record of 23-6, including a mark of 9-1 in conference play ... In his junior season, helped Buchtel tally an overall record of 20-6 and a perfect record of 9-0 in conference play ... Played for the 2023 Indiana Elite program on the AAU Circuit where he helped the team to an undefeated season and an Adidas 3SSB Championship at the 16U level.

2023-24 Highlights:

Scored his first collegiate points, while also pulling down four rebounds and tallying one block against Pacific ... Scored two points against Weber State (12/13) ... Dished out two assists in the Pack's win over Fresno Pacific. (12/30) ... Scored two points at New Mexico (1/28/24)

#5 ROBINSON, Amire

Opponent	Date	GS	MIN	Total		3-Pointers		Free throws		Rebounds				PF	A	TO	BLK	STL	PTS	AVG
				FG-FGA	PCT	3FG-3FGA	PCT	FT-FTA	PCT	OFF	DEF	TOT	AVG							
Sacramento St.	11/07/2023		02:56	0-0	.000	0-0	.000	0-0	.000	0	0	0	0.0	0	0	0	0	0	0	0.0
at Washington	11/12/2023		01:40	0-0	.000	0-0	.000	0-0	.000	1	0	1	0.5	1	0	0	0	0	0	0.0
Pacific	11/15/2023		16:45	1-2	.500	0-1	.000	0-0	.000	0	4	4	1.7	1	1	0	1	0	2	0.7
Portland	11/18/2023		03:04	0-0	.000	0-0	.000	0-0	.000	0	1	1	1.5	1	0	0	0	0	0	0.5
LMU (CA)	12/02/2023		03:33	0-0	.000	0-0	.000	0-0	.000	0	1	1	1.4	0	0	0	0	0	0	0.4
vs Drake	12/09/2023		05:02	0-1	.000	0-1	.000	0-0	.000	0	0	0	1.2	0	0	0	0	0	0	0.3
Weber St.	12/13/2023		04:41	1-1	1.000	0-0	.000	0-0	.000	0	0	0	1.0	0	0	0	0	0	2	0.6
at Hawaii	12/17/2023		02:15	0-0	.000	0-0	.000	0-0	.000	0	1	1	1.0	1	0	0	0	0	0	0.5
vs Temple	12/21/2023		01:54	0-0	.000	0-0	.000	0-0	.000	0	1	1	1.0	0	0	0	0	0	0	0.4
Fresno Pacific	12/30/2023		09:35	0-0	.000	0-0	.000	0-0	.000	0	0	0	0.9	2	2	0	0	0	0	0.4
at New Mexico	01/28/2024		03:48	1-1	1.000	0-0	.000	0-0	.000	0	0	0	0.8	0	0	1	0	0	2	0.5
San Jose St.	02/02/2024		06:50	0-0	.000	0-0	.000	0-0	.000	0	1	1	0.8	0	0	0	0	0	0	0.5
Totals		0	62:03	3-5	.600	0-2	.000	0-0	.000	1	9	10	0.8	6	3	1	1	0	6	0.5

Player Averages

Games Played	Minutes/game	Points/game	FG Pct	3FG Pct	FT Pct	Rebounds/game	Assists/game	Turnovers/game	Assist/Turnover ratio	Steals/game	Blocks/game
12	5.2	0.5	60.0	0.0	0.0	0.8	0.3	0.1	3.0	0.0	0.1


Robinson's Career Statistics

SEASON	TEAM	GP-GS	MIN/AVG	Field Goals		3-Point		F-Throws		Rebounds				Scoring						
				FG-FGA	FG%	3FG-3FGA	3FG%	FT-FTA	FT%	OFF	DEF	TOT	AVG	PF-FO	A	TO	BLK	STL	PTS	AVG
2023-24	Nevada	12-0	62/5.2	3-5	.600	0-2	.000	0-0	.000	1	9	10	0.8	6-0	3	1	1	0	6	0.5
TOTAL		12-0	62/5.2	3-5	.600	0-2	.000	0-0	.000	1	9	10	0.8	6-0	3	1	1	0	6	0.5

10

Snookey Wigington

Sophomore | 5-8 | 140 | G | Los Angeles, Calif.



2023-24 SEASON HIGHS

Points	-
FG Made	-
FG Att.	2, vs Pacific (11/15/23)
3Pt. FG Made	-
3Pt. FG Att.	1, vs Pacific (11/15/23)
FT Made	-
FT Att.	-
Rebounds	-
Assists	1, vs Pacific (11/15/23)
Steals	-
Blocks	-
Minutes	4, vs Pacific (11/15/23)

CAREER HIGHS

Points	2, vs Norfolk State (12/21/22)
FG Made	-
FG Att.	2, vs Pacific (11/15/23)
3Pt. FG Made	-
3Pt. FG Att.	-
FT Made	2, vs Norfolk State (12/21/22)
FT Att.	2, vs Norfolk State (12/21/22)
Rebounds	1, at San Jose State (1/7/23)
Assists	1, vs Pacific (11/15/23)
Steals	-
Blocks	-
Minutes	4, vs Pacific (11/15/23)

PLAYER NOTES

Played high school basketball for Ribet Academy where he won a state championship in his junior season, and helped lead Ribet to a 30-3 record and No. 6 national ranking in his senior season.

2023-24 Highlights:

Dished out one assist in four minutes of action against Pacific ... Redshirting the season.

#10 WIGINGTON, Snookey

Opponent	Date	GS	MIN	Total		3-Pointers		Free throws		Rebounds				PF	A	TO	BLK	STL	PTS	AVG
				FG-FGA	PCT	3FG-3FGA	PCT	FT-FTA	PCT	OFF	DEF	TOT	AVG							
Pacific	11/15/2023		03:38	0-2	.000	0-1	.000	0-0	.000	0	0	0	0.0	1	1	0	0	0	0	0.0
Totals		0	03:38	0-2	.000	0-1	.000	0-0	.000	0	0	0	0.0	1	1	0	0	0	0	0.0

Player Averages

Games Played	Minutes/game	Points/game	FG Pct	3FG Pct	FT Pct	Rebounds/game	Assists/game	Turnovers/game	Assist/Turnover ratio	Steals/game	Blocks/game
1	3.6	0.0	0.0	0.0	0.0	0.0	1.0	0.0	1.0	0.0	0.0

Wigington's Career Statistics

SEASON	TEAM	GP-GS	MIN/AVG	Field Goals		3-Point		F-Throws		Rebounds				Scoring						
				FG-FGA	FG%	3FG-3FGA	3FG%	FT-FTA	FT%	OFF	DEF	TOT	AVG	PF	FO	A	TO	BLK	STL	PTS
2022-23	Nevada	3-0	5/1.6	0-1	.000	0-1	.000	2-4	.500	0	1	1	0.3	2-0	0	0	0	0	2	0.7
2023-24	Nevada	1-0	4/3.6	0-2	.000	0-1	.000	0-0	.000	0	0	0	0.0	1-0	1	0	0	0	0	0.0
TOTAL		4-0	8/2.1	0-3	.000	0-2	.000	2-4	.500	0	1	1	0.3	3-0	1	0	0	0	2	0.5

11

Nick Davidson

R-Sophomore | 6-9 | 215 | F | Mission Viejo, Calif.



2023-24 SEASON HIGHS

Points	25, at Utah State (2/6/24)
FG Made	10, at Utah State (2/6/24)
FG Att.	14, at Utah State (2/6/24)
3Pt. FG Made	3, 2x, last at Utah State (2/6/24)
3Pt. FG Att.	5, 3x, last at Utah State (2/6/24)
FT Made	6, vs LMU (12/2/23)
FT Att.	6, 3x, last at Wyoming (1/20/24)
Rebounds	16, vs Temple (12/21/23)
Assists	4, 2x, last at Hawaii (12/17/23)
Steals	3, at Fresno State (1/6/24)
Blocks	3, 2x, last vs Weber State (12/13/23)
Minutes	34, at Fresno State (1/6/24)

CAREER HIGHS

Points	25, at Utah State (2/6/24)
FG Made	10, at Utah State (2/6/24)
FG Att.	14, at Utah State (2/6/24)
3Pt. FG Made	3, 2x, last at Utah State (2/6/24)
3Pt. FG Att.	5, 3x, last at Utah State (2/6/24)
FT Made	8, 2x, last vs Air Force (2/3/23)
FT Att.	9, vs William Jessup (11/15/22)
Rebounds	16, vs Temple (12/21/23)
Assists	4, 2x, last at Hawaii (12/17/23)
Steals	3, at Fresno State (1/6/24)
Blocks	3, 2x, last vs Weber State (12/13/23)
Minutes	34, at Fresno State (1/6/24)

PLAYER NOTES

Prepped at powerhouse Mater Dei High School in Southern California ... Named to All-CIF Southern Section Open Division Team as a senior ... Averaged 16.3 points and 7.3 rebounds a game, while hitting 33 3-pointers ... Has direct ties to the Wolf Pack, as his father, Kirk, was a center for the Wolf Pack basketball team and his mother, Kelly (Martin), played volleyball at Nevada.

2023-24 Highlights:

Scored 10 points and grabbed five rebounds in the Pack's season-opening win over Sacramento State ... Posted a stat line of 13 points and nine rebounds in Nevada's win at Washington ... Scored 11 points, grabbed nine boards, and recorded three blocks against Pacific ... Scored 13 points on 6-7 shooting from the field, pulled down eight rebounds, and dished out a career-high four assists in Nevada's win over Portland ... Scored 12 points on 3-6 shooting against LMU ... Knocked down a perfect 17-17 shots at the free throw line through six games ... Scored 11 points, grabbed eight rebounds, and recorded one block against UC Davis ... Scored eight points and grabbed seven rebounds against Drake ... Scored 11 points, grabbed five rebounds, dished out three assists, and matched a career-high with three blocks against Weber State ... Scored 11 points, grabbed seven boards, dished out four assists, and recorded two blocks against Hawaii ... Scored a career-high 19 points on a career-high seven made field goals, in addition to grabbing a career-high 16 rebounds to record the first double-double of his career in the Pack's win over Temple ... Scored 14 points on 6-9 shooting, while pulling down five boards in the Pack's win over TCU ... Scored nine points and grabbed eight boards in Nevada's victory over Georgia Tech to win the Diamond Head Classic ... Scored nine points, grabbed six boards, recorded three steals, and tallied two blocks at Fresno State ... Scored 12 points and grabbed 10 boards to record the second double-double of his career against Air Force ... Scored 12 points and grabbed five rebounds against Boise State ... Matched his career-high with a 19-point outing at Wyoming on 7-12 shooting, including 2-4 from behind the arc, while also pulling down five rebounds ... Scored 10 points on 3-4 shooting from the field and 4-4 at the free throw line, while also grabbing a team-high seven boards in Nevada's win over #24 Colorado State ... Recorded his third double-double of the season in the Pack's 90-60 win over San Jose State by scoring a then career-high 22 points on 8-12 shooting from the field and 3-5 from behind the arc, while pulling down 11 rebounds, and dishing out three assists in the game ... Recorded his second straight double-double and fourth of the season by scoring a career-high 25 points on 10-14 shooting, in addition to grabbing 10 rebounds in Nevada's win at #22 Utah State.

#11 DAVIDSON, Nick

Opponent	Date	GS	MIN	Total		3-Pointers		Free throws		Rebounds				PF	A	TO	BLK	STL	PTS	AVG	
				FG-FGA	PCT	3FG-3FGA	PCT	FT-FTA	PCT	OFF	DEF	TOT	AVG								
Sacramento St.	11/07/2023	*	17:48	3-5	.600	0-1	.000	4-4	1.000	2	3	5	5.0	4	1	0	1	0	10	10.0	
at Washington	11/12/2023	*	31:46	4-10	.400	0-3	.000	5-5	1.000	3	6	9	7.0	1	0	0	0	2	13	11.5	
Pacific	11/15/2023	*	18:44	4-7	.571	1-2	.500	2-2	1.000	3	6	9	7.7	2	2	1	3	0	11	11.3	
Portland	11/18/2023	*	20:12	6-7	.857	1-1	1.000	0-0	.000	2	6	8	7.8	3	4	0	0	0	13	11.8	
Montana	11/29/2023	*	20:12	1-4	.250	1-3	.333	0-0	.000	2	3	5	7.2	4	0	2	0	0	3	10.0	
LMU (CA)	12/02/2023	*	21:58	3-6	.500	0-1	.000	6-6	1.000	0	2	2	6.3	1	0	0	2	0	12	10.3	
UC Davis	12/06/2023	*	26:06	3-6	.500	0-1	.000	5-5	1.000	2	6	8	6.6	4	1	2	1	0	11	10.4	
vs Drake	12/09/2023	*	29:18	3-7	.429	1-5	.200	1-2	.500	0	7	7	6.6	0	0	1	0	8	10.1		
Weber St.	12/13/2023	*	28:04	4-7	.571	1-3	.333	2-6	.333	1	4	5	6.4	2	3	1	3	1	11	10.2	
at Hawaii	12/17/2023	*	28:52	4-7	.571	0-1	.000	3-3	1.000	2	5	7	6.5	3	4	1	2	1	11	10.3	
vs Temple	12/21/2023	*	33:42	7-10	.700	1-3	.333	4-4	1.000	3	13	16	7.4	1	0	1	0	2	19	11.1	
vs TCU	12/22/2023	*	28:29	6-9	.667	0-1	.000	2-6	.333	2	3	5	7.2	4	1	0	0	0	14	11.3	
vs Georgia Tech	12/24/2023	*	33:14	4-9	.444	1-4	.250	0-0	.000	3	5	8	7.2	2	1	2	0	1	9	11.2	
Fresno Pacific	12/30/2023	*	22:49	2-5	.400	0-0	.000	1-2	.500	1	3	4	7.0	2	2	1	0	1	5	10.7	
at Fresno St.	01/06/2024	*	34:02	3-11	.273	0-4	.000	3-4	.750	1	5	6	6.9	2	1	0	2	3	9	10.6	
Air Force	01/09/2024	*	30:57	4-5	.800	1-1	1.000	3-5	.600	1	9	10	7.1	2	3	2	0	0	12	10.7	
Boise St.	01/12/2024	*	32:25	3-8	.375	1-4	.250	5-5	1.000	0	5	5	7.0	4	2	1	0	1	12	10.8	
at San Diego St.	01/17/2024	*	24:31	1-4	.250	0-2	.000	0-0	.000	0	2	2	6.7	3	1	1	0	0	2	10.3	
at Wyoming	01/20/2024	*	27:59	7-12	.583	2-4	.500	3-6	.500	2	3	5	6.6	4	0	0	2	0	19	10.7	
Colorado St.	01/24/2024	*	21:04	3-4	.750	0-1	.000	4-4	1.000	1	6	7	6.7	3	1	0	1	0	10	10.7	
at New Mexico	01/28/2024	*	25:27	3-6	.500	0-1	.000	0-0	.000	1	6	7	6.7	2	0	2	0	1	6	10.5	
San Jose St.	02/02/2024	*	26:10	8-12	.667	3-5	.600	3-5	.600	7	4	11	6.9	0	3	1	0	0	22	11.0	
at Utah St.	02/06/2024	*	35:11	10-14	.714	3-5	.600	2-3	.667	0	10	10	7.0	1	1	3	0	2	25	11.6	
Totals			23	618:59	96-175	.549	17-56	.304	58-77	.753	39	122	161	7.0	54	31	21	18	15	267	11.6

Player Averages

Games Played	Minutes/game	Points/game	FG Pct	3FG Pct	FT Pct	Rebounds/game	Assists/game	Turnovers/game	Assist/Turnover ratio	Steals/game	Blocks/game
23	26.9	11.6	54.9	30.4	75.3	7.0	1.3	0.9	1.5	0.7	0.8

Davidson's Career Statistics

SEASON	TEAM	GP-GS	MIN/AVG	Field Goals		3-Point		F-Throws		Rebounds				Scoring						
				FG-FGA	FG%	3FG-3FGA	3FG%	FT-FTA	FT%	OFF	DEF	TOT	AVG	PF-FO	A	TO	BLK	STL	PTS	AVG
2022-23	Nevada	33-0	579/17.6	68-154	.442	24-67	.358	69-86	.802	49	85	134	4.1	84-3	14	27	16	14	229	6.9
2023-24	Nevada	23-23	619/26.9	96-175	.549	17-56	.304	58-77	.753	39	122	161	7.0	54-0	31	21	18	15	267	11.6
TOTAL		56-23	1198/21.4	164-329	.498	41-123	.333	127-163	.779	88	207	295	5.3	138-3	45	48	34	29	496	8.9

12

Jeriah Coleman

Junior | 7-1 | 240 | C | Anchorage, Alaska



2023-24 SEASON HIGHS

Points	5, vs Pacific (11/15/23)
FG Made	1, 4x, last vs San Jose State (2/2/24)
FG Att.	3, vs Pacific (11/15/23)
3Pt. FG Made	-
3Pt. FG Att.	-
FT Made	3, vs Pacific (11/15/23)
FT Att.	4, vs Pacific (11/15/23)
Rebounds	7, vs Pacific (11/15/23)
Assists	-
Steals	-
Blocks	3, vs Pacific (11/15/23)
Minutes	10, vs Pacific (11/15/23)

CAREER HIGHS

Points	8, at Bryant (1/17/22)
FG Made	4, at Bryant (1/17/22)
FG Att.	4, 3x, last at Bryant (1/17/2)
3Pt. FG Made	-
3Pt. FG Att.	-
FT Made	3, 2x, last vs Pacific (11/15/23)
FT Att.	4, 2x, last vs Pacific (11/15/23)
Rebounds	7, 3x, vs Pacific (11/15/23)
Assists	2, at LIU (1/8/22)
Steals	1, 6x, last vs LIU (2/17/22)
Blocks	3, 3x, last vs Pacific (11/15/23)
Minutes	14, 3x, last at Wagner (3/22/22)

PLAYER NOTES

Transfer who joined the program this past offseason after playing for Saint Francis (Pa.) and Clarendon CC ... Appeared in 29 games, while making 24 starts in his lone season at Clarendon CC ... Finished the season ranked first on the team and third overall in the country in blocks per game (3.6 BPG) ... Also ranked second on the team in both rebounds (8.3 RPG) and field goal percentage (59.7%) Finished the season ranked third on the team in scoring at 9.1 blocks per game ... Was named the Defensive Player of the Year in the Western Junior College Athletic Conferenc

2023-24 Highlights:

Scored five points, grabbed seven rebounds, and tallied three blocks against Pacific ... Scored two points against Montana ... Scored two points against UC Davis ... Recorded two blocks in Nevada's win over Temple ... Scored two points in Nevada's 90-60 win over San Jose State.

#12 COLEMAN, Jeriah

Opponent	Date	GS	MIN	Total		3-Pointers		Free throws		Rebounds				PF	A	TO	BLK	STL	PTS	AVG
				FG-FGA	PCT	3FG-3FGA	PCT	FT-FTA	PCT	OFF	DEF	TOT	AVG							
at Washington	11/12/2023		02:04	0-0	.000	0-0	.000	0-0	.000	0	0	0	0.0	0	0	0	0	0	0.0	
Pacific	11/15/2023		10:06	1-3	.333	0-0	.000	3-4	.750	3	4	7	3.5	1	0	2	3	0	5	2.5
Portland	11/18/2023		04:53	0-2	.000	0-0	.000	0-0	.000	1	2	3	3.3	0	0	0	0	0	1.7	
Montana	11/29/2023		01:07	1-2	.500	0-0	.000	0-0	.000	0	0	0	2.5	0	0	0	0	0	1.8	
LMU (CA)	12/02/2023		05:08	0-1	.000	0-0	.000	0-0	.000	1	0	1	2.2	0	0	0	1	0	1.4	
UC Davis	12/06/2023		00:33	1-1	1.000	0-0	.000	0-0	.000	0	0	0	1.8	0	0	0	0	0	1.5	
vs Drake	12/09/2023		02:47	0-0	.000	0-0	.000	0-0	.000	0	0	0	1.6	0	0	0	1	0	1.3	
Weber St.	12/13/2023		02:11	0-0	.000	0-0	.000	0-0	.000	0	0	0	1.4	0	0	0	0	0	1.1	
at Hawaii	12/17/2023		03:12	0-0	.000	0-0	.000	0-0	.000	0	0	0	1.2	1	0	0	0	0	1.0	
vs Temple	12/21/2023		01:33	0-1	.000	0-0	.000	0-2	.000	0	1	1	1.2	0	0	0	2	0	0.9	
vs TCU	12/22/2023		04:33	0-0	.000	0-0	.000	0-0	.000	0	0	0	1.1	0	0	0	0	0	0.8	
Fresno Pacific	12/30/2023		05:26	0-0	.000	0-0	.000	0-0	.000	0	1	1	1.1	2	0	1	0	0	0.8	
at Wyoming	01/20/2024		02:54	0-0	.000	0-0	.000	0-0	.000	1	0	1	1.1	0	0	0	0	0	0.7	
at New Mexico	01/28/2024		02:08	0-0	.000	0-0	.000	0-1	.000	0	1	1	1.1	0	0	0	0	0	0.6	
San Jose St.	02/02/2024		02:08	1-1	1.000	0-0	.000	0-0	.000	0	0	0	1.0	0	0	0	0	0	0.7	
Totals		0	50:43	4-11	.364	0-0	.000	3-7	.429	6	9	15	1.0	4	0	3	7	0	11	0.7

Player Averages

Games Played	Minutes/game	Points/game	FG Pct	3FG Pct	FT Pct	Rebounds/game	Assists/game	Turnovers/game	Assist/Turnover ratio	Steals/game	Blocks/game
15	3.4	0.7	36.4	0.0	42.9	1.0	0.0	0.2	0.0	0.0	0.5


Coleman's Career Statistics

SEASON	TEAM	GP-GS	MIN/AVG	Field Goals		3-Point		F-Throws		Rebounds				Scoring						
				FG-FGA	FG%	3FG-3FGA	3FG%	FT-FTA	FT%	OFF	DEF	TOT	AVG	PF-FO	A	TO	BLK	STL	PTS	AVG
2020-21	SF-PA	14-0	42/3.0	2-5	.400	0-0	.000	3-5	.600	3	9	12	0.9	10-0	0	3	4	2	7	0.5
2021-22	SF-PA	28-0	171/6.1	26-40	.650	0-0	.000	11-22	.500	14	43	57	2.0	27-0	3	12	18	4	63	2.3
2023-24	Nevada	15-0	51/3.4	4-11	.364	0-0	.000	3-7	.429	6	9	15	1.0	4-0	0	3	7	0	11	0.7
TOTAL FOR Nevada		15-0	51/3.4	4-11	.364	0-0	.000	3-7	.429	6	9	15	1.0	4-0	0	3	7	0	11	0.7
TOTAL		57-0	264/4.6	32-56	.571	0-0	.000	17-34	.500	23	61	84	1.5	41-0	3	18	29	6	81	1.4

13

KENAN BLACKSHEAR

Fifth-Year | 6-6 | 215 | G | Orlando, Fla.



2023-24 SEASON HIGHS

Points	31, at Washington (11/12/23)
FG Made	12, at Washington (11/12/23)
FG Att.	22, at Washington (11/12/23)
3Pt. FG Made	1, vs Weber State (12/13/23)
3Pt. FG Att.	3, vs Weber State (12/13/23)
FT Made	8, 2x, last vs Georgia Tech (12/24/23)
FT Att.	11, 2x, last vs Georgia Tech (12/24/23)
Rebounds	10, vs Montana (12/9/23)
Assists	11, vs Portland (11/18/23)
Steals	4, at Fresno State (1/6/24)
Blocks	2, 2x, last vs Air Force (1/9/24)
Minutes	37, at Washington (11/12/23)

CAREER HIGHS

Points	31, at Washington (11/12/23)
FG Made	12, at Washington (11/12/23)
FG Att.	22, at Washington (11/12/23)
3Pt. FG Made	3, 3x, last vs Wyoming (01/17/22)
3Pt. FG Att.	8, vs Wyoming (01/17/22)
FT Made	10, 2x, last vs Utah State (1/13/23)
FT Att.	11, 2x, last vs Utah State (1/13/23)
Rebounds	11, vs Minn. Duluth (12/15/21)
Assists	11, vs Portland (11/18/23)
Steals	5, 2x, last vs New Mexico (1/23/23)
Blocks	2, 4x, last vs Air Force (1/9/24)
Minutes	43, vs Kansas St. (11/22/22)

PLAYER NOTES

Played the first two seasons of his career at FAU, appearing in 51 games, and posting averages of 5.9 points, 3.5 rebounds, and 1.2 assists, before transferring to Nevada ahead of the 2021-22 season. Earned **NABC District 17 First Team Honors**, **All-Mountain West Second Team** and **All-Mountain West Defensive Team** honors at the end of the 2022-23 season after averaging 14.1 points per game on 44.4 percent shooting from the field, as well as 4.6 assists, 4.0 rebounds, and 1.5 steals per game.

2023-24 Highlights:

Named the **Mountain West Player of the Week** for the first time in his career following the first week of the season ... Scored 14 points, pulled down seven rebounds, dished out three assists, recorded two steals, and tallied one block in Nevada's season-opening win over Sacramento State ... Scored a career-high 31 points on 12-22 shooting from the field while also pulling down six rebounds and dishing out five assists in Nevada's win at Washington ... Scored 12 points and dished out five assists against Pacific ... Scored 14 points, grabbed seven rebounds, and dished out a career-high 11 assists in Nevada's win over Portland (11/18/23) ... Scored 22 points and pulled down 10 rebounds to secure the sixth double-double of his career in Nevada's win over Montana (12/9/23) ... Scored 25 points, including 17 in the second half, in addition to grabbing four boards, and dishing out three assists against UC Davis. ... Scored eight points, pulled down seven rebounds, and recorded three assists against Drake (12/9/23) ... Scored 15 points, grabbed five rebounds, dished out five assists, recorded two blocks, and tallied one steal against Weber State (12/13/23) ... Scored 16 points, grabbed nine rebounds, and dished out five assists in Nevada's win over Temple (12/21/23) ... Scored 14 points, dished out six assists, and recorded two steals in the Pack's win over TCU ... Scored 30 points, including 21 in the second half against Georgia Tech on 11-14 shooting from the field, helping lead Nevada to an eight-point victory in the Diamond Head Classic Championship game ... Named to the **Diamond Head Classic All-Tournament Team** after averaging 20.0 PPG on 60% shooting, in addition to averaging 5.3 RPG and 5.0 APG ... Scored 18 points, grabbed seven rebounds, dished out four assists, and recorded four steals at Fresno State ... Scored a game-high 22 points, grabbed three boards, dished out three assists, and tallied two blocks against Air Force ... Scored 14 points, dished out a game-high seven assists, grabbed a team-high five rebounds, and recorded a team-high three steals at San Diego State ... Dished out a game-high eight assists at Wyoming ... Scored 20 points on 9-12 shooting from the field, including 16 points in the second half alone on 7-8 shooting, while also dishing out five assists, grabbing five boards, and recording two steals in Nevada's win over #24 Colorado State ... Dished out six assists in addition to scoring 10 points on 4-5 shooting in Nevada's win over San Jose State ... Scored 18 points, 12 of which came in the second half, while also dishing out four assists, grabbing three rebounds, and recording two steals in the Pack's win at #22 Utah State.

#13 BLACKSHEAR, Kenan

Opponent	Date	GS	MIN	Total		3-Pointers		Free throws		Rebounds				PF	A	TO	BLK	STL	PTS	AVG	
				FG-FGA	PCT	3FG-3FGA	PCT	FT-FTA	PCT	OFF	DEF	TOT	AVG								
Sacramento St.	11/07/2023	*	27:45	6-12	.500	0-1	.000	2-2	1.000	1	6	7	7.0	2	3	3	1	2	14	14.0	
at Washington	11/12/2023	*	36:38	12-22	.545	0-0	.000	7-10	.700	1	5	6	6.5	3	5	1	0	1	31	22.5	
Pacific	11/15/2023	*	20:31	6-10	.600	0-1	.000	0-0	.000	0	3	3	5.3	2	5	1	1	3	12	19.0	
Portland	11/18/2023	*	30:04	4-5	.800	0-0	.000	6-10	.600	0	7	7	5.8	3	11	4	1	0	14	17.8	
Montana	11/29/2023	*	28:52	7-10	.700	0-1	.000	8-11	.727	1	9	10	6.6	4	2	2	0	1	22	18.6	
LMU (CA)	12/02/2023	*	29:41	2-9	.222	0-0	.000	1-3	.333	0	3	3	6.0	0	5	1	0	2	5	16.3	
UC Davis	12/06/2023	*	33:09	10-18	.556	0-1	.000	5-9	.556	0	4	4	5.7	0	3	3	1	0	25	17.6	
vs Drake	12/09/2023	*	27:59	4-5	.800	0-0	.000	0-3	.000	1	6	7	5.9	2	3	5	0	1	8	16.4	
Weber St.	12/13/2023	*	27:36	6-11	.545	1-3	.333	2-2	1.000	0	5	5	5.8	3	5	4	2	1	15	16.2	
at Hawaii	12/17/2023	*	33:39	5-18	.278	0-0	.000	2-3	.667	1	3	4	5.6	4	4	0	0	0	12	15.8	
vs Temple	12/21/2023	*	32:22	5-10	.500	1-2	.500	5-6	.833	5	4	9	5.9	2	5	4	1	0	16	15.8	
vs TCU	12/22/2023	*	32:40	5-11	.455	0-0	.000	4-6	.667	0	2	2	5.6	4	6	2	0	2	14	15.7	
vs Georgia Tech	12/24/2023	*	34:19	11-14	.786	0-1	.000	8-11	.727	0	5	5	5.3	3	4	5	1	2	30	16.8	
Fresno Pacific	12/30/2023	*	27:24	3-5	.600	0-0	.000	1-2	.500	1	4	5	5.5	1	7	1	0	2	7	16.1	
at Fresno St.	01/06/2024	*	33:23	6-13	.462	0-1	.000	6-9	.667	2	5	7	5.6	1	4	0	1	4	18	16.2	
Air Force	01/09/2024	*	30:38	7-13	.538	1-2	.500	7-11	.636	0	3	3	5.4	2	3	4	2	1	22	16.6	
Boise St.	01/12/2024	*	35:13	5-16	.313	0-0	.000	5-8	.625	1	2	3	5.3	5	3	3	1	2	15	16.5	
at San Diego St.	01/17/2024	*	31:57	6-12	.500	0-1	.000	2-5	.400	1	4	5	5.3	4	7	3	0	3	14	16.3	
at Wyoming	01/20/2024	*	37:00	3-12	.250	1-4	.250	2-5	.400	1	2	3	5.2	3	8	2	0	1	9	15.9	
Colorado St.	01/24/2024	*	31:35	9-12	.750	0-1	.000	2-2	1.000	2	3	5	5.2	2	5	5	0	2	20	16.2	
at New Mexico	01/28/2024	*	29:39	3-9	.333	0-0	.000	3-4	.750	1	3	4	5.1	1	1	1	0	0	9	15.8	
San Jose St.	02/02/2024	*	17:07	4-5	.800	1-1	1.000	1-4	.250	0	1	1	4.9	4	6	1	0	1	10	15.5	
at Utah St.	02/06/2024	*	28:05	7-17	.412	0-2	.000	4-4	1.000	0	3	3	4.8	5	4	2	0	2	18	15.7	
Totals			23	697:16	136-269	.506	5-22	.227	83-130	.638	19	92	111	4.8	60	109	57	12	33	360	15.7

Player Averages

Games Played	Minutes/game	Points/game	FG Pct	3FG Pct	FT Pct	Rebounds/game	Assists/game	Turnovers/game	Assist/Turnover ratio	Steals/game	Blocks/game
23	30.3	15.7	50.6	22.7	63.8	4.8	4.7	2.5	1.9	1.4	0.5

Blackshear's Career Statistics

SEASON	TEAM	GP-GS	MIN/AVG	Field Goals		3-Point		F-Throws		Rebounds				Scoring						
				FG-FGA	FG%	3FG-3FGA	3FG%	FT-FTA	FT%	OFF	DEF	TOT	AVG	PF-FO	A	TO	BLK	STL	PTS	AVG
2019-20	FAU	31-10	495/16.0	31-92	.337	3-24	.125	37-56	.661	29	60	89	2.9	46-0	27	33	2	14	102	3.3
2020-21	FAU	23-21	548/23.8	69-150	.460	20-63	.317	59-79	.747	30	69	99	4.3	63-1	40	45	2	34	217	9.4
2021-22	Nevada	31-24	884/28.5	83-207	.401	28-82	.341	56-75	.747	17	123	140	4.5	89-2	83	58	11	39	250	8.1
2022-23	Nevada	33-33	1072/32.5	156-351	.444	18-64	.281	135-173	.780	16	117	133	4.0	100-3	153	103	9	51	465	14.1
2023-24	Nevada	23-23	697/30.3	136-269	.506	5-22	.227	83-130	.638	19	92	111	4.8	60-2	109	57	12	33	360	15.7
TOTAL FOR Nevada		87-80	2653/30.5	375-827	.453	51-168	.304	274-378	.725	52	332	384	4.4	249-7	345	218	32	123	1075	12.4
TOTAL		141-111	3696/26.2	475-1069	.444	74-255	.290	370-513	.721	111	461	572	4.1	358-8	412	296	36	171	1394	9.9

20

DANIEL FOSTER

Senior | 6-6 | 215 | G | Melbourne, Australia



2023-24 SEASON HIGHS

Points	14, vs Portland (11/18/23)
FG Made	4, vs Portland (11/18/23)
FG Att.	7, vs Drake (12/9/23)
3Pt. FG Made	2, 2x, last vs TCU (12/22/23)
3Pt. FG Att.	3, vs Drake (12/9/23)
FT Made	7, vs TCU (12/22/23)
FT Att.	9, vs Portland (11/18/23)
Rebounds	9, 2x, last vs Temple (12/21/23)
Assists	3, 4x, last vs Temple (12/21/23)
Steals	3, vs Fresno Pacific (12/30/23)
Blocks	2, vs Temple (12/21/23)
Minutes	33, vs TCU (12/22/23)

CAREER HIGHS

Points	14, vs Portland (11/18/23)
FG Made	4, 2x, last vs Portland (11/18/23)
FG Att.	7, vs Drake (12/9/23)
3Pt. FG Made	2, 2x, last vs TCU (12/22/23)
3Pt. FG Att.	3, 5x, last vs Drake (12/9/23)
FT Made	8, at Air Force (01/15/22)
FT Att.	10, at Air Force (01/15/22)
Rebounds	9, 2x, last vs Temple (12/21/23)
Assists	6, at New Mexico (2/7/23)
Steals	3, vs Fresno Pacific (12/30/23)
Blocks	2, 2x, last vs Temple (12/21/23)
Minutes	33, vs TCU (12/22/23)

PLAYER NOTES

Senior guard with a lengthy frame that has consistently been a solid defender and has continued to improve his offensive game.

2023-24 Highlights:

Scored six points on 3-4 shooting from the field in the Pack's season-opening win over Sacramento State ... Scored two points and recorded one steal in Nevada's win at Washington ... Scored six points and pulled down four rebounds against Pacific ... Scored a career-high 14 points and pulled down a career-high nine rebounds in the Pack's win over Portland ... Scored eight points, pulled down seven rebounds, dished out three assists, recorded two steals, and tallied one block against LMU ... Pulled down six rebounds and dished out three assists against Drake (12/9/23) ... Scored four points, matched a career-high with nine boards, dished out three assists, and recorded two blocks in Nevada's win over Temple ... Played a career-high 33 minutes and scored 13 points while draining 2-2 shots from behind the arc, in addition to pulling down seven rebounds and recording two steals in the victory over TCU ... Recorded three steals in Nevada's win over Fresno Pacific ... Grabbed five boards and dished out three assists at Wyoming ... Grabbed six rebounds in the Pack's victory over #24 Colorado State ... Scored seven points while knocking down 5-5 shots at the free throw line in Nevada's win at #22 Utah State.

#20 FOSTER, Daniel

Opponent	Date	GS	MIN	Total		3-Pointers		Free throws		Rebounds				PF	A	TO	BLK	STL	PTS	AVG
				FG-FGA	PCT	3FG-3FGA	PCT	FT-FTA	PCT	OFF	DEF	TOT	AVG							
Sacramento St.	11/07/2023		15:41	3-4	.750	0-0	.000	0-1	.000	1	0	1	1.0	1	1	0	0	6	6.0	
at Washington	11/12/2023		14:54	1-2	.500	0-1	.000	0-0	.000	0	1	1	1.0	2	0	0	0	1	2	4.0
Pacific	11/15/2023		20:42	2-3	.667	0-0	.000	2-3	.667	0	4	4	2.0	0	0	0	0	6	6	4.7
Portland	11/18/2023		25:07	4-5	.800	2-2	1.000	4-9	.444	3	6	9	3.8	2	3	1	0	0	14	7.0
Montana	11/29/2023	*	24:51	2-5	.400	0-1	.000	0-1	.000	1	2	3	3.6	1	1	0	1	0	4	6.4
LMU (CA)	12/02/2023		21:37	3-4	.750	0-0	.000	2-3	.667	4	3	7	4.2	2	3	0	1	2	8	6.7
UC Davis	12/06/2023		15:39	1-2	.500	1-1	1.000	0-0	.000	2	2	4	4.1	1	1	0	0	1	3	6.1
vs Drake	12/09/2023		22:00	1-7	.143	0-3	.000	2-2	1.000	0	6	6	4.4	1	3	3	1	1	4	5.9
Weber St.	12/13/2023		15:50	0-1	.000	0-0	.000	0-0	.000	0	4	4	4.3	3	1	0	0	0	0	5.2
at Hawaii	12/17/2023		18:28	2-2	1.000	0-0	.000	0-0	.000	0	5	5	4.4	1	1	1	0	1	4	5.1
vs Temple	12/21/2023	*	31:08	2-3	.667	0-0	.000	0-0	.000	2	7	9	4.8	2	3	1	2	1	4	5.0
vs TCU	12/22/2023	*	33:14	2-3	.667	2-2	1.000	7-8	.875	1	6	7	5.0	2	0	1	1	2	13	5.7
vs Georgia Tech	12/24/2023	*	24:35	1-2	.500	0-1	.000	2-5	.400	1	1	2	4.8	4	0	1	0	0	4	5.5
Fresno Pacific	12/30/2023		16:45	2-5	.400	0-2	.000	1-2	.500	2	2	4	4.7	0	4	0	0	3	5	5.5
at Fresno St.	01/06/2024		25:18	1-2	.500	0-1	.000	0-0	.000	1	5	6	4.8	3	0	0	0	1	2	5.3
Air Force	01/09/2024		19:53	1-2	.500	0-0	.000	0-0	.000	0	0	0	4.5	2	3	0	0	0	2	5.1
Boise St.	01/12/2024		21:50	0-1	.000	0-0	.000	0-0	.000	1	3	4	4.5	1	0	1	1	1	0	4.8
at San Diego St.	01/17/2024		23:11	1-3	.333	1-3	.333	0-0	.000	0	3	3	4.4	4	2	1	1	1	3	4.7
at Wyoming	01/20/2024		16:23	1-3	.333	0-2	.000	0-0	.000	2	3	5	4.4	5	3	1	1	0	2	4.5
Colorado St.	01/24/2024		26:18	0-2	.000	0-0	.000	0-0	.000	2	4	6	4.5	2	1	0	0	0	0	4.3
at New Mexico	01/28/2024		11:38	1-2	.500	0-0	.000	0-0	.000	1	0	1	4.3	3	1	1	0	0	2	4.2
San Jose St.	02/02/2024		21:46	1-4	.250	0-2	.000	2-2	1.000	1	2	3	4.3	1	1	0	0	1	4	4.2
at Utah St.	02/06/2024		25:52	1-2	.500	0-0	.000	5-5	1.000	0	2	2	4.2	1	1	1	1	0	7	4.3
Totals		4	492:39	33-69	.478	6-21	.286	27-41	.659	25	71	96	4.2	44	33	14	10	16	99	4.3

Player Averages

Games Played	Minutes/game	Points/game	FG Pct	3FG Pct	FT Pct	Rebounds/game	Assists/game	Turnovers/game	Assist/Turnover ratio	Steals/game	Blocks/game
23	21.4	4.3	47.8	28.6	65.9	4.2	1.4	0.6	2.4	0.7	0.4

Foster's Career Statistics

SEASON	TEAM	GP-GS	MIN/AVG	Field Goals		3-Point		F-Throws		Rebounds				Scoring						
				FG-FGA	FG%	3FG-3FGA	3FG%	FT-FTA	FT%	OFF	DEF	TOT	AVG	PF-FO	A	TO	BLK	STL	PTS	AVG
2020-21	Nevada	11-8	258/23.5	18-37	.486	5-11	.455	6-12	.500	7	27	34	3.1	38-4	15	18	2	6	47	4.3
2021-22	Nevada	31-4	613/19.8	19-62	.306	6-28	.214	33-44	.750	33	54	87	2.8	78-3	44	38	5	20	77	2.5
2022-23	Nevada	24-3	331/13.8	15-31	.484	1-6	.167	6-12	.500	15	30	45	1.9	37-0	25	15	4	11	37	1.5
2023-24	Nevada	23-4	493/21.4	33-69	.478	6-21	.286	27-41	.659	25	71	96	4.2	44-1	33	14	10	16	99	4.3
TOTAL		89-19	1694/19.0	85-199	.427	18-66	.273	72-109	.661	80	182	262	2.9	197-8	117	85	21	53	260	2.9

23

JAZZ GARDNER

Freshman | 7-0 | 225 | C | Pasadena, Calif.



2023-24 SEASON HIGHS

Points	13, vs Portland (11/18/23)
FG Made	6, vs Portland (11/18/23)
FG Att.	7, vs Portland (11/18/23)
3Pt. FG Made	1, 2x, last vs Portland (11/18/23)
3Pt. FG Att.	2, vs Sacramento St. (11/7/23)
FT Made	3, vs San Jose State (2/2/24)
FT Att.	4, vs San Jose State (2/2/24)
Rebounds	8, vs Sacramento St. (11/7/23)
Assists	1, 3x, last vs Weber St. (12/13/23)
Steals	1, vs Fresno Pacific (12/30/23)
Blocks	1, 3x, last at San Diego State (1/17/24)
Minutes	15, vs Sacramento St. (11/7/23)

CAREER HIGHS

Points	13, vs Portland (11/18/23)
FG Made	6, vs Portland (11/18/23)
FG Att.	7, vs Portland (11/18/23)
3Pt. FG Made	1, 2x, last vs Portland (11/18/23)
3Pt. FG Att.	2, vs Sacramento St. (11/7/23)
FT Made	3, vs San Jose State (2/2/24)
FT Att.	4, vs San Jose State (2/2/24)
Rebounds	8, vs Sacramento St. (11/7/23)
Assists	1, 3x, last vs Weber St. (12/13/23)
Steals	1, vs Fresno Pacific (12/30/23)
Blocks	1, 3x, last at San Diego State (1/17/24)
Minutes	15, vs Sacramento St. (11/7/23)

PLAYER NOTES

Four-star recruit (ESPN & 247 Sports) ... Began his high school career at Los Altos HS before transferring to West Ranch HS ahead of his senior year ... In his senior season, helped lead West Ranch to an overall record of 29-3, and a Foothill League Championship after going 12-0 in league play ... Earned First Team All-League for his sensational play throughout the year ... In his junior season, helped lead Los Altos to an overall record of 26-7 and an appearance in the CIF State Playoffs after posting season averages of 19.2 points, 12.9 rebounds, and 3.5 blocks per game ... Named the MVP of the 2023 Iverson Classic after recording 26 points, 22 rebounds, and five blocks.

2023-24 Highlights:

Scored seven points and pulled down a team-high eight rebounds in his collegiate debut against Sacramento State ... Scored two points and grabbed one rebound in Nevada's win at Washington ... Scored eight points and pulled down seven rebounds against Pacific ... Scored a career-high 13 points on 6-7 shooting from the field, in addition to pulling down three rebounds and tallying one block in Nevada's win over Portland ... Scored four points, pulled down four rebounds, and tallied the first steal of his career against Fresno Pacific ... Scored four points on 2-3 shooting at San Diego State ... Scored three points and grabbed three boards, all of which came on the offensive glass in Nevada's win over San Jose State.

#23 GARDNER, Jazz

Opponent	Date	GS	MIN	Total		3-Pointers		Free throws		Rebounds				PF A TO BLK STL PTS AVG						
				FG-FGA	PCT	3FG-3FGA	PCT	FT-FTA	PCT	OFF	DEF	TOT	AVG	PF	A	TO	BLK	STL	PTS	AVG
Sacramento St.	11/07/2023		14:45	3-6	.500	1-2	.500	0-0	.000	3	5	8	8.0	0	0	0	0	0	7	7.0
at Washington	11/12/2023		07:23	1-3	.333	0-1	.000	0-0	.000	1	0	1	4.5	2	0	0	0	0	2	4.5
Pacific	11/15/2023		12:55	4-6	.667	0-1	.000	0-1	.000	3	4	7	5.3	1	1	0	0	0	8	5.7
Portland	11/18/2023		10:27	6-7	.857	1-1	1.000	0-0	.000	1	2	3	4.8	4	0	2	1	0	13	7.5
Montana	11/29/2023		11:21	1-5	.200	0-1	.000	0-0	.000	0	3	3	4.4	2	0	1	0	0	2	6.4
LMU (CA)	12/02/2023		10:32	1-4	.250	0-1	.000	1-2	.500	0	1	1	3.8	1	0	0	0	0	3	5.8
UC Davis	12/06/2023		05:09	0-2	.000	0-1	.000	0-0	.000	1	2	3	3.7	0	0	1	1	0	0	5.0
vs Drake	12/09/2023		03:02	0-0	.000	0-0	.000	0-0	.000	0	0	0	3.3	1	1	1	0	0	0	4.4
Weber St.	12/13/2023		06:47	0-1	.000	0-1	.000	0-0	.000	0	2	2	3.1	1	1	2	0	0	0	3.9
at Hawaii	12/17/2023		02:48	0-0	.000	0-0	.000	0-0	.000	0	0	0	2.8	1	0	1	0	0	0	3.5
vs TCU	12/22/2023		03:21	0-0	.000	0-0	.000	0-0	.000	0	1	1	2.6	0	0	0	0	0	0	3.2
Fresno Pacific	12/30/2023		09:51	2-5	.400	0-0	.000	0-0	.000	2	2	4	2.8	0	0	0	0	1	4	3.3
at Fresno St.	01/06/2024		02:24	1-1	1.000	0-0	.000	0-0	.000	0	0	0	2.5	0	0	0	0	0	2	3.2
at San Diego St.	01/17/2024		11:27	2-3	.667	0-1	.000	0-0	.000	0	2	2	2.5	0	0	1	1	0	4	3.2
at Wyoming	01/20/2024		04:20	0-0	.000	0-0	.000	0-0	.000	1	0	1	2.4	1	0	0	0	0	0	3.0
at New Mexico	01/28/2024		02:26	0-0	.000	0-0	.000	0-0	.000	0	0	0	2.3	0	0	0	0	0	0	2.8
San Jose St.	02/02/2024		04:56	0-4	.000	0-0	.000	3-4	.750	3	0	3	2.3	0	0	0	0	0	3	2.8
Totals			0 123:55	21-47	.447	2-10	.200	4-7	.571	15	24	39	2.3	14	3	9	3	1	48	2.8

Player Averages

Games Played	Minutes/game	Points/game	FG Pct	3FG Pct	FT Pct	Rebounds/game	Assists/game	Turnovers/game	Assist/Turnover ratio	Steals/game	Blocks/game
17	7.3	2.8	44.7	20.0	57.1	2.3	0.2	0.5	0.3	0.1	0.2

Gardner's Career Statistics

		Field Goals		3-Point		F-Throws		Rebounds				Scoring								
SEASON	TEAM	GP-GS	MIN/AVG	FG-FGA	FG%	3FG-3FGA	3FG%	FT-FTA	FT%	OFF	DEF	TOT	AVG	PF-FO	A	TO	BLK	STL	PTS	AVG
2023-24	Nevada	17-0	124/7.3	21-47	.447	2-10	.200	4-7	.571	15	24	39	2.3	14-0	3	9	3	1	48	2.8
TOTAL		17-0	124/7.3	21-47	.447	2-10	.200	4-7	.571	15	24	39	2.3	14-0	3	9	3	1	48	2.8

24

ISAAC HYMES

Freshman | 6-8 | 188 | C | Pasadena, Calif.



2023-24 SEASON HIGHS

Points	3, vs Pacific (11/15/23)
FG Made	1, vs Pacific (11/15/23)
FG Att.	1, vs Pacific (11/15/23)
3Pt. FG Made	1, vs Pacific (11/15/23)
3Pt. FG Att.	1, vs Pacific (11/15/23)
FT Made	-
FT Att.	-
Rebounds	1, vs Pacific (11/15/23)
Assists	-
Steals	-
Blocks	-
Minutes	4, vs Pacific (11/15/23)

PLAYER NOTES

Younger brother of K.J. Hymes ... Prepped at Phoenix Prep in Phoenix, Ariz. where he was a standout player for the program ... Received a handful of Division I offers but elected to take a walk-on spot with the Pack.

2023-24 Highlights:

Scored the first points of his collegiate career against Pacific.

CAREER HIGHS

Points	3, vs Pacific (11/15/23)
FG Made	1, vs Pacific (11/15/23)
FG Att.	1, vs Pacific (11/15/23)
3Pt. FG Made	1, vs Pacific (11/15/23)
3Pt. FG Att.	1, vs Pacific (11/15/23)
FT Made	-
FT Att.	-
Rebounds	1, vs Pacific (11/15/23)
Assists	-
Steals	-
Blocks	-
Minutes	4, vs Pacific (11/15/23)

#24 HYMES, Isaac

Opponent	Date	GS	MIN	Total		3-Pointers		Free throws		Rebounds				PF	A	TO	BLK	STL	PTS	AVG
				FG-FGA	PCT	3FG-3FGA	PCT	FT-FTA	PCT	OFF	DEF	TOT	AVG							
Pacific	11/15/2023		03:38	1-1	1.000	1-1	1.000	0-0	.000	0	1	1	1.0	0	0	0	0	0	3	3.0
Totals		0	03:38	1-1	1.000	1-1	1.000	0-0	.000	0	1	1	1.0	0	0	0	0	0	3	3.0

Player Averages

Games Played	Minutes/game	Points/game	FG Pct	3FG Pct	FT Pct	Rebounds/game	Assists/game	Turnovers/game	Assist/Turnover ratio	Steals/game	Blocks/game
1	3.6	3.0	100.0	100.0	0.0	1.0	0.0	0.0	0.0	0.0	0.0

Hymes' Career Statistics

SEASON	TEAM	GP-GS	MIN/AVG	Field Goals		3-Point		F-Throws		Rebounds				Scoring						
				FG-FGA	FG%	3FG-3FGA	3FG%	FT-FTA	FT%	OFF	DEF	TOT	AVG	PF-FO	A	TO	BLK	STL	PTS	AVG
2023-24	Nevada	1-0	4/3.6	1-1	1.000	1-1	1.000	0-0	.000	0	1	1	1.0	0-0	0	0	0	0	3	3.0
TOTAL		1-0	4/3.6	1-1	1.000	1-1	1.000	0-0	.000	0	1	1	1.0	0-0	0	0	0	0	3	3.0

33

TYLAN POPE

R-Junior | 6-6 | 240 | F | Franklinton, La.



2023-24 SEASON HIGHS

Points	10, vs San Jose State (2/2/24)
FG Made	4, 3x, last vs San Jose State (2/2/24)
FG Att.	7, 2x, last vs Fresno Pacific (12/30/23)
3Pt. FG Made	1, vs San Jose State (2/2/24)
3Pt. FG Att.	2, vs Fresno Pacific (12/30/23)
FT Made	2, vs Temple (12/21/23)
FT Att.	2, 2x, last vs Fresno Pacific (12/30/23)
Rebounds	4, 3x, last at New Mexico (1/28/24)
Assists	1, 3x, last vs San Jose State (2/2/24)
Steals	1, 2x, last at Wyoming (1/20/24)
Blocks	2, 2x, last vs Colorado State (1/24/24)
Minutes	18, vs Fresno Pacific (12/30/23)

CAREER HIGHS

Points	15, 2x, last at Wichita St. (1/25/23)
FG Made	7, at Wichita St. (1/25/23)
FG Att.	12, at Wichita St. (1/25/23)
3Pt. FG Made	3, 2x, last at Tulsa (1/21/23)
3Pt. FG Att.	5, 3x, last at Memphis (2/4/23)
FT Made	6, vs Cincinnati (2/7/21)
FT Att.	8, vs Cincinnati (2/7/21)
Rebounds	13, 3x, last vs Memphis (3/11/23)
Assists	3, vs Wichita St. (2/26/23)
Steals	4, vs SMU (2/1/23)
Blocks	4, 2x, last vs SMU (2/1/23)
Minutes	32, vs Houston (2/22/23)

PLAYER NOTES

Transferred to Nevada this past offseason after spending three years at Tulane. Athletic forward who can multiple positions and is an elite defender. Led the AAC in Block Percentage in 2022-23 (7.5%), while finishing sixth in the conference in blocks per game (1.3 BPG).

2023-24 Highlights:

Scored eight points on 3-7 shooting from the field in his debut appearance for Nevada, helping lead the Pack to a victory over Temple in the first round of the Diamond Head Classic ... Pulled down four rebounds and blocked two shots in Nevada's victory over Georgia Tech in the Diamond Head Classic Championship game ... Scored nine points one 4-7 shooting and pulled down four rebounds against Fresno Pacific .. Pulled down three rebounds at Fresno State ... Scored eight points on 4-5 shooting, pulled down three rebounds, tallied one block and one steal at Wyoming ... Scored seven points, grabbed three rebounds, and recorded two blocks in Nevada's win over #24 Colorado State ... Scored five points, grabbed four boards, and recorded one block at #25 New Mexico ... Scored 10 points on a perfect 4-4 shooting from the field, while also grabbing three boards in Nevada's win over San Jose State.

#33 POPE, Tylan

Opponent	Date	GS	MIN	Total		3-Pointers		Free throws		Rebounds				PF	A	TO	BLK	STL	PTS	AVG	
				FG-FGA	PCT	3FG-3FGA	PCT	FT-FTA	PCT	OFF	DEF	TOT	AVG								
vs Temple	12/21/2023		15:07	3-7	.429	0-0	.000	2-2	1.000	0	0	0	0.0	1	0	1	0	1	8	8.0	
vs TCU	12/22/2023		11:50	1-3	.333	0-0	.000	1-1	1.000	1	2	3	1.5	3	0	2	0	0	3	5.5	
vs Georgia Tech	12/24/2023		16:21	0-3	.000	0-1	.000	0-0	.000	2	2	4	2.3	3	1	0	2	0	0	3.7	
Fresno Pacific	12/30/2023		18:01	4-7	.571	0-2	.000	1-2	.500	2	2	4	2.8	0	1	0	0	0	9	5.0	
at Fresno St.	01/06/2024		08:30	0-3	.000	0-1	.000	0-0	.000	1	2	3	2.8	1	0	0	0	0	0	4.0	
Air Force	01/09/2024		08:32	0-1	.000	0-1	.000	0-0	.000	1	2	3	2.8	1	0	1	0	0	0	3.3	
Boise St.	01/12/2024		01:39	0-1	.000	0-0	.000	0-0	.000	0	0	0	2.4	1	0	1	0	0	0	2.9	
at San Diego St.	01/17/2024		01:53	0-0	.000	0-0	.000	0-0	.000	0	0	0	2.1	2	0	0	0	0	0	2.5	
at Wyoming	01/20/2024		11:19	4-5	.800	0-1	.000	0-1	.000	2	1	3	2.2	1	0	0	1	1	8	3.1	
Colorado St.	01/24/2024		12:06	3-6	.500	0-0	.000	1-1	1.000	0	3	3	2.3	1	0	0	2	0	7	3.5	
at New Mexico	01/28/2024		12:10	2-6	.333	0-0	.000	1-2	.500	1	3	4	2.5	1	0	1	1	0	5	3.6	
San Jose St.	02/02/2024		14:22	4-4	1.000	1-1	1.000	1-3	.333	1	2	3	2.5	2	1	1	0	0	10	4.2	
Totals			0	131:50	21-46	.457	1-7	.143	7-12	.583	11	19	30	2.5	17	3	7	6	2	50	4.2

Player Averages

Games Played	Minutes/game	Points/game	FG Pct	3FG Pct	FT Pct	Rebounds/game	Assists/game	Turnovers/game	Assist/Turnover ratio	Steals/game	Blocks/game
12	11.0	4.2	45.7	14.3	58.3	2.5	0.3	0.6	0.4	0.2	0.5


Pope's Career Statistics

SEASON	TEAM	GP-GS	MIN/AVG	Field Goals		3-Point		F-Throws		Rebounds				Scoring						
				FG-FGA	FG%	3FG-3FGA	3FG%	FT-FTA	FT%	OFF	DEF	TOT	AVG	PF-FO	A	TO	BLK	STL	PTS	AVG
2020-21	Tulane	23-6	335/14.5	49-111	.441	1-7	.143	32-50	.640	40	55	95	4.1	37-0	8	19	7	14	131	5.7
2021-22	Tulane	27-1	293/10.8	39-63	.619	10-15	.667	15-18	.833	27	48	75	2.8	41-1	5	9	10	13	103	3.8
2022-23	Tulane	30-14	577/19.2	73-150	.487	14-54	.259	36-57	.632	38	93	131	4.4	65-3	9	19	39	29	196	6.5
2023-24	Nevada	12-0	132/11.0	21-46	.457	1-7	.143	7-12	.583	11	19	30	2.5	17-0	3	7	6	2	50	4.2
TOTAL FOR Nevada		12-0	132/11.0	21-46	.457	1-7	.143	7-12	.583	11	19	30	2.5	17-0	3	7	6	2	50	4.2

34

JOHN FLANNIGAN

Sophomore | 6-8 | 210 | F | Concord, Calif.



2023-24 SEASON HIGHS

Points	-
FG Made	-
FG Att.	-
3Pt. FG Made	-
3Pt. FG Att.	-
FT Made	-
FT Att.	-
Rebounds	-
Assists	-
Steals	-
Blocks	-
Minutes	-

PLAYER NOTES

Prepped at well-renowned De La Salle High School in Concord, Calif.. Averaged eight points and six rebounds per game, helping lead the De La Salle to an overall record of 22-6, including a mark of 7-2 in league play.

2022-23 Highlights:

Appeared in five games throughout the season ... Tallied one assist in the Pack's 98-54 win over William Jessup (11/15/22) ... Grabbed one rebound in Nevada's 67-40 road win over San Jose State (1/7/23).

CAREER HIGHS

Points	-
FG Made	-
FG Att.	2, vs William Jessup (11/15/22)
3Pt. FG Made	-
3Pt. FG Att.	1, vs William Jessup (11/15/22)
FT Made	-
FT Att.	-
Rebounds	1, at San Jose State (1/7/23)
Assists	1, vs William Jessup (11/15/22)
Steals	-
Blocks	-
Minutes	2, vs William Jessup (11/15/22)

Flannigan's Career Statistics

SEASON	TEAM	GP-GS	MIN/AVG	Field Goals		3-Point		F-Throws		Rebounds				Scoring						
				FG-FGA	FG%	3FG-3FGA	3FG%	FT-FTA	FT%	OFF	DEF	TOT	AVG	PF-FO	A	TO	BLK	STL	PTS	AVG
2022-23	Nevada	5-0	7/1.5	0-2	.000	0-1	.000	0-0	.000	0	1	1	0.2	0-0	1	1	0	0	0	0.0
TOTAL		5-0	7/1.5	0-2	.000	0-1	.000	0-0	.000	0	1	1	0.2	0-0	1	1	0	0	0	0.0

42

K.J. HYMES

Grad. | 6-10 | 220 | F | Phoenix, Ariz.



2023-24 SEASON HIGHS

Points	14, vs Fresno Pacific (12/30/23)
FG Made	5, vs Fresno Pacific (12/30/23)
FG Att.	6, 3x, last vs Fresno Pacific (12/30/23)
3Pt. FG Made	-
3Pt. FG Att.	1, vs Pacific (11/15/23)
FT Made	9, vs Montana (11/29/23)
FT Att.	12, vs Montana (11/29/23)
Rebounds	7, at New Mexico (1/28/24)
Assists	1, 2x last vs UC Davis (12/6/23)
Steals	2, vs Boise State (1/12/24)
Blocks	3, 2x, last vs Boise State (1/12/24)
Minutes	25, vs Montana (11/29/23)

CAREER HIGHS

Points	17, vs. Boise State (2/5/21)
FG Made	7, vs. Boise State (2/5/21)
FG Att.	9, at San Diego State (1/9/21)
3Pt. FG Made	2, 2x, last vs William Jessup (11/15/22)
3Pt. FG Att.	3, vs. Pacific (11/30/20)
FT Made	9, vs Montana (11/29/23)
FT Att.	12, vs Montana (11/29/23)
Rebounds	8, 2x, last at Nebraska (11/26/20)
Assists	3, vs. San Diego State (2/29/20)
Steals	2, 2x, last vs Boise State (1/12/24)
Blocks	5, 2x, last vs UT Arlington (11/18/22)
Minutes	25, vs Montana (11/29/23)

PLAYER NOTES

2023-24 Highlights:

Scored four points and pulled down five rebounds in Nevada's season-opening win over Sacramento State ... Scored four points while grabbing one rebound in the Pack's win at Washington ... Scored six points on 3-4 shooting from the field, while grabbing four rebounds and recording one block against Pacific ... Scored four points and pulled down three rebounds in Nevada's win over Portland ... Scored 13 points, while knocking down a career-high nine free throws in addition to grabbing five rebounds in Nevada's victory over Montana ... Scored eight rebounds, grabbed five rebounds, and tallied one block against LMU ... Scored eight points on 3-4 shooting against UC Davis ... Scored nine points on 3-6 shooting, while also grabbing three rebounds against Drake ... Scored 10 points on a perfect 4-4 shooting from the field against Weber State ... Scored 10 points and pulled down five rebounds at Hawaii ... Scored eight points on a perfect 3-3 shooting from the field at San Diego State ... Scored seven points, pulled down six rebounds, and recorded two blocks at Wyoming ... Scored six points on 2-4 shooting, while also pulling down four rebounds and tallying one block in Nevada's win over #24 Colorado State ... Scored six points on 2-3 shooting from the field and 2-2 at the free throw line, while also pulling down a season-high seven rebounds and tallying two blocks at #25 New Mexico.

#42 HYMES, K.J.

Opponent	Date	GS	MIN	Total		3-Pointers		Free throws		Rebounds				PF	A	TO	BLK	STL	PTS	AVG	
				FG-FGA	PCT	3FG-3FGA	PCT	FT-FTA	PCT	OFF	DEF	TOT	AVG								
Sacramento St.	11/07/2023	*	18:07	1-3	.333	0-0	.000	2-7	.286	2	3	5	5.0	2	0	1	0	0	4	4.0	
at Washington	11/12/2023	*	10:31	2-2	1.000	0-0	.000	0-0	.000	0	1	1	3.0	3	0	0	0	0	4	4.0	
Pacific	11/15/2023	*	12:41	3-4	.750	0-1	.000	0-0	.000	1	3	4	3.3	3	0	0	1	0	6	4.7	
Portland	11/18/2023	*	10:22	2-3	.667	0-0	.000	0-1	.000	1	2	3	3.3	4	1	1	0	0	4	4.5	
Montana	11/29/2023	*	24:31	2-4	.500	0-0	.000	9-12	.750	1	4	5	3.6	2	0	1	1	0	13	6.2	
LMU (CA)	12/02/2023	*	13:52	2-6	.333	0-0	.000	4-5	.800	2	3	5	3.8	3	0	1	1	0	8	6.5	
UC Davis	12/06/2023	*	19:41	3-4	.750	0-0	.000	2-4	.500	0	2	2	3.6	3	1	0	1	0	8	6.7	
vs Drake	12/09/2023	*	19:34	3-6	.500	0-0	.000	3-5	.600	3	0	3	3.5	2	0	1	0	0	9	7.0	
Weber St.	12/13/2023	*	15:21	4-4	1.000	0-0	.000	2-6	.333	1	2	3	3.4	1	0	1	0	0	10	7.3	
at Hawaii	12/17/2023	*	18:25	2-3	.667	0-0	.000	6-9	.667	1	4	5	3.6	2	0	0	1	0	10	7.6	
vs Georgia Tech	12/24/2023	*	06:46	0-1	.000	0-0	.000	1-2	.500	0	0	0	3.3	0	0	0	1	0	1	7.0	
Fresno Pacific	12/30/2023	*	11:41	5-6	.833	0-0	.000	4-5	.800	1	3	4	3.3	0	0	1	0	1	14	7.6	
at Fresno St.	01/06/2024	*	09:31	0-1	.000	0-0	.000	3-4	.750	1	0	1	3.2	4	1	0	1	0	3	7.2	
Air Force	01/09/2024	*	16:34	1-3	.333	0-0	.000	2-2	1.000	1	0	1	3.0	2	0	0	3	1	4	7.0	
Boise St.	01/12/2024	*	17:55	1-2	.500	0-0	.000	2-2	1.000	0	4	4	3.1	1	0	1	3	2	4	6.8	
at San Diego St.	01/17/2024	*	14:56	3-3	1.000	0-0	.000	2-6	.333	2	1	3	3.1	5	0	1	0	0	8	6.9	
at Wyoming	01/20/2024	*	09:22	3-4	.750	0-0	.000	1-3	.333	3	3	6	3.2	5	0	1	2	0	7	6.9	
Colorado St.	01/24/2024	*	22:48	2-4	.500	0-0	.000	2-4	.500	1	3	4	3.3	3	0	2	1	0	6	6.8	
at New Mexico	01/28/2024	*	19:01	2-3	.667	0-0	.000	2-2	1.000	5	2	7	3.5	2	1	4	2	0	6	6.8	
San Jose St.	02/02/2024	*	18:37	0-0	.000	0-0	.000	3-4	.750	1	1	2	3.4	1	1	0	1	1	3	6.6	
at Utah St.	02/06/2024	*	11:08	2-2	1.000	0-0	.000	1-3	.333	0	2	2	3.3	4	0	2	0	0	5	6.5	
Totals			20	321:24	43-68	.632	0-1	.000	51-86	.593	27	43	70	3.3	52	5	18	19	5	137	6.5

Player Averages

Games Played	Minutes/game	Points/game	FG Pct	3FG Pct	FT Pct	Rebounds/game	Assists/game	Turnovers/game	Assist/Turnover ratio	Steals/game	Blocks/game
21	15.3	6.5	63.2	0.0	59.3	3.3	0.2	0.9	0.3	0.2	0.9

Hymes' Career Statistics

SEASON	TEAM	GP-GS	MIN/AVG	Field Goals		3-Point		F-Throws		Rebounds				Scoring						
				FG-FGA	FG%	3FG-3FGA	3FG%	FT-FTA	FT%	OFF	DEF	TOT	AVG	PF-FO	A	TO	BLK	STL	PTS	AVG
2019-20	Nevada	31-1	430/13.9	41-77	.532	2-6	.333	43-67	.642	39	57	96	3.1	101-4	15	35	31	6	127	4.1
2020-21	Nevada	26-5	414/15.9	59-113	.522	7-20	.350	42-61	.689	22	66	88	3.4	86-7	12	30	24	6	167	6.4
2021-22	Nevada	22-0	257/11.7	22-43	.512	0-6	.000	25-45	.556	15	36	51	2.3	45-2	4	12	8	4	69	3.1
2022-23	Nevada	4-1	65/16.4	12-18	.667	2-2	1.000	10-19	.526	7	11	18	4.5	12-0	2	2	12	1	36	9.0
2023-24	Nevada	21-20	321/15.3	43-68	.632	0-1	.000	51-86	.593	27	43	70	3.3	52-2	5	18	19	5	137	6.5
TOTAL		104-27	1488/14.3	177-319	.555	11-35	.314	171-278	.615	110	213	323	3.1	296-15	38	97	94	22	536	5.2

2023-24 OVERALL STATS



2023-24 Nevada Men's Basketball Combined Team Statistics All games

Page 1/1
as of Feb 08, 2024

Game Records

Record	Overall	Home	Away	Neutral
ALL GAMES	18-5	11-1	4-3	3-1
CONFERENCE	5-4	3-1	2-3	0-0
NON-CONFERENCE	13-1	8-0	2-0	3-1

Score by Periods

Team	1st	2nd	OT	TOT
Nevada	840	921	0	1761
Opponents	674	847	0	1521

Team Box Score

No.	Player				Total		3-Point		F-Throw		Rebounds								PTS	AVG		
		GP-GS	MIN	AVG	FG-FGA	FG%	3FG-3FGA	3FG%	FT-FTA	FT%	OFF	DEF	TOT	AVG	PF	DQ	A	TO			BLK	STL
2	LUCAS, Jarod	23-23	732:22	31.8	119-282	.422	49-126	.389	103-113	.912	15	45	60	2.6	26	0	32	21	0	17	390	17.0
13	BLACKSHEAR, Kenan	23-23	697:16	30.3	136-269	.506	5-22	.227	83-130	.638	19	92	111	4.8	60	2	109	57	12	33	360	15.7
11	DAVIDSON, Nick	23-23	618:59	26.9	96-175	.549	17-56	.304	58-77	.753	39	122	161	7.0	54	0	31	21	18	15	267	11.6
4	COLEMAN, Tre	23-22	672:06	29.2	70-154	.455	22-66	.333	31-42	.738	17	67	84	3.7	39	0	56	33	13	32	193	8.4
42	HYMES, K.J.	21-20	321:24	15.3	43-68	.632	0-1	.000	51-86	.593	27	43	70	3.3	52	2	5	18	19	5	137	6.5
0	MCINTOSH, Hunter	23-0	392:43	17.1	35-85	.412	23-60	.383	14-20	.700	5	24	29	1.3	43	0	23	9	0	9	107	4.7
20	FOSTER, Daniel	23-4	492:39	21.4	33-69	.478	6-21	.286	27-41	.659	25	71	96	4.2	44	1	33	14	10	16	99	4.3
33	POPE, Tylan	12-0	131:50	11.0	21-46	.457	1-7	.143	7-12	.583	11	19	30	2.5	17	0	3	7	6	2	50	4.2
3	ROLISON, Tyler	22-0	296:43	13.5	26-75	.347	13-30	.433	25-35	.714	3	35	38	1.7	37	0	36	15	1	15	90	4.1
24	HYMES, Isaac	1-0	03:38	3.6	1-1	1.000	1-1	1.000	0-0	.000	0	1	1	1.0	0	0	0	0	0	0	3	3.0
23	GARDNER, Jazz	17-0	123:55	7.3	21-47	.447	2-10	.200	4-7	.571	15	24	39	2.3	14	0	3	9	3	1	48	2.8
12	COLEMAN, Jeriah	15-0	50:43	3.4	4-11	.364	0-0	.000	3-7	.429	6	9	15	1.0	4	0	0	3	7	0	11	0.7
5	ROBINSON, Amire	12-0	62:03	5.2	3-5	.600	0-2	.000	0-0	.000	1	9	10	0.8	6	0	3	1	1	0	6	0.5
10	WIGINGTON, Snookey	1-0	03:38	3.6	0-2	.000	0-1	.000	0-0	.000	0	0	0	0.0	1	0	1	0	0	0	0	0.0
Team											28	37	65					9				
Total		23	4600		608-1289	.472	139-403	.345	406-570	.712	211	598	809	35.2	397	5	335	217	90	145	1761	76.6
Opponents		23	4600		532-1299	.410	179-555	.323	278-413	.673	229	549	778	33.8	490	15	290	288	59	112	1521	66.1

Team Statistics

	NEVADA	OPP
Scoring	1761	1521
Points per game	76.6	66.1
Scoring margin	+10.4	-
Field goals-att	608-1289	532-1299
Field goal pct	.472	.410
3 point fg-att	139-403	179-555
3-point FG pct	.345	.323
3-pt FG made per game	6.0	7.8
Free throws-att	406-570	278-413
Free throw pct	.712	.673
F-Throws made per game	17.7	12.1
Rebounds	809	778
Rebounds per game	35.2	33.8
Rebounding margin	+1.3	-
Assists	335	290
Assists per game	14.6	12.6
Turnovers	217	288
Turnovers per game	9.4	12.5
Turnover margin	+3.1	-
Assist/turnover ratio	1.5	1.0
Steals	145	112
Steals per game	6.3	4.9
Blocks	90	59
Blocks per game	3.9	2.6
Winning streak	2	-
Home win streak	2	-
Attendance	94693	56462
Home games-Avg/Game	12-7891	7-8066
Neutral site-Avg/Game	-	4-3752

Team Results

Date	Opponent		Score	Att.
11/07/2023	Sacramento St.	W	77-63	6875
11/12/2023	at Washington	W	83-76	6154
11/15/2023	Pacific	W	88-39	7131
11/18/2023	Portland	W	108-83	7254
11/29/2023	Montana	W	77-66	6918
12/02/2023	LMU (CA)	W	73-59	7851
12/06/2023	UC Davis	W	80-68	7312
12/09/2023	vs Drake	L	53-72	0
12/13/2023	Weber St.	W	72-55	7062
12/17/2023	at Hawaii	W	72-66	4794
12/21/2023	vs Temple	W	80-56	4927
12/22/2023	vs TCU	W	88-75	5077
12/24/2023	vs Georgia Tech	W	72-64	5005
12/30/2023	Fresno Pacific	W	92-59	8913
01/06/2024	at Fresno St.	W	72-57	5083
01/09/2024	Air Force	W	67-54	7645
01/12/2024	Boise St.	L	56-64	10191
01/17/2024	at San Diego St.	L	59-71	12414
01/20/2024	at Wyoming	L	93-98	4136
01/24/2024	Colorado St.	W	77-64	9029
01/28/2024	at New Mexico	L	55-89	15021
02/02/2024	San Jose St.	W	90-60	8512
02/06/2024	at Utah St.	W	77-63	8860

2023-24 TEAM STATS



2023-24 Nevada Men's Basketball Overall Team Statistics All games

Page 1/1
as of Feb 08, 2024

Team Statistics

	NEVADA	OPP
Scoring	1761	1521
Points per game	76.6	66.1
Scoring margin	+10.4	-
Field goals-att	608-1289	532-1299
Field goal pct	.472	.410
3 point fg-att	139-403	179-555
3-point FG pct	.345	.323
3-pt FG made per game	6.0	7.8
Free throws-att	406-570	278-413
Free throw pct	.712	.673
F-Throws made per game	17.7	12.1
Rebounds	809	778
Rebounds per game	35.2	33.8
Rebounding margin	+1.3	-
Assists	335	290
Assists per game	14.6	12.6
Turnovers	217	288
Turnovers per game	9.4	12.5
Turnover margin	+3.1	-
Assist/turnover ratio	1.5	1.0
Steals	145	112
Steals per game	6.3	4.9
Blocks	90	59
Blocks per game	3.9	2.6
Winning streak	2	-
Home win streak	2	-
Attendance	94693	56462
Home games-Avg/Game	12-7891	7-8066
Neutral site-Avg/Game	-	4-3752

Score by Periods

Team	1st	2nd	OT	TOT
Nevada	840	921	0	1761
Opponents	674	847	0	1521

2023-24 SCHEDULE-RESULTS



2023-24 Nevada Men's Basketball Season Schedule/Results & Leaders All games

Page 1/1
as of Feb 08, 2024

Game Records

Record	Overall	Home	Away	Neutral
ALL GAMES	18-5	11-1	4-3	3-1
CONFERENCE	5-4	3-1	2-3	0-0
NON-CONFERENCE	13-1	8-0	2-0	3-1

Team Results

Date	Opponent		Score	Att.	High Points	High Rebounds
11/07/2023	Sacramento St.	W	77-63	6875	(18) LUCAS, Jarod	(8) GARDNER, Jazz
11/12/2023	at Washington	W	83-76	6154	(31) BLACKSHEAR, Kenan	(9) COLEMAN, Tre (9) DAVIDSON, Nick
11/15/2023	Pacific	W	88-39	7131	(12) BLACKSHEAR, Kenan (12) LUCAS, Jarod (12) ROLISON, Tyler	(9) DAVIDSON, Nick
11/18/2023	Portland	W	108-83	7254	(30) LUCAS, Jarod	(9) FOSTER, Daniel
11/29/2023	Montana	W	77-66	6918	(22) BLACKSHEAR, Kenan	(10) BLACKSHEAR, Kenan
12/02/2023	LMU (CA)	W	73-59	7851	(20) LUCAS, Jarod	(7) FOSTER, Daniel
12/06/2023	UC Davis	W	80-68	7312	(25) BLACKSHEAR, Kenan	(8) DAVIDSON, Nick
12/09/2023	vs Drake	L	53-72	0	(10) LUCAS, Jarod (10) ROLISON, Tyler	(7) BLACKSHEAR, Kenan (7) DAVIDSON, Nick
12/13/2023	Weber St.	W	72-55	7062	(15) BLACKSHEAR, Kenan	(5) BLACKSHEAR, Kenan (5) DAVIDSON, Nick
12/17/2023	at Hawaii	W	72-66	4794	(16) LUCAS, Jarod	(7) DAVIDSON, Nick
12/21/2023	vs Temple	W	80-56	4927	(22) LUCAS, Jarod	(16) DAVIDSON, Nick
12/22/2023	vs TCU	W	88-75	5077	(25) LUCAS, Jarod	(7) FOSTER, Daniel
12/24/2023	vs Georgia Tech	W	72-64	5005	(30) BLACKSHEAR, Kenan	(8) DAVIDSON, Nick
12/30/2023	Fresno Pacific	W	92-59	8913	(22) LUCAS, Jarod	(5) BLACKSHEAR, Kenan
01/06/2024	at Fresno St.	W	72-57	5083	(18) BLACKSHEAR, Kenan	(7) BLACKSHEAR, Kenan
01/09/2024	Air Force	W	67-54	7645	(22) BLACKSHEAR, Kenan	(10) DAVIDSON, Nick
01/12/2024	Boise St.	L	56-64	10191	(15) BLACKSHEAR, Kenan	(6) COLEMAN, Tre
01/17/2024	at San Diego St.	L	59-71	12414	(16) COLEMAN, Tre	(5) BLACKSHEAR, Kenan
01/20/2024	at Wyoming	L	93-98	4136	(23) COLEMAN, Tre	(6) HYMES, K.J.
01/24/2024	Colorado St.	W	77-64	9029	(28) LUCAS, Jarod	(7) DAVIDSON, Nick
01/28/2024	at New Mexico	L	55-89	15021	(9) BLACKSHEAR, Kenan (9) LUCAS, Jarod	(7) HYMES, K.J. (7) DAVIDSON, Nick
02/02/2024	San Jose St.	W	90-60	8512	(22) DAVIDSON, Nick	(11) DAVIDSON, Nick
02/06/2024	at Utah St.	W	77-63	8860	(25) DAVIDSON, Nick	(10) DAVIDSON, Nick

Attendance Summary

	Games	Attend	Avg/Game
Home	12	94693	7891
Away	7	56462	8066
Neutral	4	15009	3752
Total	23	166164	7225

NEVADA G-B-G 2023-24



2023-24 Nevada Men's Basketball Team Game-by-Game All games

Page 1/1
as of Feb 08, 2024

Opponent	Date	Score	W	Total		3-Pointers		Free throws		Rebounds				PF	A	TO	BLK	STL	PTS	AVG
				FG-FGA	PCT	3FG-3FGA	PCT	FT-FTA	PCT	OFF	DEF	TOT	AVG							
Sacramento St.	11/07/2023	77-63	W	26-59	.441	4-15	.267	21-27	.778	11	29	40	40.0	16	17	7	2	8	77	77.0
at Washington	11/12/2023	83-76	W	30-65	.462	2-14	.143	21-26	.808	10	26	36	38.0	21	8	6	0	5	83	80.0
Pacific	11/15/2023	88-39	W	34-67	.507	6-20	.300	14-18	.778	12	39	51	42.3	18	17	10	10	5	88	82.7
Portland	11/18/2023	108-83	W	36-59	.610	13-24	.542	23-33	.697	9	32	41	42.0	22	31	10	3	2	108	89.0
Montana	11/29/2023	77-66	W	21-51	.412	5-15	.333	30-38	.789	7	33	40	41.6	19	10	10	3	4	77	86.6
LMU (CA)	12/02/2023	73-59	W	25-56	.446	2-8	.250	21-27	.778	9	27	36	40.7	15	17	5	7	6	73	84.3
UC Davis	12/06/2023	80-68	W	22-52	.423	4-10	.400	32-44	.727	12	24	36	40.0	17	10	10	4	5	80	83.7
vs Drake	12/09/2023	53-72	L	19-51	.373	6-25	.240	9-18	.500	8	30	38	39.8	15	9	19	3	2	53	79.9
Weber St.	12/13/2023	72-55	W	28-49	.571	9-22	.409	7-17	.412	2	27	29	38.6	14	21	11	5	8	72	79.0
at Hawaii	12/17/2023	72-66	W	25-59	.424	3-14	.214	19-23	.826	9	28	37	38.4	20	9	8	5	6	72	78.3
vs Temple	12/21/2023	80-56	W	29-61	.475	5-20	.250	17-20	.850	11	31	42	38.7	11	9	10	6	7	80	78.5
vs TCU	12/22/2023	88-75	W	26-50	.520	8-17	.471	28-35	.800	7	19	26	37.7	21	12	8	1	8	88	79.3
vs Georgia Tech	12/24/2023	72-64	W	26-53	.491	7-22	.318	13-20	.650	8	26	34	37.4	18	9	12	5	4	72	78.7
Fresno Pacific	12/30/2023	92-59	W	37-67	.552	7-20	.350	11-17	.647	12	23	35	37.2	12	21	6	0	12	92	79.6
at Fresno St.	01/06/2024	72-57	W	24-56	.429	8-19	.421	16-23	.696	8	24	32	36.9	15	11	3	4	9	72	79.1
Air Force	01/09/2024	67-54	W	20-43	.465	7-15	.467	20-29	.690	8	22	30	36.4	14	15	10	5	4	67	78.4
Boise St.	01/12/2024	56-64	L	18-50	.360	3-12	.250	17-22	.773	2	22	24	35.7	18	12	11	5	10	56	77.1
at San Diego St.	01/17/2024	59-71	L	23-51	.451	6-23	.261	7-17	.412	7	18	25	35.1	25	11	14	3	8	59	76.1
at Wyoming	01/20/2024	93-98	L	35-69	.507	11-28	.393	12-22	.545	17	17	34	35.1	27	18	8	7	8	93	76.9
Colorado St.	01/24/2024	77-64	W	29-54	.537	4-10	.400	15-18	.833	8	26	34	35.0	13	19	9	4	4	77	77.0
at New Mexico	01/28/2024	55-89	L	19-56	.339	4-17	.235	13-18	.722	12	20	32	34.9	15	9	15	4	4	55	75.9
San Jose St.	02/02/2024	90-60	W	29-60	.483	11-23	.478	21-33	.636	18	27	45	35.3	13	23	5	2	7	90	76.5
at Utah St.	02/06/2024	77-63	W	27-51	.529	4-10	.400	19-25	.760	4	28	32	35.2	18	17	10	2	9	77	76.6
Total		1761		608-1289	.472	139-403	.345	406-570	.712	211	598	809	35.2	397	335	217	90	145	1761	76.6
Opponents		1521		532-1299	.410	179-555	.323	278-413	.673	229	549	778	33.8	490	290	288	59	112	1521	66.1

Nevada Averages

Games Played	Points/game	FG Pct	3FG Pct	FT Pct	Rebounds/game	Assists/game	Turnovers/game	Assist/Turnover ratio	Steals/game	Blocks/game
23	76.6	47.2	34.5	71.2	35.2	14.6	9.4	1.5	6.3	3.9

2023-24 OPPONENT G-B-G



2023-24 Nevada Men's Basketball Opponents Game-by-Game All games

Page 1/1
as of Feb 08, 2024

Opponent	Date	Score	W	Total		3-Pointers		Free throws		Rebounds				PF	A	TO	BLK	STL	PTS	AVG
				FG-FGA	PCT	3FG-3FGA	PCT	FT-FTA	PCT	OFF	DEF	TOT	AVG							
Sacramento St.	11/07/2023	77-63	W	23-62	.371	11-33	.333	6-8	.750	11	26	37	37.0	24	16	13	4	2	63	63.0
at Washington	11/12/2023	83-76	W	30-62	.484	7-24	.292	9-21	.429	8	28	36	36.5	24	11	11	6	4	76	69.5
Pacific	11/15/2023	88-39	W	14-57	.246	4-25	.160	7-18	.389	7	20	27	33.3	18	7	13	3	6	39	59.3
Portland	11/18/2023	108-83	W	29-61	.475	12-27	.444	13-25	.520	8	18	26	31.5	28	18	9	1	4	83	65.3
Montana	11/29/2023	77-66	W	24-69	.348	5-27	.185	13-18	.722	15	27	42	33.6	24	16	10	4	4	66	65.4
LMU (CA)	12/02/2023	73-59	W	20-59	.339	9-30	.300	10-14	.714	11	28	39	34.5	27	11	12	5	2	59	64.3
UC Davis	12/06/2023	80-68	W	24-54	.444	10-24	.417	10-14	.714	10	21	31	34.0	32	14	20	5	6	68	64.9
vs Drake	12/09/2023	53-72	L	27-62	.435	10-30	.333	8-10	.800	6	29	35	34.1	21	19	12	1	11	72	65.8
Weber St.	12/13/2023	72-55	W	21-52	.404	8-24	.333	5-11	.455	8	24	32	33.9	15	9	15	0	7	55	64.6
at Hawaii	12/17/2023	72-66	W	19-47	.404	3-17	.176	25-36	.694	9	29	38	34.3	22	9	12	4	2	66	64.7
vs Temple	12/21/2023	80-56	W	18-65	.277	9-28	.321	11-15	.733	14	23	37	34.5	22	4	12	1	6	56	63.9
vs TCU	12/22/2023	88-75	W	24-53	.453	3-14	.214	24-27	.889	10	22	32	34.3	24	13	11	0	4	75	64.8
vs Georgia Tech	12/24/2023	72-64	W	22-57	.386	6-26	.231	14-21	.667	10	21	31	34.1	16	9	9	1	4	64	64.8
Fresno Pacific	12/30/2023	92-59	W	20-48	.417	13-28	.464	6-10	.600	6	21	27	33.6	18	13	20	1	3	59	64.4
at Fresno St.	01/06/2024	72-57	W	21-49	.429	6-15	.400	9-14	.643	8	24	32	33.5	18	11	14	2	2	57	63.9
Air Force	01/09/2024	67-54	W	19-51	.373	10-23	.435	6-7	.857	9	19	28	33.1	20	13	13	3	5	54	63.3
Boise St.	01/12/2024	56-64	L	21-51	.412	5-22	.227	17-20	.850	11	32	43	33.7	21	12	18	0	4	64	63.3
at San Diego St.	01/17/2024	59-71	L	22-53	.415	5-21	.238	22-34	.647	20	24	44	34.3	17	6	12	3	8	71	63.7
at Wyoming	01/20/2024	93-98	L	30-52	.577	13-23	.565	25-35	.714	9	26	35	34.3	21	17	11	2	6	98	65.5
Colorado St.	01/24/2024	77-64	W	24-61	.393	6-23	.261	10-15	.667	14	18	32	34.2	18	18	9	2	5	64	65.5
at New Mexico	01/28/2024	55-89	L	34-58	.586	11-22	.500	10-14	.714	6	27	33	34.1	16	18	10	6	9	89	66.6
San Jose St.	02/02/2024	90-60	W	24-60	.400	8-28	.286	4-9	.444	11	20	31	34.0	24	12	10	3	3	60	66.3
at Utah St.	02/06/2024	77-63	W	22-56	.393	5-21	.238	14-17	.824	8	22	30	33.8	20	14	12	2	5	63	66.1
Total		1521		532-1299	.410	179-555	.323	278-413	.673	229	549	778	33.8	490	290	288	59	112	1521	66.1
Nevada		1761		608-1289	.472	139-403	.345	406-570	.712	211	598	809	35.2	397	335	217	90	145	1761	76.6

Opponents Averages

Games Played	Points/game	FG Pct	3FG Pct	FT Pct	Rebounds/game	Assists/game	Turnovers/game	Assist/Turnover ratio	Steals/game	Blocks/game
23	66.1	41.0	32.3	67.3	33.8	12.6	12.5	1.0	4.9	2.6

2023-24 PTS-REB-AST



2023-24 Nevada Men's Basketball Points-rebounds-assists All games

Page 1/2
as of Feb 08, 2024

Opponent	Date	Score	0	2	3	4	5	10	11	12	13	20	23
			MCINTOSH,H	LUCAS,J	AROLISON,TY	COLEMAN,TR	ROBINSON,A	WIGINGTON,	DAVIDSON,N	COLEMAN,JE	BLACKSHEAR	FOSTER,DAN	GARDNER,JA
Sacramento St.	11/07/2023	77-63 W	12-1-1	18-4-4	2-0-3	4-2-4	0-0-0	DNP	10-5-1	DNP	14-7-3	6-1-1	7-8-0
at Washington	11/12/2023	83-76 W	8-4-1	13-1-0	2-1-0	8-9-2	0-1-0	DNP	13-9-0	0-0-0	31-6-5	2-1-0	2-1-0
Pacific	11/15/2023	88-39 W	3-1-1	12-5-1	12-5-3	8-1-2	2-4-1	0-0-1	11-9-2	5-7-0	12-3-5	6-4-0	8-7-1
Portland	11/18/2023	108-83 W	0-0-5	30-1-3	5-4-1	15-0-3	0-1-0	DNP	13-8-4	0-3-0	14-7-11	14-9-3	13-3-0
Montana	11/29/2023	77-66 W	3-3-0	16-1-1	5-1-1	7-6-5	DNP	DNP	3-5-0	2-0-0	22-10-2	4-3-1	2-3-0
LMU (CA)	12/02/2023	73-59 W	7-1-2	20-3-2	0-0-3	10-6-2	0-1-0	DNP	12-2-0	0-1-0	5-3-5	8-7-3	3-1-0
UC Davis	12/06/2023	80-68 W	13-2-0	13-5-1	2-1-1	3-2-2	DNP	DNP	11-8-1	2-0-0	25-4-3	3-4-1	0-3-0
vs Drake	12/09/2023	53-72 L	2-2-0	10-1-0	10-6-1	2-4-1	0-0-0	DNP	8-7-0	0-0-0	8-7-3	4-6-3	0-0-1
Weber St.	12/13/2023	72-55 W	6-1-0	13-2-2	5-3-5	10-1-4	2-0-0	DNP	11-5-3	0-0-0	15-5-5	0-4-1	0-2-1
at Hawaii	12/17/2023	72-66 W	2-2-0	16-2-0	7-1-0	10-5-0	0-1-0	DNP	11-7-4	0-0-0	12-4-4	4-5-1	0-0-0
vs Temple	12/21/2023	80-56 W	2-1-0	22-2-1	0-1-0	9-1-0	0-1-0	DNP	19-16-0	0-1-0	16-9-5	4-9-3	DNP
vs TCU	12/22/2023	88-75 W	3-0-0	25-6-1	6-1-3	10-1-1	DNP	DNP	14-5-1	0-0-0	14-2-6	13-7-0	0-1-0
vs Georgia Tech	12/24/2023	72-64 W	6-0-0	20-4-0	0-1-2	2-4-1	DNP	DNP	9-8-1	DNP	30-5-4	4-2-0	DNP
Fresno Pacific	12/30/2023	92-59 W	18-3-0	22-1-1	0-0-3	8-4-1	0-0-2	DNP	5-4-2	0-1-0	7-5-7	5-4-4	4-4-0
at Fresno St.	01/06/2024	72-57 W	11-0-0	17-2-0	0-2-2	10-3-3	DNP	DNP	9-6-1	DNP	18-7-4	2-6-0	2-0-0
Air Force	01/09/2024	67-54 W	3-1-0	14-4-0	3-2-2	7-3-4	DNP	DNP	12-10-3	DNP	22-3-3	2-0-3	DNP
Boise St.	01/12/2024	56-64 L	0-0-0	14-1-4	3-1-0	8-6-3	DNP	DNP	12-5-2	DNP	15-3-3	0-4-0	DNP
at San Diego St.	01/17/2024	59-71 L	1-1-1	9-4-0	2-0-0	16-4-0	DNP	DNP	2-2-1	DNP	14-5-7	3-3-2	4-2-0
at Wyoming	01/20/2024	93-98 L	0-1-1	20-0-0	5-1-2	23-5-4	DNP	DNP	19-5-0	0-1-0	9-3-8	2-5-3	0-1-0
Colorado St.	01/24/2024	77-64 W	1-1-3	28-3-2	DNP	5-5-7	DNP	DNP	10-7-1	DNP	20-5-5	0-6-1	DNP
at New Mexico	01/28/2024	55-89 L	5-0-2	9-3-2	4-1-0	7-3-2	2-0-0	DNP	6-7-0	0-1-0	9-4-1	2-1-1	0-0-0
San Jose St.	02/02/2024	90-60 W	1-4-5	20-4-3	12-2-0	3-5-3	0-1-0	DNP	22-11-3	2-0-0	10-1-6	4-3-1	3-3-0
at Utah St.	02/06/2024	77-63 W	0-0-1	9-1-4	5-4-4	8-4-2	DNP	DNP	25-10-1	DNP	18-3-4	7-2-1	DNP



2023-24 PER 40 MIN



2023-24 Nevada Men's Basketball Season Box - Average per 40 Minutes All games

Page 1/1
as of Feb 08, 2024

##	Player	min	fgm	fga	pct	3fgm	3fga	pct	ftm	fta	pct	oreb	dreb	treb	pf	a	to	blk	stl	pts
13	BLACKSHEAR, Kenan	40	7.8	15.4	.506	0.3	1.3	.227	4.8	7.5	.638	1.1	5.3	6.4	3.4	6.3	3.3	0.7	1.9	20.7
12	COLEMAN, Jeriah	40	3.2	8.7	.364	0.0	0.0	.000	2.4	5.5	.429	4.7	7.1	11.8	3.2	0.0	2.4	5.5	0.0	8.7
4	COLEMAN, Tre	40	4.2	9.2	.455	1.3	3.9	.333	1.8	2.5	.738	1.0	4.0	5.0	2.3	3.3	2.0	0.8	1.9	11.5
11	DAVIDSON, Nick	40	6.2	11.3	.549	1.1	3.6	.304	3.7	5.0	.753	2.5	7.9	10.4	3.5	2.0	1.4	1.2	1.0	17.3
20	FOSTER, Daniel	40	2.7	5.6	.478	0.5	1.7	.286	2.2	3.3	.659	2.0	5.8	7.8	3.6	2.7	1.1	0.8	1.3	8.0
23	GARDNER, Jazz	40	6.8	15.2	.447	0.6	3.2	.200	1.3	2.3	.571	4.8	7.7	12.6	4.5	1.0	2.9	1.0	0.3	15.5
24	HYMES, Isaac	40	11.0	11.0	1.000	11.0	11.0	1.000	0.0	0.0	.000	0.0	11.0	11.0	0.0	0.0	0.0	0.0	0.0	33.0
42	HYMES, K.J.	40	5.4	8.5	.632	0.0	0.1	.000	6.3	10.7	.593	3.4	5.4	8.7	6.5	0.6	2.2	2.4	0.6	17.1
2	LUCAS, Jarod	40	6.5	15.4	.422	2.7	6.9	.389	5.6	6.2	.912	0.8	2.5	3.3	1.4	1.7	1.1	0.0	0.9	21.3
0	MCINTOSH, Hunter	40	3.6	8.7	.412	2.3	6.1	.383	1.4	2.0	.700	0.5	2.4	3.0	4.4	2.3	0.9	0.0	0.9	10.9
33	POPE, Tylan	40	6.4	14.0	.457	0.3	2.1	.143	2.1	3.6	.583	3.3	5.8	9.1	5.2	0.9	2.1	1.8	0.6	15.2
5	ROBINSON, Amire	40	1.9	3.2	.600	0.0	1.3	.000	0.0	0.0	.000	0.6	5.8	6.4	3.9	1.9	0.6	0.6	0.0	3.9
3	ROLISON, Tyler	40	3.5	10.1	.347	1.8	4.0	.433	3.4	4.7	.714	0.4	4.7	5.1	5.0	4.9	2.0	0.1	2.0	12.1
10	WIGINGTON, Snookey	40	0.0	22.0	.000	0.0	11.0	.000	0.0	0.0	.000	0.0	0.0	0.0	11.0	11.0	0.0	0.0	0.0	0.0

Note: All statistics are pro-rated based on an average per 40-minute game.

MW COMBINED STATS



2023-24 Nevada Men's Basketball Combined Team Statistics In Conference games

Page 1/1
as of Feb 08, 2024

Game Records

Record	Overall	Home	Away	Neutral
ALL GAMES	5-4	3-1	2-3	0-0
CONFERENCE	5-4	3-1	2-3	0-0
NON-CONFERENCE	0-0	0-0	0-0	0-0

Score by Periods

Team	1st	2nd	OT	TOT
Nevada	298	348	0	646
Opponents	284	336	0	620

Team Box Score

No.	Player	Total			3-Point			F-Throw		Rebounds				PF DQ A TO BLK STL PTS AVG								
		GP-GS	MIN	AVG	FG-FGA	FG%	3FG-3FGA	3FG%	FT-FTA	FT%	OFF	DEF	TOT	AVG	PF	DQ	A	TO	BLK	STL	PTS	AVG
2	LUCAS, Jarod	9-9	290:28	32.3	48-111	.432	19-45	.422	25-29	.862	4	18	22	2.4	15	0	15	6	0	7	140	15.6
13	BLACKSHEAR, Kenan	9-9	274:37	30.5	50-109	.459	3-12	.250	32-52	.615	8	26	34	3.8	27	2	41	21	4	16	135	15.0
11	DAVIDSON, Nick	9-9	257:46	28.6	42-76	.553	10-27	.370	23-32	.719	13	50	63	7.0	21	0	12	10	5	7	117	13.0
4	COLEMAN, Tre	9-9	287:31	31.9	30-65	.462	15-32	.469	12-19	.632	11	27	38	4.2	8	0	28	13	5	16	87	9.7
42	HYMES, K.J.	9-9	139:52	15.5	14-22	.636	0-0	.000	18-30	.600	14	16	30	3.3	27	2	3	11	13	4	46	5.1
3	ROLISON, Tyler	8-0	96:52	12.1	9-26	.346	4-11	.364	12-18	.667	2	11	13	1.6	12	0	10	5	0	5	34	4.3
33	POPE, Tylan	8-0	70:31	8.8	13-26	.500	1-4	.250	3-7	.429	6	13	19	2.4	10	0	1	4	4	1	30	3.8
20	FOSTER, Daniel	9-0	192:09	21.3	7-21	.333	1-8	.125	7-7	1.000	8	22	30	3.3	22	1	12	5	4	4	22	2.4
0	MCINTOSH, Hunter	9-0	146:54	16.3	6-24	.250	5-17	.294	5-8	.625	1	7	8	0.9	15	0	13	4	0	3	22	2.4
23	GARDNER, Jazz	5-0	25:33	5.1	3-8	.375	0-1	.000	3-4	.750	4	2	6	1.2	1	0	0	1	1	0	9	1.8
5	ROBINSON, Amire	2-0	10:38	5.3	1-1	1.000	0-0	.000	0-0	.000	0	1	1	0.5	0	0	0	1	0	0	2	1.0
12	COLEMAN, Jeriah	3-0	07:10	2.4	1-1	1.000	0-0	.000	0-1	.000	1	1	2	0.7	0	0	0	0	0	0	2	0.7
Team											12	10	22					4				
Total		9	1800		224-490	.457	58-157	.369	140-207	.676	84	204	288	32.0	158	5	135	85	36	63	646	71.8
Opponents		9	1800		217-491	.442	69-198	.348	117-165	.709	96	212	308	34.2	175	5	121	109	23	47	620	68.9

Team Statistics

	NEVADA	OPP
Scoring	646	620
Points per game	71.8	68.9
Scoring margin	+2.9	-
Field goals-att	224-490	217-491
Field goal pct	.457	.442
3 point fg-att	58-157	69-198
3-point FG pct	.369	.348
3-pt FG made per game	6.4	7.7
Free throws-att	140-207	117-165
Free throw pct	.676	.709
F-Throws made per game	15.6	13.0
Rebounds	288	308
Rebounds per game	32.0	34.2
Rebounding margin	-2.2	-
Assists	135	121
Assists per game	15.0	13.4
Turnovers	85	109
Turnovers per game	9.4	12.1
Turnover margin	+2.7	-
Assist/turnover ratio	1.6	1.1
Steals	63	47
Steals per game	7.0	5.2
Blocks	36	23
Blocks per game	4.0	2.6
Winning streak	2	-
Home win streak	2	-
Attendance	35377	45514
Home games-Avg/Game	4-8844	5-9103
Neutral site-Avg/Game	-	0-0

Team Results

Date	Opponent		Score	Att.
01/06/2024	at Fresno St.	W	72-57	5083
01/09/2024	Air Force	W	67-54	7645
01/12/2024	Boise St.	L	56-64	10191
01/17/2024	at San Diego St.	L	59-71	12414
01/20/2024	at Wyoming	L	93-98	4136
01/24/2024	Colorado St.	W	77-64	9029
01/28/2024	at New Mexico	L	55-89	15021
02/02/2024	San Jose St.	W	90-60	8512
02/06/2024	at Utah St.	W	77-63	8860

MW TEAM STATS



2023-24 Nevada Men's Basketball Overall Team Statistics In Conference games

Page 1/1
as of Feb 08, 2024

Team Statistics

	NEVADA	OPP
Scoring	646	620
Points per game	71.8	68.9
Scoring margin	+2.9	-
Field goals-att	224-490	217-491
Field goal pct	.457	.442
3 point fg-att	58-157	69-198
3-point FG pct	.369	.348
3-pt FG made per game	6.4	7.7
Free throws-att	140-207	117-165
Free throw pct	.676	.709
F-Throws made per game	15.6	13.0
Rebounds	288	308
Rebounds per game	32.0	34.2
Rebounding margin	-2.2	-
Assists	135	121
Assists per game	15.0	13.4
Turnovers	85	109
Turnovers per game	9.4	12.1
Turnover margin	+2.7	-
Assist/turnover ratio	1.6	1.1
Steals	63	47
Steals per game	7.0	5.2
Blocks	36	23
Blocks per game	4.0	2.6
Winning streak	2	-
Home win streak	2	-
Attendance	35377	45514
Home games-Avg/Game	4-8844	5-9103
Neutral site-Avg/Game	-	0-0

Score by Periods

Team	1st	2nd	OT	TOT
Nevada	298	348	0	646
Opponents	284	336	0	620

IN WINS



2023-24 Nevada Men's Basketball Combined Team Statistics Won games

Page 1/1
as of Feb 08, 2024

Game Records

Record	Overall	Home	Away	Neutral
ALL GAMES	18-0	11-0	4-0	3-0
CONFERENCE	5-0	3-0	2-0	0-0
NON-CONFERENCE	13-0	8-0	2-0	3-0

Score by Periods

Team	1st	2nd	OT	TOT
Nevada	709	736	0	1445
Opponents	496	631	0	1127

Team Box Score

No.	Player	Total			3-Point		F-Throw		Rebounds				Other				PTS	AVG				
		GP-GS	MIN	AVG	FG-FGA	FG%	3FG-3FGA	3FG%	FT-FTA	FT%	OFF	DEF	TOT	AVG	PF	DQ			A	TO	BLK	STL
2	LUCAS, Jarod	18-18	574:53	31.9	98-221	.443	40-94	.426	92-99	.929	12	39	51	2.8	14	0	26	17	0	13	328	18.2
13	BLACKSHEAR, Kenan	18-18	535:28	29.7	115-215	.535	4-17	.235	71-105	.676	14	75	89	4.9	45	1	87	43	11	26	305	16.9
11	DAVIDSON, Nick	18-18	479:20	26.6	79-138	.572	13-40	.325	49-64	.766	36	99	135	7.5	41	0	28	17	15	13	220	12.2
4	COLEMAN, Tre	18-17	511:42	28.4	50-115	.435	13-46	.283	24-32	.750	11	51	62	3.4	32	0	46	19	10	22	137	7.6
42	HYMES, K.J.	16-15	240:36	15.0	31-50	.620	0-1	.000	41-68	.603	14	33	47	2.9	37	0	4	10	12	3	103	6.4
0	MCINTOSH, Hunter	18-0	311:41	17.3	33-71	.465	22-51	.431	11-16	.688	4	21	25	1.4	32	0	19	6	0	8	99	5.5
20	FOSTER, Daniel	18-4	397:38	22.1	29-53	.547	5-13	.385	25-39	.641	21	56	77	4.3	30	0	24	7	6	13	88	4.9
33	POPE, Tylan	8-0	104:49	13.1	15-34	.441	1-6	.167	6-9	.667	8	15	23	2.9	12	0	3	5	4	1	37	4.6
3	ROLISON, Tyler	17-0	237:50	14.0	18-54	.333	8-18	.444	22-28	.786	2	27	29	1.7	31	0	33	10	1	13	66	3.9
23	GARDNER, Jazz	13-0	102:39	7.9	19-44	.432	2-9	.222	4-7	.571	14	22	36	2.8	12	0	2	7	2	1	44	3.4
24	HYMES, Isaac	1-0	03:38	3.6	1-1	1.000	1-1	1.000	0-0	.000	0	1	1	1.0	0	0	0	0	0	0	3	3.0
12	COLEMAN, Jeriah	12-0	42:54	3.6	4-11	.364	0-0	.000	3-6	.500	5	8	13	1.1	4	0	0	3	6	0	11	0.9
5	ROBINSON, Amire	10-0	53:13	5.3	2-3	.667	0-1	.000	0-0	.000	1	9	10	1.0	6	0	3	0	1	0	4	0.4
10	WIGINGTON, Snookey	1-0	03:38	3.6	0-2	.000	0-1	.000	0-0	.000	0	0	0	0.0	1	0	1	0	0	0	0	0.0
Team											23	35	58					6				
Total		18	3600		494-1012	.488	109-298	.366	348-473	.736	165	491	656	36.4	297	1	276	150	68	113	1445	80.3
Opponents		18	3600		398-1023	.389	135-437	.309	196-300	.653	177	411	588	32.7	394	13	218	225	47	74	1127	62.6

Team Statistics

	NEVADA	OPP
Scoring	1445	1127
Points per game	80.3	62.6
Scoring margin	+17.7	-
Field goals-att	494-1012	398-1023
Field goal pct	.488	.389
3 point fg-att	109-298	135-437
3-point FG pct	.366	.309
3-pt FG made per game	6.1	7.5
Free throws-att	348-473	196-300
Free throw pct	.736	.653
F-Throws made per game	19.3	10.9
Rebounds	656	588
Rebounds per game	36.4	32.7
Rebounding margin	+3.8	-
Assists	276	218
Assists per game	15.3	12.1
Turnovers	150	225
Turnovers per game	8.3	12.5
Turnover margin	+4.2	-
Assist/turnover ratio	1.8	1.0
Steals	113	74
Steals per game	6.3	4.1
Blocks	68	47
Blocks per game	3.8	2.6
Winning streak	18	-
Home win streak	11	-
Attendance	84502	24891
Home games-Avg/Game	11-7682	4-6223
Neutral site-Avg/Game	-	3-5003

Team Results

Date	Opponent		Score	Att.
11/07/2023	Sacramento St.	W	77-63	6875
11/12/2023	at Washington	W	83-76	6154
11/15/2023	Pacific	W	88-39	7131
11/18/2023	Portland	W	108-83	7254
11/29/2023	Montana	W	77-66	6918
12/02/2023	LMU (CA)	W	73-59	7851
12/06/2023	UC Davis	W	80-68	7312
12/13/2023	Weber St.	W	72-55	7062
12/17/2023	at Hawaii	W	72-66	4794
12/21/2023	vs Temple	W	80-56	4927
12/22/2023	vs TCU	W	88-75	5077
12/24/2023	vs Georgia Tech	W	72-64	5005
12/30/2023	Fresno Pacific	W	92-59	8913
01/06/2024	at Fresno St.	W	72-57	5083
01/09/2024	Air Force	W	67-54	7645
01/24/2024	Colorado St.	W	77-64	9029
02/02/2024	San Jose St.	W	90-60	8512
02/06/2024	at Utah St.	W	77-63	8860

IN LOSSES



2023-24 Nevada Men's Basketball Combined Team Statistics Lost games

Page 1/1
as of Feb 08, 2024

Game Records

Record	Overall	Home	Away	Neutral
ALL GAMES	0-5	0-1	0-3	0-1
CONFERENCE	0-4	0-1	0-3	0-0
NON-CONFERENCE	0-1	0-0	0-0	0-1

Score by Periods

Team	1st	2nd	OT	TOT
Nevada	131	185	0	316
Opponents	178	216	0	394

Team Box Score

No.	Player	Total			3-Point		F-Throw		Rebounds				Other Stats									
		GP-GS	MIN	AVG	FG-FGA	FG%	3FG-3FGA	3FG%	FT-FTA	FT%	OFF	DEF	TOT	AVG	PF	DQ	A	TO	BLK	STL	PTS	AVG
2	LUCAS, Jarod	5-5	157:29	31.5	21-61	.344	9-32	.281	11-14	.786	3	6	9	1.8	12	0	6	4	0	4	62	12.4
4	COLEMAN, Tre	5-5	160:24	32.1	20-39	.513	9-20	.450	7-10	.700	6	16	22	4.4	7	0	10	14	3	10	56	11.2
13	BLACKSHEAR, Kenan	5-5	161:48	32.4	21-54	.389	1-5	.200	12-25	.480	5	17	22	4.4	15	1	22	14	1	7	55	11.0
11	DAVIDSON, Nick	5-5	139:40	27.9	17-37	.459	4-16	.250	9-13	.692	3	23	26	5.2	13	0	3	4	3	2	47	9.4
42	HYMES, K.J.	5-5	80:48	16.2	12-18	.667	0-0	.000	10-18	.556	13	10	23	4.6	15	2	1	8	7	2	34	6.8
3	ROLISON, Tyler	5-0	58:53	11.8	8-21	.381	5-12	.417	3-7	.429	1	8	9	1.8	6	0	3	5	0	2	24	4.8
33	POPE, Tylan	4-0	27:01	6.8	6-12	.500	0-1	.000	1-3	.333	3	4	7	1.8	5	0	0	2	2	1	13	3.3
20	FOSTER, Daniel	5-0	95:01	19.0	4-16	.250	1-8	.125	2-2	1.000	4	15	19	3.8	14	1	9	7	4	3	11	2.2
0	MCINTOSH, Hunter	5-0	81:02	16.2	2-14	.143	1-9	.111	3-4	.750	1	3	4	0.8	11	0	4	3	0	1	8	1.6
23	GARDNER, Jazz	4-0	21:15	5.3	2-3	.667	0-1	.000	0-0	.000	1	2	3	0.8	2	0	1	2	1	0	4	1.0
5	ROBINSON, Amire	2-0	08:50	4.4	1-2	.500	0-1	.000	0-0	.000	0	0	0	0.0	0	0	0	1	0	0	2	1.0
12	COLEMAN, Jeriah	3-0	07:49	2.6	0-0	.000	0-0	.000	0-1	.000	1	1	2	0.7	0	0	0	0	1	0	0	0.0
Team											5	2	7				3					
Total		5	1000		114-277	.412	30-105	.286	58-97	.598	46	107	153	30.6	100	4	59	67	22	32	316	63.2
Opponents		5	1000		134-276	.486	44-118	.373	82-113	.726	52	138	190	38.0	96	2	72	63	12	38	394	78.8

Team Statistics

	NEVADA	OPP
Scoring	316	394
Points per game	63.2	78.8
Scoring margin	-15.6	-
Field goals-att	114-277	134-276
Field goal pct	.412	.486
3 point fg-att	30-105	44-118
3-point FG pct	.286	.373
3-pt FG made per game	6.0	8.8
Free throws-att	58-97	82-113
Free throw pct	.598	.726
F-Throws made per game	11.6	16.4
Rebounds	153	190
Rebounds per game	30.6	38.0
Rebounding margin	-7.4	-
Assists	59	72
Assists per game	11.8	14.4
Turnovers	67	63
Turnovers per game	13.4	12.6
Turnover margin	-0.8	-
Assist/turnover ratio	0.9	1.1
Steals	32	38
Steals per game	6.4	7.6
Blocks	22	12
Blocks per game	4.4	2.4
Winning streak	0	-
Home win streak	0	-
Attendance	10191	31571
Home games-Avg/Game	1-10191	3-10524
Neutral site-Avg/Game	-	1-0

Team Results

Date	Opponent		Score	Att.
12/09/2023	vs Drake	L	53-72	0
01/12/2024	Boise St.	L	56-64	10191
01/17/2024	at San Diego St.	L	59-71	12414
01/20/2024	at Wyoming	L	93-98	4136
01/28/2024	at New Mexico	L	55-89	15021

2023-24 BOX SCORES



Official Basketball Box Score - Final
Sacramento St. at Nevada
 11/07/23 Lawlor Events Center, Reno
 2023-24 Men's Basketball

Game Time: 7:00 PM
 Game Duration: 2:01
 Attendance: 4,875

Officials: Kipp Kissinger, Brooks Wells, Keith Kimble

Sacramento St. - 63

Record: 0-1

NO.	Name	Min	FG	3P	FT	Rebounds		Fouls	TP	AS	TO	ST	Blocks		+/-			
						OR	DR						BS	BA				
15	Jacob Holt	05:47	0-1	0-0	0-0	0	1	3	1	0	0	0	0	1	0	-8		
31	Duncan Powell	07:24	6-11	1-4	2-3	1	7	8	4	2	15	1	2	0	1	0	-7	
1	Brandon Betson	09:40	1-10	1-9	2-2	0	2	2	3	3	5	4	3	1	0	1	-8	
4	Alex Kovatchev	08:10	3-7	2-5	0-0	0	3	3	4	1	8	3	2	0	0	0	-12	
2	Zee Hamoda	06:21	4-11	3-7	0-0	0	3	3	5	1	11	2	2	1	0	0	-16	
25	Bowyn Beatty	20:36	2-6	0-0	2-2	3	4	7	2	4	6	2	3	0	0	0	-2	
2	Bailey Nunn	10:20	2-4	1-2	0-0	0	0	0	2	5	2	0	0	0	0	0	-6	
20	Austin Patterson	25:52	3-6	3-6	0-0	1	1	2	2	1	9	2	1	0	1	0	-3	
10	Emil Skytta	12:36	1-4	0-0	0-1	1	2	0	1	2	0	0	0	0	0	1	-9	
3	Akol Mawein	12:14	1-2	0-0	0-0	0	2	2	1	0	2	0	0	0	1	0	-1	
Team						5		2	7	0		0						
Totals						23:42	11-33	6-8	11	26	37	24	16	13	2	4	2	-14

Technical Fouls: NONE

Shooting By Period		
1 st	FG%	10-30 33.3%
3PT%	6-17 35.3%	
FT%	4-4 100%	
2 nd	FG%	13-32 40.6%
3PT%	5-16 31.3%	
FT%	2-4 50%	
GM	FG%	23-62 37.1%
3PT%	11-33 33.3%	
FT%	6-8 75.0%	

Dead Ball Rebounds: 1, 0

Nevada - 77

Record: 1-0

NO.	Name	Min	FG	3P	FT	Rebounds		Fouls	TP	AS	TO	ST	Blocks		+/-			
						OR	DR						BS	BA				
4	Tre Coleman	30:21	1-5	0-2	2-2	1	1	2	2	4	2	3	0	1	12			
11	Nick Davidson	17:48	3-5	0-1	4-4	2	3	5	4	3	10	1	0	0	1	11		
42	K.J. Hymes	18:07	1-3	0-0	2-7	2	3	5	2	5	4	0	1	0	1	3		
2	Jarod Lucas	34:52	4-14	1-6	9-9	4	4	1	8	18	4	0	1	0	0	-9		
13	Kenan Blackshear	27:45	6-12	0-1	2-2	1	6	7	2	1	14	3	2	1	0	13		
23	Jazz Gardner	14:45	3-6	1-2	0-0	3	5	8	0	1	7	0	0	0	1	1		
0	Hunter McIntosh	25:34	5-8	2-3	0-0	0	1	1	3	0	12	1	1	0	0	13		
20	Daniel Foster	15:41	3-4	0-0	0-1	1	1	1	3	0	6	1	1	0	0	1		
3	Tyler Rolison	12:12	0-2	0-0	2-2	0	0	0	1	1	2	3	0	1	0	1		
5	Amire Robinson	02:56	0-0	0-0	0-0	0	0	0	0	1	0	0	0	0	0	5		
Team						1		6	7	0		0						
Totals						26:59	4-15	21-27	11	29	40	16	24	17	7	8	2	4

Technical Fouls: NONE

Shooting By Period		
1 st	FG%	14-35 40.0%
3PT%	3-10 30.0%	
FT%	8-10 80%	
2 nd	FG%	12-24 50.0%
3PT%	1-5 20.0%	
FT%	13-17 76.5%	
GM	FG%	26-59 44.1%
3PT%	4-15 26.7%	
FT%	21-27 77.8%	

Dead Ball Rebounds: 2, 0

SAC

NEV

Biggest lead	SAC		NEV		Points from Turnovers	SAC	NEV	Period by Period Scoring		
	1 st	2 nd	1 st	2 nd				TOT		
Biggest lead	3	(1 st 9:57)	17	(2 nd 10:30)	7	16	30	33	63	
Best Scoring Run	12	(2 nd 7:04)	7	(1 st 5:46)	20	32	39	38	77	
Lead Changes	8		9		2	4	3	4	7	
Times Tied	3		4		2	4	3	4	7	
Time with Lead	03:06		34:26		24	27	39	38	77	

Points from Turnovers

Paint

Second Chance

Lead Changes

Times Tied

Time with Lead

Fast Breaks

Bench

NEV

Period by Period Scoring

SAC

NEV

Fast Breaks

Bench

NEV

Period by Period Scoring

SAC

NEV

Fast Breaks

Bench

NEV

Period by Period Scoring

SAC

NEV

Fast Breaks

Bench

NEV

Period by Period Scoring

SAC

NEV

Fast Breaks

Bench

NEV

Period by Period Scoring

SAC

NEV

Fast Breaks

Bench

NEV

Period by Period Scoring

SAC

NEV

Fast Breaks

Bench

NEV

Period by Period Scoring

SAC

NEV

Fast Breaks

Bench

NEV

Period by Period Scoring

SAC

NEV

Fast Breaks

Bench

NEV

Period by Period Scoring

SAC

NEV

Fast Breaks

Bench

NEV

Period by Period Scoring

SAC

NEV

Fast Breaks

Bench

NEV

Period by Period Scoring

SAC

NEV

Fast Breaks

Bench

NEV

Period by Period Scoring

SAC

NEV

Fast Breaks

Bench

NEV

Period by Period Scoring

SAC

NEV

Fast Breaks

Bench

NEV

Period by Period Scoring

SAC

NEV

Fast Breaks

Bench

NEV

Period by Period Scoring

SAC

NEV

Fast Breaks

Bench

NEV

Period by Period Scoring

SAC

NEV

Fast Breaks

Bench

NEV

Period by Period Scoring

SAC

NEV

Fast Breaks

Bench

NEV

Period by Period Scoring

SAC

NEV

Fast Breaks

Bench

NEV

Period by Period Scoring

SAC

NEV

Fast Breaks

Bench

NEV

Period by Period Scoring

SAC

NEV

Fast Breaks

Bench

NEV

Period by Period Scoring

SAC

NEV

Fast Breaks

Bench

NEV

Period by Period Scoring

SAC

NEV

Fast Breaks

Bench

NEV

Period by Period Scoring

SAC

NEV

Fast Breaks

Bench

NEV

Period by Period Scoring

SAC

NEV

Fast Breaks

Bench

NEV

Period by Period Scoring

SAC

NEV

Fast Breaks

Bench

NEV

Period by Period Scoring

SAC

NEV

Fast Breaks

Bench

NEV

Period by Period Scoring

SAC

NEV

2023-24 BOX SCORES



Official Basketball Box Score - Final
Montana at Nevada
 11/29/23 Lawlor Events Center, Reno
 2023-24 Men's Basketball

Game Time: 7:00 PM
 Game Duration: 2:07
 Attendance: 6,918

Officials: Martin Chichocki, Glen Mayberry, Johnny Harrington

NO.	Name	Min	FG			3P			FT			Rebounds		Fouls		TP	AS	TO	ST	Blocks		+/-
			M	A	%	M	A	%	M	A	%	OR	DR	FF	FD					BS	BA	
21	Laolu Oke	F 34:01	4-8	0-0	5-7	9	10	19	4	6	13	2	1	1	2	1	2	1	-6			
24	Dischon Thomas	F 19:25	1-3	0-0	2-2	2	2	4	4	4	4	1	0	0	0	0	0	0	-3			
4	Giordan Williams	G 16:36	2-4	0-1	0-0	1	3	4	3	0	4	0	3	1	0	0	0	-17				
11	Aaron Moody	G 34:41	9-20	4-12	0-0	0	2	2	2	2	22	3	2	1	0	0	0	2	-10			
12	Brandon Whitney	G 16:12	0-4	0-0	1-2	0	1	1	1	1	1	0	1	0	0	0	0	0	-25			
0	Money Williams	27:29	6-20	1-8	2-2	2	5	7	4	3	15	3	1	1	0	0	0	3				
3	Josh Vazquez	29:16	1-5	0-4	2-2	0	3	3	1	0	4	5	1	0	0	0	0	3				
32	To'Jon Sawyer	12:48	1-3	0-0	1-2	0	0	0	5	1	3	2	1	0	2	0	0	-5				
5	Jaxon Nap	02:12	0-1	0-0	0-0	0	0	0	0	0	0	0	0	0	0	0	0	0				
23	Connor Dick	02:28	0-1	0-1	0-1	0	1	1	0	0	0	0	0	0	0	0	0	0				
34	Blake Jones	04:50	0-0	0-0	0-0	0	0	0	0	0	1	0	0	0	0	0	0	0				
2	Chase Henderson	00:03	0-0	0-0	0-0	0	0	0	0	0	0	0	0	0	0	0	0	0				
Team																						
Totals			24-69	5-27	13-18	15	27	42	24	19	66	16	10	4	4	3	-11					

Shooting By Period		
1 st FG%	8-32	25.0%
3PT%	0-11	0.0%
FT%	2-6	33.3%
2 nd FG%	16-37	43.2%
3PT%	5-16	31.3%
FT%	11-12	91.7%
GM FG%	24-69	34.8%
3PT%	5-27	18.5%
FT%	13-18	72.2%

Dead Ball Rebounds: 2/0

Technical Fouls: NONE

Nevada - 77																						
Record: 5-0																						
NO.	Name	Min	FG			3P			FT			Rebounds		Fouls		TP	AS	TO	ST	Blocks		+/-
			M	A	%	M	A	%	M	A	%	OR	DR	FF	FD					BS	BA	
11	Nick Davidson	F 20:12	1-4	1-3	0-0	2	3	5	4	1	3	0	2	0	0	0	0	0	19			
42	K.J. Hymes	F 24:31	2-4	0-0	9-12	1	4	5	2	7	13	0	1	0	1	1	1	10				
2	Jarod Lucas	G 31:53	3-10	1-3	9-10	0	1	1	2	5	16	1	1	1	0	2	11					
13	Kenan Blackshear	G 28:52	7-10	0-1	8-11	1	9	10	4	7	22	2	2	1	0	0	0	17				
20	Daniel Foster	G 24:51	2-5	0-1	0-1	1	2	3	1	1	4	1	0	0	0	0	0	1				
4	Tre Coleman	27:43	2-6	1-3	2-2	0	6	6	2	1	7	5	1	1	1	1	1	-7				
23	Jazz Gardner	11:21	1-5	0-1	0-0	0	3	3	2	0	2	0	1	0	0	0	0	0				
0	Hunter McIntosh	15:03	1-2	1-2	0-0	1	2	3	1	1	3	0	1	1	0	0	0	0				
3	Tyler Rolison	14:27	1-3	1-1	2-2	0	1	1	1	5	1	1	0	0	0	0	0	-5				
12	Jeriah Coleman	01:07	1-2	0-0	0-0	0	0	0	0	0	2	0	0	0	0	0	0	0				
Team																						
Totals			21-51	5-15	30-38	7	33	40	19	24	77	10	10	4	3	4	11					

Shooting By Period		
1 st FG%	11-21	52.4%
3PT%	3-7	42.9%
FT%	14-17	82.4%
2 nd FG%	10-30	33.3%
3PT%	1-10	10.0%
FT%	21-21	100.0%
GM FG%	21-51	41.2%
3PT%	5-15	33.3%
FT%	30-38	78.9%

Dead Ball Rebounds: 4/0

Technical Fouls: Coach 2nd 12/36

MON		NEV		Points from		MON		NEV		Period by Period Scoring			
Biggest lead	0 (1 st 20:00)	23 (2 nd 19:38)	Turnovers	6	13	1st	2nd	TOT	MON	NEV	1st	2nd	TOT
Best Scoring Run	12 (2 nd 17:12)	12 (2 nd 14:22)	Paint	24	28	18	48	66	NEV	39	38	77	
Lead Changes	0		Second Chance	18	5								
Times Tied	0		Fast Breaks	2	14								
Time with Lead	00:00	39:09	Bench	22	19								



Official Basketball Box Score - Final
LMU (CA) at Nevada
 12/02/23 Lawlor Events Center, Reno
 2023-24 Men's Basketball

Game Time: 7:00 PM
 Game Duration: 2:03
 Attendance: 7,801

Officials: DG Nelson, Daryl Gelinas, Rick Batsell

LMU (CA) - 59																						
Record: 5-4																						
NO.	Name	Min	FG			3P			FT			Rebounds		Fouls		TP	AS	TO	ST	Blocks		+/-
			M	A	%	M	A	%	M	A	%	OR	DR	FF	FD					BS	BA	
23	Alex Merkviladze	F 25:17	1-6	0-3	0-0	1	5	6	3	2	2	1	2	0	1	2	1	-18				
34	Keli Laupepe	F 28:37	3-8	1-4	3-3	1	3	4	5	3	10	0	1	0	0	2	-25					
15	Lars Thiemann	C 17:56	1-4	0-0	1-3	1	2	3	5	3	3	0	1	0	1	1	-15					
3	Justice Hill	G 29:35	2-9	1-5	0-0	1	1	2	0	0	5	3	1	0	0	0	-7					
5	Justin Wright	G 08:49	0-4	0-1	0-0	0	0	0	0	0	0	0	0	0	0	0	-6					
4	Will Johnston	29:52	5-10	3-7	2-2	0	4	4	1	1	15	4	3	0	1	0	-5					
21	Michael Graham	10:44	1-2	0-0	0-0	0	5	5	4	0	2	0	0	0	2	0	0	5				
55	Dominic Harris	27:36	3-12	3-9	4-6	1	4	5	2	4	13	2	2	0	0	1	-4					
16	Aaron McBride	12:26	2-2	1-1	0-0	2	1	3	0	1	5	0	0	0	0	0	0	8				
13	Lamar Lewis	09:52	2-2	0-0	0-0	1	1	0	1	4	1	4	0	0	0	0	0	-3				
Team																						
Totals			20-59	9-30	10-14	11	28	39	27	15	59	11	12	2	5	7	-14					

Shooting By Period		
1 st FG%	10-29	34.5%
3PT%	2-12	16.7%
FT%	4-5	80%
2 nd FG%	10-30	33.3%
3PT%	7-18	38.9%
FT%	6-9	66.7%
GM FG%	20-59	33.9%
3PT%	9-30	30.0%
FT%	10-14	71.4%

Dead Ball Rebounds: 3/0

Technical Fouls: NONE

Nevada - 73																						
Record: 6-0																						
NO.	Name	Min	FG			3P			FT			Rebounds		Fouls		TP	AS	TO	ST	Blocks		+/-
			M	A	%	M	A	%	M	A	%	OR	DR	FF	FD					BS	BA	
4	Tre Coleman	F 25:47	5-8	0-0	0-0	0	6	6	3	2	10	2	0	1	2	0	15					
11	Nick Davidson	F 21:58	3-6	0-1	6-6	0	2	2	1	4	12	0	0	0	2	0	17					
42	K.J. Hymes	F 13:52	2-6	0-0	4-5	2	3	3	5	8	0	1	0	1	3	8						
2	Jarod Lucas	G 32:12	7-10	1-2	5-6	0	3	3	0	6	20	2	0	0	0	1	15					
13	Kenan Blackshear	G 29:41	2-9	0-0	1-3	0	3	3	0	4	5	1	2	0	1	17						
20	Daniel Foster	21:37	3-4	0-0	2-3	4	3	7	2	3	8	3	0	2	1	0	3					
23	Jazz Gardner	18:12	1-4	0-1	1-2	0	1	1	1	1	3	0	0	0	0	0	0	0				
3	Tyler Rolison	10:02	0-3	0-1	0-0	0	0	0	0	0	0	0	0	0	0	0	0	-6				
0	Hunter McIntosh	17:38	2-5	1-3	2-2	0	1	1	3	2	7	2	1	0	0	0	2					
12	Jeriah Coleman	05:08	0-1	0-0	0-0	1	0	1	0	0	0	0	0	0	0	0	0	0				
5	Amire Robinson	03:33	0-0	0-0	0-0	0	1	1	0	0	0	0	0	0	0	0	0	-5				
Team																						
Totals			25-56	2-8	21-27	9	27	36	15	27	73	17	5	6	7	5	14					

Shooting By Period		

2023-24 BOX SCORES



Official Basketball Box Score - Final
Weber St. at Nevada
 12/13/23 Lawlor Events Center, Reno
 2023-24 Men's Basketball

Game Time: 7:00 PM
 Game Duration: 1:47
 Attendance: 7,062

Officials: Kipp Kissinger, Keith Kimble, Greg Nixon

Record: 5-4

NO. Name	Min	FG			3P			FT			Rebounds		Fouls		TP	AS	TO	ST	Blocks			+/-
		M/A	M/A	M/A	M/A	M/A	M/A	M/A	M/A	M/A	OR	DR	PF	FD					BS	BA	BA	
2 Dillon Jones	36:22	4-10	1-4	4-5	2-10	12	2-7	13	3	5	3	0	1	-16								
4 Dyson Koehler	19:30	1-4	0-2	0-0	0	3	0	0	2	0	2	0	1	0	-8							
20 Alex Tew	15:14	0-3	0-0	0-0	0	1	0	4	0	0	2	2	0	0	0							
0 Blaise Threatt	30:28	8-12	2-3	0-0	2	2	2	0	18	4	1	1	0	-2								
11 Steven Verplancken	33:51	4-10	2-6	0-0	1	2	3	1	10	0	1	0	0	1	-23							
32 Handj Tamba	14:47	1-2	0-0	0-2	0	3	2	1	2	0	1	0	0	0	1							
3 KJ Cunningham	25:11	2-6	2-5	1-2	0	2	2	0	3	7	2	2	0	0	-10							
8 Vijami Vartiainen	15:59	1-4	1-4	0-1	0	0	0	1	1	3	0	0	0	0	-10							
31 Arnaud Jevanz	05:15	0-1	0-0	0-1	0	1	1	0	0	0	0	0	0	0	-4							
30 Louie Jordan	02:25	0-0	0-0	0-0	0	1	1	0	0	0	0	0	0	0	-4							
10 Marko Sarenac	00:58	0-0	0-0	0-0	0	1	1	0	0	0	0	0	0	0	2							
Team					2	1	3		0		0											
Totals	21:52	8:24	5-11	8	24	32	15	14	55	9	15	7	0	5	-17							

Technical Fouls: NONE

Record: 8-1

NO. Name	Min	FG			3P			FT			Rebounds		Fouls		TP	AS	TO	ST	Blocks			+/-
		M/A	M/A	M/A	M/A	M/A	M/A	M/A	M/A	M/A	OR	DR	PF	FD					BS	BA	BA	
4 Tre Coleman	31:16	4-8	2-6	0-0	1	1	1	2	10	4	1	4	0	0	8							
11 Nick Davidson	28:04	4-7	1-3	2-6	1	4	5	2	4	11	3	1	3	0	10							
42 K.J. Hymes	15:21	4-4	0-0	2-6	1	2	3	1	4	10	0	1	0	0	9							
2 Jarod Lucas	32:38	5-9	3-5	0-2	0	2	1	2	13	2	1	2	0	28								
13 Kenan Blackshear	27:36	6-11	1-3	2-2	0	5	3	2	15	5	4	1	2	0	10							
23 Jazz Gardner	06:47	0-1	0-1	0-0	0	2	2	1	0	0	1	2	0	0	8							
3 Tyler Rolison	16:05	2-4	0-1	1-1	0	3	3	1	5	5	0	0	0	0	3							
20 Daniel Foster	15:50	0-1	0-0	0-0	0	4	4	3	0	0	1	0	0	0	9							
0 Hunter McIntosh	19:31	2-3	2-3	0-0	0	1	1	0	6	0	1	0	0	0	-1							
5 Amire Robinson	04:41	1-1	0-0	0-0	0	0	0	0	2	0	0	0	0	0	2							
12 Jeriah Coleman	02:11	0-0	0-0	0-0	0	0	0	0	0	0	0	0	0	0	-1							
Team					0	3	3		0		0											
Totals	28:49	9:22	7-17	2	27	29	14	15	72	21	11	8	5	0	17							

Technical Fouls: NONE

WSU NEV

Biggest lead	WSU		NEV		Points from Turnovers	WSU		NEV		Period by Period Scoring				
	1st	2nd	1st	2nd		1st	2nd	TOT	1st	2nd	TOT			
Biggest lead	2 (1 st 17:38)	21 (2 nd 1:50)			9	16			22	28	55			
Best Scoring Run	6 (2 nd 7:00)	13 (2 nd 10:17)			9	4			8	5				
Lead Changes	4				3				8	5				
Times Tied	3				12	13			29	43	72			
Time with Lead	01:44	35:55												



Official Basketball Box Score - Final
Nevada at Hawaii
 12/17/23 Simpfendorfer Arena at Stan Sheriff Center, Honolulu
 2023-24 Men's Basketball

Game Time: 5:00 PM
 Game Duration: 2:04
 Attendance: 4,794

Officials: Deron White, Randy Richardson, Casey McClellan

Record: 9-1

NO. Name	Min	FG			3P			FT			Rebounds		Fouls		TP	AS	TO	ST	Blocks			+/-
		M/A	M/A	M/A	M/A	M/A	M/A	M/A	M/A	M/A	OR	DR	PF	FD					BS	BA	BA	
4 Tre Coleman	23:24	4-10	1-5	1-1	0	5	5	4	1	10	0	0	2	1	2	14						
11 Nick Davidson	28:52	4-7	0-1	3-3	2	5	7	3	2	11	4	1	1	2	0	12						
42 K.J. Hymes	18:25	2-3	0-0	0-0	6	1	4	5	2	8	10	0	0	1	-3							
2 Jarod Lucas	33:27	5-12	1-4	5-5	1	1	2	0	0	16	0	1	1	0	0	3						
13 Kenan Blackshear	33:39	5-18	0-0	2-3	1	3	4	4	3	12	4	0	0	0	1	2						
20 Daniel Foster	18:28	2-2	0-0	0-0	0	5	5	1	0	4	1	1	1	0	0	-8						
0 Hunter McIntosh	19:29	0-3	0-2	2-2	0	2	2	2	2	0	0	0	0	0	-2							
3 Tyler Rolison	16:01	3-4	1-2	0-0	0	1	1	0	0	7	0	2	1	0	9							
23 Jazz Gardner	02:48	0-0	0-0	0-0	0	0	0	0	0	0	0	0	0	0	-1							
5 Amire Robinson	02:15	0-0	0-0	0-0	0	1	1	0	0	0	0	0	0	0	-2							
12 Jeriah Coleman	03:12	0-0	0-0	0-0	0	0	0	0	0	0	0	0	0	0	0	6						
Team					4	1	5		0	2												
Totals	25:59	3-14	19-23	9	28	37	20	22	72	9	8	6	5	4	6							

Technical Fouls: NONE

Record: 7-2

NO. Name	Min	FG			3P			FT			Rebounds		Fouls		TP	AS	TO	ST	Blocks			+/-
		M/A	M/A	M/A	M/A	M/A	M/A	M/A	M/A	M/A	OR	DR	PF	FD					BS	BA	BA	
1 Justin McKay	31:41	1-4	0-3	6-8	0	5	5	4	4	8	2	2	1	0	-1							
5 Bernardo Da Silva	22:41	7-8	0-0	3-8	3	7	10	5	5	17	0	2	0	0	-1							
3 Jovon McClanahan	28:26	0-0	0-0	4-5	1	3	4	2	4	1	2	0	0	0	2							
4 Noel Coleman	37:38	5-14	0-4	7-8	1	3	4	1	4	17	3	1	0	1	-8							
11 Matthew Cotton	31:10	3-8	2-5	0-0	1	4	5	3	0	8	0	0	0	0	-7							
55 Juan Munoz	11:34	1-3	1-2	2-3	0	1	1	1	5	2	3	0	0	0	-2							
23 Harry Seck	11:01	0-0	0-0	3-4	0	3	3	4	3	0	1	0	0	0	7							
14 Harry Rouhlidoff	14:37	2-5	0-3	0-0	0	0	0	0	1	4	1	1	1	0	-10							
2 Tom Beattie	11:12	0-1	0-0	0-0	0	2	2	0	0	0	0	0	0	0	3							
Team					3	1	4		0	0												
Totals	19:47	9-17	25-36	9	29	38	22	66	9	12	2	4	5	6								

Technical Fouls: NONE

Nevada Hawaii

Biggest lead	Nevada		Hawaii		Points from Turnovers	Nevada		Hawaii		Period by Period Scoring				
	1st	2nd	1st	2nd		1st	2nd	TOT	1st	2nd	TOT			
Biggest lead	8 (2 nd 13:14)	6 (1 st 11:53)			14	7			34	30				
Best Scoring Run	7 (1 st 6:59)	6 (1 st 11:53)			6	8			36	36	72			
Lead Changes	11				3	4			8	4				
Times Tied	9				13	12			37	29	66			
Time with Lead	21:16	13:48												



Official Basketball Box Score - Final
Nevada at Temple
 12/21/23 Simpfendorfer Arena at Stan Sheriff Center, Honolulu
 2023-24 Men's Basketball

Game Time: 10:00 AM
 Game Duration: 1:58

Officials: Marquies Pettigrew, Nate Harris, Todd Ayo

2023-24 BOX SCORES



Official Basketball Box Score - Final
Nevada at Georgia Tech
 12/24/23 SimFi Arena at Stan Sheriff Center, Honolulu
 2023-24 Men's Basketball

Game Time: 4:00 PM
 Game Duration: 1:57
 Attendance: 5,002

Officials: Tony Padua, Marques Pettigrew, Larry Spaulding

NO. Name	Min	FG			3P			FT			Rebounds		Fouls		TP	AS	TO	ST	Blocks			+/-	
		M/A	M/A	M/A	M/A	M/A	M/A	M/A	OR	DR	TOT	PF	FD	BS					BA	BB			
4 Tre Coleman	27:50	1-6	0-4	0-0	0	4	4	1	1	2	1	4	0	1	0	0	7						
11 Nick Davidson	33:14	4-9	1-4	0-0	3	5	8	2	0	9	1	2	1	0	0	0	9						
2 Jarod Lucas	34:40	7-13	4-7	2-2	1	3	4	1	1	20	0	0	0	0	1	7							
13 Kenan Blackshear	34:19	11-14	0-1	8-11	0	5	5	3	9	30	4	5	2	1	0	11							
20 Daniel Foster	24:35	1-2	0-1	2-5	1	1	2	4	2	4	0	1	0	0	0	3							
0 Hunter McIntosh	12:29	2-3	2-3	0-0	0	0	0	2	0	6	0	0	0	0	0	0	0	0	0	0	0	-3	
3 Tyler Rolison	09:46	0-2	0-1	0-0	0	1	1	2	0	0	2	0	1	0	0	3							
33 Tylan Pope	16:21	0-3	0-1	0-0	2	2	4	3	0	0	1	0	0	2	4	4							
42 K.J. Hymes	06:46	0-1	0-0	1-2	0	0	0	0	3	1	0	0	0	1	0	0	1	0	0	0	0	-1	
Team					1	5	6	0	0	0	0	0	0	0	0	0							
Totals	26:53	7-22	13-20	8	26	34	18	16	72	9	12	4	5	1	8								

Technical Fouls: NONE

NO. Name	Min	FG			3P			FT			Rebounds		Fouls		TP	AS	TO	ST	Blocks			+/-
		M/A	M/A	M/A	M/A	M/A	M/A	M/A	OR	DR	TOT	PF	FD	BS					BA	BB		
5 Tafara Gapare	18:37	0-4	0-2	0-0	0	2	2	1	0	0	0	0	0	0	1	4						
11 Baye Ndongo	26:44	7-8	0-0	6-6	2	6	8	4	4	20	1	1	1	1	1	9						
2 Naitan George	32:44	3-9	0-3	3-6	0	1	1	0	4	9	2	0	2	0	0	7						
13 Miles Kelly	33:56	3-15	1-9	3-6	0	5	5	2	10	3	3	0	0	2	9							
14 Kwacive Reeves	30:12	3-8	2-5	1-1	1	3	4	3	6	0	2	1	0	0	0	9						
12 Tyzhaun Claude	13:51	1-2	0-0	1-2	0	5	3	1	3	1	1	0	0	0	0	0	0	0	0	0	0	-15
1 Kyle Sturdivant	15:09	2-5	1-3	0-0	0	1	1	0	0	5	1	1	0	0	0	0	0	0	0	0	0	-1
3 Dallan "Deebo" Coleman	25:51	3-6	2-4	0-0	0	3	3	1	8	1	1	0	0	0	0	0	0	0	0	0	0	-3
23 Ibrahim Sacko	02:57	0-0	0-0	0-0	0	0	0	0	0	0	0	0	0	0	0	0	0	0	0	0	0	-1
Team					2	0	2	0	0	0	0	0	0	0	0	0						
Totals	22:57	6-26	14-21	10	21	31	16	18	64	9	9	4	1	5	8							

Technical Fouls: NONE

Points from	Nevada		GTE		Period by Period Scoring
	1st	2nd	1st	2nd	
Biggest lead	8 (2 nd 0:01)	6 (1 st 15:20)	6	5	
Best Scoring Run	7 (1 st 11:15)	8 (1 st 15:20)	20	28	
Lead Changes	3	3	8	14	
Times Tied	2	2	7	2	
Time with Lead	31:57	06:11	36	72	

Points from	Nevada		GTE	
	1st	2nd	1st	2nd
Turnovers	9	6	30	34
Paint	20	28	34	64
Second Chance	8	14	30	64
Fast Breaks	7	2		
Bench	7	16		

Points from	Nevada		GTE	
	1st	2nd	1st	2nd
Turnovers	9	6	30	34
Paint	20	28	34	64
Second Chance	8	14	30	64
Fast Breaks	7	2		
Bench	7	16		

Points from	Nevada		GTE	
	1st	2nd	1st	2nd
Turnovers	9	6	30	34
Paint	20	28	34	64
Second Chance	8	14	30	64
Fast Breaks	7	2		
Bench	7	16		

Points from	Nevada		GTE	
	1st	2nd	1st	2nd
Turnovers	9	6	30	34
Paint	20	28	34	64
Second Chance	8	14	30	64
Fast Breaks	7	2		
Bench	7	16		

Points from	Nevada		GTE	
	1st	2nd	1st	2nd
Turnovers	9	6	30	34
Paint	20	28	34	64
Second Chance	8	14	30	64
Fast Breaks	7	2		
Bench	7	16		

Points from	Nevada		GTE	
	1st	2nd	1st	2nd
Turnovers	9	6	30	34
Paint	20	28	34	64
Second Chance	8	14	30	64
Fast Breaks	7	2		
Bench	7	16		

Points from	Nevada		GTE	
	1st	2nd	1st	2nd
Turnovers	9	6	30	34
Paint	20	28	34	64
Second Chance	8	14	30	64
Fast Breaks	7	2		
Bench	7	16		

Points from	Nevada		GTE	
	1st	2nd	1st	2nd
Turnovers	9	6	30	34
Paint	20	28	34	64
Second Chance	8	14	30	64
Fast Breaks	7	2		
Bench	7	16		

Points from	Nevada		GTE	
	1st	2nd	1st	2nd
Turnovers	9	6	30	34
Paint	20	28	34	64
Second Chance	8	14	30	64
Fast Breaks	7	2		
Bench	7	16		

Points from	Nevada		GTE	
	1st	2nd	1st	2nd
Turnovers	9	6	30	34
Paint	20	28	34	64
Second Chance	8	14	30	64
Fast Breaks	7	2		
Bench	7	16		

Points from	Nevada		GTE	
	1st	2nd	1st	2nd
Turnovers	9	6	30	34
Paint	20	28	34	64
Second Chance	8	14	30	64
Fast Breaks	7	2		
Bench	7	16		

Points from	Nevada		GTE	
	1st	2nd	1st	2nd
Turnovers	9	6	30	34
Paint	20	28	34	64
Second Chance	8	14	30	64
Fast Breaks	7	2		
Bench	7	16		

Points from	Nevada		GTE	
	1st	2nd	1st	2nd
Turnovers	9	6	30	34
Paint	20	28	34	64
Second Chance	8	14	30	64
Fast Breaks	7	2		
Bench	7	16		

Points from	Nevada		GTE	
	1st	2nd	1st	2nd
Turnovers	9	6	30	34
Paint	20	28	34	64
Second Chance	8	14	30	64
Fast Breaks	7	2		
Bench	7	16		

Points from	Nevada		GTE	
	1st	2nd	1st	2nd
Turnovers	9	6	30	34
Paint	20	28	34	64
Second Chance	8	14	30	64
Fast Breaks	7	2		
Bench	7	16		

Points from	Nevada		GTE	
	1st	2nd	1st	2nd
Turnovers	9	6	30	34
Paint	20	28	34	64
Second Chance	8	14	30	64
Fast Breaks	7	2		
Bench	7	16		

Points from	Nevada		GTE	
	1st	2nd	1st	2nd
Turnovers	9	6	30	34
Paint	20	28	34	64
Second Chance	8	14	30	64
Fast Breaks	7	2		
Bench	7	16		

Points from	Nevada		GTE	
	1st	2nd	1st	2nd
Turnovers	9	6	30	34
Paint	20	28	34	64
Second Chance	8	14	30	64
Fast Breaks	7	2		
Bench	7	16		

Points from	Nevada		GTE	
	1st	2nd	1st	2nd
Turnovers	9	6	30	34
Paint	20	28	34	64
Second Chance	8	14	30	64
Fast Breaks	7	2		
Bench	7	16		

Points from	Nevada		GTE	
	1st	2nd	1st	2nd
Turnovers	9	6	30	34
Paint	20	28	34	64
Second Chance	8	14	30	64
Fast Breaks	7	2		
Bench	7	16		

Points from	Nevada		GTE	
	1st	2nd	1st	2nd

2023-24 BOX SCORES



Official Basketball Box Score - Final
Boise St. at Nevada
 01/12/24 Lawlor Events Center, Reno
 2023-24 Men's Basketball

Game Time: 7:30 PM
 Game Duration: 2:38
 Attendance: 10,191

Officials: Verne Harrison, Jeffrey Anderson, Michael Irving

Boise St. - 64													Record: 12-4 (3-0)																		
NO.	Name	Min	FG	3P	FT	Rebounds	Fouls	TP	AS	TO	ST	Blocks	+/-																		
			M/A	M/A	M/A	OR	DR	PF	FD			BS	BA	+/-																	
1	O'Mar Stanley	F	31:33	1-8	0-1	6-6	2	7	9	3	4	8	0	3	0	2	9														
2	Tyson Degenhart	F	36:17	6-9	1-3	7-8	3	6	9	2	6	20	4	2	2	0	1	8													
0	Roddie Anderson III	G	34:28	5-11	1-6	1-2	0	2	2	3	2	12	4	2	2	0	1	4													
11	Chibuzo Agbo	G	33:40	5-9	2-5	0-0	4	5	9	4	1	12	1	2	0	0	0	13													
12	Max Rice	G	33:29	3-8	1-4	3-4	1	7	8	4	4	10	1	3	0	0	1	11													
13	Andrew Meadow	G	13:15	1-4	0-3	0-0	0	1	1	3	0	2	0	1	0	0	0	8													
32	Cam Martin	G	12:10	0-1	0-0	0-0	0	3	3	2	1	0	2	3	0	0	0	-1													
15	Jace Whiting	G	05:08	0-1	0-0	0-0	0	0	0	0	0	0	0	1	0	0	0	4													
Team						1	1	2	0	0	0	0	1	1	0	0	0	1													
Totals			21:51	5:22	17:20	11	32	43	21	18	64	12	18	4	0	5	8														

Technical Fouls: NONE

Nevada - 56													Record: 15-2 (2-1)																		
NO.	Name	Min	FG	3P	FT	Rebounds	Fouls	TP	AS	TO	ST	Blocks	+/-																		
			M/A	M/A	M/A	OR	DR	PF	FD			BS	BA	+/-																	
4	Tre Coleman	F	34:58	3-3	0-0	2-3	0	6	6	1	2	8	3	2	3	0	0	-5													
11	Nick Davidson	F	32:25	3-8	1-4	5-5	0	5	4	6	12	2	1	1	0	0	0	0													
42	K.J. Hymes	F	17:55	1-2	0-0	2-2	0	4	4	1	2	0	1	2	3	0	-14														
2	Jarod Lucas	G	35:20	5-14	1-6	3-4	1	1	4	2	14	4	1	1	0	0	-4														
13	Kenan Blackshear	G	35:13	5-16	0-0	5-8	1	2	3	5	15	3	3	2	1	0	0	0													
20	Daniel Foster	G	21:50	0-1	0-0	0-0	1	3	4	1	2	0	0	1	1	1	0	-4													
0	Hunter McIntosh	G	13:07	0-1	0-0	0-0	0	0	0	1	0	0	0	0	0	0	0	-7													
33	Tyler Pope	G	01:39	0-1	0-0	0-0	0	0	0	1	0	0	0	0	0	0	0	-3													
3	Tyler Rolison	G	07:35	1-4	1-2	0-0	0	1	1	0	3	0	1	0	0	0	-3														
Team						0	0	0	0	0	0	0	0	0	0	0	0	0													
Totals			18:50	3:12	17:22	2	22	24	18	21	56	12	11	10	5	0	-8														

Technical Fouls: NONE

BOI		NEV		Points from		BOI		NEV		Period by Period Scoring		
Biggest lead	10 (2 nd 12:41)	5 (1 st 13:56)	Turnovers	16	23	1st	30	2nd	34	TOT	64	
Best Scoring Run	8 (1 st 0:53)	7 (1 st 13:56)	Paint	24	20	NEV	27	29 <td>56</td>	56			
Lead Changes	8		Second Chance	12	2							
Times Tied	6		Fast Breaks	7	9							
Time with Lead	25:58	07:59	Bench	2	3							



Official Basketball Box Score - Final
Nevada at San Diego St.
 01/17/24 Steve Fisher Court at Viejas Arena, San Diego
 2023-24 Men's Basketball

Game Time: 8:05 PM
 Game Duration: 2:54
 Attendance: 12,414

Officials: Gregory Nixon, Paul Szec, Deron White

Nevada - 59													Record: 15-3 (2-2)																		
NO.	Name	Min	FG	3P	FT	Rebounds	Fouls	TP	AS	TO	ST	Blocks	+/-																		
			M/A	M/A	M/A	OR	DR	PF	FD			BS	BA	+/-																	
4	Tre Coleman	F	32:25	6-10	4-7	0-2	1	3	4	1	2	16	0	1	1	1	0	-8													
11	Nick Davidson	F	24:31	1-4	0-2	0-0	0	2	2	3	2	2	1	1	0	0	0	-5													
42	K.J. Hymes	F	14:56	3-3	0-0	2-6	2	1	3	5	3	8	0	1	0	0	0	-7													
2	Jarod Lucas	G	33:03	3-10	1-6	2-2	2	2	4	4	2	9	0	1	2	0	0	-6													
13	Kenan Blackshear	G	31:57	6-12	0-1	2-5	1	4	5	4	4	14	7	3	3	0	2	-8													
20	Daniel Foster	G	23:11	1-3	1-3	0-0	0	3	3	4	1	3	2	1	1	1	0	-7													
0	Hunter McIntosh	G	20:25	0-2	0-1	1-2	0	1	1	2	2	1	1	2	0	0	0	-7													
23	Jazz Gardner	G	11:27	2-3	0-1	0-0	0	2	2	0	2	0	1	4	0	1	0	-6													
33	Tyler Pope	G	01:53	0-0	0-0	0-0	0	0	0	0	0	0	0	0	0	0	0	-1													
3	Tyler Rolison	G	06:12	1-4	0-2	0-0	0	0	0	0	0	0	0	2	1	1	0	-5													
Team						1	0	1	0	0	0	0	0	2	0	2	0	0													
Totals			23:51	6:23	7:17	7	18	25	25	17	59	11	14	8	3	3	-12														

Technical Fouls: NONE

San Diego St. - 71													Record: 15-3 (4-1)																		
NO.	Name	Min	FG	3P	FT	Rebounds	Fouls	TP	AS	TO	ST	Blocks	+/-																		
			M/A	M/A	M/A	OR	DR	PF	FD			BS	BA	+/-																	
3	Micah Parrish	F	26:28	2-8	1-5	3-4	2	1	3	3	2	8	2	1	2	0	1	4													
13	Jaedon LaDee	F	37:01	7-9	0-0	8-12	5	7	12	2	7	22	0	5	3	1	0	9													
25	Elijah Saunders	F	21:52	1-5	0-2	0-0	2	0	2	2	1	2	0	0	0	0	0	-2													
5	Lamont Butler	G	34:48	4-9	0-2	2-6	1	3	4	3	7	10	3	0	2	0	0	16													
14	Reese Waters	G	33:20	3-10	2-6	6-8	3	4	7	3	6	14	1	0	0	0	0	17													
4	Jay Pal	G	20:43	3-5	1-2	1-2	3	7	10	2	1	8	0	3	0	0	1	13													
40	Miles Heide	G	05:31	0-0	0-0	0-0	0	0	0	1	0	0	0	0	0	0	0	6													
21	Miles Byrd	G	20:17	2-7	1-4	2-2	1	2	3	1	1	7	0	3	1	2	1	-3													
Team						3	0	3	0	0	0	0	0	0	0	0	0	0													
Totals			22:53	5:21	22:34	20	24	44	17	25	71	6	12	8	3	3	12														

Technical Fouls: NONE

NEV		SDSU		Points from		NEV		SDSU		Period by Period Scoring		
Biggest lead	2 (1 st 19:38)	16 (1 st 0:42)	Turnovers	16	19	1st	28	2nd	15	TOT	43	
Best Scoring Run	3 (2 nd 11:03)	10 (1 st 14:19)	Paint	28	30	NEV	27	35 <td>59</td>	59			
Lead Changes	1		Second Chance	15	18							
Times Tied	2		Fast Breaks	2	15							
Time with Lead	01:57	36:22	Bench	10	15							



Official Basketball Box Score - Final
Nevada at Wyoming
 01/20/24 Arena Auditorium, Laramie, Wyo.
 2023-24 Men's Basketball

Game Time: 5:30 PM
 Game Duration: 2:09
 Attendance: 4,136

Officials: Randy Richardson, Lewis Garrison, Ray Ames

Nevada - 93													Record: 15-4 (2-3)																		
NO.	Name	Min	FG	3P	FT	Rebounds	Fouls	TP	AS	TO	ST	Blocks	+/-																		
			M/A	M/A	M/A	OR	DR	PF	FD			BS	BA	+/-																	
4	Tre Coleman	F	34:57	8-14	4-8	3-3	2	3	5	1	3	23	4	4	4	1	0	-7													
11	Nick Davidson	F	27:59	7-12	2-4	3-6	2	3	5	4	5	19	0	0	0	2	1	11													
42	K.J. Hymes	F	09:22	3-4	0-0	1-3	3	3	6	5	4	7	0	1	0	2	1	-1													
2	Jarod Lucas	G	34:08	7-13	3-5	3-4	0	0	1	3	20	0	0	1	0	0	0	0													
13	Kenan Blackshear	G	37:00	3-12	1-4	2-5	1	2	3	3	4	9	8	2	1	0	0	-3													
20	Daniel Foster	G	16:23	1-3	0-2	0-0	2	3	5	1	2	3	1	0	1	0	0	0													
23	Jazz Gardner	G	04:20	0-0	0-0	0-0	1	0	1	1	0	0	0	0	0	0	0	-6													
0	Hunter McIntosh	G	09:48	0-1	0-1	0-0	0	1	1	3	0	0	1	0	0	0	0	-1													
3	Tyler Rolison	G	11:51	2-5	1-3	0-0	1	0	1	3	0	5	2	0	1	0	0	-10													
33	Tyler Pope	G	11:19	4-5	0-1	0-1	2	1	3	1	1	8	0	0	1	1	0	-6													
12	Jeriah Coleman	G	02:54	0-0	0-0	0-0	1	0	1	0	0	0	0	0	0	0	0	-2													
Team						2	1	3	0	0	0	0	0	0	0	0	0	0													
Totals																															

2023-24 BOX SCORES



Official Basketball Box Score - Final
Nevada at New Mexico
 01/20/24 The PL Altamogues, NM
 2023-24 Men's Basketball

Game Time: 8:00 PM
 Game Duration: 1:55
 Attendance: 15,021

Officials: Tony Padilla, Marques Pettigrew, Gregory Nixon

Nevada - 55													Record: 16-5 (3-4)																	
NO.	Name	Min	FG	3P	FT	Rebounds	Fouls	TP	AS	TO	ST	Blocks	+/-	Shooting By Period																
			M/A	M/A	M/A	OR DR TOT	PF	FD				BS BA		1st	2nd	3rd														
4	Tre Coleman	F 32:50	2-6	1-3	2-2	2 1 3	2	1	7	2	2	1	2	25	1st	FG%	8-25 32.0%													
11	Nick Davidson	F 25:27	3-6	0-1	0-0	1 6 7	2	2	6	0	2	1	0	26	3PT%	3-7 42.9%														
42	K.J. Hymes	F 19:01	2-3	0-0	2-2	5 2 7	2	2	6	1	4	0	2	10	FT%	5-6 83.3%														
2	Jarod Lucas	G 25:23	3-13	2-7	1-2	1 2 3	1	0	9	2	0	0	0	26	2nd	FG%	11-31 35.5%													
13	Kenan Blackshear	G 29:39	3-9	0-0	3-4	1 3 4	1	4	9	1	1	0	0	27	3PT%	1-10 10.0%														
20	Daniel Foster	11:38	1-2	0-0	0-0	1 0 1	3	0	2	1	1	0	0	5	FT%	8-12 66.7%														
0	Hunter McIntosh	19:19	1-7	1-5	2-2	0 0 0	3	2	5	2	1	1	0	13	GM	FG%	19-56 33.9%													
33	Tylan Pope	12:10	2-6	0-0	1-2	1 3 4	1	1	5	0	1	0	1	-6	3PT%	4-17 23.5%														
3	Tyler Rolison	16:11	1-3	0-1	2-3	0 1 1	0	2	4	0	2	0	0	-11	FT%	13-18 72.2%														
5	Amire Robinson	03:48	1-1	0-0	0-0	0 0 0	0	0	0	0	1	0	0	-10	Dead Ball Rebounds: 3, 0															
23	Jazz Gardner	02:26	0-0	0-0	0-0	0 0 0	0	0	0	0	0	0	0	-7																
12	Jeriah Coleman	02:08	0-0	0-0	0-1	0 1 1	0	1	0	0	0	0	0	-4																
Team																														
Totals													19-56	4-17	13-18	12	20	32	15	15	55	9	15	4	4	6	34			

New Mexico - 89													Record: 18-3 (6-2)																	
NO.	Name	Min	FG	3P	FT	Rebounds	Fouls	TP	AS	TO	ST	Blocks	+/-	Shooting By Period																
			M/A	M/A	M/A	OR DR TOT	PF	FD				BS BA		1st	2nd	3rd														
15	JT Toppin	F 21:54	2-3	1-1	0-0	1 4 5	3	0	5	0	0	2	0	26	1st	FG%	15-27 55.6%													
23	Nelly Joseph	F 26:59	6-8	0-0	0-0	2 8 10	2	1	12	1	2	0	2	10	3PT%	3-7 42.9%														
2	Donovan Dent	G 26:23	5-8	0-1	1-2	0 2 2	2	2	11	4	2	0	2	24	FT%	5-7 71.4%														
5	Jamal Mashburn, Jr.	G 30:14	6-9	1-2	1-3	0 3 3	0	3	14	3	1	0	0	29	2nd	FG%	19-31 61.3%													
10	Jaelen House	G 34:18	7-13	4-8	3-3	0 0 0	3	5	21	6	3	6	0	29	3PT%	8-15 53.3%														
22	Mustapha Amzil	21:16	3-7	2-4	3-3	1 1 2	2	3	11	1	1	0	0	11	FT%	5-7 71.4%														
3	Tru Washington	18:54	3-6	1-3	2-2	0 3 3	1	1	9	2	0	3	0	14	GM	FG%	34-58 58.6%													
12	Isaac Mushlia	07:25	0-1	0-0	0-0	0 2 2	0	0	0	0	1	1	0	14	3PT%	11-22 50.0%														
0	Jemar Baker Jr.	05:45	2-2	2-2	0-0	0 0 0	0	0	6	0	0	0	0	9	FT%	10-14 71.4%														
1	Braden Appelhans	02:26	0-1	0-1	0-0	0 2 2	1	0	0	0	0	0	0	7	Dead Ball Rebounds: 2, 0															
21	Sebastian Forsling	02:26	0-0	0-0	0-0	1 1 2	0	0	0	0	0	0	0	7																
Team																														
Totals													34-58	11-22	10-14	6	27	33	16	15	89	18	10	9	6	4	34			

NEV		UNM		Points from Turnovers		NEV		UNM		Period by Period Scoring		
Biggest lead	0 (1st 20:00)	34 (2nd 0:18)	Turnovers	11	25	1st	2nd	TOT	NEV	24	31	55
Best Scoring Run	7 (1st 1:05)	10 (1st 16:39)	Paint	26	30	2nd	30	60	UNM	38	51	89
Lead Changes	0	0	Second Chance	13	10	3rd	24	48				
Times Tied	0	0	Fast Breaks	7	24							
Time with Lead	00:00	39:10	Bench	18	26							



Official Basketball Box Score - Final
San Jose St. at Nevada
 02/02/24 Lawler Events Center, Reno
 2023-24 Men's Basketball

Game Time: 8:00 PM
 Game Duration: 1:55
 Attendance: 8,512

Officials: Verne Harris, Kip Kassing, Michael Irving

San Jose St. - 60													Record: 8-14 (1-8)																	
NO.	Name	Min	FG	3P	FT	Rebounds	Fouls	TP	AS	TO	ST	Blocks	+/-	Shooting By Period																
			M/A	M/A	M/A	OR DR TOT	PF	FD				BS BA		1st	2nd	3rd														
5	Tibet Gorener	F 17:11	2-10	1-6	0-0	2 1 3	2	1	5	0	1	0	0	-23	1st	FG%	10-27 37.0%													
15	Trey Anderson	F 22:21	4-11	2-6	1-1	0 0 0	3	1	11	2	0	0	1	-13	3PT%	3-12 25.0%														
4	Adrame Diongue	C 12:45	1-3	0-0	0-0	2 4 6	4	1	2	1	1	0	0	-11	FT%	1-2 50%														
0	Myron Arney Jr.	G 24:58	4-10	1-7	1-2	0 5 5	1	2	10	4	4	0	0	-33	2nd	FG%	14-33 42.4%													
13	Alvaro Cardenas	G 30:49	5-9	3-4	1-2	1 3 2	4	1	4	3	1	1	0	-26	3PT%	5-16 31.3%														
23	Diogo Seixas	11:29	0-1	0-1	0-0	1 1 2	0	0	1	2	0	0	0	-18	FT%	3-7 42.9%														
1	Garrett Anderson	14:15	0-3	0-1	0-0	0 1 1	3	0	0	0	0	0	0	-15	GM	FG%	24-60 40.0%													
20	Christian Wise	21:27	2-2	0-0	0-0	2 4 6	4	0	4	0	1	1	2	-12	3PT%	8-28 28.6%														
6	Latrell Davis	19:06	4-6	1-1	1-4	0 1 1	0	3	10	1	0	0	0	-2	FT%	4-9 44.4%														
21	Rickey Mitchell Jr.	13:51	2-4	0-2	0-0	1 1 2	3	0	4	0	0	0	0	-3	Dead Ball Rebounds: 3, 0															
2	William Humer	08:49	0-1	0-0	0-0	1 0 1	0	1	0	1	1	0	0	7																
24	Bennett Blackerby	02:59	0-0	0-0	0-0	0 0 0	0	0	0	0	0	0	0	-1																
Team																														
Totals													24-60	8-28	4-9	11	20	31	24	13	60	12	10	3	3	2	-30			

Nevada - 90													Record: 17-5 (4-4)																	
NO.	Name	Min	FG	3P	FT	Rebounds	Fouls	TP	AS	TO	ST	Blocks	+/-	Shooting By Period																
			M/A	M/A	M/A	OR DR TOT	PF	FD				BS BA		1st	2nd	3rd														
4	Tre Coleman	F 26:45	1-7	1-5	0-0	1 4 5	1	0	3	3	0	2	1	0	36	1st	FG%	14-30 46.7%												
11	Nick Davidson	F 26:10	8-12	3-5	3-5	7 4 11	0	5	22	3	1	0	0	32	3PT%	7-13 53.8%														
2	Jarod Lucas	G 28:07	8-15	3-5	1-1	0 4 4	1	1	20	3	1	1	0	38	FT%	14-21 66.7%														
13	Kenan Blackshear	G 17:07	4-5	1-1	1-4	0 1 1	4	3	10	6	1	1	0	21	2nd	FG%	15-30 50.0%													
20	Daniel Foster	21:46	1-4	0-2	2-2	1 2 3	1	1	4	1	0	1	0	5	3PT%	4-10 40.0%														
0	Hunter McIntosh	15:09	0-2	0-1	1-2	1 3 4	0	1	5	0	0	0	1	-5	GM	FG%	29-60 48.3%													
33	Tylan Pope	14:22	4-4	1-1	1-3	1 2 3	3	3	10	1	1	0	0	9	3PT%	11-23 47.8%														
3	Tyler Rolison	18:03	2-6	2-3	6-8	0 2 2	3	4	12	0	0	1	0	2	FT%	21-33 63.6%														
5	Amire Robinson	06:50	0-0	0-0	0-0	0 1 1	0	0	0	0	0	0	0	-8	Dead Ball Rebounds: 5, 0															
23	Jazz Gardner	04:56	0-4	0-0	3-3	0 0 0	2	3	0	0	0	0	0	-3																
12	Jeriah Coleman	02:08	1-1	0-0	0-0	0 0 0	0	0	2	0	0	0	0	3																
Team																														
Totals													29-60	11-23	21-33	18	27	45	13	24	90	23	5	7	2	3	30			

SJSU		NEV		Points from Turnovers		SJSU		NEV		Period by Period Scoring		
Biggest lead	1 (1st 18:09)	43 (2nd 15:58)	Turnovers	6	13	1st	2nd	TOT	SJSU	24	36	60
Best Scoring Run	6 (2nd 6:40)	18 (2nd 15:58)	Paint	24	30	2nd	30	60	NEV	49	41	90
Lead Changes	2	1	Second Chance	5	21							
Times Tied	1	7	Fast Breaks	6	7							
Time with Lead	00:19	38:34	Bench	18	32							



Official Basketball Box Score - Final
Nevada at #22 Utah State
 02/06/24 Dee Glen Smith Spectrum, Logan, Utah
 2023-24 Men's Basketball

Game Time: 7:00 PM
 Game Duration: 1:58
 Attendance: 8,880

Officials: Kevin Brill, Ryan Holmes, Scott Brown

Nevada - 77													Record: 18-5 (5-4)				
NO.	Name	Min	FG	3P	FT	Rebounds	Fouls	TP	AS	TO	ST	Blocks	+/-	Shooting By Period			
			M/A	M/A	M/A	OR DR TOT	PF	FD				BS BA		1st	2nd	3rd	
4	Tre Coleman	F 30:40	3-5	1-1	1-1	1 3 4	2	2	8	2	0	2	1	9	1st	FG%	16-29 55.2%
11	Nick Davidson	F 35:11	10-14	3-5	2-3	0 10 10	1	4	25	1	3	2	0	10	3PT%	2-5 40.0%	
42	K.J. Hymes	F 11:08	2-2	0-0	1-3	0 2 2	4	2	5	0	2	0	0	1	FT%	2-2 100%	
2	Jarod Lucas	G 34:19	2-6	0-2	5-6	0 1 1	2	4	9	4	1	1	0	9	2nd	FG%	11-22 50.0%
13	Kenan Blackshear	G 28:05	7-17	2-4	0-0	3 3 6	5	3	18	4	2	2	0	22	3PT%	2-5 40.0%	
20	Daniel Foster	25:52	1-2	0-0	5-5	0 2 2	1	3	7	1	1	0	1	5	FT%	17-23 73.9%	
0	Hunter McIntosh	17:58															