

2016 AZTEC SOFTBALL



Asst. Athletic Director - Media Relations (Softball Contact): Jamie McConeghy | jmcconeg@mail.sdsu.edu | C: (607) 435-5577 | O: (619) 594-4348 | @McConeghySDSU

2016 SCHEDULE (28-21, 10-11 MW)

DATE	OPPONENT	TIME/RESULT
Feb. 12	~ vs. Canisius	W, 14-2 (5 inn.)
	~ at Cal State Fullerton	L, 4-8
Feb. 13	~ vs. UTSA	L, 2-3
	~ vs. Weber State	W, 2-1
Feb. 14	~ vs. UTSA	W, 2-0
Feb. 18	! No. 18/19 Kentucky	L, 1-5
Feb. 19	! South Dakota	W, 2-1
	! Texas Tech	W, 13-3 (5 inn.)
Feb. 20	! No. 22/25 California	W, 2-1
Feb. 21	! San Diego	W, 2-1
Feb. 25	@ vs. Oklahoma State	W, 14-12
Feb. 26	@ vs. Bethune-Cookman	W, 10-1 (5 inn.)
Feb. 27	@ vs. (rv/rv) Nebraska	L, 1-3
	@ vs. CSUN	L, 4-5
Feb. 28	@ vs. Stanford	W, 7-4
March 4	# No. 11/9 Texas A&M	W, 10-5
March 5	# Ill.-Chicago	L, 4-6
	# Saint Joseph's	L, 1-3
March 8	Boston Univ.	W, 2-0
March 11	S vs. CSU Bakersfield	W, 2-1
March 12	S vs. No. 8/7 Washington	L, 0-8 (5 inn.)
March 13	S vs. Weber State	L, 4-5
March 16	(rv/rv) Ohio State	L, 3-4
March 17	% Harvard	W, 8-7 (8 inn.)
March 18	% vs. (rv/-) Brigham Young	W, 3-2
March 19	% vs. Princeton	W, 9-3
	% vs. (-/rv) Cal Poly	W, 5-1
March 20	% vs. UC Santa Barbara	W, 6-5
March 24	* at UNLV	W, 6-2
March 25	* at UNLV	L, 2-4
March 26	* at UNLV	L, 2-7
March 29	* Nevada	L, 4-10
	* Nevada	W, 9-1 (6 inn.)
March 30	* Nevada	W, 1-0
April 1	* at No. 25/-- Fresno State	L, 2-9
April 2	* at No. 25/-- Fresno State	L, 3-6
April 3	* at No. 25/-- Fresno State	L, 5-8
April 8	* Colorado State	W, 3-2
April 9	* Colorado State	L, 4-6
April 10	* Colorado State	L, 1-3
April 15	* at San José State	W, 9-6
April 16	* at San José State	L, 2-9
April 17	* at San José State	W, 11-7
April 29	* Utah State	W, 5-4
April 30	* Utah State	L, 0-3
May 1	* Utah State	W, 8-6
May 6	* at New Mexico	W, 23-4 (5 inn.)
May 7	* at New Mexico	W, 2-1
May 8	* at New Mexico	L, 2-3 (10 inn.)
May 12	* Boise State	6 p.m. PT
May 13	* Boise State	6 p.m. PT
May 14	* Boise State	11 a.m. PT

National rankings in parenthesis (USA Today-NFCA/ESPN.com-USA Softball); Canceled games not listed
 ~ Titan Classic (Fullerton, Calif.)
 ! 26th Annual Campbell/Carrier Classic (SDSU Softball Stadium)
 @ Mary Nutter Collegiate Classic (Cathedral City, Calif.)
 # San Diego Classic I (SDSU Softball Stadium)
 S Fresno State Classic (Fresno, Calif.)
 % San Diego Classic II (SDSU Softball Stadium/Santee, Calif.)
 * Mountain West game
 @AztecSoftball | @GoAztecs | www.GoAztecs.com

WEEK 13 - HOME SERIES VS. BOISE STATE - SDSU SOFTBALL STADIUM

BSU (13-36, 5-16 MW) at SDSU (28-21, 10-11 MW)

Thursday: 6 p.m. PT*
 Friday: 6 p.m. PT
 Saturday: 11 a.m. PT*
 *MW Network



SDSU Welcomes Boise State for Final Regular Season Series

The San Diego State softball team plays host to Boise State this weekend in its final regular season series of the season. The Aztecs (28-21, 10-11 MW), who have won each of their past three series, will meet the Broncos (13-36, 5-16 MW) at 6 p.m. PT Thursday, 6 p.m. PT Friday and 11 a.m. PT Saturday with the Thursday and Saturday games slated to be broadcast on the Mountain West Network.

The first 250 fans in attendance to Thursday's game will receive a phone wallet. After Saturday's contest, there will be a special ceremony honoring SDSU's four departing seniors - Stefania Aradillas (Mexico City), Samantha Camello (Temecula, Calif.), Leia Ruiz (Chino, Calif.) and Sam Vlot (Chowchilla, Calif.).

San Diego State is hitting .300 as a team with 23 home runs, 35 stolen bases and 241 runs in 49 games (4.92 runs per game). Sophomore Jenavee Peres (Garden Grove, Calif.) continues to lead the Aztecs in multiple offensive categories, despite missing 22 of the team's 49 games with injuries, including batting average (.451), on-base percentage (.535), slugging percentage (.915) and home runs (9). Sophomore Zaria Meshack (Vallejo, Calif.) is hitting .368 with 30 runs and a team-high 13 stolen bases, while Camello (.355, 30 R, 23 RBI, 13 2B), freshman Molly Sturdivant (Santa Ana, Calif.) (.312, 6 HR, 31 RBI) and junior Sydnee Cable (Huntington Beach, Calif.) (.301, 19 R, 19 RB) are also hitting over .300 for SDSU.

San Diego State has used a balanced pitching staff so far, combining for a 3.79 team ERA from freshman Julie McDonald (Carlsbad, Calif./Carlsbad HS) (2-1, 3.60 ERA, 46.2 IP), junior Erica Romero (Corona, Calif.) (13-8, 3.73 ERA, 133.1 IP), sophomore Alex Formby (Orange, Calif.) (11-10, 3.73 ERA, 107.0 IP) and junior Ashley Ercolano (Poway, Calif./Poway HS) (2-2, 4.38 ERA, 38.1 IP).

WEEKEND INFORMATION

NameBoise State at SDSU | Three-Game Series
 PlaceSDSU Softball Stadium - San Diego, Calif.
 WebcastMWN (Thursday/Saturday) - www.GoAztecs.com
 Live Stats.....www.GoAztecs.com

AZTECS AT A GLANCE (2016 SEASON)

Overall Record: 28-21 (.571) Home Record: 12-8 (.600)
 USA Today/NFCA Rank: NR Away Record: 5-8 (.385)
 ESPN.com/USA Softball Rank: NR Neutral Record: 11-5 (.688)
 NCAA RPI: 58th out of 295 Last 5 Games: 3-2 (.600)
 MW Record: 10-11 (.476) Last 10 Games: 6-4 (.600)
 MW Standing: 4th vs. Top 5: 0-0 (.000)
 Non-MW Record: 18-10 (.643) vs. Top 10: 1-1 (.500)
 vs. '15 NCAA Tourney Teams: 4-8 (.333) vs. Top 25: 2-5 (.286)

CLIMBING THE SDSU CAREER CHARTS

Aztec	Milestone	At	Needs
Sydnee Cable	67 walks (6th all-time at SDSU)	66	1
Alex Formby	5 saves (T-6th all-time at SDSU)	4	1
Jenavee Peres	19 home runs (T-4th all-time at SDSU)	18	1
Erica Romero	56 wins (5th all-time at SDSU)	55	1
	5 saves (T-6th all-time at SDSU)	4	1
	82 gms started (T-8th all-time at SDSU)	81	1
Leia Ruiz	338 assists (T-6th all-time at SDSU)	329	9
	89 runs (T-10th all-time at SDSU)	86	3
	29 SAC bunts (T-10th all-time at SDSU)	28	1
Molly Sturdivant	5 sacrifice flies (T-6th all-time at SDSU)	4	1

ACTIVE SDSU CAREER RECORDS

Aztec	Record	Stat	No. 2
Sydnee Cable (1)	Times Hit By Pitch	25	16

PROJECTED LINEUP (2016 Statistics)

POS.	NO.	NAME	YR.	B-T	HOMETOWN	G/GS	AVG.	HR	RBI	R	2B	3B	OB%	SLG%	SB-ATT	FLD%
SS	3	Samantha Camello	Sr.	R-R	Temecula, Calif.	49/49	.355	1	23	30	13	2	.399	.473	4-5	.942
2B	4	Leia Ruiz	Sr.	L-R	Chino, Calif.	49/49	.297	0	19	26	5	0	.337	.329	3-4	.979
DP	26	Sydnee Cable	Jr.	L-R	Huntington Beach, Calif.	44/40	.301	0	19	19	4	0	.371	.333	0-0	.957
3B	31	Molly Sturdivant	Fr.	R-R	Santa Ana, Calif.	47/45	.312	6	31	23	7	1	.365	.507	0-0	.964
RF	57	Jaylene Ignacio	Jr.	R-R	Oceanside, Calif.	46/46	.275	5	25	22	6	1	.362	.450	2-2	.967
C	28	Frankie Orlando	Jr.	R-R	Roseville, Calif.	43/39	.239	0	14	11	9	0	.280	.316	0-0	.977
1B	1	Sam Vlot	Jr.	R-R	Chowchilla, Calif.	31/23	.250	0	9	11	3	1	.370	.333	1-1	.974
LF	11	Katie Byrd	RS-Fr.	R-R	Santee, Calif.	44/39	.274	2	26	18	5	0	.320	.372	0-1	.976
RF	2	Zaria Meshack	So.	L-R	Vallejo, Calif.	48/43	.368	0	7	30	0	0	.392	.368	13-17	.980

PITCHERS (2016 Statistics)

POS.	NO.	NAME	YR.	HOMETOWN	W-L	G/GS	SV	ERA	IP	K	CG	SHO	K:BB	WHIP	OBA
RHP	16	Erica Romero	Jr.	Corona, Calif.	13-8	37/20	1	3.73	133.1	90	4	1.5	2.90	1.46	.301
RHP	19	Alex Formby	So.	Orange, Calif.	11-10	34/14	4	3.73	107.0	74	2	1.0	1.35	1.62	.281
RHP	10	Julie McDonald	Fr.	Carlsbad, Calif.	2-1	21/8	1	3.60	46.2	18	0	0.5	1.50	1.65	.335
RHP	99	Ashley Ercolano	Jr.	Poway, Calif.	2-2	16/7	0	4.38	38.1	11	0	0.0	0.69	1.75	.315



KATHY VAN WYK

HEAD COACH | 20TH SEASON | CAL ST. FULLERTON, 1983

- As a player, Van Wyk earned All-America honors and won the Broderick Award, given to the best player in the nation, in 1982 after going 35-1 with a 0.18 ERA. The victories remain a school single-season record and .972 winning percentage was an NCAA Division I record until 2001. Her phenomenal season included four no-hitters, six one-hitters, back-to-back perfect games, 26 shutouts and 270 strikeouts.
- Is the school's all-time winningest coach with 683 career victories, including a program-best 44 wins in 2008
- Earned her fifth Mountain West Coach of the Year award in 2014 after leading the Aztecs to a 16-8 mark in league play. She also won the award in 2002, 2006, 2008 and 2013.
- Has led SDSU to 11 NCAA tournament appearances (2001, 2003, 2006, 2008, 2009, 2010, 2011, 2012, 2013, 2014 and 2015)
- Guided San Diego State to its seventh MW regular season title in 2014 with a 16-8 record. The team's other championships came in 2002, 2003, 2006, 2008, 2012 and 2013.
- Coached her sixth and seventh All-Americans in 2013 in Lorena Bauer and Patrice Jackson. Bauer was a first-team Easton All-American, while Jackson garnered second-team honors.
- Has coached 68 all-conference selections, 33 NFCA all-West Region selections, nine MW Pitchers of the Year, eight MW Freshmen of the Year, three MW Players of the Year and 127 conference player/pitcher of the week winners

YEAR	CAREER HEAD COACHING RECORD AT SAN DIEGO STATE			CONFERENCE		
	W	L	Pct	W	L	Pct.
1997	30	30	.500	14	18	.438
1998	24	35	.407	14	17	.452
1999	24	24	.500	16	8	.667
WAC	78	89	.467	44	43	.506
2000	35	27	.565	13	7	.650
*2001	41	25	.621	10	8	.556
^2002	41	22-1	.648	14	4	.778
*^2003	39	21	.650	12	3	.800
2004	37	23	.617	14	6	.700
2005	27	30	.474	4	16	.200
*^2006	34	15	.694	15	3	.833
2007	32	24	.571	8	12	.400
*^2008	44	17	.721	15	5	.750
*2009	33	20	.623	10	5	.667
*2010	34	16	.680	11	4	.733
*2011	34	21	.618	8	5	.615
*^2012	32	24	.577	9	3	.750
*^2013	36	20	.643	13	5	.722
*^2014	40	19	.678	16	8	.667
*2015	38	20	.655	18	6	.750
2016	28	21	.571	10	11	.476
MW	605	365-1	.624	200	111	.643
TOTALS	683	454-1	.601	244	154	.613

* MADE NCAA TOURNAMENT; ^ WON MW REGULAR SEASON TITLE

NUMERICAL ROSTER

NO.	NAME	POS.	HT.	B/T	YR	EXP	HOMETOWN	LAST SCHOOL
00	Aris Metcalfe	OF	5-4	L/R	Fr.	HS	Compton, Calif.	King/Drew Magnet HS
1	Sam Vlot	3B	5-9	R/R	RS-Jr.	SQ	Chowchilla, Calif.	Chowchilla HS
2	Zaria Meshack	OF	5-2	L/R	So.	1L	Vallejo, Calif.	St. Patrick-St. Vincent HS
3	Samantha Camello	SS/2B	5-6	R/R	Sr.	1L	Temecula, Calif.	Texas Tech
4	Leia Ruiz	UTIL	5-4	L/R	Sr.	3L	Chino, Calif.	Chino HS
8	Andi Smith	P	6-0	R/R	Jr.	SQ	Orangeville, Utah	Emery HS
10	Julie McDonald	P	5-10	R/R	Fr.	HS	Carlsbad, Calif.	Carlsbad HS
11	Katie Byrd	UTIL	5-6	R/R	RS-Fr.	RS	Santee, Calif.	West Hills HS
15	Miranda Bielski	C	5-7	R/R	Fr.	HS	Pasadena, Calif.	John Marshall Fundamental HS
16	Erica Romero	P	5-7	R/R	Jr.	2L	Corona, Calif.	Santiago HS
19	Alex Formby	P	6-0	R/R	So.	TR	Orange, Calif.	Virginia
20	Stefania Aradillas	IF	5-4	R/R	Sr.	SQ	Mexico City, Mexico	Mt. SAC
21	Taylor Stewart	1B/UTIL	5-10	L/R	So.	1L	Bellflower, Calif.	Bellflower HS
22	Kiera Wright	UTIL	5-6	L/R	Fr.	HS	Riverside, Calif.	Roosevelt HS
25	Reyna Jamison	2B/UTIL	5-5	R/R	Fr.	HS	Chula Vista, Calif.	Mater Dei Catholic HS
26	Sydnee Cable	1B/OF	5-6	L/L	Jr.	2L	Huntington Beach, Calif.	Marina HS
28	Frankie Orlando	C	5-9	R/R	Jr.	1L	Roseville, Calif.	Woodcreek HS
31	Molly Sturdivant	C/3B	5-6	R/R	Fr.	HS	Santa Ana, Calif.	El Modena HS
43	Jenavee Peres	C	5-5	R/R	So.	1L	Garden Grove, Calif.	Garden Grove HS
57	Jaylene Ignacio	UTIL	5-4	R/R	Jr.	2L	Oceanside, Calif.	El Camino HS
99	Ashley Ercolano	P/DP	5-6	R/R	RS-Jr.	RS	Poway, Calif.	UC Riverside

ALPHABETICAL ROSTER

NO.	NAME	POS.	HT.	B/T	YR	EXP	HOMETOWN	LAST SCHOOL
20	Stefania Aradillas	IF	5-4	R/R	Sr.	SQ	Mexico City, Mexico	Mt. SAC
15	Miranda Bielski	C	5-7	R/R	Fr.	HS	Pasadena, Calif.	John Marshall Fundamental HS
11	Katie Byrd	UTIL	5-6	R/R	RS-Fr.	RS	Santee, Calif.	West Hills HS
26	Sydnee Cable	1B/OF	5-6	L/L	Jr.	2L	Huntington Beach, Calif.	Marina HS
3	Samantha Camello	SS/2B	5-6	R/R	Sr.	1L	Temecula, Calif.	Texas Tech
99	Ashley Ercolano	P/DP	5-6	R/R	RS-Jr.	RS	Poway, Calif.	UC Riverside
19	Alex Formby	P	6-0	R/R	So.	TR	Orange, Calif.	Virginia
57	Jaylene Ignacio	UTIL	5-4	R/R	Jr.	2L	Oceanside, Calif.	El Camino HS
25	Reyna Jamison	2B/UTIL	5-5	R/R	Fr.	HS	Chula Vista, Calif.	Mater Dei Catholic HS
10	Julie McDonald	P	5-10	R/R	Fr.	HS	Carlsbad, Calif.	Carlsbad HS
2	Zaria Meshack	OF	5-2	L/R	So.	1L	Vallejo, Calif.	St. Patrick-St. Vincent HS
00	Aris Metcalfe	OF	5-4	L/R	Fr.	HS	Compton, Calif.	King/Drew Magnet HS
28	Frankie Orlando	C	5-9	R/R	Jr.	1L	Roseville, Calif.	Woodcreek HS
43	Jenavee Peres	C	5-5	R/R	So.	1L	Garden Grove, Calif.	Garden Grove HS
16	Erica Romero	P	5-7	R/R	Jr.	2L	Corona, Calif.	Santiago HS
4	Leia Ruiz	UTIL	5-4	L/R	Sr.	3L	Chino, Calif.	Chino HS
8	Andi Smith	P	6-0	R/R	Jr.	SQ	Orangeville, Utah	Emery HS
21	Taylor Stewart	1B/UTIL	5-10	L/R	So.	1L	Bellflower, Calif.	Bellflower HS
31	Molly Sturdivant	C/3B	5-6	R/R	Fr.	HS	Santa Ana, Calif.	El Modena HS
1	Sam Vlot	3B	5-9	R/R	RS-Jr.	SQ	Chowchilla, Calif.	Chowchilla HS
22	Kiera Wright	UTIL	5-6	L/R	Fr.	HS	Riverside, Calif.	Roosevelt HS

HEAD COACH: Kathy Van Wyk (Cal State Fullerton, 1983), 20th season

ASSOCIATE HEAD COACH: Stacey Nuveman Deniz (UCLA, 2002), eighth season

ASSISTANT COACH: Mia Longfellow (Oregon State, 2007), seventh season

VOLUNTEER COACH: Sam Duran (UCLA, 2015), first season

PRONUNCIATIONS: Stefania Aradillas (Stef-ah-KNEE-ah Air-ah-dee-us), Miranda Bielski (BEEL-skee), Stacey Nuveman Deniz (Deh-neese), Ashley Ercolano (ERCO-lawn-oh), Jaylene Ignacio (Jay-LEEN Igg-nah-SEE-ah), Reyna Jamison (RAY-nah JAME-uh-sin), Mia Longfellow (Mee-ah), Zaria Meshack (ZAR-ee-ah MEE-shack), Aris Metcalfe (AIR-iss), Jenavee Peres (JENNA-vee Perez), Leia Ruiz (LEE-ah), Andi Smith (An-DEE), Kathy Van Wyk (van WIKE), Kiera Wright (KEY-air-uh)

2016 MOUNTAIN WEST SOFTBALL STANDINGS (as of May 9)

Team	MW						Overall							
	W	L	Pct.	GB	H	A	W	L-T	Pct.	H	A	N	Streak	Last 10
Fresno State	20	0	1.000	--	9-0	11-0	39	9-1	.806	15-1	12-1	12-7-1	Won 21	10-0
San José State	14	7	.667	6.5	4-5	10-2	25	24	.510	6-5	10-4	9-15	Won 3	6-4
Utah State	11	10	.524	9.5	6-3	5-7	25	23	.521	10-5	6-10	9-8	Lost 1	6-4
San Diego State	10	11	.476	10.5	5-4	5-7	28	21	.571	12-8	5-8	11-5	Lost 1	6-4
Nevada	8	9	.471	10.5	5-6	3-3	30	14	.682	9-7	8-5	13-2	Lost 4	4-6
New Mexico	8	12	.400	12.0	3-9	5-3	23	24	.489	6-10	8-5	9-9	Won 1	3-7
Colorado State	8	12	.400	12.0	2-6	6-6	22	24	.478	6-7	7-7	9-10	Won 3	4-6
UNLV	7	14	.333	13.5	3-9	4-5	23	29	.442	16-17	4-7	3-5	Lost 5	4-6
Boise State	5	16	.238	15.5	3-9	2-7	13	36	.265	5-10	4-11	4-15	Lost 3	2-8

Aztec Softball to Have 25 Games Broadcast on Mountain West Network

The San Diego State softball team will have 25 games on the Mountain West Network this season.

The network, which is broadcast live on the Internet, started during the 2013 football season and gives all Mountain West sports the ability to broadcast all sports across all the 11 MW institutions. For videos and more information, visit the site at <http://www.themw.com/#/videos>.

The Aztec softball games that are scheduled for the Mountain West Network this season are Kentucky on Feb. 18 (6 p.m. PT), San Diego on Feb. 21 (2 p.m. PT), Texas A&M on March 4 (7 p.m. PT), CSU Bakersfield (9:30 a.m. PT) and Weber State (noon PT) on March 11, Washington on March 12 (12:30 p.m. PT), CSU Bakersfield on March 13 (11:30 a.m. PT), Ohio State on March 16 (6 p.m. PT), Harvard on March 17 (6 p.m. PT), Nevada on March 29 (4 p.m. PT and 6 p.m. PT) and March 30 (noon PT), Fresno State on April 1 (6 p.m. PT), April 2 (6 p.m. PT) and April 3 (noon PT), Colorado State on April 9 (6 p.m. PT) and April 10 (noon PT), San José State on April 15 (noon PT) and April 16 (noon PT), Utah State on April 29 (6 p.m. PT), New Mexico on May 6 (6 p.m. MT), May 7 (1 p.m. MT) and May 8 (noon MT), and Boise State on May 12 (6 p.m. PT) and May 14 (noon PT).

Similar to live stats, the Mountain West Network can be found by clicking under "softball" and then "schedule" on GoAztecs.com, and scroll down to the selected game and click the stats or TV link.

Scouting Boise State

Boise State heads into the weekend with a 13-36 overall record, including a 5-16 mark in Mountain West play.

The Broncos are hitting .286 as a team with 46 home runs and 237 runs in 49 games (4.84 runs per game). Teana Hughes leads the team with a .363 average to go along with 10 homers, 42 RBIs and 29 runs, while Rebekah Cervantes is right behind with a .360 average, 12 home runs, 35 RBIs and 34 runs. Morgan Lamb, meanwhile, is batting .337 and Izzy Serrano is hitting .318.

BSU's pitching staff has posted a 7.11 ERA with Nicole Wilson leading the way with a 6-10 record and a 5.89 ERA

Samantha Camello Named to the 2016 Academic All-District 8 Team

San Diego State senior Samantha Camello (Temecula, Calif.) has been named to the 2016 Softball Academic All-District Team, the College Sports Information of America (CoSIDA) announced on May 5. Camello earned first-team District 8 honors.

The Academic All-District teams are divided into eight geographic districts across the United States and Canada, and recognize the nation's top student-athletes for their combined performances athletically and in the classroom. First-team Academic All-District honorees advance to the Capital One Academic All-American Team ballot, where first-, second- and third-team All-America honorees will be selected later this month.

Camello, a psychology major with a 3.98 GPA, is one of only two softball players from the Mountain West to be on any All-District team. Camello's 3.98 GPA is the highest of the entire Division I District 8 first team. One of two Aztecs to play in every game this season, she is batting .355 with 30 runs, 13 doubles and 23 RBIs. The shortstop leads SDSU in at-bats (169), runs (30, tied), hits (60), doubles (13) and triples (2).

Camello is the first San Diego State player to earn Academic All-District honors since Hayley Miles was a first-team pick in 2012 and just the fourth since 2006.

SDSU and the RPI

The San Diego State softball team is ranked 58th out of 295 teams in the seventh edition of the Ratings Percentage Index (RPI), released May 8 by the NCAA. The Aztecs were 55th in the initial RPI on March 21, 59th on March 28, 61st on April 4, 60th on April 11, 55th on April 18, 56th on May 1 and 58th on May 8.

Below are the final RPI marks from the past eight years, where SDSU made the NCAA tournament in each season:

Year	Final/Current RPI	Final/Current Record	NCAA Tournament Bid
2016	58th	28-21 (.571)	???
2015	38th	38-20 (.655)	At-large bid
2014	43rd	40-19 (.678)	Automatic bid (won MW regular season title)
2013	48th	36-20 (.643)	Automatic bid (won MW regular season title)
2012	41st	32-24 (.577)	Automatic bid (won MW regular season title)
2011	41st	34-21 (.618)	At-large bid
2010	28th	34-16 (.680)	At-large bid
2009	53rd	33-20 (.623)	At-large bid
2008	26th	44-17 (.721)	Automatic bid (won MW regular season title)

The RPI is a mathematical calculation used to help determine each team's success, using a calculated strength of schedule and win-loss percentage. When determining the RPI for each team, 25 percent is based on winning percentage, 50 percent on opponents winning percentage and 25 percent on opponents' opponents' winning percentage. Although the NCAA publishes this basic formula, it does not release its bonus and penalty calculations that may sway the rankings a few spots either way.

According to the RPI, San Diego State is 1-5 against teams from the current top 25, 4-8 vs. the top 50, 9-11 vs. the top 100 and 19-10 against teams 101 and higher.

Fresno State's No. 18 leads the Mountain West, followed by the Aztecs (58), San José State (69), Nevada (104), Colorado State (117), New Mexico (128), UNLV (164), Utah State (168) and Boise State (220).

Aztecs Win San Diego Classic II

By going 5-0 at the San Diego Classic II, San Diego State claimed the San Diego Classic II crown.

Out of the 16 teams in the tournament (39 games overall), the Aztecs were the only team with an unblemished record.

SDSU defeated Harvard, 8-7, in eight innings at SDSU Softball Stadium, before heading over to Santee for wins against Brigham Young (3-2) on March 18, Princeton (9-3) and Cal Poly (5-1) on March 19 and UC Santa Barbara (6-5) on March 20.

What might be even more impressive is that San Diego State was trailing in four of those five games, only leading Cal Poly wire-to-wire.

SAN DIEGO STATE BY THE NUMBERS (2016)

Overall	28-21	Lost 1
Mountain West	10-11	Lost 1
Non-Conference	18-10	Won 5
Home	12-8	Won 1
Away	5-8	Lost 1
Neutral	11-5	Won 4
Day	13-9	Lost 1
Night (After 4:30 p.m.)	15-12	Won 1
Last five games	3-2	Lost 1
Last 10 games	6-4	Lost 1
vs. top 5 teams	0-0	Lost 15
vs. top 10 teams	1-1	Lost 1
vs. top 25 teams	2-5	Lost 4
vs. 2015 NCAA tournament teams	4-8	Lost 3
vs. 2015 Women's College World Series teams	0-0	N/A
Playing as the visiting team	9-13	Lost 1
Playing as the home team	19-8	Won 1
vs. California in-state opponents	8-6	Won 1
vs. Out-of-state opponents	20-15	Lost 1
February	10-5	Won 1
March	11-8	Won 2
April	4-7	Lost 1
May	3-1	Lost 1
Monday	0-0	Won 1
Tuesday	2-1	Won 1
Wednesday	1-1	Won 1
Thursday	3-1	Won 3
Friday	11-4	Won 3
Saturday	5-11	Won 1
Sunday	6-3	Lost 1
vs. left-handed starter	7-4	Lost 1
vs. right-handed starter	21-17	Won 2
In doubleheader games	7-7	Lost 1
In first game of doubleheader	3-4	Won 1
In second game of doubleheader	4-3	Lost 1
In multiple game days	8-8	Lost 1
In single game days	20-13	Lost 1
In shutouts	3-2	Lost 1
In one-run games	12-5	Lost 1
In two-run games	4-6	Won 1
In 5+run games	7-5	Won 1
In run-rule games	5-1	Won 2
In extra innings	1-1	Lost
In games decided by international tiebreaker	1-0	Won 6
Scoring one run	1-4	Lost 1
Scoring two or more runs	27-15	Lost 1
Scoring three or more runs	20-9	Won 5
Scoring four or more runs	17-7	Won 5
Scoring five or more runs	17-1	Won 5
Scoring six or more runs	15-0	Won 19
Scoring seven or more runs	13-0	Won 18
Scoring eight or more runs	12-0	Won 17
Scoring nine or more runs	10-0	Won 14
Scoring 10 or more runs	7-0	Won 36
Opponent scores one run	9-0	Won 14
Opponent scores two or less runs	16-0	Won 37
Opponent scores three or less runs	18-6	Lost 1
Opponent scores four or less runs	25-10	Lost 1
Opponent scores five or less runs	27-12	Lost 1
Opponent scores six or less runs	25-14	Lost 1
Opponent scores seven or less runs	27-15	Lost 1
Scoring in first inning	11-7	Won 2
Opponent scores in first inning	8-11	Won 2
Scoring first	18-8	Lost 1
Opponent scores first	10-13	Won 2
Leading after five innings	14-0	Won 19
Trailing after five innings	4-16	Won 1
Tied after five innings	6-4	Lost 3
When leading at any point in the game	27-10	Lost 1
When trailing at any point in the game	14-20	Won 2
Errorless	14-7	Lost 1
Commits one or more error	14-14	Lost 1
Commits two or more errors	3-6	Lost 2
Outhits opponent	14-5	Won 3
Outhit by opponent	10-13	Lost 1
Hits are tied	4-3	Won 2

AZTEC STARTS**2016 STARTS (49)***(Team's record in parenthesis)*

49: Samantha Camello (28-21), Leia Ruiz (28-21)
 46: Jaylene Ignacio (27-19)
 45: Molly Sturdivant (26-19)
 43: Zaria Meshack (25-18)
 40: Sydnee Cable (22-18)
 39: Frankie Orlando (22-17), Katie Byrd (21-18)
 25: Jenavee Peres (15-10)
 23: Taylor Stewart (12-11), Sam Vlot (11-12)
 20: Erica Romero (14-6)
 15: Alex Formby (5-10)
 10: Julie McDonald (8-2), Ashley Ercolano (6-4)
 9: Stefania Aradillas (6-3)
 5: Kiera Wright (5-0)

CONSECUTIVE STARTS*(Team's record in parenthesis)*

91: Samantha Camello (56-35)
 84: Leia Ruiz (51-33)
 35: Zaria Meshack (19-16)
 32: Molly Sturdivant (17-15)
 28: Sydnee Cable (15-13), Frankie Orlando (15-13)
 9: Jaylene Ignacio (6-3)
 6: Katie Byrd (4-2)
 5: Sam Vlot (3-2)
 1: Erica Romero (0-1)

STARTS BY POSITION (49)*(Team's record in parenthesis)*

P: Erica Romero - 20 (14-6), Alex Formby - 14 (4-10), Julie McDonald - 8 (7-1), Ashley Ercolano - 7 (3-4)
 C: Frankie Orlando - 29 (14-15), Jenavee Peres - 16 (11-5), Molly Sturdivant - 4 (3-1)
 1B: Sydnee Cable - 28 (16-12), Sam Vlot - 15 (6-9), Taylor Stewart - 6 (6-0)
 2B: Leia Ruiz - 49 (28-21)
 SS: Samantha Camello - 49 (28-21)
 3B: Molly Sturdivant - 41 (23-18), Sam Vlot - 8 (5-3)
 LF: Katie Byrd - 34 (18-16), Jaylene Ignacio - 8 (8-0), Jenavee Peres - 3 (1-2), Frankie Orlando - 2 (1-1), Stefania Aradillas - 1 (0-1), Zaria Meshack - 1 (0-1)
 CF: Jaylene Ignacio - 25 (14-11), Zaria Meshack - 19 (9-10), Kiera Wright - 5 (5-0)
 RF: Zaria Meshack - 22 (15-7), Jaylene Ignacio - 13 (5-8), Stefania Aradillas - 6 (4-2), Katie Byrd - 4 (1-3), Jenavee Peres - 3 (2-1), Frankie Orlando - 1 (1-0)
 DP: Taylor Stewart - 17 (6-11), Sydnee Cable - 12 (6-6), Frankie Orlando - 7 (6-1), Ashley Ercolano - 3 (3-0), Jenavee Peres - 3 (1-2), Stefania Aradillas - 2 (2-0), Julie McDonald - 2 (1-1), Katie Byrd - 1 (1-0), Alex Formby - 1 (1-0), Zaria Meshack - 1 (1-0)

STARTS BY BATTING ORDER (49)*(Team's record in parenthesis)*

1st: Samantha Camello - 35 (20-15), Zaria Meshack - 13 (8-5), Jaylene Ignacio - 1 (0-1)
 2nd: Leia Ruiz - 46 (27-19), Samantha Camello - 2 (0-2), Zaria Meshack - 1 (1-0)
 3rd: Sydnee Cable - 21 (10-11), Jenavee Peres - 16 (10-6), Samantha Camello - 12 (8-4)
 4th: Molly Sturdivant - 24 (12-12), Jenavee Peres - 9 (5-4), Katie Byrd - 8 (5-3), Taylor Stewart - 5 (3-2), Jaylene Ignacio - 3 (3-0)
 5th: Frankie Orlando - 12 (8-4), Jaylene Ignacio - 10 (5-5), Molly Sturdivant - 8 (6-2), Taylor Stewart - 6 (4-2), Sydnee Cable - 6 (3-3), Katie Byrd - 5 (2-3), Sam Vlot - 2 (0-2)
 6th: Frankie Orlando - 20 (10-10), Taylor Stewart - 8 (3-5), Molly Sturdivant - 6 (4-2), Ashley Ercolano - 5 (4-1), Katie Byrd - 4 (2-2), Sydnee Cable - 3 (3-0), Jaylene Ignacio - 3 (2-1)
 7th: Sam Vlot - 12 (5-7), Stefania Aradillas - 7 (5-2), Molly Sturdivant - 7 (4-3), Sydnee Cable - 6 (5-1), Katie Byrd - 6 (3-3), Frankie Orlando - 5 (3-2), Taylor Stewart - 4 (2-2), Ashley Ercolano - 1 (1-0), Jaylene Ignacio - 1 (0-1)
 8th: Katie Byrd - 16 (8-8), Jaylene Ignacio - 13 (9-4), Sam Vlot - 8 (6-2), Sydnee Cable - 4 (1-3), Leia Ruiz - 3 (1-2), Stefania Aradillas - 2 (1-1), Frankie Orlando - 2 (1-1), Ashley Ercolano - 1 (1-0)
 9th: Zaria Meshack - 28 (15-13), Jaylene Ignacio - 15 (8-7), Kiera Wright - 5 (5-0), Sam Vlot - 1 (0-1)

SDSU Excels in Lid-Lifters

San Diego State has excelled in season-opening games since Kathy Van Wyk took over the reigns of the program in 1997.

With a 14-2 win over Canisius on Feb. 12, the Aztecs have won four straight season-opening games, 15 of their last 16 season-openers and 18 of the 20 lid-lifters in head coach Kathy Van Wyk's 20-year tenure.

SDSU's only blemishes in the past 20 season-openers under Van Wyk came in 2012 (lost to Texas Tech, 5-4) and in 2000 (lost to Illinois-Chicago, 5-3).

Over the 20 years under Van Wyk, San Diego State has outscored its opponent, 115-46, or 5.75-2.30 per game in lid-lifters.

Since records were first kept in 1980, the Aztecs are 27-10 (.730) in their opening games.

SDSU's 14 runs against Canisius matched a program record for most runs in a season-opening game.

San Diego State Softball Picked Second in MW Preseason Poll

San Diego State, which has won a league-record seven Mountain West regular-season championships, has been picked to finish second in a preseason poll voted on by the league's nine head coaches, the conference announced on Feb. 9.

The Aztecs garnered 57 points, including one first-place vote, seven behind Fresno State's 64 points and eight first-place votes.

San José State was picked third with 49 points, while New Mexico (34) and UNLV (31) rounded out the top five. Utah State was predicted to come in sixth with 28 points followed by Colorado State (27), Nevada (26) and Boise State (8).

SDSU has won three of the past four league titles, seven total and is one of just 20 schools in the country to play in at least eight consecutive NCAA tournaments.

San Diego State is coming off a 38-20 season, advancing to the NCAA Regional final for the third time since 2011 and fifth time in 11 tournament trips before being eliminated by eventual Women's College World Series opponent UCLA. The Aztecs finished 2015 with seven school records, including batting average (.312), slugging percentage (.486), runs (324), home runs (63), RBIs (293), total bases (758) and hits (484).

SDSU returns five starters and four pitchers from last season's team, including 2015 NFCA all-West Region selections Erica Romero (first team) and Jenavee Peres (second team). Also a first-team MW selection, Romero went 36-17 last year with a 3.29 ERA, leading the nation in wins (36), appearances (56) and innings pitched (318.2), and setting San Diego State single-season records in wins, appearances, games started (47) and innings pitched. Peres, meanwhile, was a first-team pick and the MW Freshman of the Year after batting .347 (58-for-167) with nine homers, 48 RBIs, 30 runs and 11 doubles.

2016 MW Softball Preseason Poll*(First-place votes in parenthesis)*

1. Fresno State (8) - 64
2. San Diego State (1) - 57
3. San José State - 49
4. New Mexico - 34
5. UNLV - 31
6. Utah State - 28
7. Colorado State - 27
8. Nevada - 26
9. Boise State - 8

Jenavee Peres Invited to 2016 USA Softball WNT Selection Camp

San Diego State sophomore Jenavee Peres (Garden Grove, Calif.) was been invited to the 2016 USA Softball Women's National Team Selection Camp from Jan. 2-8. Peres was one of 43 initial invitees to the camp, which took place at Bill Barber Park in Irvine, Calif.

Peres tried out for one of the 17 spots on the 2016 USA Softball Women's National Team (WNT) roster that will compete at the World Cup of Softball XI, the XV World Baseball Softball Confederation (WBSC) Women's World Championship in Surrey, B.C., Canada and the Japan Cup. However, she did not make the team.

Peres, a catcher, was one of only eight invitees who attended or currently attends a school from a "Group of 5" conference.

Over the summer, Peres helped the USA Junior National Team to a gold medal at the XI WBSC Junior Women's World Championships and a fifth-place finish at the World Cup of Softball X.

Additional athletes may be invited to the USA Softball WNT Selection Camp at a later date. During the selection process, athletes will participate in position drills as well as simulated games and be evaluated by the Women's National Team Selection Committee (WNTSC). The complete 2016 schedule for the WNT, including exhibition games, will be announced at a later date.

Last year at SDSU, Peres hit .347 (58-for-167) with nine home runs, 48 RBIs, 30 runs and 11 doubles, while posting a .575 slugging percentage and a .411 on-base mark. She was a second-team all-NFCA West Region selection, the MW Freshman of the Year and a first-team all-MW pick in 2015.

This year, Peres is 32-for-71 (.451) with nine home runs, 23 RBIs and 26 runs in just 27 games, missing 22 games with injuries (first nine with a concussion, then seven with a knee injury, then last six with a leg injury). Peres is out for the remainder of the season after fracturing a fibula while stealing home in the final game of the San Jose State series on April 17.

Erica Romero Receives NCAA Plaque for Most Wins in 2015

San Diego State softball pitcher Erica Romero (Corona, Calif.) recently received an NCAA plaque for recording the most wins in the nation last year. As a sophomore, Romero finished with 36 victories, two more than Brigham Young's McKenna Bull, North Dakota State's Krista Menke and USC Upstate's Lexi Shubert.

Romero is just the second Aztec in program history to lead the NCAA in a statistical category, joining Samantha Beasley, who tied for the most saves (six) in the country in 2009.

Romero finished the 2015 campaign with a 36-17 record and a 3.29 ERA over 318 2/3 innings. A first-team all-NFCA West Region selection, first-team all-Mountain West pick and four-time MW Pitcher of the Week last year, she also led the NCAA in innings pitched (318.2) and appearances (56). Romero ended up setting four SDSU single-season records in 2015, including wins, appearances, games started (47) and innings pitched.

Romero joins current San Diego State head coach Kathy Van Wyk and associate head coach Stacey Nuveman Deniz as NCAA individual champions. Van Wyk had the most victories during the 1982 season, going 35-1 at Cal State Fullerton, while Nuveman Deniz won six indi-

vidual titles (home runs, RBIs and total bases in 1999, and batting average, slugging percentage and total bases in 2002) at UCLA.

Romero has picked up where she left off, going 13-8 with a 3.73 ERA, 90 strikeouts and just 31 walks in 133 1/3 innings so far this season.

San Diego State Becoming a Regular on the NCAA Tournament Scene

In the past, just making the NCAA tournament was an accomplishment for the Aztec softball team. Now it is an annual tradition.

SDSU has now made the NCAA tournament in eight consecutive seasons, nine of the past 10 and 11 of the last 15. The eight straight trips to the NCAA tournament has San Diego State in select company.

The Aztecs are one of just 20 schools in the country to play in at least eight consecutive NCAA tournaments and one of just three from non-Power 5 schools (also Louisiana-Lafayette and Brigham Young).

Below is a list of the 20 teams that have played in at least consecutive straight NCAA tournaments with the last year they were left out:

Team	Consecutive NCAA Appearances	Last Year of Not Making NCAA's
1. Arizona	29	1986
2. Oklahoma	22	1993
Washington	22	1993
4. Michigan	21	1994
5. Alabama	17	1998
Louisiana-Lafayette	17*	1998
Notre Dame	17	1998
UCLA	17	1998
9. Florida State	16	1999
10. Georgia	14	2001
Texas A&M	14	2001
12. Florida	13	2002
13. Louisville	12	2003
Tennessee	12	2003
15. Arizona State	11	2004
Brigham Young	11*	2004
Texas	11	2004
18. LSU	10	2005
19. Missouri	9	2006
20. San Diego State	8*	2007

* Asterisk signifies a non-Power 5 school

SDSU Signs Three to National Letters of Intent

San Diego State softball head coach Kathy Van Wyk has announced the signing of three student-athletes to National Letters of Intent. The three California products - Marissa Moreno (Torrance, Calif./Torrance High), Megan Smith (Valencia, Calif./West Ranch High) and Shelby Thompson (Benicia, Calif./Benicia High) - join a program that has won three of the past four Mountain West championships and seven in the 16-year history of the league.

"I'm excited about the three players that we are bringing in," Van Wyk said. "Marissa will be a game changer for us in the circle, while Megan and Shelby will fill huge holes up the middle. I look forward to watching them develop as student-athletes and help our program as we look to compete for another conference championship and NCAA berth."

Moreno's prowess in the circle for Torrance High resulted in 2015 CIF Division 4 and Pioneer League championships, as she produced a 1.34 ERA with 264 strikeouts and two no-hitters. She was rewarded generously with all-CIF Division 4 and Cal-Hi Sports all-state softball first-team underclassmen selections, Daily Breeze and Pioneer League Most-Valuable-Player honors, a Cal-Hi Sports all-state second-team nod and a spot on MaxPreps Medium Schools all-state team. Also a threat at the plate, Moreno, who plays summer ball for the Ohana Tigers, batted .448 with seven homers, 36 RBIs and 12 doubles.

Smith, a center fielder, was an all-Foothill League first-team selection in 2015 after batting .415, scoring 25 runs and driving in 16 runs. During her three-year career, she has a perfect 1.000 fielding percentage, leading her team in stolen bases and runs scored during that time. The 2013-14 scholar-athlete award winner helped propel West Ranch to consecutive undefeated league championships and a CIF Division 1 runner-up spot in 2015. She plays club ball for the SoCal Choppers and plans to major in criminology.

A three-time all-league selection, Thompson was the Solano County Athletic Conference MVP in 2015 after batting .597, yielding a 1.152 slugging percentage and earning 38 RBIs. Producing a staggering .727 batting average from April 16 to the end of the season, she helped guide Benicia to its second straight Sac-Joaquin Section II title last year. She plans to major in kinesiology and currently plays summer ball with KG Hitters, serving as the team captain.



#20 STEFANIA ARADILLAS (Stef-ah-KNEE-ah Air-ah-dee-us) SR | IF | 5-4 | Mexico City, Mexico | Mt. SAC

	AVG.	OB%	SLG%	H	R	2B	3B	HR	RBI	SB	
2016	.148	.207	.148	4	0	0	0	0	4	0	◆ Has started nine games after starting once in 2015
MW	.200	.273	.250	2	0	0	0	0	2	0	◆ 3 of 4 H were RBIs (2/13 vs. UTSA, 2/14 vs. UTSA; 3/29 vs. NV)
Career	.139	.220	.139	5	1	0	0	0	5	0	◆ Was 1-for-9 w/2 BB in 2015, & was perfect in 11 fielding chances
											◆ Had her first hit, run and RBI in DI at Utah St. on May 1, 2015
											◆ Is currently on the Mexican National Team



#15 MIRANDA BIELSKI (BEEL-skee) FR | C | 5-7 | Pasadena, Calif. | John Marshall Fundamental HS

	AVG.	OB%	SLG%	H	R	2B	3B	HR	RBI	SB	
2016	.000	.000	.000	0	0	0	0	0	0	0	◆ Made her collegiate debut as a pinch runner vs. USD on 2/21
MW	--	--	--	--	--	--	--	--	--	--	◆ One of four catchers on the 2016 roster
Career	.000	.000	.000	0	0	0	0	0	0	0	◆ Was a four-year all-Mission Valley League honoree at JMFHS
											◆ Captained the Eagles each of her final two seasons
											◆ Played her club ball with the Case Batbusters

MULTI-HIT GAMES

Player	2 Hits	3 Hits	4 Hits	5+ Hits	Total
Samantha Camello	13	1	1	1(6)	16
Leia Ruiz	8	2	1	-	11
Molly Sturdivant	9	2	-	-	11
Sydnee Cable	7	1	1	-	9
Zaria Meshack	5	4	-	-	9
Jenavee Peres	7	2	-	-	9
Katie Byrd	5	3	-	-	8
Jaylene Ignacio	6	1	-	-	7
Frankie Orlando	5	1	-	-	6
Sam Vlot	2	1	-	-	3
Ashley Ercolano	1	-	-	-	1
Taylor Stewart	1	-	-	-	1
Kiera Wright	1	-	-	-	1
13 Players	70	18	3	1	92

MULTI-RBI GAMES

Player	2 RBIs	3 RBIs	4 RBIs	5 RBIs	Total
Molly Sturdivant	2	6	-	-	8
Katie Byrd	4	1	2	-	7
Jaylene Ignacio	4	1	1	-	6
Jenavee Peres	4	1	1	-	6
Samantha Camello	2	2	-	-	4
Leia Ruiz	3	1	-	-	4
Frankie Orlando	1	1	1	-	3
Sydnee Cable	2	-	1	-	3
Zaria Meshack	2	-	-	-	2
Sam Vlot	-	-	1	-	1
Taylor Stewart	-	1	-	-	1
Stefania Aradillas	1	-	-	-	1
12 Players	25	14	7	-	46

MULTI-RUN GAMES

Player	2 Runs	3 Runs	4 Runs	5 Runs	Total
Jenavee Peres	3	2	1	-	6
Zaria Meshack	5	1	-	-	6
Leia Ruiz	4	1	-	-	5
Jaylene Ignacio	5	-	-	-	5
Samantha Camello	3	-	1	-	4
Sydnee Cable	3	1	-	-	4
Molly Sturdivant	3	1	-	-	4
Sam Vlot	1	1	-	-	2
Katie Byrd	2	-	-	-	2
Ashley Ercolano	1	-	-	-	1
Frankie Orlando	1	-	-	-	1
Taylor Stewart	1	-	-	-	1
12 Players	32	7	2	-	41

GO-AHEAD RBIs/RUNS (a run that puts SDSU in the lead)

Player	GA RBIs	GA Runs	GA Plays
Samantha Camello	4	13	17
Molly Sturdivant	9	4	13
Katie Byrd	6	6	12
Leia Ruiz	6	6	12
Sydnee Cable	6	3	9
Zaria Meshack	1	8	9
Jenavee Peres	5	3	8
Aris Metcalfe	-	5	5
Jaylene Ignacio	3	1	4
Frankie Orlando	1	1	2
Taylor Stewart	1	1	2
Kiera Wright	-	2	2
Sam Vlot	1	-	1
Ashley Ercolano	-	1	1
14 Players	43	54	97

GAME-WINNING RBIs/RUNS (a run that is 1 more than the other team's final score)

Player	GW RBIs	GW Runs	GW Plays
Molly Sturdivant	4	3	7
Jenavee Peres	3	3	6
Sydnee Cable	1	5	6
Zaria Meshack	-	6	6
Samantha Camello	4	1	5
Katie Byrd	3	2	5
Frankie Orlando	2	1	3
Leia Ruiz	2	1	3
Aris Metcalfe	-	3	3
Jaylene Ignacio	1	2	3
Taylor Stewart	2	-	2
Stefania Aradillas	1	-	1
Sam Vlot	1	-	1
Kiera Wright	-	1	1
14 Players	24	28	52

WALK-OFF RBIs/RUNS (a run that ends the game on that play)

Player	WO RBIs	WO Runs	WO Plays
Molly Sturdivant	1	1	2
Leia Ruiz	1	-	1
Katie Byrd	-	1	1
Zaria Meshack	-	1	1
4 Players	2	3	5

2016 TEAM GAME HIGHS

Batting

At-Bats	41 (at New Mexico, 5/6)
Runs	23 (at New Mexico, 5/6)
Hits	28 (at New Mexico, 5/6)
RBIs	23 (at New Mexico, 5/6)
Doubles	5 (2 times)
Triples	1 (6 times)
Home Runs	2 (4 times)
Total Bases	33 (at New Mexico, 5/6)
Walks	8 (Ohio State, 3/16)
Strikeouts	10 (California, 2/20)
Sacrifice Hits	3 (3 times)
Sacrifice Flies	2 (3 times)
Stolen Bases	3 (vs. Stanford, 2/28)
Hit By Pitch	3 (at San Jose State, 4/17)
Caught Stealing	1 (10 times)
Runners LOB	14 (at UNLV, 3/25)
Hit into DP	2 (2 times)

Fielding

Putouts	29 (at New Mexico, 5/8)
Assists	15 (3 times)
Errors	5 (UC, 3/5)
Passed Balls	2 (Texas Tech, 2/19)
DP Turned	2 (5 times)

Pitching

Innings Pitched	9.2 (at New Mexico, 5/8)
Runs Allowed	12 (vs. Oklahoma State, 2/25)
Earned Runs Allowed	10 (2 times)
Walks Allowed	8 (at Fresno State, 4/2)
Strikeouts	8 (5 times)
Hits Allowed	13 (2 times)
Doubles Allowed	5 (2 times)
Triples Allowed	1 (7 times)
HR Allowed	3 (4 times)
Wild Pitches	3 (at Fresno State, 4/1)
Hit Batters	2 (3 times)

INDIVIDUAL GAME HIGHS

Batting

At-Bats	6 (S. Camello at UNM, 5/6; L. Ruiz at UNM, 5/6)
Runs	4 (S. Camello at UNM, 5/6; J. Peres vs. Okla. St., 2/25)
Hits	6 (Samantha Camello at New Mexico, 5/6)
RBIs	4 (7 times)
Doubles	2 (S. Vlat at UNM, 5/6; F. Orlando vs. Harvard, 3/17)
Triples	1 (6 times)
Home Runs	2 (Jenavee Peres vs. CSUN, 2/27)
Total Bases	8 (Jenavee Peres vs. CSUN, 2/27)
Walks	3 (Taylor Stewart, once; Molly Sturdivant, once)
Strikeouts	3 (Taylor Stewart, twice)
Sac Hits	2 (Frankie Orlando, once; Leia Ruiz, twice)
Sacrifice Flies	2 (Molly Sturdivant at Fresno State, 4/3)
Stolen Bases	2 (Zaria Meshack vs. San Diego, 2/21)
Hit By Pitch	2 (Sydnee Cable, twice; Jenavee Peres, once)
Caught Stealing	1 (10 times)
Runners LOB	7 (Molly Sturdivant vs. Texas Tech, 2/19)

Fielding

Putouts	12 (3 times)
Assists	7 (Samantha Camello vs. Weber State, 3/13)
Errors	2 (4 times)
Passed Balls	2 (Molly Sturdivant vs. Texas Tech, 2/19)

Pitching

Innings Pitched	7.0 (6 times)
Runs Allowed	7 (Erica Romero, once; Alex Formby, once)
ER Allowed	7 (Alex Formby at Fresno State, 4/3)
BB Allowed	5 (Alex Formby, three times)
Strikeouts	8 (Erica Romero, once; Alex Formby, once)
Hits Allowed	11 (Erica Romero at Fresno State, 4/2)
Doubles Allowed	5 (Erica Romero at Fresno State, 4/2)
Triples Allowed	1 (7 times)
HR Allowed	2 (6 times)
Wild Pitches	2 (Julie McDonald, once; Ashley Ercolano, once)
Hit Batters	2 (Erica Romero, three times)



#11 KATIE BYRD

RS-FR | UTIL | 5-6 | Santee, Calif. | West Hills HS

	AVG.	OB%	SLG%	H	R	2B	3B	HR	RBI	SB
2016	.274	.320	.372	31	18	5	0	2	26	0
MW	.240	.255	.340	12	10	2	0	1	6	0
Career	.274	.320	.372	31	18	5	0	2	26	0

- ♦ Ranks second on the team with 26 RBIs
- ♦ Hit a grand slam vs. Cal Poly (3/19) in hometown (Santee)
- ♦ Was 3-for-4 with four RBIs against Oklahoma State on Feb. 25
- ♦ Had a 1B, R, BB & 3 RBIs vs. Canisius (2/12) in 1st career GP
- ♦ Redshirted last year as a walk-on



#26 SYDNEE CABLE

JR | 1B/OF | 5-6 | Huntington Beach, Calif. | Marina HS

	AVG.	OB%	SLG%	H	R	2B	3B	HR	RBI	SB
2016	.301	.371	.333	37	19	4	0	0	19	0
MW	.371	.446	.419	23	8	3	0	0	10	0
Career	.317	.436	.420	132	64	17	1	8	69	1

- ♦ Career .436 OB% is second-best mark in school history
- ♦ Has a SDSU best 25 times HBP, inc. season-record 14 in 2014
- ♦ 7 HR in 148 AB in '15 (1 HR/21.0 AB); 1 HR in 146 AB in '14
- ♦ Her .515 OB% in 2014 is No. 3 in Aztec single-season history
- ♦ 2014 third-team all-NFCA West Region



#3 SAMANTHA CAMELLO

SR | SS/2B | 5-6 | Temecula, Calif. | Texas Tech

	AVG.	OB%	SLG%	H	R	2B	3B	HR	RBI	SB
2016	.355	.399	.473	60	30	13	2	1	23	4
MW	.365	.420	.500	27	15	7	0	1	9	2
Career	.303	.356	.402	180	119	31	5	6	73	20

- ♦ Leads team in hits (60), doubles (13) and runs (30, tied)
- ♦ Was 6-for-6 w/ 3 RBIs, 4 runs & a stolen base at UNM (5/6)
- ♦ On the 2016 CoSIDA Academic All-District 8 First Team
- ♦ Started all 100 games at Texas Tech from 2013-14
- ♦ Sister, Jessica, starred at SDSU from 2008-11



#99 ASHLEY ERCOLANO (ERCO-law-n-oh)

RS-JR | DP | 5-6 | Poway, Calif. | UC Riverside

	AVG.	OB%	SLG%	H	R	2B	3B	HR	RBI	SB
2016	.154	.241	.192	4	4	1	0	0	1	0
MW	.143	.200	.143	2	1	0	0	0	0	0
Career	.258	.311	.398	85	36	10	0	12	49	2

- ♦ Transfer from UCR, who brings power and pitching to SDSU
- ♦ Redshirted last season, recovering from an injury
- ♦ Has 12 home runs in 329 career at-bats (1 HR/27.4 AB)
- ♦ Had 7 homers in 2014, 4 more than the next UCR player
- ♦ Local product out of Poway High School

#99 ASHLEY ERCOLANO (ERCO-law-n-oh)

RS-JR | RHP | 5-6 | Poway, Calif. | UC Riverside

	ERA	W-L	SV	APP	GS	IP	SO	BB	WHIP
2016	4.38	2-2	0	16	7	38.1	11	16	1.75
MW	6.00	1-1	0	8	2	18.2	5	11	1.87
Career	5.03	12-16	0	70	14	213.0	75	124	1.99

- ♦ Has logged important innings this season
- ♦ Is 2-2 w/ a 4.38 ERA in 38.1 IP in 2016 in 16 GP (7 GS)
- ♦ Redshirted last season, recovering from an injury
- ♦ Pitched in 54 games at UC Riverside from 2013-14
- ♦ Mostly a relief pitcher at UCR with only 7 starts in 54 games



#19 ALEX FORMBY

SO | RHP | 6-0 | Orange, Calif. | Virginia

	ERA	W-L	SV	APP	GS	IP	SO	BB	WHIP
2016	3.73	11-10	4	34	14	107.0	74	55	1.62
MW	3.60	5-6	2	17	8	60.1	41	26	1.61
Career	5.48	14-24	4	64	33	209.2	129	136	1.98

- ♦ Has team-best 3.60 ERA in a team-high 60.1 innings in MW play
- ♦ Has four saves, tied for fifth most in single-season history
- ♦ MW PotW on 5/3 after going 1-1 w/ 2.03 ERA & a SV vs. USU
- ♦ Is in first season at SDSU after transferring from Virginia
- ♦ Combined w/ twin sister, Andie, for no-hitter vs. VaTech on 4/8



#57 JAYLENE IGNACIO (Jay-LEEN igg-nah-SEE-oh)

JR | UTIL | 5-4 | Oceanside, Calif. | El Camino HS

	AVG.	OB%	SLG%	H	R	2B	3B	HR	RBI	SB
2016	.275	.362	.450	36	22	6	1	5	25	2
MW	.268	.349	.464	15	12	3	1	2	12	0
Career	.256	.339	.442	77	55	13	2	13	57	2

- ♦ Has 13 career homers in 301 at-bats (1 HR/23.2 AB)
- ♦ Ranks 9th all-time at SDSU in SLG% (.448) & in HR (13)
- ♦ Has played in 139 games over last two-plus years w/ 97 starts
- ♦ Batted .279 overall in 2014 with five home runs and 22 RBIs
- ♦ Earned 1st-team all-MW, batting .322 w/ 5 HR & 17 RBI in '14



#25 REYNA JAMISON (RAY-nah JAME-us-sin)

FR | 2B/UTIL | 5-5 | Chula Vista, Calif. | Mater Dei Catholic HS

	AVG.	OB%	SLG%	H	R	2B	3B	HR	RBI	SB
2016	--	--	--	--	--	--	--	--	--	--
MW	--	--	--	--	--	--	--	--	--	--
Career	--	--	--	--	--	--	--	--	--	--

- ♦ A four-year letterwinner at nearby Mater Dei Catholic HS
- ♦ Was a two-time first-team all-Mesa League performer
- ♦ Helped the Crusaders win three CIF titles and a league title
- ♦ Led MDHS to a combined 90-34-1 (.724) mark over four years
- ♦ Played her club ball with the So Cal Breakers



#10 JULIE MCDONALD

FR | RHP | 5-10 | Carlsbad, Calif. | Carlsbad HS

	ERA	W-L	SV	APP	GS	IP	SO	BB	WHIP
2016	3.60	2-1	0	21	8	46.2	18	12	1.65
MW	5.25	0-0	1	7	0	9.1	6	6	2.04
Career	3.60	2-1	0	21	8	46.2	18	12	1.65

- ♦ Was expected to log big innings as a true freshman this year
- ♦ Had a 10 1/3 inning scoreless streak earlier this season
- ♦ Is 2-1 with a 3.60 ERA over 46.2 innings in 21 games (8 GS)
- ♦ Earned two letters at nearby Carlsbad High School
- ♦ Helped CHS to back-to-back first division titles (2013-14)



#2 ZARIA MESHACK (ZAR-ee-ah MEE-shack)

SO | OF | 5-2 | Vallejo, Calif. | St. Patrick-St. Vincent HS

	AVG.	OB%	SLG%	H	R	2B	3B	HR	RBI	SB
2016	.368	.392	.368	46	30	0	0	0	7	13
MW	.333	.367	.333	19	12	0	0	0	2	4
Career	.370	.398	.370	47	39	0	0	0	7	19

- ♦ An outfielder, who had an 11-game hit streak earlier this year
- ♦ Her .368 avg. is just out of top 10 in SDSU single-season history
- ♦ Leads team in stolen bases (13) & game-winning runs (6)
- ♦ Is T-10th all-time at SDSU in stolen base percentage (.826)
- ♦ Scored 9 runs with 6 stolen bases in 31 games last season

#00 ARIS METCALFE (AIR-iss)

FR | OF | 5-4 | Compton, Calif. | King/Drew Magnet HS

	AVG.	OB%	SLG%	H	R	2B	3B	HR	RBI	SB
2016	.000	.000	.000	0	13	0	0	0	0	5
MW	.000	.000	.000	0	3	0	0	0	0	2
Career	.000	.000	.000	0	13	0	0	0	0	5

- ◆ Has played in 37 of team's 49 games as a pinch runner
- ◆ Is 9th on the team w/ 13 runs, despite not having a plate app.
- ◆ Was a three-time all-Coliseum League pick from 2013-15
- ◆ Helped Golden Eagles to three straight league titles (2012-14)
- ◆ Had 204 stolen bases (out of 207 attempts) over her HS career

#15 FRANKIE ORLANDO

JR | C/OF | 5-9 | Roseville, Calif. | Woodcreek HS

	AVG.	OB%	SLG%	H	R	2B	3B	HR	RBI	SB
2016	.239	.280	.316	28	11	9	0	0	14	0
MW	.188	.221	.219	12	4	2	0	0	6	0
Career	.226	.296	.300	48	19	13	0	1	28	0

- ◆ Has played some outfield, but mainly at catcher this season
- ◆ Is batting .239 with nine doubles (second on team)
- ◆ Was 4-for-19 (.211) in 7 starts and 15 games played in 2015
- ◆ Started 30 games as a FR. in 2014, posting a .983 fielding pct.
- ◆ 2014 MW Scholar-Athlete & Spring All-Academic Team pick

#43 JENAVEE PERES (JENNA-vee Perez)

SO | C | 5-5 | Garden Grove, Calif. | Garden Grove HS

	AVG.	OB%	SLG%	H	R	2B	3B	HR	RBI	SB
2016	.451	.535	.915	32	26	4	1	9	23	6
MW	.471	.565	1.059	8	7	1	0	3	7	1
Career	.378	.449	.676	90	56	15	1	18	71	12

- ◆ Has 9 HR, 23 RBIs & 26 R in just 27 GP (concussion/knee/leg)
- ◆ Will miss the rest of the season after fracturing fibula at SJSU
- ◆ Was a member of the 2015 USA Softball Junior WNT
- ◆ Was named a second-team all-NFCA West Region pick in 2015
- ◆ Also was the MW Fresh of the Year & a 1st-team all-MW pick

#16 ERICA ROMERO

SO | RHP | 5-7 | Corona, Calif. | Chino HS

	ERA	W-L	SV	APP	GS	IP	SO	BB	WHIP
2016	3.73	13-8	1	37	20	133.1	90	31	1.46
MW	5.08	4-4	0	13	11	52.1	26	17	1.70
Career	3.54	55-29	4	122	81	538.0	336	163	1.54

- ◆ Tops SDSU in W (13), app. (37), GS (20), IP (133.1) & SO (90)
- ◆ Led NCAA last year in app. (56), wins (36) & IP (318.2)
- ◆ Set SDSU single-season records in those 3 categories & GS (47)
- ◆ Was a 1st-team all-NFCA West Region pick & 1st-team all-MW
- ◆ A 5-time MW PotW honoree, including Feb. 23 this year

#4 LEIA RUIZ (LEE-ah)

SR | UTIL | 5-4 | Chino, Calif. | Chino HS

	AVG.	OB%	SLG%	H	R	2B	3B	HR	RBI	SB
2016	.297	.337	.329	47	26	5	0	0	20	3
MW	.364	.403	.424	24	15	4	0	0	10	2
Career	.291	.340	.335	158	86	13	4	1	64	12

- ◆ One of two Aztecs to start all 49 games this year
- ◆ Was 7-for-10 (.700) with 4 R & 3 RBIs last weekend at UNM
- ◆ Had a walk-off two-run double in 8-7 win vs. Harvard on 3/17
- ◆ Repped Philippines Nat'l Team at '14 World Cup of Softball IX
- ◆ Three-time MW Spring All-Academic Team (2013-15)

#8 ANDI SMITH (An-DEE)

JR | RHP | 6-0 | Orangeville, Utah | Emery HS

	ERA	W-L	SV	APP	GS	IP	SO	BB	WHIP
2016	--	--	--	--	--	--	--	--	--
MW	--	--	--	--	--	--	--	--	--
Career	4.02	3-5	0	29	13	62.2	52	41	2.06

- ◆ Was expected to log big innings in '15, but battled an injury
- ◆ Tall, lanky right-hander, who mixes up pitches nicely
- ◆ Was 0-0 with a 9.41 ERA in just 9 2/3 innings last year
- ◆ Was 3-5 with a 3.04 ERA in 53 innings as a freshman in 2014
- ◆ Was on the 2014 Mountain West Spring All-Academic Team

#21 TAYLOR STEWART

SO | 1B/UTIL | 5-10 | Bellflower, Calif. | Bellflower HS

	AVG.	OB%	SLG%	H	R	2B	3B	HR	RBI	SB
2016	.228	.389	.246	13	5	1	0	0	7	0
MW	.250	.400	.250	3	0	0	0	0	1	0
Career	.289	.413	.423	41	11	7	0	4	28	0

- ◆ Could see action at 1B, RF, at DP & as an emergency pitcher
- ◆ Ranks second on team in walks (15) & 4th in OB% (.389)
- ◆ Posted splits of .329/.430/.541 with 4 HR & 21 RBIs last year
- ◆ Hit walkoff HR in top of 9th to lift SDSU past UT in NCAA Reg's
- ◆ Was a four-time first-team all-league selection at Bellflower HS

#31 MOLLY STURDIVANT

FR | C/3B | 5-6 | Santa Ana, Calif. | El Modena HS

	AVG.	OB%	SLG%	H	R	2B	3B	HR	RBI	SB
2016	.312	.365	.507	43	23	7	1	6	31	0
MW	.324	.368	.618	22	12	5	0	5	23	0
Career	.312	.365	.507	43	23	7	1	6	31	0

- ◆ Has played in 47 games w/ starts in 45 (38 at 3B, 4 at C)
- ◆ Her 4 SF are tied for second most in SDSU single-season history
- ◆ Tops SDSU in RBIs (31), multi-RBI gms (8) & go-ahead RBIs (9)
- ◆ Had a walk-off homer (1st HR of career) vs. UC Santa Barbara
- ◆ Was the Crestview League MVP as a senior at El Modena HS

#1 SAM VLOT

RS-JR | 3B | 5-9 | Chowchilla, Calif. | Chowchilla HS

	AVG.	OB%	SLG%	H	R	2B	3B	HR	RBI	SB
2016	.250	.370	.333	15	11	3	1	0	9	1
MW	.192	.400	.269	5	5	2	0	0	2	1
Career	.242	.368	.323	15	12	3	1	0	9	1

- ◆ Utility player who can play both corner infield spots & catcher
- ◆ Has started 1st 23 career games, posting 1st 15 hits & 9 RBIs
- ◆ Has a .400 on-base percentage in 15 Mountain West games
- ◆ Played in five games last year, recording three assists
- ◆ Played in three games in 2014, getting hit by a pitch in 3 PA

#22 KIERA WRIGHT (KEY-air-uh)

FR | OF | 5-6 | Riverside, Calif. | Roosevelt HS

	AVG.	OB%	SLG%	H	R	2B	3B	HR	RBI	SB
2016	.250	.308	.250	3	3	0	0	0	1	1
MW	--	--	--	--	--	--	--	--	--	--
Career	.250	.308	.250	3	3	0	0	0	1	1

- ◆ Played in 11 of team's first 12 games, starting five times
- ◆ Tore an ACL against Oklahoma State & will miss rest of season
- ◆ A speedy outfielder, who originally signed with 2015 class
- ◆ Was a four-year letterwinner at Roosevelt High School
- ◆ Named an all-Inland pick by Riverside Press Enterprise

AZTECS IN THE NATIONAL POLLS

USA TODAY/NFCA POLL

(Week 13 - May 10)

No.	Team	Record	Pts.	Last
1.	Florida (31)	799	52-4	1
2.	Michigan (1)	768	44-4	2
3.	Oregon	731	42-7	3
4.	Alabama	690	45-11	4
5.	Oklahoma	655	45-7	7
6.	Florida State	628	45-8	5
7.	James Madison	581	43-4	8
8.	Auburn	573	46-9	6
9.	Louisiana-Lafayette	543	40-7	9
10.	Tennessee	505	40-13	10
11.	Kentucky (L, 1-5)	496	43-11	12
12.	LSU	449	42-14	13
13.	Washington (L, 0-8 (5))	429	33-13	11
14.	UCLA	389	35-13-1	14
15.	Georgia	323	40-16	15
16.	Texas A&M (W, 10-5)	314	37-17	17
17.	Missouri	302	39-13	16
18.	Arizona	223	34-18	18
19.	Fresno State (L, 2-9; 3-6; 5-8)	214	39-9-1	20
20.	Notre Dame	188	39-10	19
21.	Baylor	180	43-12	21
22.	Florida Atlantic	150	47-7	22
23.	Minnesota	130	38-12	23
24.	USF	71	43-12	24
25.	UCF	23	35-19	25

(2016 opponent in BOLD; first-place votes in parenthesis)

ESPN.COM/USA SOFTBALL POLL

(Week 13 - May 10)

No.	Team	Record	Pts.	Last
1.	Florida (18)	52-4	498	1
2.	Michigan (1)	44-4	480	2
3.	Oregon	42-7	452	3
4.	Oklahoma (1)	45-7	427	7
	Alabama	45-11	427	4
6.	Florida State	45-8	396	5
7.	James Madison	43-4	365	8
8.	Auburn	46-9	346	6
9.	Tennessee	40-13	338	9
10.	Louisiana-Lafayette	40-7	325	10
11.	Kentucky (L, 1-5)	43-11	309	12
12.	UCLA	35-13-1	267	13
13.	LSU	42-14	258	T14
14.	Washington (L, 0-8 (5))	33-13	255	11
15.	Missouri	39-13	215	T14
16.	Baylor	43-12	183	17
17.	Fresno State (L, 2-9; 3-6; 5-8)	39-9-1	176	18
18.	Georgia	40-16	160	16
19.	Minnesota	38-12	154	19
20.	Texas A&M (W, 10-5)	37-17	119	23
21.	Arizona	34-18	101	20
22.	Florida Atlantic	47-7	77	24
23.	Notre Dame	39-10	62	21
24.	South Florida	43-13	53	22
25.	Texas	37-14	16	RV

(2016 opponent in BOLD; first-place votes in parenthesis)

SDSU IN THE POLLS

Release Week	NFCA	USA Softball
Preseason (Jan. 26)	NR	RV (T-36th)
Week 1 (Feb. 16)	NR	NR
Week 2 (Feb. 23)	NR	NR
Week 3 (March 1)	NR	NR
Week 4 (March 8)	NR	RV (T-35th)
Week 5 (March 15)	NR	RV (T-34th)
Week 6 (March 22)	RV (39th)	RV (T-35th)
Week 7 (March 29)	NR	RV (T-34th)
Week 8 (April 5)	NR	NR
Week 9 (April 12)	NR	NR
Week 10 (April 19)	NR	NR
Week 11 (April 26)	NR	NR
Week 12 (May 3)	NR	NR
Week 13 (May 10)	NR	NR

SEASON HIGHS/CAREER HIGHS

#20 • STEFANIA ARADILLAS

	Season	Career
At-Bats	3 - 5 times	3 - 6 times
Runs	-	1 at Utah St., 5/1/15
Hits	1 - 4 times	1 - 5 times
Doubles	-	-
Triples	-	-
Home Runs	-	-
RBI's	2 vs. Nevada, 3/29 (G2)	2 vs. Nevada, 3/29/16 (G2)
Walks	1 - 2 times	1 - 4 times
Stolen Bases	-	-

#15 • MIRANDA BIELSKI

	Season	Career
At-Bats	-	-
Runs	-	-
Hits	-	-
Doubles	-	-
Triples	-	-
Home Runs	-	-
RBI's	-	-
Walks	-	-
Stolen Bases	-	-

#11 • KATIE BYRD

	Season	Career
At-Bats	4 - 5 times	4 - 5 times
Runs	2 - 2 times	2 - 2 times
Hits	3 - 3 times	3 - 3 times
Doubles	1 - 5 times	1 - 5 times
Triples	-	-
Home Runs	1 - 2 times	1 - 2 times
RBI's	4 - 2 times	4 - 2 times
Walks	2 vs. Brigham Young, 3/18	2 vs. Brigham Young, 3/18/16
Stolen Bases	-	-

#26 • SYDNEE CABLE

	Season	Career
At-Bats	4 - 12 times	5 - 5 times
Runs	3 at New Mexico, 5/6	3 at New Mexico, 5/6/16
Hits	4 at New Mexico, 5/6	4 at New Mexico, 5/6/16
Doubles	1 - 4 times	2 at Wichita St., 3/6/14
Triples	-	1 vs. Oregon St., 2/6/14
Home Runs	-	2 at Utah St., 5/3/15
RBI's	4 at New Mexico, 5/6	4 - 2 times
Walks	1 - 9 times	4 vs. Oklahoma St., 2/23/14
Stolen Bases	-	1 vs. New Mexico, 4/26/15

#3 • SAMANTHA CAMELLO

	Season	Career
At-Bats	6 at New Mexico, 5/6	6 at New Mexico, 5/6/16
Runs	4 at New Mexico, 5/6	4 at New Mexico, 5/6/16
Hits	6 at New Mexico, 5/6	6 at New Mexico, 5/6/16
Doubles	1 - 13 times	1 - 31 times
Triples	1 - 2 times	1 - 5 times
Home Runs	1 vs. Nevada, 3/29 (G1)	1 - 6 times
RBI's	3 - 2 times	3 - 5 times
Walks	2 - 2 times	2 - 5 times
Stolen Bases	1 - 4 times	1 - 20 times

#99 • ASHLEY ERCOLANO

	Season	Career
At-Bats	3 - 4 times	5 vs. Loyola-Chicago, 3/3/14
Runs	2 vs. Beth.-Cookman, 2/26	2 - 4 times
Hits	2 vs. Beth.-Cookman, 2/26	3 - 2 times
Doubles	1 vs. Beth.-Cookman, 2/26	1 - 10 times
Triples	-	-
Home Runs	-	1 - 12 times
RBI's	1 vs. Beth.-Cookman, 2/26	4 - CS Bakersfield, 2/22/14
Walks	1 - 2 times	3 vs. Hawai'i, 3/29/14
Stolen Bases	-	1 - 2 times

	Season	Career
Innings Pitched	4.0 vs. Nevada, 3/29 (G1)	7.0 - 8 times
Strikeouts	2 - 3 times	7 vs. San Diego, 2/22/13
Scoreless IP	5.1 - 2/12-2/13	14.2 - 2/22/14-3/3/14
Win Streak	1 - 2 times	5 - 3/13/13-3/17/13

#19 • ALEX FORMBY

	Season	Career
Innings Pitched	7.0 - 2 times	9.0 vs. George Wash., 2/21/15
Strikeouts	8 vs. Nevada, 3/30	8 vs. Nevada, 3/30/16
Scoreless IP	13.2 - 3/25-4/1	13.2 - 3/25/16-4/1/16
Win Streak	3 - 3/18-3/24	3 - 3/18/-16-3/24/16

#57 • JAYLENE IGNACIO

	Season	Career
At-Bats	5 - 2 times	5 - 3 times
Runs	2 - 5 times	2 - 11 times
Hits	3 at New Mexico, 5/6	3 - 2 times
Doubles	1 - 6 times	1 - 13 times
Triples	1 vs. Nevada, 3/29 (G2)	1 - 2 times
Home Runs	1 - 5 times	1 - 13 times
RBI's	4 at New Mexico, 5/6	6 at UNLV, 4/22/14 (G1)
Walks	2 - 5 times	2 - 8 times
Stolen Bases	1 - 2 times	1 - 2 times

#10 • JULIE MCDONALD

	Season	Career
Innings Pitched	7.0 vs. Princeton, 3/19	7.0 vs. Princeton, 3/19/16
Strikeouts	4 vs. CSUN, 2/27	4 vs. CSUN, 2/27/16
Scoreless IP	10.1 - 2/13-2/25	10.1 - 2/13/16-2/25/16
Win Streak	1 - 2 times	1 - 2 times

#2 • ZARIA MESHACK

	Season	Career
At-Bats	5 vs. Texas A&M, 3/4	5 vs. Texas A&M, 3/4/16
Runs	3 vs. Texas Tech, 2/19	3 vs. Texas Tech, 2/19/16
Hits	3 - 4 times	3 - 4 times
Doubles	-	-
Triples	-	-
Home Runs	-	-
RBI's	2 - 2 times	2 - 2 times
Walks	1 - 4 times	1 - 5 times
Stolen Bases	2 vs. San Diego, 2/21	2 vs. San Diego, 2/21/16

#00 • ARIS METCALFE

	Season	Career
At-Bats	1 at New Mexico, 5/6	1 at New Mexico, 5/6/16
Runs	1 - 13 times	1 - 13 times
Hits	-	-
Doubles	-	-
Triples	-	-
Home Runs	-	-
RBI's	-	-
Walks	-	-
Stolen Bases	1 - 5 times	1 - 5 times

#28 • FRANKIE ORLANDO

	Season	Career
At-Bats	4 - 6 times	4 - 8 times
Runs	2 vs. Texas Tech, 2/19	2 - 2 times
Hits	3 vs. Harvard, 3/17	3 vs. Harvard, 3/17/16
Doubles	2 vs. Harvard, 3/17	2 vs. Harvard, 3/17/16
Triples	-	-
Home Runs	-	1 vs. Northern Illinois, 3/8/14
RBI's	4 vs. Canisius, 2/12	4 - 2 times
Walks	1 - 5 times	2 vs. Appalachian St., 2/6/14
Stolen Bases	-	-

#43 • JENAVEE PERES

	Season	Career
At-Bats	4 - 5 times	5 - 2 times
Runs	4 vs. Oklahoma St., 2/25	4 vs. Oklahoma St., 2/25/16
Hits	3 - 2 times	3 - 7 times
Doubles	1 - 4 times	2 at Utah St., 5/1/15
Triples	1 vs. Nebraska, 2/27	1 vs. Nebraska, 2/27/16
Home Runs	2 vs. CSUN, 2/27	2 vs. CSUN, 2/27/16
RBI's	4 vs. CSUN, 2/27	5 vs. Stanford, 2/22/15
Walks	2 - 2 times	2 - 4 times
Stolen Bases	1 - 6 times	1 - 12 times

#16 • ERICA ROMERO

	Season	Career
Innings Pitched	7.0 - 3 times	9.0 - 2 times
Strikeouts	8 vs. Texas Tech, 2/19	8 vs. Texas Tech, 2/19/16
Scoreless IP	13.0 - 2/12-2/18	13.0 - 2/12/16-2/18/16
Win Streak	5 - 2/13-2/20	7 - 2/27/15-3/12/15

#4 • LEIA RUIZ

	Season	Career
At-Bats	6 at New Mexico, 5/6	6 at New Mexico, 5/6/16
Runs	3 at New Mexico, 5/6	3 at New Mexico, 5/6/16
Hits	4 at New Mexico, 5/6	4 at New Mexico, 5/6/16
Doubles	1 - 5 times	2 - 2 times
Triples	-	1 - 4 times
Home Runs	-	1 at Wichita St., 3/6/14
RBI's	3 vs. Utah St., 5/1	4 at Wichita St., 3/6/14
Walks	1 - 9 times	2 - 4 times
Stolen Bases	1 - 3 times	1 - 12 times

#8 • ANDI SMITH

	Season	Career
Innings Pitched	-	6.1 - 2 times
Strikeouts	-	10 vs. UT Arlington, 3/15/14
Scoreless IP	-	11.0 - 3/15/14-3/23/14
Win Streak	-	2 - 3/6/14-3/7/14

#21 • TAYLOR STEWART

	Season	Career
At-Bats	4 - 2 times	4 - 5 times
Runs	2 vs. Oklahoma St., 2/26	2 vs. Oklahoma St., 2/26/16
Hits	2 vs. San Diego, 2/21	3 vs. St. John's, 2/27/15
Doubles	1 vs. Oklahoma St., 2/26	1 - 7 times
Triples	-	-
Home Runs	-	1 - 4 times
RBI's	3 vs. Oklahoma St., 2/26	3 - 3 times
Walks	3 vs. Canisius, 2/12	3 vs. Canisius, 2/12/15
Stolen Bases	-	-

#31 • MOLLY STURDIVANT

	Season	Career
At-Bats	5 at New Mexico, 5/6	5 at New Mexico, 5/6/16
Runs	3 at New Mexico, 5/6	3 at New Mexico, 5/6/16
Hits	3 - 2 times	3 - 2 times
Doubles	1 - 7 times	1 - 7 times
Triples	1 vs. Saint Joseph's, 3/5	1 vs. Saint Joseph's, 3/5/16
Home Runs	1 - 6 times	1 - 6 times
RBI's	3 - 6 times	3 - 6 times
Walks	3 vs. Ohio State, 3/16	3 vs. Ohio State, 3/16/16
Stolen Bases	-	-

#1 • SAM VLOT

	Season	Career
At-Bats	4 at New Mexico, 5/6	4 at New Mexico, 5/6/16
Runs	3 vs. Texas Tech, 2/19	3 vs. Texas Tech, 2/19/16
Hits	3 vs. Texas Tech, 2/19	3 vs. Texas Tech, 2/19/16
Doubles	2 at New Mexico, 5/6	2 at New Mexico, 5/6/16
Triples	1 vs. Texas Tech, 2/19	1 vs. Texas Tech, 2/19/16
Home Runs	-	-
RBI's	4 vs. Texas Tech, 2/19	4 vs. Texas Tech, 2/19/16
Walks	1 - 7 times	1 - 7 times
Stolen Bases	1 vs. Nevada, 3/30	1 vs. Nevada, 3/30/16

#22 • KIERA WRIGHT

	Season	Career
At-Bats	3 - 2 times	3 - 2 times
Runs	1 - 3 times	1 - 3 times
Hits	2 vs. Texas Tech, 2/19	2 vs. Texas Tech, 2/19/16
Doubles	-	-
Triples	-	-
Home Runs	-	-
RBI's	1 vs. Texas Tech, 2/19	1 vs. Texas Tech, 2/19/16
Walks	1 vs. Canisius, 2/12	1 vs. Canisius, 2/12/16
Stolen Bases	1 at CS Fullerton, 2/12	1 at CS Fullerton, 2/12/16

2016 HOME RUNS

No.	Player	Gm#	Total	Date	Opponent	On	Inning	Outs	Count
1	Jenavee Peres	1	1	Feb. 12	vs. Canisius	1	1	1	3-1
2	Jaylene Ignacio	6	1	Feb. 18	Kentucky	0	5	1	1-2
3	Jaylene Ignacio	12	2	Feb. 26	vs. Bethune-Cookman	1	2	0	1-0
4	Jenavee Peres	12	2	Feb. 26	vs. Bethune-Cookman	0	3	0	0-1
5	Jenavee Peres	14	3	Feb. 27	vs. CSUN	1	1	2	0-2
6	Jenavee Peres	14	4	Feb. 27	vs. CSUN	1	3	2	2-2
7	Jaylene Ignacio	15	3	Feb. 28	vs. Stanford	1	4	1	0-1
8	Jenavee Peres	19	5	March 8	Boston Univ.	1	6	0	0-1
9	Jenavee Peres	25	6	March 18	vs. Brigham Young	0	4	0	1-0
10	Katie Byrd	27	1	March 19	vs. Cal Poly	3	4	2	0-0
11	Molly Sturdivant	28	1	March 20	vs. UC Santa Barbara	0	7	0	2-0
12	Jaylene Ignacio	29	4	March 24	at UNLV*	1	5	2	1-1
13	Samantha Camello	32	1	March 29	Nevada (G1)*	1	3	2	0-0
14	Jaylene Ignacio	32	5	March 29	Nevada (G1)*	1	5	1	0-0
15	Molly Sturdivant	33	2	March 29	Nevada (G2)*	1	6	1	0-0
16	Molly Sturdivant	36	3	April 2	at Fresno State*	2	3	2	3-2
17	Jenavee Peres	38	7	April 8	Colorado State (G1)*	1	1	1	0-1
18	Molly Sturdivant	39	4	April 8	Colorado State (G2)*	2	1	1	1-2
19	Jenavee Peres	41	8	April 15	at San Jose State*	1	4	2	1-0
20	Jenavee Peres	42	9	April 16	at San Jose State*	0	6	0	1-0
21	Katie Byrd	44	2	April 29	Utah State*	0	3	0	1-0
22	Molly Sturdivant	44	5	April 29	Utah State*	2	5	2	1-0
23	Molly Sturdivant	46	6	May 1	Utah State*	0	4	0	3-0

LEADOFF HOMERS (0):

BACK-TO-BACK HOMERS (0):

GRAND SLAMS (1): Katie Byrd vs. Cal Poly (March 19)

PINCH-HIT HOMERS (0):

WALK-OFF HOMERS (1): Molly Sturdivant vs. UC Santa Barbara (March 20)

MULTI-HOMER GAMES (1): Jenavee Peres vs. CSUN (Feb. 27)

SDSU Home Run Team Records

2015	63
2012	58
2013	45

2016 SDSU Home Runs By the Number

Record when hitting 1+ home runs	14-5
Record when hitting 2+ home runs	2-2
Record when hitting 3+ home runs	0-0
Record when homerless	14-16

2016 SDSU Top Home Runs Games

April 29 vs. Utah State	2
March 29 vs. Nevada (G1)	2
Feb. 27 vs. CSUN	2
Feb. 26 vs. Bethune-Cookman	2
15 tied at	1

2016 SDSU Individual Top HR Games

Jenavee Peres vs. CSUN (Feb. 27)	2
21 tied at	1

2016 SDSU Home Run Breakdown

at home	10
on road	4
neutral	9
vs. non-MW	11
vs. MW	12
solo	7
two-run	12
three-run	3
grand slam	1
1st inning	4
2nd inning	1
3rd inning	5
4th inning	5
5th inning	4
6th inning	3
7th inning	1
with no outs	8
with one out	6
with two outs	9
0-0	4
1-0	6
2-0	1
3-0	1
0-1	4
1-1	1
2-1	0
3-1	1
0-2	1
1-2	2
2-2	1
3-2	1

EIGHT STRAIGHT NCAA TOURNAMENT APPEARANCES >> 11 OVERALL NCAA TOURNAMENT APPEARANCES

AZTEC SEASON RECORDS (BOLD indicates happened this season; ♦ indicates happened in Van Wyk era)

OFFENSIVE RECORDS

BATTING AVG. (min. 100 AB)

1.	♦Hayley Miles (2012)	.429
2.	♦Lorena Bauer (2015)	.415
3.	♦Kayla Jordan (2015)	.414
4.	♦Lorena Bauer (2013)	.401
5.	♦Kellie Nordhagen (2000)	.389
6.	♦Erin Floros (2006)	.388
7.	♦Jessica Camello (2010)	.387
8.	♦Brittany Knudsen (2007)	.386
9.	♦Brittany Knudsen (2010)	.384
10.	♦Trish Mang (1988)	.379

ON-BASE PCT. (min. 100 AB)

1.	♦Patrice Jackson (2014)	.523
2.	♦Hayley Miles (2012)	.519
3.	♦Sydney Cable (2014)	.515
4.	♦Kayla Jordan (2015)	.489
5.	♦Lorena Bauer (2015)	.488
6.	♦Erin Floros (2006)	.467
7.	♦Brittany Knudsen (2007)	.464
8.	♦Lorena Bauer (2013)	.4624
9.	♦Meagan Hartung (2004)	.4622
	Trish Mang (1988)	.4622

SLUGGING PCT. (min. 100 AB)

1.	♦Hayley Miles (2012)	.909
2.	♦Lorena Bauer (2015)	.835
3.	♦Patrice Jackson (2013)	.770
4.	♦Lorena Bauer (2013)	.766
5.	♦Patrice Jackson (2014)	.740
6.	♦Lorena Bauer (2012)	.683
7.	♦Kayla Jordan (2015)	.660
8.	♦Lorena Bauer (2011)	.633
9.	♦Patrice Jackson (2012)	.584
10.	♦Jenavee Peres (2015)	.575

OPS PCT. (OB% + SLG%) (min. 100 AB)

1.	♦Hayley Miles (2012)	1.428
2.	♦Lorena Bauer (2015)	1.323
3.	♦Patrice Jackson (2014)	1.263
4.	♦Lorena Bauer (2013)	1.228
5.	♦Patrice Jackson (2013)	1.226
6.	♦Kayla Jordan (2015)	1.149
7.	♦Lorena Bauer (2012)	1.053
8.	♦Erin Floros (2006)	1.025
9.	♦Monica Alnes (2006)	1.004
10.	♦Hayley Miles (2011)	.988
	♦Brittany Knudsen (2007)	.988

GAMES PLAYED

1.	Barbara Mays (1985)	71
2.	Shannon Mason (1985)	70
3.	Joanne Vilarino (1985)	68
4.	Katy Murphy (1985)	67
5.	♦Sarah Hershman (2001)	65
	♦Janna Kovensky (2001)	65
	♦Kellie Nordhagen (2001)	65
	Lori Turken (1985)	65
9.	♦Tiffany Goudy (2002)	64
	♦Sarah Hershman (2002)	64
	♦Janna Kovensky (2002)	64
	♦Kelcy Murphy (2002)	64
	♦Tiffany Goudy (2001)	64
	Lisa Michie (1985)	64

GAMES STARTED (since 1991)

1.	♦Janna Kovensky (2001)	65
2.	♦Tiffany Goudy (2002)	64
	♦Sarah Hershman (2002)	64
	♦Tiffany Goudy (2001)	64
	♦Kellie Nordhagen (2001)	64
6.	♦Janna Kovensky (2002)	63
	♦Kelcy Murphy (2002)	63
	♦Kellie Nordhagen (2002)	63
	♦Sarah Hershman (2001)	63
10.	♦Erin Floros (2008)	61
	♦Brittany Knudsen (2008)	61
	♦Tamani Wells (2008)	61
	♦Kellie Nordhagen (2000)	61

AT BATS

1.	Barb Mays (1985)	237
2.	♦Kellie Nordhagen (2001)	218
3.	♦Kellie Nordhagen (2002)	212
4.	♦Kellie Nordhagen (2000)	208
5.	♦Tiffany Goudy (2001)	201
6.	♦Tonye McCorkle (2008)	197
7.	♦Janna Kovensky (2002)	195
8.	♦Tamani Wells (2008)	194
	♦Kelley Santa Cruz (1997)	194
10.	♦Tiffany Goudy (2002)	193
	♦Janna Kovensky (2001)	193

RUNS

1.	♦Kayla Jordan (2015)	63
2.	♦Hayley Miles (2012)	62
3.	♦Tiffany Goudy (2002)	41
4.	♦Lorena Bauer (2015)	40
	♦Kellie Nordhagen (2000)	40
6.	♦Kayla Jordan (2013)	39
	♦Brittany Knudsen (2008)	39
	♦Brittany Knudsen (2007)	39
9.	♦Jessica Camello (2011)	38
10.	♦Kayla Jordan (2014)	37
	♦Patrice Jackson (2013)	37
	♦Tonye McCorkle (2008)	37
	♦Meagan Hartung (2004)	37
	♦Janna Kovensky (2004)	37
	♦Kellie Nordhagen (2002)	37

HITS

1.	♦Kellie Nordhagen (2000)	81
2.	♦Kayla Jordan (2015)	79
3.	♦Hayley Miles (2012)	75
	♦Kellie Nordhagen (2001)	75
5.	♦Lorena Bauer (2015)	73
6.	♦Tiffany Goudy (2002)	70
7.	♦Lorena Bauer (2013)	67
	♦Kellie Nordhagen (2002)	67
9.	♦Tamani Wells (2008)	64
	♦Brittany Knudsen (2007)	64
	♦Meagan Hartung (2004)	64

20. ♦Samantha Camello (2016) 60

EXTRA-BASE HITS

1.	♦Hayley Miles (2012)	42
2.	♦Lorena Bauer (2015)	35
3.	♦Lorena Bauer (2013)	33
4.	♦Patrice Jackson (2013)	29
5.	♦Kayla Jordan (2015)	28
6.	♦Patrice Jackson (2014)	27
7.	♦Lorena Bauer (2011)	25
8.	♦Patrice Jackson (2012)	22
9.	♦Kayla Jordan (2013)	21
	♦Lorena Bauer (2012)	21
	Trish Mang (1987)	21

SINGLES

1.	♦Kellie Nordhagen (2000)	64
2.	♦Kellie Nordhagen (2001)	63
3.	♦Tamani Wells (2008)	61
4.	♦Joann Figueroa (2002)	55
5.	♦Kellie Nordhagen (2002)	54
6.	♦Brittany Knudsen (2007)	52
	♦Joann Figueroa (2003)	52
8.	♦Tiffany Goudy (2001)	51
	♦Janna Kovensky (2004)	51
	♦Erin Mahoney (2003)	51

DOUBLES

1.	♦Hayley Miles (2012)	20
2.	♦Kayla Jordan (2015)	18
	♦Lorena Bauer (2013)	18
4.	♦Lorena Bauer (2015)	15
5.	♦Tiffany Goudy (2002)	14
	♦Kellie Nordhagen (2000)	14
	Shanon Pouelsen (1994)	14
8.	♦Samantha Camello (2016)	13
	♦Brittany Knudsen (2009)	13
	♦Erin Floros (2006)	13
	♦Meagan Hartung (2004)	13

TRIPLES

1.	♦Kayla Jordan (2013)	6
2.	♦Kayla Jordan (2012)	5
	Shanon Pouelsen (1993)	5
	Stacy Goff (1987)	5
5.	♦Lindsey Marquez (2011)	4
	♦Tonye McCorkle (2009)	4
	♦Tonye McCorkle (2008)	4
	♦Tamani Wells (2007)	4
	♦Tiffany Goudy (2002)	4
	♦Kelcy Murphy (2002)	4
	Six others tied at	4

HOME RUNS

1.	♦Hayley Miles (2012)	20
2.	♦Lorena Bauer (2015)	19
3.	♦Patrice Jackson (2013)	18
4.	♦Patrice Jackson (2014)	17
5.	♦Lorena Bauer (2011)	15
6.	♦Lorena Bauer (2013)	13
	♦Lorena Bauer (2012)	13
8.	♦Patrice Jackson (2012)	11
9.	♦Jenavee Peres (2016)	9
	♦Kayla Jordan (2015)	9
	♦Jenavee Peres (2015)	9

RUNS BATTED IN

1.	♦Lorena Bauer (2015)	67
2.	♦Patrice Jackson (2014)	49
	♦Lorena Bauer (2013)	49
	♦Hayley Miles (2012)	49
5.	♦Jenavee Peres (2015)	48
	♦Patrice Jackson (2013)	48
	♦Lorena Bauer (2011)	48
8.	♦Justeen Maeva (2012)	42
9.	♦Kelcy Murphy (2002)	41
10.	♦Patrice Jackson (2012)	39
	♦Justeen Maeva (2011)	39
	♦Erin Floros (2008)	39

TOTAL BASES

1.	♦Hayley Miles (2012)	159
2.	♦Lorena Bauer (2015)	147
3.	♦Lorena Bauer (2013)	128
4.	♦Kayla Jordan (2015)	126
5.	♦Patrice Jackson (2013)	124
6.	♦Patrice Jackson (2014)	114
7.	♦Kayla Jordan (2013)	102
	♦Kellie Nordhagen (2000)	102
9.	Trish Mang (1987)	99
	♦Tiffany Goudy (2002)	98

WALKS

1.	♦Patrice Jackson (2014)	59
2.	♦Hayley Miles (2014)	37
3.	♦Sydney Cable (2014)	36
4.	♦Hayley Miles (2012)	34
5.	♦Brittany Knudsen (2009)	28
	♦Meagan Hartung (2004)	28
	♦Anne Marie Risquez (1998)	28
8.	♦Hayley Miles (2015)	27
	♦Patrice Jackson (2013)	27
	♦Brittany Knudsen (2008)	27

STRIKEOUTS (since 1981)

1.	♦Kelcy Murphy (2003)	40
2.	♦Brittany Knudsen (2008)	38
3.	♦Patrice Jackson (2014)	37
4.	♦Patrice Jackson (2012)	36
5.	♦Summer Ehrsam (2002)	34
6.	♦Brittany Knudsen (2009)	33
7.	♦Brittany Knudsen (2007)	32
	Erin Murphy (1984)	32
9.	♦Tonye McCorkle (2009)	31
	♦Joann Figueroa (2001)	31

TIMES HIT BY PITCH (since 1981)

1.	♦Sydney Cable (2014)	14
2.	♦Amber Grahlman (2002)	8
3.	♦Sydney Cable (2016)	6
	♦Kristen Carranza (2005)	6
	♦Tashie Aguinaga (2001)	6
	Robin Long (1989)	6
7.	♦Sam Vlot (2016)	5
	♦Sydney Cable (2015)	5
	♦Kayla Jordan (2015)	5
	♦Jenavee Peres (2015)	5
	♦Hayley Miles (2011)	5
	♦Monica Alnes (2010)	5
	♦Meagan Hartung (2006)	5
	♦Megan McDonald (2006)	5
	♦Megan McDonald (2005)	5

STOLEN BASES

1.	♦Gina Punaro (1997)	32
2.	♦Tamani Wells (2008)	25
	♦Kelley Santa Cruz (1997)	25
4.	♦Kelley Santa Cruz (1996)	23
5.	♦Kayla Jordan (2015)	21
	♦Dominique Dinner (2014)	21
7.	♦Kayla Jordan (2014)	20
	♦Tami Simpson (1999)	20
	Jennifer Hamby (1993)	20
10.	♦Sarah Hershman (2002)	19
	♦Janna Kovensky (2002)	19

STOLEN BASE % (since '83; min. 8 att)

1.	Lori Turken (1982)	1.000 (18/18)
	♦Janna Kovensky (2004)	1.000 (17/17)
	♦Jen Wisneski (2011)	1.000 (8/8)
	♦Tami Simpson (1998)	1.000 (8/8)
5.	♦Stefanie Quichocho-Rosario (2007)	.938
6.	♦Brittany Knudsen (2008)	.923
	♦Meagan Hartung (2006)	.923
8.	♦Kelley Santa Cruz (1996)	.920
9.	♦Tonye McCorkle (2009)	.917
	Tracy Stowe (1992)	.917

SACRIFICE HITS

1.	Joanne Vilarino (1985)	28
2.	Tracy Stowe (1992)	25
3.	♦Tamani Wells (2008)	23
4.	♦Joann Figueroa (2002)	21
5.	♦Sarah Hershman (2001)	19
6.	♦Anne Marie Risquez (1997)	18
	Tracy Stowe (1991)	18
	Cindy Moser (1984)	18
9.	♦Bree Boyer (2004)	16
	♦Erin Mahoney (2004)	16
	♦Sarah Hershman (2002)	16

SACRIFICE FLIES (since 1983)

1.	Robin Long (1987)	5
2.	♦Molly Sturdivant (2016)	4
	♦Lindsey Marquez (2008)	4
	♦Kelly Bunker (1999)	4
5.	♦Jenavee Peres (2015)	3
	♦Patrice Jackson (2013)	3
	♦Kamerin May (2013)	3
	♦Patrice Jackson (2012)	3
	♦Lorena Bauer (2011)	3
	♦Justeen Maeva (2010)	3
	♦Taryin Casillas (2007)	3
	♦Joann Figueroa (2004)	3
	♦Janna Kovensky (2002)	3
	♦Tashie Aguinaga (2000)	3
	♦Erryn Gutjahr (1999)	3
	Stephanie Chapel (1990)	3

AB/STRIKEOUT (since '81; min. 100 AB)

1.	Trish Mang (1988)	124.00
2.	Trish Mang (1987)	61.00
3.	♦Jackie Eigner (1998)	51.00
4.	Jennifer Hamby (1992)	36.00
5.	Jennifer Woolery (1994)	33.25
6.	Julie Caldwell (1989)	31.20
7.	♦Tamani Wells (2007)	29.50
8.	♦Erin Floros (2009)	28.75
9.	♦Vanessa Villegas (2000)	25.60
10.	Barbara Mays (1986)	24.29

AZTEC SEASON RECORDS CONTINUED

PITCHING RECORDS

▷ **WINS**

1. ♦Erica Romero (2015)	36
2. ♦Danielle O'Toole (2014)	31
3. ♦Christina Ross (2008)	30
♦Sandra Durazo (2001)	30
4. ♦Samantha Beasley (2010)	29
6. ♦Sandra Durazo (2000)	25
7. ♦Christina Ross (2007)	23
8. ♦Rebecca Arbino (2013)	21
9. ♦Bailey Micetich (2011)	20
♦Bre DeSanta (2002)	20

▷ **WIN PCT. (min. 12 decisions)**

1. ♦Celena Velasquez (2004)	.762
2. ♦Danielle O'Toole (2014)	.756
3. ♦Bre DeSanta (2003)	.750
4. ♦Bailey Micetich (2009)	.731
5. ♦Samantha Beasley (2010)	.725
6. ♦Bre DeSanta (2002)	.690
7. ♦Christina Ross (2008)	.682
8. ♦Bailey Micetich (2012)	.680
9. ♦Erica Romero (2015)	.679
10. ♦Sandra Durazo (2000)	.676

▷ **EARNED RUN AVG. (min. 80 IP)**

1. Patty Mackey (1983)	0.33
2. Robyn Reid (1984)	0.45
3. Lisa Perettie (1991)	0.71
4. Patty Mackey (1982)	0.72
5. Robyn Reid (1983)	0.78
6. ♦Christina Ross (2008)	1.00
7. Patty Mackey (1980)	1.01
8. Robyn Reid (1985)	1.08
9. Lori Thompson (1985)	1.13
10. ♦Bre DeSanta (2003)	1.15

▷ **APPEARANCES**

1. ♦Erica Romero (2015)	56
2. ♦Christina Ross (2008)	52
3. ♦Danielle O'Toole (2014)	48
4. ♦Sandra Durazo (2001)	47
5. ♦Bre DeSanta (2002)	46
♦Sandra Durazo (2000)	46
7. ♦Samantha Beasley (2010)	45
♦Christina Ross (2007)	45
9. ♦Rebecca Arbino (2013)	42
♦Bailey Micetich (2011)	42
♦Celena Velasquez (2005)	42

▷ **GAMES STARTED**

1. ♦Erica Romero (2015)	47
2. ♦Sandra Durazo (2001)	40
3. ♦Christina Ross (2008)	38
4. ♦Danielle O'Toole (2014)	36
5. Lisa Michie (1986)	34
6. ♦Samantha Beasley (2010)	33
♦Christina Ross (2007)	33
Michelle Wesson (1990)	33
9. Karen McCormick (1992)	31
Heidi Urban (1987)	31
Robyn Reid (1985)	31

▷ **COMPLETE GAMES**

1. ♦Sandra Durazo (2001)	35
2. ♦Christina Ross (2008)	31
3. Lisa Michie (1986)	30
4. ♦Erica Romero (2015)	28
Michelle Wesson (1990)	28
6. ♦Danielle O'Toole (2014)	26
Heidi Urban (1987)	26
Robyn Reid (1985)	26
9. ♦Christina Ross (2007)	25
10. Karen McCormick (1993)	24
MarQuessa Penrod (1993)	24
Karen McCormick (1992)	24

▷ **SOLO SHUTOUTS (since 1999)**

1. ♦Samantha Beasley (2010)	11
2. ♦Celena Velasquez (2005)	10
3. ♦Christina Ross (2008)	9
♦Christina Ross (2007)	9
♦Sandra Durazo (2001)	9
6. ♦Bre DeSanta (2003)	8
7. ♦Danielle O'Toole (2014)	7
♦Samantha Beasley (2009)	7
♦Bailey Micetich (2009)	7
10. ♦Bailey Micetich (2012)	6

▷ **TOTAL SHUTOUTS**

1. ♦Samantha Beasley (2010)	14
♦Christina Ross (2008)	14
3. ♦Celena Velasquez (2005)	12
4. ♦Danielle O'Toole (2014)	11
♦Samantha Beasley (2009)	11
♦Bailey Micetich (2009)	11
7. ♦Bre DeSanta (2003)	10
♦Sandra Durazo (2001)	10
Michelle Wesson (1990)	10
10. ♦Rebecca Arbino (2013)	9
♦Christina Ross (2007)	9

▷ **SAVES**

1. ♦Samantha Beasley (2009)	6
♦Celena Velasquez (2005)	6
♦Bre DeSanta (2002)	6
4. ♦Celena Velasquez (2004)	5
5. ♦Alex Formby (2016)	4
♦Rebecca Arbino (2012)	4
7. ♦Samantha Beasley (2011)	3
♦Bailey Micetich (2010)	3
♦Renaeh Mohamed (1997)	3
10. ♦Erica Romero (2014)	2
♦Rebecca Arbino (2013)	2
♦Christina Ross (2008)	2
♦Christina Ross (2007)	2
♦Christina Ross (2006)	2
♦Deanna Richards (2003)	2
♦Sandra Durazo (2000)	2
Five others tied at	2

▷ **INNINGS PITCHED**

1. ♦Erica Romero (2015)	318.2
2. ♦Sandra Durazo (2001)	297.1
3. ♦Christina Ross (2008)	293.2
4. ♦Danielle O'Toole (2014)	256.2
5. Lisa Michie (1986)	253.0
6. ♦Samantha Beasley (2010)	240.0
7. Michelle Wesson (1990)	237.0
8. ♦Christina Ross (2007)	228.2
9. ♦Sandra Durazo (2000)	224.1
10. Karen McCormick (1992)	219.1

▷ **STRIKEOUTS**

1. ♦Samantha Beasley (2010)	354
2. ♦Christina Ross (2008)	275
3. ♦Samantha Beasley (2009)	227
4. ♦Celena Velasquez (2005)	211
5. ♦Sandra Durazo (2001)	203
6. ♦Rebecca Arbino (2013)	201
♦Christina Ross (2007)	201
8. ♦Bre DeSanta (2003)	199
9. ♦Bailey Micetich (2012)	198
10. ♦Danielle O'Toole (2014)	196

▷ **K'S PER 7 INNINGS (min. 80 IP)**

1. ♦Samantha Beasley (2010)	10.32
2. ♦Melissa Owens (2007)	8.66
3. ♦Samantha Beasley (2009)	8.45
4. ♦Bailey Micetich (2012)	8.30
5. ♦Bre DeSanta (2003)	7.90
6. ♦Celena Velasquez (2005)	7.83
7. ♦Samantha Beasley (2011)	7.62
8. ♦Cori Janelli (2005)	6.941
9. ♦Bailey Micetich (2009)	6.936
10. ♦Celena Velasquez (2006)	6.80

▷ **WALKS (since 1981)**

1. ♦Erica Romero (2015)	108
2. ♦Bre DeSanta (2003)	84
3. Mya Sanders (1981)	75
4. ♦Sandra Durazo (2001)	73
5. ♦MarQuessa Penrod (1995)	67
6. ♦Samantha Beasley (2011)	65
7. ♦Christina Ross (2008)	64
Lisa Michie (1986)	64
9. ♦Samantha Beasley (2009)	63
10. MarQuessa Penrod (1993)	62

▷ **WALKS PER 7 INNINGS (min. 80 IP)**

1. ♦Cori Janelli (2004)	0.57
2. Robyn Reid (1984)	0.65
3. ♦Celena Velasquez (2005)	0.78
4. Vicki Bence (1986)	0.826
5. ♦Celena Velasquez (2003)	0.833
6. Sara Ahern (1990)	0.86
7. ♦Renaeh Mohamed (1997)	0.90
8. Patty Mackey (1983)	0.96
9. ♦Celena Velasquez (2004)	1.05
10. ♦Lisa Gonzales (1997)	1.07

▷ **K/BB RATIO (min. 80 IP)**

1. ♦Celena Velasquez (2005)	10.05
2. ♦Cori Janelli (2004)	8.50
3. Robyn Reid (1984)	8.21
4. ♦Bailey Micetich (2012)	6.60
5. ♦Celena Velasquez (2003)	6.53
6. ♦Samantha Beasley (2010)	6.10
7. ♦Rebecca Arbino (2013)	5.91
8. ♦Melissa Owens (2007)	5.33
9. ♦Bailey Micetich (2009)	5.14
10. ♦Celena Velasquez (2004)	4.81

▷ **OPP. AVG. (min. 80 IP) (since 1991)**

1. ♦Samantha Beasley (2010)	.173
2. ♦Celena Velasquez (2005)	.1740
3. ♦Bre DeSanta (2003)	.1744
4. Lisa Perettie (1991)	.189
5. ♦Samantha Beasley (2009)	.203
6. ♦Bre DeSanta (2002)	.205
7. ♦Christina Ross (2008)	.206
8. Michelle Wesson (1991)	.207
9. ♦Cori Janelli (2004)	.215
10. Tracey Andrews (2002)	.216

▷ **HITS PER 7 INNINGS (min. 80 IP)**

1. Lori Thompson (1985)	4.04
2. ♦Bre DeSanta (2003)	4.12
3. Patty Mackey (1982)	4.15
4. Robyn Reid (1983)	4.23
5. Patty Mackey (1983)	4.257
6. Robyn Reid (1985)	4.260
7. Robyn Reid (1984)	4.372
8. ♦Samantha Beasley (2010)	4.375
9. ♦Celena Velasquez (2005)	4.378
10. Mya Sanders (1981)	4.49

▷ **WHIP (Walks+Hits/IP) (min. 80 IP)**

1. Robyn Reid (1984)	0.718
2. ♦Celena Velasquez (2005)	0.737
3. Patty Mackey (1983)	0.744
4. Lori Thompson (1985)	0.785
5. Patty Mackey (1982)	0.788
6. Robyn Reid (1983)	0.791
7. Robyn Reid (1985)	0.806
8. Lisa Perettie (1991)	0.854
9. Lisa Mackey (1980)	0.862
10. ♦Samantha Beasley (2010)	0.867

DEFENSIVE RECORDS

▷ **FIELDING % (since '81, min. 120 chances)**

1. ♦Erin Floros (2009)	1.000 (281 ch.)
♦Danielle Touhey (2003)	1.000 (251 ch.)
3. Debbie Burford (1991)	.998
4. ♦Danielle Touhey (2005)	.995
5. ♦Kristin May (2010)	.9941
6. ♦Amber Grahlman (2003)	.9940
7. Kathy Benson (1981)	.9938
8. ♦Erin Floros (2006)	.9932
9. ♦Kristina Kirk (2000)	.9925
10. ♦Eva Sahatdijan (2011)	.9923

▷ **CHANCES (since 1981)**

1. Anna Mendez (1990)	594
2. Stacy Goff (1987)	589
3. Leslie Lung (1989)	577
4. ♦Summer Ehrsam (2002)	517
5. ♦Erryn Gutjahr (1997)	506
6. ♦Jacque Vaca (2003)	458
7. Joanne Vilarino (1985)	457
8. ♦Summer Ehrsam (2001)	449
9. Debbie Burford (1991)	424
Leslie Lung (1988)	424

▷ **PUTOUTS (since 1981)**

1. Anna Mendez (1990)	547
2. Leslie Lung (1989)	532
3. Stacy Goff (1987)	526
4. ♦Summer Ehrsam (2002)	465
5. ♦Erryn Gutjahr (1997)	455
6. ♦Jacque Vaca (2003)	404
7. Debbie Burford (1991)	402
8. ♦Summer Ehrsam (2001)	393
9. Leslie Lung (1988)	388
10. ♦Justeen Maeva (2012)	387

▷ **ASSISTS (since 1981)**

1. ♦Tashie Aguinaga (2001)	201
Barbara Mays (1986)	201
3. Julie Myers (1990)	197
4. Kellie Eldredge (1987)	189
5. ♦Jackie Eigner (1997)	184
6. ♦Kelcy Murphy (2002)	179
7. Trish Mang (1987)	173
8. ♦Joann Figueroa (2002)	154
9. Jennifer Drobback (1989)	150
10. ♦Kelcy Murphy (2003)	144

▷ **ERRORS (Since 1981)**

1. ♦Kelly White (1996)	30
2. ♦Shannyn Morgan (1998)	26
3. ♦Joie Bonilla (1995)	25
4. ♦Monica Downey (2013)	24
Christie Dunckel (1992)	24
6. ♦Vanessa Villegas (1999)	23
7. Susanne Campbell (1989)	22
Barbara Mays (1986)	22
Barbara Mays (1985)	22
10. Robin Long (1988)	21
Kellie Eldredge (1987)	21

AZTEC CAREER RECORDS (*BOLD* indicates 2016 player; ♦ indicates happened in Van Wyk era)

OFFENSIVE RECORDS

▷ **BATTING AVG.** (*min. 250 AB*)

1. Trish Mang (1987-88) .358
2. ♦Lorena Bauer (2011-13, 15) .351
3. ♦Justeen Maeva (2010-12) .345
4. ♦Brittany Knudsen (2007-10) .343
5. ♦Kayla Jordan (2012-15) .342
6. ♦Kellie Nordhagen (1999-02) .336
7. ♦Erin Floros (2006-09) .331
8. ♦Hayley Miles (2011-12, 14-15) .330
9. ♦Tiffany Goudy (2000-02) .328
10. ♦Patrice Jackson (2010, 12-14) .319

▷ **ON-BASE PCT.** (*min. 250 AB*)

1. ♦Hayley Miles (2011-12, 14-15) .442
2. ♦Sydnee Cable (2014-) .436
3. ♦Brittany Knudsen (2007-10) .432
4. Trish Mang (1987-88) .431
5. ♦Patrice Jackson (2010, 12-14) .426
6. ♦Lorena Bauer (2011-13, 15) .411
7. ♦Kayla Jordan (2012-15) .4082
8. ♦Erin Floros (2006-09) .4079
9. ♦Justeen Maeva (2010-12) .406
10. ♦Katie Mathis (2011-14) .395

▷ **SLUGGING PCT.** (*min. 250 AB*)

1. ♦Lorena Bauer (2011-13, 15) .737
2. ♦Patrice Jackson (2010, 12-14) .641
3. ♦Hayley Miles (2011-12, 14-15) .598
4. Trish Mang (1987-88) .541
5. ♦Justeen Maeva (2010-12) .524
6. ♦Kayla Jordan (2012-15) .519
7. ♦Brittany Knudsen (2007-10) .468
8. ♦Erin Floros (2006-09) .458
9. ♦Jaylene Ignacio (2014-) .442
10. ♦Tiffany Goudy (2000-02) .441

▷ **OPS PCT. (OB% + SLG%)** (*min. 250 AB*)

1. ♦Lorena Bauer (2011-13, 15) 1.148
2. ♦Patrice Jackson (2010, 12-14) 1.067
3. ♦Hayley Miles (2011-12, 14-15) 1.040
4. Trish Mang (1987-88) .972
5. ♦Justeen Maeva (2010-12) .930
6. ♦Kayla Jordan (2012-15) .927
7. ♦Brittany Knudsen (2007-10) .900
8. ♦Erin Floros (2006-09) .866
9. ♦Sydnee Cable (2014-) .856
10. ♦Tiffany Goudy (2000-02) .829

▷ **GAMES PLAYED**

1. ♦Janna Kovensky (2001-04) 249
2. ♦Sarah Hershman (1999-02) 235
3. ♦Kellie Nordhagen (1999-02) 231
4. ♦Joann Figueroa (2001-04) 226
5. ♦Hayley Miles (2011-12, 14-15) 223
6. ♦Kayla Jordan (2012-15) 222
7. ♦Brittany Knudsen (2007-10) 220
8. ♦Erin Floros (2006-09) 220
9. Stephanie Chapel (1990-93) 219
10. ♦Jen Wisneski (2008-11) 217

▷ **GAMES STARTED** (*since 1991*)

1. ♦Janna Kovensky (2001-04) 246
2. ♦Sarah Hershman (1999-02) 229
3. ♦Kellie Nordhagen (1999-02) 225
4. ♦Hayley Miles (2011-12, 14-15) 222
5. ♦Brittany Knudsen (2007-10) 218
6. ♦Erin Floros (2006-09) 218
7. ♦Jen Wisneski (2008-11) 216
8. ♦Joann Figueroa (2001-04) 215
9. ♦Kayla Jordan (2012-15) 212
10. ♦Chrystal Friesen (1993-96) 206

▷ **AT BATS**

1. ♦Kellie Nordhagen (1999-02) 755
2. ♦Janna Kovensky (2001-04) 737
3. ♦Kayla Jordan (2012-15) 699
4. ♦Sarah Hershman (1999-02) 685
5. ♦Joann Figueroa (2001-04) 675
6. ♦Brittany Knudsen (2007-10) 657
7. Stephanie Chapel (1990-93) 657
8. ♦Erryn Gutjahr (1996-99) 642
9. ♦Hayley Miles (2011-12, 14-15) 637
10. ♦Lorena Bauer (2011-13, 15) 613

▷ **RUNS**

1. ♦Kayla Jordan (2012-15) 167
2. ♦Hayley Miles (2011-12, 14-15) 157
3. ♦Brittany Knudsen (2007-10) 134
4. ♦Janna Kovensky (2001-04) 134
5. ♦Kellie Nordhagen (1999-02) 126
6. ♦Tamani Wells (2005-08) 109
7. ♦Sarah Hershman (1999-02) 102
8. ♦Lorena Bauer (2011-13, 15) 101
9. ♦Patrice Jackson (2010, 12-14) 99
10. ♦Felicia Reifschneider (2009-12) 89

11. ♦Leia Ruiz (2013-) 86

▷ **HITS**

1. ♦Kellie Nordhagen (1999-02) 254
2. ♦Kayla Jordan (2012-15) 239
3. ♦Janna Kovensky (2001-04) 227
4. ♦Brittany Knudsen (2007-10) 226
5. ♦Lorena Bauer (2011-13, 15) 215
6. ♦Sarah Hershman (1999-02) 212
7. ♦Hayley Miles (2011-12, 14-15) 210
8. ♦Joann Figueroa (2001-04) 193
9. ♦Erryn Gutjahr (1996-99) 184
10. Stephanie Chapel (1990-93) 178

▷ **EXTRA-BASE HITS**

1. ♦Lorena Bauer (2011-13, 15) 114
2. ♦Hayley Miles (2011-12, 14-15) 90
3. ♦Patrice Jackson (2010, 12-14) 81
4. ♦Kayla Jordan (2012-15) 72
5. ♦Brittany Knudsen (2007-10) 54
6. ♦Erin Floros (2006-09) 54
7. ♦Monica Alnes (2006-07, 09-10) 50
8. ♦Kellie Nordhagen (1999-02) 48
9. ♦Janna Kovensky (2001-04) 47
10. ♦Justeen Maeva (2010-12) 45

▷ **SINGLES**

1. ♦Kellie Nordhagen (1999-02) 206
2. ♦Janna Kovensky (2001-04) 180
3. ♦Joann Figueroa (2001-04) 175
4. ♦Brittany Knudsen (2007-10) 172
5. ♦Sarah Hershman (1999-02) 169
6. ♦Kayla Jordan (2012-15) 167
7. ♦Tamani Wells (2005-08) 156
8. ♦Leia Ruiz (2013-) 140
9. ♦Erryn Gutjahr (1996-99) 130
10. ♦Erin Floros (2006-09) 129

▷ **DOUBLES**

1. ♦Lorena Bauer (2011-13, 15) 51
2. ♦Hayley Miles (2011-12, 14-15) 46
3. ♦Kayla Jordan (2012-15) 39
4. ♦Brittany Knudsen (2007-10) 36
5. ♦Monica Alnes (2006-07, 09-10) 35
6. ♦Kellie Nordhagen (1999-02) 34
7. ♦Erin Floros (2006-09) 34
8. ♦Patrice Jackson (2010, 12-14) 32
9. ♦Janna Kovensky (2001-04) 27
10. ♦Kristin May (2010-13) 26
11. ♦Erin Floros (2006-09) 26
12. ♦Tiffany Goudy (2000-02) 26
13. ♦Sarah Hershman (1999-02) 26
14. ♦Shannon Pouelsen (1992-95) 26

▷ **TRIPLES**

1. ♦Kayla Jordan (2012-15) 14
2. ♦Kellie Nordhagen (1999-02) 12
3. Stephanie Chapel (1990-93) 12
4. Robin Long (1987-89) 10
5. ♦Brittany Knudsen (2007-10) 8
6. ♦Tonye McCorkle (2008-09) 8
7. ♦Janna Kovensky (2001-04) 8
8. ♦Sarah Hershman (1999-02) 8
9. ♦Hayley Miles (2011-12, 14-15) 7
10. ♦Lindsey Marquez (2007-08, 10-11) 7
11. ♦Jen Wisneski (2008-11) 7
12. ♦Kelcy Murphy (2001-04) 7
13. ♦Shannon Pouelsen (1992-95) 7
14. Trish Mang (1987-88) 7
15. Katy Murphy (1982-85) 7

▷ **HOME RUNS**

1. ♦Lorena Bauer (2011-13, 15) 60
2. ♦Patrice Jackson (2010, 12-14) 46
3. ♦Hayley Miles (2011-12, 14-15) 37
4. ♦Kayla Jordan (2012-15) 19
5. ♦Jenavee Peres (2015-) 18
6. ♦Justeen Maeva (2010-12) 18
7. ♦Megan McDonald (2005-08) 17
8. ♦Erryn Gutjahr (1996-99) 17
9. ♦Jaylene Ignacio (2014-) 13
10. ♦Jen Wisneski (2008-11) 12
11. ♦Erin Floros (2006-09) 12
12. ♦Janna Kovensky (2001-04) 12

▷ **RUNS BATTED IN**

1. ♦Lorena Bauer (2011-13, 15) 200
2. ♦Patrice Jackson (2010, 12-14) 138
3. ♦Hayley Miles (2011-12, 14-15) 130
4. ♦Justeen Maeva (2010-12) 117
5. ♦Kelcy Murphy (2001-04) 102
6. ♦Erin Floros (2006-09) 102
7. ♦Sarah Hershman (1999-02) 97
8. ♦Megan McDonald (2005-08) 96
9. ♦Monica Alnes (2006-07, 09-10) 95

▷ **TOTAL BASES**

1. ♦Lorena Bauer (2011-13, 15) 452
2. ♦Hayley Miles (2011-12, 14-15) 381
3. ♦Kayla Jordan (2012-15) 363
4. ♦Patrice Jackson (2010, 12-14) 351
5. ♦Kellie Nordhagen (1999-02) 318
6. ♦Brittany Knudsen (2007-10) 308
7. ♦Janna Kovensky (2001-04) 306
8. ♦Sarah Hershman (1999-02) 281
9. ♦Erryn Gutjahr (1996-99) 275
10. ♦Justeen Maeva (2010-12) 243

▷ **WALKS**

1. ♦Hayley Miles (2011-12, 14-15) 120
2. ♦Patrice Jackson (2010, 12-14) 103
3. ♦Brittany Knudsen (2007-10) 99
4. ♦Janna Kovensky (2001-04) 71
5. ♦Megan McDonald (2005-08) 69
6. ♦Sydnee Cable (2014-) 66
7. ♦Kayla Jordan (2012-15) 66
8. ♦Lorena Bauer (2011-13, 15) 62
9. ♦Erin Floros (2006-09) 62
10. ♦Chrystal Friesen (1993-96) 62

▷ **STRIKEOUTS** (*since 1981*)

1. ♦Brittany Knudsen (2007-10) 124
2. ♦Patrice Jackson (2010, 12-14) 120
3. ♦Joann Figueroa (2001-04) 104
4. ♦Summer Ehrsam (1999-02) 98
5. ♦Danielle Touhey (2002-05) 93
6. Lori Turken (1982-85) 92
7. ♦Chrystal Friesen (1993-96) 84
8. ♦Shannon Pouelsen (1992-95) 83
9. ♦Kayla Jordan (2012-15) 80
10. ♦Dani Sidoti (2005, 07-09) 77
11. ♦Meagan Hartung (2003-06) 77
12. ♦Janna Kovensky (2001-04) 77
13. ♦Kelcy Murphy (2001-04) 77

▷ **TIMES HIT BY PITCH** (*since 1981*)

1. ♦Sydnee Cable (2014-) 25
2. ♦Megan McDonald (2005-08) 16
3. ♦Kayla Jordan (2012-15) 15
4. ♦Hayley Miles (2011-12, 14-15) 11
5. ♦Monica Alnes (2006-07, 09-10) 11
6. Robin Long (1987-89) 11
7. ♦Meagan Hartung (2003-06) 10
8. ♦Kelcy Murphy (2001-04) 9
9. ♦Amber Grahman (2002-03) 9
10. ♦Tashie Aguinaga (2000-01) 9

▷ **STOLEN BASES**

1. ♦Kayla Jordan (2012-15) 66
2. ♦Kelley Santa Cruz (1996-98) 59
3. ♦Janna Kovensky (2001-04) 57
4. ♦Tamani Wells (2005-08) 51
5. ♦Sarah Hershman (1999-02) 50
6. ♦Brittany Knudsen (2007-10) 45
7. Lori Turken (1982-85) 43
8. ♦Stefanie Quichocho-Rosario (2007-10) 40
9. ♦Gina Punaro (1997-98) 39
10. ♦Felicia Reifschneider (2009-12) 38

▷ **STOLEN BASE %** (*since '83; min. 20 att*)

1. ♦Tami Simpson (1998-00) .933
2. Lori Turken (1982-85) .896
3. ♦Janna Kovensky (2001-04) .877
4. ♦Kristy Hensel (1996-98) .857
5. ♦Tonye McCorkle (2008-09) .852
6. ♦Gina Punaro (1997-98) .848
7. ♦Kayla Jordan (2012-15) .846
8. ♦Chrystal Friesen (1993-96) .833
9. ♦Dominique Dinner (2012-14) .828
10. ♦Zaria Meshack (2015-) .826
11. ♦Roshana Lavery (2010-12) .826
12. ♦Stevie Campbell (1993-95) .826

▷ **SACRIFICE HITS**

1. ♦Tamani Wells (2005-08) 53
2. Tracy Stowe (1990-92) 50
3. ♦Sarah Hershman (1999-02) 43
4. ♦Joann Figueroa (2001-04) 42
5. ♦Janna Kovensky (2001-04) 38
6. ♦Bree Boyer (2003-06) 37
7. ♦Erin Mahoney (2003-05) 36
8. Joanne Vilarino (1984-85) 34
9. Cindy Moser (1982-85) 32
10. ♦Brittany Knudsen (2007-10) 29
11. Stacy Sullivan (1986-88) 29

12. ♦Leia Ruiz (2013-) 28

▷ **SACRIFICE FLIES**

1. ♦Patrice Jackson (2010, 12-14) 9
2. ♦Megan McDonald (2005-08) 8
3. ♦Erryn Gutjahr (1996-99) 7
4. ♦Kristin May (2010-13) 6
5. ♦Lindsey Marquez (2007-08, 10-11) 6
6. ♦Justeen Maeva (2010-12) 5
7. ♦Monica Alnes (2006-07, 09-10) 5
8. ♦Brittany Knudsen (2007-10) 5
9. ♦Erin Floros (2006-09) 5
10. ♦Janna Kovensky (2001-04) 5
11. Robin Long (1987-89) 5

12. ♦Molly Sturdivant (2016-) 4

▷ **AB/STRIKEOUT** (*since '81; min. 250 AB*)

1. Trish Mang (1987-88) 76.75
2. Julie Myers (1990-91) 22.21
3. ♦Tamani Wells (2005-08) 17.84
4. Barbara Mays (1985-86) 17.70
5. ♦Jackie Eigner (1997-98) 16.24
6. Jennifer Woolery (1993-94) 15.71
7. ♦Alicia Matulik (1994-96) 15.58
8. Rachel Acuff (1993-94) 15.11
9. ♦Kellie Nordhagen (1999-02) 15.10
10. Jennifer Hamby (1992-93) 14.37

AZTEC CAREER RECORDS CONTINUED

PITCHING RECORDS

▷ WINS

1. ♦Sandra Durazo (1998-01)	87
2. ♦Christina Ross (2006-08)	70
3. ♦Samantha Beasley (2008-11)	61
4. ♦Bailey Micetich (2009-12)	58
5. ♦Erica Romero (2014-)	55
6. ♦Celena Velasquez (2003-06)	55
7. ♦Danielle O'Toole (2013-14)	45
Michelle Wesson (1988-91)	45
9. Bre DeSanta (2002-03)	38
♦MarQuessa Penrod (1993-96)	38

▷ WIN PCT. (min. 30 decisions)

1. ♦Danielle O'Toole (2013-14)	.726
2. ♦Bre DeSanta (2002-03)	.717
3. ♦Christina Ross (2006-08)	.660
4. ♦Erica Romero (2014-)	.655
5. ♦Celena Velasquez (2003-06)	.647
6. ♦Bailey Micetich (2009-12)	.644
7. ♦Samantha Beasley (2008-11)	.642
8. ♦Sandra Durazo (1998-01)	.621
9. ♦Rebecca Arbino (2012-13)	.586
10. ♦Deanna Richards (2003-04)	.516

▷ EARNED RUN AVG. (min. 200 IP)

1. Robyn Reid (1983-85)	0.77
2. Patty Mackey (1980-83)	0.95
3. Lisa Perettie (1989, 91)	1.12
4. Bonnie Rice (1984-85)	1.25
5. ♦Bre DeSanta (2002-03)	1.26
6. Lisa Michie (1983-86)	1.39
7. ♦Christina Ross (2006-08)	1.50
8. Michelle Wesson (1988-91)	1.55
9. Karen McCormick (1991-94)	1.62
10. Mya Sanders (1981-82)	1.68

▷ APPEARANCES

1. ♦Sandra Durazo (1998-01)	165
2. ♦Samantha Beasley (2008-11)	139
3. ♦Celena Velasquez (2003-06)	138
4. ♦Bailey Micetich (2009-12)	136
5. ♦MarQuessa Penrod (1993-96)	132
6. ♦Christina Ross (2006-08)	129
Michelle Wesson (1988-91)	129
8. ♦Erica Romero (2014-)	122
9. Karen McCormick (1991-94)	119
10. ♦Lisa Gonzales (1994-97)	90

▷ GAMES STARTED

1. ♦Sandra Durazo (1998-01)	116
2. ♦Christina Ross (2006-08)	96
3. ♦Samantha Beasley (2008-11)	92
Karen McCormick (1991-94)	92
Michelle Wesson (1988-91)	92
6. ♦Bailey Micetich (2009-12)	91
7. ♦MarQuessa Penrod (1993-96)	88
8. ♦Celena Velasquez (2003-06)	82
9. ♦Erica Romero (2014-)	81
10. Robyn Reid (1983-85)	72

▷ COMPLETE GAMES

1. ♦Sandra Durazo (1998-01)	95
2. ♦Christina Ross (2006-08)	72
3. Michelle Wesson (1988-91)	71
4. Karen McCormick (1991-94)	68
5. Robyn Reid (1983-85)	61
6. ♦MarQuessa Penrod (1993-96)	59
7. Patty Mackey (1980-83)	58
8. ♦Celena Velasquez (2003-06)	46
9. ♦Samantha Beasley (2008-11)	45
10. ♦Bailey Micetich (2009-12)	41

▷ SOLO SHUTOUTS (since 1999)

1. ♦Samantha Beasley (2008-11)	23
♦Christina Ross (2006-08)	23
3. ♦Celena Velasquez (2003-06)	20
4. ♦Sandra Durazo (1998-01)	19
5. ♦Bailey Micetich (2009-12)	17
6. ♦Bre DeSanta (2002-03)	12
7. ♦Danielle O'Toole (2013-14)	10
8. ♦Rebecca Arbino (2012-13)	9
9. ♦Cori Janelli (2004-05)	8
10. ♦Erica Romero (2014-)	6

▷ TOTAL SHUTOUTS (since 1983)

1. ♦Samantha Beasley (2008-11)	36
2. ♦Christina Ross (2006-08)	28
♦Sandra Durazo (1998-01)	28
4. ♦Bailey Micetich (2009-12)	27
5. ♦Celena Velasquez (2003-06)	25
6. Michelle Wesson (1988-91)	23
Robyn Reid (1983-85)	23
8. Karen McCormick (1991-94)	18
9. ♦Danielle O'Toole (2013-14)	17
10. ♦Bre DeSanta (2002-03)	16

▷ SAVES

1. ♦Celena Velasquez (2003-06)	12
2. ♦Samantha Beasley (2008-11)	11
3. ♦Bre DeSanta (2002-03)	7
4. ♦Rebecca Arbino (2012-13)	6
♦Christina Ross (2006-08)	6
6. ♦Renaeh Mohamed (1996-97)	5
7. ♦Alex Formby (2016-)	4
♦Erica Romero (2014-)	4
♦Bailey Micetich (2009-12)	4
10. ♦Sandra Durazo (1998-01)	3
♦Lisa Gonzales (1994-97)	3
Michelle Wesson (1988-91)	3

▷ INNINGS PITCHED

1. ♦Sandra Durazo (1998-01)	879.0
2. ♦Christina Ross (2006-08)	691.1
3. Michelle Wesson (1988-91)	681.2
4. ♦MarQuessa Penrod (1993-96)	641.0
5. ♦Samantha Beasley (2008-11)	639.2
6. Karen McCormick (1991-94)	632.1
7. ♦Bailey Micetich (2009-12)	602.0
8. ♦Celena Velasquez (2003-06)	584.2
9. Robyn Reid (1983-85)	544.1
10. ♦Erica Romero (2014-)	538.0

▷ STRIKEOUTS

1. ♦Samantha Beasley (2008-11)	799
2. ♦Christina Ross (2006-08)	612
3. ♦Bailey Micetich (2009-12)	611
4. ♦Sandra Durazo (1998-01)	543
5. ♦Celena Velasquez (2003-06)	529
6. Robyn Reid (1983-85)	361
7. ♦Bre DeSanta (2002-03)	354
8. ♦Erica Romero (2014-)	336
9. ♦Danielle O'Toole (2013-14)	317
10. ♦Rebecca Arbino (2012-13)	308

▷ K'S PER 7 INNINGS (min. 200 IP)

1. ♦Samantha Beasley (2008-11)	8.74
2. ♦Bailey Micetich (2009-12)	7.10
3. ♦Bre DeSanta (2002-03)	6.39
4. ♦Celena Velasquez (2003-06)	6.33
5. ♦Christina Ross (2006-08)	6.20
6. ♦Cori Janelli (2004-05)	6.03
7. ♦Rebecca Arbino (2012-13)	5.70
8. ♦Danielle O'Toole (2013-14)	5.39
9. Mya Sanders (1981-82)	4.66
10. Robyn Reid (1983-85)	4.64

▷ WALKS

1. ♦Sandra Durazo (1998-01)	225
2. ♦MarQuessa Penrod (1993-96)	223
3. ♦Samantha Beasley (2008-11)	207
4. ♦Erica Romero (2014-)	163
5. Michelle Wesson (1988-91)	162
6. Karen McCormick (1991-94)	161
7. ♦Christina Ross (2006-08)	154
8. ♦Bre DeSanta (2002-03)	143
9. Mya Sanders (1981-82)	129
10. ♦Bailey Micetich (2009-12)	114

▷ WALKS PER 7 INNINGS (min. 200 IP)

1. ♦Celena Velasquez (2003-06)	0.98
2. Sara Ahern (1989-91)	1.03
3. ♦Renaeh Mohamed (1996-97)	1.04
4. Robyn Reid (1983-85)	1.09
5. ♦Cori Janelli (2004-05)	1.20
6. Lisa Perettie (1989, 91)	1.21
7. ♦Deanna Richards (2003-04)	1.31
9. Patty Mackey (1980-83)	1.32
9. ♦Bailey Micetich (2009-12)	1.33
10. ♦Rebecca Arbino (2012-13)	1.33

▷ K/BB RATIO (min. 200 IP)

1. ♦Celena Velasquez (2003-06)	6.45
2. ♦Bailey Micetich (2009-12)	5.36
3. ♦Cori Janelli (2004-05)	5.02
4. ♦Rebecca Arbino (2012-13)	4.28
5. Robyn Reid (1983-85)	4.25
6. ♦Christina Ross (2006-08)	3.97
7. ♦Danielle O'Toole (2013-14)	3.96
8. ♦Samantha Beasley (2008-11)	3.86
9. ♦Deanna Richards (2003-04)	2.51
10. ♦Bre DeSanta (2002-03)	2.48

▷ OPP. AVG. (min. 200 IP) (since 1991)

1. ♦Bre DeSanta (2002-03)	.191
2. ♦Samantha Beasley (2008-11)	.207
3. ♦Celena Velasquez (2003-06)	.211
4. ♦Christina Ross (2006-08)	.218
5. ♦Cori Janelli (2004-05)	.225
6. Karen McCormick (1991-94)	.233
7. ♦Deanna Richards (2003-04)	.239
8. ♦Sandra Durazo (1998-01)	.240
9. ♦Danielle O'Toole (2013-14)	.242
10. ♦Bailey Micetich (2009-12)	.246

▷ HITS PER 7 INNINGS (min. 200 IP)

1. Robyn Reid (1983-85)	4.30
2. ♦Bre DeSanta (2002-03)	4.655
3. Mya Sanders (1981-82)	4.662
4. Patty Mackey (1980-83)	4.73
5. Bonnie Rice (1984-85)	5.11
6. Lisa Perettie (1989, 91)	5.27
7. ♦Samantha Beasley (2008-11)	5.36
8. ♦Celena Velasquez (2003-06)	5.44
9. Lisa Michie (1983-86)	5.57
10. ♦Cori Janelli (2004-05)	6.02

▷ WHIP (Walks+Hits/IP) (min. 200 IP)

1. Robyn Reid (1983-85)	0.770
2. Patty Mackey (1980-83)	0.858
3. Lisa Perettie (1989, 91)	0.926
4. ♦Celena Velasquez (2003-06)	0.917
5. Bonnie Rice (1984-85)	1.007
6. ♦Cori Janelli (2004-05)	1.032
7. ♦Bre DeSanta (2002-03)	1.034
8. ♦Christina Ross (2006-08)	1.041
9. Lisa Michie (1983-86)	1.064
10. ♦Samantha Beasley (2008-11)	1.090

DEFENSIVE RECORDS

▷ FIELDING % (since '81, min. 300 chances)

1. Debbie Burford (1991)	.998
2. Kathy Benson (1981)	.994
3. ♦Erin Floros (2006-09)	.993
4. Joey Clark (1994)	.992
5. ♦Kristin May (2010-13)	.990
6. ♦Jacque Vaca (2003)	.9891
7. ♦Eva Sahatdjan (2010-11)	.9888
8. ♦Danielle Touhey (2002-05)	.986
9. ♦Amber Grahman (2002-03)	.985
10. Cindy Moser (1982-85)	.984

▷ CHANCES (since 1981)

1. ♦Erryn Gutjahr (1996-99)	1,626
2. ♦Monica Alnes (2006-07, 09-10)	1,191
3. ♦Summer Ehsam (1999-02)	1,143
4. ♦Sarah Hershman (1999-02)	1,061
5. ♦Erin Floros (2006-09)	1,059
6. ♦Megan McDonald (2005-08)	1,033
7. Leslie Lung (1988-89)	1,001
8. Stacy Goff (1986-87)	987
9. ♦Kristin May (2010-13)	904
10. ♦Joann Figueroa (2001-04)	889

▷ PUTOUTS (since 1981)

1. ♦Erryn Gutjahr (1996-99)	1,453
2. ♦Monica Alnes (2006-07, 09-10)	1,051
3. ♦Megan McDonald (2005-08)	945
4. ♦Erin Floros (2006-09)	936
5. ♦Summer Ehsam (1999-02)	923
6. Leslie Lung (1988-89)	920
7. Stacy Goff (1986-87)	880
8. Kristin May (2010-13)	829
9. ♦Sydney Cable (2014-)	731
10. ♦Danielle Touhey (2002-05)	712

▷ ASSISTS (since 1981)

1. ♦Chrystal Friesen (1993-96)	412
2. ♦Joann Figueroa (2001-04)	409
3. ♦Kelcy Murphy (2001-04)	386
4. ♦Sarah Hershman (1999-02)	370
5. Barbara Mays (1985-86)	342
6. ♦Jen Wisneski (2008-11)	338
7. ♦Leia Ruiz (2013-)	329
8. Julie Myers (1990-91)	322
9. ♦Tashie Aguinaga (2000-01)	311
10. ♦Vanessa Villegas (1999-01)	310

▷ ERRORS (Since 1981)

1. ♦Chrystal Friesen (1993-96)	55
2. Robin Long (1987-89)	53
3. ♦Vanessa Villegas (1999-01)	52
4. ♦Kelley Santa Cruz (1996-98)	51
5. ♦Jen Wisneski (2008-11)	50
6. Lori Turken (1982-85)	46
7. Barbara Mays (1985-86)	44
8. Lisa Michie (1983-86)	43
9. ♦Monica Downey (2013-15)	42
10. ♦Joann Figueroa (2001-04)	40

AZTEC MOUNTAIN WEST SEASON RECORDS (*BOLD* indicates happened this season; ♦ indicates happened in Van Wyk era)

OFFENSIVE RECORDS

▷ **BATTING AVG.** (min. 30 AB)

- ♦ Lorena Bauer (2015) .519
- ♦ Hayley Miles (2011) .512
- ♦ Erin Floros (2006) .491
- ♦ Hayley Miles (2012) .487
- ♦ Lorena Bauer (2013) .469
- ♦ Kayla Jordan (2015) .463
- ♦ Jessica Camello (2011) .455

▷ **ON-BASE PCT.** (min. 30 AB)

- ♦ Hayley Miles (2012) .623
- ♦ Lorena Bauer (2015) .587
- ♦ Erin Floros (2006) .578
- ♦ Hayley Miles (2011) .556
- ♦ Patrice Jackson (2014) .550
- ♦ Kayla Jordan (2012) .549
- ♦ Kayla Jordan (2015) .541

▷ **SLUGGING PCT.** (min. 30 AB)

- ♦ Hayley Miles (2012) 1.359
- ♦ Lorena Bauer (2015) 1.127
- ♦ Patrice Jackson (2013) 1.042
- ♦ Patrice Jackson (2012) .923
- ♦ Lorena Bauer (2013) .878
- ♦ Hayley Miles (2011) .805
- ♦ Kayla Jordan (2015) .780

▷ **OPS PCT. (OB% + SLG%)** (min. 30 AB)

- ♦ Hayley Miles (2012) 1.982
- ♦ Lorena Bauer (2015) 1.714
- ♦ Patrice Jackson (2013) 1.550
- ♦ Lorena Bauer (2013) 1.414
- ♦ Patrice Jackson (2012) 1.378
- ♦ Hayley Miles (2011) 1.361
- ♦ Kayla Jordan (2015) 1.321

▷ **GAMES PLAYED**

- ♦ Lorena Bauer (2015) 24
- ♦ Sydnee Cable (2015) 24
- ♦ Samantha Camello (2015) 24
- ♦ Kayla Jordan (2015) 24
- ♦ Hayley Miles (2015) 24
- ♦ Jenavee Peres (2015) 24
- ♦ Erica Romero (2015) 24
- ♦ Leia Ruiz (2015) 24
- ♦ Sydnee Cable (2014) 24
- ♦ Dominique Dinner (2014) 24
- ♦ Patrice Jackson (2014) 24
- ♦ Kayla Jordan (2014) 24
- ♦ Katie Mathis (2014) 24
- ♦ Hayley Miles (2014) 24
- ♦ Leia Ruiz (2014) 24

▷ **GAMES STARTED**

- ♦ Lorena Bauer (2015) 24
- ♦ Samantha Camello (2015) 24
- ♦ Kayla Jordan (2015) 24
- ♦ Jenavee Peres (2015) 24
- ♦ Erica Romero (2015) 24
- ♦ Leia Ruiz (2015) 24
- ♦ Sydnee Cable (2014) 24
- ♦ Patrice Jackson (2014) 24
- ♦ Kayla Jordan (2014) 24
- ♦ Katie Mathis (2014) 24
- ♦ Hayley Miles (2014) 24
- ♦ Leia Ruiz (2014) 24

▷ **AT BATS**

- ♦ Kayla Jordan (2014) 86
- ♦ Kayla Jordan (2015) 82
- ♦ Lorena Bauer (2015) 79
- ♦ Katie Mathis (2014) 76
- ♦ Sydnee Cable (2015) 75
- ♦ Samantha Camello (2016) 74
- ♦ Jenavee Peres (2015) 73
- ♦ Kellie Nordhagen (2000) 73

▷ **RUNS**

- ♦ Kayla Jordan (2015) 35
- ♦ Lorena Bauer (2015) 26
- ♦ Hayley Miles (2012) 21
- ♦ Patrice Jackson (2013) 19
- ♦ Kayla Jordan (2014) 18
- ♦ Tamani Wells (2006) 17
- ♦ Sydnee Cable (2015) 16
- ♦ Jenavee Peres (2015) 16
- ♦ Jaylene Ignacio (2014) 16
- ♦ Katie Mathis (2014) 16
- ♦ Tiffany Goudy (2002) 16

▷ **HITS**

- ♦ Lorena Bauer (2015) 41
- ♦ Kayla Jordan (2015) 38
- ♦ Jenavee Peres (2015) 28
- ♦ Kellie Nordhagen (2000) 28
- ♦ Samantha Camello (2016) 27
- ♦ Katie Mathis (2014) 27
- ♦ Kayla Jordan (2014) 26
- ♦ Erin Floros (2006) 26

▷ **EXTRA-BASE HITS**

- ♦ Lorena Bauer (2015) 21
- ♦ Kayla Jordan (2015) 14
- ♦ Patrice Jackson (2013) 13
- ♦ Hayley Miles (2012) 13
- ♦ Patrice Jackson (2012) 12
- ♦ Jenavee Peres (2015) 11
- ♦ Molly Sturdivant (2016) 10
- ♦ Lorena Bauer (2013) 10

▷ **SINGLES**

- ♦ Kayla Jordan (2015) 24
- ♦ Katie Mathis (2014) 24
- ♦ Dominique Dinner (2014) 23
- ♦ Kayla Jordan (2014) 22
- ♦ Kellie Nordhagen (2000) 21
- ♦ Sydnee Cable (2016) 20
- ♦ Leia Ruiz (2016) 20
- ♦ Lorena Bauer (2015) 20
- ♦ Leia Ruiz (2015) 20
- ♦ Tamani Wells (2008) 20
- ♦ Janna Kovensky (2004) 20
- ♦ Joann Figueroa (2002) 20
- ♦ Kellie Nordhagen (2002) 20

▷ **DOUBLES**

- ♦ Kayla Jordan (2015) 8
- ♦ Patrice Jackson (2012) 8
- ♦ Samantha Camello (2016) 7
- ♦ Lorena Bauer (2015) 7
- ♦ Jenavee Peres (2015) 6
- ♦ Hayley Miles (2014) 6
- ♦ Brittany Knudsen (2009) 6
- ♦ Monica Alnes (2006) 6
- ♦ Erin Floros (2006) 6
- ♦ Meagan Hartung (2004) 6
- ♦ Kelcy Murphy (2004) 6
- ♦ Kellie Nordhagen (2000) 6

▷ **TRIPLES**

- ♦ Leia Ruiz (2015) 2
- ♦ Kayla Jordan (2012) 2
- ♦ Tonye McCorkle (2008) 2
- ♦ Brittany Knudsen (2007) 2
- ♦ Jaylene Ignacio (2016) 1
- ♦ Lorena Bauer (2015) 1
- ♦ Hayley Miles (2015) 1
- ♦ Kayla Jordan (2014) 1
- ♦ Leia Ruiz (2014) 1
- ♦ 30 others tied at 1

▷ **HOME RUNS**

- ♦ Lorena Bauer (2015) 13
- ♦ Hayley Miles (2012) 10
- ♦ Patrice Jackson (2013) 9
- ♦ Kayla Jordan (2015) 6
- ♦ Molly Sturdivant (2016) 5
- ♦ Sydnee Cable (2015) 5
- ♦ Jenavee Peres (2015) 5
- ♦ Tonye McCorkle (2008) 5
- ♦ Patrice Jackson (2014) 5
- ♦ Lorena Bauer (2013) 5

▷ **RUNS BATTED IN**

- ♦ Lorena Bauer (2015) 37
- ♦ Jenavee Peres (2015) 26
- ♦ Molly Sturdivant (2016) 23
- ♦ Hayley Miles (2012) 21
- ♦ Kelcy Murphy (2002) 20
- ♦ Kayla Jordan (2015) 19
- ♦ Patrice Jackson (2013) 19

▷ **TOTAL BASES**

- ♦ Lorena Bauer (2015) 89
- ♦ Kayla Jordan (2015) 64
- ♦ Hayley Miles (2012) 53
- ♦ Patrice Jackson (2013) 50
- ♦ Jenavee Peres (2015) 49
- ♦ Lorena Bauer (2013) 43
- ♦ Molly Sturdivant (2016) 42

▷ **WALKS**

- ♦ Patrice Jackson (2014) 25
- ♦ Hayley Miles (2014) 16
- ♦ Kayla Bufardeci (2015) 14
- ♦ Lorena Bauer (2015) 13
- ♦ Kayla Jordan (2015) 13
- ♦ Hayley Miles (2012) 13
- ♦ Melissa Owens (2006) 13

▷ **STRIKEOUTS**

- ♦ Brittany Knudsen (2008) 15
- ♦ Patrice Jackson (2014) 13
- ♦ Joann Figueroa (2001) 13
- ♦ Lindsey Marquez (2008) 12
- ♦ Jenavee Peres (2015) 11
- ♦ Sydnee Cable (2014) 11
- ♦ Brittany Knudsen (2007) 11
- ♦ Kasey Mytinger (2007) 11

▷ **TIMES HIT BY PITCH**

- ♦ Sydnee Cable (2015) 4
- ♦ Sydnee Cable (2016) 3
- ♦ Sam Vlot (2016) 3
- ♦ Jenavee Peres (2015) 3
- ♦ Erin Floros (2008) 3
- ♦ Meagan Hartung (2006) 3
- ♦ Amber Grahlman (2002) 3

▷ **STOLEN BASES**

- ♦ Kayla Jordan (2014) 11
- ♦ Kayla Jordan (2015) 10
- ♦ Brittany Knudsen (2007) 9
- ♦ Tamani Wells (2008) 8
- ♦ Katie Mathis (2014) 7
- ♦ Kayla Jordan (2013) 7
- ♦ Sarah Hershman (2000) 7

▷ **STOLEN BASE % (min. 3 att)**

- ♦ Kayla Jordan (2015) 1.000 (10-for-10)
- ♦ Brittany Knudsen (2007) 1.000 (9-for-9)
- ♦ Kayla Jordan (2013) 1.000 (7-for-7)
- ♦ Tonye McCorkle (2009) 1.000 (6-for-6)
- ♦ Janna Kovensky (2004) 1.000 (6-for-6)
- ♦ Jenavee Peres (2015) 1.000 (5-for-5)
- ♦ Zaria Meshack (2015) 1.000 (5-for-5)
- ♦ Tonye McCorkle (2008) 1.000 (5-for-5)
- ♦ Sarah Hershman (2002) 1.000 (5-for-5)
- ♦ Jen Wisneski (2011) 1.000 (4-for-4)
- ♦ Kelcy Murphy (2004) 1.000 (4-for-4)
- ♦ Joann Figueroa (2002) 1.000 (4-for-4)
- ♦ Janna Kovensky (2001) 1.000 (4-for-4)
- ♦ Felicia Reifschneider (2011) 1.000 (3-for-3)
- ♦ S. Quichocho-Rosario (2010) 1.000 (3-for-3)
- ♦ Melissa Owens (2007) 1.000 (3-for-3)
- ♦ Sarah Hershman (2001) 1.000 (3-for-3)
- ♦ Tiffany Goudy (2000) 1.000 (3-for-3)

▷ **SACRIFICE HITS**

- ♦ Leia Ruiz (2016) 9
- ♦ Tamani Wells (2008) 9
- ♦ Samantha Camello (2015) 8
- ♦ Bree Boyer (2004) 8
- ♦ Joann Figueroa (2002) 8
- ♦ Sarah Hershman (2002) 7
- ♦ Tashie Aguinaga (2001) 7

▷ **SACRIFICE FLIES**

- ♦ Sydnee Cable (2016) 2
- ♦ Molly Sturdivant (2016) 2
- ♦ Jenavee Peres (2015) 2
- ♦ Jaylene Ignacio (2015) 2
- ♦ Sydnee Cable (2014) 2
- ♦ Tiffany Corder (2013) 2
- ♦ Melissa Owens (2007) 2
- ♦ Janna Kovensky (2002) 2

▷ **AB/STRIKEOUT (min. 30 AB)**

- ♦ Tamani Wells (2007) Infinity (67 AB)
- ♦ Tamani Wells (2006) 55.00
- ♦ Janna Kovensky (2001) 50.00
- ♦ Erin Floros (2009) 48.00
- ♦ Hayley Miles (2012) 39.00
- ♦ Bree Boyer (2006) 37.00
- ♦ Alexis Gutierrez (2000) 37.00

▷ **MULTI-HIT GAMES**

- ♦ Lorena Bauer (2015) 14
- ♦ Kayla Jordan (2015) 12
- ♦ Jenavee Peres (2015) 10
- ♦ Lorena Bauer (2013) 9
- ♦ Kayla Jordan (2014) 8
- ♦ Erin Floros (2006) 8
- ♦ Leia Ruiz (2015) 7
- ♦ Dominique Dinner (2014) 7
- ♦ Katie Mathis (2014) 7
- ♦ Kayla Jordan (2012) 7
- ♦ Hayley Miles (2012) 7
- ♦ Tamani Wells (2008) 7
- ♦ Monica Alnes (2006) 7

AZTEC MOUNTAIN WEST SEASON RECORDS CONTINUED

▷ **MULTI-RBI GAMES**

1.	♦Lorena Bauer (2015)	8
	♦Jenavee Peres (2015)	8
3.	♦ Molly Sturdivant (2016)	7
	♦Hayley Miles (2012)	7
5.	♦Kayla Jordan (2015)	5
6.	♦Kayla Bufardeci (2015)	4
	♦Sydnee Cable (2014)	4
	♦Dominique Dinner (2014)	4
	♦Patrice Jackson (2014)	4
	♦Lorena Bauer (2013)	4
	♦Lorena Bauer (2011)	4
	♦Erin Floros (2009)	4
	♦Taryin Casillas (2006)	4
	♦Erin Floros (2006)	4
	♦Megan McDonald (2006)	4

PITCHING RECORDS

▷ **WINS**

1.	♦Erica Romero (2015)	18
2.	♦Danielle O'Toole (2014)	13
	♦Christina Ross (2008)	13
4.	♦Sandra Durazo (2000)	12
5.	♦Samantha Beasley (2010)	11
	♦Bre DeSanta (2002)	11
7.	♦Sandra Durazo (2001)	10

▷ **WIN PCT. (min. 5 decisions)**

1.	♦Bre DeSanta (2002)	1.000 (11-0)
	♦Bre DeSanta (2003)	1.000 (6-0)
3.	♦Celena Velasquez (2004)	.857
4.	♦Danielle O'Toole (2013)	.833
5.	♦Bailey Micetich (2012)	.800
	♦Christina Ross (2006)	.800
	♦Celena Velasquez (2006)	.800

▷ **EARNED RUN AVG. (min. 24 IP)**

1.	♦Celena Velasquez (2003)	0.81
2.	♦Bre DeSanta (2002)	0.83
3.	♦Celena Velasquez (2004)	0.85
4.	♦Christina Ross (2008)	1.01
5.	♦Bailey Micetich (2009)	1.09
6.	♦Samantha Beasley (2010)	1.21
7.	♦Bre DeSanta (2003)	1.38

▷ **APPEARANCES**

1.	♦Erica Romero (2015)	24
2.	♦Danielle O'Toole (2014)	21
3.	♦Christina Ross (2008)	19
4.	♦Christina Ross (2007)	18
5.	♦ Alex Formby (2016)	17
	♦Sandra Durazo (2000)	17
7.	♦Rebecca Arbino (2013)	15
	♦Samantha Beasley (2010)	15
	♦Celena Velasquez (2004)	15
	♦Bre DeSanta (2002)	15
	♦Sandra Durazo (2001)	15

▷ **GAMES STARTED**

1.	♦Erica Romero (2015)	21
2.	♦Danielle O'Toole (2014)	16
	♦Christina Ross (2008)	16
4.	♦Samantha Beasley (2010)	14
	♦Sandra Durazo (2001)	14
6.	♦Christina Ross (2007)	13
7.	♦ Erica Romero (2016)	11
	♦Bre DeSanta (2002)	11
	♦Sandra Durazo (2000)	11

▷ **COMPLETE GAMES**

1.	♦Christina Ross (2008)	14
2.	♦Erica Romero (2015)	13
3.	♦Sandra Durazo (2001)	12
4.	♦Danielle O'Toole (2014)	11
5.	♦Christina Ross (2007)	10
	♦Bre DeSanta (2002)	10
7.	♦Samantha Beasley (2010)	9
	♦Sandra Durazo (2000)	9

▷ **SOLO SHUTOUTS**

1.	♦Christina Ross (2008)	6
2.	♦Samantha Beasley (2010)	5
3.	♦Celena Velasquez (2003)	4
4.	♦Danielle O'Toole (2014)	3
	♦Bailey Micetich (2011)	3
	♦Bre DeSanta (2002)	3
	♦Sandra Durazo (2001)	3

▷ **TOTAL SHUTOUTS**

1.	♦Christina Ross (2008)	6
2.	♦Danielle O'Toole (2014)	5
	♦Samantha Beasley (2010)	5
	♦Bre DeSanta (2002)	5
5.	♦Rebecca Arbino (2013)	4
	♦Celena Velasquez (2003)	4
7.	♦Bailey Micetich (2011)	3
	♦Bailey Micetich (2009)	3
	♦Samantha Beasley (2009)	3
	♦Celena Velasquez (2005)	3
	♦Sandra Durazo (2001)	3

▷ **SAVES**

1.	♦Celena Velasquez (2004)	5
2.	♦Bre DeSanta (2002)	3
3.	♦ Alex Formby (2016)	2
4.	♦ Julie McDonald (2016)	1
	♦Sydnee Cable (2015)	1
	♦Erica Romero (2014)	1
	♦Rebecca Arbino (2013)	1
	♦Rebecca Arbino (2012)	1
	♦Bailey Micetich (2012)	1
	♦Samantha Beasley (2009)	1
	♦Christina Ross (2008)	1
	♦Christina Ross (2007)	1
	♦Celena Velasquez (2005)	1
	♦Deanna Richards (2003)	1

▷ **INNINGS PITCHED**

1.	♦Erica Romero (2015)	145.2
2.	♦Danielle O'Toole (2014)	117.0
3.	♦Christina Ross (2008)	110.2
4.	♦Sandra Durazo (2001)	100.2
5.	♦Samantha Beasley (2010)	92.2
6.	♦Sandra Durazo (2000)	88.2
7.	♦Christina Ross (2007)	88.0

▷ **STRIKEOUTS**

1.	♦Samantha Beasley (2010)	128
2.	♦Christina Ross (2008)	108
3.	♦Christina Ross (2007)	82
4.	♦Rebecca Arbino (2013)	73
5.	♦Danielle O'Toole (2014)	72
6.	♦Erica Romero (2015)	71
7.	♦Sandra Durazo (2001)	68

▷ **K'S PER 7 INNINGS (min. 24 IP)**

1.	♦Samantha Beasley (2010)	9.67
2.	♦Melissa Owens (2007)	9.55
3.	♦Samantha Beasley (2011)	8.75
4.	♦Samantha Beasley (2009)	8.43
5.	♦Bailey Micetich (2012)	8.20
6.	♦Celena Velasquez (2006)	7.13
7.	♦Bre DeSanta (2003)	7.06

▷ **WALKS**

1.	♦Erica Romero (2015)	45
2.	♦Christina Ross (2007)	27
3.	♦ Alex Formby (2016)	26
4.	♦Danielle O'Toole (2014)	23
5.	♦Sandra Durazo (2001)	21
6.	♦Samantha Beasley (2010)	20
7.	♦Christina Ross (2008)	19

▷ **WALKS PER 7 INNINGS (min. 24 IP)**

1.	♦Cori Janelli (2004)	0.38
2.	♦Celena Velasquez (2005)	0.70
3.	♦Rebecca Arbino (2012)	0.82
4.	♦Celena Velasquez (2004)	0.99
5.	♦Christina Ross (2006)	1.03
6.	♦Celena Velasquez (2006)	1.13
7.	♦Christina Ross (2008)	1.21

▷ **K/BB RATIO (min. 24 IP)**

1.	♦Cori Janelli (2004)	10.00
2.	♦Celena Velasquez (2005)	8.14
3.	♦Samantha Beasley (2009)	6.56
4.	♦Samantha Beasley (2010)	6.40
5.	♦Celena Velasquez (2006)	6.33
6.	♦Christina Ross (2006)	6.00
7.	♦Rebecca Arbino (2012)	5.80

▷ **OPP. AVG. (min. 24 IP)**

1.	♦Celena Velasquez (2003)	.144
2.	♦Celena Velasquez (2005)	.179
3.	♦Samantha Beasley (2010)	.191
4.	♦Bre DeSanta (2003)	.197
5.	♦Bre DeSanta (2002)	.201
6.	♦Bailey Micetich (2009)	.203
7.	♦Christina Ross (2008)	.204

▷ **HITS PER 7 INNINGS (min. 24 IP)**

1.	♦Celena Velasquez (2003)	3.36
2.	♦Celena Velasquez (2005)	4.59
3.	♦Bre DeSanta (2003)	4.65
4.	♦Bre DeSanta (2002)	4.90
5.	♦Samantha Beasley (2010)	4.91
6.	♦Bailey Micetich (2009)	5.10
7.	♦Christina Ross (2008)	5.12

▷ **WHIP (Walks+Hits/IP) (min. 200 IP)**

1.	♦Celena Velasquez (2003)	0.68
2.	♦Celena Velasquez (2005)	0.76
3.	♦Christina Ross (2008)	0.90
	♦Bre DeSanta (2002)	0.90
5.	♦Samantha Beasley (2011)	0.92
	♦Bailey Micetich (2009)	0.92
7.	♦Celena Velasquez (2004)	0.99

DEFENSIVE RECORDS

▷ **FIELDING % (min. 36 chances)**

1.	♦Erin Floros (2009)	1.000 (119 ch.)
	♦Erin Floros (2008)	1.000 (119 ch.)
	♦Summer Ehrsam (2001)	1.000 (109 ch.)
	♦Sydnee Cable (2014)	1.000 (99 ch.)
	♦Sarah Hershman (2002)	1.000 (90 ch.)
	♦Lacey Craft (2005)	1.000 (82 ch.)
	♦Danielle Touhey (2003)	1.000 (80 ch.)
	♦ Leia Ruiz (2016)	1.000 (78 ch.)
	♦Kayla Bufardeci (2014)	1.000 (72 ch.)
	♦Kristin May (2010)	1.000 (71 ch.)
	♦Monica Alnes (2010)	1.000 (70 ch.)
	♦Eva Sahatdjian (2010)	1.000 (68 ch.)
	♦Kelcy Murphy (2003)	1.000 (64 ch.)
	♦Frankie Orlando (2014)	1.000 (61 ch.)
	♦Danielle Touhey (2005)	1.000 (59 ch.)
	♦Hayley Miles (2012)	1.000 (52 ch.)
	♦Shauna Fisher (2001)	1.000 (52 ch.)
	♦Kristin May (2011)	1.000 (42 ch.)
	♦Monica Downey (2014)	1.000 (36 ch.)
	♦Kellie Nordhagen (2000)	1.000 (36 ch.)

▷ **CHANCES**

1.	♦Sydnee Cable (2015)	181
2.	♦Megan McDonald (2007)	154
3.	♦Megan McDonald (2008)	146
4.	♦Lacey Craft (2004)	142
5.	♦Summer Ehrsam (2002)	139
6.	♦Christy Sears (2000)	135
7.	♦Monica Alnes (2006)	124

▷ **PUTOUTS**

1.	♦Sydnee Cable (2015)	172
2.	♦Megan McDonald (2007)	137
3.	♦Megan McDonald (2008)	134
4.	♦Summer Ehrsam (2002)	128
5.	♦Lacey Craft (2004)	125
6.	♦Christy Sears (2000)	120
7.	♦Kamerin May (2013)	124

▷ **ASSISTS**

1.	♦Kelcy Murphy (2002)	63
2.	♦ Samantha Camello (2016)	57
	♦Tashie Aguinaga (2000)	57
4.	♦Samantha Camello (2015)	54
5.	♦Katie Mathis (2014)	53
6.	♦Vanessa Villegas (2000)	52
7.	♦Leia Ruiz (2015)	51

▷ **ERRORS**

1.	♦Monica Downey (2013)	10
2.	♦Samantha Camello (2015)	8
	♦Jen Wisneski (2008)	8
4.	♦Kayla Bufardeci (2015)	7
	♦Joann Figueroa (2002)	7
	♦Vanessa Villegas (2000)	7
7.	♦ Samantha Camello (2016)	6
	♦Jenavee Peres (2015)	6
	♦Allison Smith (2005)	6

AZTEC FRESHMEN SEASON RECORDS (*BOLD* indicates happened this season; ♦ indicates happened in Van Wyk era)

OFFENSIVE RECORDS

▶ **BATTING AVG.** (*min. 100 AB*)

- ♦Erin Floros (2006) .388
- ♦Brittany Knudsen (2007) .386
- ♦Monica Alnes (2006) .379
- ♦Erryn Gutjahr (1996) .358
- ♦Sydnee Cable (2014) .356

▶ **ON-BASE PCT.** (*min. 100 AB*)

- ♦Sydnee Cable (2014) .515
- ♦Erin Floros (2006) .467
- ♦Brittany Knudsen (2007) .464
- ♦Monica Alnes (2006) .447
- ♦Hayley Miles (2011) .440

▶ **SLUGGING PCT.** (*min. 100 AB*)

- ♦Lorena Bauer (2011) .633
- ♦Jenavee Peres (2015) .575
- ♦Erin Floros (2006) .558
- ♦Monica Alnes (2006) .557
- ♦Hayley Miles (2011) .548

▶ **OPS PCT. (OB% + SLG%)** (*min. 100 AB*)

- ♦Erin Floros (2006) 1.025
- ♦Monica Alnes (2006) 1.004
- ♦Hayley Miles (2011) .988
- ♦Brittany Knudsen (2007) .988
- ♦Jenavee Peres (2015) .986

▶ **GAMES PLAYED**

- ♦Janna Kovensky (2001) 65
- ♦Jen Wisneski (2008) 61
- ♦Jackie Eigner (1997) 60
- ♦Sydnee Cable (2014) 59
- Stephanie Chapel (1990) 59

▶ **GAMES STARTED** (*since 1991*)

- ♦Janna Kovensky (2001) 65
- ♦Jen Wisneski (2008) 60
- ♦Jackie Eigner (1997) 60
- ♦Sydnee Cable (2014) 59
- ♦Brittany Knudsen (2007) 54
- ♦Kristen Carranza (2005) 54
- ♦Erryn Gutjahr (1996) 54

▶ **AT BATS**

- ♦Janna Kovensky (2001) 193
- Stephanie Chapel (1990) 179
- ♦Kelley Santa Cruz (1996) 175
- ♦Jackie Eigner (1997) 174
- ♦Erryn Gutjahr (1996) 173

▶ **RUNS**

- ♦Brittany Knudsen (2007) 39
- ♦Janna Kovensky (2001) 35
- ♦Hayley Miles (2011) 33
- ♦Monica Alnes (2006) 33
- ♦Jenavee Peres (2015) 30
- ♦Erin Floros (2006) 30

▶ **HITS**

- ♦Brittany Knudsen (2007) 64
- ♦Erryn Gutjahr (1996) 62
- ♦Jenavee Peres (2015) 58
- ♦Erin Floros (2006) 57
- ♦Janna Kovensky (2001) 55

▶ **EXTRA-BASE HITS**

- ♦Lorena Bauer (2011) 25
- ♦Jenavee Peres (2015) 20
- ♦Hayley Miles (2011) 19
- ♦Monica Alnes (2006) 17
- ♦Erin Floros (2006) 17

▶ **SINGLES**

- ♦Brittany Knudsen (2007) 52

▶ **DOUBLES**

- ♦Erin Floros (2006) 13
- ♦Monica Alnes (2006) 12
- ♦Jenavee Peres (2015) 11
- ♦Hayley Miles (2011) 11
- ♦Erryn Gutjahr (1996) 11

▶ **TRIPLES**

- ♦Kayla Jordan (2012) 5
- ♦Hayley Miles (2011) 4
- Stephanie Chapel (1990) 4
- ♦Brittany Knudsen (2007) 3
- ♦Kristen Carranza (2005) 3
- ♦Kellie Nordhagen (1999) 3

▶ **HOME RUNS**

- ♦Lorena Bauer (2011) 15
- ♦Jenavee Peres (2015) 9
- ♦Molly Sturdivant (2016) 6
- ♦Jaylene Ignacio (2014) 5
- ♦Hayley Miles (2011) 5
- ♦Sarah Hershman (1999) 5

▶ **RUNS BATTED IN**

- ♦Jenavee Peres (2015) 48
- ♦Lorena Bauer (2011) 48
- ♦Sydnee Cable (2014) 32
- ♦Monica Alnes (2006) 32
- ♦Molly Sturdivant (2016) 31

▶ **TOTAL BASES**

- ♦Jenavee Peres (2015) 96
- ♦Lorena Bauer (2011) 93
- ♦Brittany Knudsen (2007) 87
- ♦Erryn Gutjahr (1996) 87
- ♦Hayley Miles (2011) 86

▶ **WALKS**

- ♦Sydnee Cable (2014) 36
- ♦Brittany Knudsen (2007) 24
- ♦Hayley Miles (2011) 22
- ♦Janna Kovensky (2001) 22
- ♦Melissa Owens (2006) 21
- ♦Jackie Eigner (1997) 21

▶ **STRIKEOUTS** (*since 1981*)

- ♦Brittany Knudsen (2007) 32
- ♦Joann Figueroa (2001) 31
- ♦Danielle Touhey (2002) 29
- ♦Jenavee Peres (2015) 28
- ♦Sydnee Cable (2014) 28

▶ **TIMES HIT BY PITCH** (*since 1981*)

- ♦Sydnee Cable (2014) 14
- ♦Kristen Carranza (2005) 6
- ♦Jenavee Peres (2015) 5
- ♦Hayley Miles (2011) 5
- ♦Megan McDonald (2005) 5

▶ **STOLEN BASES**

- ♦Kelley Santa Cruz (1996) 23
- ♦Jackie Eigner (1997) 18
- Lori Turken (1982) 18
- ♦Stefanie Quichocho-Rosario (2007) 15
- ♦Kayla Jordan (2012) 12

▶ **STOLEN BASE %** (*since '83; min. 8 att*)

- Lori Turken (1982) 1.000 (18/18)
- ♦Stefanie Quichocho-Rosario (2007) .938
- ♦Kelley Santa Cruz (1996) .920
- ♦Janna Kovensky (2001) .900
- ♦Chrystal Friesen (1993) .889

▶ **SACRIFICE HITS**

- ♦Janna Kovensky (2001) 9
- ♦Jackie Eigner (1997) 9
- ♦Jen Wisneski (2008) 8
- ♦Joann Figueroa (2001) 8
- ♦Christie Markham (2005) 7
- ♦Deanna Richards (2003) 7

▶ **SACRIFICE FLIES** (*since 1983*)

- ♦Molly Sturdivant (2016) 4
- ♦Kelly Bunker (1999) 4
- ♦Jenavee Peres (2015) 3
- ♦Lorena Bauer (2011) 3
- Stephanie Chapel (1990) 3
- ♦Frankie Orlando (2014) 2
- ♦Kristin May (2010) 2
- ♦Monica Alnes (2006) 2
- ♦Megan McDonald (2005) 2
- ♦Kellie Nordhagen (1999) 2
- ♦Erryn Gutjahr (1996) 2

▶ **PITCHING RECORDS**

▶ **WINS**

- ♦Bre DeSanta (2002) 20
- ♦Bailey Micetich (2009) 19
- ♦Sandra Durazo (1999) 18

▶ **WIN PCT.** (*min. 12 decisions*)

- ♦Bailey Micetich (2009) .731
- ♦Danielle O'Toole (2013) .700
- ♦Bre DeSanta (2002) .690

▶ **EARNED RUN AVG.** (*min. 80 IP*)

- Patty Mackey (1980) 1.01
- ♦Bre DeSanta (2003) 1.36
- ♦Danielle O'Toole (2013) 1.71
- ♦Bailey Micetich (2009) 1.71

▶ **APPEARANCES**

- ♦Bre DeSanta (2002) 46
- ♦Bailey Micetich (2009) 38
- ♦Tara Atkins (1998) 36

▶ **GAMES STARTED**

- Marquessa Penrod (1993) 29
- ♦Celena Velasquez (2003) 26
- ♦Bre DeSanta (2002) 26

▶ **COMPLETE GAMES**

- Marquessa Penrod (1993) 24
- Michelle Wesson (1988) 21
- ♦Bre DeSanta (2002) 20

▶ **SOLO SHUTOUTS** (*since 1999*)

- ♦Bailey Micetich (2009) 7
- ♦Tara Atkins (1998) 5
- ♦Sandra Durazo (1998) 5

▶ **TOTAL SHUTOUTS**

- ♦Bailey Micetich (2009) 11
- ♦Bre DeSanta (2003) 10

▶ **SAVES**

- ♦Bre DeSanta (2002) 6
- ♦Erica Romero (2014) 2
- ♦Deanna Richards (2003) 2
- ♦Tara Atkins (1998) 2
- Michelle Wesson (1988) 2

▶ **INNINGS PITCHED**

- ♦Bre DeSanta (2002) 211.2
- Marquessa Penrod (1993) 197.0
- Michelle Wesson (1988) 184.1

▶ **STRIKEOUTS**

- ♦Bailey Micetich (2009) 180
- ♦Bre DeSanta (2002) 155
- ♦Tara Atkins (1998) 127

▶ **K'S PER 7 INNINGS** (*min. 80 IP*)

- ♦Bailey Micetich (2009) 6.94
- ♦Celena Velasquez (2003) 5.44
- ♦Bre DeSanta (2002) 5.13

▶ **WALKS** (*since 1981*)

- Marquessa Penrod (1993) 62
- ♦Bre DeSanta (2002) 59
- ♦Sandra Durazo (1998) 50

▶ **WALKS PER 7 INNINGS** (*min. 80 IP*)

- ♦Celena Velasquez (2003) 0.83
- ♦Deanna Richards (2003) 1.25
- ♦Bailey Micetich (2009) 1.35

▶ **K/BB RATIO** (*min. 80 IP*)

- ♦Celena Velasquez (2003) 6.53
- ♦Bailey Micetich (2009) 5.14

▶ **OPP. AVG.** (*min. 80 IP*) (*since 1991*)

- ♦Bre DeSanta (2002) 205
- ♦Celena Velasquez (2003) 224
- ♦Deanna Richards (2003) 240

▶ **WHIP** (*Walks+Hits/IP*) (*min. 80 IP*)

- Lisa Mackey (1980) 0.862

DEFENSIVE RECORDS

▶ **FIELDING %** (*since '81, min. 120 chances*)

- ♦Kristin May (2010) .994
- ♦Erin Floros (2006) .993
- ♦Monica Alnes (2006) .992
- ♦Megan McDonald (2005) .984
- ♦Frankie Orlando (2014) .983

▶ **CHANCES** (*since 1981*)

- ♦Monica Alnes (2006) 376
- ♦Erryn Gutjahr (1996) 365
- ♦Jenny Briscoe (1995) 316
- ♦Jackie Eigner (1997) 299
- ♦Erin Floros (2006) 296

▶ **PUTOUTS** (*since 1981*)

- ♦Monica Alnes (2006) 348
- ♦Erryn Gutjahr (1996) 318
- ♦Jenny Briscoe (1995) 267
- ♦Erin Floros (2006) 265
- ♦Megan McDonald (2005) 233

▶ **ASSISTS** (*since 1981*)

- ♦Jackie Eigner (1997) 184
- ♦Molly Sturdivant (2016) 121
- ♦Aimee Dine (1997) 121
- ♦Monica Downey (2013) 118
- ♦Jennifer Drobback (1988) 118

▶ **ERRORS** (*Since 1981*)

- ♦Shannyn Morgan (1998) 26
- ♦Monica Downey (2013) 24
- ♦Jen Wisneski (2008) 20
- ♦Kelley Santa Cruz (1996) 20
- ♦Aimee Dine (1997) 19

2016 Overall Batting Statistics

Player	AVG	GP-GS	AB	R	H	2B	3B	HR	RBI	TB	SLG%	BB	HBP	SO	GDP	OB%	SF	SH	SB-ATT	PO	A	E	FLD%
PERES, Jenavee	.451	27-25	71	26	32	4	1	9	23	65	.915	12	2	10	2	.535	1	0	6-6	94	7	2	.981
MESHACK, Zaria	.368	48-43	125	30	46	0	0	0	7	46	.368	4	1	12	0	.392	0	5	13-17	48	0	1	.980
CAMELLO, Samantha	.355	49-49	169	30	60	13	2	1	23	80	.473	12	1	14	0	.399	1	3	4-5	85	128	13	.942
STURDIVANT, Molly	.312	47-45	138	23	43	7	1	6	31	70	.507	11	3	10	1	.365	4	3	0-0	65	121	7	.964
CABLE, Sydnee	.301	44-40	123	19	37	4	0	0	19	41	.333	9	6	17	4	.371	2	2	0-0	169	7	8	.957
RUIZ, Leia	.297	49-49	158	26	47	5	0	0	20	52	.329	9	1	10	1	.337	1	13	3-4	104	81	4	.979
IGNACIO, Jaylene	.275	46-46	131	22	36	6	1	5	25	59	.450	17	1	21	0	.362	0	3	2-2	53	5	2	.967
BYRD, Katie	.274	44-39	113	18	31	5	0	2	26	42	.372	7	1	11	0	.320	1	2	0-1	38	3	1	.976
VLOT, Sam	.250	31-23	60	11	15	3	1	0	9	20	.333	7	5	11	0	.370	1	0	1-1	135	14	4	.974
ORLANDO, Frankie	.239	43-39	117	11	28	9	0	0	14	37	.316	5	2	8	1	.280	1	6	0-0	115	14	3	.977
STEWART, Taylor	.228	27-23	57	5	13	1	0	0	7	14	.246	15	0	18	0	.389	0	0	0-2	43	1	0	1.000

WRIGHT, Kiera	.250	10-5	12	3	3	0	0	0	1	3	.250	1	0	1	0	.308	0	1	1-2	7	0	0	1.000
ERCOLANO, Ashley	.154	25-10	26	4	4	1	0	0	1	5	.192	2	1	3	2	.241	0	1	0-0	2	8	0	1.000
ARADILLAS, Stefania	.148	16-9	27	0	4	0	0	0	4	4	.148	2	0	4	0	.207	0	1	0-0	7	0	0	1.000
METCALFE, Aris	.000	37-0	1	13	0	0	0	0	0	0	.000	0	0	0	0	.000	0	0	5-5	0	0	0	.000
MCDONALD, Julie	.000	21-10	0	0	0	0	0	0	0	0	.000	0	0	0	0	.000	0	0	0-0	1	13	0	1.000
BIELSKI, Miranda	.000	1-0	0	0	0	0	0	0	0	0	.000	0	0	0	0	.000	0	0	0-0	0	0	0	.000
FORMBY, Alex	.000	34-15	0	0	0	0	0	0	0	0	.000	0	0	0	0	.000	0	0	0-0	5	18	0	1.000
ROMERO, Erica	.000	37-20	0	0	0	0	0	0	0	0	.000	0	0	0	0	.000	0	0	0-0	5	27	1	.970
TOTALS	.300	49-49	1,328	241	399	58	6	23	210	538	.405	113	24	150	11	.363	12	40	35-45	976	447	46	.969
OPPONENTS	.301	49-49	1,318	201	397	67	7	39	187	595	.451	114	16	193	16	.362	8	38	33-39	954	461	85	.943

Totals: LOB - Team (325), Opp (318). DPs turned - Team (22), Opp (19). CI - Team (0), Opp (2). IBB - Team (2), PERES 2. Picked off - ORLANDO 1, PERES 1.

2016 Overall Pitching Statistics

Player	ERA	W-L	APP	GS	CG	SH/CBO	SV	IP	H	R	ER	BB	SO	2B	3B	HR	AB	B/Avg	WP	HBP	BK	SFA	SHA
ROMERO, Erica	3.73	13-8	37	20	4	1/1	1	133.1	163	86	71	31	90	25	4	18	542	.301	6	10	0	3	15
FORMBY, Alex	3.73	11-10	34	14	3	1/0	4	107.0	118	59	57	55	74	24	2	9	420	.281	4	2	1	4	9

MCDONALD, Julie	3.60	2-1	21	8	1	0/1	1	46.2	65	30	24	12	18	12	0	8	194	.335	2	1	0	1	10
ERCOLANO, Ashley	4.38	2-2	16	7	0	0/0	0	38.1	51	26	24	16	11	6	1	4	162	.315	4	3	0	0	4
TOTALS	3.79	28-21	49	49	8	3/1	6	325.1	397	201	176	114	193	67	7	39	1,318	.301	16	16	1	8	38
OPPONENTS	3.59	21-28	49	49	22	2/0	2	318.0	399	241	163	113	150	58	6	23	1,328	.300	16	24	5	12	40

2016 Overall Fielding Statistics

Player	C	PO	A	E	FLD%	DPs	SBA	CSB	SBA%	PB	CI
STEWART, Taylor	44	43	1	0	1.000	2	0	0	-	0	0
FORMBY, Alex	23	5	18	0	1.000	2	0	0	-	0	0
MCDONALD, Julie	14	1	13	0	1.000	1	0	0	-	0	0
ERCOLANO, Ashley	10	2	8	0	1.000	0	0	0	-	0	0
ARADILLAS, Stefani	7	7	0	0	1.000	0	0	0	-	0	0
WRIGHT, Kiera	7	7	0	0	1.000	0	0	0	-	0	0
PERES, Jenavee	103	94	7	2	.981	2	5	2	.714	4	0
MESHACK, Zaria	49	48	0	1	.980	0	0	0	-	0	0
RUIZ, Leia	189	104	81	4	.979	8	0	0	-	0	0
ORLANDO, Frankie	132	115	14	3	.977	0	24	4	.857	2	0
BYRD, Katie	42	38	3	1	.976	0	0	0	-	0	0
VLOT, Sam	153	135	14	4	.974	7	0	0	-	0	0
ROMERO, Erica	33	5	27	1	.970	2	0	0	-	0	0
IGNACIO, Jaylene	60	53	5	2	.967	0	0	0	-	0	0
STURDIVANT, Molly	193	65	121	7	.964	9	4	0	1.000	2	0
CABLE, Sydnee	184	169	7	8	.957	11	0	0	-	0	0
CAMELLO, Samantha	226	85	128	13	.942	13	0	0	-	0	0
METCALFE, Aris	0	0	0	0	.000	0	0	0	-	0	0
BIELSKI, Miranda	0	0	0	0	.000	0	0	0	-	0	0
TOTALS	1,469	976	447	46	.969	22	33	6	.846	8	0
OPPONENTS	1,500	954	461	85	.943	19	35	10	.778	5	2

Totals: PB - Team (8), PERES 4, ORLANDO 2, STURDIVANT 2, Opp (5). Pickoffs - Team (0), Opp (2). SBA/ATT - ORLANDO (24-28), PERES (5-7), STURDIVANT (4-4).

Hitting minimums - 1 Game 1.0 TPA/Game

Pitching minimums - 1 Game 5 IP 1.0 IP/Game

2016 Mountain West Batting Statistics

Player	AVG	GP-GS	AB	R	H	2B	3B	HR	RBI	TB	SLG%	BB	HBP	SO	GDP	OB%	SF	SH	SB-ATT	PO	A	E	FLD%
PERES, Jenavee	.471	8-6	17	7	8	1	0	3	7	18	1.059	3	2	4	0	.565	1	0	1-1	9	0	0	1.000
CABLE, Sydnee	.371	21-21	62	8	23	3	0	0	10	26	.419	7	3	8	2	.446	2	1	0-0	44	4	3	.941
CAMELLO, Samantha	.365	21-21	74	15	27	7	0	1	9	37	.500	6	1	3	0	.420	0	2	2-2	38	57	6	.941
RUIZ, Leia	.364	21-21	66	15	24	4	0	0	10	28	.424	5	0	4	1	.403	1	9	2-3	41	37	0	1.000
MESHACK, Zaria	.333	21-21	57	12	19	0	0	0	2	19	.333	3	0	8	0	.367	0	4	4-7	28	0	0	1.000
STURDIVANT, Molly	.324	21-21	68	12	22	5	0	5	23	42	.618	4	2	5	1	.368	2	2	0-0	17	47	2	.970
IGNACIO, Jaylene	.268	18-18	56	12	15	3	1	2	12	26	.464	7	0	6	0	.349	0	0	0-0	26	3	1	.967
BYRD, Katie	.240	20-17	50	10	12	2	0	1	6	17	.340	1	0	5	0	.255	0	1	0-1	19	0	0	1.000
VLOT, Sam	.192	15-11	26	5	5	2	0	0	2	7	.269	6	3	6	0	.400	0	0	1-1	97	4	1	.990
ORLANDO, Frankie	.188	21-21	64	4	12	2	0	0	6	14	.219	2	1	4	1	.221	1	1	0-0	90	8	2	.980

STEWART, Taylor	.250	8-5	12	0	3	0	0	0	1	3	.250	3	0	3	0	.400	0	0	0-0	0	0	0	.000
ARADILLAS, Stefania	.200	7-3	10	0	2	0	0	0	2	2	.200	1	0	1	0	.273	0	1	0-0	3	0	0	1.000
ERCOLANO, Ashley	.143	14-4	14	1	2	0	0	0	0	2	.143	0	1	0	2	.200	0	1	0-0	2	3	0	1.000
METCALFE, Aris	.000	15-0	1	3	0	0	0	0	0	0	.000	0	0	0	0	.000	0	0	2-2	0	0	0	.000
MCDONALD, Julie	.000	7-1	0	0	0	0	0	0	0	0	.000	0	0	0	0	.000	0	0	0-0	0	4	0	1.000
ROMERO, Erica	.000	13-11	0	0	0	0	0	0	0	0	.000	0	0	0	0	.000	0	0	0-0	3	13	0	1.000
FORMBY, Alex	.000	17-8	0	0	0	0	0	0	0	0	.000	0	0	0	0	.000	0	0	0-0	5	9	0	1.000
TOTALS	.302	21-21	577	104	174	29	1	12	90	241	.418	48	13	57	7	.364	7	22	12-17	422	189	15	.976
OPPONENTS	.313	21-21	576	101	180	38	3	18	94	278	.483	60	11	78	7	.385	5	13	14-17	428	218	31	.954

Totals: LOB - Team (136), Opp (142). DPs turned - Team (11), Opp (12). CI - Team (0), Opp (1). Picked off - PERES 1.

2016 Mountain West Pitching Statistics

Player	ERA	W-L	APP	GS	CG	SH/CBO	SV	IP	H	R	ER	BB	SO	2B	3B	HR	AB	B/Avg	WP	HBP	BK	SFA	SHA
FORMBY, Alex	3.60	5-6	17	8	3	1/0	2	60.1	71	32	31	26	41	18	1	3	239	.297	4	1	0	4	3
ROMERO, Erica	5.08	4-4	13	11	1	0/0	0	52.1	72	45	38	17	26	15	1	8	221	.326	2	7	0	1	7

MCDONALD, Julie	5.25	0-0	7	0	0	0/0	1	9.1	13	7	7	6	6	2	0	3	36	.361	2	0	0	0	2
ERCOLANO, Ashley	6.00	1-1	8	2	0	0/0	0	18.2	24	17	16	11	5	3	1	4	80	.300	4	3	0	0	1
TOTALS	4.58	10-11	21	21	4	1/0	3	140.2	180	101	92	60	78	38	3	18	576	.313	12	11	0	5	13
OPPONENTS	3.97	11-10	21	21	11	1/0	0	142.2	174	104	81	48	57	29	1	12	577	.302	10	13	3	7	22

2016 Mountain West Fielding Statistics


Player	C	PO	A	E	FLD%	DPs	SBA	CSB	SBA%	PB	CI
RUIZ, Leia	78	41	37	0	1.000	4	0	0	-	0	0
MESHACK, Zaria	28	28	0	0	1.000	0	0	0	-	0	0
BYRD, Katie	19	19	0	0	1.000	0	0	0	-	0	0
ROMERO, Erica	16	3	13	0	1.000	0	0	0	-	0	0
FORMBY, Alex	14	5	9	0	1.000	2	0	0	-	0	0
PERES, Jenavee	9	9	0	0	1.000	0	0	0	-	0	0
ERCOLANO, Ashley	5	2	3	0	1.000	0	0	0	-	0	0
MCDONALD, Julie	4	0	4	0	1.000	1	0	0	-	0	0
ARADILLAS, Stefani	3	3	0	0	1.000	0	0	0	-	0	0
VLOT, Sam	102	97	4	1	.990	6	0	0	-	0	0
ORLANDO, Frankie	100	90	8	2	.980	0	14	3	.824	2	0
STURDIVANT, Molly	66	17	47	2	.970	5	0	0	-	0	0
IGNACIO, Jaylene	30	26	3	1	.967	0	0	0	-	0	0
CABLE, Sydnee	51	44	4	3	.941	3	0	0	-	0	0
CAMELLO, Samantha	101	38	57	6	.941	7	0	0	-	0	0
METCALFE, Aris	0	0	0	0	.000	0	0	0	-	0	0
STEWART, Taylor	0	0	0	0	.000	0	0	0	-	0	0
TOTALS	626	422	189	15	.976	11	14	3	.824	2	0
OPPONENTS	677	428	218	31	.954	12	12	5	.706	2	1

Totals: PB - Team (2), ORLANDO 2, Opp (2). Pickoffs - Team (0), Opp (1). SBA/ATT - ORLANDO (14-17).


Hitting minimums - 1 Game 1.0 TPA/Game

Pitching minimums - 1 Game 5 IP 1.0 IP/Game

BROADCAST ROSTER



00
Aris Metalfe
 Fr • OF • 5-4 • L/R
 Compton, Calif.



1
Sam Vlot
 RS-Jr. • 3B • 5-9 • R/R
 Chowchilla, Calif.



2
Zaria Meshack
 So • OF • 5-2 • L/R
 Vallejo, Calif.



3
Samantha Camello
 Sr • SS/2B • 5-6 • R/R
 Temecula, Calif.



4
Leia Ruiz
 Sr • UTIL • 5-4 • L/R
 Chino, Calif.



8
Andi Smith
 So • P • 6-0 • R/R
 Orangeville, Utah



10
Julie McDonald
 Fr • P • 5-10 • R/R
 Carlsbad, Calif.



11
Katie Byrd
 RS-Fr • UTIL • 5-6 • R/R
 Santee, Calif.



15
Miranda Bielski
 Fr • C • 5-7 • R/R
 Pasadena, Calif.



16
Erica Romero
 Jr • P • 5-7 • R/R
 Corona, Calif.



19
Alex Formby
 So • P • 6-0 • R/R
 Pasadena, Calif.



20
Stefania Aradillas
 Sr • IF • 5-4 • R/R
 Mexico City, Mexico



21
Taylor Stewart
 So • 1B/UTIL • 5-10 • L/R
 Bellflower, Calif.



22
Kiera Wright
 Fr • UTIL • 5-6 • L/R
 Riverside, Calif.



25
Reyna Jamison
 Fr • 2B/UTIL • 5-5 • R/R
 Chula Vista, Calif.



26
Sydnee Cable
 Jr • 1B/OF • 5-6 • L/L
 Huntington Beach, Calif.



28
Frankie Orlando
 So • C • 5-9 • R/R
 Roseville, Calif.



31
Molly Sturdivant
 Fr • C/3B • 5-6 • R/R
 Santa Ana, Calif.



43
Jenavee Peres
 So • C • 5-5 • R/R
 Garden Grove, Calif.




57
Jaylene Ignacio
 Jr • UTIL • 5-4 • R/R
 Oceanside, Calif.



99
Ashley Ercolano
 RS-Jr • P/DP • 5-6 • R/R
 Poway, Calif.



Kathy Van Wyk
 Head Coach - 20th Year
 Cal State Fullerton, 1983



Stacey Nuyeman Deniz
 Associate Head Coach - Eighth Year
 UCLA, 2002



Mia Longfellow
 Assistant Coach - Seventh Year
 Oregon State, 2007



Sam Duran
 Volunteer Coach - First Year
 UCLA, 2015