



# **SAN DIEGO STATE AZTECS**

**2023-24 MEN'S BASKETBALL MEDIA GUIDE**

**16-TIME MOUNTAIN WEST CHAMPIONS**



### MOST WINS SINCE '09-10

Below are the teams with the most wins since the beginning of 2009-10.

No.	School	Wins
1.	Gonzaga	425
2.	Kansas	415
3.	Duke	396
4.	Kentucky	387
5.	San Diego State	364
6.	Arizona	363
7.	Villanova	359
8.	North Carolina	358
9.	Saint Mary's	355
10.	Michigan State	351
	Wichita State	351

### CONSECUTIVE 19-WIN SEASONS

Below are the longest active streaks of 19-win seasons entering 2023-24.

School	No.
Kansas	40
Gonzaga	26
San Diego State	18
Belmont	18
Brigham Young	18



### CLASS OF THE MOUNTAIN WEST

Below is a list of the most men's basketball conference championships (regular season and tournament) won by current Mountain West institutions entering 2023-24.

School	No.	School	No.
San Diego State	16	Utah State	2
New Mexico	8	Air Force	1
UNLV	4	Colorado State	1
Nevada	4	Fresno State	1
Boise State	3	San Jose State	0
Wyoming	3		

### BEST BASKETBALL & FOOTBALL RECORDS

Below are the best combined basketball and football records in the nation from 2009-10 through 2022-23.

No.	School	W	L	Pct.
1.	San Diego State	452	161	.737
2.	Ohio State	450	167	.729
3.	Oregon	446	180	.712
4.	Duke	438	184	.704
5.	Michigan State	431	187	.697
6.	Wisconsin	433	188	.697
7.	Cincinnati	418	182	.697
8.	Kentucky	431	193	.691
9.	Alabama	429	193	.690
10.	Arizona	416	192	.684

# Table of Contents



MOUNTAIN WEST-RECORD 16-TIME CONFERENCE CHAMPIONS



## Introduction

Media Information 2 • Rosters 3 • Schedule 4 • Broadcast Roster 5 • Run to the Final Four 6 • Aztecs in the Pros 8 • Viejas Arena 10 • Jeff Jacobs JAM Center 12 • Kawhi Leonard Jersey Retirement 14 • Mountain West 16




## Coaches and Staff

Brian Dutcher 18 • Dave Velasquez 24 • Chris Acker 25 • JayDee Luster 26 • Mark Fisher 27 • Matt Soria 28 • Aguek Arop 29 • Support Staff 30



## Players

Cade Alger 34 • Lamont Butler 37 • Jaedon LeDee 41 • Jay Pal 45 • Micah Parrish 48 • Darrion Trammell 52 • Reese Waters 56 • Miles Byrd 59 • Demarshay Johnson Jr 61 • Elijah Saunders 63 • BJ Davis 65 • Magoon Gwath 65 • Miles Heide 66 • Cam Lawin 66 • Ryan Raad 67 • Ryan Schwarz 67




## 2022-23 Review

Results 70 • Game-By-Game Statistics 74 • Miscellaneous Statistics 79 • Box Scores and Recaps 81 • Mountain West Statistics 91



## Records

Team 93 • Team Season 95 • Individual Game 97 • Top Game Performances 99 • Individual Season 101 • Individual Career 104 • Freshman 107 • Mountain West 108 • Viejas Arena 110



## History

Year-By-Year Results 113 • vs. All Opponents 128 • All-Time Series 129 • vs. Division I Conferences 140 • Series Superlatives 142 • Jersey Numbers 144 • Year-By-Year Summary 146 • vs. Nationally Ranked 150 • Statistical History 152 • Awards & Honors 154 • Aztec Hall of Fame 156 • Retired Jerseys 159 • 1,000-Point Scorers 160 • Annual Stat Leaders 166 • Letterwinners 168 • Individual Div. I Stats 170 • National Postseason 175 • Conference Tournaments 188 • Attendance/Home Record 191 • Rallies/Clutch Shots 193

## The 2023-24 SDSU Men's Basketball Media Guide

The 2023-24 San Diego State University Men's Basketball Media Guide is a publication of the SDSU athletics media relations office. The publication was written, edited and designed by Assistant Athletic Director - Media Relations Richard Stern.

Cover design by San Diego State Athletics.

## Photography

Derrick Tuskan, Ernie Anderson, Raymond Gorscope, Colleen Humel, Ken Jacques, Stan Liu, Carson Cook, Mountain West, NCAA Photos, NBA Photos, NBAE/Getty Images, Toronto Raptors, Associated Press.



# Media Information



MOUNTAIN WEST-RECORD 16-TIME CONFERENCE CHAMPIONS

## General Information

Location	San Diego, Calif., 92182
Founded	1897
Enrollment	35,723
Nickname	Aztecs
Colors	Scarlet and Black
PMS Color	185
Arena	Viejas Arena at Aztec Bowl
Opened	1997
Capacity	12,414
Affiliation	NCAA Division I
Conference	Mountain West
President	Adela de la Torre
Athletics Director	John David Wicker
Alma Mater (Year)	Mississippi State (1992)
Athletic Department Phone	619-594-3019
Ticket Office Phone	619-283-7378 or 619-283-SDSU

## History

Seasons of Basketball	Entering 103rd
First Season of Basketball	1921-22
All-Time Record	1,593-1,148-1
NCAA Tournament Appearances	17
Seasons of Division I Basketball	Entering 54th
First Season of Division I Basketball	1970-71
All-Time Division I Record	905-703
NCAA Division I Tournament Appearances	15
Last NCAA Appearance	2023 (National Runner-Up)
NIT Appearances	6
Last NIT Appearance	2016

## Media Relations

Assistant AD - Media Relations	Richard Stern
Stern Cell Phone	408-318-8111
Stern Email	rstern@sdsu.edu
Media Relations Coordinator	Sam Meyers
Meyers Cell Phone	925-787-9781
Meyers Email	scmeyers@sdsu.edu
SID Mailing Address	Aztec Media Relations Fowler Athletics Center 5302 55th Street, Suite 3014 San Diego State University San Diego, CA 92115
SID Main Office Number	619-594-5547
SID Fax Number	619-582-6541

## Basketball Staff

Head Coach	Brian Dutcher
Alma Mater (Year)	Minnesota (1982)
Record at SDSU (Years)	151-47 (6)
Record Overall (Years)	151-47 (6)
Basketball Office Phone	619-594-6249
Best Time to Contact Brian Dutcher	Contact Richard Stern
Assistant Coach	Dave Velasquez
Alma Mater (Year)	San Diego State (2007)
Assistant Coach	Chris Acker
Alma Mater (Year)	University of Phoenix (2010)
Assistant Coach	JayDee Luster
Alma Mater (Year)	Wyoming (2011)
Assistant to the Head Coach	Mark Fisher
Alma Mater (Year)	Michigan (2001)
Assistant AD - Director of Operations	Matt Soria
Alma Mater (Year)	San Diego State (2002)
Director of Player Development	Aguek Arop
Alma Mater (Year)	San Diego State (2022)
Assistant Dir. of Athletic Medicine	Sergio Ibarra
Alma Mater (Year)	Alfred University (2006)
Assistant Dir. of Strength & Conditioning	Daniel Marshall
Alma Mater (Year)	Arizona (2008)
Graduate Student Manager	Ali Tavakol
Alma Mater (Year)	San Diego State (2022)
Administrative Assistant	Carmen Harris
Alma Mater (Year)	Washington (2000)

## Team Information

	Total	Home	Away	Neu.
2022-23 Record	32-7	15-1	8-2	9-4
2022-23 MW Record	15-3	8-1	7-2	-
Mountain West Finish	1st			
MW Tournament	Champion (3-0)			
Postseason	NCAA Tournament			
Postseason Finish	National Runner-Up (5-1)			
Final Top-25 Ranking	No. 18 (AP)/No. 2 (Coaches)			
Starters Returning/Lost	2/3			
Letterwinners Returning/Lost	4/5			

## Media Information

Radio Station	101.5 KGB/XTRA 1360 AM
Play-By-Play Announcer	Ted Leitner
PBP Phone Number	858-560-6671
Video Footage Contact	Andrew Burton
VFC Phone Number	619-594-2428
Beat Writer	Mark Zeigler San Diego Union-Tribune 619-293-1341

## Media Services

SID Office Phone	619-594-5547
SID Office Fax	619-582-6541
Viejas Arena Press Row	408-318-8111 (Stern's Cell)
Website	GoAztecs.com
Twitter	@Aztec_MBB
Facebook	facebook.com/goaztecs
Instagram	@aztec_mbb
YouTube	youtube.com/goaztecscom

## 2023-24 Roster Breakdown

### Starters Returning (2)

Player	Ht.	Wt.	Cl.	Pos.	PPG	RPG
Lamont Butler	6-2	205	Sr.	G	8.8	2.7
Darrion Trammell	5-10	175	*Sr.	G	9.8	2.4

### Total Letterwinners Returning (4)

Player	Ht.	Wt.	Cl.	Pos.	PPG	RPG
Lamont Butler	6-2	205	Sr.	G	8.8	2.7
Jaedon LeDee	6-9	240	*Sr.	F	7.9	5.3
Micah Parrish	6-6	195	Sr.	G/F	7.4	3.6
Darrion Trammell	5-10	175	*Sr.	G	9.8	2.4

### Others Returning (5)

Player	Ht.	Wt.	Cl.	Pos.	PPG	RPG
Cade Alger	6-9	196	*Sr.	F	0.7	0.2
Miles Byrd	6-7	185	So.	G	4.3	0.5
Demarshay Johnson Jr.	6-9	205	So.	F	0.9	0.6
Cam Lawin	6-3	180	R-Fr.	G	--	--
Elijah Saunders	6-8	225	So.	F	0.9	1.1

### Newcomers (7)

Player	Ht.	Wt.	Cl.	Pos.
B.J. Davis	6-2	165	Fr.	G
Magoon Gwath	7-0	190	Fr.	F
Miles Heide	6-10	224	Fr.	F
Jay Pal	6-9	185	*Sr.	F
Ryan Raad	6-5	190	Fr.	G
Ryan Schwarz	6-1	175	Jr.	G
Reese Waters	6-6	212	Jr.	G

### Starters Lost (3)

Player	Ht.	Wt.	Cl.	Pos.	PPG	RPG
Matt Bradley	6-4	220	Sr.	G	12.6	3.8
Keshad Johnson	6-7	210	Sr.	F	7.7	5.0
Nathan Mensah	6-10	230	Sr.	F	6.0	5.9

### Total Letterwinners Lost (5)

Player	Ht.	Wt.	Cl.	Pos.	PPG	RPG
Aguek Arop	6-6	220	Sr.	F	4.5	2.9
Matt Bradley	6-4	220	Sr.	G	12.6	3.8
Keshad Johnson	6-7	210	Sr.	F	7.7	5.0
Nathan Mensah	6-10	230	Sr.	F	6.0	5.9
Adam Seiko	6-3	210	Sr.	G	5.8	1.4

\* - Utilizing the NCAA's offer of an extra year of eligibility due to the COVID-19 pandemic.

### Honors Candidates (4)

**Lamont Butler** - All-American, Bob Cousy Point Guard of the Year, All-Region, Mountain West Player of the Year, All-Mountain West, Mountain West All-Defensive Team

**Jaedon LeDee** - All-Region, Karl Malone Power Forward of the Year, Mountain West Player of the Year, All-Mountain West

**Reese Waters** - All-Region, Mountain West Newcomer of the Year, All-Mountain West

**Darrion Trammell** - All-Region, All-Mountain West



# Aztec Players



MOUNTAIN WEST-RECORD 16-TIME CONFERENCE CHAMPIONS

## 2023-24 SAN DIEGO STATE ALPHABETICAL ROSTER

### Most Recent Division I Season

No.	Name	Pos.	Ht.	Wt.	Yr.	Exp.	PPG	RPG	APG	Hometown (High School/Previous School)
2	Cade Alger	F	6-9	196	*Sr.	SQ	7.4	3.6	0.6	Oakdale, Calif. (Ripon Christian High/Seattle U)
5	Lamont Butler	G	6-2	205	Sr.	3L	8.7	2.7	3.2	Moreno Valley, Calif. (Riverside Poly High)
21	Miles Byrd	G	6-7	185	So.	SQ	4.3	0.5	1.5	Stockton, Calif. (Lincoln High)
10	B.J. Davis	G	6-2	165	Fr.	HS	--	--	--	Modesto, Calif. (Modesto Christian High)
0	Magoon Gwath	F	7-0	190	Fr.	HS	--	--	--	Eules, Texas (Veritas Prep (Ca.))
40	Miles Heide	F	6-10	224	Fr.	HS	--	--	--	North Bend, Wash. (Mount Si High)
11	Demarshay Johnson Jr.	F	6-10	205	So.	SQ	0.9	0.6	0.1	Oakland, Calif. (Salesian College Prep)
8	Cameron Lawin	G	6-3	180	R-Fr.	RS	--	--	--	Chicago, Ill. (Orr Academy)
13	Jaedon LeDee	F	6-9	240	*Sr.	1L	7.9	5.3	0.9	Houston, Texas (The Kincaid School/Ohio State/TCU)
4	Jay Pal	F	6-9	185	*Sr.	TR	^12.3	6.9	1.4	Omaha, Neb. (Omaha Central High/Jacksonville State/Campbell)
3	Micah Parrish	G/F	6-6	195	Sr.	1L	7.4	3.6	0.6	Detroit, Mich. (River Rouge High/Oakland University)
42	Ryan Raad	G	6-5	190	Fr.	HS	--	--	--	La Crescenta, Calif. (Crescenta Valley High)
25	Elijah Saunders	F	6-8	225	So.	SQ	0.9	1.1	0.5	Phoenix, Ariz. (Sunnyslope High)
24	Ryan Schwarz	G	6-1	175	Jr.	HS	--	--	--	Orinda, Calif. (Miramonte High)
12	Darrion Trammell	G	5-10	175	*Sr.	1L	9.8	2.4	2.9	Marin City, Calif. (St. Ignatius High/CCSF/Seattle U)
14	Reese Waters	G	6-6	212	Jr.	TR	^9.8	3.2	1.1	Long Beach, Calif. (St. Bernard High/Southern California)

^ - Stats from the final full season of competition at previous Division I institution

\* - Utilizing extra year of eligibility offered by the NCAA due to COVID-19

## 2023-24 SAN DIEGO STATE NUMERICAL ROSTER

### Most Recent Division I Season

No.	Name	Pos.	Ht.	Wt.	Yr.	Exp.	PPG	RPG	APG	Hometown (High School/Previous School)
0	Magoon Gwath	F	7-0	190	Fr.	HS	--	--	--	Eules, Texas (Veritas Prep (Ca.))
2	Cade Alger	F	6-9	196	*Sr.	SQ	0.7	0.2	0.0	Oakdale, Calif. (Ripon Christian High/Seattle U)
3	Micah Parrish	G/F	6-6	195	Sr.	1L	7.4	3.6	0.6	Detroit, Mich. (River Rouge High/Oakland University)
4	Jay Pal	F	6-9	185	*Sr.	TR	^12.3	6.9	1.4	Omaha, Neb. (Omaha Central High/Jacksonville State/Campbell)
5	Lamont Butler	G	6-2	205	Sr.	3L	8.7	2.7	3.2	Moreno Valley, Calif. (Riverside Poly High)
8	Cameron Lawin	G	6-3	180	R-Fr.	RS	--	--	--	Chicago, Ill. (Orr Academy)
10	B.J. Davis	G	6-2	165	Fr.	HS	--	--	--	Modesto, Calif. (Modesto Christian High)
11	Demarshay Johnson Jr.	F	6-10	205	So.	SQ	0.9	0.6	0.1	Oakland, Calif. (Salesian College Prep)
12	Darrion Trammell	G	5-10	175	*Sr.	1L	9.8	2.4	2.9	Marin City, Calif. (St. Ignatius High/City College of San Francisco/Seattle U)
13	Jaedon LeDee	F	6-9	240	*Sr.	1L	7.9	5.3	0.9	Houston, Texas (The Kincaid School/Ohio State/TCU)
14	Reese Waters	G	6-6	212	Jr.	TR	^9.8	3.2	1.1	Long Beach, Calif. (St. Bernard High/Southern California)
21	Miles Byrd	G	6-7	185	So.	SQ	4.3	0.5	1.5	Stockton, Calif. (Lincoln High)
24	Ryan Schwarz	G	6-1	175	Jr.	HS	--	--	--	Orinda, Calif. (Miramonte High)
25	Elijah Saunders	F	6-8	225	So.	SQ	0.9	1.1	0.5	Phoenix, Ariz. (Sunnyslope High)
40	Miles Heide	F	6-10	224	Fr.	HS	--	--	--	North Bend, Wash. (Mount Si High)
42	Ryan Raad	G	6-5	190	Fr.	HS	--	--	--	La Crescenta, Calif. (Crescenta Valley High)

^ - Stats from the final full season of competition at previous Division I institution

\* - Utilizing extra year of eligibility offered by the NCAA due to COVID-19

### Head Coach:

Brian Dutcher (Minnesota, 1982), Seventh Season (25th Season Overall at SDSU)

### Assistant Coaches:

David Velasquez (San Diego State, 2007), 11th Season (22nd Season Overall at SDSU)

Chris Acker (Chaminade, 2004), Fifth Season (Fifth Season Overall at SDSU)

JayDee Luster (Wyoming, 2011) Third Season (Third Season Overall at SDSU)

Mark Fisher (Michigan, 2001), 11th Season (22nd Season Overall at SDSU)

### Assistant to the Head Coach:

### Assistant A.D. - Director of Operations:

Matt Soria (San Diego State, 2002), 17th Season (24th Season Overall at SDSU)

### Director of Player Development:

Aguek Arop (San Diego State, 2022), First Season (First Season Overall at SDSU)

### Graduate Assistant:

Ali Tavakol (San Diego State, 2022) Second Season (Second Season Overall at SDSU)

### Assistant Director of Athletic Medicine:

Sergio Ibarra (Alfred University, 2006), Eighth Season (Eighth Season Overall at SDSU)

### Assistant Director of Strength & Conditioning:

Daniel Marshall (Arizona, 2008), First Season (First Season Overall at SDSU)

## PRONUNCIATION GUIDE

### Cade Alger

AL-jer (like Alger Hiss)

### Magoon Gwath

MAH-goan GWAH-th

### Demarshay Johnson Jr

duh-MAR-shay

### Jaedon LeDee

JAY-den luh-DEE

### Elijah Saunders

e-LIE-zha SAWN-ders

### Miles Byrd

bird

### Miles Heide

HIGH-dee

### Cam Lawin

lah-WEEN

### Micah Parrish

MIKE-uh

### Darrion Trammell

DAIRY-on truh-MEL

# 2023-24 Schedule



MOUNTAIN WEST-RECORD 16-TIME CONFERENCE CHAMPIONS

Date	Day	Opponent	Site	Time	TV
Nov. 6	Mon.	CAL STATE FULLERTON	Viejas Arena	7:30 p.m. PT	FS1
Nov. 10	Fri.	at Brigham Young	Provo, Utah	7 p.m. MT	ESPN+
Nov. 14	Tue.	LONG BEACH STATE	Viejas Arena	7 p.m. PT	YurView
<b>Continental Tires Main Event (T-Mobile Arena; Las Vegas, Nev.)</b>					
Nov. 17	Fri.	vs. Saint Mary's	Las Vegas, Nev.	6:30 p.m. PT	ESPN+
Nov. 19	Sun.	vs. Xavier/Washington	Las Vegas, Nev.	4:30 p.m./7 p.m. PT	ESPN Networks
<b>SoCal Showcase (The Pavilion; San Juan Capistrano, Calif.)</b>					
Nov. 25	Sat.	vs. California	San Juan Capistrano, Calif.	4 p.m. PT	Mountain West Network
Dec. 1	Fri.	at UC San Diego	La Jolla, Calif.	7 p.m. PT	ESPN+
Dec. 5	Tue.	at Grand Canyon	Phoenix, Ariz.	7 p.m. MT	ESPN+
Dec. 9	Sat.	UC IRVINE	Viejas Arena	7:30 p.m. PT	FS1
Dec. 19	Tue.	SAINT KATHERINE	Viejas Arena	7 p.m. PT	YurView
Dec. 21	Thur.	STANFORD	Viejas Arena	6 p.m. PT	CBSSN
Dec. 29	Fri.	at Gonzaga	Spokane, Wash.	6 p.m. PT	ROOT Sports
Jan. 3	Wed.	*FRESNO STATE	Viejas Arena	7:30 p.m. PT	FS1
Jan. 6	Sat.	*UNLV	Viejas Arena	1 p.m. PT	CBS
Jan. 9	Tue.	*at San Jose State	San Jose, Calif.	8 p.m. PT	CBSSN
Jan. 13	Sat.	*at New Mexico	Albuquerque, N.M.	noon MT	CBS
Jan. 17	Wed.	*NEVADA	Viejas Arena	8 p.m. PT	CBSSN
Jan. 20	Sat.	*at Boise State	Boise, Idaho	11 a.m. MT	CBS
Jan. 23	Tue.	*WYOMING	Viejas Arena	6 p.m. PT	CBSSN
Jan. 30	Tue.	*at Colorado State	Fort Collins, Colo.	7 p.m. MT	CBSSN
Feb. 3	Sat.	*UTAH STATE	Viejas Arena	12:30 p.m. PT	Fox
Feb. 6	Tue.	*at Air Force	USAF Academy, Colo.	8:30 p.m. MT	FS1
Feb. 9	Fri.	*at Nevada	Reno, Nev.	5 p.m. PT	CBSSN
Feb. 13	Tue.	*COLORADO STATE	Viejas Arena	6 p.m. PT	CBSSN
Feb. 16	Fri.	*NEW MEXICO	Viejas Arena	7 p.m. PT	FS1
Feb. 20	Tue.	*at Utah State	Logan, Utah	7 p.m. MT	CBSSN
Feb. 24	Sat.	*at Fresno State	Fresno, Calif.	7 p.m. PT	CBSSN
Feb. 27	Tue.	*SAN JOSE STATE	Viejas Arena	8 p.m. PT	CBSSN
March 5	Tue.	*at UNLV	Las Vegas, Nev.	8 p.m. PT	CBSSN
March 8	Fri.	*BOISE STATE	Viejas Arena	7 p.m. PT	FS1
<b>Mountain West Championship (Thomas &amp; Mack Center; Las Vegas, Nev.)</b>					
March 13	Wed.	First Round	Las Vegas, Nev.	TBA	Mountain West Network
March 14	Thurs.	Quarterfinal	Las Vegas, Nev.	TBA	CBS Sports Network
March 15	Fri.	Semifinal	Las Vegas, Nev.	TBA	CBS Sports Network
March 16	Sat.	Championship	Las Vegas, Nev.	TBA	CBS

\* - Indicates Mountain West game. CAPS indicates home games at Viejas Arena. Dates and times subject to change. All times are local to the site.

## 2024 NCAA Division I Men's Basketball Championship Dates and Sites

<b>First Four</b> UD Arena Dayton, Ohio Host: Dayton March 19 and 20	Vivint Smart Home Arena Salt Lake City, Utah Host: University of Utah March 21 and 23	FedEx Forum Memphis, Tennessee Host: University of Memphis March 22 and 24	Crypto.com Arena - West Regional Los Angeles, California Host: Pepperdine University March 28 and 30
<b>First/Second Rounds</b> Spectrum Arena Charlotte, North Carolina Host: University of North Carolina March 21 and 23	Barclays Center Brooklyn, New York Host: Atlantic 10 Conference March 22 and 24	<b>Regionals</b> TD Garden - East Regional Boston, Massachusetts Host: Boston College March 28 and 30	<b>Final Four</b> State Farm Stadium Glendale, Arizona Host: Arizona State University April 6 and 8
CHI Health Center Omaha, Nebraska Host: Creighton University March 21 and 23	Gainbridge Fieldhouse Indianapolis, Indiana Host: IUPUI/Horizon League March 22 and 24	Little Caesars Arena - Midwest Regional Detroit, Michigan Host: University of Detroit Mercy March 29 and 31	
PPG Paints Arena Pittsburgh, Pennsylvania Host: Duquesne University March 21 and 23	Spokane Veterans Memorial Arena Spokane, Washington Host: University of Idaho March 22 and 24	American Airlines Center - South Regional Dallas, Texas Host: Big 12 Conference March 29 and 31	

INTRODUCTION  
COACHES & STAFF  
PLAYERS  
2022-23 REVIEW  
RECORDS  
HISTORY

AZTEC BASKETBALL MEDIA GUIDE



# Broadcast Roster



MOUNTAIN WEST-RECORD 16-TIME CONFERENCE CHAMPIONS



**0 Magoon Gwath**  
Fr. • F • 7-0 • 190  
Eules, Texas



**2 Cade Alger**  
\*Sr. • F • 6-9 • 196  
Oakdale, Calif.



**3 Micah Parrish**  
Sr. • G • 6-6 • 195  
Detroit, Mich.



**4 Jay Pal**  
\*Sr. • F • 6-9 • 185  
Omaha, Neb.



**5 Lamont Butler**  
Sr. • G • 6-2 • 205  
Moreno Valley, Calif.



**8 Cam Lawin**  
R-Fr. • G • 6-3 • 180  
Chicago, Ill.



**10 BJ Davis**  
Fr. • G • 6-2 • 165  
Modesto, Calif.



**11 Demarshay Johnson Jr.**  
So. • F • 6-10 • 205  
Oakland, Calif.



**12 Darrion Trammell**  
\*Sr. • G • 5-10 • 175  
Marin City, Calif.



**13 Jaedon LeDee**  
\*Sr. • F • 6-9 • 240  
Houston, Texas



**14 Reese Waters Jr.**  
Jr. • G • 6-6 • 212  
Long Beach, Calif.



**21 Miles Byrd**  
So. • G • 6-7 • 185  
Stockton, Calif.



**24 Ryan Schwarz Jr.**  
Jr. • G • 6-1 • 175  
Orinda, Calif.




**25 Elijah Saunders**  
So. • F • 6-8 • 225  
Phoenix, Ariz.



**40 Miles Heide**  
Fr. • F • 6-10 • 224  
North Bend, Wash.



**42 Ryan Raad**  
Fr. • G • 6-5 • 190  
La Crescenta, Calif.



**HC Brian Dutcher**  
Head Coach

### Dutcher by the Numbers

- 24th season at San Diego State; 7th as Head Coach
- 6-year record as a Head Coach: 151-47
- 6 MW Titles (2017-18 - rs, 2019-20 - rs, 2020-21 - rs & tour., 2022-23 - rs & tour.)
- 2019-20 USA Today National Coach of the Year
- 2-time Mountain West Coach of the Year (coaches & media)
- 2-time NABC District 17 Coach of the Year
- USBWA District IX Coach of the Year

### 2019-20

- 15-weeks in the AP Top-25; as high as No. 4/4, finished at No. 6/6
- 45 days at No. 1 in the NET (45), more than any other team
- 26-game winning streak, the longest in the country
- 39 days that SDSU was the last undefeated team in the nation
- 1 loss; the only DI team to finish the regular season with one loss

\* - denotes a player utilizing the NCAA's offer of an extra year of eligibility due to the COVID-19 pandemic

INTRODUCTION

COACHES & STAFF

PLAYERS

2022-23 REVIEW

RECORDS

HISTORY

AZTEC BASKETBALL MEDIA GUIDE



ATLANTIC OWLS

AND THEN

# AZTECS RUN TO THE NATIONAL TITLE GAME AT THE 2023 NCAA TOURNAMENT

VS. CHARLESTON (W, 63-57)

VS. FURMAN (W, 75-52)

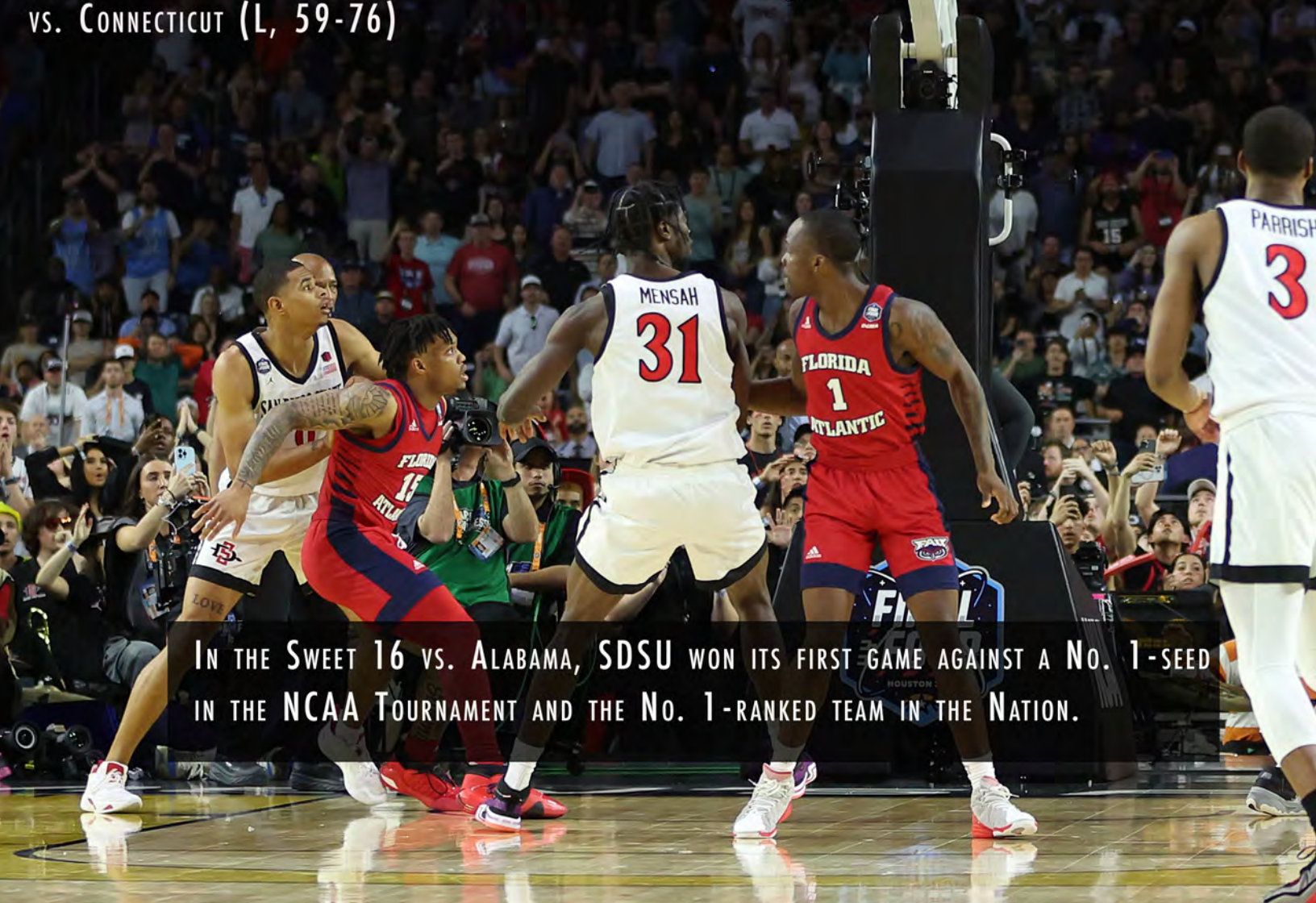
VS. ALABAMA (W, 71-64)

VS. CREIGHTON (W, 57-56)

VS. FLORIDA ATLANTIC (W, 72-71)

VS. CONNECTICUT (L, 59-76)

BUTLER'S GAME  
FIRST FROM A




IN THE SWEET 16 VS. ALABAMA, SDSU WON ITS FIRST GAME AGAINST A NO. 1-SEED IN THE NCAA TOURNAMENT AND THE NO. 1-RANKED TEAM IN THE NATION.



LAMONT BUTLER HIT THE BIGGEST SHOT IN SAN DIEGO STATE BASKETBALL HISTORY, THE GAME WINNER OVER FLORIDA ATLANTIC WITH TIME EXPIRING TO SEND SDSU TO THE NATIONAL CHAMPIONSHIP GAME.

THERE WERE FOUR



SAN D

THE GAME-WINNING SHOT AGAINST FLORIDA ATLANTIC IS THE  
TEAM THAT WAS TRAILING IN FINAL FOUR HISTORY.



THE AZTECS WIN OVER CHARLESTON, IN THE OPENING ROUND, MARKED BRIAN DUTCHER'S FIRST NCAA TOURNAMENT WIN AS A HEAD COACH, BUT IT WAS HIS 31ST ON A COLLEGE BENCH IN THE TOURNAMENT.

IN REACHING THE CHAMPIONSHIP GAME, SAN DIEGO STATE BECAME THE FIRST MOUNTAIN WEST TEAM TO WIN A GAME IN THE SWEET 16, ELITE 8 AND FINAL FOUR AND TO PLAY FOR THE ULTIMATE PRIZE.





# AZTECS IN THE PROS

## KAWHI LEONARD

NBA CHAMPION	2014, '19
NBA FINALS MVP	2014, '19
ALL-NBA FIRST TEAM	2016, '17, '21
ALL-NBA SECOND TEAM	2019, '20
NBA DEFENSIVE PLAYER OF THE YEAR	2015, '16
NBA-ALL-DEFENSIVE FIRST TEAM	2015, '15, '17
NBA ALL-DEFENSIVE SECOND TEAM	2014, '19, '20, '21
NBA ALL STAR	2016, '17, '19, '20, '21
NBA ALL STAR MVP	2020
NBA FINALIST	2013, '14, '19
NBA ALL-ROOKIE FIRST TEAM	2012
NBA DRAFT   1ST ROUND, 15TH PICK	2011





# PRO AZTECS SINCE 1999-2000

PLAYER	LAST ORGANIZATION / COUNTRY
DAVID ABRAMOWITZ	MEXICO
MOHAMMED ABUKAR	ROMANIA
DAKARI ALLEN	IGNITE (G-LEAGUE)
RYAN AMOROSO	ARGENTINA
TONY BLAND	LEBANON
MATT BRADLEY	GERMANY
EVAN BURNS	SIoux FALLS (G-LEAGUE)
MOHAMMED CAMARA	LAS VEGAS (IBL)
BRIAN CARWELL	AUSTRALIA
MEDHI CHERIET	FRANCE
ANGELO CHOL	JAPAN
MARCELO CORREA	URUGUAY
JOSH DAVIS	JAPAN
KELVIN DAVIS	PROVIDENCE (PBL)
JASON DEUTCHMAN	PHILIPPINES
TAHIROU DIABATE	JAPAN
MYRON EPPS	SOUTH VALLEY (ABA)
KJ FEAGIN	AUSTRALIA
AL FAUX	AUSTRIA
MALACHI FLYNN	TORONTO RAPTORS (NBA)
JAMAAL FRANKLIN	AUSTRALIA
D.J. GAY	UKRAINE
TERRELL GOMEZ	GERMANY
GARRETT GREEN	HUNGARY
JEROME HABEL	MEXICO
BRANDON HEATH	CYPRUS
JEREMY HEMSLEY	FINLAND
RANDY HOLCOMB	JAPAN
MICHAEL HOLPER	PHILIPPINES
TREY KELL	AUSTRALIA
KAWHI LEONARD	LOS ANGELES CLIPPERS (NBA)
MIKE MACKELL	SOUIX FALLS (CBA)
CHRIS MANKER	ICELAND
JALEN MCDANIELS	TORONTO RAPTORS (NBA)
NATHAN MENSAH	CHARLOTTE HORNETS (NBA)
MATT MITCHELL	TURKEY
MAX MONTANA	ICELAND
DEANDRE MOORE	MEXICO
JJ O'BRIEN	TURKEY
DWAYNE POLEE	LONG ISLAND (G-LEAGUE)
MALIK POPE	PORTUGAL
TREY PULLIAM	SERBIA
JAMES RAHON	JAPAN
KAMERON ROOKS	MALTA
AERICK SANDERS	PORTUGAL
JORDAN SCHAKEL	SANTA CRUZ (G-LEAGUE)
ADAM SEIKO	GERMANY
JOHN SHARPER	MACEDONIA
WINSTON SHEPARD	MACAU
MARCUS SLAUGHTER	GREECE
BRANDON SMITH	FINLAND
KYLE SPAIN	MEXICO
SKYLAR SPENCER	MEXICO
DESHAWN STEPHENS	GREECE
CHASE TALPLEY	TULSA (G-LEAGUE)
XAVIER THAMES	HUNGARY
MALCOLM THOMAS	SOUTH KOREA
JOSHUA TOMAJC	SPAIN
LORRENZO WADE	MEXICO
DEVIN WATSON	AUSTRALIA
YANNI WETZELL	GERMANY
BILLY WHITE	CANADA
RICHIE WILLIAMS	GERMANY



**MALACHI FLYNN**  
2020 NBA DRAFT PICK  
TORONTO RAPTORS  
ROUND - 1ST  
PICK - 29TH



**JALEN MCDANIELS**  
2019 NBA DRAFT PICK  
CHARLOTTE HORNETS  
ROUND - 2ND  
PICK - 52ND



**XAVIER THAMES**  
2020 NBA DRAFT PICK  
TORONTO RAPTORS  
ROUND - 2ND  
PICK - 59TH



**JAMAAL FRANKLIN**  
2013 NBA DRAFT PICK  
MEMPHIS GRIZZLIES  
ROUND - 2ND  
PICK - 41ST



# STEVE FISHER-COURT AT VIEJAS ARENA



"THE MOST CREATIVE STUDENT SECTION IN THE MOUNTAIN WEST IS THE FOUNDATION OF A GREAT ATMOSPHERE AT VIEJAS ARENA...  
...THEY ALL LOSE THEIR MINDS WHEN TEH AZTECS START TO RUN AND JUMP OUT OF THE BUILDING."  
TOM HART, ESPN



"THE ATMOSPHERE IN VIEJAS ARENA FOR A BIG GAME SCREAMS THROUGH THE TELEVISION, AND WHEN IN PERSON IS QUITE A SITE TO SEE. YOU HAVE TO APPRECIATE VIEJAS ARENA, ONE OF THE BEST ENVIRONMENTS IN THE COUNTRY"

ANDY KATZ, COLLEGE BASKETBALL REPORTER



## BY THE NUMBERS

**204-26** AZTECS RECORD IN ITS LAST 230 HOME GAMES (88.7 WIN PERCENTAGE)

**321-89** AZTECS HOME RECORD SINCE VIEJAS ARENA WAS OPENED IN 1997 (78.3 WIN PERCENTAGE)

**106\*** AZTECS HAVE PLAYED IN FRONT OF 106 SOLD-OUT CROWDS (12,414) IN ITS LAST 164 REGULAR-SEASON HOME GAMES

**21** SEASONS THE AZTECS HAVE LOST FIVE OR FEWER GAMES ON ITS HOME FLOOR IN THE 26-YEAR HISTORY OF THE FACILITY

**1\*** RANKED PROGRAM IN AVERAGE ATTENDANCE IN CALIFORNIA IN EACH OF THE LAST 12 YEARS

\* - DOES NOT INCLUDE THE 2020-21 SEASON WHEN FANS WERE NOT ALLOWED IN VIEJAS ARENA DUE TO THE CORONAVIRUS PANDEMIC



# JEFF JACOBS JAM CENTER



"THIS HAS BEEN A PRIORITY FOR SOME TIME AND WILL HELP BOTH BASKETBALL PROGRAMS IMMENSELY. THIS WILL BE ANOTHER SHOWCASE FACILITY FOR THE ATHLETIC DEPARTMENT AS WELL AS THE UNIVERSITY AS A WHOLE."

-STEVE FISHER, FORMER SDSU HEAD MEN'S BASKETBALL COACH



SAN DIEGO STATE HELD A GRAND-OPENING CEREMONY FOR THE 23,500-SQUARE FOOT JEFF JACOBS JAM CENTER ON AUGUST 23, 2015. THE EVENT MARKED THE OFFICIAL OPENING OF THE AZTECS' ON-CAMPUS BASKETBALL PERFORMANCE CENTER, WHICH BROKE GROUND ON AUGUST 27, 2014.

SPEAKING BEFORE THE CEREMONIAL RIBBON CUTTING WAS FORMER SDSU PRESIDENT ELLIOT HIRSHMAN, FORMER MEN'S BASKETBALL HEAD COACH STEVE FISHER AND FORMER WOMEN'S BASKETBALL GUARD AHJALEE HARVEY.

PRELIMINARY SITE WORK STARTED IN JULY 2014, JUST SOUTH OF THE FOWLER ATHLETICS CENTER AND EAST OF THE FOOTBALL PRACTICE FIELDS. THE FACILITY, WHICH WILL SUPPORT THE CONTINUED GROWTH AND DEVELOPMENT OF THE SDSU MEN'S AND WOMEN'S BASKETBALL TEAMS, INCLUDES TWO FULL-LENGTH COURTS, EIGHT BASKETS, LOCKER ROOMS, FILM ROOM, TEAM LOUNGES, ATHLETIC TRAINING ROOM AND COACHES LOCKER ROOMS.

HUNDREDS OF SUPPORTERS CONTRIBUTED TO THE EFFORT TO MAKE THE JEFF JACOBS JAM CENTER A REALITY. IN ADDITION TO THE GIFT FROM JEFF JACOBS, HAL AND DEBBY JACOBS, LISA ALTMAN AND JIM MORRIS, CREATING THE NAME "JAM" CENTER, SIZEABLE DONATIONS WERE MADE FROM THE MANNA CHARITABLE FOUNDATION AND THE WALTER AND BETTY ZABLE FOUNDATION. THE TOTAL COST OF THE PROJECT WAS \$15 MILLION.

THE PROJECT WAS DESIGNED BY JCI ARCHITECTURE AND WAS BUILT BY THE HUNT CONSTRUCTION GROUP.





## JEFF JACOBS JAM CENTER FEATURES

23,500 SQUARE FEET

TWO FULL-LENGTH COURTS

EIGHT BASKETS

TWO SCOREBOARDS

KEISER STRENGTH EQUIPMENT

LOCKER ROOMS

FILM ROOM

TEAM LOUNGES

ATHLETIC TRAINING ROOM



"THIS IS MORE THAN JUST A BUILDING, IT IS OUR CLASSROOM. THIS WILL PROVIDE AN OPPORTUNITY FOR OUR STUDENT-ATHLETES TO ENHANCE THEIR INDIVIDUAL GAMES, WHICH WILL IN TURN BENEFIT OUR PROGRAMS. THIS ALSO KEEPS SDSU COMPETING AT THE HIGHEST LEVEL NOT ONLY IN BASKETBALL, BUT IN RECRUITING AS WELL"

STACIE TERRY HUTSON, SDSU HEAD WOMEN'S BASKETBALL COACH










# KAWHI LEONARD JERSEY RETIREMENT

FEBRUARY 1, 2020

SAN DIEGO STATE UNVEILED KAWHI LEONARD'S No. 15 JERSEY IN A HALFTIME CEREMONY IN ITS GAME AGAINST UTAH STATE. FORMER COACH STEVE FISHER CALLED IT "THE SENIOR NIGHT I NEVER GOT TO HAVE WITH YOU... THIS IS YOUR LEGACY, MY FRIEND. LOOK AROUND THIS BUILDING." LEONARD, WHO PLAYED FOR THE AZTECS FOR TWO SEASONS, CALLED IT "A DREAM COME TRUE," THANKED HIS FORMER TEAMMATES, THE SHOW AND MEMBERS OF THE LOS ANGELES CLIPPERS, INCLUDING OWNER STEVE BALMER AND COACH DOC RIVERS, WHO ATTENDED THE CEREMONY.





# Mountain West Conference



MOUNTAIN WEST-RECORD 16-TIME CONFERENCE CHAMPIONS



**Mountain West**  
10807 New Allegiance Drive, Suite 250  
Colorado Springs, CO 80921  
Phone: (719) 488-4040  
Fax: (719) 487-7241

## This is the Mountain West

From its inception in 1999, the Mountain West (MW) has been committed to excellence in intercollegiate athletics, while promoting the academic missions of its member institutions. Progressive in its approach, the MW continues to cultivate opportunities for student-athletes to compete at the highest level, while fostering academic achievement and sportsmanship. Now in its 25th year, the MW has been assertive in its involvement with the NCAA governance structure and has taken a leadership role in the overall administration of intercollegiate athletics.

The Mountain West has marked several achievements during its first 24 years, most notably becoming the first to establish a sports television network dedicated solely to an intercollegiate athletic conference (The Mtn.). The MW also was the first to experiment with the coaches' challenge in the college football instant replay system, and was the first non-automatic-qualifying BCS conference to participate in four BCS bowl games, winning three. In the inaugural year of the College Football Playoff system, Boise State earned the automatic slot into a New Year's Six bowl game as the highest-ranked champion from the Group of 5 conferences. The Broncos defeated then 10th-ranked Arizona 38-30 in the VIZIO Fiesta Bowl. In 2011-12, the MW was among the first conferences to implement a league-wide state-of-the-art basketball instant replay system.

Changes in the NCAA governance structure set the table for another Conference first, when two members of the MW Student-Athlete Advisory Committee (SAAC) were included in the June 2014 meeting of the Mountain West Board of Directors. New Mexico track and field athlete Kendall Spencer, the national chair of the 2014-15 NCAA Division I Student-Athlete Advisory Committee, and Air Force Academy volleyball player Emma Dridge joined the BOD members in this historic meeting to advance the discussion on student-athlete involvement in the NCAA and MW governance structure. For the last eight academic years, MW student-athletes participated on monthly membership calls

and have joined MW administrators in the annual Joint Council Spring Meetings in Arizona.

The Mountain West is well-represented within the new NCAA governance structure, including individuals who were appointed to serve on committees tasked with managing the day-to-day business of Division I athletics. Kendall Spencer, the former chair of the DI Student-Athlete Advisory Committee and UNM track & field athlete, was the first student-athlete in the history of the organization to serve on the Division I Board.

Additionally, the Mountain West was the only conference to have the same member institution with No. 1 overall picks in both the NFL and NBA drafts in the same year (Utah's Alex Smith and Andrew Bogut, respectively in 2005). With UNLV's Anthony Bennett claiming the No. 1 pick in the 2013 NBA Draft, the Mountain West is one of three conferences to have multiple No. 1 NBA draft selections since 2000. Also, with San Diego State's Stephen Strasburg earning the No. 1 pick in the 2009 MLB Draft, the Mountain West is one of three conferences to have the No. 1 selection in each of the NFL, NBA and MLB drafts since the MW was founded in 1999.

The Mountain West is noted for its geographic diversity. Some of the most beautiful terrain and landscapes in the nation can be found within Mountain West boundaries, including the majestic Rocky Mountain range, which borders five MW institutions (Air Force, Boise State, Colorado State, New Mexico and Utah State). The high plains of Wyoming (elevation 7,220 feet – the nation's highest Division I campus) contrast with Las Vegas and Reno, home to UNLV and Nevada, respectively, while Fresno State, San Diego State and San Jose State add a West coast influence with their locations in Central, Southern and Northern California. The inclusion of the Hawai'i football program extends the MW footprint to the beautiful islands in the Pacific Ocean, while the addition of the women's soccer program at Colorado College gives the MW an additional presence in the Rocky Mountains.

## History

The Mountain West was conceived on May 26, 1998, when the presidents of eight institutions — Air Force, BYU, Colorado State, New Mexico, San Diego State, UNLV, Utah and Wyoming — decided to form a new NCAA Division I-A intercollegiate athletic conference. The split from a former 16-team conference re-established continuity and stability among the membership within the new league and signaled the continuation of its tradition-rich, long-standing athletic rivalries. Three of the MW's eight original members have been conference rivals since the 1960s (New Mexico, Wyoming and Colorado State), while San Diego State (1978) and Air Force (1980) were longtime members as well. UNLV and TCU entered the fold in 1996 and the Rebels continued as one of the original eight institutions that formed the MW in 1999. TCU re-joined the group with its first year of competition in the Mountain West in 2005-06. With conference realignment sweeping the nation in recent years, the MW has been proactive in addressing membership changes. Boise State University joined the Mountain West in 2011-12, followed by Fresno State and the University of Nevada on July 1, 2012. Also on July 1, 2012, the University of Hawai'i became a football-only member of the Conference. On July 1, 2013, the Mountain West further expanded when San José State University and Utah State University joined the Conference, bringing to 11 the number of full-time member institutions and 12 football-playing members. On July 1, 2014, the Colorado College women's soccer program became the first non-football affiliate member of the Mountain West, expanding that sport to 12 Conference participants.

When the Mountain West officially began operations on July 1, 1999, the new league had in place a seven-year contract with ESPN, giving the broadcast entity exclusive national television rights to MW football and men's basketball, and three-year agreements to send the league's football champion to the Liberty Bowl and a second team to the Las Vegas Bowl. Commissioner Thompson also arranged a third bowl tie-in each of the first three seasons (1999 Motor City, 2000 Silicon Valley, 2001 New Orleans) before securing a four-year deal with the Emerald Bowl in San Francisco in 2002.

Entering the 2023 season, the MW has eight (8) postseason opportunities, including a spot in a New Year's Six Bowl (highest ranked non-autonomous 5 champion), six (6) primary bowl positions: Los Angeles Bowl, Arizona Bowl, Famous Idaho Potato Bowl, New Mexico Bowl, Hawai'i Bowl, and an ESPN Events-operated bowl, and one (1) secondary positions.

An innovator in the postseason bowl structure, the MW engineered many "firsts," as league teams have participated in seven inaugural bowl games (2000 Silicon Valley, 2001 New Orleans, 2002 San Francisco (Emerald), 2005 Poinsettia, 2006 New Mexico, 2015 Arizona, 2015 Cure), as well as placing the first non-automatic-qualifying FBS team into a BCS bowl game with Utah's appearance in the 2005 Tostitos Fiesta Bowl and into the College Football Playoff (CFP) with Boise State's selection to the 2014 Tostitos Fiesta Bowl.

## Academic Consortium

From the outset, Mountain West member institutions have been committed to creating strong academic relationships, as well as athletic competition. To that end, the chief academic officers of each institution have explored academic exchange programs, library crossovers and shared research. In addition, the faculty athletics representatives routinely provide educational assistance and test-taking services for student-athletes visiting from fellow member institutions for competition.

## Opportunity

The Mountain West provides a first-class athletic and academic experience for more than 5,000 student-athletes each year. Over the past 24 years, 43 Mountain West student-athletes have earned NCAA Postgraduate Scholarships, and since the league's inception in 1999, an additional 48 student-athletes have been named MW Scholar-Athlete of the Year and awarded league-sponsored postgraduate scholarships. Four Mountain West student-athletes have earned distinction as Rhodes Scholars (Jessica Mellinger, Wyoming, and Delavane Diaz, Brittany Morreale and Rebecca Esselstein, Air Force).

Conference student-athletes are also given a voice regarding pertinent issues within the MW and NCAA governance structure through representation on the Student-Athlete Advisory Committee (SAAC). The Mountain West SAAC is comprised of 24 members (22 student-athlete representatives, the MW representative to the Division I National SAAC and one faculty athletics representative). The committee reviews and reacts to legislation and to other topics referred by the Conference constituent groups or committees related to the student-athlete experience. Since the inclusion of two SAAC members at the June 2014 meeting of the MW Board of Directors, the Conference maintains its commitment to the participation of student-athletes in its governance structure, which is consistent with the Mountain West's focus on enhancing the student-athlete experience.

## Achievement

The MW has produced 1,718 All-America selections among its 18 sponsored sports (men's swimming was discontinued as a Conference sport following the 2010-11 season) in the last 24 years, including a league-record 103 All-America honorees in 2016-17. A total of 234 MW student-athletes have also earned Academic All-America accolades in that span. The Mountain West has sent at least 25 teams to NCAA postseason events in each of the past 24 years, capturing five team national championships in women's cross country and producing 52 individual national champions in the sports of men's golf, men's cross country, women's diving, and men's and women's indoor track & field and outdoor track & field.

Mountain West members have participated in 121 bowl games under the league umbrella, including four appearances in BCS games and one CFP game. The MW has earned 94 postseason bids in men's basketball, with seven Sweet 16 appearances and one national runner-up finish (San Diego State in 2023), as well as three NIT Final Four berths. MW women's basketball has tallied 84 postseason slots, including 40 NCAA bids, five Sweet 16 appearances and one Elite Eight berth since 2000.



# Aztec Coaches & Staff



MOUNTAIN WEST-RECORD 16-TIME CONFERENCE CHAMPIONS



## Inside:

Brian Dutcher	18
Dave Velasquez	24
Chris Acker	25
JayDee Luster	26
Mark Fisher	27
Matt Soria	28
Aguek Arop	29
Support Staff	30







# To the Highest Heights Under Dutcher

## Head Coach Brian Dutcher

### Overall Division I Head Coaching Experience

San Diego State: 151-47 (Six Seasons) • Four NCAA Tournament Berths • Six Conference Championships

### Overall Division I Coaching Experience

Overall: 770-354 (34 Seasons) • San Diego State: 537-256 (24 Seasons)

NCAA Champion • Four NCAA Championship Game Appearances • Four NCAA Final Four Appearances

20 NCAA Tournament Berths • 27 Postseason Appearances • 17 Conference Championships

**B**rian Dutcher enters his seventh season as head coach after leading the Aztecs to six Mountain West title games, their conference-high 11th, 12th, 13th, 14th, 15th and 16th Mountain West titles and four trips to the NCAA tournament, including a run to the 2023 national championship game.

Dutcher, who ascended to head coach following Steve Fisher's retirement announcement on April 11, 2017, was on The Mesa for all of Fisher's 18 seasons. He held the title of associate head coach/head coach in waiting for six years

and is the program's 15th head coach.

Over the course of his 24 years at San Diego State, Dutcher has helped the Aztecs reach the postseason 17 times, including 12 trips to the NCAA tournament, win a conference-best 16 Mountain West titles and record 18 seasons of at least 20 victories. He is the only coach in the 102-year history of San Diego State men's basketball to win at least 20 games in each of his first six seasons and his 151 victories are the most of any first-time Division I head coach who began at their current institution since the start of the 2017-18 season.

His .763-win percentage (151-47) entering the 2023-24 season is the best in program history, as is his .550-win percentage (11-9) against top-25 opposition.

In 2017-18, Dutcher's first roster as head coach featured a pair of seniors, Trey Kell and Malik Pope, that had won multiple Mountain West titles and had NCAA tournament experience. The Aztecs won six consecutive games to end the regular season and captured the program's 11th crown, the Mountain West tournament title, and returned to the NCAA tournament. Dutcher was the only first-year head coach



# Brian Dutcher



MOUNTAIN WEST-RECORD 16-TIME CONFERENCE CHAMPIONS



## BEST RECORD (SINCE THE START OF 2019-20)

Rk.	Team	W	L	Pct.
1.	Gonzaga	121	13	.903
2.	Houston	116	22	.841
3.	San Diego State	108	23	.824
4.	Baylor	104	24	.813
5.	Kansas	111	26	.810
6.	Liberty	102	30	.773
7.	Belmont	98	30	.766
8.	Arizona	99	31	.762
9.	Vermont	87	29	.750
10.	Duke	97	33	.746

\* - minimum of 100 games played

to guide his team to the 2018 NCAA tourney and one of six to have won at least 20 games. SDSU finished the campaign with a 22-11 record, with the 22 wins representing the most by a first-year Aztec men's basketball head coach and the second-most among first-year coaches that season.

The 2018-19 season saw the Aztecs return to the Mountain West championship game after twice defeating nationally ranked Nevada, including a 65-56 victory over the Wolf Pack in the semifinal of the conference tournament. The team posted a 21-13 record, the 13th consecutive season with at least 19 victories. After the season concluded, sophomore Jalen McDaniels was selected in the second round of the NBA Draft by the Charlotte Hornets.

In 2019-20 his squad ripped off a program-record 26 straight wins to open the season and peaked, for eight weeks, at No. 4 in both the Associated Press and USA Today Coaches top-25 polls, before finishing the regular season at No. 6. The Aztecs went 30-2 on the year, including 17-1 in Mountain West play and Dutcher earned USA Today National Coach of the Year, Mountain West Coach of the Year (in both the coaches and media polls), NABC Division I District 17 Coach of the Year and USBWA District IX Coach of the Year. In addition, he was one of five finalists for the 2020 Werner Ladder Naismith Men's College Coach of the Year Award.

In program history, the team's 30 wins are the fourth most and its two defeats are the fewest. SDSU's 17 wins in conference play are the most in program history. Its one loss in league action is the fewest in the Aztecs' Division I era and equals the fewest since 1926-27, when it moved from junior college competition to the National Association of Intercollegiate Athletics (NAIA). San Diego State opened the 2019-20 league slate with a 15-game winning streak also which set a new Mountain West record.

Led by junior guard and consensus All-American Malachi Flynn, who would be a first-round selection of the NBA Toronto Raptors, the team won the Continental Tires

Las Vegas Invitational with a blowout victory over Creighton and a 16-point comeback win against Iowa in the championship game. In addition, the Aztecs handed Utah a 28-point loss in the Basketball Hall of Fame Classic, three days after the Utes beat No. 6 Kentucky.

In the COVID-affected season of 2020-21, the Aztecs were once again the cream of the Mountain West crop posting a 23-5 record, including a 14-3 mark in league play. San Diego State earned the league's regular season and tournament crowns to secure an automatic bid to the NCAA tournament, where it was a 6-seed. For the second consecutive campaign, Dutcher was named Coach of the Year of both the Mountain West and NABC Division I District 17.

The Aztecs opened 2020-21 with a win over No. 22 UCLA and just over two weeks later won at No. 23 Arizona State. The team reached the Mountain West title game for the fourth straight season and earned a measure of revenge in the championship game, defeating Utah State, 68-57, the team that had knocked them off in the previous two league title games.

The team was led by seniors Matt Mitchell and Jordan Schakel, who became the 34th and 35th players in program history, respectively, to score 1,000 points in their careers. Mitchell was named an honorable-mention AP All-American honors, Mountain West Player of the Year, first-team All-Mountain West, Mountain West All-Defensive Team, NABC first-team All-District 17, USBWA first-team All-District IX, Basketball Times West Coast All-District Team, Mountain West Tournament Most Valuable Player, Mountain West All-Tournament Team and was the sixth player, and first Aztec, in Mountain West history to earn Player of the Year & Tournament MVP in the same year.

Schakel was named second-team All-Mountain West, NABC second-team All-District 17 and a Mountain West All-Tournament Team honoree.

The 2021-22 campaign demonstrated that despite losing its top three scorers from the previous season, the Aztecs reload while other programs in the Mountain West rebuild. For the fifth consecutive year, Dutcher guided the Aztecs to 20-plus wins (23-9), and a bid to the NCAA tournament for the second straight campaign, the third since taking the helm of the program prior to the start of the 2017-18 season. If not for the cancellation of the 2020 NCAA tournament, SDSU, which was projected to be a No. 1 or No. 2 seed with a 30-2 record, the 2021-22 season would have marked the third straight, and fourth overall, NCAA appearance.

San Diego State posted a 2-2 record against

## Collegiate Coaching Experience

### 1984-85 Graduate Assistant, Illinois

Coached under Lou Henson, who retired as Illinois' all-time leader in victories and was a 2015 National Collegiate Basketball Hall of Fame inductee... Helped the Illini to a pair of NCAA Sweet 16 appearances and a 1984 Big Ten championship.

### 1986-88 Assistant Coach, South Dakota State

Helped the Division II program go from eight wins his first season (8-20; 3-15 NCC) to 16 his second (16-12; 7-11 NCC) to 21 his third and final year (21-9; 13-5 NCC)... The 21-9 team advanced to the NCAA South Central Regional and went 1-1.

### 1989-98 Assistant Coach, Michigan

Part of a Wolverine coaching staff that helped Michigan win its only national championship to date in men's basketball (1989)... Guided the Wolverines to three of the school's five national championship game appearances... Guided Michigan to the postseason all 10 years while in Ann Arbor (8 NCAA, 2 NIT)... Helped UM win both an NCAA and NIT championship... Coached the Wolverines to a 233-98 record in 10 seasons.

### 1999-2017 Asst. Coach; Assoc. Head Coach/Head Coach in Waiting, SDSU

Played a role in one of the greatest turnarounds in college basketball history by taking a program that won four games the year before his arrival to four Mountain West tournament championships, six MW regular-season titles, eight NCAA tournament berths and five appearances in the postseason NIT... Team went 5-23 his first season (1999-00) and has gone on to post a .500 or better record 15 times... Helped SDSU win 20 or more games in 12 of the last 16 seasons.

### 2017-Present Head Coach, San Diego State

The 2022-23 campaign marked his sixth season as head coach, 11 seasons after he was named the Aztecs' associate head coach/head coach in waiting... He enters his seventh season after guiding SDSU to a 108-23 record in the last four campaigns, a national ranking of as high as No. 4, and has a career mark of 151-47... He is the only head coach in program history to record 20+ wins in each of his first six seasons... In 2017-18, he was the only first-year head coach to lead his team to the NCAA Tournament and in the previous 101 seasons of SDSU basketball, no other coach has won more games and/or won a conference title in his initial season.

INTRODUCTION

COACHES & STAFF

PLAYERS

2022-23 REVIEW

RECORDS

HISTORY

AZTEC BASKETBALL MEDIA GUIDE



# Brian Dutcher



MOUNTAIN WEST-RECORD 16-TIME CONFERENCE CHAMPIONS

## HIGHEST WINNING PERCENTAGE (SINCE 2017-18)

Rk.	Team	W	L	Pct.
1.	Gonzaga	186	22	.894
2.	Houston	176	34	.838
3.	Kansas	168	44	.792
4.	Virginia	153	42	.785
5.	Duke	158	47	.771
6.	Belmont	149	45	.768
7.	San Diego State	151	47	.763
8.	Liberty	153	52	.746
9.	Villanova	151	53	.740
10.	Saint Mary's	145	52	.736

\* - minimum of 190 games played

top-25 opponents, including a 79-49 dismantling of the No. 20 Colorado State at Viejas Arena on Jan. 8, the worst beating SDSU has ever handed to a ranked opponent, and a 63-58 win over the No. 23 Rams in the semifinal of the Mountain West Championship. Entering 2022-23, Dutcher was 5-0 against top-25 opponents in Viejas Arena and 9-6 overall against ranked teams.

Senior forward Nathan Mensah, who had been one of the best back line defenders in the Mountain West for years, emerged as the most dominant force on that end of the floor,

earning the league's Defensive Player of the Year after leading the conference in blocks (71) and blocks per game (2.2). In addition, Mensah earned inclusion on the MW All-Defensive Team and was a third-team all-league performer.

Matt Bradley, a transfer from California, slipped seamlessly into the Aztecs offense, led the team in scoring, 16.9 points per game, and was named the Mountain West Newcomer of the Year, first-team All-Mountain West, second team NABC All-District 17 and earned both ESPN and NCAA March Madness National Player of the Week honors. In addition, sophomore guard Lamont Butler was a Mountain West All-Defensive Team designee and Chad Baker was the league's sixth man of the year.

The years leading to 2022-23 set the stage for men's basketball history. Following its 15th and 16th Mountain West Crowns, San Diego State earned a No. 5-seed in the NCAA Tournament and began the most epic run in program history. In its 10th appearance in the last 13 NCAA Tournaments, the Aztecs ended five multi-game win streaks in snapping the College of Charleston's 10-game win streak in the NCAA First Round and Furman's seven-game win streak in the second round. It then ended

No. 1/2 Alabama's five-game win streak in the Sweet 16, Creighton's three-game win streak in the Elite 8 and Florida Atlantic's 11-game win streak in the Final Four.

When the season came to an end, the Aztecs had compiled 32 wins, the second most in a season in program history, and Dutcher had kept the promise he and Coach Fisher had made nearly a quarter century earlier, that SDSU would play for a national championship.

For the 18th consecutive season, finishing

with a 15-1 mark, the Aztecs posted a winning record on their home floor. The 2022-23 campaign also marked the 18th straight year SDSU reached double digit home wins and it topped all Division I institutions in the state of California in total attendance.

The key to San Diego State's success continues to be its defense. SDSU finished the year No. 2 nationally in defensive efficiency, according to KenPom, which also had the Aztecs in the top-10 nationally in effective field



## Brian Dutcher Division I Coaching History

Year	School	Position	W-L	Pct.	Conference		Postseason/Honors
					W-L	Pct.	
10 Seasons	Michigan	Assistant Coach	233-98	.704	111-67	.624	8 NCAA Tournaments, 10 Postseason Appearances, NCAA Champion (1989) NCAA Runner Up (1992, 1993)
Year	School	Position	W-L	Pct.	W-L	Pct.	Postseason/Notes
1999-00	San Diego State	Assistant Head Coach	5-23	.179	0-14	.000	
2000-01	San Diego State	Assistant Head Coach	14-14	.500	4-10	.286	8th-most improved team in the country (Sagarin Ratings)
2001-02	San Diego State	Assistant Head Coach	21-12	.636	7-7	.500	NCAA First Round; Aztecs' first NCAA trip since 1985
2002-03	San Diego State	Assistant Head Coach	16-14	.533	6-8	.429	NIT Second Round; First win in D-I postseason tourney
2003-04	San Diego State	Assistant Head Coach	14-16	.467	5-9	.357	Overcame loss of four starters for fourth straight season w/14 wins
2004-05	San Diego State	Assistant Head Coach	11-18	.379	4-10	.286	Young Aztecs drop seven games by four pts. or less in OT
2005-06	San Diego State	Assistant Head Coach	24-9	.727	13-3	.813	NCAA First Round; MW regular season and tourney champions
2006-07	San Diego State	Assistant Head Coach	22-11	.667	10-6	.625	NIT Second Round; First road win in D-I postseason tournament
2007-08	San Diego State	Assistant Head Coach	20-13	.606	9-7	.563	NIT First Round; Third straight 20-win season
2008-09	San Diego State	Assistant Head Coach	26-10	.722	11-5	.688	NIT Semifinals; Then SDSU-record 26 victories
2009-10	San Diego State	Assistant Head Coach	25-9	.735	11-5	.688	NCAA First Round; MW tournament champions
2010-11	San Diego State	Assistant Head Coach	34-3	.919	14-2	.875	NCAA Sweet 16; MW reg.-season, tourney champs; SDSU-record 34 wins
2011-12	San Diego State	Assoc. HC/HC in Waiting	26-8	.765	10-4	.714	NCAA Second Round; MW regular-season champions
2012-13	San Diego State	Assoc. HC/HC in Waiting	23-11	.676	9-7	.563	NCAA Third Round; Fifth straight 23+ win season
2013-14	San Diego State	Assoc. HC/HC in Waiting	31-5	.861	16-2	.889	NCAA Sweet 16; MW regular-season champions
2014-15	San Diego State	Assoc. HC/HC in Waiting	27-9	.750	14-4	.778	NCAA Third Round; MW co-regular-season champions
2015-16	San Diego State	Assoc. HC/HC in Waiting	28-10	.737	16-2	.889	NIT Semifinals; MW regular-season champions
2016-17	San Diego State	Assoc. HC/HC in Waiting	19-14	.576	9-9	.500	Lost 28 games due to injury; 2-11 in games decided by eight pts. or less
2017-18	San Diego State	Head Coach	22-11	.667	11-7	.611	NCAA First Round; MW tourney champions; Only first-year coach in NCAA tournament
2018-19	San Diego State	Head Coach	21-13	.617	11-7	.611	MW tourney runner-up; Only team to defeat nationally ranked Nevada twice in 2018-19
2019-20	San Diego State	Head Coach	30-2	.966	17-1	.944	MW regular season champions, reached MW tourney title game for third straight year
2020-21	San Diego State	Head Coach	23-5	.821	14-3	.824	NCAA First Round; MW regular-season & tournament champions
2021-22	San Diego State	Head Coach	23-9	.719	13-4	.765	NCAA First Round; reached MW tournament title game for fifth straight year
2022-23	San Diego State	Head Coach	32-7	.821	15-3	.833	NCAA National Championship game; won MW regular season & tournament titles
6 Seasons at SDSU as Head Coach			151-47	.763	81-25	.764	4 NCAA Tournaments, 4 Postseason Appearances
24 Seasons at SDSU			537-256	.677	249-139	.642	12 NCAA Tournaments, 17 Postseason Appearances
			W-L	Pct.	W-L	Pct.	Postseason
34-Season Career Totals			770-354	.685	360-206	.636	20 NCAA Tournaments, 27 Postseason Appearances

INTRODUCTION

COACHES & STAFF

PLAYERS

2022-23 REVIEW

RECORDS

HISTORY

AZTEC BASKETBALL MEDIA GUIDE





## DUTCHER BY THE NUMBERS

- 1989 NCAA Champion
- 4 NCAA title game appearances
- 20 NCAA tournament appearances
- 26 postseason appearances
- 16-time Mountain West champion
- 2020 USA Today National Coach of the Year
- 2020 & 2021 MW Coach of the Year
- 2020 & 2021 NABC District 17 Coach of the Year
- 2020 USBWA District IX Coach of the Year
- Six consecutive years of 21+ wins
- Six-year overall record 151-47 (.763)
- Six-year Mountain West record 81-25 (.764)

goal defense (No. 5) and two-point percentage defense (No. 6). In addition, the Scarlet and Black ranked No. 16 in block percentage, No. 29 in turnovers percentage, No. 33 in three-point defense and No. 42 in steal percentage.

Since 2008-09, Dutcher and SDSU have advanced to the NCAA Sweet 16 (2011, 2014, 2023) and NIT semifinal round (2009, 2016), won at least 25 games nine times and captured 16 MW championships (nine regular season, seven tournament).

Dutcher arrived at SDSU shortly after Fisher was hired on March 26, 1999. In his first year in "America's Finest City," the Aztecs won only five games, but improved upon their win total from the season before. After that, San Diego State posted a 14-14 record in 2000-01, before winning the 2002 MW Championship, earning an NCAA tournament bid and finishing with a 21-12 record. The 2002-03 campaign saw SDSU receive an NIT invitation, which culminated in the program's first Division I postseason victory.

After helping attract the program's first McDonald's All-American to the 2002-03 squad, Dutcher assisted in securing the signatures of future all-league performers Brandon Heath and Marcus Slaughter. The duo started their first two seasons on The Mesa, leading to the school's first MW regular-season and tournament title sweep in 2005-06. The Aztecs advanced to the NCAA tournament and that appearance led to a string of 11 consecutive postseason berths.

From the 2006-07 campaign through 2008-09, San Diego State registered 20 or more wins and went to three straight NITs and

in 2009, the Aztecs advanced to the NIT semifinal.

The run to the NIT semifinals was a springboard to the most successful run in SDSU basketball history. Led by future NBA first-round draft pick and NBA champion Kawhi Leonard, the 2009-10 Aztecs won the MW Championship, advanced to the NCAA tournament, and finished with a 25-9 record.

The NCAA experience from the 2009-10 squad proved fruitful in 2010-11, when it returned all five starters, including Leonard, and a freshman named Jamaal Franklin, who would turn out to be a future MW Player of the Year and NBA draft selection. With Dutcher on staff, SDSU won its first 20 games of the year, shared the MW regular-season title, and captured the MW tournament crown. The Aztecs moved on to the NCAA tournament as a No. 2 seed and won the program's first Division I NCAA tournament game. San Diego State, which was ranked as high as No. 4 and received first-place votes at one point in the season, advanced to the Sweet 16 and fell to the eventual national champion, finishing with a school-record 34 wins, a mark that still

## ELITE LEADERS

Since the start of the 2017-18 season, only two first-time head coaches who were hired that year, have amassed at least 100 victories.

1. Brian Dutcher, San Diego State 151
2. Bob Richey, Furman 139

stands today. The Aztecs also found themselves in the final top-25 polls, ranking sixth in the AP and 11th in the USA Today Coaches Poll.

Five months after SDSU's record-setting 2010-11 campaign, the University elevated Dutcher from associate head coach to associate head coach/head coach in waiting.

The next year the Aztecs advanced to the 2012 NCAA tournament as an at-large team and recorded 26 wins. The following season, San Diego State was again an at-large selection to the 2013 NCAA tournament, moved on to the round of 32 for the second time in three years and finished with 23 victories.

Another NCAA Sweet 16 run was in the cards in Dutcher's third season as the head coach in waiting. The Aztecs opened the season by winning 21 of their first 22 games, including 20 in a row at one point, and were led by seniors Xavier Thames, who would become an NBA draft pick, and Josh Davis. SDSU won its second outright Mountain West regular-season title and later swept through two games in Spokane, Washington, to secure its second Sweet 16 appearance in four years. San Diego State won 31 games and finished ranked 13th in the AP and 12th in the Coaches after rising to as high as fifth in both polls.

The 2014-15 campaign saw the Aztecs spend their fifth straight season in the top 25. In the process of winning 27 games, San Diego State earned its second straight MW regular-season crown and an at-large invitation to the NCAA tournament where they defeated St. John's in the round of 64. One season later, the Aztecs found themselves in the NIT after winning the MW by three games with a 16-2 record. San Diego State won three games and qualified for the NIT national semifinals, eventually logging 28 victories.

SDSU completed the 2016-17 slate with a 19-14 record despite experiencing a rash of injuries. The 2016 Hawaiian Airlines Diamond Head Classic champions entered 2017-18 as one of 12 teams to have won at least 19 games in 12 consecutive seasons, which was a sign of things to come in Dutcher's first year.

Before Dutcher arrived at San Diego State, he served as assistant coach and later associate head coach at Michigan under Fisher. He spent 10 seasons on the Wolverine staff. His first year in Ann Arbor was 1989 and resulted in a national title for Michigan as he assisted



INTRODUCTION  
 COACHES & STAFF  
 PLAYERS  
 2022-23 REVIEW  
 RECORDS  
 HISTORY  
 AZTEC BASKETBALL MEDIA GUIDE





### BEST HOME RECORD

(SINCE 2017-18)

Rk.	Team	W	L	Pct.
1.	Gonzaga	92	2	.979
2.	Houston	95	6	.941
3.	Kansas	90	8	.918
4.	<b>San Diego State</b>	<b>83</b>	<b>10</b>	<b>.892</b>
	Purdue	83	10	.892
6.	Colgate	80	10	.889
7.	Auburn	84	11	.884
8.	Liberty	91	13	.875
9.	Saint Mary's	87	13	.870
10.	Drake	80	12	.870

then-interim head coach Fisher.

The Bloomington, Minn., native led UM's recruiting efforts in 1990-91 when the Wolverines inked Juwan Howard, Ray Jackson, Jimmy King, Jalen Rose, and Chris Webber. The "Fab Five" is considered perhaps the best recruiting class in NCAA history. Dutcher helped lead that group to nearly 100 wins, two berths in the NCAA championship game and a regional final over a four-year period. He was also on the Michigan staff for an NIT championship (1997).

Dutcher's recruiting prowess was cemented when Michigan had the nation's top-ranked recruiting class in 1993-94 and in 1994-95,

with a group that included Maurice Taylor and Jerod Ward. The accomplishment marked the first time that a university had the nation's top class in consecutive years, according to recruiting analyst Bob Gibbons.

Dutcher was born Oct. 30, 1959, in Alpena, Mich. He attended Jefferson High School in Bloomington, Minn., and earned a bachelor's degree in physical education from Minnesota in 1982. While an undergraduate, he worked for his father, then-Gopher head coach Jim Dutcher. He then spent one season in the prep ranks at Apple Valley (Minn.) High School before becoming a graduate assistant at Illinois, where he earned his master's degree in physical education and athletic administration. While in Champaign, Dutcher helped Lou Henson lead the Illini to a Big Ten championship, two appearances in the Sweet 16 and one regional final.

Dutcher's first full-time coaching job came at South Dakota State, where he spent three seasons helping turn around the Division II program before departing in 1988 for Michigan.

Dutcher and his wife, Jan, have two daughters, Erin and Liza and became grandparents for the first time in the 2022-23 season.



## Notable College Players Coached by Brian Dutcher

- Glen Rice, Forward (Michigan)**  
 1989 NCAA Champion, 1989 First-Round NBA Draft pick, two-time first-team All-Big Ten, 1989 Big Ten Player of the Year, 1989 second-team consensus All-America, 1989 NCAA Tournament Most Outstanding Player.
- Rumeal Robinson, Guard (Michigan)**  
 1989 NCAA Champion, 1990 First-Round NBA Draft pick, 1990 second-team consensus All-America, 1990 first-team All-Big Ten, 1988 & 1989 NCAA Tournament All-Region, 1989 NCAA All-Tournament.
- Loy Vaught, Forward (Michigan)**  
 1989 NCAA Champion, 1990 First-Round NBA Draft pick.
- Terry Mills, Forward (Michigan)**  
 1989 NCAA Champion, 1990 First-Round NBA Draft pick.
- Chris Webber, Forward (Michigan)**  
 2021 NBA Hall of Fame inductee, 1993 First-Round NBA Draft pick, 1993 first-team consensus All-America, 1993 first-team All-Big Ten, 1992 USBWA Freshman of the Year, 1992 Big Ten Rookie of the Year.
- Juwan Howard, Forward (Michigan)**  
 1994 First-Round NBA Draft pick, 1993 & 1994 All-America, three-time All-Big Ten, 23-year NBA career, two-time NBA Champion, 2021 Big Ten, USBWA & AP Coach of the Year.
- Jalen Rose, Guard (Michigan)**  
 1994 First-Round NBA Draft pick, 1994 second-team consensus All-America, four-time All-Big Ten, 1992 & 1993 NCAA Tournament All-Region, 1992 NCAA All-Tournament.
- Jimmy King, Guard (Michigan)**  
 1995 Second-Round NBA Draft pick, four-time All-Big Ten, 1995 Big Ten Champion.
- Maurice Taylor, Forward (Michigan)**  
 1997 First-Round NBA Draft pick, 1995 Big Ten Rookie of the Year, two-time All-Big Ten.
- Robert Traylor, Center (Michigan)**  
 1998 First-Round NBA Draft pick, 1997 NIT Most Valuable Player, 1998 Big Ten Tournament MVP, three-time All-Big Ten.
- Maceo Baston, Forward (Michigan)**  
 1998 Second-Round NBA Draft pick, three-time All-Big Ten.
- Randy Holcomb, Forward (San Diego State)**  
 2002 Second-Round NBA Draft pick, two-time USBWA All-District, 2002 first-team All-Mountain West, 2001 Mountain West All-Newcomer Team, 2002 Mountain West Tournament MVP, Aztec Hall of Fame inductee, 1,002-career points, 2002 Mountain West scoring champion.
- Kawhi Leonard, Forward (San Diego State)**  
 2011 First-Round NBA Draft pick, 2011 second-team consensus All-America, two-time USBWA All-District, two-time NABC All-District, two-time All-Mountain West, 2010 Mountain West Freshman of the Year, 2011 Mountain West All-Defensive Team, 2010 Mountain West Tournament MVP, two-time NBA Champion, two-time NBA Finals MVP, three-time All-NBA First Team, Two-Time NBA Defensive Player of the Year, Five-Time NBA All-Star, Aztec Hall of Fame inductee.
- Jamaal Franklin, Forward (San Diego State)**  
 2013 Second-Round NBA Draft pick, 2012 Mountain West Player of the Year, two-time AP All-America, 2012 USBWA All-District, 2012 & 2013 NABC All-District, two-time All-Mountain West.
- Jalen McDaniels, Forward (San Diego State)**  
 2019 Second-Round NBA Draft pick, 2019 NABC All-District, two-time All-Mountain West.
- Malachi Flynn, Guard (San Diego State)**  
 2020 First-Round NBA Draft pick, 2020 second-team consensus All-America, 2020 Mountain West Player of the Year, 2020 USBWA All-District, 2020 NABC All-District, 2020 First-Team All-Mountain West, 2020 Mountain West Male Athlete of the Year, Defensive Player of the Year, Newcomer of the Year.
- Matt Mitchell, Forward (San Diego State)**  
 2021 AP All-America, 2021 Mountain West Player of the Year, 2021 USBWA All-District, 2020 & 2021 NABC All-District, 2021 Mountain West All-Defensive Team, 2021 Mountain West Tournament MVP, two-time All-Mountain West.
- Nathan Mensah, Forward (San Diego State)**  
 2022 & 2023 Mountain West Defensive Player of the Year, 2021, 2022, & 2023 Mountain West All-Defensive Team honoree, 2x All-Mountain West (third team).

INTRODUCTION

COACHES & STAFF

PLAYERS

2022-23 REVIEW

RECORDS

HISTORY

AZTEC BASKETBALL MEDIA GUIDE





**Dave Velasquez**

Assistant Coach

**Education**

2007  
Bachelor of Arts  
San Diego State

**Record Breakdown**

Division I Career: 497-207  
SDSU Assistant: 256-85  
SDSU Staff: 232-117  
SDSU Player: 9-5

# Dave Velasquez

Assistant Coach • 22nd Season at San Diego State  
San Diego State '07

**D**ave Velasquez enters his 22nd season at San Diego State and 11th as an assistant coach. Prior to his appointment as an assistant coach, he spent six seasons as the program's director of player development.

Velasquez's responsibilities to the program include recruiting, on-court coaching, skill development and academics.

With an emphasis on the defensive side of the ball, he's played a critical role in the team finishing the past four seasons ranked No. 1 in the MW in scoring defense, allowing five fewer points per game than any other team in the league since the start of the 2019-20 campaign. In addition, overall, his defenses have ranked No. 2 and No. 4 nationally in each of the last two seasons, respectively, and have ranked in the top-10 in three of the last four, according to KenPom.com

In three of the last four campaigns, SDSU led the conference in steals and in two of the last four led the league in turnover margin and scoring margin, holding opponents, on average, to double digit points per game less than it scored. In addition, the Aztecs were either first or second in the league in field goal percentage defense in the 2019-20, 2020-21 and 2022-23 seasons.

At the end of the 2021-22 regular season, San Diego State had the No. 2-rated adjusted defensive efficiency in the nation according to *KenPom.com*. Nathan Mensah was named the Mountain West Defensive Player of the Year, earned inclusion on the All-Defensive Team and was an honorable mention designee. Lamont Butler, who ranked No. 2 in the MW with 46 steals, and No. 61 in the nation with an average of 1.87 steals per game, was a member of the league's all-defensive team.

Following the 2020-21 campaign forwards Nathan Mensah and Matt Mitchell earned inclusion on the league's All-Defensive Team, and in 2019-20, Malachi Flynn was honored as the MW Defensive Player of the Year, as voted on by the league's coaches.

Nationally, in the past three seasons, the team ranked in the top-ten in scoring defense (No. 3, No. 8 & No. 2) and in the top-15 in field goal percentage



defense (No. 10, No. 12 & No. 4), and in two of the last three years in the top-20 in scoring margin (No. 3 & No. 13), and turnover margin (No. 20 & No. 12).

Velasquez also plays a large part in the performance of Aztecs in the classroom. The Bay Area native works directly with San Diego State's academic advisors, tutors, and mentors to ensure standards are met and exceeded.

What may go unnoticed is his relationship with players. As a former SDSU men's basketball student-athlete and recruit host, Velasquez understands all of the virtues that an Aztec basketball player possesses, which allows him to relate to the entire roster.

In his first season as an assistant, Velasquez helped ink a consensus top-15 recruiting class, while helping the Aztecs enjoy one of their finest seasons ever, which culminated in 31 wins, a Mountain West regular-season title and an NCAA Sweet 16 berth. He was also key in the development of Xavier Thames, who was a 2014 All-American, Mountain West Player of the Year and NBA draft pick.

In 2014-15, he helped coach SDSU to 27 victories, a second straight MW regular-season crown and an appearance in the third round of the NCAA tournament. Velasquez was also key in the Aztecs inking two four-star players for 2015-16, which resulted in 28 wins, another MW title and an appearance in the semifinals of the NIT. In '16-17, Velasquez helped secure another four-star player and three Division I transfers, while bringing in a three- and a four-star player for the 2017-18 campaign.

The aforementioned campaign saw Velasquez help San Diego State win 22 games, capture the program's Mountain West-leading 11th conference championship and return to the NCAA tournament for the first time since 2015. On the recruiting trail, Velasquez helped sign five players, including four four-star athletes and Malachi Flynn, one of the top Division I transfers on the market, who sat out the 2018-19 campaign.

As SDSU's director of player development, Velasquez assisted the basketball coaching staff with video breakdown, film exchange, travel, community service and

handled many of the day-to-day office duties.

Prior to working as the director of player development, Velasquez was a student manager in 2002-03 before serving as head manager from 2003-07.

In 2002-03, San Diego State earned a berth to postseason NIT, where the Aztecs picked up their first Division I postseason tournament victory en route to an appearance in the second round.

Then in 2005-06, San Diego State won the Mountain West with a 13-3 league record before winning the MW tournament. As a result, the Aztecs advanced to the NCAA Tournament for the second time under head coach Steve Fisher and won a then school-record 24 games.

Velasquez was awarded a scholarship in December 2006 and added to the active roster in January 2007.

As an official playing member of the team, Velasquez played in four games and recorded a steal. He was a member of a team that finished with a 22-11 record and advanced to the second round of the postseason NIT.

In Velasquez's five seasons as manager, the Aztecs went to the postseason three times and won 22 or more games twice.

Following his graduation from San Diego State in May 2007, Velasquez was hired at the University of the Pacific later that month. As the Tigers' graduate manager, he assisted with UOP's camps, created highlight tapes and coordinated film exchange before returning to his alma mater.

Since his return, SDSU has recorded 10 more 20-win seasons and reached the postseason in nine of the last 11 years. More recently, Velasquez has helped the Aztecs earn an NCAA tournament berth in seven of the last 10 years, win the first six NCAA tournament games in program history and reach at least the second round of the Big Dance in five of its last seven appearances, including two Sweet-16 appearances.

Velasquez is married to the former Lindsay Ward. The couple's son, Marcus, was born in 2018 and daughter Harper in 2020.



INTRODUCTION

COACHES & STAFF

PLAYERS

2022-23 REVIEW

RECORDS

HISTORY

AZTEC BASKETBALL MEDIA GUIDE





**Chris Acker**

**Assistant Coach**

**Education**

2010  
Bachelor of Arts  
University of Phoenix

2012  
Master of Arts  
Concordia University

**Record Breakdown**

Division I Career: 186-74  
SDSU Assistant: 108-23  
BSU Assistant: 36-29  
UH Assistant: 42-22

# Chris Acker

**Assistant Coach • Fifth Season at San Diego State  
University of Phoenix '10**

**C**hris Acker begins his fifth season at San Diego State as an assistant coach after joining the program on June 2, 2019.

His main responsibilities to the program include recruiting, and player development with an emphasis on the team's offense.

Focusing on the offensive side of the ball, he plays a critical role in the success of the program, which in 2023 reached the national championship game of the NCAA Tournament, has played in the championship game of the Mountain West in each of his first four seasons and NCAA tournament berths in the last three seasons.

In 2022-23, Acker guided one of the program's most balanced offensive attacks. Nine players competed in at least 37 of the team's 39 games, all nine earned at least one start and eight of the nine averaged at least 5.8 points per game.

Matt Bradley was a first-team All-Mountain West performer for the second straight season. He became the third player in program history, who in a two-year Aztec career, scored at least 1,000 points and his 1,033 points are the most of any player who only competed for SDSU for two seasons.

Darrion Trammell, the team's second leading scorer at 9.8 points per outing, performed at his best against Alabama, the No. 1 ranked team in the nation and top seed in the NCAA Tournament. Trammell led all scorers with 21 points, the first Aztec to score 20 or more points in an NCAA Tournament game since Xavier Thames in 2014. That game, in combination with his 12 points against Creighton in the Elite Eight, including the game winning free throw with a second on the clock, to send the team to the program's first Final Four.

San Diego State totaled 2,775 points, which is a single-season program record, and the team's bench was equally prolific as the starters. The reserves averaged 26.6 points per game (No. 22 in the nation) and outscored its opponents 1,007-to-600.

In 2021-22, Bradley, who transferred to SDSU prior to the season, was named the Mountain West Newcomer of the Year, first-team All-MW, second-team NABC All-District 17 and the national player of the week by ESPN and NCAA March Madness (Andy Katz). Bradley finished the year ranked in the top-15 on the program's single season lists for points, field goal attempts and 3-point field goal percentage. In addition, Chad Baker-Mazara was named the Mountain West Sixth Man of the Year.

In 2020-21 the team led the MW in field goals and 3-point field goals. Matt Mitchell was named Mountain West Player of the Year and received first-team honors from the Mountain West, NABC District 17, USBA District IX & West Coast All-District from Basketball Times, and was an AP honorable mention All-American.

In 2019-20, the team finished the season ranked No. 1 in the Mountain West in scoring margin and free throw percentage. The Aztecs ranked second in field goal percentage & 3-point field goal percentage, third in three-point field goals, fourth in offensive rebounds, and fifth in assists.



Nationally SDSU was No. 3 in scoring margin, No. 13 in 3-point field goal percentage, No. 16 in free throw percentage & fewest turnovers per game, No. 26 in three-point field goals per game, No. 34 in field goal percentage, No. 38 in total assist and No. 46 in assists per game.

Among his two highest achieving pupils in 2019-20, Malachi Flynn and Yanni Wetzell, Flynn was the third consensus All-American in program history. In total, Flynn earned second-team All-America designation from The Associated Press, National Association of Basketball Coaches (NABC), United States Basketball Writers of America (USBWA), The Sporting News, CBS Sports, NBC Sports and The Athletic. He received first-team honors from Sports Illustrated and STADIUM. In addition, Flynn was the Mountain West Player of the Year, a first-team All-MW selection and in the Continental Tires Las Vegas Invitational and Basketball Hall of Fame Classic was named the Most Valuable Player.

Wetzell, who had averaged 5.9-point and 5.4 rebounds in 2018-19, upped his production under Acker's tutelage to 11.6 points and 6.5 rebounds. Wetzell earned All-MW honors and was included on the 2019 Continental Tire Las Vegas Invitational All-Tournament Team.

Acker arrived at SDSU after two seasons at Boise State where he played a key role in defense, recruiting and skill development for the Broncos.

In his two years in Boise, the Broncos ranked third in the MW in points allowed per game. Chandler Hutchinson was the MW Player of the Year, and he was honored as All-District VIII by the USBWA, NABC first-team All-District 17 and first-team all-Mountain West.

Prior to Boise, Acker spent two years as an assistant coach at Hawai'i, where he helped guide the team to a program-record 28 victories and the 2016 Big West title. The team advanced to the NCAA Tournament as a No. 13-seed and defeated No. 4-seed California, to earn the school's first postseason victory.

Acker joined the Hawai'i staff after two years as head coach of West Los Angeles College. In his first season, he coached a squad made up of 11 true freshmen, then the next season more than doubled his win total (18-9) and qualified for the California Community College Athletic Association (CCCCAA) regional playoffs.

Acker was an assistant coach, and later associate head coach, at Citrus College for the six years prior to moving to West LA College. At Citrus, the Owls won the 2008 state championship, and made it to the Final Four two years later. Acker was also part of four Western State Conference championships and instrumental in Citrus posting a 92-9 record during his tenure, the best six-year run in CCCCCAA history.

Originally from Los Angeles, Calif., Acker played two years at the community college level, before finishing his collegiate playing career at Chaminade University in Honolulu, Hawaii. He was a key contributor to the Silverstars and was part of the team that upset Villanova in the 2003 EA Sports Maui Invitational.

Acker played professionally for four seasons in Europe and the United States and earned his bachelor's degree in human services management from the University of Phoenix in 2010 and later was awarded a master's degree in coaching and athletic administration from Concordia University in Irvine, California in 2012.

Acker has two sons: Malakai and Elijah.

INTRODUCTION

COACHES & STAFF

PLAYERS

2022-23 REVIEW

RECORDS

HISTORY

AZTEC BASKETBALL MEDIA GUIDE





**JayDee Luster**

**Assistant Coach**

**Education**

2011  
Bachelor of Science  
Wyoming

2014  
Master of Arts  
Arizona

**Record Breakdown**

SDSU/Division I Career: 120-93  
SDSU Assistant: 55-16  
UOP Assistant: 65-77

# JayDee Luster

**Assistant Coach • Third Season at San Diego State Wyoming '11**

**J**ayDee Luster, a native of San Diego and 2007 graduate of Hoover High School, enters his third season on the Aztecs men's basketball bench after being named an assistant coach on August 27, 2021.

Luster's responsibilities to the program include recruiting, on-court coaching, and skill development.

In his first two seasons on The Mesa, in which the Aztecs posted a 55-16 record, earned a pair of NCAA Tournament appearances including a run to the national title game in 2023, he has led the efforts to sign three four-star prospects: Miles Byrd and Elijah Saunders for the 2022-23 class and BJ Davis for the 2023-24 class, as well as three-star forward Miles Heide for 2023-24. In addition, he was played a major role in the recruitment of transfers Darrion Trammell (Seattle U), the 2023 NCAA Tournament South Regional Most Outstanding Player, Micah Parrish (Oakland) for the 2022-23 campaign as well as Reese Waters (Southern California) who is the reigning Sixth Player of the Year in the Pac-12 and Jay Pal (Campbell), a member of the 2023 Big South All-Tournament Team.

Luster arrived at SDSU after spending the previous five seasons as an assistant coach at the University of the Pacific (UOP). At UOP, he helped a program that won just nine games the year prior to his arrival, into a team which posted double-digit wins in three of the next four seasons, including a single-season best 23 victories in 2019-20. Through his guidance, Jahllil Trip scored 1,223 points, and 10 Tigers were All-WCC honorees in his time in Stockton.

For the 2015-16 season, Luster was a member of the staff of the NBA's Dallas Mavericks serving as a player development coach designing individual drills and workouts to develop players skills on a roster which included Dirk Nowitzki and Andrew Bogut.

Luster was at Bradley University for the 2014-15



school year and served as the program's director of basketball operations. While with the Braves, he worked on advanced preparation of scouting reports, assisted with video coordination and operations, game day operations, and preparation of recruiting visits, both unofficial and official.

For the 2012-13 and 2013-14 seasons, Luster was a graduate assistant at Arizona. In his two years on the Arizona bench, the Wildcats were 60-13 (.822), and reached the nation's No. 1 ranking for eight weeks during the 2013-14 campaign. In his first season at Arizona, the team went 27-8 and reached the Sweet 16 in the NCAA Tournament. In his second season in Tucson, he helped the Wildcats to a 33-5 record, the 2014 Pac-12 Conference regular-season championship and a run to the Elite 8. Luster was responsible for advance preparation of scouting reports, assisting with video coordination and operations, assistance with game day operations and preparation of recruiting visits.

Luster's collegiate playing career began at New Mexico State in the 2007-08 season. In his lone season in Las Cruces, he was on a team that posted a 21-14 record, 12-4 in the Western Athletic Conference (WAC), and shared the WAC regular-season title. He then transferred to the University of Wyoming, where he sat out the 2008-09 season due to NCAA transfer rules. For the next three seasons, all serving as a team captain, he competed for the Cowboys. His time in Laramie, Wyo., culminated in being named the 2012 Mountain West Defensive Player of the Year. Luster finished his career ranked No. 8 in Wyoming history with 344 career assists and helped lead the Cowboys to a 21-12 record as a senior, and a quarterfinal appearance in the 2012 College Basketball Invitational. In each of these three seasons at

Wyoming, he led the team in assists and his 11 assists versus Peru State on Nov. 18, 2009, still rank as the fourth most in Wyoming's Arena-Auditorium history.

In six games against the Aztecs, while a member of the Wyoming program, Luster averaged 6.2 points, 3.5 assists and 2.3 rebounds. His most memorable moment playing against San Diego State came in Laramie on Jan. 9, 2010. Luster hit the go ahead 3-pointer with six seconds remaining in an 85-83 Cowboys victory. He played in 117 collegiate games and made 81 starts.

Luster was a San Diego prep star at Hoover High School, where upon his graduation in 2007, was the career leader in assists and steals with 857 and 559, respectively. Luster completed his high school career with 1,890 points and was a three-time Student Sports Magazine All-American, a three-time all-state selection, a two-time Central League Player of the Year, a four-time All-Central League honoree and the 2004 California Freshman of the Year. He led Hoover to two league titles, two California Interscholastic Federation (CIF) finals appearances and one CIF championship. In his four years, he averaged 19.5 points, 8.8 assists, 5.8 steals and 4.3 rebounds. When his senior season ended due to injury, he was averaging 23.3 points, 7.7 assists and 7.1 steals per game. As a junior, he led Hoover to a school record 28 wins (28-6) and its first CIF San Diego Championship in 44 years.

Luster earned bachelor's degrees in social science (2011) and criminal justice (2012) at Wyoming and was awarded a master's degree in educational leadership from the University of Arizona in 2014. He and his wife, Taija, have three boys: seven-year old Kaius and three-year old identical twins Jaxon and Jayden.



INTRODUCTION  
 COACHES & STAFF  
 PLAYERS  
 2022-23 REVIEW  
 RECORDS  
 HISTORY  
 AZTEC BASKETBALL MEDIA GUIDE





**Mark Fisher**

**Assistant to the Head Coach**

**Education**

2001  
Bachelor of Arts  
University of Michigan

**Record Breakdown**

Division I Career: 497-207  
SDSU Assistant: 256-85  
SDSU Staff: 241-122

# Mark Fisher

**Assistant to the Head Coach • 22nd Season at San Diego State Michigan '01**

**M**ark Fisher enters his 11th season as assistant to the head coach and 22nd overall at San Diego State. He is the son of former Aztec head coach Steve Fisher, who was at the helm of the program for 18 seasons before retiring at the end of the 2016-17 campaign.

Fisher advises the coaching staff on game planning, breaks down film of both the Aztecs and opponents, assists with scheduling, on campus recruiting, practice plans and workouts.

Prior to his current role, Fisher was an assistant coach who helped the Aztecs to eight consecutive 20-win seasons, including five straight years with at least 23 victories, to go with eight consecutive postseason berths. Among the highlights during that stretch were 2011's 34-3 record and Sweet 16 appearance. In 2012-13, SDSU advanced to the NCAA tournament for the fourth year in a row and moved on to the third round for the second time in three seasons.

During his tenure as an assistant, Fisher helped secure the 2009-10 incoming class, which featured the California Player of the Year Kawhi Leonard. The 2009-10 incoming group was ranked No. 15 in the nation by The HOOP SCOOP Online and was rated as the No. 1 class among non-automatic qualifying BCS schools by The HOOP SCOOP Online and Rivals.com. ESPN.com slotted the Aztec incoming class at No. 4 in its "mid-major recruiting."

The hype was well deserved as Leonard became the first freshman in MW history to be named to the all-con-



ference first team, all while earning league freshman of the year honors and MW tournament MVP accolades. Leonard additionally was one of only four freshmen nationally to lead his team in scoring and rebounding. In 2011, Leonard was an all-conference first-team pick, All-American and first-round NBA Draft pick. He and classmate, Chase Tapley, were also regulars in the starting lineup together for two seasons. Tapley, meanwhile, was a four-year starter, all-conference selection and one of the winningest players in Aztec history.

In addition, Fisher was also the lead recruiter for James Rahon, who helped SDSU win 83 games during his three years of eligibility, including three in the NCAA tournament. With Rahon in the fold for 2010-11, Fisher helped secure a 6-5 guard in Jamaal Franklin. Three years later, Franklin became a 2013 NBA Draft pick.

The 2012-13 group, which Fisher also helped secure, was acknowledged as one of the best in the country as Rivals.com tabbed the class as the 24th-best nationally. Fisher helped sign freshman Matt Shrigley and was responsible for landing JJ O'Brien, a transfer who started 33 of 34 games in 2012-13.

As the director of operations, Fisher handled many of the day-to-day operations, including scheduling, summer camps and organizing all aspects of team travel. He also represented the basketball program with the athletic administration.

During his time supervising the team's schedule, the Aztecs played high-profile games against Arizona, California, Providence, Iowa State, Washington and

Washington State among others. In addition, he arranged SDSU to play in the BP Top of the World Classic in Fairbanks, Alaska, the Shamrock Invitational in Moraga, Calif., the World Vision Classic in Fresno, Calif., and the prestigious John R. Wooden Classic in Anaheim, Calif., in past seasons.

In his four years as the team's schedule maker, the Aztecs won 92 games, an average of 23 wins per season, and reached the postseason four times.

In previous seasons, when SDSU had two assistant coaches, Fisher officially took on coaching responsibilities, including conducting individual workouts and off-campus recruiting.

Fisher graduated from the University of Michigan in December of 2001, with a bachelor's degree in psychology.

Around basketball a majority of his life, Fisher amassed a variety of experience in a short period of time.

From 1998-2001, Fisher worked in a variety of capacities for Lincoln High School in Ann Arbor, Mich. He served as the varsity assistant head coach, head junior varsity coach and the head freshman coach during his tenure, assisting in all areas of the program.

He served as associate head coach for an Ann Arbor AAU team in the summer of 2001. Many of the players on that squad went on to play college basketball.

Fisher enjoys spending his vacation time at Devils Lake in Manitou Beach, Mich. He and his wife, Jill, live in Escondido with their son, Max.

INTRODUCTION

COACHES & STAFF

PLAYERS

2022-23 REVIEW

RECORDS

HISTORY

AZTEC BASKETBALL MEDIA GUIDE





## Matt Soria

**Assistant A.D. • Director of Operations • 24th Season at San Diego State  
San Diego State '02**

**M**att Soria begins his 24th year with the San Diego State men's basketball program and his 16th as the director of basketball operations. In 2015-16, Soria had assistant athletic director added to his title.

In November 2007, Soria was named the director of basketball operations after Mark Fisher, who previously held the position, was promoted to assistant coach.

Soria handles day-to-day operations, including scheduling, summer camps and organizing all aspects of team travel.

During his tenure, the Aztecs have played in high-profile events such as the Maui Jim Maui Invitational, the Hawaiian Airlines Diamond Head Classic, the Wooden Legacy, the Basketball Hall of Fame Classic, and the Continental Tire Las Vegas Invitational. More recently, he helped San Diego State men's basketball join the Jordan Brand roster, which was announced in April of 2018.

As part of the deal with Jordan, the Aztecs wear the latest Jordan Brand performance footwear and all on-court apparel including uniforms, practice gear and travel attire is "Jumpman" branded.

With the announcement, SDSU became the eighth men's basketball team in the Jordan lineup, joining Florida, Georgetown, Houston, Marquette, Michigan, North Carolina and Oklahoma. The Aztecs and UCLA are the only programs in the western half of the country to be partnered with the iconic brand.

Prior to his current post, Soria was the basketball program's director of player development, a position he held for three years.

Soria assisted the basketball coaching staff with video breakdown, travel, community service and handled many of the day-to-day office duties.

During his three-year tenure as the director of player development, the Aztecs went a combined 57-38, won the 2006 Mountain West regular season and

tournament championships, earned a berth to the 2006 NCAA tournament and advanced to the second round of the 2007 postseason NIT.

Prior to his promotion to director of player development, Soria was a three-year manager for the Aztecs, serving as the team's head manager for the 2001-02 and 2002-03 seasons. Both of those seasons SDSU advanced to postseason play.

Soria graduated from San Diego State with a bachelor's degree in political science in December 2002, and earned his master's degree in educational technology from SDSU in December 2006.

Soria played collegiate basketball for two seasons at Cabrillo College in Aptos, Calif., before transferring to San Diego State.

Soria is married to the former Melissa Schuetz. The couple has an 13-year old son, Dylan, and an 10-year old daughter, Riley. The Soria family resides in San Diego.

### Matt Soria

**Assistant Athletic Director  
Director of Basketball  
Operations**

#### Education

2002  
Bachelor of Arts  
San Diego State

2006  
Master of Arts  
San Diego State

#### Record Breakdown

SDSU Staff: 552-233



INTRODUCTION

COACHES & STAFF

PLAYERS

2022-23 REVIEW

RECORDS

HISTORY

AZTEC BASKETBALL MEDIA GUIDE





## Aguek Arop

Director of Player Development

### Education

2022  
Bachelor of Arts  
Interdisciplinary Studies

### Record Breakdown

Division I Career: 102-33

# Aguek Arop

Director of Player Development • First Season at San Diego State  
San Diego State '22

**A**guek Arop, one of the most beloved players in Aztec men's basketball history, enters his first season at San Diego State as the program's director of player development. He joined the coaching staff on September 14, after a successful five year career as a player on the SDSU men's basketball team.

Arop's responsibility to the program includes scouting, film preparation, camps and academics.

SDSU fans are very familiar with Arop, one of the most beloved student-athletes to compete on The Mesa in recent memory. He earned both a bachelor's degree in interdisciplinary studies in 2022 and is working on completing a master's degree in homeland security at San Diego State.

The native of Omaha, Neb., finished his five-year playing career at the national championship game of the 2023 NCAA Men's Basketball Tournament. A team captain in both the 2021-22 and 2022-23 seasons, he completed his career ranked No. 5 in conference victories (54), No. 6 in games played (135) and No. 7 in total victories (102) in the 102 years of SDSU men's basketball.

In his time at San Diego State and outside his playing career, Arop worked as an assistant coach in the team's camps working with local high school students on game and life skills. In 2018 and 2019, in Dallas, he was a mentorship leader for South Sudanese High School Basketball and from October 2022 to June 2023 was a Red Cross Disaster Duty Officer, working with the organization to determine levels of response to local disasters. In addition, from 2020-23, Arop was part of the Newman Center leadership team. The Newman Center is part of the Catholic Diocese of San Diego which reaches out to the students at San Diego State University and has been actively ministering to the campus for over 40 years.

Arop arrived in America's Finest City out of Omaha South High in Nebraska and The Skill Factory in Woodstock,



Georgia.

While at Omaha South, Arop was named the 2016 Nebraska Gatorade Player of the Year after leading Packers to a Class A state title and 28-1 record. He averaged 15.9 points, 7.8 rebounds, 2.5 assists and 1.1 blocked shots, while shooting 61.8 percent from the floor enroute to being named an all-Metro Conference first-team selection and honorary captain by the Omaha World-Herald.

A season later, in 2016-17, Arop led Nebraska's Class A in points (17.1) and rebounds (9.8), and once again led Omaha South to the state tournament where it advanced to the semifinals. For his efforts, he earned all-Metro first-team accolades for the second straight year.

The two-time all-Nebraska selection spent the 2017-18 season at The Skill Factory, a prep school outside of Atlanta, Georgia. The wing helped his team to a 44-6 record and averaged 21 points, 12 rebounds and four assists. His scoring and rebounding averages were the tops on the squad.





**Sergio Ibarra**

**Assistant Director of Athletic Medicine**

## Sergio Ibarra

**Assistant Director of Athletic Medicine • Eighth Season at San Diego State  
Alfred University '06**

**S**ergio Ibarra, assistant director of athletic medicine, is in his eighth season with San Diego State with his primary focus on the men's basketball program. He also provides assistance for SDSU's other athletic teams.

Ibarra handles all the medical needs for the men's basketball squad throughout the year, and supervises and coordinates all rehabilitative efforts in case of injury.

A certified member of the National Athletic Trainers Association (NATA), Ibarra comes to the Aztecs from his most recent stop as the head athletic trainer of the New York Cosmos Soccer Club, a National Premier Soccer League (NPSL) team in Uniondale, N.Y.

Ibarra has extensive collegiate experience with stops at the University of Bridgeport, Hofstra University, Westmont College, Elmira College and Santa Barbara City College.

Along the way, Ibarra has also gained clinical experience throughout the state of New York and in California, more specifically Santa Barbara and San Luis Obispo Counties.

A former student-athlete, Ibarra was a four-year lacrosse player at Alfred University in Alfred, N.Y., where he earned his bachelor's degree in athletic training, exercise science in 2006. While obtaining his degree, Ibarra was a member of the Student-Athlete Advisory Committee (SAAC) and president of the Athletic Training Club in 2004-05.

From Alfred, Ibarra went 75 miles east to Elmira College in Elmira, N.Y., where he successfully worked toward and obtained his master's degree in health service management in 2010.



**Daniel Marshall**

**Assistant Strength & Conditioning Coach**

## Daniel Marshall

**Assistant Strength & Conditioning Coach • First Season at San Diego State  
Arizona, '08**

**W**ith more than a decade and a half of experience in the athletic strength and conditioning field, Daniel Marshall was appointed the strength and conditioning coach for the San Diego State men's basketball and women's golf programs on June 29, 2023.

Marshall, a native of Phoenix, Ariz., spent the past five years as assistant sports performance coach at Arizona State working primarily with men's basketball as well as the women's triathlon program. In that time, the triathlon team won four consecutive national championships and three individuals earned national championships.

In his five years at ASU, the men's basketball team earned two NCAA bids and reached the second round each time, won a total of 91 games, and in three of those years won at least 20 games. Four of his pupils at ASU have competed in the NBA, including the Oklahoma City Thunder's Lu Dort and former Aztec Zylan Cheatham as well as 2021 Houston Rockets draft pick Josh Christopher.

Among his charges who earned All-Pac-12 honors are Cheatham (2018-19) and Remy Martin (2019-20), both of which were first-team designees. He also worked with five second and third-team performers.


Prior to his time at ASU, Marshall, spent four seasons at the University of Rhode Island (2014-15 to 2017-18) as the strength coach for men's basketball, men's & women's track & field, men's golf and the women's rowing programs; the final two years he was the Director of Basketball, handling all strength, conditioning and recovery for the Rams men's and women's basketball programs. Rhode Island won 91 games in those four years, an average of just under 23 victories per year and competed in the postseason in three of those seasons, including back-to-back appearances in the NCAA Tournament. Jared Terrell, who played in the NBA, and Jeff Dowtin Jr., currently with the Toronto Raptors, worked with Marshall at Rhode Island.

Marshall spent the 2013-14 season as a strength and conditioning associate with the NBA's Chicago Bulls. In Chicago, he designed the strength and conditioning programs for Jimmy Butler, an NBA All-Defensive Second-Team selection. In addition, he programmed and coached sprinting and lateral movement training sessions for Rose

during his rehabilitation process.

Marshall spent the nine months prior to his time with the Bulls as a performance specialist with Athletes' Performance, now EXOS, in Shanghai, China. He was responsible for designing the strength and conditioning programs for Shanghai's track and field athletes and the shooting and gymnastics teams. He also assisted with the women's handball team, women's volleyball, junior women's basketball team, as well as women's and junior women's soccer. The athletes he worked with won three gold, four silver and three bronze medals at the Chinese National Games. In addition, he served as a performance specialist intern with Athletes' Performance, from September 2012 through December 2012, in Carson, California. In that position, he worked with eventual 29-seed Sloane Stephens in the lead up to her 2013 win over 3-seed Serena Williams in the quarterfinal round that year's Australian Open.

A 2008 graduate of the University of Arizona, with a bachelor's degree in physical education, he completed a master's degree in athletic administration from the University of Oklahoma in 2011. In addition, he has a Certified Strength & Conditioning Specialist (CSCS) designation from the National Strength and Conditioning Association NSCA and a USA Weightlifting (USAW) Level 1 certification.



INTRODUCTION

COACHES & STAFF

PLAYERS

2022-23 REVIEW

RECORDS

HISTORY

AZTEC BASKETBALL MEDIA GUIDE





**Carmen Harris**

**Administrative Assistant**

## Carmen Harris

**Administrative Assistant • First Season at San Diego State Washington '00**

Carmen Harris, who has more than 20 years experience working in the business world, enters her first season with the San Diego State men's basketball program after joining the organization as its administrative assistant on August 21, 2023.

The Whidbey Island, Wash., native spent the previous three-plus years as director of operations at EliteTek Sports, one of the leading manufacturers of football related equipment in the nation. While with EliteTek, Harris directed and coordinated the day-to-day operations of the business, including aspects of production, pricing, sales and distribution.

In addition, she has worked locally in the field of real estate since 2014 and maintains an active sales license in the state of California. Working with Allison James Estates & Homes since 2014, Harris worked on all aspects of the industry, specializing in buyer representation and green real estate (energy efficiency and sustainability).

In addition to her real estate license, Harris is certified by the National Association of Realtors as an accredited buyer representative and has the Green Designation from the National Association of Realtors.

From early 2007 to late 2013, she was employed as a field medical team (FMT)

coordinator for Amylin Pharmaceuticals. In that role she monitored, documented, and coordinated the continuing education in and training of FMT to a constituency of 25 team members.

Harris began her professional career at San Diego Gas & Electric as a senior administrative assistant working hand-in-hand with the director of federal accounts and a team of 35 departmental associates. She developed collaborative relationships with both internal and external constituencies and while serving the department as the primary contact for facilitating both operational and administrative duties.

From March 2020 to 2023, Harris served as a volunteer director of basketball operations for San Diego High School's Boys Basketball Program. The team won three CIF championships, two league titles and made five state playoff appearances.

Harris graduated from Washington in 2000 with a bachelor's degree in Social Welfare and spent the summer of 1998 as an exchange student in a French language immersion program at Catholic University in Angers, France.



**Kelli Margargal**

**Learning Specialist / Academic Advisor**

## Kelli Magargal

**Academic Advisor/Assistant Learning Specialist • 13th Season at San Diego State San Diego State '11**

Kelli Magargal is in her 13th year at San Diego State and her third working with the men's basketball program as its academic advisor and assistant learning specialist. She initially came to SDSU Athletics in 2011 as an academic tutor and in 2013 began teaching composition, rhetoric, and literature as an adjunct and associate instructor at various San Diego Community Colleges. She was elevated to Academic Coordinator in 2018 before assuming her current position prior to the start of the 2021-22 school year.

In her position, Magargal supports student-athletes in the areas of course selection and enrollment, declaration of majors, college and university requirements, as well as

NCAA academic eligibility rules and regulations.

During her time on The Mesa, Magargal earned a San Diego County Community College Association Regional Fellowship and completed a teaching internship. In addition, she has performed as an Adjunct and Associate Instructor at four local community colleges, including currently teaching at Mira Costa and Grossmont Colleges.

Magargal graduated from San Diego State in 2011 with a bachelor of arts degree in English and comparative literature. In 2013, she completed a master of arts degree at SDSU in English.



**Ali Tavakol**

**Graduate Assistant**

## Ali Tavakol

**Graduate Assistant • Second Season at San Diego State San Diego State '22**

Ali Tavakol, the San Diego State men's basketball head student manager for the three years prior to last season, is in his second year as the program's graduate assistant in 2023-24.

In his current position, his responsibilities to the team include handling all aspects of video breakdown from both games and practice; cutting and distributing film to all staff members. In addition, Tavakol prepares scouting reports for upcoming opponents during the season. On court, he assists and trains players in individual skills, both before and following team practice sessions.

Tavakol has been with the program for his entire college career, and prior to the 2019-20 season was named the Head Student Manager and held that position until his graduation in May 2022. In that position, he led up to 10 student managers per year and his responsibilities to them included keeping them informed on the latest tasks, assigning individual roles throughout practice, teaching his staff to use the film and

scoreboard equipment, and managing various other day-to-day tasks of the group.

He joined the program in his freshman year (2018-19) as a student manager. He was involved in all aspects of the team's daily preparations, both before, during and after the season.

During the summer of 2019, Tavakol interned with IMPACT Basketball in Las Vegas, which is one of the top professional basketball training programs in the country. Assisting IMPACT founder Joe Abunassar, he worked with NBA players like Demarcous Cousins, Kyle Lowry, Kristaps Porzingis, Julius Randle, and Harrison Barnes.

Tavakol graduated from San Diego State in May 2022 with a degree in business administration with an emphasis in entrepreneurship and is enrolled in an MBA program at SDSU.

INTRODUCTION

COACHES & STAFF

PLAYERS

2022-23 REVIEW

RECORDS

HISTORY

AZTEC BASKETBALL MEDIA GUIDE





## Dr. Allen Richburg

Director of Athletic Medicine  
26th Season at San Diego State

**D**r. Allen Richburg enters his 25th year as a member of the SDSU athletic medicine staff.

An All-America wrestler at Fresno State, Dr. Richburg is a graduate of the Loma Linda University School of Medicine. He trained in family practice at the UCLA Santa Monica Family Practice Residency and completed his training in the San Diego Sports Medicine Fellowship Program.

He is a family physician at the San Diego Sports Medicine and Family Health Center, the head physician at Patrick Henry High and Grossmont College, and a U.S. Olympic team physician at the USOC Arco Training Center in Chula Vista, Calif.



## Dr. Stephen Rohrer

Team Physician  
16th Season at San Diego State

**D**r. Stephen Rohrer enters his 16th year as a member of the SDSU athletic medicine staff.

A San Diego native, Dr. Rohrer is a graduate of Midwestern University - Arizona College of Osteopathic Medicine. He completed his Family Medicine residency at The Reading Hospital and Medical Center in Reading, PA. Following residency, Dr. Rohrer went on to complete a Sports Medicine fellowship through the joint UCSD, Navy, and San Diego Sports Medicine and Family Health Center fellowship program.

Dr. Rohrer is a partner at the San Diego Sports Medicine and Family Health Center. He provides comprehensive sports and family medical care along with wellness and concierge services. He is the medical director of the San Diego Regional Firefighters' Wellness program and in addition, serves as a team physician with the U.S. Olympic and Paralympic Training Site in Chula Vista, Calif.



## Dr. Christopher Behr

Team Physician/Head Orthopedic Surgeon  
25th Season at San Diego State

**D**r. Christopher T. Behr currently serves as head team orthopedic surgeon and has been with San Diego State Athletics since 1999. He is a graduate of Cornell and Cornell University Medical College.

Dr. Behr completed his orthopedic residency and sports medicine fellowship at the renowned Hospital for Special Surgery in New York City, where he worked closely with the New York Giants.

Dr. Behr is board certified in orthopedic surgery and is a partner in the San Diego Orthopedic Associates Medical Group.



## Dr. Douglas Dengerink

Team Physician  
10th Season at San Diego State

**D**r. Doug Dengerink enters his 10th year as a member of the San Diego State medical staff.

A collegiate football player at Azusa Pacific University. He trained in family medicine at the Mayo Clinic and completed his training at San Diego sports medicine fellowship program.

He is currently practicing at San Diego sports medicine and family health center, specializing in sports injuries, ultrasound guided injections and men's health.



## Angie Garza

Director of Athletic Equipment Services  
16th Season at San Diego State  
San Diego State '04

**A**ngie Garza returned to The Mesa in the spring of 2012 as the director of athletic equipment services.

In her position, she oversees the purchasing, budgeting, fitting, maintenance and distribution of equipment for the entire Aztec athletic program, including the basketball team.

Previously, she worked at the University of San Diego as the manager of athletic equipment services for three years.

Garza's first full-time stint at SDSU was from 2004-09, when she was the assistant manager of equipment services. In that position, she helped supervise a staff of three full-time assistants and 12 student managers.

The Los Angeles native has a bachelor of science degree from San Diego State in child development with an emphasis in family development.

A certified member of the Athletic Equipment Managers' Association and resides in San Diego with her husband, Ricky

## Student Managers

- Rhys Aiem
- Shane Geschwind
- Jared Johnson
- TJ Meagher
- Ryan Noriega
- Luke Rishwain
- Carson Cook - Multi-media Specialist



# Aztec Players



MOUNTAIN WEST-RECORD 16-TIME CONFERENCE CHAMPIONS



Senior Lamont Butler hit the biggest shot in program history, a game-winning bucket as time expired against Florida Atlantic in the Final Four to send the Aztecs to the 2023 NCAA national championship game.

Butler was named to the 2023 NCAA All-Tournament Team, the All-South Regional Team, the Mountain West (MW) All-Defensive Team and a third-team All-MW performer by the league's head coaches.

## Inside:

Cade Alger	34
Lamont Butler	37
Jaedon LeDee	41
Jay Pal	45
Micah Parrish	48
Darrion Trammell	52
Reese Waters	56
Miles Byrd	59
Demarshay Johnson Jr.	61
Elijah Saunders	63
BJ Davis	65
Magoon Gwath	65
Miles Heide	66
Cam Lawin	66
Ryan Raad	67
Ryan Schwarz	67





MOUNTAIN WEST-RECORD 16-TIME CONFERENCE CHAMPIONS

# Cade Alger

# #2



**Forward**

---

**6-9 • 196**

---

**Senior**

---

**Squad**

---

**Oakdale, Calif.**

---

**Ripon Christian High**

---

**Seattle U**

## Career Highs

Points	6 vs. Wyoming (1-30-21)
Rebounds	2 vs. Occidental (12-2-22) 2 at Air Force (1-24-21)
Assists	-
Field Goals	2 vs. Wyoming (1-30-21) 2 at Air Force (1-24-21)
Field Goals Att.	3 vs. Long Beach State (11-30-21) 3 at Air Force (1-24-21)
3-Pt. Field Goals	1 vs. Occidental (12-2-22) 1 vs. Cal State Fullerton (11/7/22)
3-Pt. Field Goals Att.	2 vs. Occidental (12-2-22) 2 vs. Long Beach State (11-30-21)
Free Throws	2 vs. Wyoming (1-30-21)
Free Throws Att.	2 vs. Wyoming (1-30-21) 2 at Air Force (1-24-21)
Steals	1 vs. Long Beach State (11-30-21) 1 vs. Georgetown (11-25-21)
Blocked Shots	1 vs. UNLV (1-24-22)
Minutes	5:08 vs. Occidental (12-2-22)

Career Numbers	20-21	21-22	22-23	Total
Games Played	8	7	8	23
Games Started	0	0	0	0
Double-Figure Scoring	0	0	0	0
Led SDSU in Scoring	0	0	0	0
Led SDSU in Rebounding	0	0	0	0
Led SDSU in Assists	0	0	0	0

## Inside The Numbers

- Following three years as a non-scholarship player, was awarded a scholarship prior to the 2023-24 season.
- Has never fouled out or committed multiple turnovers in a game.
- Has averaged 20.0 points and 5.2 rebounds per 40 minutes played for his career.
- In games in which he has appeared, he has a 22-2 career record, including 12-0 in Mountain West contests.
- In games in which he has attempted at least one shot, only four times has he failed to convert at least one basket.



INTRODUCTION

COACHES & STAFF

PLAYERS

2022-23 REVIEW

RECORDS

HISTORY

AZTEC BASKETBALL MEDIA GUIDE



# Cade Alger



MOUNTAIN WEST-RECORD 16-TIME CONFERENCE CHAMPIONS

**A** big who can score, rebound, and pass... Has the ability to run the floor and score from multiple levels.

### As a Junior (2022-23 Season)

Appeared in a career-high nine games, all off the bench... Averaged 0.7 points and 0.3 rebounds in a totals of 16:33 of court action (1.8 minutes per game)... Both his field goals came from the bonus distance, the first two 3-pointers of his college career... Two rebounds matched a single season and single game career-best, and both came vs. Occidental (12/2) where he played a career-high 5:08 minutes... Shot 40.0 percent (2-of-5) from the field with each of his field goal attempts coming from beyond the arc.

### As a Sophomore (2021-22 Season)

**Aztec Scholar-Athlete...** Appeared in seven

games all off the bench... Averaged 0.6 points and 0.3 rebounds in 2.1 minutes per game... Added two steals and a block in 14:06 minutes of action... Was 2-of-8 from the field (25.0 percent), including 0-of-3 from distance... Attempted a career-high three shots, including his first two 3-pointers, against Long Beach State (11/30)... Buckets came against UNLV (1/24) and San Jose State (2/25)... Grabbed defensive boards against Colorado State (1/8) and San Jose State... First career block was against UNLV and steals came versus Georgetown (11/25) and Long Beach State.

### As a Redshirt Freshman (2020-21 Season)

**Academic All-Mountain West...** Appeared in eight games, all off the bench... Averaged 1.6 points and 0.3 rebounds in 2.2 minutes per game and a total of 17:17 of action... Went 5-of-6 (83.3 percent) from the floor and 3-of-5 (60.0 percent) from the charity stripe... Made his college debut vs. UC Irvine (11/27) playing 1:18 and saw a season-high 3:44 vs. St. Katherine (12/2)... Scored a season-best six points, going 2-of-2 from the floor

## 2021-22 Alger Game-By-Game, So.


Date	Opponent	S	MP	FG	3FG	FT	R	F	TP	A	TO	S	B
N.9	UC RIVERSIDE		DNP										
N.12	at Brigham Young		DNP										
N.18	ARIZONA STATE		DNP										
N.20	UT ARLINGTON		DNP										
N.25	~vs. Georgetown	1	0-0	0-0	0-0	0	0	0	0	0	0	1	0
N.25	~vs. Southern California		DNP										
N.30	LONG BEACH STATE	3	0-3	0-2	0-0	0-0-0	1	0	0	0	0	1	0
D.4	at Michigan		DNP										
D.8	CAL STATE FULLERTON		DNP										
D.17	@vs. Saint Mary's		DNP										
D.22	UC SAN DIEGO	1	0-0	0-0	0-0	0	0	0	0	0	1	0	0
J.1	*at UNLV		DNP										
J.8	*COLORADO STATE	2	0-0	0-0	0-0	1	0	0	0	0	0	0	0
J.22	*BOISE STATE		DNP										
J.24	*UNLV	2	1-2	0-1	0-0	0	0	2	0	0	0	0	1
J.26	*at Utah State		DNP										
J.31	*NEW MEXICO	3	0-1	0-0	0-0	0	0	0	0	0	0	0	0
F.4	*at Colorado State		DNP										
F.6	*NEVADA		DNP										
F.9	*at San Jose State		DNP										
F.12	*AIR FORCE		DNP										
F.15	*UTAH STATE		DNP										
F.19	*at Fresno State		DNP										
F.22	*at Boise State		DNP										
F.25	*SAN JOSE STATE	2	1-2	0-0	0-0	1	0	2	0	0	0	0	0
F.28	*at Wyoming		DNP										
M.3	*FRESNO STATE		DNP										
M.5	*at Nevada		DNP										
M.10	+vs. Fresno State		DNP										
M.11	+vs. Colorado State		DNP										
M.12	+vs. Boise State		DNP										
M.17	#vs. Creighton		DNP										

**Bold Red** indicates season high. **Bold Gold** indicates career high. \* - Mountain West game. + - Mountain West Tournament game (Las Vegas, Nevada). ~ - at Anaheim Arena (Anaheim, Calif.). @ - at Footprint Center (Phoenix, Ariz.). # - NCAA Tournament (Fort Worth, Texas).

## 2022-23 Alger Game-By-Game, Jr.

Date	Opponent	S	MP	FG	3FG	FT	R	F	TP	A	TO	S	B
N.7	CAL STATE FULLERTON	2	1-1	1-1	0-0	0	0	0	3	0	0	0	0
N.11	BRIGHAM YOUNG		DNP										
N.15	at Stanford		DNP										
N.21	~vs. Ohio State		INJ										
N.22	~vs. Arizona		INJ										
N.23	~vs. Arkansas		INJ										
N.29	UC IRVINE		INJ										
D.2	OCCIDENTAL	5	1-2	1-2	0-0	2	1	3	0	0	0	0	0
D.5	TROY		DNP										
D.10	@vs. Saint Mary's		DNP										
D.12	KENNESAW STATE	4	0-1	0-1	0-0	0	0	0	0	0	0	0	0
D.20	UC SAN DIEGO		DNP										
D.28	*AIR FORCE		DNP										
D.31	*at UNLV		DNP										
J.7	*at Wyoming		DNT										
J.10	*NEVADA		DNP										
J.14	*NEW MEXICO		DNP										
J.18	*at Colorado State		DNP										
J.21	*at Air Force		DNP										
J.25	*UTAH STATE		DNP										
J.28	*SAN JOSE STATE	1	0-0	0-0	0-0	0	0	0	0	0	0	0	0
J.31	*at Nevada		DNP										
F.3	*BOISE STATE	1	0-0	0-0	0-0	0	0	0	0	0	0	0	0
F.8	*at Utah State		DNP										
F.11	*UNLV		DNP										
F.15	*at Fresno State		DNP										
F.21	*COLORADO STATE		DNP										
F.25	*at New Mexico		DNP										
F.28	*at Boise State		DNP										
M.4	*WYOMING	1	0-0	0-0	0-0	0	0	0	0	0	0	0	0
M.9	+vs. Colorado State		DNP										
M.10	+vs. San Jose State	1	0-0	0-0	0-0	0	1	0	0	0	0	0	0
M.11	+vs. Utah State		DNP										
M.16	#vs. Charleston		DNP										
M.18	#vs. Furham	2	0-0	0-0	0-0	0	0	0	0	0	0	0	0
M.24	^vs. Alabama		DNP										
M.26	^vs. Creighton		DNP										
A.1	Svs. Florida Atlantic		DNP										
A.3	Svs. Connecticut	1	0-1	0-1	0-0	0	0	0	0	0	0	0	0

**Bold Red** indicates season high. **Bold Gold** indicates career high. \* - Mountain West game. + - Mountain West Tournament game (Las Vegas, Nevada). ~ - at Lahaina Civic Center (Lahaina, Maui). @ - at Footprint Center (Phoenix, Ariz.). # - NCAA Tournament (Orlando, Fla). ^ - NCAA Tournament (Louisville, Ky.). S - Final Four (Houston, Texas)





# Cade Alger



MOUNTAIN WEST-RECORD 16-TIME CONFERENCE CHAMPIONS

## 2020-21 Alger Game-By-Game, Fr.

Date	Opponent	S	MP	FG	3FG	FT	R	F	A	T	B	S	TP
N.25	UCLA		DNP										
N.27	UC IRVINE		1	0-0	0-0	0-0	0	0	0	0	0	0	0
D.2	ST. KATHERINE		4	0-0	0-0	0-0	0	0	0	1	0	0	0
D.6	PEPPERDINE		DNP										
D.10	at Arizona State		DNT										
D.18	BRIGHAM YOUNG		DNP										
D.22	~ vs. Saint Mary's		DNP										
J.2	*COLORADO STATE		DNP										
J.4	*COLORADO STATE		INJ										
J.7	*NEVADA		INJ										
J.9	*NEVADA		DNP										
J.14	*at Utah State		DNP										
J.16	*at Utah State		DNP										
J.22	*at Air Force		3	1-1	0-0	1-1	0	0	0	0	0	0	3
J.24	*at Air Force		2	<b>2-3</b>	0-0	0-2	<b>2</b>	0	0	0	0	0	4
J.28	*WYOMING		3	0-0	0-0	0-0	0	0	0	0	0	0	0
J.30	*WYOMING		1	<b>2-2</b>	0-0	<b>2-2</b>	0	1	0	0	0	0	<b>6</b>
F.8	*SAN JOSE STATE		2	0-0	0-0	0-0	0	0	0	0	0	0	0
F.10	*SAN JOSE STATE		DNP										
F.18	*at Fresno State		DNP										
F.20	*at Fresno State		DNP										
F.25	*BOISE STATE		DNP										
F.27	*BOISE STATE		DNP										
M.3	*at UNLV		DNP										
M.11	+vs. Wyoming		DNP										
M.12	+vs. Nevada		DNP										
M.13	+vs. Utah State		DNP										
M.19	#vs. Syracuse		1	0-0	0-0	0-0	0	0	0	0	0	0	0

**Bold Red** indicates season high. **Bold Gold** indicates career high. ~ - at Mott Arena (San Luis Obispo, Calif.). \* - Mountain West game. + - Mountain West Tournament game (Las Vegas, Nevada). # - NCAA Tournament (Indianapolis, Ind.).

and 2-of-2 from the line, vs. Wyoming (1/30)... His two rebounds, both on the offensive glass, came at Air Force (1/24) where he also went 2-of-3 from the floor... Scored three points at Air Force (1/22) going 1-of-1 from the floor and 1-of-1 from the line.

named Modesto Bee All-District Team and earned the CIF Sac-Joaquin Sportsmanship Award... Earned the team's MVP award in 2015-16 and 2018-19... Also competed in football and volleyball.

### Honors & Awards

2020-21  
Academic All-Mountain West

### As a Freshman at Seattle (2019-20 Season)

Utilized his redshirt season.

### High School

A graduate of Ripon (Calif.) Christian High School... As a senior who averaged 18.0 points, 12.3 rebounds and three assists, he led the team to the CIF State Tournament... Finished his career with more than 1,000 points... Named a first-team Front Row Preps All-Region and CalHSports.com All-State performer and D5 Scholar Athlete of the Year in 2018-19... A two-time first team All-Trans Valley League (TVL) selection... As a junior, led the team to the CIF Sac-Joaquin Division 6 Section championship, was



## Alger's Career Statistics

Year	G-GS	Min.-Avg.	FG-FGA	Pct.	3P-3PA	Pct.	FT-FTA	Pct.	OR	DR	Reb	Avg.	PF-D	AT	TO	BS	ST	Pts	Avg.
2020-21	8-0	17-2.1	5-6	.833	0-0	.000	3-5	.600	2	0	2	0.3	1-0	0	1	0	0	13	1.6
2021-22	7-0	14-2.0	2-8	.250	0-3	.000	0-0	.000	0	2	2	0.3	1-0	0	1	1	2	4	0.6
2022-23	9-0	17-2.1	2-4	.500	2-4	.500	0-0	.000	0	2	2	0.3	2-0	0	0	0	0	6	0.8
<b>Total</b>	<b>24-0</b>	<b>50-2.1</b>	<b>9-19</b>	<b>.474</b>	<b>2-8</b>	<b>.250</b>	<b>3-5</b>	<b>.600</b>	<b>2</b>	<b>4</b>	<b>6</b>	<b>0.3</b>	<b>4-0</b>	<b>0</b>	<b>2</b>	<b>1</b>	<b>2</b>	<b>23</b>	<b>1.0</b>

### MW Career Statistics

Year	G-GS	Min.-Avg.	FG-FGA	Pct.	3P-3PA	Pct.	FT-FTA	Pct.	OR	DR	Reb	Avg.	PF-D	AT	TO	BS	ST	Pts	Avg.
2020-21	5-0	11-2.3	5-6	.833	0-0	.000	3-5	.600	2	0	2	0.4	1-0	0	0	0	0	13	2.6
2021-22	4-0	9-2.3	2-5	.400	0-1	.000	0-0	.000	0	2	2	0.5	0-0	0	0	1	0	4	1.0
2022-23	3-0	3-1.0	0-0	.000	0-0	.000	0-0	.000	0	0	0	0.0	0-0	0	0	0	0	0	0.0
<b>Total</b>	<b>12-0</b>	<b>23-1.9</b>	<b>7-11</b>	<b>.636</b>	<b>0-1</b>	<b>.000</b>	<b>3-5</b>	<b>.600</b>	<b>2</b>	<b>2</b>	<b>4</b>	<b>0.3</b>	<b>1-0</b>	<b>0</b>	<b>0</b>	<b>1</b>	<b>0</b>	<b>17</b>	<b>1.4</b>





MOUNTAIN WEST-RECORD 16-TIME CONFERENCE CHAMPIONS

# Lamont Butler

# #5



**Guard**

**6-2 • 205**

**Senior**

**3 Letters**

**Moreno Valley, Calif.**

**Riverside Poly High**

## Career Highs

Points	23 at Wyoming (1-7-23)
Rebounds	7 vs. UNLV (2-11-23)
Assists	7 vs. UNLV (2-11-23)
Field Goals	8 vs. Creighton (3-26-23)
	8 at Wyoming (1-7-23)
Field Goals Att.	15 at Wyoming (1-7-23)
3-Pt. Field Goals	5 at Wyoming (1-7-23)
3-Pt. Field Goals Att.	11 at Wyoming (1-7-23)
Free Throws	5 vs. Colorado State (2-21-23)
	5 vs. Saint Mary's (12-10-22)
	5 vs. UC Riverside (11-9-21)
	5 vs. Nevada (2-12-21)
Free Throws Att.	8 vs. Saint Mary's (12-10-22)
Steals	6 vs. Brigham Young (11-11-22)
Blocked Shots	1 vs. Connecticut (4-3-23)
	1 vs. Alabama (3-24-23)
	1 vs. UC Irvine (11/29/22)
	1 at Stanford (11/15/22)
	1 at Utah State (1-26-22)
	1 vs. Boise State (1-22-22)
	1 vs. Colorado State (1-8-22)
	1 vs. Long Beach State (11-30-21)
	1 vs. Pepperdine (12-6-21)
Minutes	36:12 at Utah State (2-8-23)

Career Numbers	20-21	21-22	22-23	Total
Games Played	28	27	39	94
Games Started	2	25	38	65
Double-Figure Scoring	5	7	14	26
Led SDSU in Scoring	0	2	4	6
Led SDSU in Rebounding	0	0	0	0
Led SDSU in Assists	4	4	17	25

## Inside The Numbers

- Is the only player in NCAA Tournament history to score a come from behind game-winning bucket in the Final Four.
- His 45.6 percent field goal shooting in the NCAA Tournament is the highest in program history among those who have attempted at least 45 shots in the event.
- Is the only Aztec, since at least the 1995-96 season, to make two game-winning shots with no time on the clock and both came in the 2022-23 season.
- In games in which he has played as an Aztec, the team is 74-20, including 51-14 as a starter.
- Is the first Aztec to be named to the NCAA All-Tournament Team



INTRODUCTION

COACHES & STAFF

PLAYERS

2022-23 REVIEW

RECORDS

HISTORY

AZTEC BASKETBALL MEDIA GUIDE



# Lamont Butler



MOUNTAIN WEST-RECORD 16-TIME CONFERENCE CHAMPIONS

**A** physical point guard who can get into the lane and cause havoc either scoring or passing the ball.

## As a Junior (2022-23 Season)

**SDSU Single-Season Rankings:** No. 7 in wins, No. 20 in assists

**MW Rankings:** No. 7 in steals, No. 10 in assist-to-turnover ratio, No. 12 in assists

**NCAA Rankings:** No. 82 in steals, No. 141 in assists, No. 199 in steals per game, No. 209 in assist-to-turnover ratio, No. 279 in assists per game

Appeared in 39 games, including starting in 38 of them... Averaged 8.8 points and 2.7 rebounds in 25.9 minutes per game... Added 126 assists, 57 steals and four blocks in 1011:59 of floor time... Shot 42.1 percent (128-of-304) from the field, 34.2 percent (40-of-117) from beyond the arc, and 73.1 percent (49-of-67) from the line... Had two game-winning buzzer beating baskets including at New Mexico (2/25) and vs. Florida Atlantic (4/1) at the Final Four... In the season opener against Cal State Fullerton (11/7), became the second Aztec since the start of the Dutcher/Fisher era (1999-00) to have four steals and a 6:1 assist-to-turnover ratio in a game... Against Furman (3/18), became the second Aztec to record at least 12 points, six rebounds, and six assists in an NCAA Tournament game... Led the team in assists and steals and was third in minutes and points... Scored in double figures in 14 games (SDSU was 12-2 in those contests) and it was 6-0 when he totaled at least 15 points... Finished with a career-high 23 points at Wyoming (1/7)...

## Honors & Awards

### 2022-23

NCAA All-Tournament Team  
NCAA All-South Regional Team  
Mountain West All-Defensive Team (coaches)  
Third Team All-Mountain West (coaches)  
MW Defensive Player of the Year (media)  
Honorable Mention All-MW (media)

### 2021-22

Mountain West All-Defensive Team (coaches)  
Paycom Wooden Legacy All-Tournament Team  
Academic All-Mountain West  
Aztec Scholar-Athlete

### 2020-21

Mountain West Scholar-Athlete  
Academic All-Mountain West  
Aztec Scholar-Athlete

Twice, at Wyoming and vs. Creighton (3/26) at the Elite Eight, knocked down a career-high eight shots and in the 12 games in which he made a minimum of four buckets the Aztecs were 11-1... Led the team in scoring four times and SDSU was undefeated in each of those games... In 11 games he attempted double digit shots and the Aztecs went 10-1 in those contests... When he made multiple 3-pointers, San Diego State was 9-1... Among his 10 games with two or more made three pointers, he knocked down a career-high five at Wyoming, a game in which he also established a career-best with 11 3-point shot attempts... In games in which he shot at least four treys, the Aztecs posted a 9-2 record... In 20 games he attempted at least two free throws (SDSU was 17-3 in those contests)... Matched a career-high with five free throws made vs. Saint Mary's (12/10) at the Jerry Colangelo Classic in Phoenix, Ariz., and vs. Colorado State (2/21)... Established a career-best with eight free throw attempts vs. Saint Mary's... In 19 contests (SDSU was 16-3 in those games) he pulled down a minimum of three rebounds... Set a career-best with seven boards vs. UNLV (2/11) and had six vs. Furman (3/18) in the second round of the NCAA Tournament and five vs. Colorado State (3/9) in the quarterfinal round of the Mountain West Tournament... Among four games with multiple offensive rebounds, his three vs. UNLV matched his career high which was set last year at Wyoming (2/28/22)... In 16 games in which he totaled at least three defensive rebounds, he totaled a season-best four vs. UC San Diego (11/29), vs. UNLV, vs. Utah State (3/11) in the championship game at the Mountain West Tournament and vs. Furman (3/18) in the second round at the NCAA Tournament... Led the team in assists in 17 games and the Aztecs were 15-2 in those contests... Dished out a minimum two assists in 31 contests (SDSU was 27-4 in those games)... Established a career-high with

## 2022-23 Butler Game-By-Game, Jr.

Date	Opponent	S	MP	FG	3FG	FT	R	F	TP	A	TO	S	B
N.7	CAL STATE FULLERTON	S	23	5-10	1-4	0-0	3	3	11	6	1	4	0
N.11	BRIGHAM YOUNG	S	23	2-4	1-2	0-0	2	4	5	4	4	6	0
N.15	at Stanford	S	28	3-5	2-3	3-4	0	1	11	6	0	1	1
N.21	~vs. Ohio State	S	31	6-12	1-3	2-2	2	2	15	3	0	1	0
N.22	~vs. Arizona	S	25	2-8	0-2	0-0	0	4	4	1	5	1	0
N.23	~vs. Arkansas	S	22	3-9	0-1	3-5	2	2	9	0	3	1	0
N.29	UC IRVINE	S	30	3-7	0-3	0-0	4	4	6	4	1	3	1
D.2	OCCIDENTAL	S	17	3-5	2-3	1-2	4	0	9	3	1	0	0
D.5	TROY	S	22	0-6	1-4	0-0	2	3	5	3	2	2	0
D.10	@vs. Saint Mary's	S	30	3-7	0-1	5-8	3	2	11	2	0	1	0
D.12	KENNESAW STATE	S	23	4-7	1-2	0-2	1	4	9	3	2	4	0
D.20	UC SAN DIEGO	S	24	2-8	1-3	0-0	3	3	5	3	2	1	0
D.28	*AIR FORCE	S	21	3-6	0-2	0-0	2	2	6	2	4	2	0
D.31	*at UNLV	S	15	4-5	1-1	0-0	0	4	9	0	2	0	0
J.7	*at Wyoming	S	28	8-15	5-11	2-2	2	2	23	2	0	1	0
J.10	*NEVADA	S	31	5-9	2-5	3-4	2	4	15	4	4	2	0
J.14	*NEW MEXICO	S	26	3-9	1-5	2-2	1	3	9	4	3	2	0
J.18	*at Colorado State	S	34	7-14	2-4	3-4	2	2	19	2	1	2	0
J.21	*at Air Force	S	32	3-11	1-4	4-4	3	3	11	0	2	0	0
J.25	*UTAH STATE	S	24	2-5	2-2	2-2	2	3	8	4	3	2	0
J.28	*SAN JOSE STATE	S	27	3-7	1-3	1-3	3	4	8	5	0	1	0
J.31	*at Nevada	S	21	1-6	1-3	0-0	2	5	3	5	2	0	0
F.3	*BOISE STATE	S	24	3-7	0-1	1-2	3	4	7	5	1	1	0
F.8	*at Utah State	S	36	2-12	0-3	0-0	2	2	4	5	3	1	0
F.11	*UNLV	S	26	3-8	1-5	0-0	7	4	7	7	5	1	0
F.15	*at Fresno State	S	29	1-6	0-2	0-0	2	1	2	1	1	2	0
F.21	*COLORADO STATE	S	24	3-4	0-1	5-5	3	1	11	5	2	3	0
F.25	*at New Mexico	S	20	4-11	2-4	0-0	4	2	10	2	3	1	0
F.28	*at Boise State	S	20	1-4	1-1	0-0	4	3	3	1	2	1	0
M.4	*WYOMING	S	22	0-3	0-2	0-0	3	3	0	6	2	2	0
M.9	+vs. Colorado State	S	33	5-14	2-6	4-5	5	1	16	1	1	0	0
M.10	+vs. San Jose State	S	24	2-7	1-2	2-3	3	2	7	4	2	0	0
M.11	+vs. Utah State	S	29	2-3	0-1	0-0	4	4	4	3	2	1	0
M.16	#vs. Charleston	S	30	3-5	1-3	0-0	2	4	7	5	3	0	0
M.18	#vs. Furman	S	26	5-10	0-3	2-2	6	3	12	6	2	2	0
M.24	^vs. Alabama	S	22	1-7	0-2	2-4	4	4	4	4	0	3	1
M.26	^vs. Creighton	S	29	8-11	2-2	0-0	2	2	18	0	1	0	0
Svs.	Florida Atlantic	S	29	3-6	1-1	2-2	2	1	9	3	3	1	0
Svs.	Connecticut	S	32	5-11	3-7	0-0	4	1	13	2	4	1	1

**Bold Red** indicates season high. **Bold Gold** indicates career high. \* - Mountain West game. + - Mountain West Tournament game (Las Vegas, Nevada). ~ - at Lahaina Civic Center (Lahaina, Maui). @ - at Footprint Center (Phoenix, Ariz.). # - NCAA Tournament (Orlando, Fla.). ^ - NCAA Tournament (Louisville, Ky.). S - Final Four (Houston, Texas)

reer-high with five free throws made vs. Saint Mary's (12/10) at the Jerry Colangelo Classic in Phoenix, Ariz., and vs. Colorado State (2/21)... Established a career-best with eight free throw attempts vs. Saint Mary's... In 19 contests (SDSU was 16-3 in those games) he pulled down a minimum of three rebounds... Set a career-best with seven boards vs. UNLV (2/11) and had six vs. Furman (3/18) in the second round of the NCAA Tournament and five vs. Colorado State (3/9) in the quarterfinal round of the Mountain West Tournament... Among four games with multiple offensive rebounds, his three vs. UNLV matched his career high which was set last year at Wyoming (2/28/22)... In 16 games in which he totaled at least three defensive rebounds, he totaled a season-best four vs. UC San Diego (11/29), vs. UNLV, vs. Utah State (3/11) in the championship game at the Mountain West Tournament and vs. Furman (3/18) in the second round at the NCAA Tournament... Led the team in assists in 17 games and the Aztecs were 15-2 in those contests... Dished out a minimum two assists in 31 contests (SDSU was 27-4 in those games)... Established a career-high with

seven dimes vs. UNLV (2/11) and dished out at least four assists in a game on 18 occasions (the Aztecs went 16-2 in those games)... In 15 games in which he had at least a pair of steals the team was 14-1... Set a career-high with six steals vs. Brigham Young (11/11)... Blocked shots at Stanford (11/15), vs. UC Irvine (11/29), vs. Alabama (3/24) in the Sweet 16 and Connecticut (4/3) in the national championship game... Played at least 20 minutes in 35-of-39 games and at least 30 minutes in nine contests with a season-high 36:12 at Utah State (2/8).

## As a Sophomore (2021-22 Season)

**MW Rankings:** No. 2 in steals

**NCAA Rankings:** No. 104 in steals per game, No. 191 in steals

A starter in 25 of the 27 games in which he appeared... Averaged 7.3 points and 2.1 rebounds in 25.4 minutes per game... Added 57 assists, 46 steals and four blocks in a total of 685:17 of action... Shot 70-of-179 (39.1 percent) from the field, 23-of-70 (32.9 percent) from beyond the arc, and 34-of-44 (77.3 percent) from the line...



INTRODUCTION

COACHES & STAFF

PLAYERS

2022-23 REVIEW

RECORDS

HISTORY

AZTEC BASKETBALL MEDIA GUIDE





MOUNTAIN WEST-RECORD 16-TIME CONFERENCE CHAMPIONS

## 2021-22 Butler Game-By-Game, So.

Date	Opponent	S	MP	FG	3FG	FT	R	F	TP	A	TO	S	B
N.9	UC RIVERSIDE		16	0-1	0-0	<b>5-6</b>	1	3	5	1	2	0	0
N.12	at Brigham Young		13	2-5	0-1	0-1	1	5	4	0	2	2	0
N.18	ARIZONA STATE	S	29	4-10	<b>2-6</b>	<b>4-6</b>	3	2	14	3	3	2	0
N.20	UT ARLINGTON	S	30	3-7	1-2	2-3	4	2	9	3	5	3	0
N.25	~vs. Georgetown	S	20	<b>6-6</b>	<b>3-3</b>	1-2	2	4	<b>16</b>	3	1	3	0
N.25	~vs. Southern California	S	35	<b>4-14</b>	1-3	0-0	3	1	9	1	0	1	0
N.30	LONG BEACH STATE	S	25	3-5	1-2	4-4	1	1	11	3	3	3	<b>1</b>
D.4	at Michigan		INJ										
D.8	CAL STATE FULLERTON		INJ										
D.17	@vs. Saint Mary's		INJ										
D.22	UC SAN DIEGO		INJ										
J.1	*at UNLV		INJ										
J.8	*COLORADO STATE	S	28	4-12	1-3	2-2	<b>6</b>	3	11	3	2	<b>4</b>	<b>1</b>
J.22	*BOISE STATE	S	35	4-12	2-5	0-0	2	2	10	3	3	2	<b>1</b>
J.24	*UNLV	S	24	4-7	1-2	0-0	0	2	9	1	2	2	0
J.26	*at Utah State	S	34	2-7	0-2	0-0	1	3	4	<b>5</b>	5	1	<b>1</b>
J.31	*NEW MEXICO	S	27	4-8	1-2	0-0	<b>6</b>	3	9	4	1	2	0
F.4	*at Colorado State	S	26	3-9	2-4	0-0	5	2	8	1	1	1	0
F.6	*NEVADA	S	24	2-5	0-2	3-3	0	3	7	1	1	1	0
F.9	*at San Jose State	S	<b>35</b>	2-9	0-3	0-0	0	0	4	3	2	<b>4</b>	0
F.12	*AIR FORCE	S	26	1-5	0-2	2-3	0	4	4	3	2	1	0
F.15	*UTAH STATE	S	20	1-6	0-2	0-1	1	1	2	4	1	2	0
F.19	*at Fresno State	S	20	1-4	1-2	0-0	2	3	3	0	1	0	0
F.22	*at Boise State	S	26	2-4	1-2	0-0	0	3	5	0	1	0	0
F.25	*SAN JOSE STATE	S	23	2-6	0-3	0-0	2	2	4	2	2	<b>4</b>	0
F.28	*at Wyoming	S	23	2-6	0-1	2-2	5	3	6	1	1	2	0
M.3	*FRESNO STATE	S	27	0-5	0-4	0-0	2	2	0	1	2	2	0
M.5	*at Nevada	S	27	4-7	2-3	1-2	3	4	11	1	3	1	0
M.10	+vs. Fresno State	S	25	2-7	0-4	1-2	0	1	5	4	1	0	0
M.11	+vs. Colorado State	S	22	2-4	0-2	4-4	1	1	8	2	3	2	0
M.12	+vs. Boise State	S	29	5-6	<b>3-3</b>	3-3	0	3	<b>16</b>	1	1	1	0
M.17	#vs. Creighton	S	17	1-2	1-2	0-0	<b>6</b>	4	3	2	2	0	0

**Bold Red** indicates season high. **Bold Gold** indicates career high. \* - Mountain West game. + - Mountain West Tournament game (Las Vegas, Nevada). ~ - at Anaheim Arena (Anaheim, Calif.). @ - at Footprint Center (Phoenix, Ariz.). # - NCAA Tournament (Fort Worth, Texas).



35:15 at San Jose State.

### As a Freshman (2020-21 Season)

Appeared in 28 games, including the first two starts of his college career, at Air Force (1/22 & 1/24)... Averaged 4.3 points and 1.7 rebounds in 12.4 minutes per game... Added 43 assists, 24 steals and one block in 348:24 of action... Shot 40-of-101 (39.6 percent) from the floor, including 9-of-31 (29.0 percent) from 3-point range, and 32-of-48 (66.7 percent) from the line... Was the only freshman to appear in every game and led his class in every statistical category... Scored in double figures five times, including a season-high 13 points at Utah State (1/16) which he matched vs. Wyoming (1/28)... Is the only Aztec in the last 25 seasons to post a 13-point, 5-steal game (at Utah State - 1/16) coming off the bench... His 13 pts at Utah State (1/16) are the most by a San Diego State true freshman since Matt Mitchell scored 17 points at Air Force on Feb. 21, 2018... Combine his 13 pts & 5 steals at Utah State (1/16) and he is just the third San Diego State true freshman to have at least that many points and steals in a game since the start of the 1996-97 season (Kyle Spain & Richie Williams in 2005-06)... Is the first Aztec true freshman to start back-to-back games since Nathan Mensah on March 15 & 16 in the 2018-19 season and is just

the third freshman in the last four seasons to start a game for SDSU (Matt Mitchell & Nathan Mensah)... Had at least one assist in the last 16 games of the season, including ten of his 11 multi-assist games with a single-game high six vs. Wyoming (1/28)... Had one or fewer turnovers in 21-of-28 games... Recorded multiple rebounds in 15 games, including a back-to-back season-high five boards vs. San Jose State (2/8 & 2/10)... Among his five offensive rebounds, had a single-game best two at Air Force (1/22)... His five steals at Utah State (1/16) were his single-game best among five games of multiple steals... Lone block was vs. Pepperdine (12/6)... Scored multiple field goals ten times, with six buckets at Utah State (1/16) a single-game high... Two threes vs. Wyoming (3/11) in the quarterfinal round of the Mountain West tournament, are a single-game best... In the semifinal round of the Mountain West tournament, sank five free throws, which is his single-game high... Played a season-high 25:38 at Air Force (1/22).

### High School

A graduate of Riverside (Calif.) Poly High School... Four-year letterwinner (coach Yancy Dodson)... A four-star rated recruit by ESPN and three-star talent by Rivals.com and 247Sports.com... Named one of the class of 2020's top-50 point guards na-

Established new single-season career bests in nearly every statistical category... In two games in the Paycom Wooden Legacy, he averaged 12.5 points, 2.5 rebounds, 2.0 assists and 2.0 steals, and zero turnovers while shooting 50.0 percent from the floor (10-of-20), 66.7 percent from the bonus distance (4-of-6) to earn inclusion on the all-tournament team... Set and then equaled a career-high with 16 points vs. Georgetown (11/25) in the Paycom Wooden Legacy tournament and then matched it vs. Boise State (3/12) in the championship game of the Mountain West tournament... Against Georgetown, went 6-of-6 from the field, including 3-of-3 from beyond the arc becoming the first Aztec in 26 seasons to post a perfect night shooting from the floor with at least six field goal attempts and at least three 3-point attempts... Also had double figure scoring games vs. Arizona State (11/18), Long Beach State (11/30), No. 20 Colorado State (1/8), at Nevada (3/5) and vs. Boise State (1/22)... Knocked down at least one field goal in 27 contests, while matching his single-game best six buckets vs. Georgetown among nine games with at least four hoops... Against No. 24 Southern California, hoisted a career-high 14 shots and recorded and additional three games with double digit attempts: 12 shots each vs. No. 20 Colorado State (1/8) and vs. Boise State (1/22), and 10 vs. Arizona State (11/18)... New career-best of three 3-pointers came vs. Georgetown (11/25) and vs. Boise State (3/12) in the championship game of the Mountain West tournament... Knocked down

two trey's vs. Arizona State (11/18), vs. Boise State (1/22), at Colorado State (2/4) and at Nevada (3/5)... Attempted three or more 3-point shots in 12 contests led by a career-high six vs. Arizona State... Matched a career-best with five free throws knocked down vs. UC Riverside (11/9)... Twice, UC Riverside and vs. Arizona State attempted a season-high six free throws in a game... Matched his career-best six rebounds in three games: vs. No. 20 Colorado State (1/8), vs. New Mexico (1/31) and against Creighton (3/17) in the NCAA tournament... Set a career-high with three offensive boards at Wyoming (2/28) and also had a two offensive rebound game at Colorado State (2/4)... Equaled a single-game bests with five defensive boards vs. No. 20 Colorado State, vs. New Mexico and vs. Creighton... Dished out multiple assists in 16 games, SDSU was 13-3 when he did, which included a season-best five assist game at Utah State (1/26)... He also had three four assist efforts: vs. New Mexico (1/30), vs. Utah State (2/15) and against Fresno State (3/10) in the quarterfinal of the Mountain West tournament... Produced multiple steals in 15 contests, SDSU was 13-2 in those games, led by three four steal games: vs. No. 20 Colorado State (1/8), at San Jose State (2/9) and vs. San Jose State (2/25)... Blocks came vs. Long Beach State (11/30), vs. No. 20 Colorado State, vs. Boise State (1/22) and at Utah State (1/26)... Missed five contests, from at No. 24 Michigan (12/4) to at UNLV (1/1), due to a wrist injury... Played double figure minutes in every game, including a career-high

INTRODUCTION

COACHES & STAFF

PLAYERS

2022-23 REVIEW

RECORDS

HISTORY

AZTEC BASKETBALL MEDIA GUIDE



# Lamont Butler



MOUNTAIN WEST-RECORD 16-TIME CONFERENCE CHAMPIONS



## 2020-21 Butler Game-By-Game, Fr.

Date	Opponent	S	MP	FG	3FG	FT	R	F	A	T	B	S	TP
N.25	UCLA		2	0-0	0-0	0-0	0	1	0	0	0	0	0
N.27	UC IRVINE		16	2-5	1-2	0-0	0	2	1	1	0	1	5
D.2	ST. KATHERINE		14	1-1	0-0	4-4	3	3	1	0	0	1	6
D.6	PEPPERDINE		2	0-0	0-0	0-0	0	1	0	1	1	0	0
D.10	at Arizona State		12	1-4	0-1	0-0	3	0	2	1	0	1	2
D.18	BRIGHAM YOUNG		5	0-1	0-0	0-0	0	0	1	2	0	0	0
D.22	~ vs. Saint Mary's		9	1-2	0-1	0-0	0	3	0	1	0	1	2
J.2	*COLORADO STATE		2	0-0	0-0	0-0	0	0	0	0	0	0	0
J.4	*COLORADO STATE		13	2-5	0-1	0-0	1	4	1	1	0	1	4
J.7	*NEVADA		9	1-2	1-1	0-0	1	1	0	1	0	0	3
J.9	*NEVADA		6	0-0	0-0	0-0	0	2	0	1	0	0	0
J.14	*at Utah State		3	0-0	0-0	0-0	0	1	0	2	0	0	0
J.16	*at Utah State		25	6-8	0-1	1-2	2	0	1	3	0	5	13
J.22	*at Air Force	S	26	6-8	1-2	2-2	4	4	5	6	0	3	7
J.24	*at Air Force	S	16	1-3	0-1	0-0	3	2	1	0	0	0	2
J.28	*WYOMING		21	5-9	1-2	2-4	4	3	6	4	0	1	13
J.30	*WYOMING		19	3-4	1-2	4-6	2	5	4	1	0	1	11
F.8	*SAN JOSE STATE		20	1-9	0-5	1-2	5	2	2	1	0	1	3
F.10	*SAN JOSE STATE		16	3-5	1-2	4-4	5	3	2	0	0	2	11
F.18	*at Fresno State		14	2-3	0-0	1-4	2	2	3	0	0	0	5
F.20	*at Fresno State		18	1-3	0-0	4-7	1	3	2	1	0	2	6
F.25	*BOISE STATE		15	0-5	0-2	2-2	3	0	1	2	0	0	4
F.27	*BOISE STATE		9	1-2	0-0	1-2	1	2	3	3	0	0	3
M.3	*at UNLV		9	0-4	0-0	0-0	2	0	1	1	0	1	0
M.11	+vs. Wyoming		10	3-6	2-3	0-0	0	0	1	1	0	0	8
M.12	+vs. Nevada		13	2-4	1-2	5-7	2	2	2	0	0	0	10
M.13	+vs. Utah State		14	1-5	0-0	0-0	2	3	1	1	0	2	2
M.19	#vs. Syracuse		11	0-5	0-3	1-2	2	0	1	0	0	1	1

**Bold Red** indicates season high. **Bold Gold** indicates career high. ~ - at Mott Arena (San Luis Obispo, Calif.). \* - Mountain West game. + - Mountain West Tournament game (Las Vegas, Nevada). # - NCAA Tournament (Indianapolis, Ind.).

reached the CIF Championship game... Earned Riverside Kiwanis Tournament MVP as a sophomore, junior and senior... In his junior season was an all-tournament selection at the Damien Classic and Maranatha Tournament... As a senior earned all-tournament honors in the Tarkanian Classic... His teams won the Battlezone (freshman), Riverside Kiwanis (sophomore, junior and senior) and Section 7 (senior) tournaments... Was runner-up in the Tarkanian Classic (sophomore), Maranatha (junior), CIF Championship (sophomore and senior)... Passed NBA Hall of Famer Reggie Miller as Poly's all-time leading scorer with more than 1,800-career points... Other career numbers include 559 assists, 271 steals, and shot .432 (642-of-1,485) from the floor.

nationally by ESPN (No. 30)... Compiled 91 wins in his high school career, culminating in a 27-7 record in 2019-20 including 12-0 in Ivy League play and winning the conference championship... Named Ivy League Most Valuable Player as a senior, as well as

a second-team Cal-Hi Sports all-state performer... A four-time All-Ivy League and all-state performer... A three-time all-county and all-CIF selection (following his sophomore, junior and senior seasons)... Twice, following his sophomore and senior seasons,

## Butler's Career Statistics

Year	G-GS	Min.-Avg.	FG-FGA	Pct.	3P-3PA	Pct.	FT-FTA	Pct.	OR	DR	Reb	Avg.	PF-D	AT	TO	BS	ST	Pts	Avg.
2020-21	28-2	349-12.5	40-101	.396	9-31	.290	32-48	.667	5	43	48	1.7	49-1	43	35	1	24	121	4.3
2021-22	27-25	685-25.4	70-179	.391	23-70	.329	34-44	.773	11	46	57	2.1	67-1	57	53	4	46	197	7.3
2022-23	39-38	1009-25.9	128-304	.421	40-117	.342	49-67	.731	17	88	105	2.7	106-1	126	79	4	57	345	8.8
<b>Total</b>	<b>94-65</b>	<b>2043-21.7</b>	<b>238-584</b>	<b>.408</b>	<b>72-218</b>	<b>.330</b>	<b>115-159</b>	<b>.723</b>	<b>33</b>	<b>177</b>	<b>210</b>	<b>2.2</b>	<b>222-3</b>	<b>226</b>	<b>167</b>	<b>9</b>	<b>127</b>	<b>663</b>	<b>7.1</b>

## MW Career Statistics

Year	G-GS	Min.-Avg.	FG-FGA	Pct.	3P-3PA	Pct.	FT-FTA	Pct.	OR	DR	Reb	Avg.	PF-D	AT	TO	BS	ST	Pts	Avg.
2020-21	17-2	241-14.1	29-68	.426	5-19	.263	22-35	.629	2	34	36	2.1	34-1	32	27	0	17	85	5.0
2021-22	16-16	425-26.6	38-112	.339	11-42	.262	10-13	.769	9	26	35	2.2	40-0	34	30	3	29	97	6.1
2022-23	18-17	457-25.4	56-142	.394	20-59	.339	23-28	.821	9	38	47	2.6	52-1	60	40	0	24	155	8.6
<b>Total</b>	<b>51-35</b>	<b>1123-22.0</b>	<b>123-322</b>	<b>.382</b>	<b>36-120</b>	<b>.300</b>	<b>55-76</b>	<b>.724</b>	<b>20</b>	<b>98</b>	<b>188</b>	<b>2.3</b>	<b>126-2</b>	<b>126</b>	<b>97</b>	<b>3</b>	<b>70</b>	<b>337</b>	<b>6.6</b>

INTRODUCTION

COACHES & STAFF

PLAYERS

2022-23 REVIEW

RECORDS

HISTORY

AZTEC BASKETBALL MEDIA GUIDE





MOUNTAIN WEST-RECORD 16-TIME CONFERENCE CHAMPIONS

# #13

# Jaedon LeDee



**Forward**

**6-9 • 240**

**Senior - 1 Letter**

**Houston, Texas**

**The Kinkaid School**

**Ohio State/TCU**

## Career Highs

Points	23 at Brigham Young (11-11-22)
Rebounds	12 vs. UC San Diego (12-20-22)
Assists	3 vs. Colorado State (3-9-23)
	3 vs. UC San Diego (12-20-22)
	3 vs. UC Irvine (11-29-22)
	3 vs. Cal State Fullerton (11-7-22)
Field Goals	8 vs. Wyoming (3-4-23)
	8 vs. Brigham Young (11-11-22)
Field Goals Att.	16 vs. Brigham Young (11-11-22)
3-Pt. Field Goals	-
3-Pt. Field Goals Att.	2 vs. Brigham Young (11-11-22)
	*2 vs. Northwestern State (12-2-20)
Free Throws	+12 vs. Purdue Fort Wayne (11-11-18)
Free Throws Att.	+14 vs. Purdue Fort Wayne (11-11-18)
Steals	3 vs. Arizona (11-22-22)
	*3 vs. UC Irvine (11-21-19)
Blocked Shots	+4 vs. Purdue Fort Wayne (11-11-18)
Minutes	28:35 vs. Brigham Young (11-11-22)
	+ at Ohio State (2018-19). * - at TCU (2019-20 & 2020-21)

Career Numbers	18-19	19-20	20-21	22-23	Total
Games Played	26	30	23	39	118
Games Started	2	0	1	1	4
Double-Figure Scoring	2	3	3	11	19
Led Team in Scoring	1	0	1	4	6
Led Team in Rebounding	1	1	4	13	19
Led Team in Assists	0	0	0	1	1

## Inside The Numbers

- In the 40 career games in which he has grabbed at least five rebounds, his team has a 31-9 record and when he's done it as an Aztec, the team is 20-2.
- Is the fourth Aztec to have played for two previous Division I schools in the Dutcher/Fisher era. (also Valentine Izundu, Josh Davis & current Aztec Jay Pal).
- One of 11 Aztecs since the start of the Dutcher/Fisher era to have a game with at least 11 free throw attempts in which he shot at least .900 from the line (vs. Kennesaw State 12/12).
- Is the fourth Aztec to record a Mountain West game with at least an .889 field goal percentage and a minimum of nine field goal attempts (vs. Wyoming on 3/4/23, 8-of-9 FG).
- In 2022-23, established new career-bests in nearly every statistical category.

INTRODUCTION

COACHES & STAFF

PLAYERS

2022-23 REVIEW

RECORDS

HISTORY

AZTEC BASKETBALL MEDIA GUIDE



# Jaedon LeDee



MOUNTAIN WEST-RECORD 16-TIME CONFERENCE CHAMPIONS

**A** nightmare for opponents with a combination of size, strength and agility... Runs the floor and can score from all three levels.

### As a Senior (2022-23 Season)

SDSU Single-Season Rankings: No. 7 in wins  
MW Rankings: No. 7 in offensive rebounds, No. 17 in rebounds  
NCAA Rankings: No. 248 in rebounds, No. 273 in offensive rebounds per game, No. 322 in free throw attempts, No. 340 in free throws made.  
Mountain West All-Tournament Team... Arthur Ashe Jr. Sports Scholar... Malik Award honoree... Appeared in 39 games, including a start vs. UC San Diego (12/20)... Averaged 7.9 points and 5.3 rebounds in 18.0 minutes per game... Added 37 assists, 19 steals and 14 blocks in 703:45 of floor time... Shot 48.9 percent (109-of-223) from the field, 72.8 percent (91-of-125) from the line and was unsuccessful on nine (0-of-9) 3-point field goal attempts... Set career-highs in nearly every statistical category...

His 309 points are more than double his previous high for a season... In his first three seasons of college basketball, he totaled eight 10-plus point scoring games, and for San Diego State scored in double figures in 11 contests, including matching his single-game career best 23 points vs. Brigham Young (11/11)... Opened the season with a career-first three consecutive games in double figure scoring... Finished the season with two double doubles: at Utah State (2/8) with 14 points, 10 rebounds - and vs. Utah State (3/11) in the Mountain West Tournament title game with 13 points and 10 rebounds... Led the team in scoring four times and the team was 4-0 in those games... Among 12 games in which he sank at least four field goals (SDSU was 12-0 in those games), he made a career-high eight vs. Brigham Young (11/11) and Wyoming (3/4)... Had two games with double digit field goal attempts: 12 vs. Florida Atlantic (4/1) at the Final Four and a career-high 16 vs. Brigham Young... Enjoyed 23 games of shooting 50.0 percent or better from the floor (SDSU was 19-4 in those contests)... Matched a career-best two 3-point attempts vs. Brigham Young... Made a season-high 10 free throws vs. Kennesaw State (12/12) among six games where he made at least five from the charity stripe... Twice, vs. Brigham Young and Kennesaw State, attempted

a season-best 11 free throws... One of 11 Aztecs since the start of the Dutcher/Fisher era to have a game with at least 11 free throw attempts in which he shot at least .900 from the line (vs. Kennesaw State)... Made at least 75.0 percent from the line in 17 of the 31 games in which he attempted at least one free throw... Led the team in rebounds in 13 games (SDSU was 11-2 in those games), including three games with double digit boards: 12 vs. UC San Diego (12/20), at Utah State and vs. Utah State... In 22 contests he pulled down at least five rebounds and, in those games, SDSU was 20-2... Matched a career-best five offensive rebounds three times - vs. UC San Diego, and both Colorado State and Utah State in the Mountain West Tournament... Grabbed a career-high seven defensive rebounds versus both UC San Diego and College of Charleston (3/16) in the opening round of the NCAA Tournament... Enjoyed 10 games where he dished out multiple assists, including setting and then matching a career best three dimes vs. Cal State Fullerton (11/7), UC Irvine (11/29), UC San Diego and vs. Colorado State (3/9) in the quarterfinal round of the Mountain West

Tournament... Among a career-high 19 steals, he matched a single-game best three vs. Arizona (11/22) in the Maui Jim Maui Invitational and had two each against Kennesaw State (12/12) and at Boise State (2/28)... Finished with three games with multiple blocks, including a single-game high of three vs. Colorado State (3/9) in the quarterfinal round of the Mountain West Tournament and also had two-block games vs. Wyoming (3/4) and vs. College of Charleston... In the 12 games in which he played at least 20 minutes, including a career-high 28:35 vs. Brigham Young, the Aztecs were 11-1.

### As a Senior (2021-22 Season)

Sat out the season due to NCAA transfer rules.

### As a Junior at TCU (2020-21 Season)

Earned one start, at Providence (12/9), in the 23 games in which he appeared... Averaged 5.8 points and 3.9 rebounds in 15.2 minutes per game... Added six assists, seven steals, and three blocks in 350 total minutes... Was 49-of-91 (53.8 percent) from the floor, 0-of-4 from 3-point range, and 35-

## 2022-23 LeDee Game-By-Game, Sr.

Date	Opponent	S	MP	FG	3FG	FT	R	F	TP	A	TO	S	B
N.7	CAL STATE FULLERTON		18	4-9	0-1	3-6	4	1	11	3	1	1	0
N.11	BRIGHAM YOUNG		29	8-16	0-2	7-11	6	3	23	0	3	1	1
N.15	at Stanford		22	6-8	0-0	2-2	4	2	14	0	1	0	0
N.21	~vs. Ohio State		21	2-6	0-0	2-2	5	2	6	1	1	0	1
N.22	~vs. Arizona		15	1-7	0-0	3-4	3	2	5	1	1	3	0
N.23	~vs. Arkansas		15	2-4	0-0	2-2	1	3	6	0	0	0	0
N.29	UC IRVINE		13	0-2	0-1	0-0	3	0	0	3	0	0	0
D.2	OCCIDENTAL		17	2-4	0-0	3-4	5	1	7	2	0	0	0
D.5	TROY		11	1-1	0-0	2-2	2	2	4	0	2	0	0
D.10	@vs. Saint Mary's		18	2-4	0-0	0-0	8	2	4	1	2	0	0
D.12	KENNESAW STATE		17	2-3	0-0	10-11	7	3	14	2	1	2	0
D.20	UC SAN DIEGO	S	23	1-7	0-0	0-0	12	3	2	3	2	1	0
D.28	*AIR FORCE		22	2-3	0-0	2-3	6	2	6	0	2	1	1
D.31	*at UNLV		13	0-3	0-0	0-0	4	2	0	0	0	1	0
J.7	*at Wyoming		18	2-2	0-0	4-4	9	2	8	0	1	1	0
J.10	*NEVADA		16	4-5	0-1	1-1	6	1	9	1	0	0	0
J.14	*NEW MEXICO		23	0-2	0-0	0-0	3	3	0	2	2	0	1
J.18	*at Colorado State		13	2-3	0-0	0-3	6	3	4	2	0	1	0
J.21	*at Air Force		19	2-5	0-0	2-2	7	2	6	1	1	0	0
J.25	*UTAH STATE		17	4-4	0-0	1-1	3	2	9	2	0	0	0
J.28	*SAN JOSE STATE		17	4-7	0-0	1-3	4	2	9	0	0	0	0
J.31	*at Nevada		20	3-4	0-0	2-2	5	3	8	1	1	0	0
F.3	*BOISE STATE		16	2-5	0-1	5-6	4	2	9	0	0	0	0
F.8	*at Utah State		21	5-9	0-1	4-4	10	1	14	1	0	0	0
F.11	*UNLV		20	2-5	0-0	2-3	3	3	6	1	2	1	1
F.15	*at Fresno State		12	1-6	0-0	4-6	5	2	6	0	1	0	0
F.21	*COLORADO STATE		21	4-8	0-1	6-6	6	1	14	0	1	0	0
F.25	*at New Mexico		9	2-3	0-1	0-0	0	5	4	0	0	0	1
F.28	*at Boise State		18	3-7	0-0	2-3	2	3	8	0	2	2	0
M.4	*WYOMING		24	8-9	0-0	5-6	8	1	21	1	0	0	2
M.9	+vs. Colorado State		19	3-5	0-0	4-6	8	2	10	3	5	0	3
M.10	+vs. San Jose State		16	1-3	0-0	0-0	0	2	2	1	0	1	0
M.11	+vs. Utah State		19	4-8	0-0	5-7	10	0	13	1	1	0	0
M.16	#vs. Charleston		25	3-6	0-0	2-2	10	1	8	1	1	1	2
M.18	#vs. Furman		17	1-4	0-0	0-0	4	2	2	2	0	1	0
M.24	^vs. Alabama		18	5-9	0-0	2-4	6	0	12	0	1	0	1
M.26	^vs. Creighton		20	3-9	0-0	0-1	6	2	6	0	2	1	0
A.1	Svs. Florida Atlantic		14	5-12	0-0	2-6	6	3	12	0	0	0	0
A.3	Svs. Connecticut		18	3-6	0-0	1-2	4	2	7	1	2	0	0

**Bold Red** indicates season high. **Bold Gold** indicates career high. \* - Mountain West game. + - Mountain West Tournament game (Las Vegas, Nevada). ~ - at Lahaina Civic Center (Lahaina, Maui). @ - at Footprint Center (Phoenix, Ariz.). # - NCAA Tournament (Orlando, Fla). ^ - NCAA Tournament (Louisville, Ky.). S - Final Four (Houston, Texas)



INTRODUCTION  
 COACHES & STAFF  
 PLAYERS  
 2022-23 REVIEW  
 RECORDS  
 HISTORY  
 AZTEC BASKETBALL MEDIA GUIDE



# Jaedon LeDee



MOUNTAIN WEST-RECORD 16-TIME CONFERENCE CHAMPIONS

## 2020-21 LeDee Game-By-Game, Jr. (at TCU)

Date	Opponent	S	MP	FG	3FG	FT	R	F	A	T	B	S	TP
N.25	HOUSTON BAPTIST		DNP										
N.28	~vs. Tulsa		DNP										
N.29	~vs. Liberty		DNP										
D.3	NORTHWESTERN STATE		16	5-8	0-2	1-4	3	3	0	0	0	0	11
D.6	*OKLAHOMA		10	1-3	0-0	0-0	4	2	2	0	0	0	2
D.9	PROVIDENCE	S	19	0-2	0-1	2-2	1	2	1	1	1	0	2
D.12	#vs. Texas A&M		16	2-2	0-0	0-1	6	2	1	0	0	0	4
D.16	*at Oklahoma State		7	1-3	0-0	0-1	2	2	0	1	0	0	2
D.22	NORTH DAKOTA STATE		12	2-2	0-0	0-0	1	3	0	0	0	1	4
D.30	PRAIRIE VIEW A&M		12	1-2	0-0	2-4	5	0	0	0	0	0	4
J.2	*at Kansas State		15	2-5	0-0	5-6	4	1	0	0	0	0	9
J.5	*KANSAS		20	2-5	0-0	0-0	2	2	0	0	0	0	4
J.9	*BAYLOR		13	1-2	0-1	2-2	2	2	1	1	0	0	4
J.12	*at Oklahoma		18	3-5	0-0	1-2	1	1	0	2	2	0	7
J.28	*at Kansas		14	2-4	0-0	0-0	5	2	0	3	0	0	4
J.30	^at Missouri		20	4-6	0-0	3-4	7	2	0	0	0	0	11
F.3	*OKLAHOMA STATE		15	3-7	0-0	2-3	2	3	1	0	0	0	8
F.6	*at Baylor		DNP										
F.9	*IOWA STATE		16	3-6	0-0	3-4	8	3	0	1	2	1	9
F.13	*at Texas		18	2-3	0-0	0-0	5	4	0	1	0	0	4
F.18	*TEXAS TECH		DNP										
F.20	*KANSAS STATE		13	1-1	0-0	0-0	2	1	0	0	0	0	2
F.23	*WEST VIRGINIA		11	2-3	0-0	0-0	3	3	0	0	0	1	4
F.27	*at Iowa State		18	1-2	0-0	3-3	6	3	0	0	0	2	5
M.2	*at Texas Tech		15	2-3	0-0	4-4	6	1	0	0	0	0	8
M.4	*at West Virginia		19	7-10	0-0	6-8	8	2	0	0	0	0	20
M.7	*TEXAS		20	2-5	0-0	1-2	3	2	0	2	0	1	5
M.10	+vs. Kansas State		13	0-2	0-0	0-0	4	2	0	0	0	1	0

**Bold Red** indicates season high. **Bold Gold** indicates career high. ~ - Hall of Fame Classic (Kansas City, Mo.). # - Dickies Arena (Fort Worth, Texas). ^ - SEC/Big 12 Challenge. \* - Big 12 game. + - Big 12 Tournament game (Kansas City, Mo.).

of-50 (70.0 percent) from the free throw line... Reached double figure scoring on three occasions, vs. Northwestern State (12/3), at Missouri (1/30) and at West Virginia (3/4), with a career-high 20 points at West Virginia... Had six games of 3+ field goal, including a career-high seven at West Virginia (3/4)... In going 6-of-8 from the line at West Virginia (3/4), had his most attempts and makes in a game for the campaign... Among 12 games with 4+ rebounds, he totaled a career-high matching eight boards vs. Iowa State (2/9) and at West Virginia (3/4)... Grabbed a career-best five offensive boards at West Virginia (3/4) among 11 games with multiple offensive rebounds... Finished four games with a season-best four defensive rebounds - at Missouri (1/30), vs. Iowa State (2/9), at Texas Tech (3/2) and vs. Kansas State (3/10)... In six games with a steal, recorded a season-high two at Iowa State (2/27)... Had blocked shots in two games, including a season-best two vs. Iowa State (2/9)... Finished with two assists vs. Oklahoma (12/6), his top effort among five games with an assist... In three games, vs. Kansas (1/5), at Missouri (1/30) and vs. Texas (3/7), he played a single-game high 20 minutes.

### As a Sophomore at TCU (2019-20 Season)

**Big 12 Rankings:** No. 25 in blocks  
Appeared in all 30 games all off the bench... Averaged 2.7 points and 2.9 rebounds in 11.6 minutes per game... Added three assists, 13 steals, and 12 blocks in 348 total minutes... Shot 23-of-44 (52.3 percent) from the field, and 36-of-51 (70.6 percent) from the line... Became eligible on Nov. 18, the day he debuted for the Horned Frogs vs. Air

Force... His field goal percentage was the second highest on the team... Had two games in double figure scoring, both with a season-high 11 points - vs. Winthrop (12/11) and at Oklahoma (1/18)... Sank a single-game high three field goals vs. Wyoming (11/26) and at Texas (2/19)... His best day from the free throw line was a 7-of-7 game at Oklahoma (1/18)... Had 12 games with 4+ rebounds including matching his career-high with eight boards at Kansas (3/4)... Recorded a season-best four defensive boards vs. George Mason (12/30), vs. Texas (1/29) and vs. Kansas State (2/15)... Finished with 13 games with multiple offensive rebounds, including five games of 4+ offensive boards and a single game high of five at Kansas (3/4)... A season and career-best three steals came vs. UC Irvine (11/21) among his games with multiple thefts... Twice swatted a single-game best two shots vs. Lamar (12/14) and vs. Texas Tech (1/21)... Played a season-high 24 minutes vs. UC Irvine (11/21).

### As a Freshman at Ohio State (2018-19 Season)

Among 26 appearances, made two starts - vs. Samford (11/20) and at Purdue (3/2)... Averaged 3.0 points and 1.7 rebounds in 6.6 minutes per game... Added six assists, six blocks and three steals in 171 total minutes... Went 18-of-47 (38.3 percent) from the field, 0-of-3 from beyond the arc, 41-of-55 (74.5 percent) from the line... Made his collegiate debut vs. Purdue Fort Wayne (11/11)... Had three double figure scoring games, including a pair of season-high 16-point efforts vs. Purdue Fort Wayne (11/11) and at Purdue (3/2)... Was successful on his first nine field goals over the first five games of his career... Among seven games with multiple field



## 2019-20 LeDee Game-By-Game, So. (at TCU)

Date	Opponent	S	MP	FG	3FG	FT	R	F	A	T	B	S	TP
N.7	SOUTHWESTERN UNIVERSITY		DNP										
N.12	LOUISIANA		DNP										
N.18	AIR FORCE		9	0-0	0-0	0-0	4	1	0	0	1	1	0
N.21	UC IRVINE		24	1-2	0-0	3-4	2	3	0	0	1	3	5
N.24	~vs. Clemson		10	0-0	0-0	0-0	1	1	0	2	0	1	0
N.26	~vs. Wyoming		12	3-4	0-0	2-3	5	2	0	0	0	1	8
D.3	ILLINOIS STATE		11	1-2	0-0	3-5	3	2	1	0	0	2	5
D.6	#vs. Southern California		6	0-0	0-0	2-2	2	3	0	1	1	0	2
D.11	WINTHROP		23	3-5	0-0	5-10	6	3	0	2	1	2	11
D.14	LAMAR		13	1-1	0-0	0-0	2	3	0	0	2	0	2
D.22	XAVIER		14	0-4	0-0	0-0	2	1	0	0	0	0	0
D.30	GEORGE MASON		19	1-4	0-0	2-2	6	4	1	1	0	0	4
J.4	*IOWA STATE		7	0-0	0-0	0-0	1	4	0	0	0	0	0
J.7	*at Kansas State		9	0-0	0-0	0-0	1	2	0	0	1	0	0
J.11	*OKLAHOMA STATE		7	0-0	0-0	0-2	3	4	1	0	0	0	0
J.14	*at West Virginia		6	0-0	0-0	0-0	0	5	0	1	0	0	0
J.18	*at Oklahoma		17	2-2	0-0	7-7	4	2	0	0	0	0	11
J.21	*TEXAS TECH		12	0-0	0-0	0-0	1	2	0	0	1	0	0
J.25	^at Arkansas		6	1-1	0-0	0-0	1	2	0	2	0	1	2
J.29	*TEXAS		6	0-0	0-0	0-1	4	2	0	0	0	0	0
F.1	*at Baylor		8	0-0	0-0	0-0	2	2	0	2	0	0	0
F.5	*at Oklahoma State		11	2-3	0-0	0-0	5	3	0	1	1	0	4
F.8	*KANSAS		10	1-2	0-0	1-1	1	1	0	0	0	1	2
F.10	*at Texas Tech		13	1-1	0-0	4-4	4	5	0	1	0	0	6
F.15	*KANSAS STATE		15	0-0	0-0	0-0	5	4	0	0	1	0	0
F.19	*at Texas		8	3-4	0-0	0-0	1	1	0	0	0	0	6
F.22	*WEST VIRGINIA		9	0-1	0-0	0-0	1	1	0	0	0	0	0
F.25	*at Iowa State		5	0-0	0-0	0-0	0	4	0	0	0	0	0
F.29	*BAYLOR		13	0-1	0-0	4-4	6	4	0	1	0	0	4
M.4	*at Kansas		23	2-5	0-0	4-4	8	3	0	0	0	0	8
M.7	*OKLAHOMA		14	1-2	0-0	0-2	4	3	0	0	1	1	2
M.11	+vs. Kansas State		8	0-0	0-0	0-0	1	1	0	0	0	0	0

**Bold Red** indicates season high. **Bold Gold** indicates career high. ~ - MGM Resorts Main Event (Las Vegas, Nev.). # - Dickies Arena (Fort Worth, Texas). ^ - SEC/Big 12 Challenge. \* - Big 12 game. + - Big 12 Tournament game (Kansas City, Mo.).

INTRODUCTION  
COACHES & STAFF  
PLAYERS  
2022-23 REVIEW  
RECORDS  
HISTORY  
AZTEC BASKETBALL MEDIA GUIDE



# Jaedon LeDee



MOUNTAIN WEST-RECORD 16-TIME CONFERENCE CHAMPIONS

goals, sank a season-best four at Purdue (3/2)... In the season-opener, vs. Purdue Fort Wayne (11/11), went a season-best 12-of-14 from the free throw line... Totaled 3+ rebounds on nine occasions, including a season-high eight vs. Cleveland State (11/23)... Had seven games with a single-game high two offensive boards... Grabbed five defensive rebounds vs. South Carolina State (11/18) and then set his season-high with six vs. Cleveland State (11/23)... In six games dished out a single-game high one assist... Had four blocks vs. Purdue Fort Wayne (11/11), his best effort for the season... Finished with one steal in three games... Played a season-high 22 minutes at Purdue (3/2).

## High School

A four-time all-state and all-conference selection at The Kinkaid School in Houston... Averaged 27 points, 15 rebounds and three assists as a senior

## Honors & Awards

### 2022-23

Mountain West All-Tournament Team  
Arthur Ashe Jr. Sports Scholar  
Jim Malik Award  
Mountain West Scholar-Athlete  
Academic All-Mountain West

### 2021-22

Mountain West Scholar-Athlete  
Academic All-Mountain West

### 2020-21

First-Team Academic All-Big 12

## 2018-19 LeDee Game-By-Game, Fr. (at Ohio State)

Date	Opponent	S	MP	FG	3FG	FT	R	F	A	T	B	S	TP
N.7	at Cincinnati												
N.11	PURDUE FORT WAYNE		13	2-2	0-0	12-14	4	2	0	0	4	0	16
N.15	at Creighton		5	2-2	0-0	0-0	3	1	0	2	0	0	4
N.18	SOUTH CAROLINA STATE		17	3-3	0-0	6-8	6	4	1	2	1	1	12
N.20	SAMFORD	S	2	0-0	0-0	0-0	0	0	0	0	0	0	0
N.23	CLEVELAND STATE		12	2-4	0-0	2-3	8	1	0	2	0	0	6
N.28	SYRACUSE		1	0-0	0-0	0-0	0	0	0	0	0	0	0
D.2	*MINNESOTA		13	1-3	0-0	2-2	0	1	1	0	0	0	4
D.5	*^vs. Illinois		2	0-1	0-0	2-2	0	1	0	0	0	0	2
D.15	BUCKNELL		2	0-1	0-0	0-0	0	0	0	0	0	0	0
D.18	YOUNGSTOWN STATE		5	0-2	0-1	0-0	1	1	1	0	0	0	0
D.22	~vs. UCLA												
D.29	HIGH POINT		3	0-0	0-0	0-2	2	1	1	0	0	0	0
J.5	*MICHIGAN STATE		1	0-0	0-0	0-0	0	2	0	0	0	0	0
J.9	*at Rutgers		4	0-0	0-0	0-0	1	0	0	0	0	0	0
J.12	*at Iowa		19	2-8	0-1	2-3	4	3	0	0	0	0	6
J.19	*MARYLAND		4	0-1	0-1	0-0	0	0	0	0	0	0	0
J.23	*PURDUE		5	0-0	0-0	0-0	0	1	0	1	0	0	0
J.26	*at Nebraska		10	2-2	0-0	3-4	3	1	0	1	0	0	3
J.29	at Michigan		9	2-3	0-0	0-0	2	2	1	1	0	0	4
F.2	*RUTGERS		5	0-0	0-0	0-0	0	0	0	0	0	1	0
F.7	*PENN STATE		1	0-0	0-0	1-2	0	0	0	0	0	0	1
F.10	*at Indiana		3	0-0	0-0	0-0	4	0	0	1	0	0	0
F.14	*ILLINOIS												
F.17	*at Michigan State		2	0-0	0-0	1-2	0	1	0	0	0	0	1
F.20	*NORTHWESTERN		1	0-0	0-0	0-0	0	0	0	0	0	0	0
F.23	*at Maryland												
F.26	*IOWA												
M.2	*at Purdue	S	22	4-9	0-0	8-11	3	4	1	1	1	1	16
M.6	*at Northwestern		5	0-4	0-0	0-0	3	1	0	1	0	0	0
M.10	*WISCONSIN		5	0-2	0-0	2-2	1	0	0	0	0	0	2
M.14	+vs. Indiana												
M.15	+vs. Michigan State												
M.22	#vs. Iowa State												
M.24	#vs. Houston												

**Bold Red** indicates season high. **Bold Gold** indicates career high. ~ - CBS Sports Classic (Chicago, Ill.). ^ - United Center (Chicago, Ill.). \* - Big 10 game. + - Big 10 Tournament game (Chicago, Ill.). # - NCAA Tournament (Tulsa, Okla.).

(2017-18)... Averaged 15.2 points and eight rebounds per game for Texas Pro in the Adidas Gauntlet Series in 2017... Averaged 20 points and 10 rebounds as a junior (2016-17).



## LeDee's Career Statistics

Year	G-GS	Min.-Avg.	FG-FGA	Pct.	3P-3PA	Pct.	FT-FTA	Pct.	OR	DR	Reb	Avg.	PF-D	AT	TO	BS	ST	Pts	Avg.
2018-19+	26-2	171-6.6	18-47	.383	0-3	.000	41-55	.745	18	27	45	1.7	27-0	6	12	6	3	77	3.0
2019-20*	30-0	348-11.6	23-44	.523	0-0	.000	36-51	.706	45	41	86	2.9	75-2	3	14	12	13	82	2.7
2020-21*	23-1	350-15.2	49-91	.538	0-4	.000	35-50	.700	40	50	90	3.9	48-0	6	12	3	7	133	5.8
2022-23	39-1	701-18.0	109-223	.489	0-9	.000	91-125	.728	80	125	205	5.3	75-1	37	39	14	19	309	7.9
<b>Total</b>	<b>118-4</b>	<b>1571-13.3</b>	<b>199-405</b>	<b>.491</b>	<b>0-16</b>	<b>.000</b>	<b>203-281</b>	<b>.722</b>	<b>183</b>	<b>243</b>	<b>426</b>	<b>3.6</b>	<b>225-3</b>	<b>52</b>	<b>77</b>	<b>35</b>	<b>42</b>	<b>601</b>	<b>5.1</b>

## MW Career Statistics

Year	G-GS	Min.-Avg.	FG-FGA	Pct.	3P-3PA	Pct.	FT-FTA	Pct.	OR	DR	Reb	Avg.	PF-D	AT	TO	BS	ST	Pts	Avg.
2022-23	18-0	318-17.7	50-90	.556	0-5	.000	41-53	.774	37	54	91	5.1	37-1	12	13	6	7	141	7.8

INTRODUCTION

COACHES & STAFF

PLAYERS

2022-23 REVIEW

RECORDS

HISTORY

AZTEC BASKETBALL MEDIA GUIDE





MOUNTAIN WEST-RECORD 16-TIME CONFERENCE CHAMPIONS

# Jay Pal

# #4



**Forward**

**6-9 • 185**

**Senior**

**Transfer**

**Omaha, Neb.**

**Omaha Central High**

**Campbell/Jacksonville St.**

## Career Highs

Points	*26 vs. UNC Asheville (3-5-23)
Rebounds	*12 at Radford (2-25-23)
Assists	+5 vs. Tennessee State (1-14-21)
Field Goals	*11 vs. UNC Asheville (3-5-23)
Field Goals Att.	*18 vs. UNC Asheville (3-5-23)
3-Pt. Field Goals	*3 vs. Charleston Southern (2-15-23)
	*3 at Longwood (2-4-23)
3-Pt. Field Goals Att.	*7 vs. UNC Asheville (3-5-23)
	*7 at Longwood (2-4-23)
	*7 vs. UNC Asheville (1-28-23)
Free Throws	*8 vs. Presbyterian (3-1-23)
Free Throws Att.	*10 vs. Presbyterian (3-1-23)
Steals	*4 vs. Jacksonville (11-23-22)
Blocked Shots	*4 vs. Jacksonville (11-23-22)
	*4 vs. St. Augustine's College (11-7-22)
Minutes	*41 vs. Charleston Southern (1-21-23)

\* - at Campbell (2022-23), + - at Jacksonville State (2020-21 & 2021-22)

Career Numbers	20-21	21-22	22-23	Total
Games Played	27	28	32	87
Games Started	21	1	32	54
Double-Figure Scoring	2	2	23	12
Led Team in Scoring	0	0	9	9
Led Team in Rebounding	1	2	19	22
Led Team in Assists	1	0	2	3

## Inside The Numbers

- Was the only player in the nation in 2022-23 to shoot at least .580 from the floor, in a minimum of 257 attempts, and hit multiple 3-pointers, while blocking at least 45 shots, dishing out at least 45 assists and garnering at least 30 steals.
- Has eight double digit-rebounding games in his career, which ranks No. 1 among current Aztecs.
- In his final eight games of 2022-23, ranked No. 2 in the Big South averaging 17.5 points, 8.0 rebounds, 2.0 blocks, 1.1 steals, and No. 3 with 1.8 blocks.



INTRODUCTION

COACHES & STAFF

PLAYERS

2022-23 REVIEW

RECORDS

HISTORY

AZTEC BASKETBALL MEDIA GUIDE



# Jay Pal



MOUNTAIN WEST-RECORD 16-TIME CONFERENCE CHAMPIONS

**A** prototypical Aztec wing with strength, speed and the ability to play above and finish at the rim... Has the ability to score from all three levels.

### As a Senior at Campbell (2022-23 Season)

*Big South Rankings:* No. 3 in blocks, No. 3 in defensive rebounding, No. 5 in rebounding, No. 8 in offensive rebounding, No. 16 in scoring  
*NCAA Rankings:* No. 59 in blocks per game, No. 63 in blocks, No. 107 in double doubles, No. 175 in rebounds per game, No. 178 in defensive rebounds per game, No. 186 in rebounding, No. 279 in offensive rebounds per game

A starter in each of the 32 contests in which he appeared... Averaged 12.3 points and 6.9 rebounds in 31.1 minutes per game... Added 48 blocks, 45 assists and 30 steals in 994 minutes of action... Shot 58.0 percent (149-of-257) from the floor, including 32.9 percent (16-of-79) from the bonus distance and 73.4 percent (69-of-94) from the line... His 32 starts and appearances are both career bests... Reached double figure scoring in 23 games, including three games with 20 or more points and a career-best 26 vs. UNC Asheville (3/5) in the cham-

ampionship game of the Big South Conference tournament... Shot at least 40.0 percent 30-of-31 games in which he attempted at least one field goal and shot 50.0 percent or better in 26... Knocked down a career-high three treys vs. Charleston Southern (2/15) and at Longwood (2/4)... Finished with seven games with multiple steals, including a career-best four vs. Jacksonville (11/23) His seven double doubles and seven double-digit rebounding efforts led the Camels and ranked third and fourth, respectively, in the Big South Conference... Set a career-high with 12 boards at Radford (2/25)... Recorded multiple blocks in 14 contests, including a pair of four-swat games, career highs, vs. St. Augustine's (11/7) and Jacksonville (11/23)... More than doubled his steals (13-to-30) and quadrupled his blocks (12-to-48) from 2021-22 to 2022-23... His seven double doubles and seven double-digit rebounding efforts led the Camels and ranked third and fourth, respectively, in the Big South Conference... Was the only player in Division I who on a minimum of 250 field goal attempts shot at least 58.0 percent from the field and at least 32.5 percent from the bonus distance in a minimum of 75 3-point shot attempts... One of 11 players in 2022-23 who are at least 6'9" who had a minimum of 220 rebounds while also shooting at least 32.5 percent from long range with a minimum of 75 3-point attempts.



## 2022-23 Pal Game-By-Game, Sr. (at Campbell)

Date	Opponent	S	MP	FG	3FG	FT	R	F	TP	A	TO	S	B
N.7	ST. AUGUSTINE'S COLLEGE	S	24	4-7	1-4	4-5	8	3	13	1	3	1	4
N.11	at North Carolina State	S	16	2-2	0-0	0-1	2	5	4	0	2	2	0
N.18	at Appalachian State	S	31	2-5	0-2	0-2	6	3	4	2	0	0	1
N.19	vs. Southeastern Louisiana	S	30	5-9	0-2	2-3	9	5	12	0	2	0	3
N.20	vs. Kennesaw State	S	25	3-6	0-0	1-1	6	5	7	1	2	1	0
N.23	JACKSONVILLE	S	38	5-9	0-2	0-0	8	2	10	0	0	4	4
N.27	STETSON	S	38	4-6	1-1	1-1	8	3	10	1	0	3	1
D.2	at East Carolina	S	36	4-11	2-4	0-0	10	3	10	1	0	0	2
D.7	at Evansville	S	37	4-10	0-4	2-3	11	0	10	2	1	0	0
D.14	WILLIAM PEACE	S	25	4-4	0-0	7-8	5	0	15	2	1	0	1
D.17	at Georgia Southern	S	34	3-6	0-0	0-0	7	1	6	4	2	1	0
D.21	UNC WILMINGTON	S	29	6-10	1-3	0-0	8	2	13	2	2	1	0
D.29	*at Presbyterian	S	23	5-7	0-0	7-8	6	5	17	1	1	0	1
D.31	*LONGWOOD	S	24	3-5	1-2	0-0	3	3	7	1	4	1	1
J.4	*GARDNER-WEBB	S	23	2-4	1-3	0-1	5	3	5	3	2	2	1
J.7	*at UNC Asheville	S	36	6-12	2-4	2-2	8	5	13	0	1	0	2
J.11	*at USC Upstate	S	5	0-0	0-0	0-2	2	1	2	0	1	0	0
J.14	*WINTHROP	DNP											
J.18	*RADFORD	DNP											
J.21	*at Charleston Southern	S	41	5-9	1-1	5-5	11	2	16	2	1	2	2
J.25	*at High Point	S	35	6-6	0-0	3-4	8	3	15	1	3	0	2
J.28	*UNC ASHEVILLE	S	32	6-11	2-7	1-1	7	4	15	1	2	1	1
F.1	*USC UPSTATE	S	33	4-8	0-3	1-2	4	3	9	1	1	0	1
F.4	*at Longwood	S	34	6-10	3-7	0-0	4	3	15	0	3	1	1
F.8	*HIGH POINT	S	25	5-6	2-3	2-4	3	2	14	2	3	0	1
F.11	*at Gardner-Webb	S	39	3-7	0-3	2-3	8	5	8	3	1	1	3
F.15	*CHARLESTON SOUTHERN	S	36	10-13	3-5	2-3	1	1	25	0	2	2	2
F.18	*PRESBYTERIAN	S	31	4-9	1-2	2-5	10	1	11	0	3	1	3
F.22	*at Winthrop	S	36	3-6	1-3	4-6	7	5	11	3	5	0	3
F.25	*at Radford	S	36	6-11	0-1	3-5	12	3	15	3	3	1	3
M.1	vs. Presbyterian	S	36	5-9	1-2	8-10	3	0	19	0	1	3	0
M.3	vs. Longwood	S	37	8-14	1-3	6-7	11	2	23	3	2	0	3
M.4	vs. Radford	S	30	5-7	0-1	0-0	4	3	10	1	2	1	0
M.5	vs. UNC Asheville	S	39	11-18	2-7	2-2	10	3	26	4	1	1	2

**Bold Red** indicates season high. **Bold Gold** indicates career high. \* - Big South game. + - Big South Tournament game (Charlotte, N.C.).

### Honors & Awards

**2022-23**  
Big South All-Tournament Team

**2020-21**  
Ohio Valley Conference Commissioner's Honor Roll

### As a Junior at Jacksonville State (2021-22 Season)

Earned one start, vs. Carver College (12/28), in 28 appearances for the ASUN regular-season champions... Averaged 2.9 points and 2.5 rebounds in 11.4 minutes per game... Added 18 assists, 13 steals and 12 blocks in 320 minutes... Shot 50.9 percent (29-of-57) from the field, 19.0 percent (4-of-21) from beyond the arc, and 56.3 percent (18-of-32) from the line... The team finished 21-11 overall, 13-3 in the ASUN and as a No. 15-seed played 2-seed Auburn in the NCAA Tournament... Twice reached double figure scoring with a then career-best 16 points vs. Carver College... Knocked down at least three field goals on four occasions, including a season best six vs. Carver College... In the 18 games in which he attempted at least one field goal, shot 50.0 percent or better in 13 of them... Recorded his first double digit rebounding game with 11 boards vs. La Grange College (12/13)... Finished with three games with at least two steals, including a then career-best three vs. Florida International (12/15)... Had a block in

11 games with a two-block effort at Stetson (2/9) being his season high... Saw a season-high 33 minutes at Virginia Commonwealth (12/8) among six games in which he was on the floor for at least 20 minutes... Shot 29-of-57 (50.9 percent) from the field, including 8-of-13 (61.5 percent) in the final nine games of the campaign.

### As a Sophomore at Jacksonville State (2020-21 Season)

*NCAA Rankings:* No. 318 in blocks  
Appeared in 27 games, earning starting assignments in 21... Averaged 5.2 points, 4.4 rebounds and 1.7 assists in 24.3 minutes per game... Added 46 assists, 18 blocks and 17 steals in 655 total minutes... Shot 52-of-126 (41.3 percent) from the floor, including 16-of-62 (25.8 percent) from three-point range, and 20-of-31 (64.5 percent) from the line... Reached double figure scoring twice, including a season-best 14 at Tennessee State (2/20)... In nearly half of his appearances, 13 games, he shot at least 50.0 percent from the field... Among 14 games with at least five rebounds, totaled a season-best eight vs. Eastern Illinois (2/11)... Established a career-high with five assists vs. Tennessee State (1/14), among 13 contests in which he recorded multiple assists... Had four games - vs. Tennessee Tech (12/16), vs. UT-Martin (12/30), at Eastern Kentucky (1/7), and at Tennessee State - with a season-best two steals... Set a then major college best with two blocks at UT-Martin (2/4), at Southeast

INTRODUCTION  
COACHES & STAFF  
PLAYERS  
2022-23 REVIEW  
RECORDS  
HISTORY  
AZTEC BASKETBALL MEDIA GUIDE





MOUNTAIN WEST-RECORD 16-TIME CONFERENCE CHAMPIONS

### 2021-22 Pal Game-By-Game, Jr. (at Jacksonville State)

Date	Opponent	S	MP	FG	3FG	FT	R	F	A	T	B	S	TP
N.9	at Wichita State		DNP										
N.13	ALABAMA A&M		1	0-0	0-0	0-0	2	0	0	0	0	0	0
N.16	at Troy		5	0-0	0-0	2-2	1	0	1	0	0	0	2
N.22	~vs. Valparaiso		3	0-1	0-1	0-0	0	0	0	0	0	0	0
N.24	~vs. Drexel		20	1-2	0-1	0-0	3	0	1	0	1	1	2
N.27	at Elon		13	2-3	1-1	2-3	4	0	1	0	0	1	7
D.4	SOUTH ALABAMA		6	0-0	0-0	0-0	0	0	0	1	0	0	0
D.8	at Virginia Commonwealth		33	5-8	1-3	0-2	4	2	1	5	0	1	11
D.13	LaGRANGE COLLEGE		21	2-2	0-0	1-4	11	1	0	1	0	1	5
D.15	FLORIDA INTERNATIONAL		22	1-4	0-3	1-2	4	0	1	1	0	3	4
D.18	at Alabama		18	3-5	0-1	1-2	7	2	0	0	1	0	7
D.21	at Little Rock		DNP										
D.28	CARVER COLLEGE	S	24	6-11	1-5	3-4	5	0	4	0	0	0	16
D.30	MIDDLE GEORGIA		DNP										
J.8	*at North Alabama		17	0-1	0-0	0-1	3	1	0	1	0	1	0
J.11	*LIPSCOMB		6	1-2	0-1	1-2	0	0	2	0	0	0	3
J.15	*at Eastern Kentucky		22	0-4	0-2	1-2	2	2	2	0	1	2	1
J.18	*at Central Arkansas		5	0-0	0-0	1-2	3	0	0	0	0	0	1
J.22	*FLORIDA GULF COAST		13	0-1	0-1	0-0	1	0	2	0	1	0	0
J.24	*BELLARMINE		10	0-0	0-0	0-0	1	1	0	0	0	0	0
J.27	*at Kennesaw State		5	0-0	0-0	0-0	0	0	0	0	0	0	0
J.29	*at Liberty		7	0-0	0-0	0-0	1	1	0	0	1	0	0
F.3	*NORTH FLORIDA		16	3-5	0-0	2-2	6	1	1	0	1	0	8
F.5	*JACKSONVILLE		DNP										
F.9	*at Stetson		11	1-2	0-0	2-2	4	2	0	0	2	1	4
F.12	*CENTRAL ARKANSAS		3	0-1	0-1	0-0	2	0	0	0	1	0	0
F.16	*at Lipscomb		DNP										
F.20	*at Bellarmine		0+	0-0	0-0	0-0	0	0	0	0	0	0	0
F.23	*EASTERN KENTUCKY		8	2-3	1-1	0-2	1	1	0	1	1	1	5
F.26	*NORTH ALABAMA		10	1-1	0-0	0-0	4	0	1	2	1	0	2
M.3	+vs. KENNESAW STATE		12	1-1	0-0	0-0	2	0	1	1	1	2	2
M.5	+vs. JACKSONVILLE		1	0-0	0-0	0-0	0	0	0	0	0	0	0
M.18	#vs. Auburn		8	0-0	0-0	0-0	0	1	0	0	0	0	0

**Bold Red** indicates season high. **Bold Gold** indicates career high. ~ - at Baha Mar Convention Center (Nassau, Bahamas). \* - ASUN game. + - ASUN Tournament game (Jacksonville, Ala.). # - NCAA Tournament (Greenville, S.C.).

Missouri (2/6), vs. Eastern Illinois (2/11) and vs. Murray State (3/4)... Played at least 20 minutes in 23-of-27 appearances, including a season-high 36 at Moorehead State (1/9).

#### As a Freshman at Clarendon (Texas) College (2019-20 Season)

Appeared in 16 games, including nine starts... Averaged 10.3 points and 5.6 rebounds... Shot 59.0 percent from the field, including 55.3 percent from distance... Helped lead the program to a 29-3 record and a top-10 National Junior College Athletic Association (NJCAA) ranking.

#### High School

A 2018 graduate of Omaha (Neb.) Central High School... As a senior averaged 12.6 points on 63.7 percent shooting from the floor, 8.7 rebounds, 2.9 blocks and 1.2 assists according to Maxpreps.com... In three varsity seasons, his team posted an overall record of 61-16, including a 28-9 mark in District 30 play... Spent a post-graduate year, 2018-19, at the Skills Factory in Atlanta, Ga.

### 2020-21 Pal Game-By-Game, So. (at Jacksonville State)

Date	Opponent	S	MP	FG	3FG	FT	R	F	A	T	B	S	TP
N.25	at Alabama		23	1-3	1-2	0-0	7	2	1	1	0	0	3
N.27	~vs. Florida Atlantic		26	0-3	0-2	3-4	1	4	1	1	1	0	3
N.29	~at South Alabama		20	2-3	0-1	1-2	4	3	2	1	1	0	5
N.30	~vs. Mobile		19	1-3	1-3	0-0	3	2	1	0	0	0	3
F.4	at Florida International		23	3-4	0-0	0-1	5	2	1	2	0	0	6
F.6	at Florida International		DNP										
D.13	*at Tennessee Tech	S	19	0-2	0-2	2-2	3	2	2	0	1	0	2
D.16	*TENNESSEE TECH	S	24	2-4	2-3	1-2	5	0	0	2	1	2	7
D.18	GEORGIA SOUTHWESTERN		DNP										
D.27	CARVER COLLEGE	S	11	3-5	2-4	0-2	2	0	1	2	1	1	8
D.30	*UT MARTIN	S	28	2-7	1-4	2-2	7	5	2	1	1	2	7
J.7	*at Eastern Kentucky	S	34	3-8	0-2	2-2	7	3	2	1	0	2	8
J.9	*at Moorehead State	S	36	2-8	2-6	0-0	5	2	1	2	1	1	6
J.14	*TENNESSEE STATE	S	29	5-9	0-2	0-0	7	2	5	1	0	1	10
J.16	*BELMONT	S	22	3-6	1-3	0-0	4	1	4	0	1	0	7
J.21	*at Murray State	S	29	2-5	0-3	0-0	3	0	1	4	0	0	4
J.23	*at Austin Peay	S	16	1-2	0-1	0-0	3	3	1	3	0	0	2
J.28	*MOOREHEAD STATE	S	34	2-4	0-1	3-3	4	4	0	2	0	1	7
F.2	*EASTERN KENTUCKY	S	29	2-4	1-2	0-0	7	5	2	3	0	1	5
F.4	*at UT Martin	S	26	3-8	2-5	0-0	6	1	3	3	2	0	8
F.6	*at Southeast Missouri	S	23	2-5	1-3	0-1	5	2	2	1	2	0	5
F.11	*EASTERN ILLINOIS	S	31	1-7	0-3	1-2	8	1	2	1	2	0	3
F.13	*SIUE	S	24	3-6	0-3	0-0	5	2	4	1	0	1	6
F.15	*SIUE		DNP										
F.18	*at Belmont	S	20	2-5	0-1	0-0	6	3	0	1	1	1	4
F.20	*at Tennessee State	S	31	5-8	1-2	3-6	6	0	2	1	0	2	14
F.25	*MURRAY STATE	S	21	0-3	0-1	2-2	2	2	4	2	0	1	2
F.27	*AUSTIN PEAY		13	0-0	0-0	0-0	2	0	1	0	0	0	0
M.4	+vs. Murray State	S	22	1-2	0-1	0-0	1	3	1	1	2	1	2
M.5	+vs. Belmont	S	22	1-2	1-2	0-0	2	2	0	2	1	0	3

**Bold Red** indicates season high. **Bold Gold** indicates career high. \* - Ohio Valley game. + - Ohio Valley Tournament game (Evansville, Ind.). ~ - Goldie & Herman Ungar Memorial Tournament (Mobile, Ala.).



### Pal's Career Statistics

Year	G-GS	Min.-Avg.	FG-FGA	Pct.	3P-3PA	Pct.	FT-FTA	Pct.	OR	DR	Reb	Avg.	PF-D	AT	TO	BS	ST	Pts	Avg.
20-21+	27-21	655-24.3	52-126	.413	16-62	.258	20-31	.645	34	86	120	4.4	56-2	46	39	18	17	140	5.2
21-22+	28-1	320-11.4	29-57	.509	4-21	.190	18-32	.563	20	51	71	2.5	15-0	18	13	12	13	80	2.9
22-23*	32-32	994-31.1	149-257	.580	26-79	.329	69-94	.734	65	156	221	6.9	88-7	45	57	48	30	393	12.3
<b>TOTAL</b>	<b>87-54</b>	<b>1,969-22.6</b>	<b>230-440</b>	<b>.523</b>	<b>46-162</b>	<b>.284</b>	<b>107-157</b>	<b>.682</b>	<b>119</b>	<b>293</b>	<b>412</b>	<b>4.7</b>	<b>159-9</b>	<b>109</b>	<b>109</b>	<b>78</b>	<b>60</b>	<b>613</b>	<b>7.0</b>

+ - at Jacksonville State \* - at Campbell





MOUNTAIN WEST-RECORD 16-TIME CONFERENCE CHAMPIONS

# Micah Parrish

# #3



**Forward**  
**6-6 • 195**  
**Senior - 1 Letter**  
**Detroit, Mich.**  
**River Rouge High**  
**Oakland University**

## Career Highs

Points	20 at Wright State (3-3-22)
	20 vs. Cleveland State (2-26-22)
	20 at Northern Kentucky (2-4-22)
Rebounds	12 at West Virginia (11-9-21)
	12 at Milwaukee (2-20-21)
	12 vs. Cleveland State (2-5-21)
Assists	4 - 5 times; last at Robert Morris (2-11-22)
Field Goals	8 vs. Kennesaw State (12-12-22)
Field Goals Att.	14 vs. Purdue Fort Wayne (2-24-22)
	14 at Northern Kentucky (2-4-22)
3-Pt. Field Goals	5 vs. Wright State (2-18-22)
3-Pt. Field Goals Att.	10 vs. IUPUI (3-1-22)
Free Throws	11 at Robert Morris (2-13-21)
Free Throws Att.	15 at Robert Morris (2-13-21)
Steals	4 - 7 times; last vs. Detroit (1-23-21)
Blocked Shots	2 - 7 times; last vs. Colorado State (3-9-23)
Minutes	48:09 at Milwaukee (2-20-21)

Career Numbers	20-21	21-22	22-23	Total
Games Played	29	30	39	98
Games Started	27	30	1	58
Double-Figure Scoring	14	19	9	42
Led Team in Scoring	1	3	2	6
Led Team in Rebounding	7	6	2	15
Led Team in Assists	0	2	1	3

## Inside The Numbers

- One of two Division I freshman in 2020-21, who are 6-6 or shorter that shot at least 55 percent from the floor.
- Versus top-25 competition, averages 7.4 points, 4.9 rebounds while shooting 40 percent from the floor.
- Has averaged 2.0 steals per 40 minutes played and has recorded multiple steals in 37-of-98 games played with a single-game best 4 steals seven times.
- Totaled a field goal percentage of .500 or better 44 times in 98 career games.
- Enters the 2023-24 season 93 points from 1,000 for his career.
- For his career, when he grabs at least 4 rebounds in a game, his teams have a 44-23 record and when he has done it in an Aztec uniform the team is 19-2.



INTRODUCTION

COACHES & STAFF

PLAYERS

2022-23 REVIEW

RECORDS

HISTORY

AZTEC BASKETBALL MEDIA GUIDE



# Micah Parrish



MOUNTAIN WEST-RECORD 16-TIME CONFERENCE CHAMPIONS

**A** scorer who can hit from all three levels... Has the body of a prototypical Aztecs guard... long, can run the floor, and is a shutdown defender.

## As a Junior (2022-23 Season)

*SDSU Single-Season Rankings: No. 7 in wins*  
 Appeared in 39 games, including a start vs. Occidental (12/2)... Averaged 7.4 points and 3.6 rebounds in 21.5 minutes per game... Added 25 assists, 27 steals and 12 blocks in 837:11 of floor time... Shot 37.8 percent (93-of-246) from the field, 35.3 percent (49-of-139) from the bonus distance and 76.4 percent (55-of-72) from the line... His 39 appearances are a single-season high... Hit the game winning 3-pointer vs. UC Irvine (11/29) with two seconds remaining in a 72-69 victory... Scored in double figures in nine games (SDSU was 7-2 in those games), including a season-high 19 points vs. Kennesaw State (12/12)... In four games in

## Honors & Awards

**2021-22**  
 Horizon League All-Defensive Team

**2020-21**  
 Horizon League All-Freshman Team  
 Two-Time Horizon League Freshman of the Week

which he scored at least 15 points the Aztecs were 4-0... Established a new career-high with eight field goals vs. Kennesaw State among nine games in which he knocked down at least four field goals and 23 games with multiple shots made... Made a season-best four 3-pointers vs. Occidental among 16 games in which he sank multiple 3-pointers... Shot 40.0 percent or better from the bonus distance in 19 contests... Made 75.0 percent of his free throws in 16 of the 25 games in which he went to the line... Pulled down four or more rebounds in 21 games (SDSU was 19-2 in those games), with a single-game high eight board vs. 1-seed Alabama in the Sweet 16 at the NCAA Tournament (3/24)... In nine contests (SDSU was 8-1 in those games) totaled multiple



## 2022-23 Parrish Game-By-Game, Jr.

Date	Opponent	S	MP	FG	3FG	FT	R	F	T	A	TO	S	B
N.7	CAL STATE FULLERTON		21	1-3	1-1	2-2	0	0	5	2	1	1	0
N.11	BRIGHAM YOUNG		19	0-3	0-2	<b>7-8</b>	2	0	7	2	1	<b>3</b>	0
N.15	at Stanford		18	3-7	2-5	1-1	2	4	9	0	0	0	0
N.21	~vs. Ohio State		23	6-8	3-5	0-1	5	1	15	1	0	0	0
N.22	~vs. Arizona		25	4-7	2-5	0-0	4	2	10	0	2	1	0
N.23	~vs. Arkansas		28	0-4	0-4	2-2	1	2	2	1	2	1	0
N.29	UC IRVINE		21	3-7	2-3	1-2	5	1	9	0	2	1	0
D.2	OCCIDENTAL	S	25	5-11	<b>4-9</b>	0-1	2	0	14	0	2	1	0
D.5	TROY		14	0-4	0-2	0-0	2	1	0	0	2	1	0
D.10	@vs. Saint Mary's		18	1-4	1-2	1-2	1	1	4	0	1	0	0
D.12	KENNESAW STATE		26	<b>8-13</b>	3-7	0-1	2	4	<b>19</b>	0	0	2	0
D.20	UC SAN DIEGO		21	2-6	1-3	0-0	6	2	5	0	1	1	<b>2</b>
D.28	*AIR FORCE		12	1-3	1-3	3-3	1	2	6	0	2	0	0
D.31	*at UNLV		18	2-5	0-2	0-0	5	1	4	1	2	2	1
J.7	*at Wyoming		24	2-4	1-3	0-0	4	4	5	1	2	1	1
J.10	*NEVADA		15	1-6	0-2	1-2	4	2	3	1	2	0	1
J.14	*NEW MEXICO		20	3-8	0-4	3-4	4	1	9	0	1	0	0
J.18	*at Colorado State		<b>30</b>	5-5	3-3	2-3	5	2	15	0	2	<b>3</b>	0
J.21	*at Air Force		24	0-4	0-1	<b>7-7</b>	2	3	7	2	0	0	0
J.25	*UTAH STATE		21	2-6	2-4	3-4	2	0	9	1	0	1	0
J.28	*SAN JOSE STATE		20	1-2	0-0	0-0	4	2	2	1	1	1	0
J.31	*at Nevada		24	1-4	1-3	3-4	3	4	6	0	0	0	0
F.3	*BOISE STATE		23	2-4	0-1	0-0	5	3	4	0	1	0	0
F.8	*at Utah State		21	5-10	2-4	0-0	6	5	12	0	1	1	0
F.11	*UNLV		24	4-8	1-4	0-0	4	3	9	1	1	1	0
F.15	*at Fresno State		19	2-8	2-3	0-0	3	1	6	0	1	0	0
F.21	*COLORADO STATE		19	4-8	3-5	1-2	2	1	12	1	0	2	0
F.25	*at New Mexico		20	3-5	1-1	0-0	1	1	7	2	1	0	0
F.28	*at Boise State		24	3-6	2-3	3-3	3	3	11	1	1	0	1
M.4	*WYOMING		25	2-6	2-4	0-0	6	2	6	2	1	1	<b>2</b>
M.9	+vs. Colorado State		24	1-5	1-4	3-4	4	1	6	1	0	1	<b>2</b>
M.10	+vs. San Jose State		20	3-12	1-4	2-2	7	3	9	0	0	0	0
M.11	+vs. Utah State		23	1-9	0-7	3-4	4	2	5	1	1	0	0
M.16	#vs. Charleston		24	2-5	1-2	2-2	5	1	7	0	1	1	1
M.18	#vs. Furman		21	6-11	2-5	2-2	6	3	16	0	4	0	1
M.24	^vs. Alabama		28	2-8	2-6	3-4	<b>8</b>	3	9	<b>3</b>	1	0	0
M.26	^vs. Creighton		16	0-6	0-5	0-0	3	4	0	0	0	0	0
A.1	Svs. Florida Atlantic		21	2-6	2-4	0-2	5	2	6	0	0	0	0
A.3	Svs. Connecticut		17	0-5	0-4	0-0	3	4	0	0	0	0	0

**Bold Red** indicates season high. **Bold Gold** indicates career high. \* - Mountain West game. + - Mountain West Tournament game (Las Vegas, Nevada). ~ - at Lahaina Civic Center (Lahaina, Maui). @ - at Footprint Center (Phoenix, Ariz.). # - NCAA Tournament (Orlando, Fla). ^ - NCAA Tournament (Louisville, Ky.). S - Final Four (Houston, Texas)

offensive rebounds, including single-game bests of three at Colorado State (1/18), at Utah State and vs. San Jose State in the semifinal of the Mountain West Tournament (3/10)... Produced a season-best three steals vs. Brigham Young (11/11) and at Colorado State among five games with multiple thefts (SDSU was 5-0 in those games)... Equaled a career-best two blocks vs. UC San Diego (12/20), vs. Wyoming (3/4) and against Colorado State (3/9) in the quarterfinal round of the Mountain West Tournament... Dished out multiple assists in six contests (SDSU was 6-0 in those games) including a season-high three dimes vs. 1-seed Alabama in the Sweet 16 at the NCAA Tournament... Played 20 minutes or more in 27 games, including a season-high 29:45 at Colorado State (1/18)... His 128 career steals and 487 rebounds rank No. 214 and No. 404, respectively, among active Division I players.

## As a Sophomore at Oakland University (2021-22 Season)

*Horizon League Rankings: No. 6 in steals per game, No. 7 in free-throw percentage, No. 8 in steals, No.*

*8 in minutes per game, No. 9 in free throws, No. 15 in minutes*  
*NCAA Rankings: No. 105 in steals per game, No. 115 in steals, No. 122 in minutes per game, No. 154 in free-throw percentage, No. 285 in free throws, No. 314 in minutes*

A starter in each of the 30 contests in which he appeared... Averaged 12.1 points and 6.0 rebounds in 34.3 minutes per game... Added 43 assists, 51 steals and 17 blocks in 1,030 total minutes... Shot 44.0 percent (114-of-259) from the floor, 35.3 percent (47-of-133) from beyond the arc, and 80.0 percent (88-of-110) from the charity stripe... Reached double figure scoring in 19 games, including posting a career-high 20 points at Northern Kentucky (2/4), vs. Cleveland State (2/26) and at Wright State (3/3)... Totaled two double doubles: 10 points and 12 rebounds at West Virginia (11/9) and 15 points and 11 rebounds at Bowling Green (12/7)... Hit at least one field goal in every appearance and knocked down at least four in 16 games, including a career-high matching seven vs. Ohio Christian (1/7)... Attempted double digit shots



# Micah Parrish



MOUNTAIN WEST-RECORD 16-TIME CONFERENCE CHAMPIONS

### 2021-22 Parrish Game-By-Game, So. (at Oakland)

Date	Opponent	S	MP	FG	3FG	FT	R	F	TP	A	TO	S	B
N.9	at West Virginia	S	35	4-3	0-5	2-2	<b>12</b>	4	10	1	3	2	0
N.12	at Oklahoma State	S	32	1-3	0-2	4-5	5	1	6	2	3	2	0
N.17	Toledo	S	17	1-5	0-2	0-1	3	5	2	1	3	1	0
N.19	at Alabama	S	33	2-6	1-3	2-2	4	2	7	1	2	1	0
N.22	~vs. Vermont	S	37	1-7	1-4	0-0	7	1	3	2	1	0	1
N.23	~vs. Rice	S	38	3-9	2-4	0-0	8	2	8	3	0	2	0
N.24	~vs. Delaware	S	38	2-5	0-3	2-4	3	2	6	1	2	1	1
D.2	*at Illinois-Chicago	S	39	4-4	1-1	4-4	8	2	13	0	1	2	0
D.4	*at IUPUI	S	29	3-5	1-3	7-7	5	3	14	1	3	3	0
D.7	at Bowling Green	S	37	6-11	1-5	2-3	11	2	15	0	0	1	0
D.21	Michigan State	S	<b>40</b>	5-8	2-4	7-9	8	4	19	1	0	2	0
D.30	*Robert Morris		DNP										
J.1	*Youngstown State		DNP										
J.7	Ohio Christian	S	31	<b>7-13</b>	1-6	2-2	8	1	17	4	3	2	0
J.9	*Milwaukee	S	35	5-8	3-5	6-7	5	3	19	0	1	2	1
J.13	*at Cleveland State	S	37	4-12	2-4	1-2	6	4	11	2	2	2	0
J.15	*at Purdue Fort Wayne	S	38	2-6	2-4	2-4	5	2	8	0	0	0	0
J.20	*at Milwaukee	S	36	3-7	0-1	5-6	5	0	11	0	0	0	0
J.22	*at Green Bay	S	20	1-7	0-1	0-0	3	4	2	1	0	0	0
J.24	Michigan-Dearborn	S	24	3-7	0-3	5-6	5	0	11	4	2	4	1
J.29	*Illinois-Chicago	S	34	5-8	3-5	0-0	6	3	13	2	1	3	1
F.4	*at Northern Kentucky	S	38	<b>6-14</b>	4-8	4-6	4	5	<b>20</b>	2	2	2	1
F.5	*at Wright State	S	33	3-8	0-3	1-1	11	5	7	2	3	0	0
F.9	*at Youngstown State	S	34	2-6	2-4	3-4	4	4	9	0	5	1	0
F.11	*at Robert Morris	S	39	6-11	2-5	1-2	9	0	15	4	2	1	0
F.13	*Detroit Mercy	S	38	5-13	2-6	5-5	6	2	17	1	1	2	1
F.18	*Wright State	S	39	5-8	<b>5-7</b>	0-0	3	2	15	0	4	1	0
F.20	*Northern Kentucky	S	36	5-8	3-5	5-6	4	1	18	1	5	4	0
F.24	*Purdue Fort Wayne	S	32	<b>6-14</b>	3-8	3-4	2	0	18	0	1	4	0
F.26	*Cleveland State	S	<b>40</b>	6-12	3-8	5-6	8	3	<b>20</b>	3	3	2	0
M.1	+IUPUI	S	38	3-13	<b>1-10</b>	2-2	4	3	9	3	1	4	0
M.3	+Sat Wright State	S	33	5-8	2-4	<b>8-10</b>	7	4	<b>20</b>	0	1	0	0

**Bold Red** indicates season high. **Bold Gold** indicates career high. \* - Horizon League game. + - Horizon League Tournament game (! - Rochester, Mich.; S - Dayton, Ohio). ~ - Gulf Coast Showcase (Ester, Fla.).

in 10 games led by 14 shot assaults at Northern Kentucky (2/4) and Purdue Fort Wayne (2/24)... Also recorded 13 shots at West Virginia (11/9), vs. Ohio Christian (1/7), Detroit (2/13) and IUPUI (3/1), took 12 at Cleveland State (1/13) and vs. Cleveland State (2/26) and had 11 at Bowling Green (12/7) and at Robert Morris (2/11)... Never failed to attempt at least three shots in a game... Shot at least 40.0 percent in 17 contests and 50.0 percent or better in 12 games... Recorded a career-high five 3-pointers vs. Wright State (2/18), had four at Northern Kentucky (2/4), and hit three vs. Milwaukee (1/9), vs. Illinois-Chicago (1/29), vs. Northern Kentucky (2/20), vs. Purdue Fort Worth (2/24) and vs. Cleveland State (2/26) among 15 games with multiple threes... Attempted a career-high 10 3-pointers vs. IUPUI (3/1) and added three games: at Northern Kentucky (2/4), vs. Purdue Fort Worth (2/24) and vs. Cleveland State (2/26) with eight attempts among 27 contests in which he attempted at least two triples... Attempted 10 free throws and knocked down eight of them, both season-highs at Wright State (3/3)... Was perfect from the line in eight games led by a 7-of-7 effort at IUPUI (12/4) and a 5-of-5 night vs. Detroit (2/13)... Totaled double digit rebounds in three contests: matching his career-high with 12 at West Virginia (11/9) and 11 each at Bowling Green (12/7) and at Wright State (2/5)... Grabbed at least five boards in 20 games and the Golden Grizzlies were 14-6 in those contests... Set a new career-best with eight offensive rebounds at West Virginia (11/9) among 12 games in which he had multiple offensive boards... Snatched at least four defensive boards in 20 con-

tests, with his career-high nine coming at Wright State (2/5), and had eight defensive rebounds at Robert Morris (2/11)... Among 13 games with multiple assists, Oakland was 11-2 in those contests, he matched his career-high four in three games: vs. Ohio Christian (1/7), vs. Michigan-Dearborn (1/24), and at Robert Morris (2/11)... Had four steals, equaling his career-best, vs. Michigan-Dearborn (1/24), vs. Northern Kentucky (2/20), vs. Purdue Fort Wayne (2/24) and IUPUI (3/1) among 17 games in which he recorded multiple steals (Oakland was 12-5 in those games)... Swatted single shots vs. Vermont (11/22), vs. Delaware (11/24), vs. Milwaukee (1/9), vs. Michigan-Dearborn (1/24), vs. Illinois-Chicago (1/29), at Northern Kentucky (2/4) and vs. Detroit (2/13)... Played double-digit minutes in every game, including 30 or more in 28 contests and twice: vs. No. 11 Michigan State (12/21) and Cleveland State (2/26), played a season-high 40.

### As a Freshman at Oakland University (2020-21)

**Horizon League Rankings:** No. 1 in steals, No. 3 in steals per game, No. 9 in minutes, No. 10 in offensive rebounds, No. 11 in rebounds, No. 14 in double doubles

**NCAA Rankings:** No. 34 in steals, No. 82 in steals per game, No. 137 in offensive rebounds, No. 186 in rebounds, No. 212 in minutes, No. 333 in double doubles

Appeared in 29 contests with 27 starts... Averaged 8.8 points and 5.8 rebounds in 29.0 minutes per game... Added 43 assists, 50 steals and 15 blocks

### 2020-21 Parrish Game-By-Game, Fr. (at Oakland)

Date	Opponent	S	MP	FG	3FG	FT	R	F	TP	A	TO	S	B
N.25	~ at Xavier		20	1-6	0-3	0-0	8	0	2	1	0	3	0
N.26	~ vs. Toledo		18	1-2	0-0	0-0	5	2	2	0	0	1	0
N.27	~ vs. Bradley	S	29	2-6	<b>2-3</b>	4-5	8	5	10	2	0	2	1
N.29	at Michigan	S	38	2-2	<b>2-2</b>	2-3	8	2	8	0	0	1	0
D.1	at Purdue	S	30	2-6	0-1	2-2	3	0	6	1	2	1	0
D.5	at Oklahoma State	S	14	0-2	0-0	0-2	2	4	0	1	1	2	0
D.13	at Michigan State	S	26	3-4	0-1	0-2	3	4	6	2	0	2	0
D.19	*at Illinois-Chicago	S	17	0-1	0-0	1-2	3	2	1	0	0	0	0
D.20	*at Illinois-Chicago	S	13	0-3	0-2	0-2	0	2	0	0	0	1	0
D.26	*at Detroit Mercy	S	33	<b>7-10</b>	<b>1-3</b>	3-6	8	2	<b>18</b>	1	3	2	0
D.27	*at Detroit Mercy	S	23	2-3	0-0	3-3	5	2	7	2	2	0	0
J.1	*Wright State	S	17	1-6	0-1	0-0	3	1	2	0	3	1	1
J.2	*Wright State	S	21	3-5	1-2	1-1	5	3	8	0	2	2	2
J.8	*at Green Bay		DNP										
J.9	*at Green Bay	S	25	4-6	0-1	2-2	6	5	10	0	2	2	0
J.15	*Youngstown State	S	24	3-4	0-1	0-0	4	1	6	1	2	1	0
J.16	*Youngstown State	S	29	5-5	1-1	2-2	6	4	13	0	1	0	2
J.22	*Detroit Mercy	S	27	2-3	1-1	3-3	7	3	8	3	1	2	0
J.23	*Detroit Mercy	S	34	3-7	0-2	0-0	8	3	6	2	0	4	0
J.29	*at Purdue Fort Wayne	S	33	5-8	0-1	1-1	3	2	11	0	2	3	1
J.30	*at Purdue Fort Wayne	S	30	4-7	0-2	2-3	3	3	10	2	0	0	0
F.5	*Cleveland State	S	33	5-10	<b>1-3</b>	2-3	<b>12</b>	3	13	0	1	3	0
F.6	*Cleveland State	S	35	6-8	1-1	1-3	7	5	14	1	0	3	1
F.12	*at Robert Morris	S	44	6-8	0-0	3-4	6	4	15	0	1	1	0
F.13	*at Robert Morris	S	35	3-4	1-2	<b>11-15</b>	7	4	<b>18</b>	1	3	4	0
F.19	*at Milwaukee	S	29	5-7	<b>2-3</b>	2-2	8	4	14	0	1	1	1
F.20	*at Milwaukee	S	<b>48</b>	<b>6-13</b>	0-0	5-6	12	2	17	2	1	0	2
M.2	+!Youngstown State	S	44	6-9	0-2	0-0	4	2	12	2	3	4	1
M.8	+Svs. Northern Kentucky	S	34	3-8	1-2	0-0	4	3	7	4	1	1	1
M.9	+Svs. Cleveland State	S	39	3-6	<b>1-3</b>	3-3	9	2	10	4	2	2	2

**Bold Red** indicates season high. **Bold Gold** indicates career high. \* - Horizon League game. + - Horizon League Tournament game (! - Rochester, Mich.; S - Indianapolis, Ind.). ~ - Xavier Invitational (Cincinnati, Ohio).



INTRODUCTION  
 COACHES & STAFF  
 PLAYERS  
 2022-23 REVIEW  
 RECORDS  
 HISTORY  
 AZTEC BASKETBALL MEDIA GUIDE



# Micah Parrish



MOUNTAIN WEST-RECORD 16-TIME CONFERENCE CHAMPIONS



in a total of 842 minutes... Shot 55.0 percent (93-of-163) from the field, 34.9 percent (15-of-43) from the bonus distance and 70.7 percent (53-of-75) from the line... Posted 1.56 and 1.03 steal and assist-to-turnover ratios, respectively... Reached double figure scoring in 14 games, including a season-high 18 points on two occasions: at Detroit (12/26) and at Robert Morris (2/13)... Recorded two double doubles: 13 points and 12 rebounds vs. Cleveland State (2/5) and 17 points and 12 rebounds at Milwaukee (2/20)... Hit at least four field goals in 11 contests with a single game-best of seven at Detroit (12/26)... Attempted double digit shots in three games: a season-high 13 at Milwaukee (2/20), and 10 each at Detroit (12/26) and vs. Cleveland State (2/5)... Shot over 40.0 percent in 21 games, over 50.0 percent in 19, over 60.0 percent in 15 and 70.0 percent of higher in nine... Hit a season-best two 3-pointers vs. Bradley (11/27), at No. 25 Michigan (11/29) and at Milwaukee (2/19)

among 12 games in which he made a three... Hoisted a trey in 14 contests with a single-game high two at Xavier (11/25), vs. Bradley (11/27), at Detroit (12/26), vs. Cleveland State (2/5), at Milwaukee (2/19) and vs. Cleveland State (3/9) in the championship game of the Horizon League tournament... Knocked down a season-best 11 free throws at Robert Morris (2/13), where he attempted a season-high 15... Nabbed multiple rebounds in 28 games with a season-high 12 coming vs. Cleveland State (2/5) and then matched at Milwaukee (2/20)... Pulled down at least five boards in 18 games and eight or more in nine contests... Best game on the offensive glass came at Milwaukee (2/20) where had 7 boards and grabbed multiple offensive rebounds 19 times... In four games: vs. Detroit (1/23), vs. Cleveland State (2/5), at Milwaukee and vs. Cleveland State (3/9) in the championship game of the Horizon League tournament, he recorded a season-best seven defensive rebounds... Had at least two assists in 11 games,

with a pair of four assist efforts as his season-best: vs. Northern Kentucky (3/8) and vs. Cleveland State (3/9) in the semifinal and championship games of the Horizon League tournament, respectively... On three occasions recorded a season-high four steals: vs. Detroit (1/23), at Robert Morris (2/13) and vs. Youngstown State (3/2) among 15 games with multiple steals... Had four games with a single-game high two blocks: vs. Wright State (1/2), Youngstown State (1/16), at Milwaukee (2/20) and vs. Cleveland State in the championship game of the Horizon League tournament... Played double digit minutes in each of his appearances, including at least 30 minutes in 14 contests and a season high 48 at Milwaukee (2/20)... Named the Horizon League Freshman of the Week on Dec. 28 after averaging 12.5 points, 6.5 rebounds, 1.5 assists and 1.5 steals in a pair of games at Detroit (12/26 & 27) where he shot 69.2 percent (9-of-13), 33.3 percent (1-of-3) from beyond the arc and knocked down 66.7 percent

(6-of-9) of his shots from the line... Earned second the Horizon League Freshman of the Week honor on Feb. 15 after averaging 16.5 points, 6.5 rebounds and 2.5 steals while shooting 75.0 percent (9-of-12) from the field, 50.0 percent (1-of-2) from distance, and 73.7 percent (14-of-19) from the line in a pair of games at Robert Morris (2/12 & 13).

### High School

In 2019-20, in a post-graduate roll, he competed at Hillcrest Prep, in Phoenix, Arizona, and led the team to a 30-5 record... In a four-year career at River Rouge (Mich.) High in which his teams went a combined 94-12, including 33-2 in Michigan Metro League play, he won a pair of conference titles and led the team to the championship game of the 2019 Michigan High School Athletic Association's Division 2, according to MaxPreps.

## Parrish's Career Statistics

Year	G-GS	Min.-Avg.	FG-FGA	Pct.	3P-3PA	Pct.	FT-FTA	Pct.	OR	DR	Reb	Avg.	PF-D	AT	TO	BS	ST	Pts	Avg.
2020-21*	29-27	842-29.0	93-169	.550	15-43	.349	53-75	.707	69	98	167	5.8	79-3	33	32	15	50	254	8.8
2021-22*	30-30	1030-34.3	114-259	.440	47-133	.353	88-110	.800	50	129	179	6.0	74-3	43	56	7	51	363	12.1
2022-23	39-1	831-21.3	93-246	.378	49-139	.353	55-72	.764	33	108	141	3.6	81-1	25	40	12	27	290	7.4
<b>Total</b>	<b>98-58</b>	<b>2703-27.6</b>	<b>300-674</b>	<b>.445</b>	<b>111-315</b>	<b>.352</b>	<b>196-257</b>	<b>.763</b>	<b>152</b>	<b>335</b>	<b>487</b>	<b>5.0</b>	<b>243-7</b>	<b>101</b>	<b>128</b>	<b>34</b>	<b>128</b>	<b>907</b>	<b>9.3</b>

\* - at Oakland

### MW Career Statistics

Year	G-GS	Min.-Avg.	FG-FGA	Pct.	3P-3PA	Pct.	FT-FTA	Pct.	OR	DR	Reb	Avg.	PF-D	AT	TO	BS	ST	Pts	Avg.
2022-23	18-0	380-21.1	43-102	.422	21-50	.420	26-32	.813	19	45	64	3.6	40-1	14	19	6	13	133	7.4

INTRODUCTION

COACHES & STAFF

PLAYERS

2022-23 REVIEW

RECORDS

HISTORY

AZTEC BASKETBALL MEDIA GUIDE





MOUNTAIN WEST-RECORD 16-TIME CONFERENCE CHAMPIONS

# Darrion Trammell

# #12



**Guard**  
**5-10 • 175**  
**Senior - 1 Letter**  
**Marin City, Calif.**  
**Saint Ignatius High**  
**City College of San Francisco**  
**Seattle U**

## Career Highs

Points	+39 vs. Abilene Christian (3-11-22)
Rebounds	+8 vs. Utah Valley (1-12-22)
Assists	+13 vs. Portland (12-30-20)
Field Goals	+12 vs. UC San Diego (12-12-21)
Field Goals Att.	+24 at Long Beach State (12-6-20)
3-Pt. Field Goals	+5 at Cal Baptist (3-5-21)
	+5 at Dixie State (2-6-21)
	+5 at Long Beach State (12-6-20)
3-Pt. Field Goals Att.	+12 at Cal Baptist (3-5-21)
Free Throws	+17 vs. Abilene Christian (3-11-22)
Free Throws Att.	+20 vs. Abilene Christian (3-11-22)
Steals	+6 vs. UC San Diego (12-12-21)
	+6 vs. McNeese State (12-1-21)
Blocked Shots	2 vs. UNLV (2-11-23)
	+2 vs. CSUN (11-30-20)
Minutes	+42 at Cal Baptist (1-17-22)

Career Numbers	20-21	21-22	22-23	Total
Games Played	23	31	38	92
Games Started	18	31	37	86
Double-Figure Scoring	21	28	18	67
Led Team in Scoring	13	13	6	32
Led Team in Rebounding	2	4	0	6
Led Team in Assists	21	27	19	67

## Inside The Numbers

- One of two players in the nation listed as 5-10 or shorter who totaled at least 1,383 points in the last three seasons.
- The first Aztec to win an NCAA Regional Most Outstanding Player award (2023 South Regional).
- According to Synergy Sports, in 2021-22 his 6.9 points per game off pick and rolls were the fifth most in the nation.
- Has reached double figure scoring in 67-of-92 games, scored 20+ points in 26 games and 30+ five times.



INTRODUCTION

COACHES & STAFF

PLAYERS

2022-23 REVIEW

RECORDS

HISTORY

AZTEC BASKETBALL MEDIA GUIDE



# Darrion Trammell



MOUNTAIN WEST-RECORD 16-TIME CONFERENCE CHAMPIONS

## 2022-23 Trammell Game-By-Game, Sr.

Date	Opponent	S	MP	FG	3FG	FT	R	TP	A	TO	S	B	
N.7	CAL STATE FULLERTON	S	24	6-7	<b>4-5</b>	2-2	2	1	18	1	2	3	0
N.11	BRIGHAM YOUNG	S	35	6-13	3-5	6-8	3	1	<b>21</b>	4	1	1	0
N.15	at Stanford	S	29	0-5	0-2	6-7	3	3	6	6	1	<b>4</b>	0
N.21	~vs. Ohio State	S	23	1-8	0-3	4-6	2	1	6	4	1	1	0
N.22	~vs. Arizona	S	30	<b>6-16</b>	1-7	8-9	2	4	<b>21</b>	2	1	3	0
N.23	~vs. Arkansas	S	34	5-13	1-4	2-2	2	0	13	2	2	2	0
N.29	UC IRVINE	S	31	3-8	1-3	0-0	1	3	7	5	3	1	0
D.2	OCCIDENTAL		INJ										
D.5	TROY	S	<b>36</b>	4-13	1-6	5-5	4	4	14	4	2	2	0
D.10	@vs. Saint Mary's	S	27	3-11	1-4	0-1	2	3	7	4	2	0	0
D.12	KENNESAW STATE	S	24	5-13	2-7	2-2	4	2	14	4	0	2	0
D.20	UC SAN DIEGO	S	28	6-11	<b>4-6</b>	2-2	5	0	18	4	1	3	0
D.28	*AIR FORCE	S	31	2-8	1-5	1-2	0	1	6	5	2	1	1
D.31	*at UNLV	S	34	4-8	<b>4-5</b>	<b>9-11</b>	<b>6</b>	0	<b>21</b>	5	3	1	0
J.7	*at Wyoming	S	26	1-5	1-2	1-2	0	2	4	3	2	2	0
J.10	*NEVADA	S	28	2-3	2-3	0-0	1	3	6	4	2	0	0
J.14	*NEW MEXICO	S	26	1-8	0-5	2-6	1	1	4	0	0	0	0
J.18	*at Colorado State	S	32	4-11	0-5	3-4	3	0	11	6	5	3	0
J.21	*at Air Force	S	30	5-11	1-4	1-1	2	1	12	2	2	1	0
J.25	*UTAH STATE	S	29	2-7	1-3	2-2	3	0	7	4	1	1	0
J.28	*SAN JOSE STATE	S	23	2-7	2-5	1-1	3	3	7	2	0	1	0
J.31	*at Nevada	S	22	4-10	0-5	2-2	1	2	10	4	2	2	0
F.3	*BOISE STATE	S	26	2-7	0-2	0-0	2	2	4	<b>7</b>	3	1	0
F.8	*at Utah State	S	10	2-5	1-2	0-1	1	2	5	1	0	0	0
F.11	*UNLV	S	23	0-4	0-2	0-0	1	1	0	6	6	0	<b>2</b>
F.15	*at Fresno State	S	26	2-6	0-1	0-0	1	0	4	2	0	3	0
F.21	*COLORADO STATE	S	29	4-8	1-3	2-3	2	0	11	5	1	0	0
F.25	*at New Mexico	S	32	6-15	<b>4-9</b>	2-4	2	1	18	3	2	2	0
F.28	*at Boise State	S	29	2-9	1-6	2-3	0	1	7	2	2	1	0
M.4	*WYOMING		21	1-6	1-3	0-0	2	2	3	2	2	0	0
M.9	+vs. Colorado State	S	20	0-5	0-3	0-1	5	0	0	2	1	1	1
M.10	+vs. San Jose State	S	28	4-7	2-3	5-6	2	1	15	1	0	1	0
M.11	+vs. Utah State	S	20	2-7	0-3	0-0	1	4	4	1	0	0	0
M.16	#vs. Charleston	S	23	1-7	1-6	2-5	4	3	5	1	3	0	0
M.18	#vs. Furman	S	25	4-9	3-6	2-2	2	3	13	2	1	1	0
M.24	^vs. Alabama	S	30	<b>9-16</b>	3-5	0-0	5	1	<b>21</b>	0	1	2	0
M.26	^vs. Creighton	S	31	5-14	1-4	1-2	5	0	12	1	1	0	0
A.1	Svs. Florida Atlantic	S	28	2-8	1-4	0-0	3	1	5	0	1	1	0
A.3	Svs. Connecticut	S	29	5-11	1-3	2-2	3	3	13	1	2	3	0

**Bold Red** indicates season high. **Bold Gold** indicates career high. \* - Mountain West game. + - Mountain West Tournament game (Las Vegas, Nevada). ~ - at Lahaina Civic Center (Lahaina, Maui). @ - at Footprint Center (Phoenix, Ariz.). # - NCAA Tournament (Orlando, Fla). ^ - NCAA Tournament (Louisville, Ky.). S - Final Four (Houston, Texas)

**A** point guard who can both score and distribute the ball with equal ability... One of the premier pick-and-roll players in the nation.

Left Seattle U ranked No. 2 in free throw percentage (.840), No. 2 in steals average (2.3/g), No. 3 in assists average (5.1), No. 9 in steals (123) and No. 10 in scoring average (18.7 ppg) on its career lists.

### As a Senior (2022-23 Season)

SDSU Single-Season Rankings: No. 13 in wins  
MW Rankings: No. 10 in steals, No. 15 in assists  
NCAA Rankings: No. 156 in steals, No. 224 in assists, No. 288 in steals per game

Appeared in 38 games, including starting in 37 of them... Averaged 9.8 points and 2.4 rebounds in 27.2 minutes per game... Added 112 assists, 50 steals and four blocks in 1033:29 of floor time...

Shot 36.2 percent (123-of-340) from the field, 31.4 percent (50-of-159) from beyond the arc, and 74.0 percent (77-of-104) from the line... Finished the season ranked No. 1 among the Aztecs in minutes per game, was second in assists, steals and points and third in 3-pointers and free throws made... Was named the Most Outstanding Player at the South Regional at the NCAA Tournament when he averaged 16.5 points on 46.7 percent shooting (14-of-30) from the floor, including 44.4 percent from distance (4-of-9) and 10 rebounds, two steals and an assist... Scored in double figures in 18 games, SDSU was 14-4 in those contests, including scoring a season-best 21 points vs. Brigham Young (11/11), vs. Arizona (11/22) at the Maui Jim Maui Invitational, at UNLV (12/31) & vs. Alabama (3/24) in the Sweet 16 at the NCAA Tournament... In games in which he totaled at least 15 points, the Aztecs went 7-1... Hit a season-best nine field goals vs. Alabama (3/24) in the team's Sweet 16 game at the NCAA Tournament... Became the first Aztecs since at least the start of the 1996-97 season to shoot at least 85.7 percent (6-of-7 FG) with a minimum of

six shots made in his Aztec debut... Made at least four field goals in 18 contests and SDSU was 14-4 in those games... Twice, vs. Arizona (11/22) at the Maui Jim Maui Invitational and vs. Arkansas, hoisted a single-game high 16 shots among 14 games in which his shot attempts reached double digits... Shot at least 45.0 percent from the floor in 10 games and SDSU went 9-1 in those contests... Sank a season-best four 3-pointers vs. Cal State Fullerton (11/7), vs. UC San Diego (12/20), at UNLV (12/31) and at New Mexico (2/25) and hit multiple threes in 11 contests and the Aztecs were undefeated in those games... Took at least four 3-point shots in 22 games (SDSU was 16-6 in those contests), including a season-high nine at New Mexico... Hit a season-high nine free throws at UNLV (12/31)... In 13 games he attempted at least three free throws with the Aztecs going 10-3 in those games... When he shot at least 70.0 percent from the line SDSU was 13-4 on the season... Single game high for free throw attempts was 11 at UNLV... His best rebounding effort was six boards at UNLV and in the eight games in which he pulled down at least four, the Aztecs went 8-0... Twice, vs. Kennesaw State (12/12) and at UNLV, he totaled two offensive rebounds, matching his single-game high... His best night on the defensive glass came when he totaled five boards vs. UC San Diego (12/20) and vs. Alabama... When he totaled at least three

### Honors & Awards

**2022-23**  
NCAA South Regional Most Outstanding Player  
NCAA All-South Regional Team  
Two-Time Mountain West Player of the Week  
Honorable Mention All-Mountain West (media)

**2021-22**  
First-Team NABC All-District 6  
First-Team Western Athletic Conference  
Western Athletic Conference All-Defensive Team  
Western Athletic Conference All-Tournament Team

**2020-21**  
First-Team NABC All-District 6  
First-Team Western Athletic Conference  
Western Athletic Conference All-Newcomer Team  
Western Athletic Conference All-Tournament Team  
Two-Time Western Athletic Conference Player of the Week

**2019-20**  
First Team All-California Community College Athletic Association Coast-North Conference

defensive rebounds, the Aztecs were 10-0... Had a season-high four steals at Stanford (11/15) among



INTRODUCTION

COACHES & STAFF

PLAYERS

2022-23 REVIEW

RECORDS

HISTORY

AZTEC BASKETBALL MEDIA GUIDE



# Darrion Trammell



MOUNTAIN WEST-RECORD 16-TIME CONFERENCE CHAMPIONS

14 contests (10-4) with multiple thefts... Committed one turnover or less 19 times and in those games San Diego State posted a 17-2 record... Matched a career best with two blocks vs. UNLV (2/11) and also had a block vs. Air Force (12/28) and vs. Colorado State (3/9) in the quarterfinal round of the Mountain West Tournament... Recorded multiple assists in 28 games, SDSU was 23-5 in those contests... Dished out a season-best seven assists vs. Boise State

*attempts*  
**NCAA Rankings:** No. 5 in steals, No. 5 in steals per game, No. 19 in free throws, No. 33 in free throw attempts, No. 39 in assists per game, No. 45 in assists, No. 96 in points per game, No. 110 in points, No. 116 in free-throw percentage, No. 143 in field goal attempts, No. 177 in assist-to-turnover ratio, No. 199 in minutes per game, No. 287 in minutes, No. 289 in field goals, No. 298 in field-goal percentage,

tian (3/11) in the WAC tournament... Also had 13 and 10 free throws at Chicago State (1/6) and at Abilene Christian (1/20), respectively... In four games, went to the line at least 11 times including a season-high 20 vs. Abilene Christian (3/11) in the WAC tournament, 13 at Chicago State (1/6), 12 at Abilene Christian (1/20) and 11 vs. McNeese State (12/1)... Enjoyed two games where he attempted at least eight free throws and was successful on each: 13-of-13 at Chicago State (1/6) and 8-of-8 vs. Utah Valley (1/12)... Established a career-high with eight rebounds vs. Utah Valley (1/12)... Grabbed at least one board in every game he played and in the 16 games in which he had at least four rebounds, the Redhawks were 12-4... In three games, vs. UNLV (12/8), at Washington (12/18) and at Cal Baptist, snatched a career-high matching two offensive rebounds... Set a single-game career-best with eight defensive boards vs. Utah Valley (1/12)... In the 15 games in which he pulled down at least four rebounds, Seattle U went 11-4... Among his career-high 157 assists posted five games with a season-best eight dimes: vs. St. Thomas (Minn.) (11/27), at Chicago State (1/6), vs. Dixie State (1/15), vs. Stephen F. Austin (1/26) and at UT Rio Grande Valley (2/16)... Finished with at least one assist in every appearance and had multiple assists in 30 games... Set a career-high with six steals vs. McNeese State (12/1) and then equaled it vs. UC San Diego (12/12)... In the 11 games in which he had at least four steals, Seattle U went 8-3... Had single blocks at Washington State (11/12), vs. McNeese State (12/1), vs. Sam Houston State (1/29) and vs. Chicago State (3/5)... Reached double digit minutes in each of his appearances, played 30 or more minutes in 24 games, including a career-high 41 at Cal Baptist (1/17).

## As a Sophomore at Seattle U (2020-21 Season)

**WAC Rankings:** No. 1 in points, No. 1 in points per game, No. 1 in field goal attempts, No. 1 in field goals, No. 1 in steals, No. 1 in steals per game, No. 1 in 3-point field goals, No. 1 in 3-point field goal attempts, No. 1 in free throw attempts, No. 1 in free throws, No. 1 in free-throw percentage, No. 1 in minutes, No. 2 in assists, No. 2 in assists per game, No. 2 in 3-point field goals per game, No. 2 in minutes per game, No. 3 in assist-to-turnover ratio, No. 6 in field goal percentage

**NCAA Rankings:** No. 17 in free throws, No. 19 in points per game, No. 33 in assists per game, No. 34 in free throw attempts, No. 36 in free-throw percentage, No. 38 in steals per game, No. 43 in points, No. 47 in assists, No. 47 in minutes per game, No. 51 in steals, No. 56 in field goal attempts, No. 115 in field goals, No. 206 in assist-to-turnover ratio, No. 214 in 3-point field goal attempts, No. 219 in 3-point field goals per game, No. 249 in minutes, No. 256 in 3-point field goals, No. 284 in field goal percentage  
 Competed in all 23 contests earning 18 starts... Averaged 20.5 points and 3.8 rebounds in 35.7 minutes per game... Added 123 assists, 45 steals and six blocked shots in a total of 820 minutes of floor time... Went 148-of-359 (41.2 percent) from the field, 46-of-132 (34.8 percent) from the bonus distance, and 129-of-149 (86.6 percent) from the line... Reached double figure scoring in 21 contests, scored 20 or more points on 11 occasions, 30 or more in three games, including a season-best 32 at Long Beach State (12/6)... Led the team in scoring on 12 occasions and the Redhawks... First major college double double came vs. Portland (12/30) with 25 points and 13 assists... Posted back-to-back

## 2021-22 Trammell Game-By-Game, Jr.

Date	Opponent	S	MP	FG	3FG	FT	R	F	TP	A	TO	S	B
N.10	Alcorn State	S	37	4-12	1-4	8-8	2	3	17	7	4	1	0
N.12	at Washington State	S	29	3-13	1-3	4-5	1	5	11	7	2	2	1
N.14	Idaho State	S	29	3-6	1-2	0-0	4	3	7	4	4	1	0
N.18	Morgan State	S	26	4-7	2-2	6-6	4	0	16	6	5	4	0
N.22	vs. Arkansas Pine Bluff	S	34	4-13	1-4	3-4	7	3	12	5	7	2	0
N.23	vs. Pacific Lutheran	S	21	5-10	2-5	0-1	1	2	12	4	1	2	0
N.27	St. Thomas (Minn.)	S	35	5-12	4-9	4-5	5	3	18	8	0	1	0
D.1	McNeese State	S	35	1-7	1-5	7-11	2	3	10	5	2	6	1
D.5	VMI	S	37	8-20	1-6	1-4	5	0	18	6	2	3	0
D.8	at UNLV	S	34	3-12	0-5	0-3	3	2	6	6	3	3	0
D.12	UC San Diego	S	33	12-20	3-6	2-2	5	1	29	1	2	6	0
D.18	at Washington	S	36	7-17	0-3	4-5	2	3	18	5	4	4	0
D.22	Northwest	DNP											
J.6	*at Chicago State	S	39	8-18	3-6	13-13	3	3	32	8	1	5	0
J.12	*Utah Valley	S	34	5-13	2-5	8-8	8	2	20	7	3	1	0
J.15	*Dixie State	S	35	4-8	1-4	4-4	5	2	13	8	4	4	0
J.17	*at Cal Baptist	S	41	8-16	4-6	5-7	6	4	25	7	5	2	0
J.20	*at Abilene Christian	S	35	2-9	0-5	10-12	6	2	14	5	4	4	0
J.22	*at Tarleton State	S	29	2-7	1-3	8-8	1	4	13	5	7	2	0
J.26	*Stephen F. Austin	S	35	3-10	0-2	4-5	4	1	10	8	4	2	0
J.29	*Sam Houston	S	36	5-17	3-8	7-8	2	2	20	5	0	1	1
F.3	*at Grand Canyon	S	37	8-16	3-5	4-5	4	4	23	2	5	1	0
F.5	*at New Mexico State	S	36	8-16	3-8	7-8	5	1	26	3	3	2	0
F.10	*Texas-Rio Grande Valley	S	30	3-8	1-5	1-1	3	4	8	2	3	0	0
F.12	*Lamar	S	24	3-10	1-6	3-4	6	0	10	6	3	4	0
F.16	*at Texas-Rio Grande Valley	S	22	7-9	3-4	2-3	1	0	19	8	1	2	0
F.19	*Cal Baptist	S	37	7-17	3-6	5-6	3	1	22	2	2	1	0
F.21	*New Mexico State	S	37	7-18	3-7	7-9	3	2	24	3	2	4	0
F.24	*at Utah Valley	S	36	3-19	2-11	3-6	2	2	11	3	1	4	0
F.26	*at Dixie State	S	40	5-14	0-4	6-6	4	0	16	7	3	4	0
M.5	*Chicago State	S	35	5-8	2-2	8-9	3	4	20	2	2	1	1
M.11	+vs. Abilene Christian	S	32	10-21	2-7	17-20	7	4	39	2	2	1	0

**Bold Red** indicates season high. **Bold Gold** indicates career high. \* - Western Athletic Conference game. + - Western Athletic Conference Tournament game (Las Vegas, Nevada).


(2/3) and in the 17 games in which he had at least four assists the Aztecs went 15-2... In 19 games he led the team in dimes and when he did the Aztecs were 15-4... Played at least 20 minutes in a game 36 times, including a season high 35:46 vs. Troy (12/5) and led the team with nine games of at least 30 minutes on the floor... Among active Division I players at the end of the season, Trammell ranked No. 23 in steals per game, No. 44 in scoring average, No. 56 in assists per game, No. 64 in steals, No. 97 in assists, No. 210 in points and No. 323 in 3-point field goals made.

## As a Junior at Seattle U (2021-22 Season)

**WAC Rankings:** No. 1 in assists, No. 1 in assists per game, No. 1 in steals, No. 1 in steals per game, No. 2 in free throws, No. 3 in free throw attempts, No. 5 in points, No. 5 in free-throw percentage, No. 5 in points per game, No. 6 in field goal attempts, No. 6 in minutes per game, No. 7 in field goals, No. 7 in field-goal percentage, No. 8 in assist-to-turnover ratio, No. 8 in minutes, No. 9 in 3-point field goal

## No. 335 in 3-point field goal attempts

A starter in all 31 games in which he appeared... Averaged 17.4 points and 3.8 rebounds in 33.4 minutes per game... Added 157 assists, 80 steals and four blocks in 1,036 total minutes... Shot 40.2 percent (162-of-403) from the field, 34.2 percent (54-of-158) from beyond the arc, and 82.1 percent (161-of-196) from the line... Knocked down a career-high 12 field goals vs. UC San Diego (12/12) and also reached double-digit buckets, 10, vs. Abilene Christian (3/11) in the WAC tournament... In the 21 games in which he made a minimum of four field goals, the team was 15-6... In the 16 games in which he was successful on at least 40 percent for his field goals, the Redhawks were 11-5... Dropped a season-best four 3-pointers vs. St. Thomas (Minn.) (11/27) and at Cal Baptist (1/17)... The team went 11-5 in games in which he made a minimum of two 3-pointers... Hoisted 11 triples, a season-high, at Utah Valley (2/24) and in 19 games (Seattle U went 12-7) he attempted at least five... Sank a career-high 17 free throws vs. Abilene Chris-



INTRODUCTION

COACHES & STAFF

PLAYERS

2022-23 REVIEW

RECORDS

HISTORY

AZTEC BASKETBALL MEDIA GUIDE



# Darrion Trammell



MOUNTAIN WEST-RECORD 16-TIME CONFERENCE CHAMPIONS

## 2020-21 Trammell Game-By-Game, So.

Date	Opponent	S	MP	FG	3FG	FT	R	TP	A	TO	S	B
N.25	~at Portland		34	6-13	3-6	2-2	5	4	17	9	3	2
N.27	~vs. William Jessup		28	4-12	2-4	3-5	7	2	19	4	2	2
N.29	#vs. Air Force		29	4-10	1-4	3-4	2	0	12	5	0	1
N.30	#vs. CSUN		35	8-17	1-5	8-9	2	3	25	5	5	2
D.3	at UCLA		35	3-14	0-4	2-3	2	2	8	4	2	4
D.6	at Long Beach State	S	39	10-24	5-10	7-8	7	2	32	7	3	2
D.9	at Washington	S	32	4-12	1-2	0-0	4	1	9	1	3	3
D.13	Northwest University	S	34	6-1	0-3	3-3	4	2	15	6	1	1
D.17	College of Idaho	S	35	3-7	1-4	9-9	3	2	16	6	3	0
D.22	at California	S	37	7-15	1-4	0-0	5	3	15	8	4	3
D.30	Portland	S	39	9-19	1-4	6-8	3	3	25	13	2	1
J.9	Saint Martin's	S	34	4-8	1-5	8-8	3	1	17	7	2	3
J.15	*Utah Valley	S	34	7-22	3-5	9-10	7	5	26	4	3	5
F.5	*at Dixie State	S	38	10-22	3-6	7-9	5	2	30	6	7	2
F.6	*at Dixie State	S	39	11-20	5-8	3-4	2	4	30	1	8	3
F.12	*New Mexico State	S	36	9-15	2-4	2-2	2	3	22	5	2	1
F.13	*New Mexico State	S	38	4-16	2-7	6-9	3	2	16	3	6	1
F.26	*Grand Canyon	S	38	3-13	1-4	10-11	5	1	17	7	3	1
F.27	*Grand Canyon	S	38	7-18	3-6	11-11	4	5	28	5	4	1
M.5	*at Cal Baptist	S	40	8-19	5-12	7-9	3	4	28	4	4	3
M.6	*at Cal Baptist	S	38	5-18	1-10	15-15	4	4	26	6	4	4
M.11	+vs. Cal Baptist	S	37	8-19	3-9	7-8	3	2	26	4	5	1
M.12	+vs. Grand Canyon	S	33	5-15	1-6	1-2	2	0	12	3	3	1

**Bold Red** indicates season high. **Bold Gold** indicates career high. \* - Western Athletic Conference game. + - Western Athletic Conference tournament game (Las Vegas, Nevada). ~ - at Chiles Center (Portland, Ore.). # - at T-Mobile Arena (Las Vegas, Nev.).

30 point games at Dixie State (2/5 & 2/6)... Made at least three buckets in every contest, led by a single-game best 11 field goals at Dixie State (2/6) and also knocked down 10 baskets at Long Beach State (12/6) and at Dixie State (2/5), marking the sixth time since the start of the 2008-09 season that a Redhawk made 10 or more buckets in back-to-back games... Attempted double digit shots in 21-of-23 games, including 20 or more shots at Dixie State (20 on 2/6), 22 at Dixie State (2/5), 22 vs. Utah Valley (1/15) and a season-high 24 at Long Beach State (12/6)... Shot at least 40.0 percent from the floor in 15 games, including five games above 50.0 percent and a season-best 60.0 percent (9-of-15) vs. New Mexico State (2/12)... Led the team with 46 threes, including a team-high five threes at Long Beach State (12/6), at Dixie State (2/6) and at Cal Baptist (3/5)... Produced three games with double digit 3-point field goal attempts: 12 at Cal Baptist (3/5) and 10 the next day vs. Cal Baptist (3/6) and 10 at Long Beach State (12/6) and never failed to attempts at least two treys in a game... Knocked down 15-of-15 free throws at Cal Baptist (3/6), a season-best and one of four games in which he went to the line at least eight times and made every attempts (also: 11-of-11 vs. Grand Canyon (2/27), 9-of-9 vs. College of Idaho (12/17) and 8-of-8 vs. Saint Mary's (1/9)... Reached a season-best seven rebounds in three contests: vs.

William Jessup (11/27), at Long Beach State (12/6) and vs. Utah Valley (1/15), and grabbed at least two boards in each game... Snatched a season-high two offensive boards at Long Beach State (12/6), at Washington (12/9), vs. Utah Valley (1/15) and vs. Grand Canyon (3/12) in the second round of the WAC tournament... Top defensive rebounding game was vs. William Jessup (11/27) when he pulled down seven boards... Pulled at least one rebounds off the defensive glass in 22-of-23 games and had multiple defensive boards in 21 contests... Dropped multiple dimes in 21 contests, including five or more in 14 games and a season-high 13 vs. Portland (12/30)... Also had nine assists at Portland (11/25) and eight at California (12/22)... Picked opponents pockets a season-high five times vs. Utah Valley (1/15) among 12 games with at least two steals... Blocked a shot in five games, including a single-game best two vs. CSUN (11/30)... Played a season-high 40 minutes vs. Cal Baptist (3/5) and failed to reach at least 30 minutes played in a game only twice: vs. William Jessup (28 minutes on 11/27) and vs. Air Force (29 minutes on 11/29).

### As a Freshman at City College of San Francisco (2019-20 Season)

According to the CCCAA, appeared in 29 of the team's 30 contests earning 17 starts... Averaged 10.3 points, 4.4 steals, 4.1 assists and 3.3 rebounds per

outing... Ranked No. 2 in the state in steals... Led the team, which averaged more than 100 points per game, to a 30-0 record.

### High School

Graduated from Saint Ignatius High School in San Francisco... Was honored following his junior and senior campaigns as a first-team All-West Catholic Athletic League performer and was an honorable mention designee following high sophomore campaign.



## Trammell's Career Statistics

Year	G-GS	Min.-Avg.	FG-FGA	Pct.	3P-3PA	Pct.	FT-FTA	Pct.	OR	DR	Reb	Avg.	PF-D	AT	TO	BS	ST	Pts	Avg.
2020-21*	23-18	820-35.7	148-359	.412	46-132	.348	129-149	.866	14	73	87	3.2	57-2	123	79	6	45	471	20.5
2021-22*	31-31	1036-33.4	162-403	.402	54-158	.342	161-196	.821	15	102	117	3.3	70-1	157	91	4	80	539	17.4
2022-23	38-37	1031-27.1	123-340	.362	50-159	.314	77-104	.740	11	80	91	2.4	60-0	112	61	4	50	373	9.8
<b>Total</b>	<b>92-86</b>	<b>2,887-31.4</b>	<b>433-1,102</b>	<b>.393</b>	<b>150-449</b>	<b>.334</b>	<b>367-449</b>	<b>.817</b>	<b>40</b>	<b>255</b>	<b>295</b>	<b>3.2</b>	<b>187-3</b>	<b>392</b>	<b>231</b>	<b>14</b>	<b>175</b>	<b>1,383</b>	<b>15.0</b>

### MW Career Statistics

Year	G-GS	Min.-Avg.	FG-FGA	Pct.	3P-3PA	Pct.	FT-FTA	Pct.	OR	DR	Reb	Avg.	PF-D	AT	TO	BS	ST	Pts	Avg.
2022-23	18-17	476-26.4	46-138	.333	20-70	.286	28-42	.667	4	27	31	1.7	22-0	63	35	3	19	140	7.8

INTRODUCTION

COACHES & STAFF

PLAYERS

2022-23 REVIEW

RECORDS

HISTORY

AZTEC BASKETBALL MEDIA GUIDE





MOUNTAIN WEST-RECORD 16-TIME CONFERENCE CHAMPIONS

# Reese Waters

# #14



**Guard**

**6-6 • 212**

**Junior**

**Transfer**

**Long Beach, Calif.**

**Southern California**

## Career Highs

Points	20 vs. Long Beach State (12-14-22)
Rebounds	6 vs. Arizona (3-2-23) 6 at Utah (2-25-23) 6 vs. Utah (1-14-23) 6 at California (11-30-22)
Assists	4 vs. Long Beach State (12-14-22) 4 vs. Utah (1-14-23)
Field Goals	8 vs. Long Beach State (12-14-22)
Field Goals Att.	15 vs. Arizona (3-2-23)
3-Pt. Field Goals	3 vs. Alabama State (11-10-22)
3-Pt. Field Goals Att.	5 vs. Vermont (11-15-22)
Free Throws	6 vs. Oregon State (1-13-22) 6 vs. Pacific (2-8-22)
Free Throws Att.	8 vs. Arizona State (3-9-23)
Steals	3 at Washington State (12-4-21) 3 vs. Saint Joseph's (11-25-21)
Blocked Shots	2 vs. Utah (1-14-23) 2 vs. Colorado (1-12-22) 2 vs. Long Beach State (12-14-22)
Minutes	2 vs. Tennessee (11-24-22) 40 vs. Tennessee (11-24-22)

Career Numbers	20-21	21-22	22-23	Total
Games Played	10	33	29	72
Games Started	0	0	8	8
Double-Figure Scoring	0	3	13	16
Led Team in Scoring	0	0	4	4
Led Team in Rebounding	0	0	0	0
Led Team in Assists	0	0	1	1

## Inside The Numbers

- Among players who came off the bench at least 20 times last season, his 10.3 points per game in those contests ranked No. 17 in the nation and would have ranked No. 2 in the Mountain West.
- Among players that stand at least 6-5 whocame off the bench at least 20 times last season, his points per game (10.3 ppg) was the sixth highest in the nation.

INTRODUCTION

COACHES & STAFF

PLAYERS

2022-23 REVIEW

RECORDS

HISTORY

AZTEC BASKETBALL MEDIA GUIDE



# Reese Waters



MOUNTAIN WEST-RECORD 16-TIME CONFERENCE CHAMPIONS

**A** physical shooting guard who is also an elite defender and last season just started to scratch the surface of what his game can be.

## As a Sophomore at Southern California (2022-23 Season)

Made eight starts in 29 appearances... Averaged 9.8 points and 3.2 rebounds in 25.3 minutes per game... Added 33 assists, 21 steals and 12 blocks in 734 minutes of action... Shot 43.8 percent (102-of-233) from the floor, including 29.6 percent (24-of-81) from the bonus distance and 77.5 percent (55-of-71) from the line... Earned his first career start in the season opener, vs. Florida Gulf Coast (11/7), and then started the next six contests, as well as the team's regular-season finale vs. Arizona State (3/4)... Scored in double figures in 13 times, including a career-high 20 vs. Long Beach State (12/14) and in those games the Trojans were 9-4... Shot 40.0 percent or better in 15 contests, including a 7-of-7 effort at No. 10 UCLA (1/5)... Established a career-high when he made three 3-pointers vs. Alabama State (11/10)... His eight free throw attempts vs. Arizona State (3/9) in the

Pac-12 Tournament's quarterfinal are a single-game high... Hoisted a single game high five 3-point shots vs. Vermont (11/15)... In four games pulled down a career-best six rebounds — at California (11/30), vs. Utah (1/14), at Utah (2/25) and vs. No. 8 Arizona (3/2)... Dished out a season-best four assists vs. Long Beach State and Utah among 10 multi-assist games... Had a season-high two assists vs. Mount Saint Mary's (11/18), Cal State Fullerton (12/7), Long Beach State, No. 19 Auburn (12/18), Washington State (12/2) and Stanford... Set and then equaled a career-best two blocks vs. No. 2 Tennessee (11/24), Long Beach State, Colorado (1/12) and Utah... Saw a career-high 40 minutes of action vs. Tennessee.

## As a Freshman at Southern California (2021-22 Season)

Played in 33 of the team's 34 contests, all as a reserve... Averaged 4.8 points and 1.8 rebounds in 13.8 minutes per game... Added 18 assists, 13 steals and six blocks in 454 minutes... Shot 44.1 percent (49-of-111) from the field, 46.0 percent (23-of-50) from the bonus distance and 86.4 percent (38-of-44) from the line... Led the Trojans in both 3-point and free throw shooting percentage without any minimums... Reached double figures in three games including a then career-high 16 points vs. Miami (3/18) in the first round of the NCAA Tournament... Pulled down a season

## 2021-22 Waters Game-By-Game, Fr.

Date	Opponent	S	MP	FG	3FG	FT	R	F	TP	A	TO	S	B
N.9	CSUN		13	2-4	0-1	0-0	3	1	4	0	0	0	0
N.13	at Temple		4	0-0	0-0	0-0	0	0	0	2	0	0	0
N.16	at Florida Gulf Coast		2	0-0	0-0	0-0	0	0	0	1	0	1	0
N.22	DIXIE STATE		13	3-4	2-3	1-2	3	1	9	1	0	0	0
N.25	~vs. Saint Joseph's		11	2-5	1-1	1-1	0	0	6	0	0	3	0
N.26	~vs. San Diego State		10	0-2	0-1	0-1	3	2	0	1	0	0	0
D.1	*UTAH		11	2-3	1-1	0-0	3	3	5	0	0	0	0
D.4	*at Washington State		12	0-2	0-2	0-0	1	1	0	1	0	3	0
D.7	EASTERN KENTUCKY		11	2-3	1-2	1-1	1	3	6	0	1	1	0
D.12	LONG BEACH STATE		12	3-5	1-3	0-0	0	1	7	0	3	0	0
D.15	UC IRVINE		9	0-1	0-0	0-0	3	1	0	0	0	0	0
D.18	#vs. Georgia Tech		10	0-1	0-0	0-0	2	0	0	0	1	0	0
J.6	*at California		3	0-0	0-0	0-0	1	0	0	0	0	0	1
J.11	*at Stanford		7	0-1	0-1	2-2	3	0	2	0	0	0	0
J.13	*OREGON STATE		18	1-4	1-2	6-6	1	1	9	1	0	0	1
J.15	*OREGON		11	0-1	0-1	0-0	0	0	0	0	0	0	0
J.20	*at Colorado		10	1-3	0-1	0-0	2	1	2	0	1	0	0
J.22	*at Utah		9	2-2	1-1	0-0	1	1	5	2	2	0	0
J.24	*ARIZONA STATE		18	2-5	2-3	2-2	2	0	8	0	2	0	0
J.27	*STANFORD		18	1-3	1-3	0-0	1	1	3	1	1	0	1
J.29	*CALIFORNIA		14	0-2	0-1	4-6	3	1	4	1	0	1	0
F.3	*at Arizona State		12	0-3	0-1	2-2	4	1	2	1	0	0	0
F.5	*at Arizona		6	1-2	0-0	0-0	0	1	2	0	0	0	0
F.8	PACIFIC		16	1-3	1-2	6-6	1	1	9	0	0	2	0
F.12	*UCLA		24	3-5	2-3	2-2	1	1	10	2	0	1	0
F.17	*WASHINGTON		11	2-6	2-4	0-0	0	5	6	1	0	1	0
F.20	*WASHINGTON STATE		9	0-1	0-1	0-0	3	1	0	0	1	0	0
F.24	*at Oregon State		38	4-10	1-3	5-6	3	3	14	0	0	0	0
F.26	*at Oregon		19	3-7	2-3	0-0	4	5	8	0	1	0	0
M.1	*ARIZONA		21	4-6	1-1	0-0	3	1	9	0	3	0	0
M.5	*at UCLA		21	2-4	0-1	0-0	1	3	4	1	1	0	1
M.10	+vs. Washington		23	3-7	1-2	2-2	4	3	9	0	2	0	1
M.11	+vs. UCLA		DNP										
M.18	^vs. Miami		28	5-6	2-2	4-5	2	2	16	1	2	0	1

**Bold Red** indicates season high. **Bold Gold** indicates career high. \* - Pac-12 Conference game. + - Pac-12 Conference Tournament game (Las Vegas, Nevada). ~ - at Anaheim Arena (Anaheim, Calif.). # - at Footprint Center (Phoenix, Ariz). ^ - at Bon Secours Wellness Arena (Greenville, S.C.)

## 2022-23 Waters Game-By-Game, So.

Date	Opponent	S	MP	FG	3FG	FT	R	F	TP	A	TO	S	B
N.7	FLORIDA GULF COAST		19	1-5	0-2	3-4	2	1	5	0	3	1	0
N.10	ALABAMA STATE		20	5-9	3-4	0-1	3	1	13	0	0	0	0
N.15	VERMONT		30	4-12	1-5	4-6	4	2	13	0	2	0	0
N.18	MOUNT ST. MARY'S		27	1-4	0-2	4-4	3	3	6	0	0	2	1
N.23	~vs. Brigham Young		34	6-11	1-4	0-0	2	1	13	1	1	1	0
N.24	~vs. Tennessee		40	2-8	0-2	2-2	5	4	6	0	5	1	2
N.25	~vs. Wisconsin		20	3-7	1-4	0-0	4	3	7	0	3	0	0
N.30	at California		25	6-10	2-4	3-3	6	2	17	1	3	0	0
D.4	OREGON STATE		30	2-6	0-2	4-5	1	0	8	2	1	1	0
D.7	CAL STATE FULLERTON		27	3-9	0-2	3-4	1	1	9	1	2	2	0
D.14	LONG BEACH STATE		26	8-12	2-4	2-2	3	1	20	4	3	2	2
D.18	AUBURN		19	2-6	0-1	0-0	1	1	4	1	0	2	0
D.21	#vs. Colorado State		19	3-7	1-2	3-4	3	0	10	2	3	0	0
D.30	*at Washington		23	2-6	0-2	0-0	2	3	4	1	3	1	0
J.1	*at Washington State		25	3-7	0-4	1-2	3	2	7	2	1	0	0
J.5	*at UCLA		27	7-7	0-0	2-2	4	1	16	2	2	0	0
J.12	*COLORADO		24	4-11	1-3	0-0	2	3	9	1	0	1	2
J.14	*UTAH		28	4-10	1-4	2-2	6	2	11	4	3	0	2
J.19	*at Arizona		23	4-10	0-3	0-0	4	3	8	0	1	0	0
J.21	*at Arizona State		14	0-2	0-0	2-2	0	3	2	2	4	1	0
J.26	*UCLA		14	2-6	1-3	0-0	1	2	5	1	1	0	0
F.2	*WASHINGTON STATE		27	2-7	0-2	4-4	2	3	8	2	4	2	1
F.4	*WASHINGTON		DNP										
F.9	*at Oregon		DNP										
F.11	*at Oregon State		DNP										
F.16	*CALIFORNIA		DNP										
F.18	*STANFORD		28	4-8	2-4	2-2	1	2	12	1	3	2	1
F.23	*at Colorado		23	5-8	2-3	3-5	5	4	15	2	0	0	0
F.25	*at Utah		28	3-7	1-2	2-3	6	2	9	0	1	0	0
M.2	*ARIZONA		35	7-15	2-4	1-2	6	3	17	0	2	1	1
M.4	*ARIZONA STATE		24	0-3	0-1	3-4	4	3	3	0	2	1	0
M.9	+vs. Arizona State		26	5-9	1-4	5-8	5	4	16	1	1	0	0
M.17	^vs. Michigan State		29	4-11	2-4	0-0	4	2	10	2	1	0	0

**Bold Red** indicates season high. **Bold Gold** indicates career high. \* - Pac-12 Conference game. + - Pac-12 Conference Tournament game (Las Vegas, Nevada). ~ - at Imperial Arena (Paradise Island, Bahamas). # - at Footprint Center (Phoenix, Ariz). ^ - at Nationwide Arena (Columbus, Ohio)



INTRODUCTION

COACHES & STAFF

PLAYERS

2022-23 REVIEW

RECORDS

HISTORY

AZTEC BASKETBALL MEDIA GUIDE



# Reese Waters



MOUNTAIN WEST-RECORD 16-TIME CONFERENCE CHAMPIONS

## 2020-21 Waters Game-By-Game, R-Fr.

Date	Opponent	S	MP	FG	3FG	FT	R	F	TP	A	TO	S	B
N.25	CALIFORNIA BAPTIST		N/A										
N.28	MONTANA		N/A										
D.1	~vs. Brigham Young		N/A										
D.3	~vs. Connecticut		N/A										
D.8	UC IRVINE		N/A										
D.16	SAN FRANCISCO		DNP										
D.23	TEXAS SOUTHERN		DNP										
D.29	SANTA CLARA		<b>5</b>	<b>2-3</b>	<b>1-2</b>	0-0	1	1	<b>5</b>	0	1	0	0
D.31	*COLORADO		DNP										
J.2	*UTAH		DNP										
J.7	*at Arizona		DNP										
J.9	*at Arizona State		1	0-0	0-0	0-0	0	1	0	0	0	0	0
J.12	UC RIVERSIDE		DNP										
J.14	*WASHINGTON		4	0-0	0-0	0-0	0	4	0	0	0	0	0
J.16	*WASHINGTON STATE		DNP										
J.19	*at Oregon State		DNP										
J.23	*at California		DNP										
J.28	*OREGON STATE		DNP										
F.2	*at Stanford		DNP										
F.6	*UCLA		DNP										
F.11	*at Washington		DNP										
F.13	*at Washington State		DNP										
F.17	*ARIZONA STATE		2	0-1	0-1	0-0	1	0	0	0	0	0	0
F.20	*ARIZONA		DNP										
F.22	*OREGON		DNP										
F.25	*at Colorado		2	0-0	0-0	0-0	1	0	0	0	1	0	0
F.27	*at Utah		3	0-1	0-1	0-0	1	1	0	0	0	0	1
M.3	*STANFORD		10	0-2	0-2	0-0	2	0	0	0	0	0	0
M.6	*at UCLA		DNP										
M.11	+vs. Utah		DNP										
M.12	+vs. Colorado		DNP										
M.20	^vs. Drake		1	0-1	0-0	0-0	0	0	0	0	0	0	0
M.22	^^vs. Kansas		4	0-0	0-0	0-0	0	1	0	0	0	0	0
M.28	^^vs. Oregon		1	0-0	0-0	0-0	0	0	0	0	0	0	0
M.30	^^^vs. Gonzaga		DNP										

**Bold Red** indicates season high. **Bold Gold** indicates career high. \* - Pac-12 Conference game. + - Pac-12 Conference Tournament game (Las Vegas, Nevada). ~ - at Mohegan Sun Arena (Montville, Conn.). # - at Footprint Center (Phoenix, Ariz.). ^ - at Bankers Life Fieldhouse (Indianapolis, Ind.). ^^ - at Hinkle Fieldhouse (Indianapolis, Ind.). ^^ - at Lucas Oil Stadium (Indianapolis, Ind.).

high four rebounds – at Arizona State (2/3), at Oregon (2/26) and vs. Washington (3/10) Saw a season-high 38 minutes of action at Oregon State (2/24)... Dished out two assists, a season best, at Temple (11/13), at Utah (1/22) and vs. No. 12 UCLA (2/12)... Totaled a season-high three steals vs. Saint Joseph's (11/25) and at Washington State (12/4)... Blocked single shots at California (1/6), vs. Oregon State (1/13), vs. Stanford (1/27), at No. 17 UCLA (3/5), vs. Washington, and vs. Miami... In games in which he attempted multiple field goals, the team went 20-5 and he shot 46.2 percent (49-of-106)... When he grabbed at least three rebounds, the team posted an 11-2 mark... In the final six games of the season went 21-of-41 (52.5 percent) from the field, including 7-of-12 (58.3 percent) from long range and averaged 10.0 points per game.

### As a Freshman at Southern California (2020-21 Season)

Appeared in 10 contests, all off the bench, after becoming eligible in mid-December... Averaged 0.5 points and 0.6 rebounds in 3.3 minutes per game... Added one block in 33 minutes... Shot 25.0 percent (8-of-8) from the field and 16.7 percent (1-of-6) from the bonus distance... Made his college debut vs. Santa Clara (12/29) where he scored both his field goals on the season, including a 3-pointer, and grabbed a rebound in five minutes of action... Grabbed at least one board in five games while snatching a season-best two vs. Stanford (3/3)... Among his six rebounds, pulled down one each off the offensive glass vs. Santa Clara and at Colorado (2/25)... Line block shots came at Utah (2/27)... Saw a season-high 10 minutes of action vs. Stanford.

## Honors & Awards

2022-23  
Pac-12 Sixth Player of the Year

## High School

A 2020 graduate of St. Bernard High School in Playa del Rey, Calif.... A four-star rated recruit according to 247Sports.com... Ranked the No. 77 recruit nationally, No. 11 shooting guard in the nation, and No. 11 in California at the time of his signing... As a junior, averaged 17.0 points, 10.0 rebounds, 3.5 assists and 2.0 steals per game as the team posted a 22-7 mark, including a 6-2 mark in Del Rey League action, according to MaxPreps.com... Prior to attending St. Bernard, was at Dorsey High School in Los Angeles, where in two years averaged 14.7 points, 3.1 rebounds and 1.6 assists per game.



## Waters' Career Statistics

Year	G-GS	Min.-Avg.	FG-FGA	Pct.	3P-3PA	Pct.	FT-FTA	Pct.	OR	DR	Reb	Avg.	PF-D	AT	TO	BS	ST	Pts	Avg.
2020-21*	10-0	33-3.3	2-8	.250	1-6	.167	0-0	.000	2	4	6	0.6	6-0	0	2	1	0	5	0.5
2021-22*	33-0	454-13.8	49-111	.441	23-50	.496	38-44	.864	21	38	59	1.8	45-2	18	21	6	13	159	4.8
2022-23*	29-8	734-25.3	102-233	.438	24-81	.296	55-71	.775	22	71	93	3.2	62-0	33	55	23	21	283	9.8
<b>TOTAL</b>	<b>72-8</b>	<b>1,221-17.0</b>	<b>153-352</b>	<b>.435</b>	<b>48-137</b>	<b>.350</b>	<b>93-115</b>	<b>.809</b>	<b>45</b>	<b>113</b>	<b>158</b>	<b>2.2</b>	<b>113-2</b>	<b>51</b>	<b>78</b>	<b>19</b>	<b>34</b>	<b>447</b>	<b>6.2</b>

\* - at Southern California





MOUNTAIN WEST-RECORD 16-TIME CONFERENCE CHAMPIONS

# #21

# Miles Byrd



**Guard**

**6-7 • 184**

**Sophomore**

**Squad**

**Stockton, Calif.**

**Lincoln High**

## Career Highs

Points	8 vs. Occidental (12-2-22)
Rebounds	1 vs. UC San Diego (12-20-22) 1 vs. Occidental (12-2-22)
Assists	4 vs. Utah (1-14-23)
Field Goals	2 vs. Kennesaw State (12-12-22) 2 vs. Occidental (12-2-22)
Field Goals Att.	9 vs. Occidental (12-2-22)
3-Pt. Field Goals	2 vs. Occidental (12-2-22)
3-Pt. Field Goals Att.	7 vs. Occidental (12-2-22)
Free Throws	1 vs. Kennesaw State (12-12-22)
Free Throws Att.	2 vs. Kennesaw State (12-12-22)
Steals	1 vs. Kennesaw State (12-12-22) 1 vs. Occidental (12-2-22)
Blocked Shots	-
Minutes	19:35 vs. Occidental (12-2-22)

Career Numbers	22-23	Total
Games Played	4	4
Games Started	0	0
Double-Figure Scoring	0	0
Led Team in Scoring	0	0
Led Team in Rebounding	0	0
Led Team in Assists	0	0

## Inside The Numbers

- His 0.435 points per minute on the floor and his 17.0 points per 40 minutes played ranked second and third highest, respectively, on the 2022-23 Aztec roster.
- His 4.3 points and 10.1 minutes per appearance were tops on the squad, among Aztecs who did not start a game in 2022-23.

INTRODUCTION

COACHES & STAFF

PLAYERS

2022-23 REVIEW

RECORDS

HISTORY

AZTEC BASKETBALL MEDIA GUIDE



# Miles Byrd



MOUNTAIN WEST-RECORD 16-TIME CONFERENCE CHAMPIONS

**H**igh basketball IQ, who can play from the 1-to-3, score from all levels and is an above average distributor.

## As a Freshman (2022-23 Season)

Appeared in four games all off the bench... Averaged 4.3 points and 0.5 rebounds in 10.1 minutes per game... Added six assists and two steals in 40:18 of total action... Shot 53.8 percent (7-of-13) from the floor, 28.6 percent (2-of-7) from the bonus distance and 50.0 percent (1-of-2) from the line... Saw a season-high 19:35 of floor time vs. Occidental (12/2)... Twice, vs. Occidental and Kennesaw State (12/12), knocked down a single-game best three field goals... Both his 3-pointers came vs. Occidental as did his seven 3-point attempts... Made his collegiate debut vs. CSU Fullerton where he knocked down his first field goal attempt... Recorded a season-best eight points and dished out a single-game high six assists vs. Occidental... Steals came against Occidental and Kennesaw State... Rebounds, both on the defensive end, came against Occidental and UC San Diego (12/20).

## High School

A 2022 graduate of Lincoln High School in Stockton, Calif.... A four-star prospect according to 247 Sports

who was rated, at the time of his signing, the No. 89 recruit nationally, the No. 20 shooting guard and No. 10 overall in California... In three varsity seasons, according to MaxPreps, his teams went a combined 58-11, including 26-4 in Tri-City Athletic League (TCAL) action and, as a senior, won the TCAL title for the first time since 2018 and won its first playoff game since 2013... He led the program to the state playoffs for the first time since 1982... As a senior was a McDonald's All-American nominee, named first team All-Northern California by MaxPreps, first-team all-state by CalHiSports and the SachisSports Winter Player of the Year, TCAL co-Most Valuable Player of the Year... In the classroom, earned inclusion on the West team of the All-Academic All-America Game as a senior and was an honor roll designee in six of his eight high school semesters... In his senior campaign he averaged 17.2 points, 5.2 rebounds, 3.3 assists, 2.8 steals and 1.2 blocks according to MaxPreps... In a shortened junior campaign, due to COVID, he averaged 16.8 points, 6.8 rebounds 3.5 assists, 3.5 steals and 2.2 blocks... The son of Jodie and Calvin Byrd... Father Calvin played collegiately at Villanova and professionally both internationally and in the United States... Sister Alex plays volleyball at Stanislaus State... Chose San Diego State over the likes of Villanova, Washington, Minnesota, Saint Mary's, and Colorado State among others.



## 2022-23 Byrd Game-By-Game, Fr.

Date	Opponent	S	MP	FG	3FG	FT	R	F	TP	A	TO	S	B
N.7	CAL STATE FULLERTON		3	1-1	0-0	0-0	0	0	2	0	0	0	0
N.11	BRIGHAM YOUNG		DNP										
N.15	at Stanford		DNP										
N.21	~vs. Ohio State		INJ										
N.22	~vs. Arizona		INJ										
N.23	~vs. Arkansas		INJ										
N.29	UC IRVINE		INJ										
D.2	OCCIDENTAL		<b>20</b>	<b>3-9</b>	<b>2-7</b>	0-0	<b>1</b>	0	<b>8</b>	<b>6</b>	<b>3</b>	<b>1</b>	0
D.5	TROY		DNP										
D.10	@vs. Saint Mary's		DNP										
D.12	KENNESAW STATE		11	<b>3-3</b>	0-0	<b>1-2</b>	0	2	7	0	0	<b>1</b>	0
D.20	UC SAN DIEGO		6	0-0	0-0	0-0	<b>1</b>	1	0	0	1	0	0
D.28	*AIR FORCE		INJ										
D.31	*at UNLV		DNP										
J.7	*at Wyoming		DNP										
J.10	*NEVADA		DNP										
J.14	*NEW MEXICO		DNP										
J.18	*at Colorado State		DNP										
J.21	*at Air Force		INJ										
J.25	*UTAH STATE		DNP										
J.28	*SAN JOSE STATE		DNP										
J.31	*at Nevada		DNP										
F.3	*BOISE STATE		DNP										
F.8	*at Utah State		DNP										
E.11	*UNLV		DNP										
F.15	*at Fresno State		DNP										
F.21	*COLORADO STATE		DNP										
F.25	*at New Mexico		DNP										
F.28	*at Boise State		DNP										
M.4	*WYOMING		DNP										
M.9	+vs. Colorado State		DNP										
M.10	+vs. San Jose State		DNP										
M.11	+vs. Utah State		DNP										
M.16	#vs. Charleston		DNP										
M.18	#vs. Furman		DNP										
M.24	^vs. Alabama		DNP										
M.26	^vs. Creighton		DNP										
A.1	Svs. Florida Atlantic		DNP										
A.3	Svs. Connecticut		DNP										

**Bold Red** indicates season high. **Bold Gold** indicates career high. \* - Mountain West game. + - Mountain West Tournament game (Las Vegas, Nevada). ~ - at Lahaina Civic Center (Lahaina, Maui). @ - at Footprint Center (Phoenix, Ariz.). # - NCAA Tournament (Orlando, Fla). ^ - NCAA Tournament (Louisville, Ky.). S - Final Four (Houston, Texas)



## Byrd's Career Statistics

Year	G-GS	Min.-Avg.	FG-FGA	Pct.	3P-3PA	Pct.	FT-FTA	Pct.	OR	DR	Reb	Avg.	PF-D	AT	TO	BS	ST	Pts	Avg.
2022-23	4-0	40-10.0	7-13	.538	2-7	.286	1-2	.500	0	2	2	0.5	3-0	6	4	0	2	17	4.3

INTRODUCTION  
COACHES & STAFF  
PLAYERS  
2022-23 REVIEW  
RECORDS  
HISTORY  
AZTEC BASKETBALL MEDIA GUIDE





MOUNTAIN WEST-RECORD 16-TIME CONFERENCE CHAMPIONS

# Demarshay Johnson Jr.

# #11



**Foward**

---

**6-10 • 205**

---

**Sophomore**

---

**Squad**

---

**Oakland, Calif.**

---

**Salesion College Prep**

---

## Career Highs

Points	8 vs. Occidental (12-2-22)
Rebounds	3 vs. Occidental (12-2-22)
Assists	1 vs. Occidental (12-2-22)
Field Goals	3 vs. Occidental (12-2-22)
Field Goals Att.	5 vs. Occidental (12-2-22)
3-Pt. Field Goals	
3-Pt. Field Goals Att.	
Free Throws	2 vs. Occidental (12-2-22)
Free Throws Att.	2 vs. Occidental (12-2-22)
Steals	
Blocked Shots	1 vs. Occidental (12-2-22)
Minutes	13:54 vs. Occidental (12-2-22)

Career Numbers	22-23	Total
Games Played	9	9
Games Started	0	0
Double-Figure Scoring	0	0
Led Team in Scoring	0	0
Led Team in Rebounding	0	0
Led Team in Assists	0	0

## Inside The Numbers

- Averaged 11.4 points and 7.1 rebounds per 40 minutes played in the 2022-23 season.
- Regardless of minimums, his 60.0 percent field goal shooting in 2022-23 topped the team.
- Has an 8-1 record in his Aztec career.



- INTRODUCTION
- COACHES & STAFF
- PLAYERS
- 2022-23 REVIEW
- RECORDS
- HISTORY
- AZTEC BASKETBALL MEDIA GUIDE



# Demarshay Johnson Jr.



MOUNTAIN WEST-RECORD 16-TIME CONFERENCE CHAMPIONS

**A** big who can get up and down the court, score out to 15 feet and is expected to play a larger role in 2023-24.

### As a Redshirt Freshman (2022-23 Season)

Appeared in nine games, all off the bench... Averaged 0.9 points and 0.6 rebounds in 3.4 minutes per game... Added one assist and one blocked shot in 30:32 of court time... Shot 60.0 percent (3-of-5) from the floor and 100.0 percent (2-of-2) from the line... Played a season-high 13:54 vs. Occidental (12/2)... All his scoring, eight points, for the season came vs. Occidental... Three of his five boards on the season came against Occidental with single boards coming Kennesaw State (12/12) and Boise State (2/3)... His block and assists were produced against Occidental.

### As a Freshman (2021-22)

Utilized his redshirt year.

### High School

A graduate of Salesian College Prep in Richmond, Calif.... A three-star recruit according to Rivals and 247Sports, who also had him rated as the No. 27 center in the nation... In four seasons, he helped his team to a 101-12 record, including a 37-0 mark in Tri-County Athletic League (TCAL) play... The program won three TCAL championships and back-to-back (2017-18 & 2018-19) CIF North Coast Section Division III titles... As a sophomore earned honorable mention All-TCAL distinction as Salesian went 31-1, including 10-0 in league play... As a junior (2019-20) Salesian posted a 25-7 record, were TCAL champions with a 10-0 mark, and reached the semifinals of the CIF North Coast Section Open Division playoffs... In each of his first three years, Salesian finished the season nationally ranked No. 16 (2017-18), No. 14 (2018-19) and No. 31 (2019-20) according to Maxpreps.com... Selected San Diego State among offers from UNLV, Pepperdine, and Cal Poly among others.

## 2022-23 Johnson Jr. Game-By-Game, RFr.

Date	Opponent	S	MP	FG	3FG	FT	R	F	TP	A	TO	S	B
N.7	CAL STATE FULLERTON		4	0-0	0-0	0-0	0	1	0	0	0	0	0
N.11	BRIGHAM YOUNG		DNP										
N.15	at Stanford		DNP										
N.21	~vs. Ohio State		DNP										
N.22	~vs. Arizona		DNP										
N.23	~vs. Arkansas		DNP										
N.29	UC IRVINE		DNP										
D.2	OCCIDENTAL		14	3-5	0-0	2-2	3	0	8	1	1	0	1
D.5	TROY		DNP										
D.10	@vs. Saint Mary's		DNP										
D.12	KENNESAW STATE		6	0-0	0-0	0-0	1	0	0	0	2	0	0
D.20	UC SAN DIEGO		DNP										
D.28	*AIR FORCE		DNP										
D.31	*at UNLV		DNP										
J.7	*at Wyoming		DND										
J.10	*NEVADA		DNP										
J.14	*NEW MEXICO		DNP										
J.18	*at Colorado State		DNP										
J.21	*at Air Force		INJ										
J.25	*UTAH STATE		DNP										
J.28	*SAN JOSE STATE		DNP										
J.31	*at Nevada		DNP										
F.3	*BOISE STATE		1	0-0	0-0	0-0	1	0	0	0	0	0	0
F.8	*at Utah State		DNP										
F.11	*UNLV		DNP										
F.15	*at Fresno State		DNP										
F.21	*COLORADO STATE		2	0-0	0-0	0-0	0	0	0	0	0	0	0
F.25	*at New Mexico		DNP										
F.28	*at Boise State		DNP										
M.4	*WYOMING		1	0-0	0-0	0-0	0	0	0	0	0	0	0
M.9	+vs. Colorado State		DNP										
M.10	+vs. San Jose State		1	0-0	0-0	0-0	0	0	0	0	1	0	0
M.11	+vs. Utah State		DNP										
M.16	#vs. Charleston		DNP										
M.18	#vs. Furman		2	0-0	0-0	0-0	0	0	0	0	0	0	0
M.24	^vs. Alabama		DNP										
M.26	^vs. Creighton		DNP										
A.1	Svs. Florida Atlantic		DNP										
A.3	Svs. Connecticut		1	0-0	0-0	0-0	0	0	0	0	0	0	0

**Bold Red** indicates season high. **Bold Gold** indicates career high. \* - Mountain West game. + - Mountain West Tournament game (Las Vegas, Nevada). ~ - at Lahaina Civic Center (Lahaina, Maui). @ - at Footprint Center (Phoenix, Ariz.). # - NCAA Tournament (Orlando, Fla). ^ - NCAA Tournament (Louisville, Ky.). S - Final Four (Houston, Texas)



## Johnson Jr.'s Career Statistics

Year	G-GS	Min.-Avg.	FG-FGA	Pct.	3P-3PA	Pct.	FT-FTA	Pct.	OR	DR	Reb	Avg.	PF-D	AT	TO	BS	ST	Pts	Avg.
2022-23	9-0	31-3.9	3-5	.600	0-0	.000	2-2	1.000	1	4	5	0.6	1-0	1	4	1	0	8	1.0
<b>MW Career Statistics</b>																			
Year	G-GS	Min.-Avg.	FG-FGA	Pct.	3P-3PA	Pct.	FT-FTA	Pct.	OR	DR	Reb	Avg.	PF-D	AT	TO	BS	ST	Pts	Avg.
2022-23	3-0	3-1.0	0-0	.000	0-0	.000	0-0	.000	0	1	1	0.3	0-0	0	0	0	0	0	0.0

INTRODUCTION  
 COACHES & STAFF  
 PLAYERS  
 2022-23 REVIEW  
 RECORDS  
 HISTORY  
 AZTEC BASKETBALL MEDIA GUIDE





MOUNTAIN WEST-RECORD 16-TIME CONFERENCE CHAMPIONS

# Elijah Saunders

# #25



**Forward**

---

**6-8 • 225**

---

**Sophomore**

---

**Squad**

---

**Phoenix, Ariz.**

---

**Sunnyslope High**

---

## Career Highs

Points	6 vs. Kennesaw State (12-12-22)
Rebounds	8 vs. Occidental (12-2-22)
Assists	3 vs. Kennesaw State (12-12-22)
	3 vs. Occidental (12-2-22)
Field Goals	2 vs. Kennesaw State (12-12-22)
	2 vs. Occidental (12-2-22)
Field Goals Att.	5 vs. Kennesaw State (12-12-22)
	5 vs. Occidental (12-2-22)
3-Pt. Field Goals	2 vs. Kennesaw State (12-12-22)
3-Pt. Field Goals Att.	4 vs. Kennesaw State (12-12-22)
Free Throws	2 vs. UC San Diego (12-20-22)
Free Throws Att.	2 vs. UC San Diego (12-20-22)
	2 vs. Occidental (12-2-22)
Steals	1 vs. Colorado State (2-21-23)
Blocked Shots	1 vs. Occidental (12-2-22)
Minutes	24:58 vs. Occidental (12-2-22)

Career Numbers	22-23	Total
Games Played	16	16
Games Started	0	0
Double-Figure Scoring Games	0	0
Led SDSU in Scoring	0	0
Led SDSU in Rebounding	1	1
Led SDSU in Assists	0	0

## Inside The Numbers

- Made the most appearances, 16, among players on the 2022-23 roster who did not start at least one game.
- One of two Aztec underclassmen to play in multiple games in the 2023 NCAA Tournament.
- His 1.1 boards per appearance in 2022-23 topped the Aztecs who were not in the regular rotation.



INTRODUCTION

COACHES & STAFF

PLAYERS

2022-23 REVIEW

RECORDS

HISTORY

AZTEC BASKETBALL MEDIA GUIDE



# Elijah Saunders



MOUNTAIN WEST-RECORD 16-TIME CONFERENCE CHAMPIONS

**A** multi-level scorer who can run the floor and has a high basketball IQ who is expected to play a larger roll as a sophomore.

### As a Freshman (2022-23 Season)

Appeared in 16 games all off the bench... Averaged 0.9 points and 1.1 rebounds in 5.8 minutes per game... Added eight assists, one blocked shot and one steal in 92:48 minutes of action... Shot 27.8 percent (5-of-18) from the field, 18.2 percent (2-of-11) from the bonus distance and 33.3 percent (2-of-6) from the line... Played a season-high 24:58 vs. Occidental (12/2)... Twice, vs. Occidental and Kennesaw State (12/12) knocked two a season-best two field goals and in the Kennesaw State game his two buckets were 3-pointers, his only two of the season... He had three games with multiple rebounds, including a single-game high eight vs. Occidental, which included three on the offensive glass, also a single-game best... Against Occidental and Kennesaw State dished out three assists, both season-highs... His lone steal of the year was against Colorado State (2/21) and his lone block came

versus Occidental... Scored a season-best six points against Kennesaw State.

### High School

A 2022 graduate of Sunnyslope High School in Phoenix, Ariz.... A four-star rated recruit, 1,000 points scorer and McDonald's All-American nominee... A three-year letter winner at Sunnyslope after attending Rancho Solano High in Scottsdale, Ariz., as a freshman... As both a junior and senior, earned back-to-back Conference 6A Player of the Year, 6A Southwest Section Player of the Year, and Arizona Republic All-Arizona Team honors... Won the state champion as a junior after guiding the Viking to a 21-1 overall record and averaging 15.7 points, 6.5 rebounds and 2.0 assists... In three seasons at Sunnyslope his teams posted a 69-10 mark, including 23-3 in league play, and in his final two seasons he was 46-4 and 14-0 in Conference 6A play... As a senior averaged 22.3 points, 8.4 rebounds, and 2.4 assists while leading his team to the state tournament's quarterfinal round



## 2022-23 Saunders Game-By-Game, Fr.

Date	Opponent	S	MP	FG	3FG	FT	R	F	TP	A	TO	S	B
N.7	CAL STATE FULLERTON		9	0-2	0-2	0-0	0	1	0	0	1	0	0
N.11	BRIGHAM YOUNG		DNP										
N.15	at Stanford		DNP										
N.21	~vs. Ohio State		DNP										
N.22	~vs. Arizona		4	0-2	0-1	0-0	0	1	0	0	0	0	0
N.23	~vs. Arkansas		DNP										
N.29	UC IRVINE		DNP										
D.2	OCCIDENTAL		<b>25</b>	<b>2-5</b>	0-1	<b>0-2</b>	<b>8</b>	0	4	<b>3</b>	2	0	<b>1</b>
D.5	TROY		3	0-0	0-0	0-0	1	0	0	0	1	0	0
D.10	@vs. Saint Mary's		DNP										
D.12	KENNESAW STATE		15	<b>2-5</b>	<b>2-4</b>	0-1	3	0	<b>6</b>	<b>3</b>	1	0	0
D.20	UC SAN DIEGO		10	0-1	0-1	<b>2-2</b>	0	0	2	1	1	0	0
D.28	*AIR FORCE		6	0-0	0-0	0-0	1	0	0	0	0	0	0
D.31	*at UNLV		3	0-0	0-0	0-0	0	0	0	0	1	0	0
J.7	*at Wyoming		DNP										
J.10	*NEVADA		DNP										
J.14	*NEW MEXICO		4	0-0	0-0	0-0	2	0	0	1	0	0	0
J.18	*at Colorado State		DNP										
J.21	*at Air Force		DNP										
J.25	*UTAH STATE		DNP										
J.28	*SAN JOSE STATE		2	0-1	0-1	0-1	0	0	0	0	0	0	0
J.31	*at Nevada		DNP										
F.3	*BOISE STATE		2	1-2	0-1	0-0	1	1	2	0	0	0	0
F.8	*at Utah State		DNP										
F.11	*UNLV		3	0-0	0-0	0-0	0	0	0	0	0	0	0
F.15	*at Fresno State		DNP										
F.21	*COLORADO STATE		2	0-0	0-0	0-0	1	0	0	0	0	<b>1</b>	0
F.25	*at New Mexico		DNP										
F.28	*at Boise State		DNP										
M.4	*WYOMING		DNP										
M.9	+vs. Colorado State		DNP										
M.10	+vs. San Jose State		2	0-0	0-0	0-0	0	0	0	0	0	0	0
M.11	+vs. Utah State		DNP										
M.16	#vs. Charleston		DNP										
M.18	#vs. Furman		2	0-0	0-0	0-0	0	0	0	0	1	0	0
M.24	^vs. Alabama		DNP										
M.26	^vs. Creighton		DNP										
A.1	Svs. Florida Atlantic		DNP										
A.3	Svs. Connecticut		1	0-0	0-0	0-0	0	0	0	0	0	0	0

**Bold Red** indicates season high. **Bold Gold** indicates career high. \* - Mountain West game. + - Mountain West Tournament game (Las Vegas, Nevada). ~ - at Lahaina Civic Center (Lahaina, Maui). @ - at Footprint Center (Phoenix, Ariz.). # - NCAA Tournament (Orlando, Fla). ^ - NCAA Tournament (Louisville, Ky.). S - Final Four (Houston, Texas)

## Saunders' Career Statistics

Year	G-GS	Min.-Avg.	FG-FGA	Pct.	3P-3PA	Pct.	FT-FTA	Pct.	OR	DR	Reb	Avg.	PF-D	AT	TO	BS	ST	Pts	Avg.
2022-23	16-0	89-5.6	5-18	.278	2-11	.182	2-6	.333	5	12	17	1.1	3-0	8	8	1	1	14	0.9
<b>MW Career Statistics</b>																			
Year	G-GS	Min.-Avg.	FG-FGA	Pct.	3P-3PA	Pct.	FT-FTA	Pct.	OR	DR	Reb	Avg.	PF-D	AT	TO	BS	ST	Pts	Avg.
2022-23	7-0	20-2.9	1-3	.333	0-2	.000	0-1	.000	1	4	5	0.7	1-0	1	1	0	1	2	0.3



# #10



**BJ Davis**

**Guard • 6-2 • 165**

**Freshman • High School**

**Modesto, Calif.**

**Modesto Christian High**

**A** traditional point guard who looks to pass first, but can score from multiple levels and is a strong defender.

**High School**

A 2023 graduate of Modesto (Calif.) Christian High School... A four-star recruit who was rated the No. 124 overall recruit in the nation, No. 18 point guard nationally and the No. 18 recruit of the state of California, according to 247Sports.com... In his final two high school seasons, he averaged 17.7 points, 6.1 rebounds, 4.4 assists and 2.2 steals according to Maxpreps.com... In leading the Crusaders to a Sac-Joaquin Section Division I championship and the NorCal Regional Open Division final, was named a California All-State third-team honoree, the Sac-Joaquin Section co-MVP, and the Sacramento Bee's Player of the Year in his senior campaign... Earned all-state honors three times by Cal-Hi Sports... Completed his high school career with over 1,400 points, 500 rebounds and 400 assists... As a senior averaged 18.4 points, 5.8 rebounds, 4.4 assists and 1.9 steals.

**Personal**

Selected San Diego State among offers from Washington and Ole Miss, as well as Mountain West programs Wyoming, Boise State, and Fresno State.



# #0



**Magoon Gwath**

**Forward • 7-0 • 190**

**Freshman • High School**

**Eules, Texas**

**Veritas Prep (Calif.)**

**H**as a unique set of skills highlighted by his shooting range, he can score from all three levels and is expected to develop into a rim protector.

**High School**

A 2023 graduate of Veritas Prep in Garden Grove, Calif.... Attended Trinity High School in Eules, Texas for three years prior to Veritas Prep... As a junior at Trinity, was named an honorable mention District 3-6A... Chose San Diego State over programs like Oregon, Oregon State, Southern California and Villanova.



INTRODUCTION

COACHES & STAFF

PLAYERS

2022-23 REVIEW

RECORDS

HISTORY

AZTEC BASKETBALL MEDIA GUIDE



# #40



**Miles Heide**

**Forward • 6-10 • 224**

**Freshman • High School**

**North Bend, Wash.**

**Mount Si High**

**A** multi-level scorer who can run the floor... Is physically ready for the rigors Division I basketball & has a high basketball IQ.

**High School**

A 2023 graduate of Mount Si High School in Snoqualmie, Wash... A three-start recruit who was rated the No. 30 rated center in the country and the No. 3 recruit out of the state of Washington, according to 247Sports.com... A four-year letterwinner and four-time KingCo League champion, who earned the 4A KingCo Player of the Year as a senior... Earned the KingCo/WesCo title in three of his four seasons and reached the state championship game as a freshman, sophomore and junior... In his final two seasons, the Wildcats posted a 59-5 overall record, including 35-2 in KingCo League games.

**Personal**

Chose San Diego State over BYU, Iowa, and Loyola Chicago, as well as Mountain West programs Fresno State and New Mexico, among others.



# #8



**Cam Lawin**

**Guard • 6-3 • 180**

**Redshirt Freshman • High School**

**Chicago, Ill.**

**Orr Academy**

**A** superior shooter, who is fearless attacking the rim and has high character traits.

**As a Freshman (2022-23 Season)**

Utilized his redshirt season.

**High School**

A 2020 graduate of Orr Academy in Chicago, Ill.. As a senior at Orr was an all-city performer and a second-team All-Illinois designee... Set the single-season program record with 87 three-pointers... Made a personal best eight treys while averaging 19.1 points and 4.0 assists per game.

**Personal**

Plans to major in marketing... The son of Mitch Lawin, who played basketball at the University of Minnesota... Chose San Diego State over Iowa State, DePaul & Murray State among others.







# #42



**Ryan Raad**

**Guard • 6-5 • 190**

**Freshman • High School**

**Los Angeles, Calif.**

**Cresenta Valley High**

**A** multi-demential player who can score from all three levels.

**High School**

A 2023 graduate of Cresenta Valley High School in La Crescenta, Calif.... A four-year letterwinner and during his career, the Falcons posted a 71-17 overall record and went 35-6 in Pacific League play.



# #24



**Ryan Schwarz**

**Guard • 6-1 • 175**

**Junior • High School**

**Orinda, Calif.**

**Miramonte High**

**B**egan his career as a practice player... Is a spot up shooter who can penetrate to score and distribute the ball.

**As a Sophomore (2022-23 Season)**

A practice player, helping the team to a 32-7 record and national runner-up in the NCAA Tournament.

**As a Freshman (2021-22 Season)**

A practice player, helping the team to a 23-9 record and a bid the the NCAA Tournament.

**High School**

A 2021 graduate of Miramonte High School in Orinda, Calif.... A three-year letterwinner who, as a senior, earned first-team All-Diablo Athletic League (DAL) honors and was named the team's most inspirational player... In his junior season, he was garnered the squads most improved player award and second-team All-DAL designation... In each of his four years at Miramonte High, he participated in Boys Team Charity, a volunteer service organization dedicated to developing an altruistic spirit in young men through active participation in philanthropic projects in their communities ... Chose San Diego State over UC Santa Cruz and Cal Lutheran among others.



INTRODUCTION

COACHES & STAFF

PLAYERS

2022-23 REVIEW

RECORDS

HISTORY

AZTEC BASKETBALL MEDIA GUIDE



**To the victor go the spoils...**



**Mountain West Regular-Season Titles**

2005-06  
2010-11  
2011-12  
2013-14  
2014-15  
2015-16  
2019-20  
2020-21  
2022-23



**Mountain West Tournament Titles**

2002  
2006  
2010  
2011  
2018  
2021  
2023



**NCAA Tournament Appearances**

2002, 2006, 2010, 2011 (Sweet 16), 2012, 2013, 2014 (Sweet 16), 2015, 2018, 2021, 2022, 2023 (National Runner-Up)



# 2022-23 Review



MOUNTAIN WEST-RECORD 16-TIME CONFERENCE CHAMPIONS



Senior Darrion Trammell's free throw with one second left on the clock gave the Aztecs a 57-56 win over Creighton in the Elite 8 and sent San Diego State the Final Four.

## Inside:

Results	70
Game-by-Game Statistics	74
Miscellaneous Statistics	79
Box Scores and Recaps	81
Mountain West Statistics	91



# 2022-23 Statistics



MOUNTAIN WEST-RECORD 16-TIME CONFERENCE CHAMPIONS

## Game-By-Game Results

**Record: 32-7** (Home: 15-1, Away: 8-2, Neutral: 9-4)  
**Mountain West: 15-3** (Home: 8-1, Away: 7-2)

Date	SDSU NR	Opponent	SDSU Result	W-L	Record	MW	Scorer	Rebounder	Assists	San Diego State High Attendance
Nov. 7	19/20	CAL STATE FULLERTON	W 80-57	W1	1-0		Trammell - 18	Mensah - 6	Butler - 6	11,934
Nov. 11	19/20	BRIGHAM YOUNG	W 82-75	W2	2-0		LeDee - 23	Mensah - 10	Butler, Trammell - 4	12,414
Nov. 15	17/19	at Stanford	W 74-62	W3	3-0		LeDee - 14	Mensah - 6	Butler, Trammell - 6	3,954
Nov. 21	17/19	#vs. Ohio State (D)	W 88-77	W4	4-0		Bradley - 18	four players - 5	Trammell - 4	2,400
Nov. 22	17/19	#vs. 14/12 Arizona	L 70-87	L1	4-1		Trammell - 21	Mensah - 7	Trammell - 2	2,400
Nov. 23	17/19	#vs. 9/9 Arkansas	ot-L 74-78	L2	4-2		Bradley - 23	Bradley, Johnson - 7	Trammell - 2	2,400
Nov. 29	24/24	UC IRVINE	W 72-69	W1	5-2		Mensah - 18	Bradley, Mensah - 6	Trammell - 5	12,414
Dec. 2	24/24	OCCIDENTAL	W 95-57	W2	6-2		Seiko - 20	Saunders - 8	Bradley - 8	12,115
Dec. 5	22/22	TROY	W 60-55	W3	7-2		Bradley - 19	Mensah - 9	Trammell - 4	12,038
Dec. 10	22/22	^vs. Saint Mary's (D)	L 61-68	L1	7-3		Bradley - 13	LeDee - 8	Arop, Trammell - 4	4,781
Dec. 12	rv/rv	KENNESAW STATE	W 88-54	W1	8-3		Parrish - 19	Mensah - 9	Bradley, Trammell - 4	11,532
Dec. 20	rv/rv	UC SAN DIEGO	W 62-46	W2	9-3		Trammell - 18	LeDee - 12	Trammell - 4	12,414
Dec. 28	rv/rv	*AIR FORCE	W 71-55	W3	10-3	1-0	Bradley - 27	Mensah - 7	Trammell - 5	12,414
Dec. 31	rv/rv	*at UNLV (D)	W 76-67	W4	11-3	2-0	Bradley - 23	Mensah - 11	Trammell - 5	7,249
Jan. 7	rv/rv	*at Wyoming (D)	W 80-75	W5	12-3	3-0	Butler - 23	LeDee - 9	Bradley, Seiko, Trammell - 3	4,346
Jan. 10	23/25	*NEVADA	W 74-65	W6	13-3	4-0	Bradley - 17	Bradley - 10	Butler, Trammell - 4	12,183
Jan. 14	23/25	*NEW MEXICO	L 67-76	L1	13-4	4-1	Bradley - 14	Johnson - 7	Bradley - 5	12,414
Jan. 18	rv/rv	*at Colorado State	ot-W 82-76	W1	14-4	5-1	Butler - 19	Johnson - 7	Bradley - 7	6,008
Jan. 21	rv/rv	*at Air Force	W 70-60	W2	15-4	6-1	Bradley, Johnson - 13	Johnson - 10	Parrish, Trammell - 2	1,489
Jan. 25	rv/rv	*UTAH STATE	W 85-75	W3	16-4	7-1	Seiko - 25	Johnson - 10	Butler, Trammell - 4	12,239
Jan. 28	rv/rv	*SAN JOSE STATE	W 72-51	W4	17-4	8-1	Johnson - 16	Johnson, Mensah - 8	Butler - 5	12,414
Jan. 31	22/rv	*at Nevada	L 66-75	L1	17-5	8-2	Bradley - 16	LeDee - 5	Butler - 5	9,357
Feb. 3	22/rv	*BOISE STATE	W 72-52	W1	18-5	9-2	Mensah - 17	Mensah - 6	Trammell - 7	12,414
Feb. 8	25/23	*at Utah State	W 63-61	W2	19-5	10-2	Bradley - 18	LeDee - 10	Butler - 5	8,765
Feb. 11	25/23	*UNLV (D)	W 82-71	W3	20-5	11-2	Seiko - 18	Mensah - 11	Butler - 7	12,414
Feb. 15	21/20	*at Fresno State	W 45-43	W4	21-5	12-2	Bradley - 10	Johnson - 10	Bradley - 3	7,012
Feb. 21	22/20	*COLORADO STATE	W 77-58	W5	22-5	13-2	LeDee - 14	Johnson, Ledee - 6	Butler, Trammell - 5	12,414
Feb. 25	22/20	*at New Mexico (0.0)	W 73-71	W6	23-5	14-2	Trammell - 18	Johnson - 10	Bradley - 7	15,431
Feb. 28	18/19	*at Boise State	L 60-66	L1	23-6	14-3	Bradley - 16	Bradley - 6	Mensah, Trammell - 2	12,208
March 4	18/19	*WYOMING	W 67-50	W1	24-6	15-3	LeDee - 21	LeDee - 8	Butler - 6	12,414
March 9	20/20	+vs. [8] Colorado State - MW QF (D)	W 64-61	W2	25-6		Butler - 16	Johnson, Ledee - 8	LeDee - 3	8,717
March 10	20/20	+vs. [5] San Jose State - MW SF	W 64-49	W3	26-6		Johnson, Trammell - 16	Mensah - 8	Butler - 4	8,804
March 11	20/20	+vs. [3] Utah State - MW Champ	W 62-57	W4	27-6		Bradley - 16	LeDee - 10	Butler - 3	8,791
March 16	18/18	&vs. [12] Charleston - NCAA 1st Rd. (D)	W 63-57	W5	28-6		Bradley - 17	LeDee - 10	Butler - 5	16,650
March 18	18/18	&vs. [13] Furman - NCAA 2nd Rd. (D)	W 75-52	W6	29-6		Parrish - 16	Mensah - 9	Butler - 6	17,298
March 24	18/18	Svs. 1/2 [1] Alabama - NCAA Sweet 16 (D)	W 71-64	W7	30-6		Trammell - 21	Mensah, Parrish - 8	Butler - 4	20,289
March 26	18/18	Svs. rv/22 [6] Creighton - NCAA Elite 8	W 57-56	W8	31-6		Butler - 18	LeDee, Mensah - 6	Bradley, Seiko - 2	20,051
April 1	18/18	%vs. 25/25 [9] Florida Atlantic - NCAA FF (0.0)	W 72-71	W9	32-6		Bradley - 21	Bradley, Ledee, Mensah - 6	Butler - 3	73,860
April 3	18/18	%vs. 10/12 [5] Connecticut - NCAA NC	L 59-76	L1	32-7		Johnson - 14	Mensah - 6	Butler - 2	72,423

Caps denotes home game. # - Maui Jim Maui Invitational (Lahaina, Maui). ^ - Jerry Colangelo Classic (Phoenix, Ariz.). \* - Mountain West Game. + - Mountain West Men's Basketball Championship (Thomas & Mack Center; Las Vegas, Nevada). & - NCAA First & Second Round (Orlando, Fla.). S - NCAA Regional (Louisville, Ky.). % - NCAA Final Four (Houston, Texas). SDSU NR - San Diego State national ranking (Associated Press and USA Today coaches polls at game time). Time to the right of opponent name indicates time remaining on a game-winning shot. D - Indicates game played during the afternoon.

## Attendance

	G	W-L	Total	Average	High
Home	16	15-1	196,181	12,261	12,414 vs. Brigham Young (Nov. 11), UC Irvine (Nov. 29), UC San Diego (Dec. 20), Air Force (Dec. 28), New Mexico (Jan. 14), San Jose State (Jan. 28), Boise State (Feb. 3), UNLV (Feb. 11), Colorado State (Feb. 21), Wyoming (March 4)
Mountain West	9	8-1	111,320	12,369	12,414 vs. Air Force (Dec. 28), New Mexico (Jan. 14), San Jose State (Jan. 28), Boise State (Feb. 3), UNLV (Feb. 11), Colorado State (Feb. 21), Wyoming (March 4)
Away	10	8-2	75,810	7,581	15,431 at New Mexico (Feb. 25)
Mountain West	9	7-2	71,865	7,985	15,431 at New Mexico (Feb. 25)
Neutral	13	9-4	258,864	19,913	73,860 vs. Florida Atlantic (April 1)
Total	39	32-7	518,648	13,299	73,860 vs. Florida Atlantic (April 1)
Mountain West	18	15-3	183,185	10,176	15,431 at New Mexico (Feb. 25)

INTRODUCTION  
 COACHES & STAFF  
 PLAYERS  
 2022-23 REVIEW  
 RECORDS  
 HISTORY  
 AZTEC BASKETBALL MEDIA GUIDE



# 2022-23 Statistics



MOUNTAIN WEST-RECORD 16-TIME CONFERENCE CHAMPIONS

## Individual Statistics - All Games: 32-7 (Home: 15-1, Away: 8-2, Neutral: 9-4)

No.	Player	GP	GS	Min	Avg	TOTAL			3-PTS			REBOUNDS			PF	FO	A	TO	Blk	Stl	Pts	Avg							
						FG	FGA	Pct	3FG	FGA	Pct	FT	FTA	Pct									Off	Def	Tot	Avg			
20	BRADLEY, Matt	39	39	1030	26.4	171	430	.398	57	160	.356	92	115	.800	32	117	149	3.8	58	1	80	53	10	26	491	12.6			
12	TRAMMELL, Darrion	38	37	1033	27.2	123	340	.362	50	159	.314	77	104	.740	11	80	91	2.4	60	0	112	61	4	50	373	9.8			
5	BUTLER, Lamont	39	38	1010	25.9	128	304	.421	40	117	.342	49	67	.731	17	88	105	2.7	106	1	126	79	4	57	345	8.8			
13	LEDEE, Jaedon	39	1	706	18.1	109	223	.489	0	9	.000	91	125	.728	80	125	205	5.3	75	1	37	39	14	19	309	7.9			
0	JOHNSON, Keshad	39	39	866	22.2	115	216	.532	11	42	.262	59	91	.648	59	135	194	5.0	56	1	26	33	17	18	300	7.7			
3	PARRISH, Micah	39	1	838	21.5	93	246	.378	49	139	.353	55	72	.764	33	108	141	3.6	81	1	25	40	12	27	290	7.4			
31	MENSAH, Nathan	39	38	810	20.8	87	167	.521	1	2	.500	59	91	.648	83	149	232	5.9	80	3	22	40	65	26	234	6.0			
2	SEIKO, Adam	37	1	738	19.9	68	149	.456	54	118	.458	25	32	.781	8	42	50	1.4	37	0	28	25	1	11	215	5.8			
33	AROP, Aguek	37	1	592	16.0	73	126	.579	1	4	.250	20	30	.667	43	63	106	2.9	69	1	30	31	22	23	167	4.5			
21	BYRD, Miles	4	0	40	10.0	7	13	.538	2	7	.286	1	2	.500	0	2	2	0.5	3	0	6	4	0	2	17	4.3			
11	JOHNSON JR, Demarshay	9	0	32	3.6	3	5	.600	0	0	.000	2	2	1.000	1	4	5	0.6	1	0	1	4	1	0	8	0.9			
25	SAUNDERS, Elijah	16	0	93	5.8	5	18	.278	2	11	.182	2	6	.333	5	12	17	1.1	3	0	8	8	1	1	14	0.9			
14	ALGER, Cade	9	0	18	2.0	2	5	.400	2	5	.400	0	0	.000	0	2	2	0.2	2	0	0	0	0	0	6	0.7			
4	BARNETT, Jared	10	0	29	2.9	2	8	.250	2	4	.500	0	0	.000	1	2	3	0.3	2	0	3	4	0	1	6	0.6			
42	BROUGHTON, Triston	4	0	6	1.5	0	0	.000	0	0	.000	0	0	.000	0	0	0	0.0	1	0	0	0	0	0	0	0.0			
24	BROUGHTON, Tyler	6	0	9	1.5	0	1	.000	0	1	.000	0	0	.000	0	1	1	0.2	0	0	0	2	0	1	0	0.0			
TEAM													53	60	113	3.0	0											29	0
SAN DIEGO STATE		39				986	2,251	.438	271	778	.348	532	737	.722	426	990	1,416	36.3	634	9	504	452	151	262	2,775	71.2			
OPPONENTS		39				878	2,146	.409	243	857	.284	476	633	.752	345	910	1,255	32.2	697	17	413	503	116	243	2,475	63.5			

SCORE BY PERIODS:	1st	2nd	OT	Total
SAN DIEGO STATE	1,367	1,384	24	-2,775
OPPONENTS	1,111	1,342	22	-2,475

## Individual Statistics - Mountain West Games: 15-3 (Home: 8-1, Away: 7-2)

No.	Player	GP	GS	Min	Avg	TOTAL			3-PTS			REBOUNDS			PF	FO	A	TO	Blk	Stl	Pts	Avg							
						FG	FGA	Pct	3FG	FGA	Pct	FT	FTA	Pct									Off	Def	Tot	Avg			
20	BRADLEY, Matt	18	18	498	27.7	91	213	.427	36	84	.429	41	55	.745	13	52	65	3.6	24	0	43	22	5	14	259	14.4			
5	BUTLER, Lamont	18	17	460	25.6	56	142	.394	20	59	.339	23	28	.821	9	38	47	2.6	52	1	60	40	0	24	155	8.6			
0	JOHNSON, Keshad	18	18	420	23.3	55	103	.534	6	22	.273	25	41	.610	28	76	104	5.8	28	0	9	13	10	10	141	7.8			
13	LEDEE, Jaedon	18	0	321	17.8	50	90	.556	0	5	.000	41	53	.774	37	54	91	5.1	37	1	12	13	6	7	141	7.8			
12	TRAMMELL, Darrion	18	17	476	26.4	46	138	.333	20	70	.286	28	42	.667	4	27	31	1.7	22	0	63	35	3	19	140	7.8			
3	PARRISH, Micah	18	0	385	21.4	43	102	.422	21	50	.420	26	32	.813	19	45	64	3.6	40	1	14	19	6	13	133	7.4			
2	SEIKO, Adam	17	1	371	21.8	38	79	.481	35	66	.530	9	12	.750	4	18	22	1.3	20	0	14	13	0	6	120	7.1			
31	MENSAH, Nathan	18	18	382	21.2	41	78	.526	0	1	.000	32	45	.711	43	59	102	5.7	37	1	12	17	27	10	114	6.3			
33	AROP, Aguek	17	1	269	15.8	32	53	.604	1	2	.500	12	15	.800	19	29	48	2.8	31	0	11	14	13	9	77	4.5			
25	SAUNDERS, Elijah	7	0	22	3.1	1	3	.333	0	2	.000	0	1	.000	1	4	5	0.7	1	0	1	1	0	1	2	0.3			
4	BARNETT, Jared	4	0	5	1.3	0	2	.000	0	1	.000	0	0	.000	0	0	0	0.0	0	0	0	0	0	0	0	0.0			
24	BROUGHTON, Tyler	4	0	5	1.3	0	1	.000	0	1	.000	0	0	.000	0	0	0	0.0	0	0	0	0	0	0	0	0.0			
42	BROUGHTON, Triston	3	0	4	1.3	0	0	.000	0	0	.000	0	0	.000	0	0	0	0.0	1	0	0	0	0	0	0	0.0			
11	JOHNSON JR, Demarshay	3	0	4	1.3	0	0	.000	0	0	.000	0	0	.000	0	1	1	0.3	0	0	0	0	0	0	0	0.0			
14	ALGER, Cade	3	0	3	1.0	0	0	.000	0	0	.000	0	0	.000	0	0	0	0.0	0	0	0	0	0	0	0	0.0			
TEAM													22	30	52	3.1	0											22	0
SAN DIEGO STATE		18				453	1,004	.451	139	363	.383	237	324	.731	199	433	632	35.1	293	4	239	209	70	113	1,282	71.2			
OPPONENTS		18				407	961	.424	120	404	.297	213	280	.761	153	375	528	29.3	304	7	205	209	49	110	1,147	63.7			

SCORE BY PERIODS:	1st	2nd	OT	Total
SAN DIEGO STATE	652	613	17	-1,282
OPPONENTS	499	637	11	-1,147

INTRODUCTION  
 COACHES & STAFF  
 PLAYERS  
 2022-23 REVIEW  
 RECORDS  
 HISTORY  
 AZTEC BASKETBALL MEDIA GUIDE



# 2022-23 Statistics



MOUNTAIN WEST-RECORD 16-TIME CONFERENCE CHAMPIONS

## Individual Statistics - Home Games: 15-1

No.	Player	GP	GS	Min	Avg	TOTAL			3-PTS			REBOUNDS			PF	FO	A	TO	Blk	Stl	Pts	Avg																	
						FG	FGA	Pct	3FG	FGA	Pct	FT	FTA	Pct									Off	Def	Tot	Avg													
20	BRADLEY, Matt	16	16	405	25.3	65	155	.419	23	60	.383	32	40	.800	11	44	55	3.4	23	0	38	21	6	8	185	11.6													
12	TRAMMELL, Darrion	15	14	412	27.5	46	123	.374	23	63	.365	25	33	.758	5	29	34	2.3	24	0	57	26	3	16	140	9.3													
2	SEIKO, Adam	15	1	304	20.3	43	86	.500	39	72	.542	12	13	.923	6	18	24	1.6	12	0	11	9	0	7	137	9.1													
13	LEDEE, Jaedon	16	1	306	19.1	48	90	.533	0	7	.000	48	63	.762	33	49	82	5.1	30	0	20	16	6	7	144	9.0													
31	MENSAH, Nathan	16	15	342	21.4	51	83	.614	1	1	1.000	36	49	.735	32	65	97	6.1	26	1	7	17	21	14	139	8.7													
0	JOHNSON, Keshad	16	16	345	21.6	50	92	.543	3	19	.158	23	42	.548	28	53	81	5.1	22	0	14	12	7	9	126	7.9													
5	BUTLER, Lamont	16	15	386	24.1	46	105	.438	14	47	.298	15	22	.682	5	40	45	2.8	49	0	68	37	1	36	121	7.6													
03	PARRISH, Micah	16	1	331	20.7	39	98	.398	20	54	.370	21	29	.724	14	37	51	3.2	24	0	11	18	5	16	119	7.4													
21	BYRD, Miles	4	0	40	10.0	7	13	.538	2	7	.286	1	2	.500	0	2	2	0.5	3	0	6	4	0	2	17	4.3													
33	AROP, Aguek	14	1	166	11.9	20	32	.625	1	2	.500	6	12	.500	12	18	30	2.1	17	0	12	5	8	7	47	3.4													
11	JOHNSON JR, Demarshay	6	0	28	4.7	3	5	.600	0	0	.000	2	2	1.000	1	4	5	0.8	1	0	1	3	1	0	8	1.3													
25	SAUNDERS, Elijah	11	0	81	7.4	5	16	.313	2	10	.200	2	6	.333	5	12	17	1.5	2	0	8	6	1	1	14	1.3													
14	ALGER, Cade	6	0	14	2.3	2	4	.500	2	4	.500	0	0	.000	0	2	2	0.3	1	0	0	0	0	0	6	1.0													
4	BARNETT, Jared	7	0	25	3.6	1	7	.143	1	3	.333	0	0	.000	1	2	3	0.4	2	0	3	4	0	1	3	0.4													
42	BROUGHTON, Triston	4	0	6	1.5	0	0	.000	0	0	.000	0	0	.000	0	0	0	0.0	1	0	0	0	0	0	0	0.0													
24	BROUGHTON, Tyler	6	0	9	1.5	0	1	.000	0	1	.000	0	0	.000	0	1	1	0.2	0	0	0	2	0	1	0	0.0													
TEAM														18	32	50	3.1	0																					0
SAN DIEGO STATE		16				426	910	.468	131	350	.374	223	313	.712	171	408	579	36.2	237	1	256	191	59	125	1,206	75.4													
OPPONENTS		16				351	873	.402	102	357	.286	162	224	.723	134	338	472	29.5	289	4	164	231	32	108	966	60.4													

SCORE BY PERIODS:	1st	2nd	Total
SAN DIEGO STATE	606	600	-1,206
OPPONENTS	419	547	-966

## Individual Statistics - Road/Neutral Games: 17-6 (Road: 8-2, Neutral: 9-4)

No.	Player	GP	GS	Min	Avg	TOTAL			3-PTS			REBOUNDS			PF	FO	A	TO	Blk	Stl	Pts	Avg																	
						FG	FGA	Pct	3FG	FGA	Pct	FT	FTA	Pct									Off	Def	Tot	Avg													
20	BRADLEY, Matt	23	23	625	27.2	106	275	.385	34	100	.340	60	75	.800	21	73	94	4.1	35	1	42	32	4	18	306	13.3													
12	TRAMMELL, Darrion	23	23	621	27.0	77	217	.355	27	96	.281	52	71	.732	6	51	57	2.5	36	0	55	35	1	34	233	10.1													
05	BUTLER, Lamont	23	23	624	27.1	82	199	.412	26	70	.371	34	45	.756	12	48	60	2.6	57	1	58	42	3	21	224	9.7													
00	JOHNSON, Keshad	23	23	521	22.7	65	124	.524	8	23	.348	36	49	.735	31	82	113	4.9	34	1	12	21	10	9	174	7.6													
03	PARRISH, Micah	23	0	507	22.0	54	148	.365	29	85	.341	34	43	.791	19	71	90	3.9	57	1	14	22	7	11	171	7.4													
13	LEDEE, Jaedon	23	0	400	17.4	61	133	.459	0	2	.000	43	62	.694	47	76	123	5.3	45	1	17	23	8	12	165	7.2													
33	AROP, Aguek	23	0	426	18.5	53	94	.564	0	2	.000	14	18	.778	31	45	76	3.3	52	1	18	26	14	16	120	5.2													
31	MENSAH, Nathan	23	23	468	20.3	36	84	.429	0	1	.000	23	42	.548	51	84	135	5.9	54	2	15	23	44	12	95	4.1													
02	SEIKO, Adam	22	0	434	19.7	25	63	.397	15	46	.326	13	19	.684	2	24	26	1.2	25	0	17	16	1	4	78	3.5													
04	BARNETT, Jared	3	0	4	1.3	1	1	1.000	1	1	1.000	0	0	.000	0	0	0	0.0	0	0	0	0	0	0	3	1.0													
25	SAUNDERS, Elijah	5	0	12	2.4	0	2	.000	0	1	.000	0	0	.000	0	0	0	0.0	1	0	0	2	0	0	0	0.0													
14	ALGER, Cade	3	0	4	1.3	0	1	.000	0	1	.000	0	0	.000	0	0	0	0.0	1	0	0	0	0	0	0	0.0													
11	JOHNSON JR, Demarshay	3	0	4	1.3	0	0	.000	0	0	.000	0	0	.000	0	0	0	0.0	0	0	0	1	0	0	0	0.0													
TEAM														35	28	63	2.9	0																					0
SAN DIEGO STATE		23				560	1,341	.418	140	428	.327	309	424	.729	255	582	837	36.4	397	8	248	261	92	137	1,569	68.2													
OPPONENTS		23				527	1,273	.414	141	500	.282	314	409	.768	211	572	783	34.0	408	13	249	272	84	135	1,509	65.6													

SCORE BY PERIODS:	1st	2nd	OT	Total
SAN DIEGO STATE	761	784	24	-1,569
OPPONENTS	692	795	22	-1,509



# 2022-23 Statistics



MOUNTAIN WEST-RECORD 16-TIME CONFERENCE CHAMPIONS

## Individual Statistics - Wins: 32

No.	Player	GP	GS	Min	Avg	TOTAL			3-PTS			REBOUNDS			PF	FO	A	TO	Blk	Stl	Pts	Avg																									
						FG	FGA	Pct	3FG	FGA	Pct	FT	FTA	Pct									Off	Def	Tot	Avg																					
20	BRADLEY, Matt	32	32	827	25.8	138	335	.412	49	124	.395	71	90	.789	27	91	118	3.7	46	1	70	41	10	20	396	12.4																					
12	TRAMMELL, Darrion	31	30	835	26.9	97	262	.370	45	125	.360	59	79	.747	10	70	80	2.6	46	0	97	50	4	39	298	9.6																					
05	BUTLER, Lamont	32	31	837	26.2	110	250	.440	34	97	.351	39	52	.750	15	74	89	2.8	86	0	111	60	3	50	293	9.2																					
13	LEDEE, Jaedon	32	1	579	18.1	95	189	.503	0	9	.000	81	112	.723	73	106	179	5.6	60	1	31	29	13	14	271	8.5																					
03	PARRISH, Micah	32	1	682	21.3	81	208	.389	43	114	.377	43	57	.754	29	93	122	3.8	64	1	23	33	11	25	248	7.8																					
00	JOHNSON, Keshad	32	32	707	22.1	92	183	.503	9	37	.243	45	69	.652	51	110	161	5.0	41	0	23	31	15	14	238	7.4																					
31	MENSAH, Nathan	32	31	668	20.9	75	144	.521	1	1	1.000	53	83	.639	67	132	199	6.2	55	0	19	29	58	20	204	6.4																					
02	SEIKO, Adam	30	1	608	20.3	59	129	.457	47	101	.465	21	27	.778	7	32	39	1.3	28	0	25	18	1	7	186	6.2																					
33	AROP, Aquek	31	1	467	15.1	59	106	.557	1	3	.333	14	22	.636	35	55	90	2.9	59	1	23	27	19	20	133	4.3																					
21	BYRD, Miles	4	0	40	10.0	7	13	.538	2	7	.286	1	2	.500	0	2	2	0.5	3	0	6	4	0	2	17	4.3																					
25	SAUNDERS, Elijah	13	0	84	6.5	5	16	.313	2	10	.200	2	6	.333	5	10	15	1.2	2	0	7	8	1	1	14	1.1																					
11	JOHNSON JR, D.	8	0	31	3.9	3	5	.600	0	0	.000	2	2	1.000	1	4	5	0.6	1	0	1	4	1	0	8	1.0																					
14	ALGER, Cade	8	0	17	2.1	2	4	.500	2	4	.500	0	0	.000	0	2	2	0.3	2	0	0	0	0	0	6	0.8																					
04	BARNETT, Jared	9	0	28	3.1	2	8	.250	2	4	.500	0	0	.000	1	2	3	0.3	2	0	3	4	0	1	6	0.7																					
42	BROUGHTON, Triston	4	0	6	1.5	0	0	.000	0	0	.000	0	0	.000	0	0	0	0.0	1	0	0	0	0	0	0	0.0																					
24	BROUGHTON, Tyler	6	0	9	1.5	0	1	.000	0	1	.000	0	0	.000	0	1	1	0.2	0	0	0	2	0	1	0	0.0																					
TEAM												42		49		91		2.9		0				24		0																					
SAN DIEGO STATE		32				825		1,853		.445		237		637		.372		431		601		.717		363		833		1,196		37.4		496		4		439		364		136		214		2,318		72.4	
OPPONENTS		32				698		1,766		.395		199		728		.273		354		475		.745		286		719		1,005		31.4		573		13		344		412		93		192		1,949		60.9	

SCORE BY PERIODS:	1st	2nd	OT	Total
SAN DIEGO STATE-	1,152	1,149	17	-2,318
OPPONENTS	884	1,054	11	-1,949

## Individual Statistics - Losses: 7

No.	Player	GP	GS	Min	Avg	TOTAL			3-PTS			REBOUNDS			PF	FO	A	TO	Blk	Stl	Pts	Avg																									
						FG	FGA	Pct	3FG	FGA	Pct	FT	FTA	Pct									Off	Def	Tot	Avg																					
20	BRADLEY, Matt	7	7	203	29.0	33	95	.347	8	36	.222	21	25	.840	5	26	31	4.4	12	0	10	12	0	6	95	13.6																					
12	TRAMMELL, Darrion	7	7	198	28.3	26	78	.333	5	34	.147	18	25	.720	1	10	11	1.6	14	0	15	11	0	11	75	10.7																					
0	JOHNSON, Keshad	7	7	159	22.7	23	33	.697	2	5	.400	14	22	.636	8	25	33	4.7	15	1	3	2	2	4	62	8.9																					
5	BUTLER, Lamont	7	7	173	24.7	18	54	.333	6	20	.300	10	15	.667	2	14	16	2.3	20	1	15	19	1	7	52	7.4																					
3	PARRISH, Micah	7	0	156	22.3	12	38	.316	6	25	.240	12	15	.800	4	15	19	2.7	17	0	2	7	1	2	42	6.0																					
33	AROP, Aquek	6	0	125	20.8	14	20	.700	0	1	.000	6	8	.750	8	8	16	2.7	10	0	7	4	3	3	34	5.7																					
13	LEDEE, Jaedon	7	0	127	18.1	14	34	.412	0	0	.000	10	13	.769	7	19	26	3.7	15	0	6	10	1	5	38	5.4																					
31	MENSAH, Nathan	7	7	142	20.3	12	23	.522	0	1	.000	6	8	.750	16	17	33	4.7	25	3	3	11	7	6	30	4.3																					
2	SEIKO, Adam	7	0	130	18.6	9	20	.450	7	17	.412	4	5	.800	1	10	11	1.6	9	0	3	7	0	4	29	4.1																					
11	JOHNSON JR, Demarshay	1	0	1	1.0	0	0	.000	0	0	.000	0	0	.000	0	0	0	0.0	0	0	0	0	0	0	0	0.0																					
4	BARNETT, Jared	1	0	1	1.0	0	0	.000	0	0	.000	0	0	.000	0	0	0	0.0	0	0	0	0	0	0	0	0.0																					
14	ALGER, Cade	1	0	1	1.0	0	1	.000	0	1	.000	0	0	.000	0	0	0	0.0	0	0	0	0	0	0	0	0.0																					
25	SAUNDERS, Elijah	3	0	9	3.0	0	2	.000	0	1	.000	0	0	.000	0	2	2	0.7	1	0	1	0	0	0	0	0.0																					
TEAM														11		11		22		3.1		0				5		0																			
SAN DIEGO STATE		7				161		398		.405		34		141		.241		101		136		.743		63		157		220		31.4		138		5		65		88		15		48		457		65.3	
OPPONENTS		7				180		380		.474		44		129		.341		122		158		.772		59		191		250		35.7		124		4		69		91		23		51		526		75.1	

SCORE BY PERIODS:	1st	2nd	OT	Total
SAN DIEGO STATE	215	235	7	-457
OPPONENTS	227	288	11	-526

INTRODUCTION

COACHES & STAFF

PLAYERS

2022-23 REVIEW

RECORDS

HISTORY

AZTEC BASKETBALL MEDIA GUIDE



# 2022-23 Statistics



MOUNTAIN WEST-RECORD 16-TIME CONFERENCE CHAMPIONS

## Team Statistics - Game-By-Game

Opponent	Site/Date	FG-FGA	Pct	3P-3PA	Pct	FT-FTA	Pct	Off-Def	Tot	PF	AT	TO	BS	ST	1st-2nd	Pts
at (19/20) SDSU	H	28-52	.538	8-18	.444	16-23	.696	5-25	30	16	18	12	12	1	32-48	80
Cal State Fullerton	11/7	20-51	.392	4-22	.182	13-17	.765	8-23	31	20	6	18	6	3	25-32	57
at (19/20) SDSU	H	26-65	.400	4-14	.286	26-37	.703	14-25	39	19	15	10	16	4	36-46	82
Brigham Young	11/11	28-61	.459	9-26	.346	10-16	.625	10-27	37	26	10	20	5	4	40-35	75
(17/19) SDSU	A	26-51	.510	8-21	.381	14-18	.778	3-24	27	21	15	11	9	2	41-33	74
at Stanford	11/15	21-52	.404	4-18	.222	16-24	.667	12-20	32	19	10	17	3	4	30-32	62
(17/19) SDSU	N	31-61	.508	10-21	.476	16-20	.800	7-30	37	16	14	7	3	5	37-51	88
vs. Ohio State	11/21	28-66	.424	7-22	.318	14-15	.933	8-26	34	20	9	8	4	4	26-51	77
(17/19) SDSU	N	24-63	.381	3-19	.158	19-24	.792	11-19	30	20	4	13	11	1	33-37	70
vs. (14/12) Arizona	11/22	34-58	.586	9-20	.450	10-14	.714	9-32	41	22	16	19	6	4	37-50	87
(17/19) SDSU	N	27-63	.435	2-18	.111	18-23	.783	7-27	34	23	8	15	9	2	35-32-7	74
vs. (9/9) Arkansas	11/23	24-60	.400	3-17	.176	27-38	.711	10-30	40	20	8	16	9	3	26-41-11	78
at (24/24) SDSU	H	27-58	.466	6-21	.286	12-20	.600	10-24	34	15	16	14	9	3	32-40	72
UC Irvine	11/29	25-56	.446	7-17	.412	12-14	.857	7-24	31	19	13	16	7	1	30-39	69
at (24/24) SDSU	H	35-67	.522	19-37	.514	6-11	.545	15-26	41	4	26	12	5	4	59-36	95
Occidental	12/2	24-57	.421	7-21	.333	2-2	1.000	5-21	26	14	15	17	7	2	29-28	57
at (22/22) SDSU	H	22-53	.415	4-22	.182	12-13	.923	11-26	37	13	12	17	9	1	29-31	60
Troy	12/5	19-58	.328	9-28	.321	8-11	.727	13-19	32	16	10	17	7	2	33-22	55
(22/22) SDSU	N	23-56	.411	3-15	.200	12-18	.667	12-23	35	19	11	13	3	2	35-26	61
vs. Saint Mary's	12/10	24-49	.490	6-18	.333	14-20	.700	5-27	32	24	8	11	9	3	35-33	68
at (rv/rv) SDSU	H	31-61	.508	8-24	.333	18-25	.720	9-30	39	21	21	22	13	3	39-49	88
Kennesaw State	12/12	17-49	.347	8-23	.348	12-20	.600	6-22	28	25	12	21	9	2	25-29	54
at (rv/rv) SDSU	H	22-61	.361	10-24	.417	8-10	.800	13-34	47	13	12	15	9	7	35-27	62
UC San Diego	12/20	18-57	.316	5-28	.179	5-8	.625	6-25	31	14	4	16	12	2	16-30	46
at (rv/rv) SDSU	H	24-49	.490	11-23	.478	12-18	.667	9-21	30	13	10	14	8	5	36-35	71
Air Force	12/28	21-49	.429	8-22	.364	5-5	1.000	6-14	20	16	15	15	7	2	23-32	55
(rv/rv) SDSU	A	23-51	.451	11-21	.524	19-27	.704	14-25	39	16	8	22	8	4	44-32	76
at UNLV	12/31	22-60	.367	10-36	.278	13-15	.867	13-15	28	26	15	15	8	3	33-34	67
(rv/rv) SDSU	A	29-58	.500	12-26	.462	10-12	.833	11-18	29	20	14	10	8	2	43-37	80
at Wyoming	1/7	26-45	.578	10-22	.455	13-16	.813	4-20	24	12	11	14	6	2	42-33	75
at (23/25) SDSU	H	25-50	.500	8-21	.381	16-20	.800	7-26	33	15	18	12	6	3	44-30	74
(rv/rv) Nevada	1/10	23-58	.397	5-25	.200	14-18	.778	8-21	29	18	9	8	9	1	27-38	65
at (23/25) SDSU	H	25-59	.424	6-24	.250	11-21	.524	8-27	35	20	14	12	6	3	28-39	67
(rv/rv) New Mexico	1/14	27-58	.466	6-18	.333	16-22	.727	7-29	36	15	5	12	8	1	38-38	76
(rv/rv) SDSU	A	29-64	.453	7-19	.368	17-25	.680	14-24	38	17	17	10	10	4	28-37-17	82
at Colorado State	1/18	26-57	.456	11-29	.379	13-15	.867	7-25	32	23	19	14	7	8	34-31-11	76
(rv/rv) SDSU	A	22-57	.386	4-15	.267	22-23	.957	15-30	45	17	6	8	1	4	39-31	70
at Air Force	1/21	24-52	.462	8-26	.308	4-10	.400	4-21	25	19	14	6	6	4	24-36	60
at (rv/rv) SDSU	H	28-58	.483	12-22	.545	17-20	.850	13-20	33	10	18	9	6	1	42-43	85
Utah State	1/25	29-61	.475	11-33	.333	6-10	.600	12-18	30	17	16	10	5	3	27-48	75
at (rv/rv) SDSU	H	27-58	.466	5-16	.313	13-22	.591	11-23	34	17	12	3	3	3	33-39	72
San Jose State	1/28	17-49	.347	4-19	.211	13-18	.722	11-25	36	19	9	13	1	3	14-37	51
(22/rv) SDSU	A	21-48	.438	7-23	.304	17-19	.895	5-23	28	22	13	11	3	1	30-36	66
at (rv/-) Nevada	1/31	25-50	.500	5-17	.294	20-23	.870	4-22	26	16	12	6	5	4	28-47	75
at (22/rv) SDSU	H	26-51	.510	4-18	.222	16-23	.696	5-31	36	18	13	10	3	4	43-29	72
(rv/-) Boise State	2/3	19-52	.365	2-18	.111	12-19	.632	7-21	28	21	8	12	4	2	21-31	52
(25/23) SDSU	A	25-63	.397	5-17	.294	8-13	.615	15-27	42	21	11	13	6	4	44-19	63
at (rv/rv) Utah State	2/8	20-52	.385	5-19	.263	16-22	.727	10-24	34	15	12	10	7	6	28-33	61
at (25/23) SDSU	H	31-60	.517	12-28	.429	8-12	.667	18-24	42	23	23	21	5	5	43-39	82
UNLV	2/11	22-54	.407	6-22	.273	21-26	.808	10-13	23	17	10	10	10	1	23-48	71
(21/20) SDSU	A	16-49	.327	5-11	.455	8-16	.500	9-25	34	12	9	12	10	6	23-22	45
at Fresno State	2/15	17-55	.309	2-25	.080	7-7	1.000	12-26	38	14	8	14	5	3	25-18	43
at (22/20) SDSU	H	26-54	.481	6-21	.286	19-23	.826	10-19	29	8	13	9	9	3	41-36	77
Colorado State	2/21	24-50	.480	3-14	.214	7-9	.778	8-18	26	18	9	16	5	1	26-32	58

INTRODUCTION  
 COACHES & STAFF  
 PLAYERS  
 2022-23 REVIEW  
 RECORDS  
 HISTORY  
 AZTEC BASKETBALL MEDIA GUIDE



# 2022-23 Statistics



MOUNTAIN WEST-RECORD 16-TIME CONFERENCE CHAMPIONS

## Team Statistics - Game-By-Game

Opponent	Site/Date	FG-FGA	Pct	3P-3PA	Pct	FT-FTA	Pct	Off-Def	Tot	PF	AT	TO	BS	ST	1st-2nd	Pts
(22/20) SDSU	A	31-70	.443	9-22	.409	2-4	.500	14-27	41	18	17	12	6	5	27-46	73
at New Mexico	2/25	24-54	.444	7-15	.467	16-22	.727	6-24	30	13	13	10	5	1	37-34	71
(18/19) SDSU	A	22-51	.431	7-19	.368	9-11	.818	8-16	24	14	8	12	9	4	30-30	60
at Boise State	2/28	23-52	.442	9-22	.409	11-14	.786	14-21	35	12	7	14	6	2	27-39	66
at (18/19) SDSU	H	23-54	.426	8-17	.471	13-15	.867	13-27	40	13	15	9	6	9	34-33	67
Wyoming	3/4	18-53	.340	8-21	.381	6-9	.667	10-18	28	14	13	10	6	2	22-28	50
[1] (20/20) SDSU	N	21-55	.382	5-19	.263	17-24	.708	14-28	42	13	12	13	5	9	27-37	64
vs. [8] Colorado State	3/9	22-57	.386	5-17	.294	12-14	.857	8-24	32	18	11	10	8	6	25-36	61
[1] (20/20) SDSU	N	22-54	.407	6-16	.375	14-19	.737	9-23	32	13	12	8	3	5	33-31	64
vs. [5] San Jose State	3/10	19-55	.345	5-19	.263	6-10	.600	13-26	39	15	9	13	3	3	20-29	49
[1] (20/20) SDSU	N	20-63	.317	2-19	.105	20-26	.769	15-30	45	13	8	8	4	4	28-34	62
vs. [3] Utah State	3/11	23-62	.371	4-24	.167	7-14	.500	11-29	40	21	13	9	4	4	29-28	57
[5] (No. 18/18) SDSU	N	24-56	.429	4-16	.250	11-18	.611	8-32	40	18	13	14	4	7	32-31	63
vs. [12] Charleston	3/16	18-56	.321	5-24	.208	16-19	.842	8-26	34	18	9	10	9	2	29-28	57
[5] (No. 18/18) SDSU	N	29-58	.500	6-20	.300	11-14	.786	10-31	41	18	17	10	5	6	39-36	75
vs. [13] Furman	3/18	16-50	.320	6-26	.231	14-18	.778	6-18	24	17	7	9	3	3	25-27	52
[5] (18/18) SDSU	N	26-69	.377	6-17	.353	13-22	.591	17-31	48	19	10	12	9	8	28-43	71
vs. [1] (1/2) Alabama	3/24	23-71	.324	3-27	.111	15-20	.750	20-32	52	22	10	14	5	5	23-41	64
[5] (18/18) SDSU	N	25-66	.379	3-13	.231	4-6	.667	13-24	37	11	6	7	1	3	28-29	57
vs. [6] (rv/21) Creighton	3/26	22-55	.400	2-17	.118	10-11	.909	9-27	37	11	9	10	3	2	33-23	56
[5] (8/18) SDSU	N	25-57	.439	9-18	.500	13-22	.591	12-23	35	17	8	8	3	2	33-39	72
vs. [9] (25/25) Florida Atlantic	4/1	23-52	.442	9-22	.409	16-21	.762	8-26	34	17	6	10	6	2	40-31	71
[5] (18/18) SDSU	N	19-59	.322	6-23	.261	15-20	.750	12-22	34	20	7	12	7	2	24-35	59
vs. [4] (10/12) Connecticut	4/3	23-53	.434	6-17	.353	24-27	.889	10-30	40	15	13	13	8	6	36-40	76

## Win/Loss Margin

	1	2	3	4	5	6	7	9	10	11	12	13	14	15	16	17	18	19	20	21	22	23	25	34	38	=<3	=<5	=<10
Win	2	3	2		3	2	2	2	2	2	1			1	2	1		1	1	1		2		1	1	7	9	16
Loss				1		1	1	2							2												1	5

## Efficiency Ratings

The National Basketball Association uses a formula to rank the most efficient players in the league. The formula for efficiency is (PTS + REB + AST + STL + BLK) - ((FGA - FGM) + (FTA - FTM) + TO) / GP. Below are San Diego State's efficiency ratings for the 2021-22 season.

### SEASON EFFICIENCY POINTS

Nathan Mensah	427
Matt Bradley	421
Jaedon LeDee	397
Keshad Johnson	389
Lamont Butler	364
Darrion Trammell	325
Micah Parrish	285
Aguek Arop	254
Adam Seiko	192
Miles Byrd	16
Elijah Saunders	16
Demarshay Johnson Jr.	9
Cade Alger	5
Jared Barnett	3
Triston Broughton	0
Tyler Broughton	(1)
<b>TEAM TOTAL</b>	<b>3,186</b>

### SEASON EFFICIENCY PER 40 MINUTES

Jaedon LeDee	22.59
Nathan Mensah	21.06
Keshad Johnson	17.99
Lamont Butler	17.28
Aguek Arop	17.05
Matt Bradley	16.35
Miles Byrd	16.00
Micah Parrish	13.62
Darrion Trammell	12.58
Cade Alger	12.50
Demarshay Johnson Jr.	12.00
Adam Seiko	10.42
Elijah Saunders	6.96
Jared Barnett	4.44
Triston Broughton	.000
Tyler Broughton	(.500)
<b>TEAM AVERAGE</b>	<b>16.23</b>

### MOUNTAIN WEST EFFICIENCY POINTS

Matt Bradley	228
Nathan Mensah	198
Keshad Johnson	197
Jaedon LeDee	192
Lamont Butler	155
Micah Parrish	146
Aguek Arop	120
Darrion Trammell	115
Adam Seiko	105
Elijah Saunders	5
Demarshay Johnson Jr.	1
Cade Alger	0
Triston Broughton	0
Jared Barnett	(2)
Tyler Broughton	(1)
<b>TEAM TOTAL</b>	<b>1,489</b>



# 2022-23 Statistics



MOUNTAIN WEST-RECORD 16-TIME CONFERENCE CHAMPIONS

## Individual Game-By-Game (Points/Rebounds/Assists)

Opponent	0 Keshad Johnson	2 Adam Seiko	3 Micah Parrish	4 Jared Barnett	5 Lamont Butler	11 Demarshay Johnson Jr.	12 Darrion Trammell	13 Jaedon LeDee	14 Cade Alger	20 Matt Bradley	21 Miles Byrd	24 Tyler Broughton	25 Elijah Saunders	31 Nathan Mensah	33 Aguiek Arop	42 Triston Broughton
CAL STATE FULLERTON	4/3/2	6/1/1	5/0/2	0/1/1	11/3/6	0/0/0	18/2/1	11/4/3	3/0/0	8/4/2	2/0/0	0/0/0	0/0/0	10/6/0	2/1/0	0/0/0
BRIGHAM YOUNG	4/2/0	0/2/1	7/2/2	CD	5/2/4	CD	21/3/4	23/6/0	CD	6/4/2	CD	CD	CD	14/10/1	2/4/1	CD
at Stanford	11/2/0	8/3/1	9/2/0	CD	11/0/6	CD	6/3/6	14/4/0	CD	7/5/0	CD	DNT	CD	2/6/0	6/0/2	DNT
#vs. Ohio State	6/5/2	14/5/0	15/5/1	CD	15/2/3	CD	6/2/4	6/5/1	INJ	18/1/1	CD	DNT	CD	2/5/0	5/4/2	DNT
#vs. Arizona	8/5/0	2/1/0	10/4/0	CD	4/0/1	CD	21/2/2	5/3/1	INJ	5/3/0	INJ	DNT	0/0/0	9/7/0	6/3/0	DNT
#vs. Arkansas	10/7/1	2/2/1	2/1/1	CD	9/2/0	CD	13/2/2	6/1/0	INJ	23/7/1	INJ	DNT	CD	2/4/1	7/3/1	DNT
UC IRVINE	10/4/1	6/0/1	9/5/0	CD	6/4/4	CD	7/1/5	0/3/0	INJ	14/6/2	INJ	INJ	CD	18/6/0	2/3/0	INJ
OCCIDENTAL	6/5/1	20/1/1	14/2/0	3/2/0	9/4/3	8/3/1	INJ	7/5/2	3/2/0	9/4/8	8/1/6	INJ	4/8/3	4/2/1	INJ	INJ
TROY	0/2/0	3/2/0	0/2/0	CD	5/2/3	CD	14/4/4	4/2/0	CD	19/4/2	CD	CD	0/1/0	7/9/2	8/5/1	CD
^vs. Saint Mary's	12/4/0	0/1/0	4/1/0	CD	11/3/2	CD	7/2/4	4/8/1	CD	13/5/0	CD	DNT	CD	4/4/0	6/3/4	DNT
KENNESAW STATE	7/6/2	INJ	19/2/0	0/0/2	9/1/3	0/1/0	14/4/4	14/7/2	0/0/0	4/2/4	7/0/0	0/1/0	6/3/3	6/9/0	2/0/1	INJ
UC SAN DIEGO	9/5/0	6/2/0	5/6/0	CD	5/3/3	CD	18/5/4	2/12/3	CD	5/6/1	0/1/0	CD	2/0/1	6/3/0	4/1/0	CD
*AIR FORCE	9/5/1	9/4/0	6/1/0	CD	6/2/2	CD	6/0/5	6/6/0	CD	27/3/1	INJ	CD	0/1/0	2/7/0	0/1/1	CD
*at UNLV	0/1/0	4/0/0	4/5/1	CD	9/0/0	CD	21/6/5	0/4/0	CD	23/4/1	CD	DNT	0/0/0	3/11/1	12/5/0	DNT
*at Wyoming	7/2/0	6/2/3	5/4/1	CD	23/2/2	CD	4/0/3	8/9/0	DNT	18/2/3	CD	DNT	CD	7/3/2	2/1/0	DNT
*NEVADA	11/3/2	5/1/1	3/4/1	INJ	15/2/4	DND	6/1/4	9/6/1	CD	17/10/2	CD	INJ	CD	8/5/2	0/0/1	CD
*NEW MEXICO	10/7/1	13/3/1	9/4/0	INJ	9/1/4	CD	4/1/0	0/3/2	CD	14/4/5	CD	CD	0/2/1	8/5/0	INJ	CD
*at Colorado State	5/7/0	3/0/0	15/5/0	CD	19/2/2	CD	11/3/6	4/6/2	CD	14/4/7	CD	DNT	CD	6/6/0	5/3/0	DNT
*at Air Force	13/10/0	DNT	7/2/2	CD	11/3/0	CD	12/2/2	6/7/1	CD	13/7/1	INJ	DNT	CD	4/6/0	4/8/0	DNT
*UTAH STATE	11/10/0	21/3/1	9/2/1	CD	8/2/4	CD	7/3/4	9/3/2	CD	4/1/3	CD	CD	CD	10/4/0	2/2/2	CD
*SAN JOSE STATE	16/8/0	3/0/0	2/4/1	0/0/0	8/3/5	CD	7/3/2	9/4/0	0/0/0	14/0/2	CD	0/0/0	0/0/0	8/8/0	5/1/2	0/0/0
*at Nevada	4/4/0	6/1/1	6/3/0	CD	3/2/5	CD	10/1/4	8/5/1	CD	16/3/2	CD	DNT	CD	4/4/0	9/2/0	DNT
*BOISE STATE	10/5/0	9/0/1	4/5/0	0/0/0	7/3/5	0/1/0	4/2/7	9/4/0	0/0/0	3/0/0	CD	0/0/0	2/1/0	17/6/0	7/4/0	CD
*at Utah State	6/4/1	0/0/1	12/6/0	CD	4/2/5	CD	5/1/1	14/10/1	CD	18/6/1	CD	DNT	CD	0/3/1	4/5/0	DNT
*UNLV	14/4/2	18/2/1	9/4/1	CD	7/7/7	CD	0/1/6	6/3/1	CD	17/4/2	CD	CD	0/0/0	11/11/0	0/1/3	CD
*at Fresno State	7/10/0	0/0/1	6/3/0	CD	2/2/1	CD	4/1/2	6/5/0	CD	10/3/3	CD	DNT	0/0/0	8/8/2	2/2/0	DNT
*COLORADO STATE	1/6/1	0/2/0	12/2/1	0/0/0	11/3/5	0/0/0	11/2/5	14/6/0	CD	13/2/1	CD	0/0/0	0/1/0	6/3/0	4/2/0	0/0/0
*at New Mexico	9/10/0	2/2/1	7/1/2	CD	10/4/2	CD	18/2/3	4/0/0	CD	11/5/7	CD	DNT	CD	6/6/1	6/6/1	DNT
*at Boise State	4/2/0	3/1/0	11/3/1	CD	3/4/1	CD	7/0/2	8/2/0	CD	16/6/1	CD	DNT	CD	2/3/1	6/1/1	DNT
*WYOMING	4/6/0	14/1/2	6/6/2	0/0/0	0/3/6	0/0/0	3/2/2	21/8/1	0/0/0	11/1/1	CD	0/0/0	CD	4/3/1	4/5/0	0/0/0
+vs. [8] Colorado State (MWC-QF)	8/8/1	7/1/1	6/4/1	CD	16/5/1	CD	0/5/2	10/8/3	CD	13/2/2	CD	DNT	CD	4/4/0	0/2/1	DNT
+vs. [5] San Jose State (MWC-SF)	15/4/1	1/0/2	9/7/0	0/0/0	7/3/4	0/0/0	15/1/2	2/0/1	0/0/0	8/5/1	CD	DNT	0/0/0	3/8/2	4/3/0	DNT
+vs. [3] Utah State (MWC-CH)	4/3/0	7/2/0	5/4/1	CD	4/4/3	CD	4/1/1	13/10/1	CD	16/2/0	CD	DNT	CD	1/8/1	8/8/1	DNT
&vs. [12] Charleston (NCAA-1R)	8/2/0	1/0/1	7/5/0	CD	7/2/5	CD	5/4/1	8/10/1	CD	17/7/4	CD	DNT	CD	2/4/0	8/3/1	DNT
&vs. [13] Furman (NCAA-2R)	7/3/2	2/1/0	16/6/0	3/0/0	12/6/6	0/0/0	13/2/2	2/4/2	0/0/0	10/3/2	CD	DNT	0/0/0	6/9/1	4/3/2	DNT
&vs. [1] Alabama (NCAA-S16)	8/6/0	7/1/1	9/8/3	CD	4/4/4	CD	21/5/0	12/6/0	CD	6/1/0	CD	DNT	CD	4/8/1	0/3/1	DNT
&vs. [6] Creighton (NCAA-E8)	5/5/1	0/1/2	0/3/0	CD	18/2/0	CD	12/5/1	6/6/0	CD	2/4/2	CD	DNT	CD	8/6/0	6/3/0	DNT
%vs. [9] Florida Atlantic (NCAA-F4)	3/5/2	0/0/1	6/5/0	CD	9/2/3	CD	5/3/0	12/6/0	CD	21/6/2	CD	DNT	CD	7/6/0	9/2/0	DNT
%vs. [4] Connecticut (NCAA-NC)	14/4/1	3/2/0	0/3/0	0/0/0	13/4/2	0/0/0	13/3/1	7/4/1	0/0/0	8/3/1	CD	DNT	0/0/0	1/6/1	0/4/1	DNT

Red indicates players started. CD – Did Not Play-Coach's Decision. DND - Did Not Dress. DNT - Did Not Travel. INJ – Did Not Play-Injured. SUSP - Suspension. Caps denotes home game. # - Lahaina Civic Center (Lahaina, Maui). ^ - Footprint Center, (Phoenix, Ariz.). \* - Mountain West Game. + - Mountain West Men's Basketball Championship (Thomas & Mack Center; Las Vegas, Nevada). & - NCAA First and Second Round (Amway Center; Orlando, Fla.). S - NCAA Sweet 16 and Elite Eight (KFC Yum! Center; Louisville, Ky.). % - NCAA Final Four and Championship (NRG Stadium; Houston, Texas)

## Starting Lineups

F	F	G	G	G	W-L	Record As An SDSU Starter	Season	Career*
Johnson	Mensah	Bradley	Butler	Trammell	29-7	Aguiek Arop	1-0	6-2
Johnson	Mensah	Bradley	Butler	Parrish	1-0	Matt Bradley	32-7	55-16
Johnson	LeDee	Bradley	Butler	Trammell	1-0	Lamont Butler	31-7	51-14
Johnson	Mensah	Arop	Bradley	Seiko	1-0	Keshad Johnson	32-7	55-16
						Jaedon LeDee	1-0	1-0
						Nathan Mensah	31-7	102-28
						Micah Parrish	1-0	1-0
						Adam Seiko	1-0	10-5
						Darrion Trammell	30-7	30-7

\* - Aztec career

INTRODUCTION  
COACHES & STAFF  
PLAYERS  
2022-23 REVIEW  
RECORDS  
HISTORY  
AZTEC BASKETBALL MEDIA GUIDE



# 2022-23 Statistics



MOUNTAIN WEST-RECORD 16-TIME CONFERENCE CHAMPIONS

## Individual Superlatives

Category	San Diego State	Opponent
<b>Points Scored</b>	27, Matt Bradley vs. Air Force* (12-28-22)	29, Jaelen House, New Mexico* (1-14-23)
<b>Field Goals</b>	9 - three times, last: Darrion Trammell vs. 1/2 Alabama (3-24-23)	10, Jaelen House, New Mexico* (1-14-23)
<b>Field Goals Attempted</b>	20, Matt Bradley vs. Arkansas (11-23-22)	21, Jaelen House, New Mexico* (1-14-23)
<b>Highest FG Percentage (min. 5 made)</b>	1.000, two times, last: 5-5, Keshad Johnson vs. Boise State* (2-3-23)	.857 (6-7), Dan Akin, Utah State* (1-25-23)
<b>Highest FG Percentage (min. 10 made)</b>		.476 (10-21), Jaelen House, New Mexico* (1-14-23)
<b>3-Point Field Goals Made</b>	7, Adam Seiko vs. Utah State* (1-25-23)	5 - three times, last: Max Rice, Boise State* (2-28-23)
<b>3-Point Field Goals Attempted</b>	11, Lamont Butler at Wyoming* (1-7-23)	10 - three times, last: Elijah Harkless, UNLV*, (12-31-22)
<b>3-Point Field Goal Percentage (min. 4 made)</b>	.857 (6-7), two times, last: Matt Bradley vs. Air Force* (12-28-22)	1.000 (5-5), Courtney Ramey, Arizona (11-22-22)
<b>3-Point Field Goal Percentage (min. 5 made)</b>	.857 (6-7), two times, last: Matt Bradley vs. Air Force* (12-28-22)	1.000 (5-5), Courtney Ramey, Arizona (11-22-22)
<b>Free Throws</b>	10, Jaedon LeDee vs. Kennesaw State (12-12-22)	11, Elijah Harkless, UNLV* (2-11-23)
<b>Free Throws Attempted</b>	12, Nathan Mensah vs. Boise State* (2-3-23)	13, Elijah Harkless, UNLV* (2-11-23)
<b>Free Throw Percentage (min. 7 made)</b>	1.000 (7-7), Micah Parrish at Air Force* (1-21-23)	1.000 (8-8), Triston Newton, 10/12 Connecticut (4/3/23)
<b>Free Throw Percentage (min. 10 made)</b>	.909 (10-11), Jaedon LeDee vs. Kennesaw State (12-12-22)	
<b>Offensive Rebounds</b>	7, Keshad Johnson vs. UNLV* (2-11-23)	6, Mark Sears, 1/2 Alabama (3-24-23)
<b>Defensive Rebounds</b>	9, Keshad Johnson at Fresno State* (2-15-23)	12, Morris Udeze, New Mexico* (1-14-23)
<b>Total Rebounds</b>	12, Jaedon LeDee, vs. UC San Diego (12-20-22)	15, Morris Udeze, New Mexico* (1-14-23)
<b>Assists</b>	8, Matt Bradley vs. Occidental (12-2-22)	11, Isaiah Stevens, Colorado State* (1-18-23)
<b>Blocked Shots</b>	5, Nathan Mensah vs. 1/2 Alabama (3-24-23)	4, James Moors, Colorado State* (1-18-23)
<b>Steals</b>	6, Lamont Butler vs. Brigham Young (11-11-22)	5 - two times, last: Bryce Pope & Jace Roquemore, UC San Diego (12-20-22)
<b>Minutes Played</b>	36:12, Lamont Butler at Utah State* (2-8-23)	44:12, Isaiah Stevens, Colorado State* (1-18-23)

\* - Mountain West Game

## Team Superlatives

SDSU High	SDSU Low	Category	Opponent High	Opponent Low
95, vs. Occidental (12-2-22)	45, at Fresno State* (2-15-23)	<b>Points Scored</b>	87, Arizona (11-22-22)	43, Fresno State* (2-15-23)
35, vs. Occidental (12-2-22)	16, at Fresno State* (2-15-23)	<b>Field Goals</b>	34, Arizona (11-22-22)	16, Furman (3-18-23)
70, at New Mexico* (2-25-23)	48, at Nevada* (1-31-23)	<b>Field Goals Attempted</b>	71, No. 1/2 Alabama (3-24-23)	45, Wyoming* (1-7-23)
.538, vs. Cal State Fullerton (11-7-22)	.317, vs. Utah State (3-11-23)	<b>FG Percentage</b>	.586, Arizona (11-22-22)	.309, Fresno State* (2-15-23)
19, vs. Occidental (12-2-22)	2 - 2x, last: vs. Utah State (3-11-23)	<b>3-Point Field Goals Made</b>	11 - two times, last: Utah State* (1-25-23)	2 - two times, last: Creighton (3-26-23)
37, vs. Occidental (12-2-22)	14, vs. Brigham Young (11-11-22)	<b>3-Point Field Goals Attempted</b>	36, UNLV* (12-31-22)	15, New Mexico* (2-25-23)
.545, vs. Utah State* (1-25-23)	.105, vs. Utah State* (3-11-23)	<b>3-Point Field Goal Percentage</b>	.455, Wyoming* (1-7-23)	.080, Fresno State* (2-15-23)
26, vs. Brigham Young (11-11-22)	2, at New Mexico* (2-25-23)	<b>Free Throws Made</b>	27, Arkansas (11-23-22)	2, Occidental (12-2-22)
37, vs. Brigham Young (11-11-22)	4, at New Mexico* (2-25-23)	<b>Free Throws Attempted</b>	38, Arkansas (11-23-22)	2, Occidental (12-2-22)
.957, at Air Force* (1-21-23)	.500 - two times, last at New Mexico* (2-25-23)	<b>Free Throw Percentage</b>	1.000 - three times, last: Fresno State* (2-15-23)	.600 - two times, last: Utah State* (1-25-23)
18, vs. UNLV* (2-11-23)	3, at Stanford (11-15-22)	<b>Offensive Rebounds</b>	20, No. 1/2 Alabama (3-24-23)	4 - two times, last: Air Force* (1-21-23)
34, vs. UC San Diego (12-20-22)	18, at Wyoming* (1-7-23)	<b>Defensive Rebounds</b>	32 - two times, last: No. 1/2 Alabama (3-24-23)	13, vs. UNLV* (2-11-23)
48, vs. No. 1/2 Alabama (3-24-23)	27, at Stanford (11-15-22)	<b>Total Rebounds</b>	52, No. 1/2 Alabama (3-24-23)	20 - two times, last: Wyoming* (1-7-23)
23 - two times, last: vs. UNLV* (2-11-23)	4, vs. Occidental (12-2-22)	<b>Fouls</b>	26 - two times, last: UNLV* (12-31-22)	11, Creighton (3-26-23)
2, vs. Arkansas (11-23-22)	0 - 23 times, last: vs. 10/12 Connecticut (4-3-23)	<b>Fouled Out</b>	2 - two times, last: vs. Utah State (3-11-23)	0 - 19 times, last: vs. 10/12 Connecticut (4-3-23)
26, vs. Occidental (12-2-22)	4, vs. Arizona (11-22-22)	<b>Assists</b>	19, Colorado State* (1-18-23)	4, UC San Diego (12-20-22)
22, at UNLV* (12-31-22)	3, vs. San Jose State* (1-28-23)	<b>Turnovers</b>	21, Kennesaw State (12-12-22)	6 - two times, last: Nevada* (1-31-23)
9, 2 times, last: vs. Colorado State* (3-9-23)	1 - five times, last: at Nevada* (1-31-23)	<b>Blocked Shots</b>	8, Colorado State* (1-18-23)	1 - five times, last: New Mexico* (2-25-23)
16, vs. Brigham Young (11-11-22)	1 - two times, last: vs. Creighton (3-26-23)	<b>Steals</b>	12, UC San Diego (12-20-22)	1 - two times, last: Creighton (3-26-23)
59 (1st), vs. Occidental (12-2-22)	22 (2nd), at Fresno State* (2-15-23)	<b>Points/Half</b>	51 (2nd), Ohio State (11-21-22)	14 (1st), San Jose State* (1-28-23)
.654 (2nd), vs. Cal State Fullerton (11-7-22)	.286 - two times, last: vs. 10/12 Connecticut (4-3-23)	<b>FG Percentage/Half</b>	.677 (2nd), Arizona (11-22-22)	.207 (2nd), Troy (12-5-22)
5 vs. Colorado State* (2-21-23)	1 - four times, last: vs. Charleston (3-16-23)	<b>Double-Figure Scorers</b>	5 - two times, last: Colorado State (1-19-23)	1 - four times, last: Boise State* (2-3-23)
+20, at Air Force* (1-21-23)	-11, vs. Arizona (11-22-22)	<b>Rebound Margin</b>	-11, vs. Arizona (11-22-22)	-20, at Air Force* (1-21-23)
+30, vs. Occidental (12-2-22)	-12, vs. Connecticut (4-3-23)	<b>Halftime Scoring Margin</b>	+12, 10/12 Connecticut (4/3/23)	-30, Occidental (12-2-22)

\* - Mountain West Game

INTRODUCTION

COACHES & STAFF

PLAYERS

2022-23 REVIEW

RECORDS

HISTORY

AZTEC BASKETBALL MEDIA GUIDE



# 2022-23 Statistics



MOUNTAIN WEST-RECORD 16-TIME CONFERENCE CHAMPIONS

## Game-By-Game Largest Lead/Time In Lead

Date	Opponent	SDSU Result	SDSU Big		Opp Big		Ties	LC	SDSU in			Paint		Off TOs		2nd Ch.		Bench	
			Lead	Lead	Lead	Lead			Lead	Tied	SD	Opp	SD	Opp	SD	Opp	SD	Opp	
Nov. 7	CAL STATE FULLERTON	W	80-57	28	0	0	0	!	39:47	0:00	0:13	32	24	22	12	7	9	29	17
Nov. 11	BRIGHAM YOUNG	W	82-75	9	10	5	8		5:46	30:54	3:20	36	34	17	9	19	14	32	13
Nov. 15	at Stanford	W	74-62	17	0	0	0	!	39:35	0:00	0:25	26	34	21	7	0	11	37	32
Nov. 21	#vs. Ohio State	W	88-77	16	5	0	1		32:37	5:07	2:16	28	26	9	8	9	9	41	27
Nov. 22	#vs. Arizona	L	70-87	2	21	1	2		0:15	38:59	0:46	28	36	23	14	13	10	23	12
Nov. 23	#vs. Arkansas	ot-L	74-78	13	4	5	10		33:47	8:52	2:21	34	32	16	16	4	11	17	33
Nov. 29	UC IRVINE	W	72-69	9	4	3	8		29:08	8:27	2:25	32	30	9	16	5	8	17	16
Dec. 2	OCCIDENTAL	W	95-57	43	2	1	3	!	36:05	2:22	1:33	30	24	15	10	19	2	53	21
Dec. 5	TROY	W	60-55	8	8	6	4		15:50	18:47	5:23	30	16	14	7	15	5	15	34
Dec. 10	^vs. Saint Mary's	L	61-68	4	9	11	9		7:37	25:04	7:19	36	28	11	14	13	2	14	7
Dec. 12	KENNESAW STATE	W	88-54	40	3	2	6	!	35:03	4:14	0:43	40	16	19	17	14	2	48	22
Dec. 20	UC SAN DIEGO	W	62-46	26	0	0	0	!	38:18	0:00	1:42	18	16	17	10	8	10	23	8
Dec. 28	*AIR FORCE	W	71-55	19	0	1	0	!	38:57	0:00	1:03	20	22	26	8	17	7	21	26
Dec. 31	*at UNLV	W	76-67	14	7	2	5	!	31:10	7:03	1:47	18	20	16	18	12	17	20	8
Jan. 7	*at Wyoming	W	80-75	8	3	17	9		27:35	7:20	5:05	28	28	20	16	6	8	21	17
Jan. 10	*NEVADA	W	74-65	22	0	0	0	!	39:35	0:00	0:25	26	24	14	14	13	17	17	24
Jan. 14	*NEW MEXICO	L	67-76	2	13	5	3		1:26	35:17	3:17	28	34	8	14	8	2	22	5
Jan. 18	*at Colorado State	ot-W	82-76	7	9	6	7		13:27	29:03	2:30	28	28	20	10	6	9	27	15
Jan. 21	*at Air Force	W	70-60	18	5	1	2	!	29:06	9:44	1:10	32	30	10	4	18	0	17	14
Jan. 25	*UTAH STATE	W	85-75	20	1	0	2	!	38:48	1:00	0:12	28	34	14	17	17	12	45	17
Jan. 28	*SAN JOSE STATE	W	72-51	27	2	2	2	!	36:50	1:25	1:45	32	24	16	2	14	8	19	19
Jan. 31	*at Nevada	L	66-75	7	9	12	16		10:04	23:31	6:25	20	26	8	13	6	7	29	1
Feb. 3	*BOISE STATE	W	72-52	25	4	2	2	!	34:32	2:15	3:13	32	32	15	11	11	2	31	16
Feb. 8	*at Utah State	W	63-61	16	5	0	1	!	32:17	6:29	1:14	30	26	13	17	12	11	30	9
Feb. 11	*UNLV	W	82-71	23	0	0	0	!	39:42	0:00	0:18	30	30	10	21	22	11	33	23
Feb. 15	*at Fresno State	W	45-43	7	5	5	12		28:13	7:24	4:23	22	24	8	11	5	8	14	10
Feb. 21	*COLORADO STATE	W	77-58	25	2	1	3	!	37:16	1:11	1:33	30	34	15	11	9	8	35	19
Feb. 25	*at New Mexico	W	73-71	6	13	3	16		13:48	22:59	3:13	22	26	12	9	11	5	19	15
Feb. 28	*at Boise State	L	60-66	9	6	4	6		33:12	4:23	2:25	18	28	14	16	5	17	28	5
March 4	*WYOMING	W	67-50	23	0	0	0	!	39:13	0:00	0:47	26	18	7	8	17	11	30	6
March 9	[8] +vs. Colorado State (MWC-QF)	W	64-61	5	8	9	11		15:58	18:30	5:32	30	30	1	14	17	10	23	5
March 10	[5] +vs. San Jose State (MWC-SF)	W	64-49	20	1	1	4	!	37:23	2:20	0:17	26	28	8	3	9	11	16	22
March 11	[3] +vs. Utah State (MWC-CH.)	W	62-57	8	11	4	4		17:10	20:08	2:42	28	34	8	12	14	12	33	16
March 16	[12] &vs. Charleston (NCAA-1R)	W	63-57	9	7	4	4	!	21:30	15:27	3:03	38	26	8	16	12	6	24	8
March 18	[13] &vs. Furman (NCAA-2R)	W	75-52	26	4	3	5	!	32:17	4:52	2:51	40	16	11	5	18	5	27	11
March 24	[1] #vs. Alabama (NCAA-S16)	W	71-64	9	9	8	9		20:11	14:44	5:05	28	40	15	15	18	20	28	16
March 26	[6] #vs. Creighton (NCAA-E8)	W	57-56	4	8	7	6		7:03	29:12	3:45	36	34	8	11	13	9	12	0
April 1	[9] %vs. Florida Atlantic (NCAA-FF)	W	72-71	9	14	3	7		6:34	31:42	1:44	24	28	7	7	11	9	27	15
April 3	[4] %vs. Connecticut (NCAA-NC)	L	59-76	4	17	1	2		4:35	34:16	1:09	16	26	13	13	13	4	10	16

Caps denotes home game. ! - Game in which San Diego State never trailed in the second half. Red - Game in which San Diego State never trailed. D - Game what was played during the day (tip prior to 5 p.m. local time). # - Maui Jim Maui Invitational (Lahaina Civic Center; Lahaina, Maui). ^ - Jerry Colangelo Classic (Footprint Center; Phoenix, Ariz.). \* - Mountain West Game. + - Mountain West Men's Basketball Championship (Thomas & Mack Center; Las Vegas, Nevada). & - NCAA First & Second Round (Amway Center; Orlando, Fla.). # - NCAA Sweet 16 & Elite Eight (KFC Yum! Center; Louisville, Ky.). % - NCAA Final Four & Championship (NRG Stadium; Houston, Texas).

### LEADS AND DEFICITS

SDSU Biggest Halftime Lead	30, vs. Occidental (12-2-22)
SDSU Biggest Halftime Lead Lost	9, vs. Arkansas (11-23-22)
SDSU Biggest Halftime Lead Lost in a Loss	9, vs. Arkansas (11-23-22)
SDSU Biggest Halftime Deficit	12, vs. Connecticut (4-3-23)
SDSU Biggest Halftime Deficit Overcome	10 - two times, last: at New Mexico* (2-25-23)
SDSU Biggest Halftime Deficit Overcome for Victory	10, at New Mexico* (2-25-23)
SDSU Biggest Lead	43, vs. Occidental (12-2-22)
SDSU Biggest Lead Lost	13, vs. Arkansas (11-23-22)
SDSU Biggest Lead Lost in a Loss	13, vs. Arkansas (11-23-22)
SDSU Biggest Deficit	21, vs. Arizona (11-22-22)
SDSU Biggest Deficit Overcome	16, vs. Arizona (11-22-22)
SDSU Biggest Deficit Overcome in a Victory	14, vs. Florida Atlantic (4-2-23)

### SEASON

22, vs. Boise State* (2-3-23)
3, at Boise State* (2-28-23)
3, at Boise State* (2-28-23)
10 - two times, last: at New Mexico* (2-25-23)
10 - two times, last: at New Mexico* (2-25-23)
10, at New Mexico* (2-25-23)
27, vs. San Jose State* (1-28-23)
9, at Boise State* (2-28-23)
9, at Boise State* (2-28-23)
13 - two times, last: at New Mexico* (2-25-23)
11, vs. New Mexico* (1-14-23)
13 - two times, last: at New Mexico* (2-25-23)

### MOUNTAIN WEST GAME

22, vs. Boise State* (2-3-23)
3, at Boise State* (2-28-23)
3, at Boise State* (2-28-23)
10 - two times, last: at New Mexico* (2-25-23)
10 - two times, last: at New Mexico* (2-25-23)
10, at New Mexico* (2-25-23)
27, vs. San Jose State* (1-28-23)
9, at Boise State* (2-28-23)
9, at Boise State* (2-28-23)
13 - two times, last: at New Mexico* (2-25-23)
11, vs. New Mexico* (1-14-23)
13 - two times, last: at New Mexico* (2-25-23)

INTRODUCTION

COACHES & STAFF

PLAYERS

2022-23 REVIEW

RECORDS

HISTORY

AZTEC BASKETBALL MEDIA GUIDE



# 2022-23 Statistics



MOUNTAIN WEST-RECORD 16-TIME CONFERENCE CHAMPIONS

## Miscellaneous Statistics

SEASON	SDSU Team Leader			Games With					Double-Doubles	
	Points	Rebounds	Assists	10+ Pts	20+Pts	30+Pts	10+Rebs	10+Ast	Point/Reb.	Point/Ast.
Cade Alger										
Aguek Arop			1							
Jared Barnett										
Matt Bradley	16	5	8	26	4		1		1	
Triston Broughton										
Tyler Broughton										
Lamont Butler	4		18	14	1					
Miles Byrd										
Demarshay Johnson Jr.										
Keshad Johnson	4	11		13			3		2	
Cam Lawin										
Jaedon LeDee	4	13	1	11	2		4		2	
Nathan Mensah	2	19	1	6			3		2	
Micah Parrish	2	2	1	9						
Elijah Saunders		1								
Adam Seiko	3	1	2	6	2					
Darrion Trammell	6		19	18	4					

CAREER	SDSU Team Leader			Games With					Double-Doubles	
	Points	Rebounds	Assists	10+ Pts	20+Pts	30+Pts	10+Rebs	10+Ast	Point/Reb.	Point/Ast.
Cade Alger										
Aguek Arop		4	4	4						
Jared Barnett										
Matt Bradley	35	20	21	123	39	1	5		5	
Triston Broughton										
Tyler Broughton										
Lamont Butler	6		22	26	1					
Miles Byrd										
Demarshay Johnson Jr.										
Keshad Johnson	5	21	3	25			7		4	
Cam Lawin										
Jaedon LeDee	4	13	1	19	3		4		2	
Nathan Mensah	8	55	2	33			18		8	
Micah Parrish	2	2	1	42	3		5		4	
Elijah Saunders		1								
Adam Seiko	4	2	3	15	2					
Darrion Trammell	6		19	67	25	5		1		1

DUNKS	Season	Gm. High
Keshad Johnson	38	3
Nathan Mensah	23	3
Jaedon LeDee	17	2
Aguek Arop	10	3
Lamont Butler	4	1
Micah Parrish	3	2
Elijah Saunders	3	2
Demarshay Johnson Jr.	2	2
Miles Byrd	2	1
Matt Bradley	2	1
<b>TOTAL</b>	<b>104</b>	<b>7</b>

TOP SCORING PERFORMANCES	Points
Matt Bradley vs. Air Force* (12-28-22)	27
Adam Seiko vs. Utah State* (1-25-23)	25
Lamont Butler at Wyoming* (1-7-23)	23
Matt Bradley at UNLV* (12-31-22)	23
Matt Bradley vs. Arkansas (11-23-22)	23
Jaedon LeDee vs. Brigham Young (11-11-22)	23
Matt Bradley vs. Florida Atlantic (4-1-23)	21
Darrion Trammell vs. Alabama (3-24-23)	21
Jaedon LeDee vs. Wyoming* (3-4-23)	21
Darrion Trammell at UNLV* (12-31-22)	21
Darrion Trammell vs. Arizona (11-22-22)	21
Darrion Trammell vs. Brigham Young (11-11-22)	21
Adam Seiko vs. Occidental (12-2-22)	20

TOP REBOUNDING PERFORMANCES	Rebounds
Jaedon LeDee vs. UC San Diego (12-20-22)	12
Nathan Mensah vs. UNLV* (2-11-23)	11

Nathan Mensah at UNLV* (12-31-22)	11
Jaedon LeDee vs. College of Charleston (3-16-23)	10
Jaedon LeDee vs. Utah State (3-11-23)	10
Keshad Johnson at New Mexico* (2-25-23)	10
Keshad Johnson at Fresno State* (2-15-23)	10
Jaedon LeDee at Utah State* (2-8-23)	10
Keshad Johnson vs. Utah State* (1-25-23)	10
Keshad Johnson at Air Force* (1-21-23)	10
Matt Bradley vs. Nevada* (1-10-23)	10
Nathan Mensah vs. Brigham Young (11-11-22)	10

TOP ASSISTS PERFORMANCES	Assists
Matt Bradley vs. Occidental (12-2-22)	8
Matt Bradley at New Mexico* (2-25-23)	7
Lamont Butler vs. UNLV* (2-11-23)	7
Darrion Trammell vs. Boise State* (2-3-23)	7
Matt Bradley at Colorado State* (1-18-23)	7
Lamont Butler vs. Furman (3-18-23)	6
Lamont Butler vs. Wyoming* (3-4-23)	6
Darrion Trammell vs. UNLV* (2-11-23)	6
Darrion Trammell at Colorado State* (1-18-23)	6
Miles Byrd vs. Occidental (12-2-22)	6
Lamont Butler vs. Stanford (11-15-22)	6
Darrion Trammell at Stanford (11-15-22)	6
Lamont Butler vs. Cal State Fullerton (11-7-22)	6

TOP 3-POINT FG PERFORMANCES	3-Point FG
Adam Seiko vs. Utah State* (1-25-23)	7
Adam Seiko vs. UNLV* (2-11-23)	6
Matt Bradley vs. Air Force* (12-28-22)	6
Adam Seiko vs. Occidental (12-2-22)	6

Lamont Butler at Wyoming* (1-7-23)	5
Matt Bradley at UNLV* (12-31-22)	5
Adam Seiko vs. Wyoming* (3-4-23)	4
Darrion Trammell at New Mexico* (2-25-23)	4
Darrion Trammell at UNLV* (12-31-22)	4
Darrion Trammell vs. UC San Diego (12-20-22)	4
Matt Bradley vs. Ohio State (11-21-22)	4
Darrion Trammell vs. Cal State Fullerton (11-7-22)	4

TOP STEALS PERFORMANCES	Steals
Lamont Butler vs. Brigham Young (11-11-22)	6
Lamont Butler vs. Kennesaw State (12-12-22)	4
Darrion Trammell at Stanford (11-15-22)	4
Nathan Mensah vs. Brigham Young (11-11-22)	4
Lamont Butler vs. Cal State Fullerton (11-7-22)	4

GAMES MISSED	Games Missed
Miles Byrd	6
Cade Alger	5
Tyler Broughton	3
Jared Barnett	3
Triston Broughton	3
Aguek Arop	2
Adam Seiko	2
Demarshay Johnson Jr.	1
Darrion Trammell	1

\* - conference game. ^ - conference tournament game. red - career high

INTRODUCTION

COACHES & STAFF

PLAYERS

2022-23 REVIEW

RECORDS

HISTORY

AZTEC BASKETBALL MEDIA GUIDE



# 2022-23 Statistics



MOUNTAIN WEST-RECORD 16-TIME CONFERENCE CHAMPIONS

## Miscellaneous Statistics

### San Diego State's Record When...

Category	2022-23 Season	Dutcher Era	SDSU Streak	Note
Home	15-1	82-10	Won 6	SDSU is 38-2 in its last 40, 56-5 in its last 61 and 65-6 in its last 71 home games; 16-game homecourt win streak snapped vs. New Mexico (1-14-23)
Away	8-2	39-23	Lost 1	SDSU is 31-9 in its last 40 road games and 94-52 in its last 146 road games; Aztecs are 91-42 in last 133 road games vs. non-AP top 25 teams.
Neutral	9-4	29-14	Lost 1	Aztecs have won 62 of the last 93 games at neutral sites (62-31); Won six of last 12 meetings with AP Top 25 teams
Scoring First	21-2	103-22	Won 11	SDSU is 220-56 in its last 276 games in which it has scored first. Last loss: vs. New Mexico (1-14-23)
Opponent Scores First	11-5	47-25	Lost 1	SDSU is 36-13 in its last 49 and 118-51 in its last 169 games in which the opponent has scored first
Leading at Half	24-3	128-16	Won 6	SDSU is 59-5 in its last 64; 97-8 in its last 105 and 191-24 in its last 215 games when ahead at half; <b>149-9 in last 158 at home when leading at half</b>
Trailing at Half	8-3	21-28	Lost 1	SDSU is 26-39 the last 64 times trailing at the half and 51-68 since the start of '10-11
Tied at Half	0-1	1-3	Lost 1	SDSU is 8-6 in last 14 games that have been tied at half
Leading with 5:00 Left	26-2	136-10	Won 7	Won 389 of last 404; 164-gm win streak snapped vs. Boise (2-27-16); Last loss before 164-gm streak: at WYO (1-9-10); 37-gm streak snapped vs. Creighton (3-17-22)
Trailing with 5:00 Left	6-4	12-33	Lost 1	SDSU is 19-76 in its last 95; 2022-23 wins: vs. FAU (4-1-23), vs. Creighton (3-26-23), vs. CSU (1-19-23), at WYO (1-7-23), vs. UC Irvine (11-29-22), vs. BYU (11-11-22)
Tied with 5:00 Left	0-1	3-4	Lost 3	SDSU is 6-7 in last 12 outings
In Overtime	1-1	3-2	Won 1	SDSU is 24-4 in its last 28 in OT; Last loss: vs. Arkansas (11-23-22); <b>Won last nine OT home games</b>
SDSU Outrebounded Opp.	25-2	110-12	Won 11	SDSU is 62-3 in its last 65; 79-4 in its last 83; 141-19 in its last 160 and 251-38 in its last 289 games
SDSU is Outrebounded	6-5	34-35	Lost 1	SDSU is 24-20 in its last 44 and 74-65 in its last 139 games when outrebounded; Last win: vs. Alabama (3-24-23)
SDSU Commits Fewer TOs	21-4	103-20	Lost 1	SDSU is 75-14 in its last 89 and 148-27 in its last 175 when committing fewer turnovers. Last loss: vs. Connecticut (4-3-23)
Opp. Commits Fewer TOs	10-2	36-23	Won 7	SDSU is 99-57 in its last 156 games when committing more turnovers; Last win: vs. Furman (3-18-23)
SDSU More FT Attempts	23-1	98-8	Won 21	SDSU is 69-3 in its last 72 and 236-33 in its last 269 games in the category. Last loss: vs. Arizona (11-22-22)
Opp. More FT Attempts	9-6	49-34	Lost 1	SDSU is 92-65 in its last 157 games in this category. Last win: vs. Creighton (3-26-23)
SDSU Shoots Better than Opp.	23-1	124-8	Won 20	SDSU is 42-2 in last 44; 96-4 in last 100; 126-8 in last 134; 286-18 in last 304 with higher FG pct. Last loss: vs. Arkansas (11-23-22)
Opp. Shoots Better than SDSU	9-6	26-39	Lost 1	SDSU is 60-87 since the start of '10-11 when the opponent has a higher FG pct.; Last win: vs. Florida Atlantic (4-1-23)
SDSU Shoots 50% or Better	10-0	53-1	Won 41	70-game win streak snapped at California (12-8-18). <b>Have won 96 straight at home when FG pct. &gt;= 50.0 pct. (last loss: UNLV, 1-26-02)</b>
SDSU Shoots Between 40-50%	14-5	69-23	Won 4	Since March 3, 2010, SDSU is 164-41 overall and <b>87-11 at home</b>
SDSU Shoots 40% or Less	8-2	28-23	Lost 1	<b>SDSU is 165-31 when shooting 38.9 pct. or better (since Jan. 31, 2015); SDSU is 124-8 since Feb. 22, 2012, at home, when shooting at least 38.9 pct.</b>
Opp. Shoots 50% or Better	1-2	3-13	Lost 1	Last win: at Wyoming (1-7-23)
Opp. Shoots Between 40-50%	13-4	50-25	Lost 1	Last loss: vs. Connecticut (4-3-23); Last win: vs. Florida Atlantic (4-1-23)
Opp. Shoots 40% or Less	18-1	98-9	Won 17	SDSU is 74-6 in last 80; 307-39 in last 346 times the opponent has shot 40 pct. or less; Last loss: vs. Arkansas (11-23-22)
Opp. Shoots 35% or Less	10-0	46-2	Won 11	Had won 35 straight until vs. Boise State (1-22-22); Prior last loss in the category was at CSU (2-25-17); <b>SDSU 39-1 in last 40 gms. at Viejas dating back to 12-18-15 (GCU)</b>
SDSU Bench Outscores Opp.	27-5	100-23	Won 8	SDSU is 79-15 in its last 94 and 227-47 in this category since the beginning of the 2010-11 season; Aztecs are 195-43 in last 238 games
Opp. Bench Outscores SDSU	4-2	47-23	Lost 1	SDSU is 103-57 in this category since the beginning of the 2010-11 season
SDSU Scores Less Than 60	2-11	4-17	Lost 1	SDSU is 27-45 in its last 72 gms scoring less than 60 pts; Last wins: vs. Creighton (3-26-23), at Fresno St. (2/15/23), vs. Fresno St. (3-10-22) - snapped 9-gm losing streak
SDSU Scores At Least 60 & Less Than 70	8-4	42-20	Won 5	SDSU is 98-43 in its last 141 games. Last loss: at Boise State (2-28-23); <b>71-4 since March 15, 2019 at home</b>
SDSU Scores Between 70-79	13-2	56-7	Won 12	SDSU is 58-7 in last 65, 145-15 in its last 160 when scoring 70-79; 31-game win streak snapped vs. Arizona (11-22-22); <b>53-3 at home in last 56</b>
SDSU Scores Between 80-89	8-0	34-3	Won 27	SDSU is 55-5 in its last 60 games when scoring between 80-89 points
SDSU Scores Between 90-99	1-0	14-0	Won 29	The Aztecs have won 29 straight games and are 39-2 since 1999-2000 when scoring 90+ points
SDSU Scores 100+	1-0	1-0	Won 27	The Aztecs have won 27 straight games when reaching triple digits. SDSU is 4-0 in games where it has scored 100+ points since the 1999-2000 season
Opp. Scores Less Than 50	3-0	16-1	Won 5	SDSU is 20-1 in last 21; 69-4 in last 73 in this category (losses: at UW, 12-7-14; vs. Wyo., 3-14-15; Little Rock, 11-21-15; vs. Boise 1-22-22)
Opp. Scores Less Than 60	16-0	82-7	Won 16	SDSU is 91-7 in its last 98 games in the category; Last loss: vs. Boise State (3-12-22) <b>SDSU is 140-4 the last 144 home games when holding the opponent to 60 points or less (last loss: vs. Boise State, 1-22-22)</b>
Opp. Scores Between 50-59	11-0	62-5	Won 11	SDSU is 62-5 in its last 67 games and 102-13 in last 115 games in this category
Opp. Scores Between 60-69	8-2	44-10	Won 2	SDSU is 27-4 in last 31 games; 99-32 in the category since the start of 2010-11.
Opp. Scores Between 70-79	8-4	24-16	Lost 1	SDSU is 40-37 in its last 77 games when allowing between 70-79 points
Opp. Scores Between 80-89	0-1	1-11	Lost 5	SDSU is 3-16 since the beginning of the 2010-11 season in this category.
Opp. Scores Between 90-99		0-3	Lost 3	SDSU snapped a 24-game losing streak in the category by winning at TCU (3-3-12)
Opp. Scores 100+			Lost 9	The Aztecs are 0-3 in this category since the 1999-2000 season.
Wearing Black	8-4	48-30	Lost 1	SDSU is 34-13 in last 47 and 91-61 in its last 152 in the black uniforms; Last worn at home: vs. Air Force (2-12-22)
Wearing Alternate Black (Red Writing)	5-1	19-5	Won 1	Worn for first time of season at Colorado St. (1-18-23); Lone loss at Boise St. (2-28-23)
Wearing Red		2-0	Won 3	Aztecs are 17-5 in their last 22 when wearing red since the start of 2010-11; Last worn: vs. Nevada (1-18-20)
Wearing White	23-2	95-16	Won 13	Aztecs are 65-7 in last 72; Last worn on the road at Stanford (11-15-22); Last neutral: vs. Florida Atlantic (4-1-23); 15-game win streak ended vs. Utah State (3-7-20)
Wearing Retro White		3-1	Won 2	Wore vs. USD and vs. No. 2/3 Kansas in 2015-16; vs. Alabama State, Wyoming, Air Force in 2016-17; vs. Georgia and California, USU, CSU in 2017-18
Wearing Retro White Shorts		7-0	Won 7	Debuted vs. Colorado State (1-4-21)
Wearing Camouflage			Lost 1	SDSU lost to No. 9/9 Syracuse (11-11-12)
Wearing Pewter Gray			Won 2	Uniforms made its debut vs. USD (12-15-12); Also worn against UNLV (1-16-13), FS (2-9-13), BSU (3-13-13)
Wearing Turquoise	1-1	6-1	Lost 1	Made its debut vs. Bakersfield (11-20-14); Also vs. SD Christian (11-18-15), vs. Savannah St. (11-28-16), vs. McNeese (11-17-17), vs. Jackson St. (11-27-18), vs. Tennessee State (11-25-19), vs. UC Irvine (11-27-20), vs. UT Arlington (11-20-21), vs. UC Irvine (11-29-22), vs. Saint Mary's (12-10-22)
On Monday	4-1	11-2	Lost 1	Aztecs are 23-4 on Monday since the beginning of 2010-11. Last loss: vs. Connecticut (4-3-23) previous Monday loss vs. (1/1) Duke (11-19-18)
On Tuesday	5-3	24-9	Lost 1	SDSU is 56-16 in its last 72 games played on Tuesday. Last loss: at Boise State (2-28-23)
On Wednesday	5-1	26-7	Won 5	SDSU is 41-11 in its last 52 and 71-19 in its last 90 games played on Wednesday
On Thursday	2-0	19-3	Won 2	Aztecs played just 44 Thursday games since the start of the 2010-11 season and only two this season (3-9-23 vs. Colorado State & 3-17-23 vs. Charleston)
On Friday	5-0	19-5	Won 7	SDSU is 41-10 in its last 51 games played on the day
On Saturday	11-2	44-20	Won 8	SDSU is 98-44 in its last 142 games played on Saturday
On Sunday	1-0	8-1	Won 8	The Aztecs have played only 29 Sunday games since the beginning of the 2010-11 campaign (21-8)
In November	5-2	30-8	Won 1	SDSU is 64-17 in November since the beginning of the 2010-11 campaign
In December	6-1	24-8	Won 4	The Aztecs are 68-17 in their last 85 games played in December. Last loss: vs. Saint Mary's (12-10-22)
In January	6-2	34-14	Lost 1	SDSU is 62-21 in last 83 and 78-25 in last 103 January games
In February	6-1	37-8	Lost 1	SDSU is 64-21 in its last 85 games played during the month
In March	8-0	25-8	Won 8	The Aztecs are 71-25 in their last 96 March games
In April	1-1	1-1	Lost 1	SDSU beat Florida Atlantic (4-1-23) in first-ever April game & lost vs. Connecticut (4-3-23) for the National Championship



# 2022-23 Recaps



MOUNTAIN WEST-RECORD 16-TIME CONFERENCE CHAMPIONS



## GAME 1 No. 19 San Diego State 80 Cal State Fullerton 57

Nov. 7, 2022 | San Diego, Calif.  
Steve Fisher Court at Viejas Arena | Att.: 11,923

**SAN DIEGO** - Darrion Trammell hit three 3-pointers during a 29-10 run to open the second half and finished with 18 points for No. 19 San Diego State, which beat Cal State Fullerton 80-57 Monday night to begin one of the most eagerly anticipated seasons in school history.

Fellow newcomer Jaedon LeDee and Lamont Butler scored 11 points apiece and Nathan Mensah had 10 for the Aztecs, who won their 10th straight opener and their 17th in 18 seasons.

Vincent Lee scored 11 and Jalen Harris 10 for the Titans, the defending Big West Conference champions.

SDSU was the preseason pick to win the Mountain West Conference and Trammell was selected preseason newcomer of the year.

"I just play basketball," Trammell said. "All the accolades are nice but I came here to win. I have bigger things on my mind, tournament dreams. I'm all about the team."

Trammell made a 3-pointer to open the game. The Titans stayed close throughout the first half and the Aztecs made only two shots in the last five minutes to lead 32-25 at halftime.

But SDSU came to life in the opening minutes of the second half. Trammell hit a 3 and Keshad Johnson and Matt Bradley had slam dunks for a 44-29 lead that prompted the Titans to call a timeout. SDSU continued to pour it on with two more 3-pointers from Trammell and 3s from Butler and Micah Parrish. The Aztecs pushed the lead to 61-35 with 11:25 to go.

"We can wear teams down," Trammell said. "We've got a very deep team. Everyone has their own thing that they do. That's definitely going to carry us deep all year."

San Diego State coach Brian Dutcher said the Aztecs had too many turnovers in the first half so he called more set plays in the second half to get them into a pattern.

"I don't want to do that. I want to run, I want to play free and I want them to make better decisions on the break," Dutcher said. "I think that will come as the season goes on."

Cal State Fullerton	FG	3FG	FT	R	F	TP	A	TO	S	B	MP
Lee	* 3-5	0-0	5-6	5	3	11	2	1	0	1	27
Harris	* 5-11	0-2	0-1	0	3	10	1	4	1	0	26
Jones	* 2-8	2-5	3-3	2	3	9	0	4	0	0	31
Wrightsell Jr.	* 3-10	0-6	2-2	3	2	8	1	5	0	0	28
San Antonio	* 1-2	0-0	0-0	3	5	2	1	1	0	0	27
Eaton	2-4	0-1	0-0	3	1	4	1	1	1	0	14
Wade	1-4	0-2	1-1	7	1	3	0	1	0	2	22
Bastian	1-1	0-0	1-2	1	1	3	0	0	2	0	9
Daumbia	0-0	0-0	1-2	1	1	1	0	1	1	0	4
Carper	2-6	2-6	0-0	1	0	6	0	0	1	0	9
Blackmore	0-0	0-0	0-0	0	0	0	0	0	0	0	3
TEAM				5							
<b>Totals</b>	<b>20-51</b>	<b>4-22</b>	<b>13-17</b>	<b>31</b>	<b>20</b>	<b>57</b>	<b>6</b>	<b>18</b>	<b>6</b>	<b>3</b>	<b>200</b>

San Diego State	FG	3FG	FT	R	F	TP	A	TO	S	B	MP
Johnson	* 1-4	0-1	2-4	3	1	4	2	1	0	0	17
Mensah	* 5-6	0-0	0-0	6	3	10	0	1	1	23	
Butler	* 5-10	1-4	0-0	3	3	11	6	1	4	0	23
Trammell	* 6-7	4-5	2-2	2	1	18	1	2	3	0	24
Bradley	* 2-7	0-2	4-4	4	2	8	2	1	1	0	23
LeDee	4-9	0-1	3-6	4	1	11	3	1	1	0	18
Seiko	1-1	1-1	3-3	1	1	6	1	0	0	0	16
Parrish	1-3	1-1	2-2	0	0	5	2	1	1	0	21
Arop	1-1	0-0	0-2	1	2	2	0	1	1	0	10
Saunders	0-2	0-2	0-0	0	1	0	0	1	0	0	9
Byrd	1-1	0-0	0-0	0	2	0	0	0	0	0	3
Barnett	0-0	0-0	0-0	1	0	0	1	2	0	0	4
Johnson Jr.	0-0	0-0	0-0	1	0	0	0	0	0	0	4
Alger	1-1	1-1	0-0	0	0	3	0	0	0	0	2
Ty. Broughton	0-0	0-0	0-0	0	0	0	0	1	0	0	2
Tr. Broughton	0-0	0-0	0-0	0	0	0	0	0	0	0	2
TEAM				5							
<b>Totals</b>	<b>28-52</b>	<b>8-18</b>	<b>16-23</b>	<b>30</b>	<b>16</b>	<b>80</b>	<b>18</b>	<b>12</b>	<b>12</b>	<b>1</b>	<b>200</b>

**Halftime:** San Diego State 32, Cal State Fullerton 25. **FG%:** San Diego State 42.3, Cal State Fullerton 40.7. **3FG%:** San Diego State 25.0, Cal State Fullerton 0.0. **FT%:** Cal State Fullerton 100, San Diego State 66.7. **Officials:** John Higgins, Mike Reed, Tommy Johnson. **Technical:** none.



## GAME 2 No. 19 San Diego State 82 Brigham Young 75

Nov. 11, 2022 | San Diego, Calif.  
Steve Fisher Court at Viejas Arena | Att.: 12,414

**SAN DIEGO** - Jaedon LeDee scored 26 points and Darrion Trammell added 21 to help No. 19 San Diego State beat rival BYU 82-75 on Friday night.

San Diego State led by two with 2 minutes left when Trammell hit a 3-pointer with the shot clock winding down to almost zero. BYU then respond to get back within two with 83 seconds left.

LeDee sealed the game with a layup that gave the Aztecs a five-point lead.

Spencer Johnson scored 17 points and Rudi Williams added 15 for BYU.

After a lackluster opening half, the Aztecs turned up their offense in the back-and-forth second half, but were unable to solve BYU's aggressive defense until the final minutes.

"I don't know if it was poetry, but it was hard-fought basketball," said Aztecs coach Brian Dutcher. "We've worn teams down in the first couple of games. We continue to play hard, even though we don't play great all the time. We just made enough plays to get a win today."

For BYU, San Diego State proved to be "a different animal" than Idaho State, the Cougars' season-opening opponent last Monday, reflecting Pope's post-game warning to his team after that tight five-point win.

Last Monday, when San Diego State opened its season with a convincing 80-57 win at home over Cal State Fullerton, 14 of its roster players saw action. That wasn't the case against BYU, as Dutcher went with his core starting lineup, with only four subs coming off the bench.

The Aztecs more than lived up to their preseason billing as a Top 20 team, which gave their raucous 2,500-strong student cheering section known as "The Show" plenty to cheer and jeer about.

Despite the loss, the Cougars retain a 50-26 overall advantage against SDSU. A year from now, the two teams are scheduled to meet in a non-conference game after BYU's move to the Big 12, ending 11 seasons in the WCC.

Friday night's first half ended with BYU holding a 4-point lead, 40-36 lead.

### BIG PICTURE

San Diego State: The Aztecs are widely favored to win the league title again under sixth-year coach Brian Dutcher.

Brigham Young	FG	3FG	FT	R	F	TP	A	TO	S	B	MP
George	* 4-7	2-3	1-1	6	4	11	2	2	1	0	30
Traore	* 5-6	0-0	4-4	4	4	14	1	2	0	1	24
Robinson	* 2-10	1-7	0-3	5	5	0	1	0	1	0	20
Williams	* 6-12	1-5	2-4	4	1	15	3	8	3	0	29
Johnson	* 7-11	3-5	0-0	7	2	17	1	2	0	0	33
Waterman	0-1	0-0	1-2	1	3	1	0	0	0	0	10
Ally Aitiki	1-5	0-0	1-3	4	2	3	0	0	0	2	16
Stewart	1-6	1-5	1-2	1	3	4	1	1	1	0	12
Hall	1-2	0-0	0-0	1	2	2	2	4	0	0	15
Saunders	1-1	1-1	0-0	3	0	3	0	0	0	0	11
TEAM				3							
<b>Totals</b>	<b>28-61</b>	<b>9-26</b>	<b>10-16</b>	<b>37</b>	<b>26</b>	<b>75</b>	<b>10</b>	<b>20</b>	<b>5</b>	<b>4</b>	<b>200</b>

San Diego State	FG	3FG	FT	R	F	TP	A	TO	S	B	MP
Johnson	* 2-3	0-0	0-0	2	2	4	0	0	0	0	7
Mensah	* 4-6	0-0	6-8	10	2	14	1	1	4	3	28
Butler	* 2-4	1-2	0-0	2	4	5	4	4	6	0	23
Trammell	* 6-13	3-5	6-8	3	1	21	4	1	1	0	35
Bradley	* 3-16	0-1	0-0	4	2	6	2	0	0	0	29
Seiko	0-1	0-1	0-0	2	3	0	1	0	0	0	16
LeDee	8-16	0-2	7-11	6	3	23	0	3	1	1	29
Parrish	0-3	0-2	7-8	2	0	7	2	1	3	0	19
Arop	1-3	0-1	0-2	4	2	2	1	0	1	0	16
TEAM				4							
<b>Totals</b>	<b>26-65</b>	<b>4-14</b>	<b>26-37</b>	<b>39</b>	<b>19</b>	<b>82</b>	<b>15</b>	<b>10</b>	<b>16</b>	<b>4</b>	<b>200</b>

**Halftime:** Brigham Young 40, San Diego State 36. **FG%:** Brigham Young 45.9, San Diego State 40.0. **3FG%:** Brigham Young 34.6, San Diego State 28.6. **FT%:** San Diego State 70.3, Brigham Young 62.5. **Officials:** David Hall, Randy McCall, Verne Harris. **Technical:** none.



## GAME 3 No. 17 San Diego State 74 Stanford 62

Nov. 15, 2022 | Stanford, Calif.  
Maples Pavilion | Att.: 3,945

**STANFORD, Calif.** — Jaedon LeDee scored 10 of his 14 points in the first half and No. 17 San Diego State beat Stanford for the first time, 74-62 on Tuesday night.

The Aztecs (3-0) never trailed to improve to 1-4 in the series. "We play pretty hard against anybody we play," San Diego State coach Brian Dutcher said. "I told them that we're on a really hard five-game stretch — BYU at home, Stanford at home and then three in Maui. Let's see how we do, if we're ready for that kind of challenge."

Lamont Butler had 11 points and six assists and Keshad Johnson added 11 points for the Aztecs.

Spencer Jones led Stanford (1-2) with 15 points, six rebounds and three blocks. Harrison Ingram had 11 points.

"We knew coming in it would be a battle and we'd have to play our A game to be able to get there," Stanford coach Jerod Haase said. "I don't think we played our A game but I also think that they certainly deserve a lot of credit for playing really well."

San Diego State had a 10-0 run early to open a 17-5 advantage and led by 17 in the first half.

Stanford closed the half on a 6-0 spurt to cut it to 41-30. The Cardinal later had a 10-2 run to get within six with 10:10 remaining, but the Aztecs answered with a 16-6 surge to put it out of reach.

"We kind of jumped on them in that first half a little bit and then they kind of fought back, as I thought," LeDee said. "We knew that they were going to fight back. They're at home. They're talented. It's just a little adversity for us. But we just kept wearing them down."

San Diego State scored 21 points off 17 Stanford turnovers. The Aztecs shot 51% from the field, making 8 of 21 3-point attempts. "I was most pleased that our point guards had 12 assists and one turnover," Dutcher said. "That kind of play from the point guard position will get you wins."

### BIG PICTURE

The Aztecs were victorious in their first road game of the season, fighting off every Stanford run in the second half. San Diego State displayed its depth and balance offensively, along with its usual tenacious defense. The Aztecs showed why they were picked first in the preseason Mountain West poll.

San Diego State	FG	3FG	FT	R	F	TP	A	TO	S	B	MP
Johnson	* 5-8	1-3	0-1	2	1	11	0	1	1	0	24
Mensah	* 1-2	0-0	0-1	6	2	2	0	3	0	0	22
Butler	* 3-5	2-3	3-4	0	3	11	6	0	1	1	28
Trammell	* 0-5	0-2	6-7	3	6	6	6	1	4	0	29
Bradley	* 3-10	1-5	0-0	5	4	7	0	2	0	1	22
Seiko	2-3	2-3	2-2	3	1	8	1	1	0	0	22
Parrish	3-7	2-5	1-1	2	4	9	0	0	0	0	18
LeDee	6-8	0-0	2-2	4	2	14	0	1	0	0	22
Arop	3-3	0-0	0-0	0	4	6	2	1	3	0	12
TEAM				2							
<b>Totals</b>	<b>26-51</b>	<b>8-21</b>	<b>14-18</b>	<b>27</b>	<b>21</b>	<b>74</b>	<b>15</b>	<b>11</b>	<b>9</b>	<b>2</b>	<b>200</b>

Stanford	FG	3FG	FT	R	F	TP	A	TO	S	B	MP
Keefe	* 3-5	0-0	3-5	4	2	9	0	2	0	0	24
Angel	* 3-5	0-2	3-4	4	2	9	1	3	0	0	28
Ingram	* 4-9	1-3	2-4	4	5	11	2	3	0	1	32
O'Connell	* 0-2	0-2	1-2	2	4	1	1	2	1	0	22
Jones	* 0-4	0-1	0-1	3	3	0	3	2	1	0	27
Silva	2-5	0-1	1-1	0	3	5	2	2	0	0	16
Jones	4-15	2-7	5-7	6	1	15	1	0	1	3	26
Raynaud	3-5	0-1	1-2	3	1	7	0	1	0	0	15
Murrell	2-2	1-1	0-0	1	1	15	0	1	0	1	11
TEAM				5							
<b>Totals</b>	<b>21-52</b>	<b>4-18</b>	<b>6-24</b>	<b>32</b>	<b>19</b>	<b>62</b>	<b>10</b>	<b>17</b>	<b>3</b>	<b>4</b>	<b>200</b>



# 2022-23 Recaps



MOUNTAIN WEST-RECORD 16-TIME CONFERENCE CHAMPIONS

## GAME 4

### No. 17 San Diego State 88 Ohio State 77

Nov. 21, 2022 | Lahaina, Maui  
Lahaina Civic Center | Att.: 2,400

**LAHAINA, Maui** — Matt Bradley scored 18 points before fouling out in the final minutes and helped No. 17 San Diego State rally from a slow start to beat Ohio State 88-77 Monday night in the first round of the Maui Invitational.

Lamont Butler and Micah Parrish had 15 points apiece and Adam Seiko added 14 for the Aztecs (4-0).

Sean McNeil scored 20 of his 22 points in the second half for Ohio State (3-1), which was playing away from Columbus for the first time this season. Brice Sensabaugh scored 17 and Bruce Thornton 13.

Ohio State threatened to turn the momentum three times in the final minutes but the Aztecs answered each time.

Tanner Holden made a dunk and was fouled by Bradley, which was determined to be flagrant. He made both free throws to pull the Buckeyes to 80-72. Sensabaugh made one of two free throws for the Buckeyes before Parrish drained a 3 to give the Aztecs a double-digit lead.

Bradley fouled out with 2:53 left and Thornton made both free throws to pull the Buckeyes to 83-75.

Darrion Trammell of SDSU then made two free throws with 1:49 left.

In a crazy sequence with more than 13 minutes left, the Buckeyes closed within four points but then saw SDSU extend the lead back to double digits. Sensabaugh made a 3-pointer and there was a foul away from the play allowing the Buckeyes to keep the ball, and McNeil made a jumper to pull OSU to 51-47.

But the Aztecs came back to score eight points in less than a minute to jump ahead 59-47. Parrish had consecutive 3s and Butler had a steal and fed Aguek Arop for a layup. The Aztecs extended the run to 17-5 on a 3-pointer by Seiko.

Bradley made 4 of 6 3-pointers, including one to start the second half for a 40-26 lead. He scored 10 points in the first half, when the Aztecs missed their first eight shots and fell behind 5-0 before Seiko made a jumper about five minutes in to get SDSU on the board. Bradley began to heat up, including hitting two 3-pointers.

Seiko and Lamont Butler also hit big 3s to help the Aztecs to a 37-26 halftime lead.

Ohio State	FG	3FG	FT	R	F	TP	A	TO	S	B	MP
Sueing	* 3-11	0-1	0-0	6	2	6	1	1	1	1	23
Key	* 3-8	0-0	1-1	3	4	7	1	0	0	1	21
Thornton	* 4-8	2-5	3-3	3	5	13	3	1	2	0	25
McNeil	* 9-14	3-7	1-1	2	3	22	1	1	0	0	31
Likekele	* 0-5	0-1	2-2	5	1	2	1	3	0	0	29
Sensabaugh	5-10	2-4	5-6	5	1	17	0	1	0	1	24
Holden	1-3	0-1	2-2	3	1	4	1	0	0	0	23
Gayle Jr.	1-5	0-3	0-0	0	1	1	2	1	1	0	11
Okpara	2-2	0-0	0-0	2	0	4	0	1	0	1	12
TEAM				5				0			
<b>Totals</b>	<b>28-66</b>	<b>7-22</b>	<b>14-15</b>	<b>34</b>	<b>20</b>	<b>77</b>	<b>9</b>	<b>8</b>	<b>4</b>	<b>4</b>	<b>200</b>

San Diego State	FG	3FG	FT	R	F	TP	A	TO	S	B	MP
Johnson	* 2-4	0-1	2-3	5	1	6	2	0	0	0	21
Mensah	* 1-3	0-0	0-0	5	2	2	0	1	0	4	23
Butler	* 6-12	1-3	2-2	2	2	15	3	0	1	0	31
Trammell	* 1-8	0-3	4-6	2	1	6	4	1	1	0	23
Bradley	* 6-11	4-6	2-2	1	5	18	1	2	0	0	18
Seiko	5-6	2-3	2-2	5	1	14	0	1	0	0	21
Parrish	6-8	3-5	0-1	5	1	15	1	0	0	0	22
LeDee	2-6	0-0	2-2	5	2	6	1	1	0	1	20
Arop	2-3	0-0	2-2	4	1	6	2	1	1	0	17
TEAM				3				0			
<b>Totals</b>	<b>31-61</b>	<b>10-21</b>	<b>16-20</b>	<b>37</b>	<b>16</b>	<b>88</b>	<b>14</b>	<b>7</b>	<b>3</b>	<b>5</b>	<b>200</b>

**Halftime:** San Diego State 37, Ohio State 26. **FG%:** San Diego State 50.8, Ohio State 42.4. **3FG%:** San Diego State 47.6, Ohio State 42.4. **FT%:** Ohio State 93.3, San Diego State 80.0. **Officials:** Jeff Clark, Lee Cussell, Tommy Morrissey. **Technical:** none.

## GAME 5

### No. 14 Arizona 87 No. 17 San Diego State 70

Nov. 22, 2022 | Lahaina, Maui  
Lahaina Civic Center | Att.: 2,400

**LAHAINA, Maui** — Courtney Ramey and Kerr Kriisa scored 21 points apiece and No. 14 Arizona pulled away in the second half to beat 17th-ranked San Diego State 87-70 on Tuesday night in the semifinals of the Maui Invitational.

Arizona (5-0) will play No. 10 Creighton in Wednesday's championship game. San Diego State will take on No. 9 Arkansas in the consolation finals.

Azuola Tubelis had all 14 of his points in the first half and Ramey scored 12 for Arizona. A twisting layup by Tubelis on an alley-oop pass gave the Wildcats a 31-15 lead at 5:06 before intermission. Darrion Trammell hit a 3-pointer for San Diego State and turned two steals into layups to help the Aztecs close out the half on an 18-6 run to get within 37-33.

Keshad Johnson had two rebound baskets and a three-point play dunk and San Diego State used a 9-3 spurt to grab a 42-40 lead just 2:40 into the second half. It was the Aztecs first and only lead of the game.

Pelle Larsson sank a 3-pointer, Trammell missed a 3 and Oumar Ballo followed with a three-point play to put Arizona up 46-42. The Wildcats upped their lead to 10 on a Ballo free throw with 11:43 remaining and pushed it to 71-56 on a Cedric Henderson jumper with 6:58 left to play.

Ramey, a graduate transfer from the University of Texas, hit all five of his 3-point shots in his second game with Arizona. Kerr added five assists. Ballo finished with 12 points and nine rebounds before fouling out. Henderson scored 10.

Trammell topped San Diego State with 21 points. Micah Parrish scored 10.

Arizona, which came in leading the nation shooting 62.9% from the floor, shot 58.6% against the Aztecs and made 9 of 20 from beyond the arc. SDSU shot 38% overall and made only 3 of 19 from distance.

San Diego State	FG	3FG	FT	R	F	TP	A	TO	S	B	MP
Johnson	* 3-6	0-0	2-3	5	2	8	0	1	0	0	16
Mensah	* 3-3	0-0	3-4	7	2	9	0	0	2	1	24
Butler	* 2-8	0-2	0-0	0	4	4	1	5	1	0	25
Trammell	* 6-16	1-7	8-9	2	4	21	2	1	3	0	30
Bradley	* 1-8	0-2	3-4	3	2	5	0	2	0	0	22
Seiko	1-2	0-1	0-0	1	0	2	0	0	1	0	21
Parrish	4-7	2-5	0-0	4	2	10	0	2	1	0	24
LeDee	1-7	0-0	3-4	3	2	5	1	1	3	0	14
Arop	3-4	0-1	0-0	3	1	6	0	1	0	0	18
Saunders	0-2	0-1	0-0	0	1	0	0	0	0	0	4
TEAM				3				0			
<b>Totals</b>	<b>24-63</b>	<b>3-19</b>	<b>19-24</b>	<b>30</b>	<b>20</b>	<b>22</b>	<b>70</b>	<b>4</b>	<b>11</b>	<b>1</b>	<b>200</b>

Arizona	FG	3FG	FT	R	F	TP	A	TO	S	B	MP
Tubelis	* 6-8	0-0	2-2	7	4	14	1	4	0	2	27
Ballo	* 5-6	0-0	2-5	9	5	12	2	2	2	1	29
Ramey	* 8-12	5-5	0-0	6	4	21	1	1	1	0	27
Larsson	* 3-6	1-3	0-0	5	3	7	3	3	0	0	31
Kriisa	* 6-14	3-10	6-6	4	0	21	5	5	1	0	32
Henderson	5-9	0-2	0-1	2	2	10	2	1	0	0	27
Bal	0-1	0-0	0-0	3	2	0	2	2	1	1	14
Veesaar	1-2	0-0	0-0	1	1	2	0	0	1	0	10
Boswell	0-0	0-0	0-0	0	1	0	1	0	0	0	3
TEAM				4				0			
<b>Totals</b>	<b>34-58</b>	<b>9-20</b>	<b>10-14</b>	<b>41</b>	<b>22</b>	<b>87</b>	<b>16</b>	<b>19</b>	<b>6</b>	<b>4</b>	<b>200</b>

**Halftime:** Arizona 37, San Diego State 33. **FG%:** Arizona 58.6, San Diego State 38.1. **3FG%:** Arizona 45.0, San Diego State 15.8. **FT%:** San Diego State 79.2, Arizona 71.4. **Officials:** Jeff Clark, Rob Riley, Jeb Hartness. **Technical:** none.

## GAME 6

### No. 9 Arkansas 78 No. 17 San Diego State 74

Nov. 23, 2022 | Lahaina, Maui  
Lahaina Civic Center | Att.: 2,400



**LAHAINA, Maui** - Trevon Brazile had 20 points and nine rebounds off the bench, Ricky Council scored 19 points, and No. 9 Arkansas defeated No. 17 San Diego State 78-74 in overtime on Wednesday night to take third place at the Maui Invitational.

Kamani Johnson's two-handed follow of a missed layup tied the game as time ran out in regulation. In overtime, a 3-pointer by Darrion Trammell gave the Aztecs a 70-69 lead with 3:56 left but Council countered with a jumper that gave the Razorbacks a lead they would not surrender. In the final seconds, the Aztecs' Matt Bradley missed a potential tying layup with 3 seconds left and Johnson made a pair of free throws to seal the win.

San Diego State had a couple of chances to wrap up a win in the final minute or so of regulation. Bradley's reverse layup gave the Aztecs a 65-63 lead with 1:02 remaining and Adam Seiko added two free throws for a 67-63 lead with 17 seconds left. But the Aztecs' Lamont Butler fouled Anthony Black, who made both free throws, then the Razorbacks trapped the inbounds pass and Brazile came up with a steal. A few seconds later, Johnson followed a miss by Black and the game went to overtime.

Bradley scored 23 points, making 9 of 20 shots and grabbing seven rebounds for the Aztecs (4-2). Trammell scored 13 points and Keshad Johnson added 10 points with seven rebounds.

Black finished with 15 points for Arkansas (5-1).

The teams combined to miss their first 17 3-point attempts before Brazile hit one for Arkansas with 19:41 left in the game. Arkansas finished 3 for 17 from distance and San Diego State made 2 of 18.

Despite the rough 3-point shooting, Arkansas managed to shoot 40% from the field and San Diego State finished at 43.5%.

San Diego State	FG	3FG	FT	R	F	TP	A	TO	S	B	MP
Johnson	* 4-6	0-1	2-3	7	5	10	1	1	0	1	35
Mensah	* 1-2	0-0	0-0	4	5	2	1	2	1	0	11
Butler	* 3-9	0-1	3-5	2	2	9	0	3	1	0	21
Trammell	* 5-13	1-4	2-2	2	0	13	2	2	2	0	33
Bradley	* 9-20	1-7	4-5	7	1	23	1	1	3	0	35
LeDee	2-4	0-0	2-2	1	3	6	0	0	0	0	15
Seiko	0-1	0-1	2-2	2	1	2	1	3	1	0	16
Parrish	0-4	0-4	2-2	1	2	2	1	2	1	0	28
Arop	3-3	0-0	1-2	3	4	7	1	0	0	1	28
TEAM				4				1			
<b>Totals</b>	<b>27-62</b>	<b>2-18</b>	<b>18-23</b>	<b>34</b>	<b>23</b>	<b>74</b>	<b>8</b>	<b>15</b>	<b>9</b>	<b>2</b>	<b>225</b>

Arkansas	FG	3FG	FT	R	F	TP	A	TO	S	B	MP
Walsh	* 3-7	0-2	1-2	5	4	7	2	1	0	1	33
Mitchell	* 0-0	0-0	2-2	3	1	2	0	0	1	0	11
Black	* 3-11	0-2	9-10	5	2	15	1	4	1	0	39
Council IV	* 6-19	0-3	7-11	3	3	19	4	3	2	0	41
Davis	* 1-4	0-2	0-0	2	0	2	1	1	0	0	17
Brazile	6-14	3-8	5-8	9	3	20	0	1	2	0	40
Mitchell	3-3	0-0	0-0	3	3	6	0	1	0	2	14
Graham	0-0	0-0	0-0	0	0	0	0	0	0	0	2
Dunning Jr.	0-0	0-0	0-0	0	1	0	0	1	1	0	8
Johnson	2-2	0-0	3-5	7	3	7	0	1	2	0	19
TEAM				3				3			
<b>Totals</b>	<b>24-60</b>	<b>3-17</b>	<b>27-38</b>	<b>40</b>	<b>20</b>	<b>78</b>	<b>8</b>	<b>16</b>	<b>9</b>	<b>3</b>	<b>225</b>

**Halftime:** San Diego State 35, Arkansas 26. **FG%:** San Diego State 43.5, Arkansas 40.0. **3FG%:** Arkansas 17.6, San Diego State 11.1. **FT%:** San Diego State 78.3, Arkansas 71.1. **Officials:** Terry Oglesby, Byron Jarrett, Jeb Hartness. **Technical:** Matt Bradley (San Diego State)



# 2022-23 Recaps



MOUNTAIN WEST-RECORD 16-TIME CONFERENCE CHAMPIONS



## GAME 7 No. 24 San Diego State 72 UC Irvine 69

Nov. 29, 2022 | San Diego, Calif.  
Steve Fisher Court at Viejas Arena | Att.: 12,414

**SAN DIEGO** — Micah Parrish hit a 3-pointer from the left corner with 2.4 seconds left to give host No. 24 San Diego State a come-from-behind 72-69 win over UC Irvine on Tuesday night.

"I knew it was good," Parrish said of his winning shot. "As soon as it left my hand, I looked away. I looked back and I saw it was in."

Nathan Mensah scored 18 points to lead the Aztecs (5-2), who came into the game looking to rebound after consecutive defeats to Arizona and Arkansas at the Maui Invitational last week.

"Players are just tired from the flight. It is a long trip," Mensah said of the journey back from Hawaii and having to face a tough Anteaters squad. "It was not just a hangover from Maui but also we played good competition in UC Irvine."

DJ Davis scored 28 points to lead the Anteaters (6-2), who had a three-game winning streak snapped.

"UC Irvine's guards are dynamic," San Diego State coach Brian Dutcher said. "You go out there to take away the three away, you can't give him (Davis) the three."

Davis was 4-for-6 on threes despite the attempt by the Aztecs defense to limit his perimeter shots.

"He shot so far away I couldn't believe it," Dutcher said of Davis. "So you are going to give him angles. You are guarding him 30 feet from the hoop and he is going to get by you."

It was a tight game throughout, especially in the second half when the lead see-sawed between the teams. San Diego State maintained a small advantage throughout the first half and lead 32-30 at the break.

"The first game after Hawaii is always tough. I have been around long enough to know that. It's super tough when you schedule a team that is 6-1 and playing really good basketball," Dutcher said. "We made a lot of mistakes in the first half. Offensively too careless with the ball."

Matt Bradley had 14 points for the Aztecs and had the crucial assist to Parrish for the game-winner.

"Matt is one of the best passers on the team. I know last year he led the team in assists and he doesn't get enough credit for that," Parrish said.

"He is a brilliant passer when he doesn't have a shot."

San Diego State shot 6-for-21 for three-point shooting but hit several huge threes in the final minutes, which clinched the win.

UC Irvine	FG	3FG	FT	R	F	TP	A	TO	S	B	MP
Tillis	* 3-6	1-2	0-0	8	1	7	1	2	3	0	21
Leuchten	* 0-2	0-1	0-0	5	3	0	0	1	0	0	20
Baker	* 6-11	2-4	0-0	1	4	14	0	2	1	1	23
Crockett II	* 2-5	0-0	0-1	1	4	2	1	0	0	0	23
Davis	* 9-17	4-6	6-7	2	2	28	2	4	2	0	31
Keeler	3-4	0-0	2-2	2	2	8	0	0	0	1	16
McBirney-Griffin	0-0	0-0	0-0	0	0	0	1	0	0	0	5
Butler	0-2	0-1	0-0	1	0	0	1	0	0	0	12
Hahn	0-4	0-1	4-5	5	1	4	4	3	1	0	17
Hutchison	1-1	0-0	0-0	2	2	0	0	0	0	0	7
Henry	1-3	0-1	0-0	1	1	2	2	1	0	0	14
Ujadughele	0-1	0-1	0-0	0	2	0	0	0	0	0	12
TEAM				3				2			
<b>Totals</b>	<b>25-56</b>	<b>7-17</b>	<b>12-14</b>	<b>31</b>	<b>19</b>	<b>69</b>	<b>13</b>	<b>16</b>	<b>7</b>	<b>1</b>	<b>200</b>

San Diego State	FG	3FG	FT	R	F	TP	A	TO	S	B	MP
Johnson	* 3-5	1-3	3-6	4	3	10	1	2	1	1	26
Mensah	* 7-11	0-0	4-6	6	2	18	0	2	1	1	26
Butler	* 3-7	0-3	0-0	4	4	6	4	1	3	1	30
Trammell	* 3-8	1-3	0-0	1	3	7	5	3	1	0	31
Bradley	* 5-12	1-5	3-4	6	1	14	2	4	1	0	24
Parrish	3-7	2-3	1-2	5	1	9	0	2	1	0	21
LeDee	0-2	0-1	0-0	3	0	0	3	0	0	0	13
Arop	1-2	0-0	0-0	3	1	2	0	0	0	0	12
Seiko	2-4	1-3	1-2	0	0	6	1	0	1	0	17
TEAM				2				0			
<b>Totals</b>	<b>27-58</b>	<b>6-21</b>	<b>12-20</b>	<b>10</b>	<b>15</b>	<b>72</b>	<b>16</b>	<b>14</b>	<b>9</b>	<b>3</b>	<b>200</b>

**Halftime:** San Diego State 32, UC Irvine 30. **FG%:** UC Irvine 43.5, San Diego State 38.7. **3FG%:** UC Irvine 50.0, San Diego State 21.4. **FT%:** UC Irvine 75.0, San Diego State 55.6. **Officials:** Garry Pollard, Keith Kimble, Larry Spaulding. **Technical:** DJ Davis, Pierre Cockrell II (UC Irvine)



## GAME 8 No. 24 San Diego State 95 Occidental 57

Dec. 2, 2022 | San Diego, Calif.  
Steve Fisher Court at Viejas Arena | Att.: 12,115

**SAN DIEGO** - Adam Seiko scored 20 points, including six 3s, to lead No. 24 San Diego State over Division III Occidental 95-57 on Friday night.

The Aztecs (6-2) hit 19 of 37 shots from 3-point range. They won their second in a row after consecutive defeats to Arizona and Arkansas at the Maui Invitational.

"We found our mission, we were moving the ball around. It was good to see it go in for everybody," Seiko said. "We put that (Maui Invitational losses) behind us. ...We want to just get better from here on out."

San Diego State did not use regulars Aguek Arup (knee) and Darrion Trammell (hamstring).

"We sat them intentionally, they could have both played if we needed them," coach Brian Dutcher said. "We tried to get them extra rest leading into Monday because Monday will be a difficult game (hosting Troy)."

Occidental (2-3) trailed 30-18 with 7:40 left in the first half. The Aztecs then broke loose and led 59-29 at the break.

"It was the first zone we have seen all year," Dutcher said. "So that is good because Troy plays some zone and they will zone us on Monday."

Seven players for the Aztecs hit 3s, including four for Micah Parrish. Dutcher said his team needs to hit seven 3s a game in the Mountain West Conference on average.

Against Occidental, the Aztecs were hitting 3s in bunches, including 13 for 22 in the first half.

"It's fun to see the basketball go in and to make 19 3s, I think it was an arena record ... 26 assists, everybody that played scored a basket," Dutcher said. "I thought Matt Bradley was absolutely sensational."

Bradley had nine points and dished out eight assists.

Aiden Williams scored 14 points for the overmatched Tigers.

Occidental	FG	3FG	FT	R	F	TP	A	TO	S	B	MP
Hollerich	* 6-10	0-2	0-0	5	1	12	3	4	0	1	27
Hakl	* 2-4	0-0	0-0	2	2	4	1	3	3	0	22
Cassidy	* 1-2	0-0	0-0	1	0	2	2	1	1	1	16
Shipp	* 5-11	1-3	0-0	2	2	11	6	2	1	0	34
Waldman	* 3-9	1-3	0-0	5	1	7	1	1	0	0	28
Williams	5-11	4-8	0-0	5	2	14	1	3	1	0	26
Nolet	0-2	0-1	0-0	1	1	0	1	0	0	0	9
Koretz	0-2	0-1	0-0	0	2	0	1	1	1	0	15
Clafelter	2-3	1-2	2-2	0	2	7	0	0	0	0	9
Ellis	0-0	0-0	0-0	1	0	0	0	0	0	0	3
Wilson	0-1	0-0	0-0	1	1	0	0	0	0	0	3
Miller	0-2	0-0	0-0	2	0	0	0	0	0	0	3
Cheung	0-0	0-0	0-0	0	0	0	0	0	0	0	3
Preston	0-0	0-0	0-0	0	0	0	0	0	0	0	1
Ansler	0-0	0-0	0-0	0	0	0	0	0	0	0	1
TEAM				1				1			
<b>Totals</b>	<b>24-57</b>	<b>7-21</b>	<b>2-2</b>	<b>26</b>	<b>14</b>	<b>57</b>	<b>15</b>	<b>17</b>	<b>7</b>	<b>2</b>	<b>200</b>

San Diego State	FG	3FG	FT	R	F	TP	A	TO	S	B	MP
Johnson	* 3-3	0-0	0-0	5	1	6	1	1	0	1	15
Parrish	* 5-11	4-9	0-1	2	0	14	0	2	1	0	25
Mensah	* 2-4	0-0	0-0	2	0	4	1	0	1	1	9
Butler	* 3-5	2-3	1-2	4	0	9	3	1	0	0	17
Bradley	* 3-4	3-4	0-0	4	0	9	8	1	1	0	24
Seiko	7-11	6-9	0-0	1	0	20	1	0	0	0	18
LeDee	2-4	0-0	3-4	5	1	7	2	0	0	0	17
Saunders	2-5	0-1	0-2	8	0	4	3	2	0	1	25
Byrd	3-9	2-4	0-0	1	0	8	6	3	1	0	20
Johnson Jr.	3-5	0-0	2-2	3	0	8	1	1	0	1	14
Barnett	1-4	1-2	0-0	2	1	3	0	1	1	0	11
Alger	1-2	1-2	0-0	2	1	3	0	0	0	0	5
TEAM				2				0			
<b>Totals</b>	<b>35-67</b>	<b>19-37</b>	<b>6-11</b>	<b>41</b>	<b>4</b>	<b>95</b>	<b>26</b>	<b>12</b>	<b>5</b>	<b>4</b>	<b>200</b>

**Halftime:** San Diego State 59, Occidental 29. **FG%:** San Diego State 52.2, Occidental 42.1. **3FG%:** San Diego State 51.4, Occidental 33.3. **FT%:** Occidental 100.0, San Diego State 54.5. **Officials:** John Higgins, Paul Szelc, Ryan Holmes. **Technical:** none.



## GAME 9 No. 22 San Diego State 60 Troy 55

Dec. 5, 2022 | San Diego, Calif.  
Steve Fisher Court at Viejas Arena | Att.: 10,038

**SAN DIEGO** - Matt Bradley scored 19 points and No. 22 San Diego State beat Troy 60-55 on Monday night.

Darrion Trammell made a layup in traffic, converted two free throws and forced a key steal in the final three minutes to seal the win for the Aztecs (7-2).

"Another hard-fought game," San Diego State coach Brian Dutcher said. "The schedule has been tough on us, there is no question about that. We knew Troy was good, they had our full attention."

Aamer Muhammad scored 21 points for the Trojans (6-4).

"Muhammad was dynamic," Dutcher said. "He created space and shoots it. Whether we had a guard or a big on him, you weren't doing anything about that."

Both teams had been averaging about 80 points per game. Troy relied on a pesky defense to limit the Aztecs to 4-for-22 shooting on 3-pointers.

"Troy took away all of our entries, they do a great job denying," Dutcher said. "We were 12 of 13 from the line, that is really good free throw shooting in a close game so that was part of the win."

San Diego State's defense limited the Trojans to 32.8% shooting for the game. The Aztecs shot 41.5% from the floor.

"The key to the game is Troy hit seven 3s in the first half and if they would have made seven in the second half they would have won, but they only made two," Dutcher said. "We guarded like crazy tonight. ... Our defense won the game."

Troy played without guard Duke Miles and forward Nate Tshimanga, who were both in concussion protocol. Additionally, forward Lydell Geffrard left the game with an apparent right knee injury after playing only two minutes in the first half.

"We are grinding games out -- we have had a hard schedule. We have played a lot of great teams," Trammell said. "But we are a tough group of guys, so it is going to pay off."

The Aztecs won points in the paint versus Troy, 30-16, allowing them to get just enough offense to win.

"We our pulling out a lot of tough games," Bradley said. "It's been tough but I'm happy with our record and where we sit right now."

Troy	FG	3FG	FT	R	F	TP	A	TO	S	B	MP
Williams	* 3-9	0-1	2-2	6	4	8	1	3	1	1	30
Turner	* 1-4	0-0	1-3	4	2	3	1	2	2	0	31
Punter	* 1-7	1-5	0-0	7	1	3	0	1	1	0	27
McNeill	* 0-1	0-0	0-0	1	1	0	1	2	0	1	17
Phillips	* 3-9	1-6	0-0	5	2	7	2	2	0	0	26
Muhammad	6-17	4-10	5-6	1	3	21	2	0	2	0	26
Eugene	4-8	2-4	0-0	1	2	10	3	4	1	0	29
Fields	1-3	1-2	0-0	1	1	3	0	1	0	0	12
Geffrard	0-0	0-0	0-0	0	0	0	0	1	0	0	2
TEAM				6				1			
<b>Totals</b>	<b>19-58</b>	<b>9-28</b>	<b>8-11</b>	<b>32</b>	<b>16</b>	<b>55</b>	<b>10</b>	<b>17</b>	<b>1</b>	<b>2</b>	<b>200</b>

San Diego State	FG	3FG	FT	R	F	TP	A	TO	S	B	MP
Johnson	* 0-3	0-2	0-0	2	0	0	0	2	0	0	14
Mensah	* 3-5	0-0	1-2	9	0	7	2	1	1	1	31
Butler	* 2-6	1-4	0-0	2	3	5	3	2	2	0	22
Trammell	* 4-13	1-6	5-5	4	4	14	4	2	2	0	36
Bradley	* 7-10	1-3	4-4	4	1	19	2	2	0	0	30
Arop	4-5	0-0	0-0	5	2	8	1	1	1	0	20
Parrish	0-4	0-2	0-0	2	1	0	0	2	1	0	14
Seiko	1-6	1-5	0-0	2	0	3	0	0	2	0	19
LeDee	1-1										



# 2022-23 Recaps



MOUNTAIN WEST-RECORD 16-TIME CONFERENCE CHAMPIONS



## GAME 10 Saint Mary's 68 No. 22 San Diego State 61

Dec. 10, 2022 | Phoenix, Ariz.  
Footprint Center | Att.: 4,781

**PHOENIX** — Aidan Mahaney scored 20 points, Alex Ducas added 17 and Saint Mary's knocked off No. 22 San Diego State 68-61 in the Jerry Colangelo Classic on Saturday.

Two of the nation's best defensive teams got offensive early at the home of the NBA's Phoenix Suns before the Gaels (8-3) tightened up to take a nine-point second-half lead.

The Aztecs (7-3) took their turn clamping down to pull within 59-56, but Saint Mary's quickly pushed the lead back to seven. Saint Mary's hit 7 of 8 free throws down the stretch to knock off the Aztecs a week after playing a close game again top-ranked Houston.

Matt Bradley had 13 points and Keshad Johnson added 12 to lead San Diego State, which shot 3 of 15 from the 3-point arc.

Saint Mary's arrived in the desert No. 8 in defensive efficiency according to KenPom.com, and San Diego State was No. 18.

So, of course, the game turned into an offensive showdown.

Ducas scored in a variety of ways, putting up 10 points in the first 7 1/2 minutes and 14 by halftime. Johnson took his turn next, scoring eight quick points, and the Gaels shot 13 of 24 in the first half.

San Diego State made 13 of 26 shots in the first half, the last Micah Parrish's 3-point half-court heave at the buzzer to tie the game at 35-all.

Saint Mary's started clamping down defensively in the second half, holding San Diego State scoreless for more than five minutes to build a five-point lead. The Aztecs finally hit a shot, but went on another scoreless drought of nearly four minutes, falling behind 59-50 on a 3-pointer by Ducas.

San Diego State tried to fight back, but the Gaels pushed them away to pull out a key nonconference win.



## GAME 11 San Diego State 88 Kennesaw State 54

Dec. 12, 2022 | San Diego, Calif.  
Steve Fisher Court at Viejas Arena | Att.: 11,532

**SAN DIEGO** — San Diego State's men's basketball team, led by a game-high 19 points off the bench from Micah Parrish, defeated Kennesaw State 88-54 on Monday night at Steve Fisher Court at Viejas Arena.

"Well, it felt great to be back in Viejas, we had a great crowd," Aztec head coach Brian Dutcher said. "They brought the energy and that's what I put on the board: we have to bring energy. It feels like we're playing every other night, but we've had a pretty good schedule. It's balanced out. Sometimes it just feels like you're playing every other night and so I was concerned about this game. I knew Kennesaw had a week off before us. We played a tough game against Saint Mary's in Phoenix, [had a] one day prep, but we did a really good job on that one day."

The 34-point loss was the Owls worst since a 35-point loss to No. 9-ranked Creighton in the 2020-21 season.

Parrish's 19 points are a season-high and one off his career-high, 20 points, which he achieved three times at Oakland.

Leading 39-25 at the intermission, SDSU shot 65.2 percent in the second half (15-of-23), finished the game at 50.8 percent (31-of-61) and had 21 assists on their 31 made buckets.

Joining Parrish in double-digits were Darrion Trammell and Jaedon LeDee, who each finished with 14 points. LeDee was 10-for-11 from the free throw line and pulled down seven rebounds.

Up 18-14 with 11:03 to play in the first half, SDSU went on an 11-0 run over the succeeding 3:30 to take its first double digit lead, 29-14 and had at 14-point advantage going into the half.

The Aztecs put together another double-digit scoring run in the second half, 10-0, led by eight points from LeDee. San Diego State pushed its lead to 40 points with 5:11 to play before earning the 34-point win.

SDSU used a size advantage to outscore the Owls 40-to-16 in the paint and 14-2 in second chance points

SDSU outrebounded the Owls 39-28 with Nathan Mensah pulling down a game-high nine boards and added three blocked shots.

Kennesaw State was led by Kasen Jennings' 17 points.

Kennesaw State	FG	3FG	FT	R	F	TP	A	TO	S	B	MP
Robinson *	1-5	0-0	1-2	2	1	3	2	1	1	0	18
Burden *	2-8	0-2	2-2	2	2	6	3	2	1	0	24
Youngblood *	2-3	2-2	0-0	1	3	6	1	5	0	0	20
Stroud *	0-7	0-4	0-0	5	1	0	0	1	1	0	22
Jennings *	4-9	4-8	5-6	2	17	2	1	3	0	0	28
Peterson	2-2	0-0	1-2	1	4	5	1	1	0	0	7
Rodgers	2-4	1-2	0-0	4	1	5	1	2	2	0	25
Ademokoya	1-2	1-2	1-3	2	3	4	1	1	0	0	18
Cottle	3-6	0-2	2-3	1	4	8	0	4	1	1	19
LaRue	0-2	0-1	0-0	2	4	0	1	2	0	1	2
Nkomba	0-1	0-0	0-2	1	0	0	0	0	0	0	4
Harris	0-0	0-0	0-0	0	0	0	0	0	0	0	4
TEAM				5			1				
<b>Totals</b>	<b>17-49</b>	<b>8-23</b>	<b>12-20</b>	<b>28</b>	<b>25</b>	<b>54</b>	<b>12</b>	<b>21</b>	<b>9</b>	<b>2</b>	<b>200</b>

San Diego State	FG	3FG	FT	R	F	TP	A	TO	S	B	MP
Johnson *	2-2	0-0	3-4	6	1	7	2	0	0	0	20
Mensah *	2-4	0-0	2-2	9	1	6	0	0	0	3	19
Butler *	4-7	1-2	0-2	1	4	9	3	2	4	0	23
Trammell *	5-13	2-7	2-2	4	2	14	4	0	2	0	24
Bradley *	2-7	0-3	0-0	2	1	4	4	3	1	0	22
Parrish	8-13	3-7	0-1	2	4	19	0	0	2	0	26
LeDee	2-3	0-0	10-11	7	3	14	2	1	2	0	17
Arap	1-2	0-0	0-0	0	2	2	1	1	0	0	5
Saunders	2-5	2-4	0-1	3	0	6	3	1	0	0	15
Byrd	3-3	0-0	1-2	0	2	7	0	0	1	0	11
Johnson Jr.	0-0	0-0	0-0	1	0	0	0	2	0	0	6
Barnett	0-1	0-0	0-0	0	1	0	2	1	0	0	5
Alger	0-1	0-1	0-0	0	0	0	0	0	0	0	4
Broughton, Ty.	0-0	0-0	0-0	1	0	0	0	1	1	0	3
TEAM				3			0				
<b>Totals</b>	<b>31-61</b>	<b>8-24</b>	<b>18-25</b>	<b>39</b>	<b>21</b>	<b>88</b>	<b>21</b>	<b>12</b>	<b>13</b>	<b>3</b>	<b>200</b>

**Halftime:** San Diego State 39, Kennesaw State 25. **FG%:** San Diego State 50.8, Kennesaw State 34.7. **3FG%:** Kennesaw State 34.8, San Diego State 33.3. **FT%:** San Diego State 72.0, Kennesaw State 60.0. **Officials:** David Hall, Kelly Pfeifer, Chad Shepherd. **Technical:** none.



## GAME 12 San Diego State 62 UC San Diego 46

Dec. 20, 2022 | San Diego, Calif.  
Steve Fisher Court at Viejas Arena | Att.: 12,414

**SAN DIEGO** — San Diego State wrapped up non-conference play Tuesday with a 62-46 triumph over UC San Diego at Viejas Arena.

With the victory, the Aztecs remain unbeaten in 13 all-time meetings against the Tritons.

Darrion Trammell was the lone player to reach double figures for SDSU (9-3), finishing with 18 points on 6-of-11 from the floor, including a 4-of-6 from beyond the arc, while Jaedon LeDee grabbed a career-high 12 rebounds.

However, both teams witnessed their share of offensive struggles, with the Aztecs shooting 36.1 percent from the floor (22-61) compared to the Tritons' 31.6 percent pace (18-57).

SDSU connected on 10-of-24 tries from three-point range (41.7 percent), while UCSD (5-7) was just 5-for-28 (17.9 percent).

In addition, the Scarlet and Black maintained a sizeable 47-31 advantage in rebounds and a 17-10 edge in points off turnovers to help fuel their win.

The Aztecs never trailed, opening a 11-0 lead through the first five-plus minutes, capped by a Keshad Johnson dunk.

SDSU limited the Tritons to 22.2 percent shooting (6-27) in the first half, including draining just 2-of-15 from 3-point range (13.3 percent).

Conversely, Trammell shouldered much of the Aztecs' offensive burden, nailing triples on three consecutive possessions late in the half to give the hosts a commanding 35-16 lead by intermission.

SDSU missed its first nine shots of the second period; however, UCSD could draw no closer than 13 points after Justin DeGraaf's layup cut the margin to 35-22 with 15 minutes remaining.

Unfazed, the Aztecs responded with a 16-3 blitz to quash any Triton comeback hopes. Nathan Mensah scored all six of his points during the run, including his first try of the season at the 10:05 mark to give SDSU its largest lead of the night at 51-26.

In addition to Trammell's production, which included four assists, the Aztecs received nine points from Johnson, while Matt Bradley and Micah Parrish pulled down six rebounds apiece, with the latter notching a collegiate best.

After a slow start, UCSD's Bryce Pope scored 16 of his game-high 20 points on 7-of-11 shooting in the second half, while Francis Nwaokorie totaled nine points and seven boards for the Tritons in the loss.

UC San Diego	FG	3FG	FT	R	F	TP	A	TO	S	B	MP
Nwaokorie *	3-11	0-3	3-5	7	3	9	1	2	0	1	36
Tshimanga *	1-4	0-0	2-2	6	4	4	0	3	0	0	20
Anderson III *	1-6	0-3	0-0	2	3	2	0	4	1	1	20
Pope *	9-17	2-8	0-1	4	0	20	0	1	5	0	34
Raquemore *	1-5	1-2	0-0	5	0	3	0	2	5	0	34
Kasakowski	1-7	1-6	0-0	1	0	3	1	0	0	0	17
DeGraaf	1-1	0-0	0-1	2	2	0	0	2	0	0	11
Patterson	0-3	0-3	0-0	0	1	0	1	0	0	0	14
Vulicik	1-3	1-3	0-0	1	1	3	1	1	1	0	14
TEAM				4			1				
<b>Totals</b>	<b>18-57</b>	<b>5-28</b>	<b>5-8</b>	<b>31</b>	<b>14</b>	<b>46</b>	<b>4</b>	<b>16</b>	<b>12</b>	<b>2</b>	<b>200</b>

San Diego State	FG	3FG	FT	R	F	TP	A	TO	S	B	MP
Johnson *	3-9	0-2	3-4	5	2	9	0	1	1	1	20
LeDee *	1-7	0-0	0-0	12	3	2	3	2	1	0	23
Butler *	2-8	1-3	0-0	3	3	5	3	2	1	0	24
Trammell *	6-11	4-6	2-2	5	0	18	4	1	3	0	28
Bradley *	2-4	1-3	0-0	6	0	5	1	2	1	2	23
Seiko	2-6	2-5	0-0	2	1	6	0	0	0	0	17
Parrish	2-6	1-3	0-0	6	4	5	0	1	1	2	21
Mensah	2-7	1-1	1-2	3	1	6	0	4	1	2	17
Arap	2-2	0-0	0-0	1	0	4	0	0	0	0	10
Saunders	0-1	0-1	2-2	0	0	2	1	1	0	0	10
Byrd	0-0	0-0	0-0	1	1	0	0	1	0	0	6
TEAM				3			0				
<b>Totals</b>	<b>22-61</b>	<b>10-24</b>	<b>8-10</b>	<b>47</b>	<b>13</b>	<b>62</b>	<b>12</b>	<b>15</b>	<b>9</b>	<b>7</b>	<b>200</b>

**Halftime:** San Diego State 35, UC San Diego 16. **FG%:** San Diego State 36.1, UC San Diego 31.6. **3FG%:** San Diego State 41.7, UC San Diego 17.9. **FT%:** San Diego State 80.0, UC San Diego 62.5. **Officials:** Tony Padilla, Keith Kimble, Rick Batsell. **Technical:** none.

INTRODUCTION

COACHES & STAFF

PLAYERS

2022-23 REVIEW

RECORDS

HISTORY

Saint Mary's	FG	3FG	FT	R	F	TP	A	TO	S	B	MP
Bowen *	1-4	1-3	0-0	5	5	3	0	0	0	0	33
Saxen *	3-6	0-0	0-0	9	4	6	3	0	2	3	31
Johnson *	6-12	0-3	3-5	6	4	15	2	2	4	0	34
Mahaney *	6-9	2-3	6-6	1	4	20	1	4	0	0	33
Ducas *	6-13	2-5	3-3	4	4	17	0	1	2	0	38
Wessels	1-1	0-0	1-2	3	1	3	1	0	0	0	9
Marcuionis	1-3	1-3	0-1	0	2	3	1	0	0	0	12
Jefferson	0-1	0-1	0-0	0	0	0	0	0	0	0	5
Howell	0-0	0-0	1-2	1	0	1	0	1	1	0	6
TEAM				3			3				
<b>Totals</b>	<b>24-49</b>	<b>6-18</b>	<b>14-20</b>	<b>32</b>	<b>24</b>	<b>68</b>	<b>8</b>	<b>11</b>	<b>9</b>	<b>3</b>	<b>200</b>

San Diego State	FG	3FG	FT	R	F	TP	A	TO	S	B	MP
Johnson *	5-6	1-2	1-1	4	0	12	0	0	1	0	20
Mensah *	2-4	0-0	0-0	4	5	4	0	2	0	1	18
Butler *	3-7	0-1	5-8	3	2	11	2	0	1	0	30
Trammell *	3-11	1-4	0-1	2	3	7	4	2	0	0	27
Bradley *	4-13	0-4	5-5	5	2	13	0	3	0	0	30
Seiko	0-2	0-2	0-1	1	2	0	0	1	0	0	16
LeDee	2-4	0-0	0-0	8	2	4	1	2	0	0	18
Parrish	1-4	1-2	1-2	1	1	4	0	1	0	0	18
Arap	3-5	0-0	0-0	3</							



# 2022-23 Recaps



MOUNTAIN WEST-RECORD 16-TIME CONFERENCE CHAMPIONS



## GAME 13 San Diego State 71 Air Force 55

Dec. 28, 2022 | San Diego, Calif.  
Viejas Arena | Att.: 12,414

**SAN DIEGO** - Senior Matt Bradley scored a season-high 27 points as the San Diego State Aztecs leaned on his strong shooting night to beat Air Force 71-55 on Thursday night at Steve Fisher Court at Viejas Arena.

The win was SDSU's 15th straight at Steve Fisher Court, the eighth longest streak in program history, and improved to 31-1 in its last 31 games played at home. In addition, the Aztecs have defeated Air Force for the 16th consecutive time in Viejas Arena and overall is 20-3 in the venue against the Falcons.

Bradley finished the game 9-of-12 from the field, including 6-of-7 from distance and 3-of-5 from the line. He added three rebounds, an assist and a steal without a turnover. He the eighth Aztec, since at least the 1996-97 season, to score at least 25 points without committing a turnover. Of those eight, he played the fewest minutes (31).

The Aztecs (10-3, 1-0 Mountain West) started the game knocking down five of its first six shots to take a 12-2 lead capped off by a Bradley first of a career-high six 3-pointers. With just over 12 minutes left in the half, Bradley continued his hot start when he drove into the lane, beat the first defender, and then acrobatically put the ball in the basket to extend the Aztecs lead to 21-9.

Air Force (9-5, 0-1 Mountain West) would respond with an 11-4 run of its own to cut its deficit to five points with six minutes to go before the half. Bradley would again respond with another triple, his third of the half, to push the Aztecs' advantage to 28-20. After a Jaedon LeDee bucket on the next possession the lead back to double digits, 30-20. Adam Seiko would hit the Aztecs fifth triple of the half, and SDSU took a 36-23 advantage into the break.

Both teams would find buckets hard to come by to begin the second half, but Bradley put the Aztecs offense into high gear again. He sank a 3-pointer on back-to-back possessions to push the lead to a game-high 19 points, 44-25, with 15:13 left in the game.

The teams would trade buckets over the next few minutes, and each time Air Force would close the gap, SDSU would respond with a triple. First it was Micah Parrish nailing a corner three, before Seiko re-established the 19-point advantage on his second try of the night to put the Aztecs up 59-40 with 7:58 remaining.

Bradley would sink his sixth and final three with just over four minutes to play, putting SDSU out front 66-47 and from there the Aztecs finished the game with a 71-55 victory.

Air Force	FG	3FG	FT	R	F	TP	A	TO	S	B	MP
Green	* 1-5	0-0	0-0	3	2	2	1	0	0	0	22
Heidbreder	* 2-9	2-7	0-0	4	0	6	0	3	0	0	26
Taylor	* 3-6	3-5	0-0	2	3	9	1	2	1	0	24
Mills	* 4-6	2-3	0-0	0	2	10	2	2	2	0	27
Vander Zwaag	* 1-4	0-2	0-0	0	0	2	1	0	0	0	15
Murphy	2-5	1-3	2-2	1	2	7	2	1	1	0	19
Petraitis	2-7	0-1	2-2	4	2	6	5	3	2	1	25
McCreary	3-4	0-1	0-0	3	1	6	3	3	1	0	22
Becker	3-3	0-0	1-1	0	4	7	0	0	0	1	18
Murphy	0-0	0-0	0-0	0	0	0	0	0	0	0	2
TEAM				3			1				
<b>Totals</b>	<b>21-49</b>	<b>8-22</b>	<b>5-5</b>	<b>20</b>	<b>16</b>	<b>55</b>	<b>15</b>	<b>7</b>	<b>2</b>	<b>2</b>	<b>200</b>

San Diego State	FG	3FG	FT	R	F	TP	A	TO	S	B	MP
Johnson	* 3-6	0-1	3-5	5	2	9	1	1	1	1	24
Mensah	* 1-4	0-0	0-0	7	1	2	0	1	0	2	18
Butler	* 3-6	0-2	0-0	2	2	6	2	4	2	0	21
Trammell	* 2-8	1-5	1-2	0	1	6	5	2	1	1	31
Bradley	* 9-12	6-7	3-5	3	1	27	1	0	1	0	31
LeDee	2-3	0-0	2-3	6	2	6	0	2	1	1	22
Parrish	1-3	1-3	3-3	1	2	6	0	2	0	0	12
Seiko	3-7	3-5	0-0	4	1	9	0	1	1	0	25
Saunders	0-0	0-0	0-0	1	0	0	0	0	0	0	6
Arop	0-0	0-0	0-0	1	1	0	1	0	1	0	11
TEAM				0			1				
<b>Totals</b>	<b>24-49</b>	<b>11-23</b>	<b>12-18</b>	<b>30</b>	<b>13</b>	<b>71</b>	<b>10</b>	<b>14</b>	<b>8</b>	<b>5</b>	<b>200</b>

**Halftime:** San Diego State 36, Air Force 23. **FG%:** San Diego State 49.0, Air Force 42.9. **3FG%:** San Diego State 47.8, Air Force 36.4. **FT%:** Air Force 100.0, San Diego State 66.7. **Officials:** Gregory Nixon, Randy Richardson, Deron White. **Technical:** none.



## GAME 14 San Diego State 76 UNLV 67

Dec. 31, 2022 | Las Vegas, Nev.  
Thomas & Mack Center | Att.: 7,249

**LAS VEGAS** - Matt Bradley surpassed 2,000 career points and the Aztecs had another strong offensive performance on Saturday afternoon, en-route to a 76-67 win over UNLV at the Thomas and Mack Center.

The Aztecs (11-3, 2-0 MW) and Rebels (11-3, 0-2 MW) traded buckets early on, with Bradley and Lamont Butler scoring five early points each, before UNLV used an 8-0 run to take a 17-10 lead with just over 12 minutes to play in the first half.

Aguek Arop ended the Rebels run with a dunk off a nice feed from Darrion Trammell to make it a 17-12 game. Trammell would get on the scoresheet himself a few minutes later, connecting on a tough three pointer, making it a two point UNLV lead, 19-17, with 10 minutes to go in the half.

Arop would tie the game at 21-21 and then give the Aztecs the lead 23-21 when he scored on two straight possessions before Trammell made another three to give the Aztecs a 26-23 lead with 7:02 left in the first half. Bradley then sank his second triple of the game to give the Aztecs a 31-23 lead, which capped a 14-2 San Diego State run to retake control of the game. That three gave Bradley 2,000 career points for his career, making him the eighth active player to reach that milestone.

San Diego State would end the half on a 34-16 run over the final 12 minutes to take a 44-33 lead at the halftime break. Bradley finished the half with 14 points, while Arop was a perfect 5-5 from the field for 10 points.

Both teams would find scoring hard to come by to begin the second half, with only the Rebels able to sink a basket in the opening four minutes of the half. Arop then came through again, for his sixth bucket of the game, this one a monster slam to get the Aztecs on the board in the half, and still lead 48-36.

UNLV would then go on a 7-0 run to make it a 48-43 game with 12:30 left, before Bradley and Trammell would answer with a run of their own, sinking back-to-back threes, extending the Aztecs lead to 57-43.

The Rebels would go on another run to make it a five point game, 59-54, with 4:08 left before Bradley made two free throws to bring the SDSU lead back to seven, 61-54. Trammell would then ice the game with another three with 1:40 to go to make it a 66-57 game. UNLV would result to fouling for the remainder of the game, but the Aztecs made their free throws to secure the 76-67 win.

San Diego State	FG	3FG	FT	R	F	TP	A	TO	S	B	MP
Johnson	* 0-2	0-1	0-0	1	3	0	0	4	0	0	12
Mensah	* 0-5	0-0	3-4	11	3	3	1	1	3	26	
Butler	* 4-5	1-1	0-0	0	4	9	0	2	0	0	15
Trammell	* 4-8	4-5	9-11	6	0	21	5	3	1	0	34
Bradley	* 6-14	5-10	6-8	4	2	23	1	4	3	0	35
Seiko	1-2	1-2	1-4	0	0	4	0	0	0	0	20
LeDee	0-3	0-0	0-0	4	2	0	0	0	1	0	13
Arop	6-7	0-0	0-0	5	3	12	0	3	0	0	23
Parrish	2-5	0-2	0-0	5	1	4	1	2	2	1	18
Saunders	0-0	0-0	0-0	0	0	0	0	1	0	0	3
TEAM				3			2				
<b>Totals</b>	<b>23-51</b>	<b>11-21</b>	<b>19-27</b>	<b>39</b>	<b>16</b>	<b>76</b>	<b>8</b>	<b>22</b>	<b>8</b>	<b>4</b>	<b>200</b>

UNLV	FG	3FG	FT	R	F	TP	A	TO	S	B	MP
Muoka	* 3-5	0-0	0-0	5	3	6	0	1	0	1	18
Webster	* 3-9	3-9	1-1	0	2	10	0	1	1	0	36
Gilbert	* 0-4	0-3	1-3	2	3	3	1	3	6	2	28
Rodriguez	* 8-14	4-8	4-4	6	5	24	1	0	2	1	36
Harkless	* 6-19	2-10	4-4	3	4	18	8	4	2	0	37
Iwuakor	1-2	0-0	2-2	6	3	4	0	2	0	1	22
McCabe	1-6	1-6	1-1	3	5	4	3	0	1	0	20
Johnson III	0-1	0-0	0-0	0	1	0	0	1	0	0	4
TEAM				3			0				
<b>Totals</b>	<b>22-60</b>	<b>10-36</b>	<b>13-15</b>	<b>28</b>	<b>26</b>	<b>67</b>	<b>15</b>	<b>15</b>	<b>8</b>	<b>3</b>	<b>200</b>

**Halftime:** San Diego State 44, UNLV 33. **FG%:** San Diego State 45.1, UNLV 36.7. **3FG%:** San Diego State 52.4, UNLV 27.8. **FT%:** UNLV 86.7, San Diego State 70.4. **Officials:** Tony Padilla, Larry Scrotto, Rick O'Neil. **Technical:** Bradley, Parrish (San Diego State).



## GAME 15 San Diego State 80 Wyoming 75

Jan. 7, 2023 | Laramie, Wyo.  
Arena-Auditorium | Att.: 4,346

**LARAMIE, Wyo.** - Lamont Butler scored a career-high 23 points, and the Aztecs played tough at altitude to earn an 80-75 win at Wyoming on Saturday afternoon.

The Aztecs (12-3, 3-0 MW) and Cowboys (5-10, 0-3 MW) traded buckets early on, with Butler scoring nine early points and was 3-3 from the three-point line as SDSU took a 14-11 lead early.

Wyoming would respond with a 7-2 run to take a 18-16 lead before Darrion Trammell hit another three for the Aztecs, who took a 19-18 lead with 12:36 left in the first half. San Diego State started the game 5-6 from beyond the arc.

SDSU would stretch the lead to seven, 31-24 with 9:40 remaining in the half when Adam Seiko sank another three. The teams would continue their hot shooting for the rest of the first half, and the Aztecs took a 43-42 lead into the halftime break. In total the Aztecs finished the half 17-29 (58.6%) from the field and 8-14 (57%) from behind the arc.

Wyoming would take an early second half lead, 48-47, with 17 minutes to go before Nathan Mensah made a contested basket at the rim to give SDSU a 49-48 lead. A few possessions later, Seiko picked off a pass and fed Micah Parrish who drilled the triple, giving the Aztecs a 54-50 lead with 15 minutes left in the game.

The Cowboys would respond with a 7-0 run of their own to take a 57-54 lead before Butler sank back-to-back triples, making it a 60-59 Aztecs advantage. Wyoming then took a 69-68 lead with 5:31 remaining before the Aztecs forced their 13th turnover of the game and followed that up with a Jaedon LeDee bucket down low to edge in front, 70-69. On the next possession, Matt Bradley drove to the basket and scored, giving SDSU a 72-69 lead with 3:54 remaining.

Bradley would come up clutch on the next possession to put the game out of reach for the Aztecs when he drained a three to give SDSU a 75-70 lead, and the Aztecs left Laramie with a 80-75 win.

Bradley and Butler finished with a combined 41 points in the win, and the Aztecs made 12 threes on Saturday afternoon.

San Diego State	FG	3FG	FT	R	F	TP	A	TO	S	B	MP
Johnson	* 3-8	1-2	0-0	2	2	7	0	0	0	0	17
Mensah	* 3-6	0-0	1-1	3	2	7	2	0	1	1	18
Butler	* 8-15	5-11	2-2	2	2	23	2	0	1	0	28
Trammell	* 1-5	1-2	1-2	0	2	4	3	2	2	0	26
Bradley	* 7-13	2-4	2-3	2	0	18	3	1	0	0	31
LeDee	2-2	0-0	4-4	9	2	8	0	1	1	0	18
Arop	1-2	0-1	0-0	1	3	2	0	1	1	0	9
Seiko	2-3	2-3	0-0	2	3	6	3	2	1	0	29
Parrish	2-4	1-3	0-0	4	4	5	1	2	1	1	24
TEAM				4			1				
<b>Totals</b>	<b>29-58</b>	<b>12-26</b>	<b>10-12</b>	<b>29</b>	<b>20</b>	<b>80</b>	<b>14</b>	<b>10</b>	<b>8</b>	<b>2</b>	<b>200</b>

Wyoming	FG	3FG	FT	R	F	TP	A	TO	S	B	MP
Agbonkpolo	* 0-4	0-3	0-0	3	2	0	2	2	2	2	28
Oden	* 6-9	1-4	2-2	7	3	15	2	2	1	0	39
Wenzel	* 5-5	4-4	0-0	1	1	14	0	0	0	0	23
Anderson	* 3-6	0-1	3-3	5	0	9	3	3	0	0	36
Maldonado	* 7-12	1-2	5-8	4	2	20	3	4	2	0	40
DuSello	4-5	4-5	3-3	2	3	15	1	0	1	0	23
Powell	0-0	0-0	0-0	0	0	0	0	0	0	0	1
Kyman	1-4	0-3	0-0	1	1	2	0	2	0	0	10
TEAM				1			1				
<b>Totals</b>	<b>26-45</b>	<b>10-22</b>	<b>13-16</b>	<b>24</b>	<b>12</b>	<b>75</b>	<b>11</b>	<b>14</b>	<b>6</b>	<b>2</b>	<b>200</b>

**Halftime:** San Diego State 43, Wyoming 42. **FG%:** Wyoming 57.8, San Diego State 50.0. **3FG%:** San Diego State 46.2, Wyoming 45.5. **FT%:** San Diego State 83.3, Wyoming 81.3. **Officials:** Randy McCall, Mike Reed, Mike O'Neil. **Technical:** none.

INTRODUCTION

COACHES & STAFF

PLAYERS

2022-23 REVIEW

RECORDS

HISTORY

AZTEC BASKETBALL MEDIA GUIDE



# 2022-23 Recaps



MOUNTAIN WEST-RECORD 16-TIME CONFERENCE CHAMPIONS

## GAME 16

No. 23 San Diego State 74  
Nevada 65

Jan. 10, 2023 | San Diego, Calif.  
Steve Fisher Court at Viejas Arena | Att.: 12,183



**SAN DIEGO** — Matt Bradley had 17 points and 10 rebounds and Lamont Butler added 15 points for No. 23 San Diego State, which beat Nevada 74-65 Tuesday night to take sole possession of first place in the Mountain West Conference.

"We've got to hold onto it," Bradley said. "We have a big target on our back now."

The Aztecs (13-3, 4-0 MWC) dominated on both ends of Steve Fisher Court in a showdown between the last two undefeated teams in the conference to extend their winning streak to six games. Keshad Johnson added 11 points for SDSU, which has beaten Nevada nine straight times.

Nick Davidson had 17, Kenan Blackshear 12 and Jarod Lucas 11 or Nevada (14-4, 4-1), whose six-game winning streak was snapped.

SDSU led 65-43 with 9:10 left before Nevada began pressing in the closing minutes, forcing the Aztecs into turnovers and bad shots and allowing the close to single digits. SDSU didn't make a field goal in the final 5:09.

"That was a great performance," coach Brian Dutcher said. "I thanked them after the game for the last three minutes. I said if they'd have played 40 minutes like they did the whole game, then they wouldn't need any coaching. I thanked them because now I get to coach them a little bit again. We'll work on the press offense."

The Aztecs marked their return to The AP Top 25 by dominating from the opening minute. Keshad Johnson had a steal and scored on an alley-oop slam dunk on a pass from Lamont Butler. Johnson and Butler hit consecutive 3-pointers to give the Aztecs a 10-0 lead and force Wolf Pack coach Steve Alford to take a timeout.

Johnson had a steal and slam dunk for a 42-23 lead late in the first half. It was 44-27 at halftime.

SDSU shot 50% while holding Nevada to 39.7%. The Aztecs outrebounded Nevada 33-29 and made 8 of 21 3-pointers.

### BIG PICTURE

**Nevada:** The Wolf Pack committed three early turnovers in falling behind 10-0 and never recovered. They had six turnovers total in the first half and, although they enjoyed a height advantage, were outrebounded 19-13.

**San Diego State:** The Aztecs improved to 11-0 at home against Nevada in the MWC era and to 13-1 all-time at home against the Wolf Pack.

Nevada	FG	3FG	FT	R	F	TP	A	TO	S	B	MP
Williams	* 4-8	2-5	0-0	6	3	10	1	2	4	0	32
Coleman	* 0-2	0-2	1-2	1	1	1	2	0	1	0	29
Baker	* 2-7	1-3	2-2	3	2	7	0	1	0	0	20
Lucas	* 3-10	1-4	4-6	1	2	11	0	1	0	0	33
Blackshear	* 6-18	0-6	0-0	5	2	12	5	4	1	1	36
Davidson	5-10	1-5	6-6	7	4	17	0	0	1	0	20
Foster	0-0	0-0	0-0	0	1	0	0	0	1	0	10
Powell	0-0	0-0	0-0	2	1	0	0	0	0	0	7
Pattigrew	3-3	0-0	1-2	3	2	7	1	0	1	0	13
TEAM	1 0										
<b>Totals</b>	<b>23-58</b>	<b>5-25</b>	<b>14-18</b>	<b>29</b>	<b>18</b>	<b>65</b>	<b>9</b>	<b>8</b>	<b>9</b>	<b>1</b>	<b>200</b>

San Diego State	FG	3FG	FT	R	F	TP	A	TO	S	B	MP
Johnson	* 4-8	1-3	2-2	3	1	11	2	0	3	1	26
Mensah	* 3-4	0-0	2-2	5	0	8	2	0	1	0	29
Butler	* 5-9	2-5	3-4	2	4	15	4	4	2	0	31
Trammell	* 2-3	2-3	0-0	1	3	6	4	2	0	0	28
Bradley	* 5-14	2-6	5-7	10	2	17	2	1	0	1	27
Seiko	1-1	1-1	2-2	1	0	5	1	2	0	0	20
Parrish	1-6	0-2	1-2	4	2	3	1	2	0	1	15
LeDee	4-5	0-1	1-1	6	1	9	1	0	0	0	16
Arop	0-0	0-0	0-0	0	2	0	1	0	0	0	8
TEAM	1 1										
<b>Totals</b>	<b>25-50</b>	<b>8-21</b>	<b>16-20</b>	<b>33</b>	<b>15</b>	<b>74</b>	<b>18</b>	<b>12</b>	<b>6</b>	<b>3</b>	<b>200</b>

**Halftime:** San Diego State 47, Nevada, 27. **FG%:** San Diego State 50.0, Nevada 39.7. **3FG%:** San Diego State 38.1, Nevada 20.0. **FT%:** San Diego State 80.0, Nevada 77.8. **Officials:** Tony Padilla, John Higgins, Eric Curry. **Technical:** Trammell (San Diego State).



## GAME 17

New Mexico 76  
No. 23 San Diego State 67

Jan. 14, 2023 | San Diego, Calif.  
Viejas Arena | Att.: 12,414

**SAN DIEGO** — Jaelen House scored 29 points, including three clutch 3-pointers down the stretch, and Jamal Mashburn Jr. had 22 for New Mexico, which used a 12-0 run to take control in beating No. 23 San Diego State 76-67 on Saturday night.

House had 10 points during the 12-0 run that gave the Lobos a 60-49 lead, and 13 points in a span of about three minutes. He scored 21 in the second half.

Morris Udeze had 10 points and 15 rebounds, and Javonte Johnson had 10 points for the Lobos (16-2, 3-2 Mountain West). The Lobos fell out of The Associated Press Top 25 after two losses last week while the Aztecs jumped back into the poll.

The Lobos "were ready to go," coach Richard Pitino said. "They were juiced up for this game."

Matt Bradley scored 14, Adam Seiko 13 and Keshad Johnson 10 for the Aztecs (13-4, 4-1), who had their six-game winning streak snapped.

Mashburn made a jumper and House made a 3-pointer and another jumper for a 60-49 lead with 6:01 to go. SDSU's Micah Parrish made one of two free throws to end New Mexico's run before House made another 3-pointer for a 63-50 lead.

Mensah fouling out changed the tone of the second half.

"I'd say that was a big part because he's a big body down there and he's affecting shots," House said. "They don't really have a backup that's doing the same things he's doing."

The Aztecs scored five straight points after House was called for a technical but it wasn't nearly enough.

"We've both got learning experiences in our locker room. Celebrate after the game," Pitino said. "House was terrific, but sometimes you've just got to like stun gun him a little bit and slow him down. But he was so good. Those refs, when you celebrate like that, they're going to get you."

The Aztecs pulled within four points before Udeze scored inside. Mashburn hit a jumper and two free throws in the final 1:20.

Mashburn and Udeze led the Lobos to a 38-28 halftime lead before the Aztecs tightened their defense and caught up seven minutes into the second half. Keshad Johnson scored six points for the Aztecs early in the second half and Parrish's putback tied it at 45.

The Lobos twice led by 11 points in the first half.

New Mexico	FG	3FG	FT	R	F	TP	A	TO	S	B	MP
Udeze	* 4-7	0-0	2-5	15	2	10	3	3	0	0	34
Allick	* 0-1	0-1	0-0	2	5	0	0	2	0	1	32
Mashburn Jr.	* 9-18	1-3	3-5	3	3	22	1	3	1	0	37
House	* 10-21	3-8	6-6	6	2	29	0	1	4	0	34
Johnson	* 4-8	2-5	0-0	3	1	10	0	0	0	0	30
Jenkins	0-3	0-1	2-2	2	0	2	1	0	2	0	15
Seck	0-0	0-0	1-2	2	1	0	0	0	0	0	10
Dent	0-0	0-0	2-2	1	0	2	0	2	1	0	8
TEAM	2 1										
<b>Totals</b>	<b>27-58</b>	<b>6-18</b>	<b>16-22</b>	<b>36</b>	<b>15</b>	<b>76</b>	<b>5</b>	<b>12</b>	<b>8</b>	<b>1</b>	<b>200</b>

San Diego State	FG	3FG	FT	R	F	TP	A	TO	S	B	MP
Johnson	* 5-6	0-0	0-4	7	2	10	1	0	2	0	28
Mensah	* 4-4	0-0	0-0	5	5	8	0	2	1	2	21
Butler	* 3-9	1-5	2-2	1	3	9	4	3	2	0	26
Trammell	* 1-8	0-5	2-6	1	1	4	0	0	0	0	26
Bradley	* 5-16	2-5	2-3	4	4	14	5	3	0	0	31
LeDee	0-2	0-0	0-0	3	3	0	2	2	0	1	23
Seiko	4-6	3-5	2-2	3	1	13	1	1	1	0	21
Parrish	3-8	0-4	3-4	1	1	9	0	1	0	0	20
Saunders	0-0	0-0	0-0	2	0	0	1	0	0	0	4
TEAM	5 0										
<b>Totals</b>	<b>25-59</b>	<b>6-24</b>	<b>11-21</b>	<b>35</b>	<b>20</b>	<b>67</b>	<b>14</b>	<b>12</b>	<b>6</b>	<b>3</b>	<b>200</b>

**Halftime:** New Mexico 38, San Diego State 28. **FG%:** New Mexico 46.6, San Diego State 42.4. **3FG%:** New Mexico 33.3, San Diego State 25.0. **FT%:** New Mexico 72.7, San Diego State 52.4. **Officials:** Gerry Pollard, Tommy Nunez, Olandis Poole. **Technical:** Mashburn Jr., House (New Mexico), Mensah (San Diego State).



## GAME 18

San Diego State 82  
Colorado State 76

Jan. 18, 2023 | Fort Collins, Colo.  
Moby Arena | Att.: 6,008

**FORT COLLINS, Colo.** — Lamont Butler scored a team-high 19 points and Micah Parrish was perfect from the field as the Aztecs earned an 82-76 overtime win at Colorado State.

SDSU (14-4, 5-1 MW) would set the tone early in overtime when Matt Bradley sank two foul shots and then the Aztecs made back-to-back threes. Parrish nailed his third of the game and Butler sank his second to give San Diego State a 75-70 lead with two minutes to play. Then with 39 seconds left Bradley iced the game with another from the bonus distance to give the Aztecs an 80-73 lead and eventually their fifth conference win of the year.

Earlier on it was Colorado State (10-10, 2-5 MW) who jumped out to a 9-2 lead, before the Aztecs settled into the game courtesy of a Butler triple. Later in the half Jaedon LeDee threw down a monster dunk courtesy of a pass from Darrion Trammell, before Parrish picked off a pass and went the other way with it for another dunk, making it 19-17 Colorado State with 11:23 left in the first.

The Aztecs would take the lead with just over four minutes to go in the half when LeDee scooped up a loose ball in the paint and dunked to give SDSU a 26-25 lead with 4:22 left. However, it was the Rams who would close strong and take a 34-28 lead into the halftime break.

Both teams opened the second half with multiple defensive stops, and then the Aztecs ratcheted up its defense. On back-to-back possessions the Aztecs picked off passes leading to an Adam Seiko triple and another Parrish dunk to cut the deficit to three, 40-37 with 13:59 left in the game.

A few minutes later Parrish drilled a three to give the Aztecs their second lead of the game, 44-43. The teams would trade buckets for the next few minutes as the Rams took a 54-53 lead with six minutes to go.

Parrish would make his basket of the game a few minutes later, this one a triple and the foul to tie the game at 56-56. He then made the following free-throw to give the Aztecs a 57-56 advantage with 4:59 remaining. Matt Bradley scored on a tough drive to the hoop with 2:59 to go to make it a 59-56 lead for SDSU.

The squads would trade baskets down the stretch and the Rams tied the game with five seconds left to force the game to overtime with the score tied at 65-65. The Aztecs then ran out 82-76 winners in overtime.

San Diego State	FG	3FG	FT	R	F	TP	A	TO	S	B	MP
Johnson	* 2-4	0-0	1-1	7	0	5	0	0	0	1	16
Mensah	* 2-6	0-0	2-3	6	3	6	0	0	1	3	25
Butler	* 7-14	2-4	3-4	2	2	19	2	1	2	0	34
Trammell	* 4-11	0-5	3-4	3	0	11	6	5	3	0	32
Bradley	* 4-14	1-4	5-6	4	2	14	7	1	0	0	30
Seiko	1-4	1-3	0-0	0	3	3	0	0	0	0	23
Parrish	5-5	3-3	2-3	5	2	15	0	2	3	0	30
Arop	2-3	0-0	1-1	3	2	5	0	1	0	0	23
LeDee	2-3	0-0	0-3	6	3	4	2	0	1	0	13
TEAM	2 0										
<b>Totals</b>	<b>29-64</b>	<b>7-19</b>	<b>17-25</b>	<b>38</b>	<b>17</b>	<b>82</b>	<b>17</b>	<b>10</b>	<b>10</b>	<b>4</b>	<b>200</b>

Colorado State	FG	3FG	FT	R	F	TP	A	TO	S	B	MP
Moors	* 0-1	0-0	1-2	8	4	1	0	2	0	4	24
Tonie	* 4-8	3-7	2-2	3	4	13	0	1	0	2	22
Stevens	* 6-17	1-7	3-3	5	2	16	11	1	2	1	44
Lake	* 6-8	5-7	0-0	1	4	17	3	1	1	0	35
Rivera	* 5-12	1-6	3-4	5	1	14	2	3	1	1	40
Cartier	4-6	0-0	4-4	1	2	12	2	0	0	0	21
Jackson	0-2	0-0	0-0	0	1	0	1	4	1	0	11
Palmer	1-3	1-2	0-0	6	4	3	0	1	1	0	23
Hebb	0-0	0-0	0-0	0	1	0	0	0	0	0	4
TEAM	3 1										
<b>Totals</b>	<b>26-57</b>	<b>11-29</b>	<b>13-15</b>	<b>32</b>	<b>23</b>	<b>76</b>	<b>19</b>	<b>14</b>	<b>7</b>	<b>8</b>	<b>200</b>

**Halftime:** Colorado State 34, San Diego State 28. **FG%:** Colorado State 45.6, San Diego State 45.3. **3FG%:** Colorado State 37.9, San Diego State 36.8. **FT%:** Colorado State 86.7, San Diego State 68.0. **Officials:** David McCall, Gergory Nixon, DG Nelson. **Technical:** none.



# 2022-23 Recaps



MOUNTAIN WEST-RECORD 16-TIME CONFERENCE CHAMPIONS



## GAME 19 San Diego State 70 Air Force 60

Jan. 21, 2023 | USAF Academy, Colo.  
Clune Arena | Att.: 1,489

**COLORADO SPRINGS, Colo.** — Keshad Johnson and Matt Bradley scored 13 points each and four Aztecs scored in double figures, as San Diego State beat Air Force 70-60 on Saturday night. The Aztecs used a 24-7 run late in the first half to take control of the game and earn the win.

"We found a way to do it (win the game)," said head men's basketball coach Brian Dutcher said. "And these games are so different from one another. In the first game at our place, we made 11 threes. I mean, that's a huge number for us. But today we made four and so we had a win at a different way. We had to win it on the glass and win it at the foul line. We were 22-for-23 from the foul line, and we outrebounded them by 20. That's a difference in the game. You got to find ways to win games. They're not always easy and sometimes you've got to figure it out as the games going on. As a team we did a great job at the line, and we did a great job on the glass and that was a difference in the game."

The Aztecs (15-4, 6-1 MW) and the Falcons (12-8, 3-4 MW) traded buckets for the majority of the first half before San Diego State came to life with just over five minutes remaining in the half.

With the Falcons leading 17-15 and 7:16 left in the half, SDSU responded in a big way and went on a 24-7 run to end the half. Over the course of those seven minutes the Aztecs sank two from bonus distance and Jaedon LeDee had two and-one opportunities which he converted into 3-point plays, to help SDSU take a 39-24 lead at the half.

San Diego State shot 12-12 from the free throw line in the first half, while Butler lead the Aztecs with nine points on 3-7 shooting from the field in the opening period.

Air Force put together a run to begin the second period. The Falcons used a 10-0 run to make it a single digit lead for the Aztecs, 48-40 with 11:00 to go. Butler then sank two free throws to stem the tide and re-establish the double-digit lead for the Aztecs, 50-40. The teams would trade blows for the next few minutes as the Falcons continued to push SDSU. Johnson sank a triple to make it 53-43 with 9:26 left in the game.

The teams would trade baskets the rest of the way, and the Aztecs made 9-10 free throws in the second half as SDSU ran out 70-60 winners on Saturday evening. The Aztecs shot 22-23 (95.7%) from the free throw line in the win.

San Diego State	FG	3FG	FT	R	F	TP	A	TO	S	B	MP
Johnson	* 3-5	1-2	6-7	10	2	13	0	0	0	1	28
Mensah	* 2-6	0-0	0-0	6	3	4	0	1	0	2	14
Butler	* 3-11	1-4	4-4	3	3	11	0	2	0	0	32
Trammell	* 5-11	1-4	1-1	2	1	12	2	2	1	0	30
Bradley	* 5-11	1-4	2-2	7	0	13	1	1	0	0	30
Parrish	0-4	0-1	7-7	2	3	7	2	0	0	0	24
LeDee	2-5	0-0	2-2	7	2	6	1	1	0	0	19
Arop	2-4	0-0	0-0	8	3	4	0	1	0	1	23
TEAM				0							
<b>Totals</b>	<b>22-57</b>	<b>4-15</b>	<b>22-23</b>	<b>45</b>	<b>17</b>	<b>70</b>	<b>6</b>	<b>8</b>	<b>1</b>	<b>4</b>	<b>200</b>

Air Force	FG	3FG	FT	R	F	TP	A	TO	S	B	MP
Becker	* 2-4	1-1	1-1	1	4	6	2	0	0	0	15
Heidbreder	* 7-15	3-8	0-0	6	3	17	0	1	1	0	37
Taylor	* 5-10	2-6	0-0	1	1	12	3	2	4	0	38
Petrainis	* 4-7	1-4	2-6	5	4	11	5	0	0	1	40
McCreary	* 0-2	0-1	0-0	1	1	0	0	1	0	0	14
Vander Zwang	1-1	1-1	0-0	2	1	3	1	2	1	0	18
Green	4-7	0-1	1-3	3	3	9	2	0	0	3	25
Murphy	1-4	0-2	0-0	1	1	2	0	0	0	0	9
Mills	0-2	0-2	0-0	0	1	0	1	0	0	0	3
TEAM				5							
<b>Totals</b>	<b>24-52</b>	<b>8-26</b>	<b>4-10</b>	<b>25</b>	<b>19</b>	<b>60</b>	<b>14</b>	<b>6</b>	<b>6</b>	<b>4</b>	<b>200</b>

**Halftime:** San Diego State 39, Air Force 24. **FG%:** Air Force 46.2, San Diego State 38.6. **3FG%:** Air Force 30.8, San Diego State 26.7. **FT%:** San Diego State 95.7, Air Force 40.0. **Officials:** David Hall, Jim Schipper, Eric Anderson. **Technical:** none.



## GAME 20 San Diego State 85 Utah State 75

Jan. 25, 2023 | San Diego, Calif.  
Viejas Arena | Att.: 12,239

**SAN DIEGO** — Adam Seiko drained seven three pointers, including six in the first half, and the Aztecs beat Utah State on Wednesday night, 85-75. Seiko finished seven of nine from bonus distance and totaling a career-high 25 points.

Seiko's seven 3-pointers tie David Abramowitz (Feb. 10, 2000 vs. Utah) for the most in a game by an Aztec coming off the bench since at least the 1996-97 season.

In addition to Seiko, it was the Keshad Johnson show early in the game. The junior forward set the tone with a monster block in the opening minute, had five points and three rebounds in the first four minutes, helping the Aztecs (16-4, 7-1 MW) to an early 7-3 lead. He would finish with his second double double in as many games, (11 points & 10 rebounds) and cracked double figure scoring for the fourth time in the last five games.

Up next it was Seiko who took over for the Aztecs. The senior made three straight from bonus distance to give the Aztecs an 18-11 lead with 11:40 remaining in the first half. He then hit his next two to give him five made threes over seven minutes played as the Aztecs lead ballooned to 17, 28-11 with 7:30 left in the opening stanza.

Utah State (16-5, 5-3 MW) would go on a run of their own to close the gap to 12, 39-27 with 1:30 left in the half, before Seiko hit his sixth triple in the first 20 minutes, tying his career-high. He finished the half a perfect 6-6 from deep and the Aztecs took a 42-27 lead into the break.

The Aggies would begin a comeback in the second half, and cut the Aztecs advantage to nine, 64-55 with just under 10 minutes left in the game. Micah Parrish then hit a deep three to give San Diego State a double-digit advantage again, this time 69-55 with 7:28 left in the game.

Utah State would make another run to cut it to six, 72-66, but Darrion Trammell made a basket to put the SDSU back up eight with 3:20 left. A few possessions later, Lamont Butler drilled another three, San Diego State's 12th of the night, putting SDSU up by double digits again, 79-68 with 2:05 remaining.

Down eight with 1:05 left, the Aggies were forced to foul, but the Aztecs knocked down their last six free throw attempts and emerged 85-75 winners.

The victory is the 16th for San Diego State in the last 22 games against the Aggies and in Viejas Arena, SDSU has defeated Utah State in each of its last nine meetings.

Utah State	FG	3FG	FT	R	F	TP	A	TO	S	B	MP
Funk	* 8-13	4-9	2-3	4	0	22	1	0	3	0	33
Darius	* 1-2	0-0	0-0	3	3	2	0	3	0	2	15
Bairdow	* 7-16	3-6	1-2	5	3	18	4	3	0	0	34
Ashworth	* 3-10	2-7	0-0	2	2	8	7	2	0	0	37
Shugla	* 3-9	2-8	0-0	1	3	8	2	0	0	0	22
Akin	6-7	0-0	3-5	10	4	15	1	1	2	1	31
Elyle-Rock	0-1	0-1	0-0	0	0	0	1	1	0	0	9
Hamoda	0-2	0-2	0-0	2	1	0	0	0	0	0	15
Zapala	1-1	0-0	0-0	1	1	2	0	0	0	0	5
TEAM				2							
<b>Totals</b>	<b>29-61</b>	<b>11-33</b>	<b>6-10</b>	<b>30</b>	<b>17</b>	<b>75</b>	<b>16</b>	<b>10</b>	<b>5</b>	<b>3</b>	<b>200</b>

San Diego State	FG	3FG	FT	R	F	TP	A	TO	S	B	MP
Johnson	* 4-9	0-1	3-3	10	0	11	1	1	0	1	29
Mensah	* 4-6	0-0	2-4	4	1	10	0	0	1	0	20
Butler	* 2-5	2-2	2-2	2	3	8	4	3	2	0	24
Trammell	* 2-7	1-3	2-2	3	0	7	4	1	1	0	29
Bradley	* 2-10	0-3	0-0	1	2	4	3	0	1	0	21
LeDee	4-4	0-0	1-1	3	2	9	2	0	0	0	17
Seiko	7-10	7-9	4-4	3	1	25	1	2	0	0	27
Parrish	2-6	2-4	3-4	2	0	9	1	0	1	0	21
Arop	1-1	0-0	0-0	2	1	2	2	0	0	0	12
TEAM				3							
<b>Totals</b>	<b>28-58</b>	<b>12-22</b>	<b>17-20</b>	<b>33</b>	<b>10</b>	<b>85</b>	<b>18</b>	<b>9</b>	<b>6</b>	<b>1</b>	<b>200</b>

**Halftime:** San Diego State 42, Utah State 27. **FG%:** San Diego State 48.3, Utah State 47.5. **3FG%:** San Diego State 54.5, Utah State 33.3. **FT%:** San Diego State 85.0, Utah State 60.0. **Officials:** John Higgins, Doug Shows, Deron White. **Technical:** none.



## GAME 21 San Diego State 72 San Jose State 51

Jan. 28, 2023 | San Diego, Calif.  
Viejas Arena | Att.: 12,414

**SAN DIEGO** — Keshad Johnson scored 16 points and had eight rebounds, while Matt Bradley added 14 points, as the Aztecs beat San Jose State 72-51 on Saturday evening.

In the opening 12 minutes the Aztecs (17-1, 8-1 MW) limited the Spartans (13-9, 4-5 MW) to 5-17 from the field and 1-8 from deep.

Aguek Arop got the crowd into it with a nice pass to Jaedon LeDee who slammed it home to spark an Aztec run, and SDSU took a 22-13 lead with 6:20 left in the first half. Johnson then had another slam, putting the Aztecs up double digits, 24-13.

On the defensive end both Johnson and Arop had blocks in the first half. Arop's came with just under 3 minutes to go in the half, keeping the Aztec advantage in the double digits, 27-14. Then with 1:48 left in the first half, Darrion Trammell picked up a loose ball on the defensive end, threw it ahead to Micah Parrish, who threw a perfect lob to Johnson for his second slam of the night.

SDSU held the Spartans to 0-14 from the field in the final 10 minutes of the first half, taking a 33-14 lead into the halftime break. The Aztecs held San Jose State to 5-20 (25%) from the field in the first half and finished the first half on a 25-3 run.

San Diego State would open the second half on another run, outscoring the Spartans 13-5 over the opening 4:14 in the half, taking a 46-19 lead.

San Jose State would then punch back, and go on a 18-4 run of their own, cutting the deficit to 51-37 with 10:40 left in the game. The Spartans would continue to chip away at the lead, and made it a 13 point game with 5:31 to play, 59-48.

A few minutes later, Adam Seiko, fresh off of his career-high 25 points on Thursday, drilled a three to give the Aztecs a 66-48 lead and they never looked back from there. Lamont Butler followed that up with a three on the next possession and put SDSU up 69-48 with 3:00 to play. Between the 6:45 mark and the 3:00 mark the Aztecs did not give up a point, and went on a 13-0 run to reestablish control of the game.

San Jose State	FG	3FG	FT	R	F	TP	A	TO	S	B	MP
Anderson	* 2-6	2-2	2-2	2	2	8	1	0	0	0	18
Tolbert	* 0-3	0-2	2-2	7	4	2	0	1	0	1	28
Diallo	* 0-1	0-0	2-3	6	3	2	1	1	0	1	18
Moore	* 3-10	2-5	3-4	7	0	11	3	2	0	1	36
Cardenas	* 3-12	0-5	3-4	3	4	9	3	3	0	0	31
Gorener	2-6	0-4	0-0	1	3	4	1	2	0	0	20
Vaithala	6-7	0-0	0-0	3	2	12	0	2	0	0	23
Anderson	0-2	0-0	0-1	0	0	0	0	0	0	1	8
Elder	1-1	0-0	0-0	1	0	2	0	1	0	0	7
Torbjorn	0-0	0-0	1-2	0	1	1	0	0	0	0	5
Simeth	0-0	0-0	0-0	1	0	0	0	0	0	0	2
Perry	0-1	0-1	0-0	1	0	0	0	1	0	0	2
King	0-0	0-0	0-0	0	0	0	0	0	0	0	1
TEAM				4							
<b>Totals</b>	<b>17-49</b>	<b>4-19</b>	<b>13-18</b>	<b>36</b>	<b>19</b>	<b>51</b>	<b>9</b>	<b>13</b>	<b>1</b>	<b>3</b>	<b>200</b>

San Diego State	FG	3FG	FT	R	F	TP	A	TO	S	B	MP
Johnson	* 7-10	0-1	2-5	8	0	16	0	1	0	1	26
Mensah	* 3-5	0-0	2-2	8	3	8	0	1	0	1	17
Butler	* 3-7	1-3	1-3	3	4	8	5	0	1	0	27
Trammell	* 2-7	2-5	1-1	3	3	7	2	0	1	0	23
Bradley	* 5-13	1-2	3-3	0	1	14	2	0	0	0	22
Seiko	1-5	1-4	0-0	0	0	3	0	0	0	0	25
Parrish	1-2	0-0	0-0	4	2	2	1	1	1	0	20
LeDee	4-7	0-0	1-3	4	2	9	0	0	0	0	17
Arop	1-1	0-0	3-4	1	1	5	2	0	0	2	17
Saunders	0-1	0-1	0-1	0	0	0	0	0	0	0	2
Barnett	0-0	0-0	0-0	0	0	0	0	0	0	0	1
Alger	0-0	0-0	0-0	0	0	0	0	0	0	0	1
Broughton, Ty	0-0	0-0	0-0	0	0	0	0	0	0	0	1
Broughton, Tr.	0-0	0-0	0-0	1	0	0	0	0	0	0	1
TEAM				3							
<b>Totals</b>	<b>27-58</b>	<b>5-16</b>	<b>13-22</b>	<b>34</b>	<b>17</b>	<b>72</b>	<b>12</b>	<b>3</b>	<b>3</b>	<b>3</b>	<b>200</b>

**Halftime:** San Diego State 33, San Jose State 14. **FG%:** San Diego State 46.6, San Jose State 34.7. **3FG%:** San Diego State 31.3, San Jose State 21.1. **FT%:** San Jose State 72.2, San Diego State 59.1. **Officials:** Shawn Lehigh, Randy Richardson, James Ford. **Technical:** Perry (San Jose State).

# 2022-23 Recaps



MOUNTAIN WEST-RECORD 16-TIME CONFERENCE CHAMPIONS

## GAME 22

Nevada 75  
No. 22 San Diego State 66

Jan. 31, 2023 | Reno, Nev.  
Lawlor Events Center | Att.: 9,357



**RENO, Nev.** — Jarod Lucas scored 26 points and Will Baker had 19 points and eight rebounds as Nevada beat No. 22 San Diego State 75-66 on Tuesday night.

Kenan Blackshear added 18 points and seven assists for the Wolf Pack (17-6, 7-3 MW), who won their second consecutive home game against a ranked opponent for the first time in program history. Nevada defeated then-No. 25 New Mexico 97-94 in double overtime last week.

Matt Bradley scored 16 points to lead the Aztecs (17-5, 8-2 MW). Neither team had more than a three-point lead from the 9:27 mark of the second half until Blackshear made a layup to give Nevada a 67-62 advantage with 1:57 to play.

The Wolf Pack went 6 for 6 from the free throw line in the final 69 seconds to seal it.

Nevada's victory snapped SDSU's nine-game winning streak in the series.

Baker scored five points as Nevada opened the second half with a 14-5 spurt to take a 42-35 lead. But then Lamont Butler drained a 3-pointer and Aguek Arop made a layup as SDSU quickly answered and tied it at 42 with 12:52 to play.

SDSU's Darrion Trammell was assessed a technical foul on the opening minutes when Lucas was knocked down after a whistle in front of the Nevada bench. Some jawing ensued and San Diego State coaches had to restrain some Aztecs players from leaving their bench.

Lucas and Bradley each had 11 points at the 7:23 mark of the first half, more than half their team's total in a 20-20 game.

Lucas, a senior who transferred from Oregon State following the 2021-22 season, scored seven points during a 10-1 Nevada run that erased the Aztecs' 11-4 lead. But neither team had more than a four-point edge the rest of the half and SDSU took a 30-28 advantage into the break.

San Diego State	FG	3FG	FT	R	F	TP	A	TO	S	B	MP
Johnson	* 1-1	0-0	2-2	4	2	4	0	0	0	0	20
Mensah	* 1-3	0-0	2-2	4	3	4	0	3	0	0	20
Butler	* 1-6	1-3	0-0	2	5	3	5	2	0	0	21
Trammell	* 4-10	0-5	0-0	1	2	10	4	2	2	0	22
Bradley	* 6-14	3-8	1-1	3	1	16	2	0	0	0	27
Seiko	2-4	2-4	0-0	1	2	6	1	1	1	0	25
Parrish	1-4	1-3	3-4	3	4	6	0	0	0	0	24
LeDee	3-4	0-0	2-2	5	3	8	1	1	0	0	20
Arop	2-2	0-0	5-6	2	0	9	0	1	0	1	22
TEAM				3							
<b>Totals</b>	<b>21-48</b>	<b>7-23</b>	<b>17-19</b>	<b>28</b>	<b>22</b>	<b>66</b>	<b>13</b>	<b>11</b>	<b>3</b>	<b>1</b>	<b>200</b>

Nevada	FG	3FG	FT	R	F	TP	A	TO	S	B	MP
Williams	* 0-3	0-2	0-0	4	4	0	2	1	1	0	24
Coleman	* 3-6	3-6	2-2	3	2	11	2	1	1	3	39
Baker	* 6-10	0-2	7-7	9	1	19	0	2	0	0	32
Lucas	* 9-14	1-4	7-8	4	1	26	0	1	1	0	38
Blackshear	* 7-14	1-3	3-4	1	2	18	7	1	2	1	36
Davidson	0-1	0-0	0-2	5	0	1	0	0	0	0	13
Foster	0-1	0-0	1-2	0	0	1	0	0	0	0	11
Powell	0-1	0-0	0-0	1	0	0	0	0	0	0	7
Pettigrew	0-0	0-0	0-0	0	1	0	0	0	0	0	2
TEAM				2							
<b>Totals</b>	<b>25-50</b>	<b>5-17</b>	<b>20-23</b>	<b>26</b>	<b>16</b>	<b>75</b>	<b>12</b>	<b>6</b>	<b>5</b>	<b>4</b>	<b>200</b>

**Halftime:** San Diego State 30, Nevada 28. **FG%:** Nevada 50.0, San Diego State 43.8. **3FG%:** San Diego State 30.4, Nevada 29.4. **FT%:** San Diego State 89.5, Utah State 87.0. **Officials:** Randy McCall, Eric Curry, DG Nelson. **Technical:** Trammell (San Diego State).



## GAME 23

No. 22 San Diego State 72  
Boise State 52

Feb. 3, 2023 | San Diego, Calif.  
Viejas Arena | Att.: 12,414

**SAN DIEGO** — Nathan Mensah scored 17 points as No. 22 San Diego State raced past Boise State 72-52 Friday night in a showdown of the Mountain West Conference's top two teams.

Keshad Johnson added 10 for SDSU (18-5, 9-2), which regained sole possession of first place. Bradley came in leading the Aztecs at 13.2 points per game but didn't score until making a jumper with 9:16 to play, finishing with three points. Trammell came in averaging 11.1 and didn't score until making a shot earlier in the second half, finishing with four.

Max Rice scored 16 for Boise State (18-6, 8-3), which was without its point guard Marcus Shaver Jr., who was out with a high ankle sprain.

The Aztecs raced to a 43-21 halftime lead despite getting zero points from Bradley and Trammell. Mensah led the way with 12 points and Adam Seiko had nine.

Mensah had six points during a 14-0 run that carried the Aztecs to a 29-10 lead with 4:57 left before halftime. Seiko made two 3-pointers, including a 27-footer to cap the run just before a timeout.

The combination of SDSU's defense and the absence of Shaver was too much for the Broncos. BSU shot only 33.3% in the first half and was called for a 10-second violation late in the first half. The Aztecs blocked three shots in the first 20 minutes, two by Aguek Arop and one by Mensah.

Mensah blocked a shot with three minutes left that set up a slam dunk by Johnson on an alley-oop pass from Seiko for a 70-50 lead.

Mensah drew 10 fouls and made 9 of 12 free throws.

### BIG PICTURE

**San Diego State:** It'll be touch-and-go whether the Aztecs remain in the AP Top 25. After popping back into the poll on Monday, the Aztecs lost 75-66 at Nevada on Tuesday night.

Boise State	FG	3FG	FT	R	F	TP	A	TO	S	B	MP
Degenhart	* 4-10	1-4	0-0	4	4	9	1	1	1	0	27
Smith	* 1-4	0-0	0-2	5	4	2	2	1	0	1	30
Agbo	* 2-7	0-3	5-5	5	3	9	0	2	0	0	30
Rice	* 7-15	0-5	2-2	1	3	16	2	0	3	0	35
Whiting	* 0-2	0-2	0-0	4	0	0	2	4	0	0	16
Kuzmanovic	2-7	1-3	3-6	0	2	8	0	2	0	0	26
Young	0-1	0-1	1-2	4	0	1	1	0	0	1	12
Sylla	1-3	0-0	1-2	1	2	3	0	0	0	0	11
Minler	2-3	0-0	0-0	2	3	4	0	0	0	0	9
Smith	0-0	0-0	0-0	0	0	0	0	0	0	0	1
Ngannga	0-0	0-0	0-0	1	0	0	0	0	0	0	3
TEAM				1				2			
<b>Totals</b>	<b>19-52</b>	<b>2-18</b>	<b>12-19</b>	<b>28</b>	<b>21</b>	<b>52</b>	<b>8</b>	<b>12</b>	<b>4</b>	<b>2</b>	<b>200</b>

San Diego State	FG	3FG	FT	R	F	TP	A	TO	S	B	MP
Johnson	* 5-5	0-0	0-1	5	1	10	0	1	0	0	23
Mensah	* 4-4	0-0	9-12	6	1	17	0	1	0	2	25
Butler	* 3-7	0-1	1-2	3	4	7	5	1	1	0	24
Trammell	* 2-7	0-2	0-0	2	2	4	7	3	1	0	26
Bradley	* 1-6	0-4	1-2	0	2	3	0	1	0	0	25
Arop	3-4	1-1	0-0	4	1	7	0	1	1	2	13
Seiko	3-7	3-7	0-0	0	9	1	1	0	0	0	19
Parrish	2-4	0-1	0-0	5	3	4	0	1	0	0	23
LeDee	2-5	0-1	5-6	4	2	9	0	0	0	0	16
Saunders	0-2	0-1	0-0	1	2	0	0	0	0	0	2
Johnson Jr.	0-0	0-0	0-0	1	0	0	0	0	0	0	1
Barnett	0-0	0-0	0-0	0	0	0	0	0	0	0	1
Alger	0-0	0-0	0-0	0	0	0	0	0	0	0	1
Broughton, Ty.	0-0	0-0	0-0	0	0	0	0	0	0	0	1
TEAM				5							
<b>Totals</b>	<b>26-51</b>	<b>4-18</b>	<b>16-23</b>	<b>36</b>	<b>18</b>	<b>72</b>	<b>13</b>	<b>10</b>	<b>3</b>	<b>4</b>	<b>200</b>

**Halftime:** San Diego State 43, Boise State 21. **FG%:** San Diego State 51.0, Boise State 36.5. **3FG%:** San Diego State 22.2, Boise State 11.1. **FT%:** San Diego State 69.6, Boise State 63.2. **Officials:** Tony Padilla, Verne Harris, Mike Scyphers. **Technical:** bench (San Diego State).



## GAME 24

No. 25 San Diego State 63  
Utah State 61

Feb. 8, 2023 | Logan, Utah  
Dee Glen Smith Spectrum | 8,756

**LOGAN, Utah** — Matt Bradley scored 18 points and No. 25 San Diego State held on to beat Utah State 63-61 on Wednesday night.

Bradley made his first seven shots and went 7 of 10 from the field overall to help keep the Aztecs (19-5, 10-2 Mountain West) atop the conference standings.

Jaedon LeDee had 14 points and 10 rebounds, while Micah Parrish added 12 points for San Diego State. The Aztecs' top three scorers grabbed a combined 22 rebounds.

Utah State trailed by double digits much of the game until Dan Akin made a pair of free throws to cap a 9-0 run that cut San Diego State's lead to 62-61 with a minute left.

Max Shulga missed a potential winning jumper in the final seconds, and Keshad Johnson went 1 of 2 from the line with 1.8 seconds left to seal the victory for San Diego State. The Aztecs didn't score a basket over the final 5 1/2 minutes.

Steven Ashworth had 18 points, six assists and five rebounds for Utah State (19-6, 8-4). Taylor Funk added 11 points and eight rebounds for the Aggies, who lost at home for just the second time this season.

Darrion Trammell and Parrish made back-to-back 3-pointers to spark a 20-4 run that gave San Diego State a 28-17 lead late in the first half. Seven players scored for the Aztecs during that stretch.

Utah State struggled to find a spark on offense before halftime. After Ashworth hit a 3-pointer to put the Aggies up 13-8, the Aztecs limited Utah State to only three baskets over the final 13 minutes of the first half.

San Diego State increased its lead to 40-25 after Parrish and Johnson combined to score baskets over three straight possessions. Johnson capped the 7-0 spurt with a layup off a steal.

Utah State hit nine of its first 12 shots after halftime and cut a double-digit deficit to 56-51 midway through the second half. Sean Bairstow capped an 8-0 run to make it a two-possession game. Bradley and Parrish halted the run with back-to-back jumpers.

The Aggies put together another rally in the final five minutes before falling short. Still, Utah State drew several positives from how they fought their way back into the game.

### BIG PICTURE

**San Diego State:** Stifling defense and efficient offense helped the Aztecs carve out an early double-digit lead and escape with their ninth win in their last 11 road games against Mountain West opponents.

San Diego State	FG	3FG	FT	R	F	TP	A	TO	S	B	MP
Johnson	* 2-6	0-3	2-4	4	1	6	1	1	0	0	25
Mensah	* 0-1	0-0	0-0	3	1	0	1	0	0	3	20
Butler	* 2-12	0-3	0-0	2	2	4	5	3	1	0	36
Trammell	* 2-5	1-2	0-1	1	2	5	1	0	0	0	10
Bradley	* 7-10	2-2	2-4	6	2	18	1	2	3	0	26
Seiko	0-3	0-2	0-0	0	4	0	1	0	0	0	17
Parrish	5-10	2-4	0-0	6	5	12	0	1	1	0	21
LeDee	5-9	0-1	4-4	10	1	14	1	0	0	0	21
Arop	2-7	0-0	0-0	5	3	4	0	2	1	1	23
TEAM				5				4			
<b>Totals</b>	<b>25-63</b>	<b>5-17</b>	<b>8-13</b>	<b>42</b>	<b>21</b>	<b>63</b>	<b>11</b>	<b>13</b>	<b>6</b>	<b>4</b>	<b>200</b>

Utah State	FG	3FG	FT	R	F	TP	A	TO	S	B	MP
Funk	* 4-9	2-4	1-2	9	2	11	0	1	2	3	33
Darius	* 3-4	0-0	1-2	3	1	7	0	1	1	2	19
Bairstow	* 4-13	1-5	0-0	6	2	9	4	0	1	1	35
Ashworth	* 5-11	2-5	6-6	5	2	18	6	2	0	0	38
Shulga	* 2-11	0-3	3-6	3	2	7	1	3	2	0	35
Akin	1-1	0-0	5-6	3	5	7	0	2	1	0	26
Hamada	1-3	0-2	0-0	1	0	2	1	1	0	0	8
Elyse-Rock	0-0	0-0	0-0	0	0	0	0	0	0	0	5
TEAM				4				0			
<b>Totals</b>	<b>20-52</b>	<b>5-19</b>	<b>16-22</b>	<b>34</b>	<b>15</b>	<b>61</b>	<b>12</b>	<b>10</b>	<b>7</b>	<b>6</b>	<b>200</b>

**Halftime:** San Diego State 44, Utah State 28. **FG%:** San Diego State 39.7, Utah State 38.5. **3FG%:** San Diego State 29.4, Utah State 26.3. **FT%:** Utah State 72.7, San Diego State 61.5. **Officials:** Mike Reed, John Higgins, Nate Harris. **Technical:** Seiko, coach (San Diego State); Ashworth, Funk, coach (Utah State).

INTRODUCTION  
COACHES & STAFF  
PLAYERS  
2022-23 REVIEW  
RECORDS  
HISTORY  
AZTEC BASKETBALL MEDIA GUIDE



# 2022-23 Recaps



MOUNTAIN WEST-RECORD 16-TIME CONFERENCE CHAMPIONS

## GAME 25

No. 25 San Diego State 82  
UNLV 71



Feb. 11, 2023 | San Diego, Calif.  
Viejas Arena | Att.: 12,414

**SAN DIEGO** — Adam Seiko scored all 18 points on 3-pointers and Matt Bradley added 17 points for No. 25 San Diego, the Mountain West Conference front-runner that beat UNLV 82-71 Saturday for its third straight win and seventh in eight games.

The Aztecs (20-5, 11-2 MWC) buried the Runnin' Rebels in a blizzard of 3-pointers and slam dunks, including during a 14-0 run midway through the first half, to sweep the season series and top UNLV the fifth straight time. Keshad Johnson scored 11 of his 14 points in the game's first 6 1/2 minutes and Nathan Mensah had 11 points and 11 rebounds.

SDSU has won 20 games in all six seasons under coach Brian Dutcher and for the 18th time since his predecessor and former boss, Steve Fisher, took over what had been a floundering program in 1999-2000.

Elijah Harkless scored 24 for UNLV (16-9, 5-8) before fouling out with 2:05 to go. Keshon Gilbert added 19 for the Runnin' Rebels, who didn't get their first assist until two minutes into the second half.

SDSU led by 23 points with 7:45 to play before the Rebels cut the gap. The Aztecs made 12 of 28 3-pointers overall and 7 of 19 in the first 20 minutes, when they dominated from the opening tip and led 43-23 at halftime.

SDSU opened the game with alley-oop slam dunks by Mensah and Johnson, with Lamont Butler assisting on both, and then began raining 3s on the Runnin' Rebels.

Seiko and Micah Parrish opened the 14-0 run with 3-pointers before the Aztecs showed a strong inside game with three straight slam dunks by Butler, Mensah - who converted a 3-point play - and Bradley to take a 30-11 lead. Butler grabbed a loose ball and swooped in for his dunk and Bradley had a steal to set up his dunk.

Johnson's early points included a 3-pointer and a steal, after which he went coast-to-coast for a layup. Seiko had three 3-pointers in each half.

The Aztecs had 21 turnovers, including 13 in the second half.

### BIG PICTURE

**San Diego State:** The Aztecs should solidify their spot in The Associated Press Top 25 after winning 63-61 at Utah State on Wednesday night and then easily handling UNLV. SDSU held on against Utah State after blowing most of a 16-point halftime lead.

UNLV	FG	3FG	FT	R	F	TP	A	TO	S	B	MP
Ivankor	* 0-0	0-0	0-0	1	2	0	0	1	0	0	20
Parquet	* 1-4	0-1	0-0	1	1	2	1	0	2	1	21
Gilbert	* 7-12	0-1	5-5	2	4	19	3	4	0	0	27
Rodriguez	* 0-8	0-6	3-4	4	2	3	0	1	0	0	27
Harkless	* 5-12	3-6	11-13	23	5	24	2	3	2	0	29
McCabe	1-5	0-2	0-0	0	0	2	1	0	0	0	16
Muoka	5-6	0-0	2-4	3	1	12	0	0	2	0	20
Webster	1-3	1-3	0-0	2	0	3	0	0	0	0	17
Nowell	2-4	2-3	0-0	0	2	6	3	0	4	0	23
TEAM				7			1				
<b>Totals</b>	<b>22-54</b>	<b>6-22</b>	<b>21-26</b>	<b>23</b>	<b>17</b>	<b>71</b>	<b>10</b>	<b>10</b>	<b>10</b>	<b>1</b>	<b>200</b>

San Diego State	FG	3FG	FT	R	F	TP	A	TO	S	B	MP
Johnson	* 6-9	1-2	1-2	4	3	14	2	0	1	1	22
Mensah	* 4-7	0-0	3-5	11	2	11	0	1	0	0	24
Butler	* 3-8	1-5	0-0	7	4	7	7	5	1	0	26
Trammell	* 0-4	0-2	0-0	1	0	6	6	0	2	2	23
Bradley	* 6-8	3-5	2-2	4	3	17	2	1	1	1	25
LeDee	2-5	0-0	2-3	3	3	6	1	2	1	1	20
Seiko	6-11	6-10	0-0	2	2	18	1	1	0	0	25
Parrish	4-8	1-4	0-0	4	3	9	1	1	1	0	24
Arop	0-0	0-0	0-0	1	2	0	3	1	0	0	9
Saunders	0-0	0-0	0-0	0	0	0	0	0	0	0	3
TEAM				4			3				
<b>Totals</b>	<b>31-60</b>	<b>12-28</b>	<b>8-12</b>	<b>42</b>	<b>23</b>	<b>82</b>	<b>23</b>	<b>21</b>	<b>5</b>	<b>5</b>	<b>200</b>

**Halftime:** San Diego State 43, UNLV 23. **FG%:** San Diego State 51.7, UNLV 40.7. **3FG%:** San Diego State 42.9, UNLV 27.3. **FT%:** UNLV 80.8, San Diego State 66.7. **Officials:** Verne Harris, Kelly Pfeiffer, Glen Mayberry. **Technical:** LeDee (San Diego State).



## GAME 26

No. 21 San Diego State 45  
Fresno State 43

Feb. 15, 2023 | Fresno, Calif.  
Save Mart Center | Att.: 7,012

**FRESNO, Calif.** - Matt Bradley scored 10 points and No. 21 San Diego State slipped past Fresno State 45-43 on Wednesday night.

"I told the guys I don't care what anybody says, it was a beautiful win," San Diego State coach Brian Dutcher said. "We find a way to win. That's it."

San Diego State (21-5, 12-2 Mountain West Conference) has won four in a row and eight of nine overall, extending its win streak against the Bulldogs to eight games.

Nathan Mensah had eight points, eight rebounds and four blocks for SDSU, and Keshad Johnson added seven points and eight boards.

Isaiah Hill converted a three-point play and Anthony Holland made a 3-pointer before Jemarl Baker Jr. hit a turnaround jumper to cap an 8-0 run that gave Fresno State a 41-40 lead with 4:51 to play.

Darrion Trammell answered with a layup about a minute later and Jaedon LeDee hit one of two free throws to put SDSU ahead by two.

Hill made a layup that tied it 43-all with 2:42 remaining, but Fresno State went 0 for 6 from the field the rest of the way. LeDee sank one of two free throws with 2:07 left to give the Aztecs a 44-43 lead, and Mensah added a foul shot with six seconds to go. Hill missed a shot for the Bulldogs as time expired.

"I couldn't be more proud of our effort, how we hung together," Dutcher said. "Sometimes when things aren't going well, teams will crumble. They'll separate. They'll get frustrated. And we just stay singularly focused on trying to win the game."

Hill led Fresno State (9-16, 5-9) with 16 points and Eduardo Andre had 10 points, nine rebounds, two blocks and two steals.

The Bulldogs shot 31% (17 of 55) from the field and went just 2 of 25 from 3-point range.

Hill scored 11 points and Andre added eight points with five rebounds in the first half as Fresno State took a 25-23 lead into the break despite shooting 1 of 10 from 3-point distance and committing 10 turnovers.

Fresno State shot 6 of 28 (21.4%) from the field and scored just 18 points in the second half.

San Diego State is 9-0 this season when holding its opponent under 60 points.

San Diego State	FG	3FG	FT	R	F	TP	A	TO	S	B	MP
Johnson	* 2-4	1-1	2-3	10	2	7	0	2	1	0	29
Mensah	* 3-5	0-0	2-6	8	1	8	2	1	0	4	24
Butler	* 1-6	0-2	0-0	2	1	2	1	1	2	0	29
Trammell	* 2-6	0-1	0-0	1	0	4	2	0	3	0	26
Bradley	* 4-12	2-3	0-1	3	1	10	3	2	3	1	29
Seiko	0-1	0-1	0-0	0	0	0	1	0	0	0	19
Parrish	2-8	2-3	0-0	3	1	6	0	1	0	0	19
LeDee	1-6	0-0	4-6	5	2	6	0	1	0	0	12
Arop	1-1	0-0	0-0	1	4	2	0	2	1	1	13
TEAM				1			2				
<b>Totals</b>	<b>16-49</b>	<b>5-11</b>	<b>8-16</b>	<b>34</b>	<b>12</b>	<b>45</b>	<b>9</b>	<b>12</b>	<b>10</b>	<b>6</b>	<b>200</b>

Fresno State	FG	3FG	FT	R	F	TP	A	TO	S	B	MP
Andre	* 5-10	0-0	0-0	9	5	10	3	2	2	2	34
Baker Jr.	* 2-14	0-10	0-0	5	1	4	1	0	0	0	34
Hill	* 6-16	1-9	3-3	6	3	16	3	5	0	0	35
Colimero	* 0-2	0-0	0-0	4	1	0	0	2	1	0	31
Holland	* 1-3	1-2	0-0	9	3	3	1	1	2	0	34
Yap	1-5	0-2	4-4	1	0	6	0	1	0	0	15
Campbell	2-5	0-3	0-0	2	0	4	0	0	0	1	14
Whitaker	0-0	0-0	0-0	0	1	0	0	1	0	0	3
TEAM				2			2				
<b>Totals</b>	<b>17-55</b>	<b>2-26</b>	<b>7-7</b>	<b>38</b>	<b>14</b>	<b>43</b>	<b>8</b>	<b>14</b>	<b>5</b>	<b>3</b>	<b>200</b>

**Halftime:** Fresno State 25, San Diego State 23. **FG%:** San Diego State 32.7, Fresno State 30.9. **3FG%:** San Diego State 45.5, Fresno State 7.7. **FT%:** Fresno State 100.0, San Diego State 50.0. **Officials:** Gregory Nixon, Larry Spaulding, Tommy Nunez. **Technical:** none.



## GAME 27

No. 22 San Diego State 77  
Colorado State 58

Feb. 21, 2023 | San Diego, Calif.  
Viejas Arena | Att.: 12,414

**SAN DIEGO** — Jaedon LeDee scored 14 points and Matt Bradley scored 10 of his 13 in the first four minutes of the second half for No. 22 San Diego State, which overwhelmed Colorado State 77-58 Tuesday night for its fifth straight win.

Bradley, SDSU's leading scorer, appeared to hurt a finger on his left hand and was subbed out during a timeout with 7:47 left and the Aztecs leading 69-48. He returned with 4:55 to go but didn't play the final two minutes.

Micah Parrish added 12 and Lamont Butler and Darrion Trammell had 11 each for SDSU (22-5, 13-2 Mountain West), which solidified its lead in the conference race. The Aztecs have won nine of their last 10 games dating to an 82-76 overtime win at Colorado State on Jan. 18.

John Tonje scored 18 and Isaiah Rivera 15 for the Rams (12-16, 4-11), who have lost seven of nine.

The Aztecs used their trademark tough defense to take a 41-26 lead at halftime, when Bradley had just three points. But the senior guard got hot right away in the second half, hitting a 3-pointer, a jumper, a layup and another 3-pointer that gave the Aztecs a 52-32 lead and forced the Rams to call time out.

Bradley's only points in the first half came in a 3-point play less than four minutes in. Lamont Butler also converted a 3-point play and Darrion Trammell hit a 3-pointer to help the Aztecs start to pull away.

But it was the Aztecs' defense that stood out. They forced a shot-clock violation and a 10-second violation early on, and the Rams had 10 turnovers in the first half.

### BIG PICTURE

**San Diego State:** The Aztecs have beaten the Rams 10 times in the last 12 games overall and 10 of the last 12 times at Viejas Arena.

**Colorado State:** The Rams were coming off a thrilling finish at Fresno State, when they outscored the Bulldogs 12-2 in the final 1:30 to win 60-57. The Aztecs scored only 45 points in beating the Bulldogs by two points three nights earlier.

Colorado State	FG	3FG	FT	R	F	TP	A	TO	S	B	MP
Cartier	* 1-3	0-1	0-0	4	4	2	1	3	0	0	24
Tonje	* 7-12	1-3	3-4	3	2	18	1	1	1	0	27
Stevens	* 7-13	0-2	1-1	1	1	15	2	3	2	0	38
Hebb	* 0-4	0-1	2-2	2	1	2	1	1	0	0	15
Rivera	* 1-1	0-0	0-0	1	2	2	1	2	0	0	12
Jackson	3-4	0-0	1-2	7	3	7	0	2	1	0	25
Moors	2-4	0-1	0-0	2	2	4	0	0	0	0	17
Lake	1-5	1-4	0-0	1	1	3	1	1	1	0	24
Palmer	2-4	1-2	0-0	3	2	5	1	0	0	1	19
Young	0-0	0-0	0-0	0	0	0	1	0	0	0	42
TEAM				2			3				
<b>Totals</b>	<b>24-50</b>	<b>3-14</b>	<b>7-9</b>	<b>26</b>	<b>18</b>	<b>58</b>	<b>9</b>	<b>16</b>	<b>5</b>	<b>1</b>	<b>200</b>

San Diego State	FG	3FG	FT	R	F	TP	A	TO	S	B	MP
Johnson	* 0-4	0-2	1-2	6	1	1	1	0	0	0	24
Mensah	* 3-4	0-0	0-0	3	3	6	0	1	2	1	16
Butler	* 3-4	0-1	5-5	3	1	11	5	2	3	0	24
Trammell	* 4-8	1-3	2-3	2	0	11	5	1	0	0	29
Bradley	* 5-9	2-5	1-1	2	0	13	1	1	0	1	24
LeDee	4-8	0-1	6-6	6	1	14	0	1	0	0	21
Seiko	0-3	0-2	0-0	2	1	0	0	1	0	0	20
Parrish	4-8	3-5	1-2	2	1	12	1	0	2	0	19
Arop	3-4	0-0	3-4	2	0	9	0	1	1	1	15
Saunders	0-0	0-0	0-0	1	0	0	0	0	1	0	2
Barnett	0-1	0-1	0-0	0	0	0	0	0	0	0	2
Johnson Jr.	0-0	0-0	0-0	0	0	0	0	0	0	0	2
Broughton, Ty.	0-1	0-1	0-0	0	0	0	0	0	0	0	2
Broughton, Tr.	0-0	0-0	0-0	0	0	0	0	0	0	0	2
TEAM				0			2				
<b>Totals</b>	<b>26-54</b>	<b>6-21</b>	<b>19-23</b>	<b>29</b>	<b>8</b>	<b>77</b>	<b>13</b>	<b>9</b>	<b>9</b>	<b>3</b>	<b>200</b>

**Halftime:** San Diego State 41, Colorado State 26. **FG%:** San Diego State 48.1, Colorado State 48.0. **3FG%:** San Diego State 28.6, Colorado State 21.4. **FT%:** San Diego State 82.6, Colorado State 77.8. **Officials:** Jerry Pollard, Eric Curry, Scott Brown. **Technical:** none.

# 2022-23 Recaps



MOUNTAIN WEST-RECORD 16-TIME CONFERENCE CHAMPIONS



## GAME 28 No. 22 San Diego State 73 New Mexico 71

Feb. 25, 2023 | Albuquerque, N.M.  
The Pit | Att.: 15,431

**ALBUQUERQUE, N.M.** — Lamont Butler's 3-pointer at the buzzer gave No. 22 San Diego State a 73-71 win over New Mexico on Saturday night.

After Jaalen House's steal and end-to-end run for a layup with 5.6 seconds left gave New Mexico a 71-70 lead, Butler unhurriedly brought the ball up court before dropping his shot, giving him 10 points for the Aztecs (23-5, 14-2 Mountain West).

"I got the ball with around 5 seconds to go," Butler said. "I got to half court and I fumbled it a little bit. As soon as I looked up, there were 2 seconds left and I knew I had to let it go. I'm just happy the shot went in."

It appeared Micah Parrish's 3-pointer with 23 seconds left that put San Diego State up 70-66 was going to be enough. But Jamal Mashburn Jr. was fouled on a 3-point attempt with 16.7 seconds remaining and he hit all three free throws - setting the stage for the wild closing sequence.

"I was calm," Butler said. "I knew Dutch (Aztecs coach Brian Dutcher) drew up the play for me, so I knew I had to make a play to win the game. So many hours I put in, I came out today and shot the shot and I'm glad it went in."

Dutcher said the play was actually designed for Butler to take the ball to the basket.

"Obviously, I didn't draw a play up for Lamont to come down and shoot a 3 with 6 seconds," he said. "I said we have six dribbles with 6 seconds. We tried to get him up the sidelines and get him to the rim, try to win it at the rim."

"But he came to the middle, I don't know if they sent him to the middle or he came there, but he had the poise to raise up and knock down a really hard 3-point shot."

Darrion Trammell scored 18 points to lead the Aztecs, while Matt Bradley added 11 as San Diego State won a sixth straight.

Mashburn finished with 20 for New Mexico (20-9, 7-9) and House had 15.

### BIG PICTURE

While the Aztecs' vaunted defense was absent for the first 30 minutes of the game, it clamped down by holding New Mexico without a bucket for more than four minutes late in the second half as they climbed back from a 56-47 deficit. Before forcing seven straight misses, San Diego State was allowing the Lobos to score at almost a 55% clip.

San Diego State	FG	3FG	FT	R	F	TP	A	TO	S	B	MP
Johnson	* 4-7	1-1	0-0	10	1	9	0	1	1	2	29
Mensah	* 3-3	0-0	0-0	6	4	6	1	2	1	2	23
Butler	* 4-11	2-4	0-0	4	2	10	2	3	1	0	20
Trammell	* 6-15	4-9	2-4	2	1	18	3	2	2	0	32
Bradley	* 5-15	1-4	0-0	5	0	11	7	1	0	0	30
Arop	3-7	0-0	0-0	6	3	6	1	1	0	1	20
Seiko	1-4	0-2	0-0	2	1	2	1	1	0	0	19
Parrish	3-5	1-1	0-0	1	1	7	2	1	0	0	20
LeDee	2-3	0-1	0-0	0	5	4	0	0	0	1	9
TEAM				5			1				
<b>Totals</b>	<b>31-70</b>	<b>9-22</b>	<b>2-4</b>	<b>41</b>	<b>18</b>	<b>73</b>	<b>17</b>	<b>12</b>	<b>6</b>	<b>5</b>	<b>200</b>

New Mexico	FG	3FG	FT	R	F	TP	A	TO	S	B	MP
Udeze	* 4-8	0-0	3-4	10	1	11	2	0	0	1	37
Allrick	* 1-1	0-0	0-0	1	5	2	0	1	0	0	35
Mashburn Jr.	* 2-11	1-3	3-3	2	4	8	0	0	2	0	34
House	* 3-12	2-7	4-4	6	4	12	2	2	4	1	30
Johnson	* 9-19	3-8	9-12	2	2	30	7	4	1	0	25
Jenkins	1-3	1-1	0-0	3	4	3	0	1	0	0	22
Serk	3-7	2-3	3-5	3	1	11	1	3	0	0	18
Dent	0-0	0-0	1-2	4	1	1	0	0	0	0	10
TEAM				3			0				
<b>Totals</b>	<b>24-54</b>	<b>7-15</b>	<b>16-22</b>	<b>30</b>	<b>13</b>	<b>71</b>	<b>13</b>	<b>10</b>	<b>5</b>	<b>1</b>	<b>200</b>

**Halftime:** New Mexico 37, San Diego State 27. **FG%:** New Mexico 44.4, San Diego State 44.3. **3FG%:** New Mexico 46.7, San Diego State 40.9. **FT%:** New Mexico 72.7, San Diego State 50.0. **Officials:** Mike Reed, Gregory Nixon, Glen Mayberry. **Technical:** Johnson (San Diego State).



## GAME 29 Boise State 66 No. 18 San Diego State 60

Feb. 28, 2023 | Boise, Idaho  
ExtraMile Arena | Att.: 12,208

**BOISE, Idaho** - Max Rice scored 26 points and reeled off 12 straight points in a 14-0 run to close out the game and Boise State beat No. 18 San Diego State 66-60 on Tuesday night.

The Broncos (23-7, 13-4 Mountain West Conference) avenged a 20-point loss to San Diego State on Feb. 3 and remained perfect at home in conference play. It was the Broncos' first win over a ranked team this season.

And Boise State coach Leon Rice couldn't have been prouder of his son's sterling performance in the Broncos' biggest win of the season thus far.

San Diego State (23-6, 14-3), which had already claimed a share of the conference crown with its buzzer-beating win over New Mexico on Saturday, failed to hold onto a late nine-point lead.

"We played pretty good for three quarters of the game, but with five minutes to go, Boise stepped their game up," San Diego State coach Brian Dutcher said. "Sometimes in basketball you don't get what you deserve, but tonight we got what we deserved. We didn't execute down the stretch. Part of that's on us, but part of that's on Boise State and its well-coached Leon Rice team that came away with a big win today."

With the Aztecs staked to a comfortable 60-52 lead with 4:48 remaining, Max Rice took over.

Playing in what could be his final home game on senior night, Rice hit a free throw before sinking a trio of 3-pointers to give Boise State a 62-60 lead, its first since the 17:01 mark of the second half.

Then on the Aztecs' next possession, Rice stole a pass at mid-court and drove in for a layup, sending the Boise State crowd into a frenzy.

Marcus Shaver Jr., who missed the first meeting between the two teams with a right ankle injury, hit two free throws to push the lead to six in the final minute.

San Diego State couldn't hit a shot over its final two possessions and the Broncos ran out the clock, resulting in the Boise State fans storming the court.

Tyson Degenhart scored 14 for Boise State, while Najee Smith added 10.

Matt Bradley paced San Diego State with 16 points, and Parrish chipped in 11.

San Diego State can still win the regular-season conference title outright with a victory against Mountain West cellar dwellers Wyoming on Saturday.

San Diego State	FG	3FG	FT	R	F	TP	A	TO	S	B	MP
Johnson	* 2-3	0-1	0-0	2	3	4	0	0	1	1	17
Mensah	* 1-3	0-1	0-0	3	2	2	2	1	0	2	24
Butler	* 1-4	1-1	0-0	4	3	3	1	2	1	0	20
Trammell	* 2-9	1-6	2-3	0	1	7	2	2	1	0	29
Bradley	* 6-15	2-6	2-2	6	0	16	1	2	2	0	30
Seiko	1-1	1-1	0-0	1	0	3	0	0	0	0	18
Parrish	3-6	2-3	3-3	3	3	11	1	1	0	1	24
LeDee	3-7	0-0	2-3	2	0	8	0	2	2	0	18
Arop	3-3	0-0	0-0	1	2	6	1	0	2	0	21
TEAM				2			2				
<b>Totals</b>	<b>22-51</b>	<b>7-19</b>	<b>9-11</b>	<b>24</b>	<b>14</b>	<b>60</b>	<b>8</b>	<b>12</b>	<b>9</b>	<b>4</b>	<b>200</b>

Boise State	FG	3FG	FT	R	F	TP	A	TO	S	B	MP
Degenhart	* 6-9	1-3	1-2	3	0	14	1	3	1	0	39
Smith	* 3-5	2-2	2-2	6	3	10	1	4	1	0	28
Milner	* 1-2	0-0	0-0	3	4	2	0	2	0	2	17
Shaver Jr.	* 2-11	1-6	4-4	7	2	9	2	2	0	0	35
Rice	* 9-16	5-8	3-4	3	2	26	0	1	1	0	34
Agbo	2-6	0-3	1-2	5	1	5	0	2	0	2	33
Whiting	0-3	0-0	0-0	4	0	0	3	1	1	0	14
Young	0-0	0-0	0-0	0	0	0	0	0	0	0	0+
Sylla	0-0	0-0	0-0	0	0	0	0	0	0	0	0+
TEAM				4			1				
<b>Totals</b>	<b>23-52</b>	<b>9-22</b>	<b>11-14</b>	<b>35</b>	<b>12</b>	<b>66</b>	<b>7</b>	<b>14</b>	<b>6</b>	<b>2</b>	<b>200</b>

**Halftime:** San Diego State 30, Boise State 27. **FG%:** Boise State 44.2, San Diego State 43.1. **3FG%:** Boise State 40.9, San Diego State 36.8. **FT%:** San Diego State 81.8, Fresno State 78.6. **Officials:** Tony Padilla, Nate Harris, Kevin Brill. **Technical:** none.



## GAME 30 No. 18 San Diego State 67 Wyoming 50

March 4, 2023 | San Diego, Calif.  
Viejas Arena | Att.: 12,414

**SAN DIEGO** - Jaedon LeDee scored 21 points and Adam Seiko 14 for the No. 18 San Diego State Aztecs, who celebrated the outright regular-season Mountain West Conference title with a 67-50 victory against Wyoming on Saturday night.

Matt Bradley added 11 points for the Aztecs (24-6, 15-3 MWC), who clinched the conference championship at halftime, thanks to Boise State's 86-73 loss at Utah State.

The Aztecs had earned a share of the title a week earlier with a buzzer-beating win at New Mexico, but missed taking it outright when they failed to hold a late nine-point lead and lost 66-60 at Boise State on Tuesday night.

But that gave a sellout crowd of 12,414 at Viejas Arena the chance to celebrate and watch the players cut down the nets on Senior Night. It's the third regular-season title in Brian Dutcher's six seasons as coach.

Dutcher did a "trust fall" from a ladder after cutting the final piece of net, falling backward into the arms of his players before heading to a locker room celebration.

SDSU heads to Las Vegas as the No. 1 seed in pursuit of its seventh MWC tournament title and an automatic berth in the NCAA Tournament.

The Aztecs have won nine regular-season MWC titles, eight of them outright. Both are records. Coupled with six tournament titles, SDSU has won a record 15 league championships overall. The next closest school is New Mexico with eight.

Jeremiah Oden scored 17 and Xavier DuSell had 16 for last-place Wyoming (9-21, 4-14), which was coming off an impressive win against Nevada but couldn't keep pace with the Aztecs.

SDSU led by one point six minutes into the game before taking control with a 10-0 run. LeDee started it with a slam dunk, Darrion Trammell and Micah Parrish hit 3-pointers and Aguek Arop scored inside for a 19-8 lead.

The Aztecs pushed the lead to 34-15 before Wyoming scored the last seven points of the half.

SDSU had a season-high nine blocked shots, three by Arop.

Bradley hit a step-back corner 3 with 1:57 left, his final shot at home.

Wyoming	FG	3FG	FT	R	F	TP	A	TO	S	B	MP
Thompson	* 1-6	0-4	0-0	5	3	2	2	1	0	1	22
Oden	* 7-15	2-5	1-2	2	2	17	1	4	1	1	32
Wenzel	* 2-6	2-5	0-0	4	4	6	2	1	2	0	30
Maldonado	* 1-11	0-2	1-3	5	0	3	2	1	1	0	39
DuSell	* 5-9	4-5	2-2	3	0	16	2	1	1	0	37
Foster	1-3	0-0	0-0	2	1	2	3	1	0	0	28
Powell	1-23	0-0	2-2	2	4	4	1	0	1	0	11
Barnhart	0-0	0-0	0-0	0	0	0	0	0	0	0	1
Roberson	0-0	0-0	0-0	0	0	0	0	1	0	0	1
TEAM				5			0				
<b>Totals</b>	<b>18-53</b>	<b>8-21</b>	<b>6-9</b>	<b>28</b>	<b>14</b>	<b>50</b>	<b>13</b>	<b>10</b>	<b>6</b>	<b>2</b>	<b>200</b>

San Diego State	FG	3FG	FT	R	F	TP	A	TO	S	B	MP
Johnson	* 2-6	0-1	0-0	6	2	4	0	1	0	0	26
Mensah	* 0-2	0-0	4-4	3	1	4	1	2	0	1	20
Arop	* 2-7	0-0	0-0	5	0	4	0	0	1	3	12
Seiko	* 5-7	4-5	0-1	1	14	2	0	2	0	2	21
Bradley	* 3-7	1-2	4-5	1	1	11	1	1	0	1	25
Parrish	2-6	2-4	0-0	6	2	6	2	1	1	2	25
Butler	0-3	0-2	0-0	3	3	0	6	2	2	0	21
Trammell	1-6	1-3	0-0	2	2	3	2	2	0	0	22
LeDee	8-9	0-0	5-6	8	1	21	1	0	0	2	24
Barnett	0-1	0-0	0-0	0	0	0	0	0	0	0	1
Johnson Jr.	0-0	0-0	0-0	0	0	0	0	0	0	0	1
Alger	0-0	0-0	0-0	0	0	0	0	0	0	0	1
Ty. Broughton	0-0	0-0	0-0	0	0	0	0	0	0	0	1
Tr. Broughton	0-0	0-0	0-0	0	0	0	0	0	0	0	1
TEAM				5			0				
<b>Totals</b>	<b>23-54</b>	<b>8-17</b>	<b>13-15</b>	<b>40</b>	<b>13</b>	<b>67</b>	<b>15</b>	<b>9</b>	<b>6</b>	<b>9</b>	<b>200</b>

**Halftime:** San Diego State 34, Wyoming 22. **FG%:** San Diego State 42.6, Wyoming 34.0. **3FG%:** San Diego State 47.1, Wyoming 38.1. **FT%:** San Diego State 86.7, Wyoming 66.7. **Officials:** David Hall, Mike Littlewood, Tommy Nunez. **Technical:** none.



# 2022-23 Recaps



MOUNTAIN WEST-RECORD 16-TIME CONFERENCE CHAMPIONS



## GAME 31

### [1] San Diego State 64

### [8] Colorado State 61

March 9, 2023 | Las Vegas, Nev.  
Thomas & Mack Center | Att.: 8,717

**LAS VEGAS** - Lamont Butler scored 16 points and No. 20 San Diego State held on to beat Colorado State 64-61 in the Mountain West Conference Tournament quarterfinals on Thursday.

The top-seeded Aztecs (25-6) never led by more than five points in the second half, and Isaiah Stevens' 3-pointer gave the eighth-seeded Rams (15-18) a 59-58 lead with 1:42 left. Jordan LeDee and Matt Bradley each hit two free throws to give San Diego State a 62-59 lead with 16 seconds remaining.

Stevens made a layup to pull Colorado State back within 62-61, but Nathan Mensah sealed the game with a free throw and a block at the basket to send the Aztecs into the semifinals, where they will play fifth-seeded San Jose State on Friday.

San Diego State beat Colorado State for the third time this season. The Aztecs won at Fort Collins 82-76 in overtime and then blew out the Rams 77-58 in San Diego.

Stevens, the Rams' leading scorer at 18 points per game, scored 16 points on 5-of-20 shooting Thursday.

Bradley had 13 points for the Aztecs. LaDee added 10 points and eight rebounds.

John Tonje led Colorado State with 17 points. Patrick Cartier added 12 and Jalen Lake had 10.

Colorado State jumped out to an 8-0 lead and maintained its advantage until Bradley tied it at 20-20 on a 3-pointer with 7:24 left in the first half. It was the first basket of the game for Bradley, a first-team all-conference selection.

San Diego State took its first lead on a three-point-play by Butler that made it 25-24 and the Aztecs edged ahead 27-25 by halftime.

### BIG PICTURE

The Aztecs will be going to the NCAA Tournament regardless of their performance the rest of the way in the conference tourney. But another win or two in Las Vegas could help San Diego State earn a higher NCAA seed.

San Diego State	FG	3FG	FT	R	F	TP	A	TO	S	B	MP
Johnson	* 4-8	0-1	0-0	8	2	8	1	2	1	0	23
Mensah	* 1-2	0-0	2-4	4	3	4	0	2	1	1	15
Butler	* 5-14	2-6	4-5	5	1	16	1	1	0	0	33
Trammell	* 0-5	0-3	0-1	5	0	2	1	1	1	1	20
Bradley	* 4-8	1-1	4-4	2	1	13	2	0	0	0	22
Seiko	* 3-6	1-4	0-0	1	1	7	1	1	0	1	26
Parrish	* 1-5	1-4	3-4	4	1	6	1	0	1	2	24
LeDee	* 3-5	0-0	4-6	8	2	10	3	5	0	3	19
Arop	* 0-2	0-0	0-0	2	2	0	1	1	1	1	17
TEAM				4				2			
<b>Totals</b>	<b>21-55</b>	<b>5-19</b>	<b>17-24</b>	<b>42</b>	<b>13</b>	<b>64</b>	<b>12</b>	<b>13</b>	<b>5</b>	<b>9</b>	<b>200</b>

Colorado State	FG	3FG	FT	R	F	TP	A	TO	S	B	MP
Cartier	* 5-8	0-0	2-2	7	4	12	0	3	1	0	24
Tonje	* 6-10	1-3	4-4	1	1	17	0	1	1	0	34
Stevens	* 5-20	2-7	4-4	3	3	16	8	0	0	1	40
Lake	* 4-9	2-4	0-0	2	0	10	1	0	1	1	31
Rivera	* 0-3	0-1	1-2	8	4	1	1	0	1	3	28
Moors	* 2-2	0-0	0-0	5	2	4	0	0	2	1	15
Jackson	* 0-2	0-0	0-0	0	0	0	0	2	1	0	11
Palmer	* 0-2	0-2	1-2	2	1	1	1	0	0	0	8
Young	* 0-0	0-0	0-0	0	0	0	0	0	0	0	1
Hebb	* 0-1	0-0	0-0	0	3	0	0	2	1	0	7
TEAM				3				0			
<b>Totals</b>	<b>22-57</b>	<b>5-17</b>	<b>12-14</b>	<b>32</b>	<b>18</b>	<b>61</b>	<b>11</b>	<b>10</b>	<b>8</b>	<b>6</b>	<b>200</b>

**Halftime:** San Diego State 27, CSU 25. **FG%:** CSU 38.6, San Diego State 38.2. **3FG%:** CSU 29.4, San Diego State 26.3. **FT%:** CSU 85.7, San Diego State 70.8. **Officials:** Tommy Nunez Jr., Nate Harris, Deron White. **Technical:** none.



## GAME 32

### [1] San Diego State 64

### [5] San Jose State 49

March 10, 2023 | Las Vegas, Nev.  
Thomas & Mack Center | Att.: 8,804

**LAS VEGAS** - Keshad Johnson and Darrion Trammell each scored 15 points and No. 20 San Diego State beat San Jose State 64-49 in the Mountain West Conference Tournament semifinals on Friday night.

The top-seeded Aztecs (26-6) advanced to the championship game for the sixth consecutive year. They will face the winner of the late semifinal between Utah State and Boise State.

The Aztecs shot 40.7% from the floor, hitting 22 of 54, including 6 of 16 from 3-point range.

Trammell bounced back after missing all five of his shots in Thursday's quarterfinal win over Colorado State.

"My teammates and my coaches, they've been telling me just keep shooting, just keep going, keep going," Trammell said. "They put the ultimate trust in me, so I appreciate that from them."

Tibet Gorener scored 15 points for San Jose State (20-13).

The Aztecs held the Spartans to 19 of 55 shooting (34.5%), including 5 of 19 from 3-point range (26.3%). It was San Jose State's fourth-worst shooting performance of the season.

In two meetings this season, San Diego State held the Spartans to an average of 50 points on 34.6% shooting.

"San Diego State is elite defensively," San Jose State coach Tim Miles said. "We just weren't at our best but they're a big reason for that. They're strong all across the board. Then they're together. They really work hard together. They're connected defensively especially."

After briefly falling behind by one early in the game, the Aztecs erupted for an 18-4 run to take a 25-12 lead with 2:59 left in the first half and weren't threatened during that stretch.

San Diego State	FG	3FG	FT	R	F	TP	A	TO	S	B	MP
Johnson	* 6-7	0-0	3-4	4	1	15	1	2	0	2	27
Mensah	* 1-2	0-0	1-2	8	0	3	2	0	0	2	21
Butler	* 2-7	1-2	2-3	3	2	7	4	2	0	0	24
Trammell	* 4-7	2-3	5-6	2	1	15	1	0	1	0	28
Bradley	* 3-10	2-4	0-0	5	1	8	1	1	0	0	26
Seiko	* 0-3	0-3	1-2	0	1	1	2	0	0	0	20
LeDee	* 1-3	0-0	0-0	0	2	2	1	0	1	0	16
Arop	* 2-3	0-0	0-0	3	1	4	0	2	1	1	12
Parrish	* 3-12	1-4	2-2	7	3	9	0	0	0	0	20
Saunders	* 0-0	0-0	0-0	0	0	0	0	0	0	0	2
Barnett	* 0-0	0-0	0-0	0	0	0	0	0	0	0	1
Johnson Jr.	* 0-0	0-0	0-0	0	0	0	0	1	0	0	1
Alger	* 0-0	0-0	0-0	0	1	0	0	0	0	0	1
TEAM				0				0			
<b>Totals</b>	<b>22-54</b>	<b>6-16</b>	<b>14-19</b>	<b>32</b>	<b>13</b>	<b>64</b>	<b>12</b>	<b>8</b>	<b>3</b>	<b>5</b>	<b>200</b>

San Jose State	FG	3FG	FT	R	F	TP	A	TO	S	B	MP
Anderson	* 2-5	1-2	3-3	5	3	8	1	0	1	0	27
Tolbert	* 1-5	0-1	0-0	5	1	2	1	1	1	0	25
Diallo	* 3-6	0-0	0-0	8	2	6	0	1	0	0	18
Moore	* 3-13	1-4	0-1	7	0	7	1	3	0	0	38
Cardenas	* 2-10	0-4	0-2	3	5	4	6	2	0	0	33
Vaithala	* 2-4	0-0	0-0	6	3	4	0	3	0	0	21
Gorener	* 5-10	3-8	2-2	2	1	15	0	0	0	0	26
Anderson	* 0-1	0-0	0-0	0	0	0	0	0	1	0	6
King	* 1-1	0-0	0-0	1	0	2	0	0	0	0	2
Torbar	* 0-0	0-0	0-0	0	0	0	0	0	0	0	1
Elder	* 0-0	0-0	1-2	0	0	1	0	0	0	0	1
Perry	* 0-0	0-0	0-0	0	0	0	0	0	0	0	1
Simeth	* 0-0	0-0	0-0	0	0	0	0	0	0	0	1
TEAM				1				3			
<b>Totals</b>	<b>19-55</b>	<b>5-19</b>	<b>6-10</b>	<b>39</b>	<b>15</b>	<b>49</b>	<b>9</b>	<b>13</b>	<b>3</b>	<b>3</b>	<b>200</b>

**Halftime:** San Diego State 30, San Jose State 20. **FG%:** San Diego State 40.7, SJSU 34.5. **FG%:** San Diego State 37.5, SJSU 26.3. **FT%:** San Diego State 73.7, SJSU 60. **Officials:** Verne Harris, Mike Reed, Larry Spaulding. **Technical:** Johnson (San Diego State).



## GAME 33

### [1] San Diego State 62

### [3] Utah State 57

March 11, 2023 | Las Vegas, Nev.  
Thomas & Mack Center | Att.: 8,791

**LAS VEGAS** — Matt Bradley scored 16 points and Jaedon LeDee added 13 to lead No. 20 San Diego State to a 62-57 victory over Utah State in Saturday's Mountain West Tournament championship game.

The Aztecs (27-6) claimed their seventh tournament title, and second in three years. This also was their conference-record 15th appearance in the title game.

San Diego State clinched the conference's bid to the NCAA Tournament, though it was never in doubt the Aztecs would be selected. What kind of seed San Diego State receives remains to be seen.

Utah State (26-8) also figures to be headed to the tournament when the selections are announced Sunday.

This was the fourth time in the last five years the teams have played each other in the Mountain West championship game. Utah State won the 2019 and 2020 title games, and San Diego State went home with the 2021 trophy. Boise State temporarily ended the monopoly last season by beating the Aztecs 53-52.

Neither team shot well Saturday, with San Diego State making 33.3% of its shots compared to 37.1% for the Aggies.

No San Diego State players reached double-figure scoring other than LeDee and Mitchell. For Utah State, Steven Ashworth scored 13 points and Trevin Dorius 12.

The Aggies were hot early, however, going on a 12-2 run in the first half to take a 26-15 lead with 6:57 left, but then went cold. They failed to make another field goal until 1:43 into the second half, but somehow didn't fall behind during that stretch.

But the Aztecs got close, and eventually went back and forth with Utah State in the second half. San Diego State nearly put away the game by going up 53-46 with 3:03 left, but the Aggies got back to within three points with 48 seconds remaining and two points with 30.3 seconds to go.

San Diego State closed out the game at the free throw line by making 9 of 10 free throws in the final 43 seconds.

San Diego State	FG	3FG	FT	R	F	TP	A	TO	S	B	MP
Johnson	* 2-7	0-0	0-0	3	0	4	0	1	1	0	26
Mensah	* 0-2	0-0	1-2	8	2	1	0	0	2	16	
Butler	* 2-3	0-1	0-0	4	4	3	2	1	0	29	
Trammell	* 2-7	0-3	0-0	1	4	4	1	0	0	20	
Bradley	* 6-11	1-4	3-4	2	0	16	0	1	1	0	26
LeDee	* 4-8	0-0	5-7	10	0	13	1	1	0	0	19
Arop	* 2-8	0-0	4-5	8	0	8	1	0	1	2	20
Seiko	* 1-5	1-4	4-4	2	1	7	0	1	0	0	19
Parrish	* 1-9	0-7	3-4	4	2	5	1	1	0	0	23
TEAM				3				1			
<b>Totals</b>	<b>20-63</b>	<b>2-10</b>	<b>20-26</b>	<b>45</b>	<b>13</b>	<b>62</b>	<b>8</b>	<b>8</b>	<b>4</b>	<b>4</b>	<b>200</b>

Utah State	FG	3FG	FT	R	F	TP	A	TO	S	B	MP
Funk	* 2-9	1-8	0-0	7	2	5	3	1	0	3	39
Dorius	* 6-11	0-1	0-0	7	3	12	1	0	0	1	20
Boirstow	* 2-7	0-2	3-6	5	4	7	3	1	0	0	33
Ashworth	* 5-13	2-7	1-1	1	5	13	1	2	2	0	36
Shulga	* 2-12	0-5	0-0	6	0	4	3	1	1	0	36
Akin	* 3-4	0-0	1-4	8	5	7	1	2	1	0	19
Eytle-Rock	* 2-4	0-0	2-3	3	2	6	1	1	0	0	16
Hamoda	* 1-2	1-1	0-0	0	0	3	0	0	0	0	6
Zapala	* 0-0	0-0	0-0	0	0	0	0	0	0	0	2
TEAM				3				1			
<b>Totals</b>	<b>23-62</b>	<b>4-24</b>	<b>7-14</b>	<b>40</b>	<b>21</b>	<b>57</b>	<b>13</b>	<b>9</b>	<b>4</b>	<b>4</b>	<b>200</b>

**Halftime:** Utah State 29, San Diego 28. **FG%:** Utah State 37.1, San Diego State 31.7. **3FG%:** Utah State 16.7, San Diego State 10.5. **FT%:** San Diego State 76.9, Utah State 50. **Officials:** Dave Hall, Michael Irving, Larry Spaulding. **Technical:** none.

INTRODUCTION  
COACHES & STAFF  
PLAYERS  
2022-23 REVIEW  
RECORDS  
HISTORY  
AZTEC BASKETBALL MEDIA GUIDE

# 2022-23 Recaps



MOUNTAIN WEST-RECORD 16-TIME CONFERENCE CHAMPIONS



## GAME 34 [5] San Diego State 63 [12] Charleston 57

March 16, 2023 | Orlando, Fla.  
Amway Center | Att.: 16,650

**ORLANDO, Fla.** — Matt Bradley scored 17 points, including two free throws in the final minute, and No. 5 seed San Diego State held on to beat 12th-seeded College of Charleston 63-57 in the first round of the NCAA Tournament on Thursday.

The victory was a measure of redemption for Bradley, whose turnover in the waning seconds of overtime last year cost the Aztecs a three-point loss to Creighton.

The senior provided pivotal plays down the stretch in this one, helping the Aztecs (28-6) win their first game in the Big Dance since 2015. They ended a four-game losing streak in the tournament and snapped an 11-game skid for the Mountain West Conference.

The Cougars (31-4) lost for the first time in six weeks and have not won an NCAA tournament game since 1997.

San Diego State advanced to face 13th-seeded Furman in the South Region at the Amway Center on Saturday. The Paladins used a late steal and 3-pointer to stun No. 4 seed Virginia four years to the day since the Cavaliers became the first and only No. 1 seed to lose in the opening round.

Charleston looked to provide another upset in Orlando, but coach Pat Kelsey's scrappy team simply couldn't do enough down the stretch.

San Diego State did.

Bradley scored on a driving layup coming out of a timeout with 2:37 to play, breaking a tie and ending a nearly 3-minute scoring drought for the Aztecs. Micah Parrish followed with a huge 3-pointer, giving them a little breathing room in the final minutes.

Charleston looked like it might be able to rally, but Jaylon Scott was called for a foul as Bradley shot a 3. He hit two of three from the charity stripe to essentially seal it.

Ante Brzovic led Charleston with 12 points and eight rebounds. Ryan Larson added 11 points, and seventh-year senior Dalton Bolon finished his college career with 10 points.

Bradley, one of four senior starters for San Diego State, chipped in seven rebounds and four assists.

### BIG PICTURE

The Aztecs salvaged what looked to be another rough start for the Mountain West. Nevada lost in a play-in game Wednesday night to extend the league's losing skid to double digits, and Utah State made it 11 straight with a loss to Missouri early Thursday. But the conference champs stepped up and got the league back in the win column.

Charleston	FG	3FG	FT	R	F	TP	A	TO	S	B	MP
Brzovic	* 5-13	0-4	2-2	8	2	12	1	2	2	1	30
Smith	* 1-7	1-6	4-4	0	1	7	0	0	1	0	25
Bolon	* 3-11	2-5	2-2	4	2	10	1	2	0	0	20
Larson	* 4-12	1-6	2-2	3	3	11	1	1	1	0	29
Scott	* 3-6	0-1	3-5	7	3	9	4	0	1	0	31
Robinson III	0-4	0-1	0-0	0	0	0	1	1	1	0	14
Burnham	0-1	0-0	3-4	4	3	3	0	2	1	0	18
Foye	1-1	0-0	0-0	2	3	2	1	1	0	1	10
Horton	1-1	1-1	0-0	3	1	3	0	1	2	0	22
TEAM	3 0										
<b>Totals</b>	<b>18-56</b>	<b>5-24</b>	<b>16-19</b>	<b>34</b>	<b>18</b>	<b>57</b>	<b>9</b>	<b>10</b>	<b>9</b>	<b>2</b>	<b>200</b>

San Diego State	FG	3FG	FT	R	F	TP	A	TO	S	B	MP
Johnson	* 3-7	0-1	2-2	2	1	8	0	1	0	1	19
Mensah	* 1-2	0-0	0-2	4	3	2	0	1	0	2	14
Butler	* 3-5	1-3	0-0	2	4	7	5	3	0	0	30
Trammell	* 1-7	1-6	2-5	4	3	5	1	3	0	0	23
Bradley	* 7-15	1-4	2-3	7	1	17	4	1	0	1	28
Seiko	0-1	0-0	1-2	0	1	1	0	0	0	0	15
Parrish	2-5	1-2	2-2	5	1	7	0	1	1	1	24
LeDee	3-6	0-0	2-2	10	1	8	1	1	1	2	25
Arop	4-8	0-0	0-0	3	3	8	1	3	2	0	21
TEAM	3 0										
<b>Totals</b>	<b>24-56</b>	<b>4-16</b>	<b>11-18</b>	<b>40</b>	<b>18</b>	<b>63</b>	<b>13</b>	<b>14</b>	<b>4</b>	<b>7</b>	<b>200</b>

**Halftime:** San Diego State 32, Charleston 29. **FG%:** San Diego State 42.9, Charleston 32.1. **3FG%:** San Diego State 25.0, Charleston 20.8. **FT%:** Charleston 84.2, San Diego State 61.1. **Officials:** Kipp Kessinger, AJ Desai, Todd Austin. **Technical:** none.



## GAME 35 [5] San Diego State 75 [13] Furman 52

March 18, 2023 | Orlando, Fla.  
Amway Center | Att.: 17,298

**ORLANDO, Fla.** -- San Diego State had little trouble ending the run of March Madness darling Furman, getting 16 points from Micah Parrish to pace a balanced scoring attack and pulling away for a 75-52 win on Saturday in the second round of the NCAA Tournament.

Darrion Trammell had 13 points, Lamont Butler added 12 and leading scorer Matt Bradley finished with 10 for San Diego State (29-6), which is heading to its first Sweet 16 since 2004.

The fifth-seeded Aztecs have won 11 of their past 13 games and will play top overall seed Alabama next week in the South Region semifinals in Louisville, Kentucky.

San Diego State is the first Mountain West Conference team to reach the Sweet 16 since Nevada in 2018. It'll be the third regional semifinal appearance for the Aztecs and the seventh for the Mountain West overall.

Two days after shrugging off cold shooting and overcoming a 12-point, second-half deficit to shock No. 4 seed Virginia 68-67 on JP Pegues' bracket-busting 3-pointer, Furman was outmuscled and gradually worn down by the much more physical Aztecs.

San Diego State led 39-25 at the half, getting 14 points off the bench from Parrish and limiting Furman to one field goal over the final 11 minutes leading into the break.

The Aztecs took control during a 15-0 run that turned a two-point deficit into a 30-17 lead. Furman missed seven straight shots and turned the ball over four times during a 9:56 field goal drought that dumped the Paladins into the big halftime hole.

Southern Conference player and the year Jalen Slawson picked up his fourth foul with 16:27 remaining and fouled out shortly after returning midway through the second half. The super senior stomped the floor in frustration, drawing a technical foul that gave San Diego State a pair of free throws that put the Aztecs up 60-37.

Mike Bothwell led the 13th-seeded Paladins (28-8) with 15 points. Alex Williams had 11 and Pegues finished with 11 as Furman shot 32%, including 6 of 26 from 3-point range.

Furman	FG	3FG	FT	R	F	TP	A	TO	S	B	MP
Hein	* 1-4	0-1	1-2	3	1	3	1	1	1	0	23
Slawson	* 2-5	1-2	3-3	2	6	8	1	4	0	1	20
Pegues	* 3-15	2-8	2-2	0	0	10	0	2	0	0	34
Bothwell	* 4-9	1-4	6-9	2	0	15	0	1	1	0	38
Foster	* 1-6	1-6	2-2	4	3	5	4	0	0	1	30
Williams	5-7	1-2	0-0	1	1	11	0	1	1	0	20
Hughley	0-1	0-1	0-0	2	2	0	0	0	0	0	12
VanderWal	0-1	0-0	0-0	2	3	0	0	0	0	1	16
Whitt	0-2	0-2	0-0	1	1	0	1	0	0	0	7
Lister	0-0	0-0	0-0	0	0	0	0	0	0	0	+0
TEAM	7 0										
<b>Totals</b>	<b>16-50</b>	<b>6-26</b>	<b>14-18</b>	<b>24</b>	<b>17</b>	<b>52</b>	<b>7</b>	<b>9</b>	<b>3</b>	<b>3</b>	<b>200</b>

San Diego State	FG	3FG	FT	R	F	TP	A	TO	S	B	MP
Johnson	* 3-3	0-0	1-3	3	2	7	2	1	0	0	17
Mensah	* 3-3	0-0	0-0	9	2	6	1	0	0	2	23
Butler	* 5-10	0-3	2-2	6	3	12	6	2	2	0	26
Trammell	* 4-9	3-6	2-2	2	3	13	2	1	1	0	25
Bradley	* 3-10	0-3	4-5	3	2	10	2	1	1	1	28
Arop	1-3	0-2	0-0	1	0	2	0	0	0	0	16
Parrish	6-11	2-5	2-2	6	3	16	0	4	0	1	21
LeDee	1-4	0-0	0-0	4	2	2	2	0	1	0	17
Arop	2-4	0-0	0-0	3	1	4	2	0	0	2	20
Barnett	1-1	1-1	0-0	0	0	3	0	0	0	0	2
Johnson Jr.	0-0	0-0	0-0	0	0	0	0	0	0	0	2
Alger	0-0	0-0	0-0	0	0	0	0	0	0	0	2
Saunders	0-0	0-0	0-0	0	0	0	0	1	0	0	2
TEAM	4 0										
<b>Totals</b>	<b>29-58</b>	<b>6-20</b>	<b>11-14</b>	<b>41</b>	<b>18</b>	<b>75</b>	<b>17</b>	<b>10</b>	<b>5</b>	<b>6</b>	<b>200</b>

**Halftime:** San Diego State 39, Furman 25. **FG%:** San Diego State 50.0, Furman 32.0. **3FG%:** San Diego State 30.0, Furman 23.1. **FT%:** San Diego State 78.6, Furman 77.8. **Officials:** Patrick Adams, Michael Reed, Anthony Chiazzo. **Technical:** Slawson (Furman).



## GAME 36 [5] San Diego State 71 [1] Alabama 64

March 24, 2023 | Louisville, Ky.  
KFC Yum! Center | Att.: 20,289

**LOUISVILLE, Ky.** - San Diego State coach Brian Dutcher has insisted throughout the NCAA Tournament that if his team plays to its strengths, it doesn't matter what the opposition does.

The Aztecs certainly played the way they wanted to against the top overall seed in March Madness.

Darrion Trammell and San Diego State used a dominant defensive performance to knock Alabama out of the tournament, bottling up All-America freshman Brandon Miller in a 71-64 victory in the Sweet 16.

Trammell scored 21 points while Miller, whose outstanding season was marred by off-the-court complications, was held to nine points on 3-of-19 shooting and had six turnovers.

The fifth-seeded Aztecs (30-6) will face either Creighton or Princeton on Sunday in the West Region final as they seek their first Final Four in program history. Roughly 30 minutes later, the tournament's final remaining No. 1 seed, Houston, lost 89-75 to Miami, leaving March Madness without a single top seed among its final eight teams for the first time since seeding began in 1979. The other top seeds, Purdue and Kansas, lost during the tournament's opening weekend.

San Diego State trailed 48-39 midway through the second half before going on a 12-0 run and controlling the game from there.

The Aztecs finished with eight blocked shots - five by Nathan Mensah - and forced 14 turnovers.

Trammell scored the first eight points of SDSU's big run. He made a 3-pointer, stole the ball from Miller and converted a layup, and then buried another 3.

Mark Sears had 16 points and Jahvon Quinerly and Charles Bediako scored 10 each for Alabama, which shot 32% overall and a miserable 3 of 27 (11.1%) from 3-point range. The Crimson Tide fell short of the second Elite Eight berth in school history.

San Diego State's players knew they had to impose their will on Alabama's deep and gifted roster.

Sears' layup got Alabama within 66-64 with 46 seconds remaining, but Matt Bradley made two free throws and Micah Parrish followed by making three of four attempts, including two with 17 seconds left.

After the final buzzer sounded, Aztecs players and coaches rushed the court and hugged each other in a joyous celebration.

Jaedon LeDee finished with 12 points for the Aztecs.

San Diego State	FG	3FG	FT	R	F	TP	A	TO	S	B	MP
Johnson	* 3-11	0-0	2-2	6	0	8	0	2	1	1	26
Mensah	* 1-3	0-0	2-6	8	1	4	1	1	1	5	22
Butler	* 1-7	0-2	2-4	4	4	4	0	3	1	22	
Trammell	* 9-16	3-5	0-0	5	1	21	0	1	2	0	30
Bradley	* 2-9	0-2	2-2	1	4	6	0	1	1	0	19
Seiko	3-4	1-2	0-0	1	0	7	1	2	0	0	21
Parrish	2-8	2-6	3-4	8	3	9	3	1	0	0	28
LeDee	5-9	0-0	2-4	6	0	12	0	1	0	1	18
Arop	0-2	0-0	0-0	3	5	0	1	2	1	0	14
TEAM	6 1										
<b>Totals</b>	<b>26-69</b>	<b>6-17</b>	<b>13-22</b>	<b>48</b>	<b>19</b>	<b>71</b>	<b>10</b>	<b>12</b>	<b>9</b>	<b>8</b>	<b>200</b>

Alabama	FG	3FG	FT	R	F	TP	A	TO	S	B	MP
Clowney	* 1-6	0-3	1-1	8	5	3	0	0	2	0	28
Miller	* 3-19	1-10	2-2	11	2	9	3	6	1	1	30
Bediako	* 5-7	0-0	0-0	7	1	10	0	1	0	0	25
Sears	* 4-11	0-5	8-9	10	3	16	2	2	1	0	32
Quinerly	* 4-13	1-3	1-3	3	2	10	3	3	0	0	33
Gurley	3-3	0-0	0-0	2	1	6	1	1	0	3	16
Barnett	0-2	0-1	0-0	2	1	0	0	0	1	0	7
Griffin	1-7	1-5	0-0	3	3	0	0	0	0	1	14
Pringle	2-2	0-0	1-3	4	3	5	0	1	0	0	9
Bradley	0-1	0-0	2-2	0	1	2	1	0	0	0	5
TEAM	2 0										
<b>Totals</b>	<b>23-71</b>	<b>3-27</b>	<b>15-20</b>	<b>52</b>	<b>22</b>	<b>64</b>	<b>10</b>	<b>14</b>	<b>5</b>	<b>5</b>	<b>200</b>

**Halftime:** San Diego State 28, Alabama 23. **FG%:** San Diego State 37.7, Alabama 32.4. **3FG%:** San Diego State 35.3, Alabama 11.1. **FT%:** Alabama 75.0, San Diego State 59.1. **Officials:** Tony Padilla, Don Daily, Marques Pettigrew. **Technical:** Bench (SDSU).



# 2022-23 Recaps



MOUNTAIN WEST-RECORD 16-TIME CONFERENCE CHAMPIONS



## GAME 37

[5] San Diego State 57  
[6] Creighton 56

March 26, 2023 | Louisville, Ky.  
KFC Yum! Center | Att.: 20,051

**LOUISVILLE, Ky.** — Darrion Trammell converted a go-ahead free throw after he was fouled on a floater with 1.2 seconds left, and San Diego State muscled its way into its first Final Four, grinding out a 57-56 victory over Creighton on Sunday in the NCAA Tournament's South Region final.

Lamont Butler scored 18 points and Trammell had 12 for the fifth-seeded Aztecs (31-6), who slowed down the high-scoring, sixth-seeded Bluejays (24-13) and became the first Mountain West Conference team to reach the national semifinals.

The experienced Aztecs, in their sixth season under coach Brian Dutcher, will play the surprising East Region champion, ninth-seeded Florida Atlantic, on Saturday in Houston for a spot in the national title game.

With the game tied at 56-all on San Diego State's final possession, Trammell drove toward the free-throw line, elevated for the shot and was fouled by Creighton's Ryan Membhard. Trammell missed the first free throw but converted the second.

Creighton's Baylor Scheierman threw the ensuing inbound pass the length of the floor. San Diego State's Aguek Arop and Creighton's Arthur Kaluma both jumped for it and the ball deflected out of bounds. Officials reviewed the play and determined that time had expired, and the celebration was on for the Aztecs.

Scheierman had tied the game at 56-all when he stole an inbounds pass and converted a layup with 34 seconds remaining.

Ryan Kalkbrenner scored 17 points and Scheierman and Kaluma had 12 apiece for the Bluejays, who went 2 of 17 from 3-point range.

The Aztecs, who got this far thanks to defense and physical play, held the Bluejays to 23 second-half points on 28% shooting as they won for the 14th time in 15 games. Creighton shot 40% overall.

San Diego State shot 38% but got clutch baskets from Nathan Mensah, whose jumper gave the Aztecs a 56-54 lead with 1:37 left, and Arop, who made two straight shots for a 54-50 advantage with 3:03 remaining.

Creighton, which beat San Diego State in overtime in the first round of last year's NCAA Tournament, fell just short of joining Big East rival UConn in the Final Four.

### BIG PICTURE:

San Diego State proved again that defense matters, especially since the Aztecs also sufficed for points.

Creighton	FG	3FG	FT	R	F	TP	A	TO	S	B	MP
Kaluma *	4-8	1-3	3-4	5	2	12	1	2	1	0	37
Kalkbrenner *	8-17	0-1	1-1	6	2	17	0	2	0	2	37
Membhard *	3-8	0-3	1-1	4	3	7	1	3	1	0	35
Alexander *	4-11	0-5	0-0	5	4	8	2	1	0	0	37
Scheierman *	3-10	1-4	5-5	9	0	12	4	1	1	0	38
King	0-0	0-0	0-0	2	0	0	0	0	0	0	3
Faraballo	0-0	0-0	0-0	1	0	0	1	0	0	0	6
Miller	0-1	0-1	0-0	0	0	0	0	0	0	0	3
Mitchell	0-0	0-0	0-0	0	0	0	0	0	0	0	4
TEAM				5				1			
<b>Totals</b>	<b>22-55</b>	<b>2-17</b>	<b>10-11</b>	<b>37</b>	<b>11</b>	<b>56</b>	<b>9</b>	<b>10</b>	<b>3</b>	<b>2</b>	<b>200</b>

San Diego State	FG	3FG	FT	R	F	TP	A	TO	S	B	MP
Johnson *	2-4	0-1	1-1	5	1	5	1	0	0	0	27
Mensah *	3-8	0-0	2-2	6	0	8	0	0	0	3	19
Butler *	8-11	2-2	0-0	2	2	18	0	1	0	0	29
Trammell *	5-14	1-4	1-2	5	0	12	1	1	0	0	31
Bradley *	1-8	0-1	0-0	4	0	2	2	1	0	0	20
Seiko	0-1	0-0	0-0	1	0	0	2	1	0	0	23
LeDee	3-9	0-0	0-1	6	2	6	0	2	1	0	20
Arop	3-5	0-0	0-0	3	2	6	0	1	0	0	14
Parrish	0-6	0-5	0-0	3	4	0	0	0	0	0	16
TEAM				1				0			
<b>Totals</b>	<b>26-66</b>	<b>3-13</b>	<b>4-6</b>	<b>37</b>	<b>11</b>	<b>57</b>	<b>6</b>	<b>7</b>	<b>1</b>	<b>3</b>	<b>200</b>

**Halftime:** Creighton 33, San Diego State 28. **FG%:** Creighton 40.0, San Diego State 37.9. **3FG%:** San Diego State 23.1, Creighton 11.8. **FT%:** Creighton 90.9, San Diego State 66.7. **Officials:** Les Cassell, Joe Lindsay, Michael Irving. **Technical:** none.



## GAME 38

[5] San Diego State 72  
[9] Florida Atlantic 71

April 1, 2023 | Houston, Texas  
NRG Stadium | Att.: 73,860

**HOUSTON** - Lamont Butler made a jumper at the buzzer, sending San Diego State to its first national championship game with a 72-71 win over fellow mid-major Florida Atlantic in the Final Four on Saturday night.

"It's unbelievable," Butler said. "This is what I came here to do. I'm glad the shot went in. I'm just happy for my team right now."

The Aztecs (32-6) appeared to be in trouble as the free-flowing Owls (35-4) picked them apart while building a 14-point lead.

San Diego State got back in it, as it always does, with defense.

The Aztecs shut down FAU and pulled within one when Jaedon LeDee hit a short jumper with 36 seconds left. After FAU's Johnell Davis missed a contested layup, the Aztecs didn't call timeout and got the ball to Butler.

The clock ticking down, Butler dribbled to the baseline, found that cut off and circled back. He stepped back to create a little room and hit a jumper that sent the Aztecs racing out onto the floor - and into Monday's championship game against UConn or Miami.

"The plan was just to get downhill," Butler said. "They cut me off a little bit. I looked up, there was two seconds left, so I got to a shot that I'm comfortable with. And I hit it."

San Diego State's defense has played a key role in its run to the final. It clamped down on four straight opponents to open the NCAA Tournament.

The Aztecs had no answer for the swaggy Owls in the first half, allowing them to hit 5 of 11 from 3-point range to build a 40-33 halftime lead.

FAU stretched the lead to 14 midway through the second half.

Then the Aztecs got gritty.

Contesting nearly every shot and pass while pulling down a string of offensive rebounds, San Diego State rallied into a tie at 65. Matt Bradley led the offense in the second half and finished with 21 points after struggling with his shot in the previous three games.

Alijah Martin kept FAU in it, scoring 19 of his 26 points in the second half, seeming to have an answer for every Aztecs move.

He didn't get a chance for a final one.

Fla. Atlantic	FG	3FG	FT	R	F	TP	A	TO	S	B	MP
Goldin *	2-4	0-0	1-5	4	4	5	0	1	0	0	22
Davis *	2-9	0-3	4-4	3	2	8	1	2	2	0	30
Boyd *	4-8	4-7	0-0	3	2	12	0	1	0	0	28
Greenlee *	2-6	1-2	0-0	7	0	5	1	0	0	0	27
Martin *	7-13	3-7	9-10	7	4	26	0	3	1	0	31
Rosado	4-4	0-0	0-0	1	2	8	3	1	1	2	18
Forrest	1-3	0-1	0-0	1	0	2	1	0	0	0	12
Gaffney	1-2	1-1	0-0	3	0	3	0	1	2	0	15
Weatherpoon	0-3	0-1	2-2	2	3	2	0	0	0	0	16
TEAM				3				1			
<b>Totals</b>	<b>23-52</b>	<b>9-22</b>	<b>16-21</b>	<b>34</b>	<b>17</b>	<b>71</b>	<b>6</b>	<b>10</b>	<b>6</b>	<b>2</b>	<b>200</b>

San Diego State	FG	3FG	FT	R	F	TP	A	TO	S	B	MP
Johnson *	1-2	1-1	0-0	5	2	3	2	1	1	0	21
Mensah *	3-6	0-0	1-1	6	4	7	0	2	0	1	22
Butler *	3-6	1-1	2-2	2	1	9	3	3	1	0	29
Trammell *	2-8	1-4	0-0	3	1	5	0	1	1	0	28
Bradley *	5-12	4-8	7-9	6	2	21	2	1	0	0	32
Seiko	0-0	0-0	0-0	0	0	1	0	0	0	0	12
Parrish	2-6	2-4	0-2	5	2	6	0	0	0	0	21
LeDee	5-12	0-0	2-6	6	3	12	0	0	0	0	14
Arop	4-5	0-0	1-2	2	2	9	0	0	0	1	22
TEAM				0				0			
<b>Totals</b>	<b>26-66</b>	<b>3-13</b>	<b>4-6</b>	<b>37</b>	<b>11</b>	<b>57</b>	<b>6</b>	<b>7</b>	<b>1</b>	<b>3</b>	<b>200</b>

**Halftime:** Fla. Atlantic 40, San Diego State 33. **FG%:** Fla. Atlantic 44.2, San Diego State 43.9. **3FG%:** San Diego State 50.0, Fla. Atlantic 40.9. **FT%:** Fla. Atlantic 76.2, San Diego State 59.1. **Officials:** John Higgins, Kip Kissing, Bert Smith. **Technical:** Parrish (SDSU).



## GAME 39

[4] Connecticut 76  
[5] San Diego State 59

April 3, 2023 | Houston, Texas  
NRG Stadium | Att.: 72,423

**HOUSTON** - After six games and 240 minutes of pure dominance that ran through March, then part of April, it finally became clear there was nothing that could stop the UConn Huskies.

The team from Storrs, Connecticut, topped off one of the most impressive March Madness runs in history Monday night, clamping down early, then breaking things open late to bring home its fifth national title with a 76-59 victory over San Diego State.

UConn's lanky star forward, Adama Sanogo, won Most Outstanding Player honors, finishing with 17 points and 10 rebounds in the final. Tristen Newton also had a double-double with 19 points and 10 boards.

UConn built a 16-point lead late in the first half, only to see the Aztecs (32-7) trim it to five with 5:19 left. But Jordan Hawkins (16 points), whose cousin, Angel Reese, won MOP honors the night before to help LSU take the women's title - answered with a 3 to trigger a 9-0 run.

Keshad Johnson scored 14 points for San Diego State, which came up one win shy in this, its first trip to the Final Four. Darrion Trammell and Lamont Butler, he of buzzer-beater fame in the semifinal against Florida Atlantic, had 13 apiece.

"We had to be at our best. We weren't at our best," Dutcher said. "A lot had to do with UConn."

UConn, the favorite and best-seeded team at No. 4 for this Final Four full of underdogs, set the stage for this win over an 11:07 stretch in the first half during which the Aztecs didn't make a basket. Unable to shoot over or go around this tall, long UConn team, they missed 14 straight shots from the floor.

They went from leading by four to trailing by 11, and when they weren't getting shots blocked (Alex Karaban had three and Sanogo had one) or altered on the inside, they were coming up short - a telltale sign of a team that was out of hops after that 72-71 buzzer-beater win two nights earlier.

San Diego State	FG	3FG	FT	R	F	TP	A	TO	S	B	MP
Johnson *	3-5	1-1	7-9	4	1	14	1	0	0	0	22
Mensah *	0-4	0-0	1-2	6	3	1	0	1	2	1	23
Butler *	5-11	3-7	0-0	4	1	13	2	4	1	1	32
Trammell *	5-11	1-3	2-2	3	3	13	1	2	3	0	29
Bradley *	2-9	0-4	4-5	3	2	8	1	1	1	0	27
Arop	0-3	0-0	0-0	4	1	0	1	1	0	0	15
Seiko	1-4	1-3	0-0	2	3	3	0	1	0	0	14
Parrish	0-5	0-4	0-0	3	4	0	0	0	0	0	17
LeDee	3-6	0-0	1-2	4	2	7	1	2	0	0	18
Barnett	0-0	0-0	0-0	0	0	0	0	0	0	0	+0
Johnson Jr.	0-0	0-0	0-0	0	0	0	0	0	0	0	+0
Alger	0-1	0-1	0-0	0	0	0	0	0	0	0	+0
Saunders	0-0	0-0	0-0	0	0	0	0	0	0	0	+0
TEAM				1				0			
<b>Totals</b>	<b>19-59</b>	<b>6-23</b>	<b>15-20</b>	<b>34</b>	<b>20</b>	<b>59</b>	<b>7</b>	<b>12</b>	<b>7</b>	<b>2</b>	<b>200</b>

Connecticut	FG	3FG	FT	R	F	TP	A	TO	S	B	MP
Karaban *	1-5	1-3	2-3	5	2	5	0	2	0	3	30
Sanogo *	5-9	0-0	7-8	10	2	17	1	0	0	1	30
Newton *	5-11	1-3	8-8	10	2	19	4	5	2	0	33
Hawkins *	5-9	2-4	4-4	4	2	16	0	1	1	1	29
Jackson Jr. *	1-3	0-1	1-2	3	3	6	2	2	0	0	35
Allyne	2-7	0-3	2-2	3	1	6	0	0	0	0	19
Clingan	2-3	0-0	0-0	3	3	4	1	1	2	1	10
Calcaterra	2-6	2-3	0-0	1	0	6	1	2	1	0	13
Diorra	0-0	0-0	0-0	0	0	0	0	0	0	0	+0
Springs	0-0	0-0	0-0	0	0	0	0	0	0	0	+0
Hurley	0-0	0-0	0-0	0	0	0	0	1	0	0	+0
Roumoglou	0-0	0-0	0-0	0	0	0	0	0	0	0	+0
Johnson	0-0	0-0	0-0	0	0	0	0	0	0	0	+0
TEAM				0				0			
<b>Totals</b>	<b>23-53</b>	<b>6-17</b>	<b>24-27</b>	<b>40</b>	<b>15</b>	<b>76</b>	<b>13</b>	<b>13</b>	<b>8</b>	<b>6</b>	<b>200</b>

**Halftime:** Connecticut 36, San Diego State 24. **FG%:** Connecticut 43.5, San Diego State 32.2. **3FG%:** Connecticut 35.3, San Diego State 26.1. **FT%:** Connecticut 88.9, San Diego State 75.0. **Officials:** Ron Groover, Keith Kimble, Terry Oglesby. **Technical:** none.

INTRODUCTION

COACHES



*Senior Nathan Mensah, a 6-10 post, was such an elite defender he effectively guarded any position, one-to-five.*

*The Accra, Ghana, native rejected 236 shots in his career. For his play, he was twice named the Mountain West Defensive Player of the Year.*

*He completed his Aztec career ranked No. 1 in games started (130), No. 2 in career blocks (236), victories (112), conference victories 55, games played (146), efficiency points (1,667), & efficiency average (21.46), No. 3 in career rebounds (899) & win share (14.0), No. 11 in consecutive games started (66), No. 14 in minutes (3,107), and No. 15 in points-rebounds-assists (1,947).*





# 2022-23 Mountain West Stats



MOUNTAIN WEST-RECORD 16-TIME CONFERENCE CHAMPIONS

## Final Standings

Pl.	Team	W	L	Pct.	Home	Away	Neutral	W	L	Pct.	Home	Away	Neutral	Last 10	Streak	Postseason
1.	San Diego State	15	3	.833	8-1	7-2	0-0	32	7	.821	15-1	8-2	9-4	9-1	L1	NCAA (NC)
2.	Boise State	13	5	.778	9-0	4-5	0-0	24	10	.706	14-1	6-6	4-3	6-4	L2	NCAA (1R)
3.	Utah State	13	5	.765	8-1	5-4	0-0	26	9	.743	14-2	6-4	6-3	7-3	L2	NCAA (1R)
4.	Nevada	12	6	.667	8-1	4-5	0-0	22	11	.667	14-1	6-7	2-3	5-5	L4	NCAA (1stF)
5.	San Jose State	10	8	.556	7-2	3-6	0-0	21	14	.600	12-3	5-8	4-3	6-4	L1	CBI (QF)
6.	New Mexico	8	10	.444	5-4	3-6	0-0	22	12	.647	15-5	5-6	2-1	3-7	L2	NIT (1R)
7.	UNLV	7	11	.389	3-6	4-5	0-0	19	13	.594	10-8	5-5	4-0	4-6	L1	NIT (1R)
8.	Colorado State	6	12	.333	3-6	3-6	0-0	15	18	.455	9-7	4-8	3-2	5-5	L1	N/A
9.	Fresno State	6	12	.333	4-5	2-7	0-0	11	20	.355	7-7	4-9	0-4	4-6	L1	N/A
10.	Air Force	5	13	.278	2-7	3-6	0-0	14	18	.438	10-9	4-9	0-0	2-8	L4	N/A
11.	Wyoming	4	14	.222	3-6	1-8	0-0	9	22	.290	7-8	1-8	1-6	2-8	L2	N/A

## Team Statistics (All Games)

Scoring Offense	G	Pts.	PPG
1. New Mexico	34	2,749	80.85
2. Utah State	35	2,736	78.17
3. UNLV	32	2,376	74.25
4. Nevada	33	2,397	72.64
5. Colorado State	33	2,391	72.45
6. Boise State	34	2,451	72.09
7. San Diego State	39	2,775	71.15
8. Wyoming	31	2,144	69.16
9. San Jose State	35	2,362	67.49
10. Air Force	32	2,142	66.94
11. Fresno State	31	1,974	63.68

Scoring Defense	G	Pts.	PPG
1. San Diego State	39	2,475	63.46
2. Boise State	34	2,198	64.65
3. Fresno State	31	2,036	65.68
4. San Jose State	35	2,318	66.23
5. Air Force	32	2,146	67.06
6. Nevada	33	2,238	67.82
7. Utah State	35	2,446	69.89
8. UNLV	32	2,241	70.03
9. Colorado State	33	2,355	71.36
10. Wyoming	31	2,234	72.06
11. New Mexico	34	2,525	74.26

Free Throw Pct.	FT	FTA	Pct.
1. Nevada	561	708	.792
2. Fresno State	324	420	.771
3. Utah State	517	678	.763
4. Colorado State	394	529	.745
5. New Mexico	591	800	.739
6. Boise State	430	587	.733
7. UNLV	476	658	.723
8. Air Force	369	511	.722
9. San Diego State	532	737	.722
10. Wyoming	396	557	.711
11. San Jose State	359	529	.679

Field Goal Pct.	FG	FGA	Pct.
1. Colorado State	873	1,790	.488
2. New Mexico	983	2,043	.481
3. Utah State	947	1,975	.479
4. Air Force	756	1,636	.462
5. Boise State	878	1,938	.453
6. Nevada	799	1,794	.445
7. Wyoming	740	1,680	.440
8. San Diego State	986	2,251	.438
9. San Jose State	869	1,996	.435
10. UNLV	819	1,895	.432
11. Fresno State	720	1,673	.430

FG Pct. Defense	FG	FGA	Pct.
1. San Diego State	878	2,146	.409
2. Boise State	802	1,933	.415
3. San Jose State	823	1,970	.419
4. Utah State	870	2,055	.423
5. Nevada	781	1,836	.425
6. New Mexico	916	2,100	.436

7. UNLV	779	1,781	.437
8. Fresno State	711	1,607	.442
9. Air Force	764	1,718	.445
10. Colorado State	827	1,859	.445
11. Wyoming	796	1,733	.459

3-Point FG Pct.	3FG	FGA	Pct.
1. Utah State	325	840	.387
2. Colorado State	251	689	.364
3. Boise State	265	733	.362
4. Air Force	261	733	.356
5. New Mexico	192	545	.352
6. Nevada	238	678	.351
7. Wyoming	268	768	.349
8. UNLV	262	751	.349
9. San Diego State	271	778	.348
10. San Jose State	265	814	.326
11. Fresno State	210	681	.308

3-Pt. FG Pct. Def.	3FG	FGA	Pct.
1. San Diego State	243	857	.284
2. Air Force	166	566	.293
3. Boise State	223	717	.311
4. Nevada	255	779	.327
5. New Mexico	271	810	.335
6. San Jose State	240	700	.343
7. Utah State	241	694	.347
8. UNLV	283	792	.357
9. Wyoming	248	684	.363
10. Colorado State	295	809	.365
11. Fresno State	227	603	.376

Rebound Margin	Reb	Opp	+/-
1. San Jose State	1,335	1,067	+7.66
2. San Diego State	1,416	1,255	+4.13
3. Utah State	1,243	1,103	+4.00
4. Boise State	1,215	1,096	+3.50
5. New Mexico	1,260	1,193	+1.97
6. Nevada	1,101	1,107	-0.18
7. Wyoming	994	1,024	-0.97
8. Fresno State	938	1,012	-2.39
9. Colorado State	1,014	1,093	-2.39
10. UNLV	1,081	1,167	-2.69
11. Air Force	946	1,036	-2.81

A/TO Ratio	Ast	TO	Ratio
1. Colorado State	545	368	1.48
2. Nevada	474	339	1.40
3. Utah State	585	426	1.37
4. Air Force	491	391	1.26
5. New Mexico	466	382	1.22
6. San Diego State	504	452	1.12
7. Fresno State	382	359	1.06
8. UNLV	411	394	1.04
9. San Jose State	428	416	1.03
10. Boise State	385	379	1.02
11. Wyoming	345	371	0.99

## Team Statistics (Mountain West Games)

Scoring Offense	G	Pts.	PPG
1. New Mexico	18	1,421	78.49
2. Utah State	18	1,345	74.72
3. Boise State	18	1,317	73.17
4. Nevada	18	1,298	72.11
5. UNLV	18	1,284	71.33
6. San Diego State	18	1,282	71.22
7. Colorado State	18	1,272	70.67
8. San Jose State	18	1,204	66.89
9. Wyoming	18	1,204	68.89
10. Air Force	18	1,161	64.50
11. Fresno State	18	1,124	62.44

Scoring Defense	G	Pts.	PPG
1. San Diego State	18	1,147	63.72
2. San Jose State	18	1,217	67.61
3. Boise State	18	1,217	67.61
4. Fresno State	18	1,218	67.67
5. Nevada	18	1,224	68.00
6. Utah State	18	1,241	68.94
7. Air Force	18	1,269	70.50
8. Wyoming	18	1,315	73.06
9. UNLV	18	1,332	74.00
10. Colorado State	18	1,345	74.72
11. New Mexico	18	1,387	77.06

Free Throw Pct.	FT	FTA	Pct.
1. Utah State	270	340	.794
2. Fresno State	181	228	.794
3. Nevada	284	359	.791
4. Colorado State	200	261	.766
5. Boise State	214	285	.751
6. New Mexico	285	380	.750
7. UNLV	270	363	.744
8. Air Force	171	232	.737
9. San Diego State	237	324	.731
10. Wyoming	222	309	.718
11. San Jose State	186	271	.686

Field Goal Pct.	FG	FGA	Pct.
1. Colorado State	470	970	.485
2. New Mexico	510	1,064	.479
3. Utah State	463	973	.476
4. Boise State	481	1,026	.469
5. Nevada	448	978	.458
6. Air Force	424	929	.456
7. San Diego State	453	1,004	.451
8. Wyoming	417	954	.437
9. Fresno State	413	1,980	.421
10. UNLV	437	1,040	.420
11. San Jose State	437	1,043	.419

FG Pct. Defense	FG	FGA	Pct.
1. San Diego State	407	961	.424
2. Utah State	451	1,040	.434
3. Boise State	454	1,032	.440
4. Nevada	425	965	.440
5. San Jose State	447	1,006	.444
6. Colorado State	469	1,018	.461

7. UNLV	455	987	.461
8. New Mexico	505	1,091	.463
9. Wyoming	459	991	.463
10. Fresno State	425	916	.464
11. Air Force	456	954	.478

3-Point FG Pct.	3FG	FGA	Pct.
1. New Mexico	116	297	.391
2. San Diego State	139	363	.383
3. Utah State	149	401	.372
4. Boise State	141	381	.370
5. Wyoming	148	414	.357
6. Colorado State	132	370	.357
7. Nevada	118	332	.355
8. Air Force	142	403	.352
9. UNLV	140	415	.337
10. San Jose State	144	455	.316
11. Fresno State	117	396	.295

3-Pt. FG Pct. Def.	3FG	FGA	Pct.
1. San Diego State	120	404	.297
2. Boise State	123	383	.321
3. Air Force	98	304	.322
4. Nevada	145	435	.333
5. New Mexico	140	414	.338
6. San Jose State	121	351	.345
7. Utah State	126	354	.356
8. Wyoming	150	397	.378
9. Colorado State	166	436	.381
10. UNLV	159	412	.386
11. Fresno State	138	337	.409

Rebound Margin	Reb	Opp	+/-
1. San Jose State	678	563	+6.39
2. San Diego State	632	528	+5.78
3. Utah State	615	550	+3.61
4. Boise State	610	575	+1.94
5. Nevada	570	580	-0.56
6. New Mexico	615	626	-0.61
7. Colorado State	545	576	-1.72
8. Wyoming	559	597	-2.11
9. Fresno State	527	583	-3.11
10. Air Force	494	579	-4.72
11. UNLV	568	656	-4.89

A/TO Ratio	Ast	TO	Ratio
1. Colorado State	293	209	1.40
2. Nevada	256	186	1.38
3. Utah State	278	217	1.28
4. Air Force	272	213	1.28
5. San Diego State	239	209	1.14
6. Fresno State	217	193	1.12
7. New Mexico	213	201	1.06
8. Boise State	199	202	0.99
9. UNLV	204	212	0.96
10. San Jose State	202	212	0.95
11. Wyoming	186	217	0.86

INTRODUCTION

COACHES & STAFF

PLAYERS

2022-23 REVIEW

RECORDS

HISTORY

AZTEC BASKETBALL MEDIA GUIDE

# 2022-23 Mountain West Stats



MOUNTAIN WEST-RECORD 16-TIME CONFERENCE CHAMPIONS

## Individual Statistics (All Games)

Scoring	G	FG	3FG	FT	Pts.	Avg/G
1. Mashburn, Jr. - New Mexico	34	233	47	138	651	19.15
2. Harkless - UNLV	32	193	53	172	611	19.09
3. Stevens - Colorado State	26	171	48	75	465	17.88
4. Moore - San Jose State	35	222	67	97	608	17.37
5. Lucas - Nevada	33	165	79	151	560	16.97
6. House - New Mexico	32	170	57	145	542	16.94
7. Udeze - New Mexico	34	210	0	138	558	16.41
8. Ashworth - Utah State	35	167	111	122	567	16.20
9. Maldonado - Wyoming	29	148	24	131	451	15.55
10. Heidbreder - Air Force	32	168	75	72	483	15.09
11. Tonje - Colorado State	33	157	61	106	481	14.58
12. Degenhart - Boise State	34	191	38	61	481	14.15
13. Blackshear - Nevada	33	156	18	135	465	14.09
14. Rice - Boise State	34	168	74	66	476	14.00
15. Baker - Nevada	32	159	22	96	436	13.63
16. Shaver Jr. - Boise State	29	125	29	110	389	13.41
Funk - Utah State	34	165	81	45	456	13.41
<b>18. Bradley - San Diego State</b>	<b>39</b>	<b>171</b>	<b>57</b>	<b>92</b>	<b>491</b>	<b>12.59</b>
19. Hill - Fresno State	28	125	43	59	352	12.57
20. Baker Jr. - Fresno State	28	123	55	50	351	12.54

## Individual Statistics (Mountain West Games)

Scoring	G	FG	3FG	FT	Pts.	Avg/G
1. Mashburn, Jr. - New Mexico	18	134	29	81	378	21.00
2. Harkless - UNLV	18	118	29	107	372	20.67
3. Moore - San Jose State	18	128	42	64	362	20.11
4. Stevens - Colorado State	18	118	32	52	320	17.78
5. House - New Mexico	16	91	28	64	274	17.13
6. Lucas, Nevada	18	90	93	87	306	17.00
7. Maldonado, Wyoming	17	96	14	75	281	16.53
8. Udeze, New Mexico	18	108	0	71	287	15.94
9. Rice, Boise State	18	102	46	36	286	15.89
10. Ashworth - Utah State	18	81	49	69	280	15.56
11. Degenhart, Boise State	18	112	22	26	272	15.11
12. Baker, Nevada	18	100	14	55	269	14.94
13. Blackshear, Nevada	18	96	10	63	265	14.72
14. Tonje, Colorado State	18	83	32	62	260	14.44
<b>15. Bradley, San Diego State</b>	<b>18</b>	<b>91</b>	<b>36</b>	<b>41</b>	<b>259</b>	<b>14.39</b>
16. Heidbreder - Air Force	18	99	37	20	255	14.17
17. Hill, Fresno State	17	87	29	34	237	13.94
18. Baker Jr. - Fresno State	16	70	30	31	201	12.56
19. Cartier, Colorado State	18	90	9	37	226	12.56
Funk, Utah State	18	82	38	24	226	12.56

### Rebounding

G	Reb	RPG	
1. Udeze - UNM	34	326	9.59
2. Allick - UNM	34	248	7.29
3. Williams - NEV	33	240	7.27
4. Tolbert - SJSU	35	254	7.26
5. Akin - USU	35	237	6.77
6. Vaihola - SJSU	35	228	6.51
7. Petraitis - AFA	32	198	6.19
8. Shaver Jr. - BSU	29	179	6.17
9. Diallo - SJSU	35	210	6.00
<b>10. Mensah - SDSU</b>	<b>39</b>	<b>232</b>	<b>5.95</b>
---	---	---	---
<b>17. LeDee - SDSU</b>	<b>39</b>	<b>205</b>	<b>5.26</b>

### FT Percentage

FT	FTA	Pct	
1. Ashworth - USU	122	139	.878
2. Lucas - NEV	151	175	.863
3. Stevens - CSU	75	87	.862
4. House - UNM	145	170	.853
5. Baker - NEV	96	114	.842

### Steals

G	St	SPG	
1. House - UNM	32	86	2.69
2. Rodriguez - UNLV	27	46	1.70
3. Gilbert - UNLV	31	52	1.68
4. Harkless - UNLV	32	50	1.56
5. Shaver Jr. - BSU	29	45	1.55

### 3FG Percentage

3FG	FGA	Pct	
1. Ashworth - USU	111	256	.434

### 3FG Made

G	3FG	3PG	
1. Ashworth - USU	35	111	3.17
2. Lucas - NEV	33	79	2.39
3. Funk - USU	34	81	2.38
4. Heidbreder - AFA	32	75	2.34
5. Rice - BSU	34	74	2.18

### Blocked Shots

G	Blks	BPG	
<b>1. Mensah - SDSU</b>	<b>39</b>	<b>65</b>	<b>1.67</b>
2. Diallo - SJSU	35	58	1.66
3. Andre - FS	29	44	1.52
4. Green - AFA	24	34	1.42
5. Muoka - UNLV	32	45	1.41

### A/TO Ratio

Ast	TO	Ratio	
1. Stevens - CSU	175	57	3.07
2. Ashworth - USU	158	59	2.68
3. House - UNM	149	71	2.10
4. Moore - SJSU	168	90	1.87
5. Hill - FS	114	62	1.84

### Minutes Played

G	MP	MPG	
1. Stevens - CSU	26	956	36.76
2. Moore - SJSU	35	1,276	36.47
3. Maldonado - WYO	29	1,002	34.55
4. Lucas - NEV	33	1,136	34.43
5. Rice - BSU	34	1,170	34.42

### Offensive Rebounds

G	ORB	ORBPG	
1. Vaihola - SJSU	35	106	3.03
2. Allick - UNM	34	89	2.62
3. Udeze - UNM	34	85	2.50
4. Tolbert - SJSU	35	78	2.23
5. Diallo - SJSU	35	77	2.20
---	---	---	---
<b>6. Mensah - SDSU</b>	<b>39</b>	<b>83</b>	<b>2.13</b>
<b>7. LeDee - SDSU</b>	<b>39</b>	<b>80</b>	<b>2.05</b>

### Defensive Rebounds

G	DRB	DRBPG	
1. Udeze - UNM	34	241	7.09
2. Williams - NEV	33	200	6.06
3. Shaver Jr. - BSU	29	161	5.55
4. Akin - USU	35	185	5.29
5. Tolbert - SJSU	35	176	5.03

### Assists

G	Ast.	APG	
1. Stevens - CSU	26	175	6.73
2. Moore - SJSU	35	168	4.80
3. House - UNM	32	149	4.66
4. Blackshear - NEV	33	153	4.64
5. Ashworth - USU	35	158	4.51
6. Hill - FS	28	114	4.07
7. Maldonado - WYO	29	117	4.03
8. Shulga - USU	35	140	4.00
9. Shaver Jr. - BSU	29	110	3.79
10. Cardenas - SJSU	35	120	3.43
---	---	---	---
<b>12. Butler - SDSU</b>	<b>39</b>	<b>126</b>	<b>3.23</b>
<b>15. Trammell - SDSU</b>	<b>38</b>	<b>112</b>	<b>2.95</b>

### FG Percentage

FG	FGA	Pct	
1. Udeze - UNM	210	344	.610
2. Degenhart - BSU	191	356	.537
3. Heidbreder - AFA	168	344	.488
4. Maldonado - WYO	148	308	.481
5. Stevens - CSU	171	368	.465

### Rebounding

G	Reb	RPG	
1. Udeze - UNM	18	187	10.39
2. Williams - NEV	18	131	7.28
3. Diallo - SJSU	18	125	6.94
4. Akin - USU	18	124	6.89
5. Roddy - CSU	18	123	6.83
6. Vaihola - SJSU	18	121	6.72
7. Tolbert - SJSU	18	120	6.67
8. Petraitis - AFA	16	117	6.50
9. Allick - UNM	18	115	6.39
10. Smith - BSU	18	112	6.22

### 3FG Percentage

3FG	FGA	Pct	
<b>11. Johnson - SDSU</b>	<b>18</b>	<b>104</b>	<b>5.78</b>
<b>13. Mensah - SDSU</b>	<b>18</b>	<b>102</b>	<b>5.67</b>
<b>19. LeDee - SDSU</b>	<b>18</b>	<b>91</b>	<b>5.06</b>

### Offensive Rebounds

G	ORB	ORBPG	
1. Vaihola - SJSU	18	59	3.28
2. Diallo - SJSU	18	52	2.89
3. Udeze - UNM	18	51	2.83
<b>4. Mensah - SDSU</b>	<b>18</b>	<b>43</b>	<b>2.39</b>
5. Allick - UNM	18	41	2.28
---	---	---	---
<b>7. LeDee - SDSU</b>	<b>18</b>	<b>37</b>	<b>2.06</b>
<b>14. Johnson - SDSU</b>	<b>18</b>	<b>28</b>	<b>1.56</b>

### Assists

G	Ast.	APG	
1. Stevens - CSU	18	128	7.11
2. Moore - SJSU	18	88	4.89
3. Ashworth - USU	18	87	4.83
4. Hill - FS	17	75	4.41
5. Maldonado - WYO	17	74	4.35
6. Blackshear - NEV	18	78	4.33
7. House - UNM	16	68	4.25
8. Shaver Jr. - BSU	17	61	3.59
9. Shulga - USU	18	64	3.56
<b>10. Trammell - SDSU</b>	<b>18</b>	<b>63</b>	<b>3.50</b>
---	---	---	---
<b>12. Butler - SDSU</b>	<b>18</b>	<b>60</b>	<b>3.33</b>

### Blocked Shots

G	Blks	BPG	
1. Andre - FS	18	31	1.72
2. Diallo - SJSU	18	29	1.61
<b>3. Mensah - SDSU</b>	<b>18</b>	<b>27</b>	<b>1.50</b>
4. Muoka - UNLV	18	24	1.33
5. Dorius - USU	18	20	1.11
Becker - AFA	18	21	1.11
Smith - BSU	18	20	1.11
---	---	---	---
<b>15. Arop - SDSU</b>	<b>17</b>	<b>13</b>	<b>0.76</b>

### A/TO Ratio

Ast	TO	Ratio	
1. Stevens - CSU	128	41	3.12
2. Ashworth - USU	87	30	2.90
3. Hill - FS	75	35	2.14
4. Trammell - SDSU	63	35	1.80
5. House - UNM	68	39	1.74
---	---	---	---
<b>11. Butler - SDSU</b>	<b>60</b>	<b>40</b>	<b>1.50</b>

### Minutes Played

G	MP	MPG	
1. Stevens - CSU	18	696	38.76
2. Moore - SJSU	18	683	37.95
3. Maldonado - WYO	17	626	36.82
4. Rice - BSU	18	632	35.13
5. Hill - Fresno	17	595	34.99

INTRODUCTION  
 COACHES & STAFF  
 PLAYERS  
 2022-23 REVIEW  
 RECORDS  
 HISTORY  
 AZTEC BASKETBALL MEDIA GUIDE



# Records



MOUNTAIN WEST-RECORD 16-TIME CONFERENCE CHAMPIONS

*Tony Gwynn completed his Aztec basketball career in 1981 with a program best 590 assists. It is a record that has stood for 42 years. In addition, his 221 assists in the 1979-80 season still lead the program for assists in a single season.*



## Inside:

Team Records	93
Team Season Records	95
Individual Game Records	97
Top Game Performances	99
Individual Season Records	101
Individual Career Records	104
Freshman Season Records	107
Mountain West Records	108
Viejas Arena Records	110



# Team Records



MOUNTAIN WEST-RECORD 16-TIME CONFERENCE CHAMPIONS

## Team Single-Game

### Points

- Most Game**  
140 vs. Chapman (140-37), Jan. 15, 1954
- Most Division I Game**  
138 vs. U.S. International (138-93), Feb. 20, 1986
- Most Conference Game**  
115 vs. San Jose State (115-102), Feb. 12, 1971
- Most Mountain West Game**  
98 at Air Force (98-61), Jan. 22, 2021; vs. Wyoming (98-71), Jan. 30, 2021; at TCU (98-92, ot), March 3, 2012
- Most Game/Both Teams**  
231 vs. U.S. International (138-93), Feb. 20, 1986; vs. UNLV (113-118), Dec. 11, 1976
- Most Conference Game/Both Teams**  
217 vs. San Jose State (115-102), Feb. 12, 1971
- Most Mountain West Game/Both Teams**  
191 at Colorado State (89-102), March 3, 2003
- Fewest Points/Game**  
3 vs. Alumni (3-24) at Stanford, Dec. 26, 1921
- Fewest Points/Division I Game**  
36 at Washington (36-49), Dec. 7, 2014
- Fewest Points/Conference Game and Fewest Points/Mountain West Game**  
37 vs. Boise State (37-42), Jan. 22, 2022

### Rebounding

- Most Game**  
75 vs. Portland State (86-53), Dec. 15, 1972
- Most Mountain West Game**  
55 at UNLV (62-55), Jan. 1, 2022

### Field Goal Shooting

- Most Field Goals/Game**  
56 Morgan State (128-68), Dec. 1, 1984 and vs. Chapman (140-37), Jan. 15, 1954
- Most Field Goals/Mountain West Game**  
38 vs. New Mexico (97-77), Jan. 15, 2019
- Most Field Goals Attempted/Game**  
109 vs. Brigham Young (91-123), Jan. 24, 1980
- Most Field Goals Att./Mountain West Game**  
90 at Colorado State (82-92, 2ot), Jan. 24, 2004
- Highest Field Goal Percentage/Game**  
74.1 percent (43-of-58) vs. UC Santa Barbara (96-70), March 2, 1978
- Highest Field Goal Pct./Mountain West Game**  
68.2 percent (30-of-44) vs. Wyoming (79-51), Feb. 19, 2013

### Free-Throw Shooting

- Most Free Throws Made/Game**  
38 vs. Westmont (106-91), Dec. 10, 1992
- Most Free Throws Made/Mountain West Game**  
33 vs. UNLV (91-93, ot), Feb. 12, 2005
- Highest Free Throw Percentage/Game**  
100.0 percent (13-of-13) vs. Fresno State, Feb. 16, 1978
- Highest Free Throw Pct./Mountain West Game**  
100.0 percent (12-of-12) at Air Force, Jan. 11, 2003

### Three-Point Field Goals

- Most Three-Point Field Goals/Game**  
19 vs. Occidental (37 att.) (95-57), Dec. 2, 2022
- Most Three-Point FGs/Mountain West Game**  
17 vs. Wyoming (33 att.) (96-57), Jan. 29, 2011
- Highest Three-Point Field Goal Percentage/Game**  
76.9 percent (10-of-13) vs. Southern Miss (79-51), Nov. 20, 2005 (min: 12 att.); 81.8 pct. (9-of-11) vs. UCSD, Nov. 15, 2007 (min: 11 att.)

### Highest Three-Point FG Pct./Mountain West Game

69.2 percent (9-of-13) vs. New Mexico (75-69), Jan. 25, 2006 (min: 12 att.)

### Other Statistics

- Most Assists/Game**  
34 vs. Portland State (110-80), Jan. 10, 1976
- Most Assists/Mountain West Game**  
30 vs. New Mexico (97-77), Jan. 15, 2019
- Most Steals/Mountain West Game**  
15 at Air Force (98-61), Jan. 22, 2021; vs. Wyoming (81-88), Jan. 22, 2005
- Most Turnovers/Game**  
46 at Lamar (65-90), Dec. 22, 1992
- Most Turnovers/Mountain West Game**  
28 vs. UNLV (79-80), Jan. 26, 2002
- Fewest Turnovers/Game**  
3 vs. San Jose State (72-51), Jan. 28, 2023; vs. Pomona-Pitzer (89-54), Dec. 31, 2009
- Fewest Turnovers/Mountain West Game**  
3 vs. San Jose State (72-51), Jan. 28, 2023
- Most Blocked Shots/Mountain West Game**  
12 vs. Wyoming (96-57), Jan. 29, 2011; vs. Wyoming (85-88), Jan. 21, 2002

## Team Single-Season

### Wins/Losses

- Most Wins/Season**  
34 in 2010-11 (34-3)
- Most Wins/Division I Season**  
34 in 2010-11 (34-3)
- Most Wins/Conference Season**  
17 in 2019-20 (17-1/MW)
- Most Wins/Mountain West Season**  
17 in 2019-20 (17-1)
- Fewest Losses/Season**  
2 in 2019-20 (30-2) and 1931-32 (13-2-1)
- Fewest Losses/Division I Season**  
2 in 2019-20 (30-2)
- Fewest Losses/Conference Season**  
0 in 1924-25 (6-0/SCJC) and 1922-23 (6-0/SCJC)
- Fewest Losses/Division I Conference Season**  
1 in 2019-20 (17-1/MW)
- Most Games Played/Season**  
39 in 2022-23 (32-7)

### Points

- Most Points Scored/Season**  
2,775 in 2022-23 (71.2 points per game)
- Highest Scoring Average/Season**  
86.9 in 1970-71 (2,261 points in 26 games)
- Highest Scoring Margin/Division I Season**  
+15.3 in 2019-20 (30-2)
- Fewest Points Scored/Division I Season**  
1,745 in 1999-00 and 1998-99
- Lowest Scoring Average/Division I Season**  
61.8 in 2014-15 (2,226 points in 36 games)
- Lowest Scoring Margin/Division I Season**  
-13.1 in 1991-92 (2-26)

### Rebounds

- Most Rebounds/Season**  
1,476 in 1966-67 (50.9 per game)
- Most Rebounds/Division I Season**  
1,475 in 2015-16 (38.8 per game)
- Highest Rebound Average/Season**  
53.2 in 1971-72 (1,489 in 28 games)
- Highest Rebound Margin/Division I Season**  
+6.7 in 2010-11
- Lowest Rebound Margin/Division I Season**  
-7.6 in 1998-99

### Field Goal Shooting

- Most Field Goals/Season**  
991 in 2010-11 (34.3)
- Most Field Goals Attempted/Season**  
2,251 in 2022-23 (32.7)
- Highest Field Goal Percentage/Season**  
50.8 percent (919-of-1,810) in 1977-78 (19-9)

### Free-Throw Shooting

- Most Free Throws Made/Season**  
613 in 2015-16 (28-10)
- Most Free Throws Made/Division I Season**  
613 in 2015-16 (28-10)
- Most Free Throws Attempted/Division I Season**  
902 in 2013-14 (31-5)
- Highest Free Throw Percentage/Season**  
77.1 percent (400-of-519) in 2019-20 (30-2)
- Highest Free Throw Percentage/Division I Season**  
77.1 percent (400-of-519) in 2019-20 (30-2)

### Three-Point Field Goal Shooting

- Most Three-Point Field Goals/Season**  
291 in 2019-20 (30-2)
- Most Three-Point Field Goal Attempts/Season**  
778 in 2022-23 (32-7)
- Highest Three-Point FG Percentage/Season**  
43.7 percent (131-of-300) in 1987-88 (12-17)

### Other Statistics

- Most Assists/Season**  
602 in 1977-78 (21.5 assists per game) (19-9)
- Highest Assist Average/Season**  
21.5 in 1977-78 (602 assists) (19-9)
- Most Steals/Season**  
287 in 2008-09 (26-10)
- Most Blocked Shots/Season**  
207 in 2015-16 (28-10)

### Streaks and Miscellaneous

- Highest Average Home Attendance**  
12,414 in 2014-15 (16-1); 2013-14 (15-1); 2012-13 (14-1)
- Longest Winning Streak/Season**  
26 games in 2019-20 (30-2)
- Longest Winning Streak/Division I Season**  
26 games in 2019-20 (30-2)
- Longest Home Court Win Streak/Division I Season**  
16 games in 1981-82 (total streak was 17 games when including final home game of 1980-81)
- Longest Home Court Win Streak/Viejas Arena**  
29 games from Nov. 20, 2013-Feb. 14, 2015 (broken: Feb. 28, 2015) (final 14 home games of 2013-14 and first 15 home games of 2014-15)



# Team Records/Streaks



MOUNTAIN WEST-RECORD 16-TIME CONFERENCE CHAMPIONS

## Largest Margin of Victory

Pl.	Opponent	Date	Score	Margin
1.	Chapman	1-15-54	140-37	103
2.	St. Katherine College	12-27-13	118-35	83
3.	Morgan State	12-1-84	128-68	60
4.	Vanguard	12-2-98	103-49	54
5.	Cal State Dominguez Hills	12-12-18	99-46	53
6.	San Diego Christian	11-20-13	93-41	52
7.	Redlands	12-30-11	94-43	51
	Cal Tech	1-21-39	65-14	51
9.	Cal State Fullerton	2-10-70	112-66	46
10.	UC San Diego	11-27-01	98-53	45
	U.S. International	2-20-86	138-93	45
	Fullerton JC	2-7-25	51-6	45

## Worst Defeats

Pl.	Opponent	Date	Score	Margin
1.	at Utah	2-11-99	38-86	48
2.	at USC	11-17-98	54-101	47
	at Stanford	2-24-97	50-97	47
4.	at Alabama-Birmingham	12-23-89	46-91	45
	at Wyoming	2-7-81	57-102	45
6.	TCU	1-17-98	61-105	44
	at Utah State	12-17-62	57-101	44
	Firestones	1-6-34	22-66	44
9.	at Brigham Young	2-27-82	66-106	40
10.	at Occidental	2-1-29	15-54	39

## Highest Scoring Games

Pl.	Opponent	Date	Score	Total Pts.
1.	U.S. International	2-20-86	138-93	231
	UNLV	12-11-76	113-118	231
3.	U.S. International	2-27-91	123-103	226
4.	San José State	2-12-71	115-102	217
5.	Brigham Young	1-24-80	91-123	214
6.	at New Mexico	12-20-76	104-107	211
7.	North Texas State	1-3-77	100-108	208
8.	at Cal Poly	2-20-54	110-96	206
9.	U.S. International	2-10-90	108-97	205

## Lowest Scoring Games (since 1971)

Pl.	Opponent	Date	Score	Total Pts.
1.	San Diego	12-10-81	41-36	77
2.	CSU Bakersfield	11-20-14	51-27	78
3.	Boise State	1-22-22	37-42	79
4.	at Washington	12-7-14	36-49	85
5.	Fresno State	2-16-78	45-41	86
6.	Air Force	2-6-08	49-38	87
7.	at Fresno State	2-15-23	45-43	88
	Wyoming	3-14-15	43-45	88
9.	Air Force	3-1-17	51-38	89
	New Mexico	1-26-13	55-34	89
	at Air Force	3-8-08	43-46	89

## Longest Winning Streaks

Pl.	Began	Ended	Team to End Streak	Games
1.	11-5-19	2-22-20	UNLV - L, 63-66	26
2.	11-20-13	2-11-14	Wyoming - L, 62-68	20
	11-13-10	1-26-11	Brigham Young - L, 58-71	20
4.	1-22-21	3-19-21	Syracuse (NCAA) - L, 62-78	14
5.	12-9-55	1-28-56	Fresno State - L, 86-88	13
6.	12-30-15	2-10-16	Fresno State - L, 57-58	11
	11-13-12	12-25-12	Arizona - L, 67-68	11
	12-4-11	1-28-12	Colorado State - L, 60-77	11
9.	2-3-23	4-3-23	Connecticut (NCAA) - L, 59-76	9
	2-14-18	3-15-18	Houston - L, 65-67	9
	12-23-66	2-3-67	Nevada Southern - L, 64-68	9

## Longest Conference Winning Streaks

Pl.	Began	Ended	Team to End Streak	Games
1.	1-22-21	1-14-23	New Mexico - L, 67-76	15
2.	12-4-19	2-22-20	UNLV - L, 63-66	13
3.	12-30-15	2-10-16	Fresno State - L, 57-58	11

4.	1-1-14	2-11-14	Wyoming - L, 62-68	10
5.	1-11-06	2-11-06	Utah - L, 65-67	8
	2-26-66	2-18-67	Fresno State - L, 62-76	8
7.	1-29-11	2-26-11	Brigham Young - L, 67-80	7
	2-9-78	3-3-78	Cal State Fullerton - L, 50-64	7
	2-9-68	1-9-70	Long Beach State - L, 56-60	7
10.	2-3-23	2-28-23	Boise State - L, 60-66	6
	2-14-18	1-5-19	Boise State - L, 64-88	6
	1-23-82	2-18-82	Texas-El Paso - L, 60-62	6
	2-28-74	2-8-75	San José State - L, 73-77	6
	2-7-58	3-4-58	Fresno State - at-L, 73-76	6

## Longest Home Court Winning Streaks

Pl.	Began	Ended	Team to End Streak	Games
1.	11-20-13	2-28-15	Boise State - L, 46-56	29
2.	1-29-66	1-5-68	Cal Poly Pomona - L, 72-75	22
3.	2-2-10	2-26-11	Brigham Young - L, 67-80	18
4.	3-7-81	3-6-82	Wyoming - L, 64-66	17
5.	1-24-22	1-14-23	New Mexico - L, 60-66	16
	1-4-21	1-22-22	Boise State - L, 37-42	16
	12-3-77	12-29-78	Stanford - L, 84-85	16
	1-25-75	2-12-76	Pacific - L, 62-68	16
9.	2-24-09	1-23-10	Brigham Young - L, 69-71	*14
10.	11-5-19	2-22-20	UNLV - L, 63-66	13
	1-13-07	1-9-08	Northern Colorado - L, 56-62	13

## Longest Road/Neutral Winning Streaks

Pl.	Began	Ended	Team to End Streak	Games
1.	11-9-19	3-7-20	Utah State - L, 56-59	16
2.	11-13-10	1-26-11	Brigham Young - L, 58-71	11
3.	11-28-13	2-11-14	Wyoming - L, 62-68	10
4.	2-2-11	3-24-11	Connecticut (NCAA) - L, 67-74	9
5.	3-9-23	4-3-23	Connecticut (NCAA) - L, 59-76	8
	1-22-21	3-19-21	Syracuse (NCAA) - L, 62-78	8
7.	11-29-84	1-18-85	New Mexico - L, 85-94	6
	1-19-68	3-8-68	UC Irvine - L, 69-78	6
9.	2-21-18	3-15-18	Houston - L, 65-67	5
	2-21-16	3-12-16	Fresno State - L, 63-68	5
	1-2-16	2-10-16	Fresno State - L, 57-58	5
	11-17-12	12-25-12	Arizona - L, 67-68	5
	11-23-11	1-28-12	Colorado State - L, 60-77	5
	1-11-06	2-22-06	Brigham Young - L, 90-100	5

## Longest Non-Conference Winning Streaks<sup>^</sup>

Pl.	Began	Ended	Team to End Streak	Games
1.	12-22-09	11-15-11	Baylor - L, 67-77	21
2.	1-1-19	12-18-20	Brigham Young - L, 62-72	17
3.	11-20-13	11-26-14	Arizona - L, 59-61	15
4.	11-13-12	12-25-12	Arizona - L, 67-68	11
5.	12-31-05	12-2-06	Western Michigan - L, 73-84	10
	1-3-84	12-28-84	TCU - L, 70-72	10
8.	2-23-71	12-17-71	Oregon State - L, 90-96	8
	2-7-67	12-18-67	Indiana State - L, 69-84	8
	2-4-66	12-17-66	Southwest Missouri State - L, 63-73	8

<sup>^</sup> - Does not include conference tournament or postseason games.

## Longest Non-Conference Home Winning Streaks

Pl.	Began	Ended	Team to End Streak	Games
1.	11-22-08	11-30-11	Creighton - L, 83-85	*27
2.	2-4-66	12-23-68	Minnesota - L, 60-73	16
3.	11-20-13	11-21-15	Little Rock - L, 43-49	15
	11-27-81	12-30-82	Villanova - L, 57-63	15
5.	12-4-11	11-14-13	Arizona - L, 60-69	14
6.	11-9-21	Current		13
	12-16-00	11-23-02	Eastern Washington - L, 70-75	13
8.	1-1-19	12-18-20	Brigham Young - L, 62-72	11
9.	12-8-95	11-14-97	Brigham Young - L, 59-73	10
	12-3-77	12-29-78	Stanford - L, 84-85	10

\* - Includes one game played at USD's Jenny Craig Pavilion, which the NCAA considers an SDSU home game.

INTRODUCTION

COACHES & STAFF

PLAYERS

2022-23 REVIEW

RECORDS

HISTORY

AZTEC BASKETBALL MEDIA GUIDE

# Team Season Records



MOUNTAIN WEST-RECORD 16-TIME CONFERENCE CHAMPIONS

## Most Wins

Rk.	Season (W-L)	Wins
1.	2010-11 (34-3)	34
2.	2022-23 (32-7)	32
3.	2013-14 (31-5)	31
4.	2019-20 (30-2)	30
5.	2015-16 (28-10)	28

6.	2014-15 (27-9)	27
7.	2011-12 (26-8)	26
	2008-09 (26-10)	26
9.	2009-10 (25-9)	25
10.	2005-06 (24-9)	24
	1966-67 (24-5)	24
	1940-41 (24-7)	24
	1938-39 (24-7)	24

## Most League Wins

Rk.	Season (W-L)	Wins
1.	2019-20 (17-1)	17
2.	2015-16 (16-2)	16
	2013-14 (16-2)	16
4.	2022-23 (15-3)	15
5.	2020-21 (14-3)	14
	2014-15 (14-4)	14
	2010-11 (14-2)	14
8.	2021-22 (13-4)	13
	2005-06 (13-3)	13
10.	2018-19 (11-7)	11
	2017-18 (11-7)	11
	2009-10 (11-5)	11
	2008-09 (11-5)	11
	1984-85 (11-5)	11
	1981-82 (11-5)	11
	1977-78 (11-3)	11
	1967-68 (11-3)	11

	2012-13 (23-11)	11
	2011-12 (26-8)	11
	1936-37 (17-9)	11
10.	1940-41 (24-7)	10

## Division I Era

## Longest Winning Streaks

Rk.	Season (W-L)	Wins
1.	2019-20 (30-2)	26
2.	2013-14 (31-5)	20
	2010-11 (34-3)	20
4.	2020-21 (23-5)	14
5.	2015-16 (28-10)	11
	2012-13 (23-11)	11
	2011-12 (26-8)	11
8.	2022-23 (32-7)	9
	2017-18 (22-11)	9
10.	2006-07 (22-11)	8
	2005-06 (24-9)	8
	1984-85 (23-8)	8

## Most Games Played

Rk.	Season (W-L)	Games
1.	2022-23 (32-7)	39
2.	2015-16 (28-10)	38
2.	2010-11 (34-3)	37
3.	2014-15 (27-9)	36
	2013-14 (31-5)	36
	2008-09 (26-10)	36
6.	2018-19 (21-13)	34
	2012-13 (23-11)	34
	2011-12 (26-8)	34
	2009-10 (25-9)	34

## Most Games Above .500

Rk.	Season (W-L)	Games
1.	2010-11 (34-3)	+31
2.	2019-20 (30-2)	+28
3.	2013-14 (31-5)	+26
4.	2022-23 (32-7)	+25
5.	1966-67 (24-5)	+19
6.	2020-21 (23-5)	+18
	2015-16 (28-10)	+18
	2014-15 (27-9)	+18
	2011-12 (26-8)	+18
10.	1955-56 (23-6)	+17
	1940-41 (24-7)	+17
	1938-39 (24-7)	+17

## Highest Average Home Attendance

Rk.	Season (W-L)	Avg.
1.	2014-15 (27-9)	12,414
	2013-14 (31-5)	12,414
	2012-13 (23-11)	12,414
4.	2022-23 (32-7)	12,261
5.	2015-16 (28-10)	12,210
6.	2016-17 (19-14)	12,196
7.	2011-12 (26-8)	12,096
8.	2019-20 (30-2)	11,668
	2010-11 (34-3)	11,668
10.	2017-18 (22-11)	11,344

## Longest Winning Streaks

Rk.	Season (W-L)	Wins
1.	2019-20 (30-2)	26
2.	2013-14 (31-5)	20
	2010-11 (34-3)	20
4.	2020-21 (23-5)	14
5.	1955-56 (23-6)	13
6.	2015-16 (28-10)	11

## Fewest Points Allowed

Rk.	Season (W-L)	Points
1.	2020-21 (23-5)	1,713
2.	1982-83 (18-10)	1,819
3.	2021-22 (32-7)	1,860
4.	1994-95 (11-17)	1,878
5.	2000-01 (14-14)	1,891

## Lowest Opponent Scoring Average

Rk.	Season (W-L)	PPG
1.	2014-15 (27-9)	53.9
2.	2013-14 (31-5)	57.0
3.	2021-22 (32-7)	58.1
4.	2010-11 (34-3)	59.2
5.	2019-20 (30-2)	59.5

## Most Rebounds

Rk.	Season (W-L)	Rebs.
1.	1971-72 (18-10)	1,489
2.	2015-16 (28-10)	1,475
3.	2022-23 (32-7)	1,416
4.	2010-11 (34-3)	1,396
5.	2013-14 (31-5)	1,364

## Highest Rebound Average

Rk.	Season (W-L)	RPG
1.	1971-72 (18-10)	53.2
2.	1972-73 (15-11)	48.2
3.	1974-75 (14-13)	48.0
4.	1975-76 (16-13)	47.0
5.	1976-77 (13-15)	46.7

## Highest Rebound Margin

Rk.	Season (W-L)	+/-
1.	2010-11 (34-3)	+6.8
2.	2009-10 (25-9)	+6.6
3.	1975-76 (16-13)	+5.69
4.	1983-84 (15-13)	+5.68
5.	2015-16 (28-10)	+5.5

## Highest FG Pct.

Rk.	Season (W-L)	FG Pct.
1.	1977-78 (19-9)	50.8
2.	1984-85 (23-8)	50.5
3.	1988-89 (12-17)	48.7
4.	1987-88 (12-17)	47.9
5.	1978-79 (15-12)	47.7

## Lowest Opp. FG Pct.

Rk.	Season (W-L)	FG Pct.
1.	2015-16 (28-10)	37.3
2.	2021-22 (32-7)	38.4
	2014-15 (27-9)	38.4
4.	2013-14 (31-5)	38.6
5.	2019-20 (30-2)	38.7

## Most Field Goals

Rk.	Season (W-L)	FGs
1.	2010-11 (34-3)	991
2.	2022-23 (32-7)	986
3.	1984-85 (23-8)	976
4.	1975-76 (16-13)	927
5.	1977-78 (19-9)	919

## Most Field Goals Attempts

Rk.	Season (W-L)	FGA
1.	2022-23 (32-7)	2,251
2.	2010-11 (34-3)	2,141
3.	2015-16 (28-10)	2,100
4.	1971-72 (18-10)	2,099
5.	1975-76 (16-13)	2,054

## SDSU Division I Overtime Games (key on page 96)

Date	Opponent	OTs	Result
J.29.72	*at San Jose State	1	L, 63-65
J.24.74	Northern Illinois (SA)	1	L, 80-89
J.27.75	Oklahoma (SA)	1	L, 74-79
F.28.76	*at Long Beach State	1	W, 67-62
J.20.77	*Pacific (PG)	1	W, 83-76
D.4.79	San Diego (SA)	1	W, 67-58
J.8.80	*Hawaii (SA)	1	L, 76-78
F.21.81	*at Air Force	2	W, 63-61
F.18.82	*at Texas-El Paso	1	L, 60-62
M.6.82	*Wyoming (SA)	1	L, 64-66
N.28.83	at Saint Mary's	1	W, 72-67
D.27.83	Oral Roberts (SA)	1	W, 85-75
F.6.84	*at Wyoming	1	L, 73-83
F.16.84	*at Brigham Young	1	L, 92-94
N.30.85	vs. Eastern Washington	1	L, 79-81
J.10.86	*at Utah	1	L, 89-93
M.1.86	*at New Mexico	1	L, 92-95
J.31.87	Miami (Fla.) (SA)	1	L, 82-83
D.23.88	Rhode Island (SA)	1	L, 76-77
F.18.89	*(7) Brigham Young (SA)	1	W, 82-80
F.3.91	*Wyoming (SA)	2	W, 87-84
F.21.91	*Hawaii (SA)	1	L, 79-84
D.21.91	South Carolina (SA)	2	L, 69-71
D.21.93	at Cal State Northridge	1	W, 90-85
D.23.93	at Loyola Marymount	1	W, 88-84
J.20.94	*Brigham Young (SA)	1	L, 82-83
D.20.94	at Cal State Fullerton	1	L, 73-83
J.9.95	*New Mexico (PG)	1	W, 72-69
F.23.95	*at Texas-El Paso	1	L, 71-73
D.5.95	Cal State Fullerton (SA)	1	L, 83-85
J.10.96	*at Texas-El Paso	1	W, 72-71
F.8.96	*Fresno State (SA)	1	L, 89-99
D.3.96	at Northwestern	1	W, 82-70
D.10.96	at Southwest Texas	1	L, 77-81
D.31.96	at Brigham Young	1	W, 89-86
J.11.97	*at Air Force	1	W, 77-69
J.18.97	*Colorado State (PG)	1	L, 90-93
F.12.98	*at SMU	1	L, 81-88
M.3.98	*vs. Wyoming	1	W, 60-57
N.14.98	Nevada (CA) (so)	1	L, 71-76
J.20.00	*Air Force (CA)	3	L, 77-81
D.6.00	at UC Santa Barbara	3	L, 77-80
J.27.01	*at UNLV	1	L, 72-82
J.21.02	*Wyoming (CA)	1	L, 85-88
J.26.02	*UNLV (CA)	1	L, 79-80
F.23.02	*at UNLV	1	L, 76-83
M.19.03	+UC Santa Barbara (CA)	1	W, 67-62
J.24.04	*at Colorado State	2	L, 82-92
F.9.04	*at Brigham Young	1	L, 69-83
N.19.04	UC Santa Barbara (CA)	1	L, 72-80
J.22.05	*Wyoming (CA)	1	L, 81-88
F.12.05	*UNLV (CA)	1	L, 91-93
F.19.05	*at Colorado State	1	L, 88-93
J.28.06	*at Wyoming	1	W, 78-77
M.11.06	*vs. Wyoming	1	W, 69-64
F.20.07	*at New Mexico	1	W, 81-74
D.28.07	Sam Houston State (CA)	1	W, 79-78
J.16.08	*Utah (CA)	1	W, 64-56
F.3.09	*at UNLV	1	W, 68-66
F.28.09	*at TCU	1	W, 79-77
D.2.09	at San Diego	1	W, 69-62
D.22.09	at Drake	1	W, 76-73
F.6.10	*at New Mexico	1	L, 86-88
M.19.11	*vs. Temple	2	W, 71-64
N.19.11	Long Beach State (VA)	1	W, 77-73
N.26.11	at UC Santa Barbara	1	W, 76-75
F.22.12	*Wyoming (VA)	1	W, 67-58
M.3.12	*at TCU	1	W, 98-92
J.12.13	*Colorado State (VA)	1	W, 79-72
J.25.14	*at Utah State	1	W, 74-69
M.20.14	*vs. New Mexico State	1	W, 73-69
N.24.14	vs. Brigham Young	2	W, 92-87
D.17.14	at Cincinnati	1	L, 62-71
J.19.16	*Fresno State (VA)	1	W, 73-67
F.6.16	*New Mexico (VA)	1	W, 78-71
M.8.17	*at UNLV	1	W, 62-52
F.25.21	*Boise State (VA)	1	W, 78-66
M.3.22	*Fresno State (VA)	2	W, 65-64
M.17.22	*vs. Creighton	1	L, 69-72
N.23.22	*vs. Arkansas	1	L, 74-78
J.18.23	*at Colorado State	1	W, 82-76

INTRODUCTION  
COACHES & STAFF  
PLAYERS  
2022-23 REVIEW  
RECORDS  
HISTORY  
AZTEC BASKETBALL MEDIA GUIDE



# Team Season Records



MOUNTAIN WEST-RECORD 16-TIME CONFERENCE CHAMPIONS

## Consecutive Season Bests (Division I Era)

### Most Victories in Two Seasons

Rk.	Seasons	W	L	Pct.
1.	2011-12	60	11	.845
2.	2010-11	59	12	.831
3.	2014-15	58	14	.806
4.	2022-23	55	16	.774
5.	2015-16	55	19	.743
6.	2013-14	54	16	.771
7.	2020-21	53	7	.883
8.	2019-20	51	15	.773
	2009-10	51	19	.729
9.	2012-13	49	19	.721

Best Percentage: 88.3 pct. (53-7) - 2020-21 seasons.

### Most Victories in Three Seasons

Rk.	Seasons	W	L	Pct.
1.	2014-15-16	86	24	.782
2.	2010-11-12	85	20	.810
	2009-10-11	85	22	.794
4.	2011-12-13	83	22	.790
5.	2013-14-15	81	25	.764
6.	2012-13-14	80	24	.768
7.	2021-22-23	78	21	.787
8.	2020-21-22	76	16	.826
9.	2019-20-21	74	20	.787
10.	2015-16-17	74	33	.692

Best Percentage: 82.6 pct. (76-16) - 2020-21-22 seasons.

### Most Victories in Four Seasons

Rk.	Seasons	W	L	Pct.
1.	2011-12-13-14	114	27	.809
2.	2009-10-11-12	111	30	.787
3.	2013-14-15-16	109	35	.757
4.	2020-21-22-23	108	23	.824
	2010-11-12-13	108	31	.777
6.	2012-13-14-15	107	33	.764
7.	2008-09-10-11	105	35	.750
	2014-15-16-17	105	38	.734
9.	2029-20-21-22	97	29	.770
10.	2018-19-20-21	96	31	.756

Best Percentage: 82.4 pct. (108-23) - 2020-21-22-23 seasons.

## Highest 3FG Pct.

Rk.	Season (W-L)	3FG Pct.
1.	1987-88 (12-17)	.43.7
2.	2005-06 (24-9)	.39.6
3.	1988-89 (12-17)	.39.3
4.	1986-87 (5-24)	.38.3
5.	2019-20 (30-2)	.38.0

## Most 3FG Made

Rk.	Season (W-L)	3FG
1.	2019-20 (30-2)	291
2.	2022-23 (32-7)	271
3.	2018-19 (21-13)	261
4.	2020-21 (23-5)	240
5.	2017-18 (22-11)	239

## Lowest Opp. 3FG Pct.

Rk.	Season (W-L)	3FG Pct.
1.	2022-23 (32-7)	.28.4
2.	2013-14 (31-5)	.28.8
3.	2019-20 (30-2)	.29.7
4.	2021-22 (23-9)	.30.0
	2015-16 (28-10)	.30.0

## Highest FT Pct.

Rk.	Season (W-L)	FT Pct.
1.	2019-20 (30-2)	.77.1
2.	2005-06 (24-9)	.72.8
3.	1977-78 (19-9)	.72.5
4.	1978-79 (15-12)	.72.2
5.	2022-23 (32-7)	.72.1

## Most FT Made

Rk.	Season (W-L)	FT
1.	2015-16 (28-10)	613
2.	2013-14 (31-5)	598
3.	2005-06 (24-9)	568
4.	1970-71 (12-14)	557
5.	1984-85 (23-8)	541

## Most FT Attempts

Rk.	Season (W-L)	FTA
1.	2013-14 (31-5)	902
2.	2015-16 (28-10)	892
3.	1984-85 (23-8)	804
4.	1970-71 (12-14)	784
5.	1993-94 (12-16)	777

## Most Assists

Rk.	Season (W-L)	Assists
1.	1977-78 (19-9)	602
2.	1975-76 (16-13)	533
3.	1978-79 (15-12)	523
4.	2022-23 (32-7)	504
5.	2010-11 (34-3)	499

## Most Assists Per Game

Rk.	Season (W-L)	APG
1.	1977-78 (19-9)	21.5
2.	1978-79 (15-12)	19.4
3.	1975-76 (16-13)	18.4
4.	1979-80 (6-21)	18.1
5.	1976-77 (13-15)	17.5

## Most Blocked Shots

Rk.	Season (W-L)	Blocks
1.	2015-16 (28-10)	207
2.	2013-14 (31-5)	183
3.	2014-15 (27-9)	179
4.	2010-11 (34-3)	170
5.	2016-17 (19-14)	164

## Most Steals

Rk.	Season (W-L)	Steals
1.	2008-09 (26-10)	287
2.	1984-85 (23-8)	282
3.	2013-14 (31-5)	274
4.	2006-07 (22-11)	271
5.	2007-08 (20-13)	260

## Highest TO Margin

Rk.	Season (W-L)	+/-
1.	1996-97 (12-15)	+4.7
2.	2020-21 (23-5)	+3.9
3.	2013-14 (31-5)	+3.8
4.	2019-20 (30-2)	+3.4
5.	1978-79 (15-12)	+3.2

## Fewest Turnovers

Rk.	Season (W-L)	TO
1.	2020-21 (23-5)	310
2.	2019-20 (30-2)	344
3.	2013-14 (31-5)	355
4.	1996-97 (12-15)	386
5.	2016-17 (19-14)	387

## Most Turnovers Forced

Rk.	Season (W-L)	FG Pct.
1.	1978-79 (15-12)	.539
2.	2008-09 (26-10)	.527
3.	1984-85 (23-8)	.526
4.	2006-07 (22-11)	.525
5.	1981-82 (20-9)	.517

## Most Players to Average Double-Figure Scoring

Rk.	Season (W-L)	Players
1.	2017-18 (22-11)	5
	1972-73 (15-11)	5
	1970-71 (12-14)	5
4.	2019-20 (30-2)	4
	2010-11 (34-3)	4
	2009-10 (25-9)	4
	2007-08 (20-13)	4
	2006-07 (22-11)	4
	2001-02 (21-12)	4
	1997-98 (13-15)	4
	1995-96 (15-14)	4
	1991-92 (2-26)	4
	1988-89 (12-17)	4
	1981-82 (20-9)	4
	1979-80 (6-21)	4
	1977-78 (19-9)	4
	1971-72 (18-10)	4

## Most Players to Start More Than One Game (since '78-79)

Rk.	Season (W-L)	Players
1.	1992-93 (8-21)	11
2.	2016-17 (19-14)	10
	2004-05 (11-18)	10
	1991-92 (2-26)	10
	1983-84 (15-13)	10
	1980-81 (15-12)	10
7.	2020-21 (23-5)	9
	2008-09 (26-10)	9
	2007-08 (20-13)	9
	2005-06 (24-9)	9
	1996-97 (12-15)	9
	1994-95 (11-17)	9
	1986-87 (5-25)	9
	1985-86 (10-19)	9
	1979-80 (6-21)	9

## SDSU Division I 100-Point Games

Score	Opponent	Date
138-93	U.S. International	Feb. 20, 1986
128-68	Morgan State	Dec. 1, 1984
123-103	U.S. International	Feb. 27, 1991
119-82	Campbell	Dec. 12, 2006
118-35	St. Katherine College	Dec. 27, 2013
115-102	San José State	Feb. 12, 1971
113-88	Nevada	Dec. 3, 1977
113-118	UNLV	Dec. 11, 1976
112-74	U.S. International	Jan. 22, 1985
112-66	Cal State Fullerton	Feb. 10, 1970
110-86	Pennsylvania	Dec. 30, 1978
110-80	Portland State	Jan. 10, 1976
109-95	UC Irvine	Feb. 15, 1972
108-97	U.S. International	Feb. 10, 1990
107-95	Hawai'i	Feb. 4, 1971
106-91	Westmont	Dec. 10, 1992
106-95	Fresno State	Feb. 13, 1971
105-83	Prairie View	Dec. 4, 1982
105-70	UC San Diego	Nov. 30, 1981
104-80	Westmont	Dec. 2, 1993
104-100	Oklahoma State	Dec. 13, 1979
104-83	Idaho State	Nov. 28, 1978
104-74	Fordham	Dec. 29, 1977
104-107	New Mexico	Dec. 20, 1976
104-75	Northern Colorado	Dec. 11, 1971
103-49	Vanguard	Dec. 2, 1998
103-94	Hawai'i	Feb. 3, 1996
103-68	U.S. International	Dec. 10, 1987
103-84	Fresno State	Jan. 31, 1976
102-88	UC Irvine	Dec. 2, 1988
102-83	San José State	Jan. 29, 1971
101-77	Fort Hays State	Dec. 1, 1979
100-67	Savannah State	Nov. 28, 2016
100-88	UC Irvine	Nov. 22, 1996
100-85	Texas-El Paso	Feb. 19, 1994
100-88	Doane College	Dec. 7, 1982
100-72	Drake	Nov. 25, 1977
100-108	North Texas State	Jan. 3, 1977
100-88	Wheaton	Dec. 13, 1971
100-75	Loyola Marymount	Jan. 23, 1971
100-85	Seattle	Jan. 9, 1971

### Key

\* - Conference game. ^ - Conference tournament game. + - NIT. # - NCAA Tournament. so - Season Opener. PG - Peterson Gym. SA - Sports Arena. VA or CA - Viejas Arena (formerly Cox Arena). Number prior to opponent indicates opponent national ranking.

INTRODUCTION

COACHES & STAFF

PLAYERS

2022-23 REVIEW

RECORDS

HISTORY

AZTEC BASKETBALL MEDIA GUIDE

# Individual Game Records



MOUNTAIN WEST-RECORD 16-TIME CONFERENCE CHAMPIONS

## Points

Rk.	Player	Class	Date	Opponent	Points
1.	Anthony Watson	Sr.	2-20-86	USIU (SA) - W, 138-93	54
2.	Kim Goetz	Sr.	3-3-79	*Utah (SA) - L, 87-100	44
3.	Kim Goetz	Sr.	2-9-79	*Colorado State (SA) - W, 90-83	42
4.	Eddie Morris	Fr.	2-5-80	UNLV (SA) - L, 86-98	41
5.	Michael Cage	Sr.	2-6-84	*at Wyoming - ot-L, 73-83	40
	Will Connelly	So.	12-9-74	(12) Purdue (SA) - L, 87-91	40
	Von Jacobsen	So.	2-8-69	Chapman - W, 99-90	40
8.	Steve Copp	So.	12-21-73	(13) Kansas State (SA) - W, 88-75	39
9.	Kim Goetz	Sr.	3-1-79	*Brigham Young (SA) - L, 95-96	38
10.	Brandon Heath	So.	1-15-05	*at UNLV - W, 81-73	37
	Shawn Jamison	Jr.	2-10-90	USIU (SA) - W, 108-97	37
	Michael Cage	Sr.	12-20-83	at Texas - W, 91-77	37

## Points, Since 1999-2000

Rk.	Player	Class	Date	Opponent	Points
1.	Brandon Heath	So.	1-15-05	*at UNLV - W, 81-73	37
2.	Malachi Flynn	Jr.	2-29-20	*at Nevada - W, 83-76	36
3.	Matt Mitchell	Sr.	12-18-20	Brigham Young - L, 62-72	35
	Jamaal Franklin	So.	3-3-12	*at TCU - ot-W, 98-92	35
5.	Aerick Sanders	Sr.	12-31-03	Portland - W, 67-61	34
6.	Chase Tapley	Sr.	12-22-12	vs. San Francisco - W, 80-58	33
	Tony Bland	Jr.	1-29-02	Houston - W, 78-66	33
8.	Brandon Heath	Jr.	2-25-06	*at New Mexico - W, 73-66	32
	Myron Epps	So.	1-29-00	*at Wyoming - L, 87-93	32
10.	Matt Mitchell	Fr.	11-20-17	Eastern Illinois, W, 94-63	31
	Xavier Thames	Sr.	1-25-14	*at Utah State - ot-W, 74-69	31
	Jamaal Franklin	So.	2-25-12	*Colorado State - W, 74-66	31
	Jamaal Franklin	So.	11-13-11	UC Davis - W, 89-74	31
	Evan Burns	Fr.	2-4-03	*New Mexico - W, 89-73	31

## Rebounds

Rk.	Player	Class	Date	Opponent	Rebounds
1.	Michael Cage	Fr.	12-29-80	La Salle (SA) - W, 93-67	26
2.	Al Skalecky	So.	1965-66	*CSUN	25
3.	Steve Malovic	Sr.	2-24-79	*at New Mexico - L, 78-84	23
	Chris McMurray	Jr.	12-21-71	vs. Chapman - W, 99-79	23
5.	Al Skalecky	Sr.	1967-68	*CSUN	22
	Al Skalecky	So.	1965-66	Cal Poly	22
7.	Kawhi Leonard	Fr.	3-13-10	^at UNLV - W, 55-45	21
	Michael Cage	Sr.	2-6-84	*at Wyoming - ot-L, 73-83	21
	Michael Cage	Jr.	1-31-83	*Air Force (SA) - W, 71-47	21
	Larry Jones	Jr.	1971-72	*Fresno State - W, 73-72	21
	Al Skalecky	Sr.	3-8-68	UC Irvine - L, 69-78	21

## Rebounds, Since 1999-2000

Rk.	Player	Class	Date	Opponent	Rebounds
1.	Kawhi Leonard	Fr.	3-13-10	^at UNLV - W, 55-45	21
2.	Marcus Slaughter	Jr.	1-14-06	*UNLV - W, 83-67	20
3.	Marcus Slaughter	Jr.	3-9-06	^vs. Colorado State - W, 64-52	19
4.	Jamaal Franklin	Jr.	1-9-13	*at Fresno State - W, 65-62	18
	Kawhi Leonard	Fr.	12-9-09	vs. Cal State Fullerton - W, 82-68	18
	Marcus Slaughter	Jr.	1-18-06	*at TCU - W, 76-57	18
	Aerick Sanders	Sr.	11-25-03	vs. Dayton - L, 71-76	18
8.	Josh Davis	Sr.	12-21-13	McNeese State - W, 65-36	17
	Kawhi Leonard	So.	1-12-11	*UNLV - W, 55-49	17
	Marcus Slaughter	Jr.	12-10-05	vs. Washington State - L, 49-60	17

## Assists

Rk.	Player	Class	Date	Opponent	Assists
1.	Tony Gwynn	Jr.	2-5-80	UNLV (SA) - L, 86-98	18
	Eric Martensen	Jr.	1968-69	Chapman	18
3.	Tony Gwynn	Sr.	3-7-81	*New Mexico (SA) - W, 92-84	16
4.	Tony Gwynn	Jr.	2-14-80	*New Mexico (SA) - W, 76-74	14
	Dean Decker	Jr.	12-11-76	(5) UNLV (SA) - L, 113-118	14
6.	Creon Dorsey	Jr.	2-12-85	Long Beach State (SA) - W, 86-69	13
	Andre Ross	Jr.	12-27-83	Oral Roberts (SA) - ot-W, 85-75	13
	Keith Smith	Jr.	3-12-82	~UC Irvine (SA) - L, 69-70	13
	Keith Smith	Jr.	3-4-82	*Colorado State (SA) - W, 68-62	13
	Tony Gwynn	Jr.	1-8-80	*Hawaii (SA) - L, 76-78	13
	Tony Gwynn	So.	2-3-79	*at Brigham Young - L, 80-88	13
	Howard Avery	Jr.	11-28-78	Idaho State (SA) - W, 104-83	13
	Dean Decker	Sr.	1-19-78	UC Irvine (SA) - W, 90-65	13
	Mark Delsman	Sr.	12-11-76	(5) UNLV (SA) - L, 113-118	13

## Assists, Since 1999-2000

Rk.	Player	Class	Date	Opponent	Assists
1.	Winston Shepard	Sr.	3-15-16	~IPFW - W, 79-55	12
2.	Xavier Thames	So.	12-7-11	at San Diego - W, 74-62	11

	Lorenzo Wade	Jr.	3-1-08	*Colorado State - W, 86-62	11
	Richie Williams	Fr.	3-3-06	South Dakota State - W, 88-63	11
	Deandre Moore	So.	3-1-01	*Wyoming - L, 62-69	11
	Deandre Moore	So.	12-2-00	Sacramento State - W, 92-69	11
	Bradley Jackson	Fr.	1-2-00	High Point - W, 74-63	11
8.	Malachi Flynn	Jr.	11-22-19	LIU - W, 81-64	10
9.	15 times (Wesley Stokes 3, Deandre Moore 2, Jeremy Hemsley 2, Tony Bland, Malachi Flynn, Brandon Heath, Trey Kell, Matt Mitchell, Chase Tapley, Lorenzo Wade, Richie Williams; last time: Flynn vs. Grand Canyon, 11-13-19)				

## Field Goals

Rk.	Player	Class	Date	Opponent	Field Goals
1.	Eddie Morris	Fr.	2-5-80	UNLV (SA) - L, 86-98	20

## Field Goals, Since 1999-2000

Rk.	Player	Class	Date	Opponent	Field Goals
1.	Billy White	Sr.	11-16-10	at (11/12) Gonzaga - W, 79-76	14
	Randy Holcomb	So.	1-8-02	at Texas A&M-CC - W, 82-79	14
	Myron Epps	So.	1-29-00	*at Wyoming - L, 87-93	14
4.	Malachi Flynn	Jr.	2-29-20	*at Nevada - W, 83-76	13
	Chase Tapley	Sr.	12-22-12	vs. San Francisco - W, 80-58	13
	Aerick Sanders	Sr.	12-31-03	Portland - W, 67-61	13

## Field Goals Attempted

Rk.	Player	Class	Date	Opponent	Field Goals Att.
1.	Kim Goetz	Sr.	3-3-79	*Utah (SA) - L, 87-100	31

## Field Goals Attempted, Since 1999-2000

Rk.	Player	Class	Date	Opponent	Field Goals Att.
1.	Brandon Heath	Jr.	3-11-06	^vs. Wyoming - ot-W, 69-64	27
2.	Jeremy Hemsley	So.	1-4-17	*at Nevada - L, 69-72	25
3.	Brandon Heath	Sr.	2-20-07	*at New Mexico - ot-W, 81-74	24
	Brandon Heath	So.	2-19-05	*at Colorado State - ot-L, 88-93	24
	Randy Holcomb	Jr.	11-30-01	Florida Atlantic - W, 90-57	24

## Field Goal Percentage (Min. 11 FGM)

Rk.	Player	Class	Date	Opponent	FG Pct.
1.	Billy White	So.	2-14-09	*Wyoming - W, 71-60	12-12, 100.0
2.	Aerick Sanders	Sr.	12-20-03	E. Washington - W, 79-66	11-11, 100.0

## Field Goal Percentage, Since 1999-2000 (Min. 6 FGM)

Rk.	Player	Class	Date	Opponent	FG Pct.
1.	Billy White	So.	2-14-09	*Wyoming - W, 71-60	12-12, 100.0
2.	Aerick Sanders	Sr.	12-20-03	E. Washington - W, 79-66	11-11, 100.0
3.	Yanni Wetzell	Sr.	1-8-20	*at Wyoming - W, 72-52	7-7, 100.0
	Nathan Mensah	Fr.	1-15-19	*New Mexico - W, 97-77	7-7, 100.0
4.	Trey Pulliam	Jr.	1-26-20	*at UNLV - W, 71-67	6-6, 100.0
	Kameron Rooks	Sr.	3-3-18	*Nevada - W, 79-74	6-6, 100.0
	Zylan Cheatham	So.	11-28-16	Savannah State - W, 100-67	6-6, 100.0
	Garrett Green	Sr.	2-22-12	*Wyoming - ot-W, 67-58	6-6, 100.0
	Billy White	Sr.	3-5-11	*Colorado State - W, 66-48	6-6, 100.0
	Billy White	So.	3-20-09	~Kansas State - W, 70-52	6-6, 100.0
	Tim Shelton	Fr.	12-3-08	at Northern Colo. - W, 73-62	6-6, 100.0
	Kyle Spain	So.	11-21-06	UC Riverside - W, 79-45	6-6, 100.0
	Mike Mackell	Sr.	1-19-02	*Colorado State - W, 81-69	6-6, 100.0
	Marcelo Correa	Sr.	11-18-01	UC San Diego - W, 80-48	6-6, 100.0

## Three-Point Field Goals

Rk.	Player	Class	Date	Opponent	3FG
1.	Tony Ross	Fr.	12-27-86	Manhattan (SA) - W, 77-69	9

## Three-Point Field Goals, Since 1999-2000

Rk.	Player	Class	Date	Opponent	3FG
1.	Jordan Schakel	Sr.	1-4-21	*Colorado State - W, 78-65	8
	Chase Tapley	Jr.	11-15-11	at Baylor - L, 67-77	8
	John Sharper	Sr.	3-3-06	South Dakota State - W, 88-63	8
	Brandon Heath	Jr.	2-25-06	*at New Mexico - W, 73-66	8
5.	Adam Seiko	Sr.	1-25-23	vs. Utah State - W, 85-75	7
	Matt Mitchell	Fr.	11-20-17	Eastern Illinois - W, 94-63	7
	Jeremy Hemsley	So.	12-7-16	at Grand Canyon - L, 72-76	7
	D.J. Gay	Sr.	1-15-11	*at New Mexico - W, 87-77	7
	Al Faux	Jr.	12-30-00	Oklahoma State - W, 87-66	7
	David Abramowitz	So.	2-10-00	*at Utah - L, 65-83	7

## Three-Point Field Goals Attempted, Since 1999-2000

Rk.	Player	Class	Date	Opponent	3FGA
1.	Aqeel Quinn	Sr.	11-24-14	vs. Brigham Young - 2ot-W, 92-87	15
2.	Brandon Heath	Sr.	2-20-07	*at New Mexico - ot-W, 81-74	14
3.	Jordan Schakel	Sr.	3-19-21	+vs. Syracuse - L, 62-78	13
	Jordan Schakel	Sr.	2-10-21	*San Jose State - W, 77-55	13



# Individual Game Records



MOUNTAIN WEST-RECORD 16-TIME CONFERENCE CHAMPIONS

Jordan Schakel	Sr.	1-24-21	*at Air Force - W, 91-59	13
Malachi Flynn	Jr.	2-22-20	*UNLV - L, 63-66	13
Brandon Heath	Jr.	2-25-06	*at New Mexico - W, 73-66	13

## Three-Point Field Goal Percentage (Min. 5 3FGM)

Rk.	Player	Class	Date	Opponent	3FG Pct.
1.	Jeremy Hemsley	So.	12-7-16	at Grand Canyon - L, 72-76	7-8, 87.5
	Al Faux	Jr.	12-30-00	Oklahoma State - W, 87-66	7-8, 87.5
3.	Matt Bradley	Sr.	12-28-22	*vs. Air Force - W, 71-55	6-7, 85.7
	Darrion Trammell	Sr.	11-7-22	vs. Cal State Fullerton - W, 80-57	6-7, 85.7
5.	Jeremy Hemsley	Sr.	12-8-18	at California - L, 89-83	5-6, 83.3
	Aqeel Quinn	Sr.	3-12-14	^at UNLV - W, 67-64	5-6, 83.3
	Xavier Thames	Sr.	12-1-13	vs. Marquette - W, 67-59	5-6, 83.3
	Xavier Thames	Jr.	12-1-12	vs. UCLA - W, 78-69	5-6, 83.3
	Richie Williams	Sr.	11-27-08	vs. W. Carolina - W, 59-58	5-6, 83.3
	D.J. Gay	Fr.	2-16-08	*at Utah - L, 66-72	5-6, 83.3
	Brandon Heath	So.	3-5-05	*at Utah - L, 60-72	5-6, 83.3
	Brandon Heath	Fr.	11-24-03	vs. Ohio State - W, 83-61	5-6, 83.3

## Three-Point Field Goal Percentage, Since 1999-2000 (Min. 5 3FGM)

Rk.	Player	Class	Date	Opponent	3FG Pct.
1.	Al Faux	Jr.	12-30-00	Oklahoma State - W, 87-66	7-8, 87.5
2.	Matt Bradley	Sr.	12-28-22	*vs. Air Force - W, 71-55	6-7, 85.7
	Darrion Trammell	Sr.	11-7-22	vs. Cal State Fullerton - W, 80-57	6-7, 85.7
4.	Jeremy Hemsley	Sr.	12-8-18	at California - L, 89-83	5-6, 83.3
	Max Hoetzel	So.	3-9-17	^vs. Boise State - W, 87-68	5-6, 83.3
	Aqeel Quinn	Sr.	3-12-14	^at UNLV - W, 67-64	5-6, 83.3
	Xavier Thames	Sr.	12-1-13	vs. Marquette - W, 67-59	5-6, 83.3
	Xavier Thames	Jr.	12-1-12	vs. UCLA - W, 78-69	5-6, 83.3
	Richie Williams	Sr.	11-27-08	vs. W. Carolina - W, 59-58	5-6, 83.3
	D.J. Gay	Fr.	2-16-08	*at Utah - L, 66-72	5-6, 83.3
	Brandon Heath	So.	3-5-05	*at Utah - L, 60-72	5-6, 83.3
	Brandon Heath	Fr.	11-24-03	vs. Ohio State - W, 83-61	5-6, 83.3

## Free Throws

Rk.	Player	Class	Date	Opponent	Free Throws
1.	Anthony Watson	Sr.	2-20-86	USIU (SA) - W, 138-93	22

## Free Throws, Since 1999-2000

Rk.	Player	Class	Date	Opponent	Free Throws
1.	Brandon Heath	So.	2-12-05	*UNLV - ot-L, 91-93	17
2.	Jamaal Franklin	So.	3-3-12	*at TCU - ot-W, 98-92	14
	Jamaal Franklin	So.	2-25-12	*Colorado State - W, 74-66	14
4.	Xavier Thames	So.	11-26-11	at UC Santa Barbara - ot-W, 76-75	13
5.	Matt Mitchell	Sr.	12-10-20	at Arizona State - W, 80-68	12
	Devin Watson	Sr.	12-22-18	Brigham Young - W, 90-81	12
	Xavier Thames	Sr.	2-1-14	*Colorado State - W, 65-56	12
	Lorenzo Wade	Sr.	1-21-09	*New Mexico - W, 81-76	12
	Marcus Slaughter	Jr.	1-28-06	*at Wyoming - ot-W, 78-77	12
	Marcus Slaughter	Jr.	1-14-06	*UNLV - W, 83-67	12
	Matt Thomas	Fr.	2-28-05	*Air Force - L, 57-77	12
	Brandon Heath	So.	1-15-05	*at UNLV - W, 81-73	12
	Marcus Slaughter	So.	11-19-04	UC Santa Barbara - ot-L, 72-80	12

## Free Throws Attempted, Since 1999-2000

Rk.	Player	Class	Date	Opponent	Free Throws Att.
1.	Jamaal Franklin	So.	3-3-12	*at TCU - ot-W, 98-92	17
	Brandon Heath	So.	2-12-05	*UNLV - ot-L, 91-93	17
3.	Devin Watson	Sr.	12-22-18	Brigham Young - W, 90-81	16
	Xavier Thames	So.	11-26-11	at UC Santa Barbara - ot-W, 76-75	16
	Marcus Slaughter	Jr.	1-28-06	*at Wyoming - ot-W, 69-64	16
5.	Matt Mitchell	Sr.	12-10-20	at Arizona State - W, 80-68	15
	Winston Shepard	Sr.	11-23-15	East Carolina - W, 79-54	15
	Lorenzo Wade	Sr.	1-21-09	*New Mexico - W, 81-76	15
	Marcus Slaughter	Jr.	12-10-05	Washington State - L, 49-60	15
	Tony Bland	Sr.	3-3-03	*at Colorado State - L, 89-102	15

## Free Throw Percentage (Min. 11 FT)

Rk.	Player	Class	Date	Opponent	FT Pct.
1.	Brandon Heath	So.	2-12-05	*UNLV - ot-L, 91-93	17-17, 100.0
2.	Bernie Finlay	Sr.	2-26-60	Cal State LA - L, 71-98	15-15, 100.0
3.	Xavier Thames	Sr.	2-1-14	*Colorado State - W, 65-56	12-12, 100.0
	Brandon Heath	So.	1-15-05	*at UNLV - W, 81-73	12-12, 100.0
5.	Matt Mitchell	Sr.	1-9-21	*Nevada - W, 69-67	11-11, 100.0
	Lorenzo Wade	Sr.	3-13-09	^vs. Brigham Young - W, 64-62	11-11, 100.0

## Free Throw Percentage, Since 1999-2000 (Min. 10 FT)

Rk.	Player	Class	Date	Opponent	FT Pct.
1.	Brandon Heath	So.	2-12-05	*UNLV - ot-L, 91-93	17-17, 100.0
2.	Xavier Thames	Sr.	2-1-14	*Colorado State - W, 65-56	12-12, 100.0

Brandon Heath	So.	1-15-05	*at UNLV - W, 81-73	12-12, 100.0
4. Matt Mitchell	Sr.	1-9-21	*Nevada - W, 69-67	11-11, 100.0
Lorenzo Wade	Sr.	3-13-09	^vs. Brigham Young - W, 64-62	11-11, 100.0

## Steals

Rk.	Player	Class	Date	Opponent	Steals
1.	Tracy Dildy	Fr.	2-20-86	U.S. International - W, 138-93	9

## Steals, Since 1999-2000

Rk.	Player	Class	Date	Opponent	Steals
1.	Chase Tapley	Jr.	11-13-11	UC Davis - W, 89-74	7
	Deandre Moore	Sr.	2-1-03	*Colorado State - L, 69-72	7
3.	Lamont Butler	Jr.	11-11-22	vs. Brigham Young - W, 82-75	6
	Josh Davis	Sr.	3-13-14	vs. Utah State - W, 73-39	6
	Jamaal Franklin	So.	12-30-11	Redlands - W, 94-43	6
	Richie Williams	So.	1-27-07	*Utah - W, 63-53	6
	Marcelo Correa	Jr.	1-2-00	High Point - W, 74-63	6

## Blocked Shots

Rk.	Player	Class	Date	Opponent	Blocked Shots
1.	Skylar Spencer	Sr.	11-27-15	vs. West Virginia - L, 50-72	7
	Marty Dow	Sr.	2-27-91	U.S. International - W, 123-103	7
	Leonard Allen	Fr.	12-8-81	Cal State LA - W, 99-60	7

## Blocked Shots, Since 1999-2000

Rk.	Player	Class	Date	Opponent	Blocked Shots
1.	Skylar Spencer	Sr.	11-27-15	vs. West Virginia - L, 50-72	7
2.	Nathan Mensah	Jr.	12-22-20	vs. Saint Mary's - W, 74-49	6
	Skylar Spencer	Jr.	2-14-15	*Colorado State - W, 72-63	6
	Skylar Spencer	Jr.	11-14-14	CSUN - W, 79-58	6
	Skylar Spencer	So.	1-5-14	at Kansas - W, 61-57	6
	Malcolm Thomas	Sr.	1-29-11	*Wyoming - W, 96-57	6
	Malcolm Thomas	Sr.	12-1-10	*Saint Mary's - W, 69-55	6
	Malcolm Thomas	Jr.	12-29-09	UC Riverside - W, 58-53	6

## Minutes Played

Rk.	Player	Class	Date	Opponent	Minutes
1.	D.J. Gay	Sr.	3-19-11	+vs. Temple - 2ot-W, 71-64	50
	Myron Epps	So.	1-20-00	*Air Force - 3ot-L, 77-81	50

## Minutes Played, Since 1999-2000

Rk.	Player	Class	Date	Opponent	Minutes
1.	D.J. Gay	Sr.	3-19-11	+vs. Temple - 2ot-W, 71-64	50
	Myron Epps	So.	1-20-00	*Air Force - 3ot-L, 77-81	50
3.	JJ O'Brien	Sr.	11-24-14	vs. Brigham Young - 2ot-W, 92-87	48
4.	Wesley Stokes	Jr.	1-24-04	*at Colorado State - 2ot-L, 82-92	47
5.	Kawhi Leonard	So.	3-19-11	+vs. Temple - 2ot-W, 71-64	46

## Most Points/Two Consecutive Games/Div. I Era

Pl.	Name (Class)	Points	Opponent	Season
1.	Kim Goetz (Sr.)	82	Brigham Young (38), Utah (44)	78-79
2.	Michael Cage (Sr.)	75	at Wyoming (40), Texas-El Paso (35)	83-84
3.	Anthony Watson (Sr.)	72	USIU (54), at Texas-El Paso (18)	85-86
4.	Michael Cage (Sr.)	68	Arizona (31), at Texas (37)	83-84
5.	Brandon Heath (So.)	66	at UNLV (37), Wyoming (29)	04-05
6.	Anthony Watson (Sr.)	65	Hawai'i (11), US International (54)	85-86
	Michael Cage (Sr.)	65	at Colorado State (25), at Wyoming (40)	83-84
8.	Anthony Watson (Sr.)	64	at Hawai'i (34), Wyoming (30)	85-86
9.	Michael Cage (Sr.)	63	at Tulsa (32), Arizona (31)	83-84
10.	Michael Cage (Sr.)	62	at Texas (37), Oral Roberts (25)	83-84

## Most Points/Three Consecutive Games/Div. I Era

Pl.	Name (Class)	Points	Opponent	Season
1.	Michael Cage (Sr.)	100	at CSU (25), at UW (40), UTEP (35)	83-84
	Michael Cage (Sr.)	100	at Tulsa (32), Arizona (31), at Texas (37)	83-84
3.	Anthony Watson (Sr.)	97	USIU (54), at UTEP (18), at UNM (25)	85-86
4.	Anthony Watson (Sr.)	95	at Hawai'i (34), UW (30), at CSU (31)	85-86
5.	Kim Goetz (Sr.)	94	UNM (12), BYU (38), Utah (44)	78-79
6.	Michael Cage (Sr.)	93	Arizona (31), at Texas (37), ORU (25)	83-84
7.	Michael Cage (Sr.)	92	at UW (40), UTEP (35), UNM (17)	83-84

Consecutive Games Started: 112, Michael Cage, 1981-82-83-84 seasons

Consecutive Free Throws Made: 33, Joel Kramer, 1977-78 season

## Key

\* - Conference game. ^ - Conference tournament game. + - NCAA Tournament. ~ - NIT. PG - Peterson Gym. SA - Sports Arena. Number prior to opponent indicates opponent national ranking.

INTRODUCTION

COACHES & STAFF

PLAYERS

2022-23 REVIEW

RECORDS

HISTORY

AZTEC BASKETBALL MEDIA GUIDE

# Top Game Performances



MOUNTAIN WEST-RECORD 16-TIME CONFERENCE CHAMPIONS

## Most 40-Point Games/Career

Player	Years	No.
Kim Goetz	78-79	2
Michael Cage	81-84	1
Will Connelly	75-77	1
Von Jacobsen	69-71	1
Eddie Morris	80-83	1
Anthony Watson	83-86	1

## Most 30-Point Games/Career

Player	Years	No.
Michael Cage	1981-84	8
Anthony Watson	1983-86	7
Kim Goetz	1978-79	5
Brandon Heath	2004-07	5
Tony Ross	1987-89	4
Jamaal Franklin	2011-13	3
Von Jacobsen	1969-71	3
Matt Mitchell	2018-21	2
Xavier Thames	2012-14	2
Carlus Groves	1994	2
Bob Brady	1952-54	2
Jeremy Hemsley	2016-19	1
Jalen McDaniels	2018-19	1
Malachi Flynn	2020	1
Matt Bradley	2022	1

## Most 30-Point Games/Season

Player	Year	No.
Anthony Watson	1986	7
Michael Cage	1984	6
Tony Ross	1987	4
Jamaal Franklin	2012	3
Kim Goetz	1979	3
Xavier Thames	2014	2
Michael Cage	1983	2
Kim Goetz	1978	2
Carlus Groves	1994	2
Brandon Heath	2007	2
Von Jacobsen	1970	2
Matt Mitchell	2021	1
Jalen McDaniels	2019	1
Matt Mitchell	2018, 2021	1
Jeremy Hemsley	2017	1
Malachi Flynn	2020	1
Matt Bradley	2023	1

## Most 20-Rebound Games/Career

Player	Years	No.
Michael Cage	81-84	7
Al Skalecky	66-68	4

## Most 15-Rebound Games/Career

Player	Years	No.
Michael Cage	81-84	24
Kawhi Leonard	10-11	10
Aerick Sanders	01-04	5
Jamaal Franklin	11-13	4
Leon Carter	95-96	4
Marty Dow	90-91	4
Al Skalecky	66-68	4
Nathan Mensah	19-22	1
Jalen McDaniels	18-19	1
Yanni Wetzell	20	1

## Most 20-Rebound Games/Season

Player	Year	No.
Michael Cage	1981	4
Michael Cage	1983	2

## 30-Point Games

- There have been 68 30-point scoring efforts by 37 players in SDSU history.
- Since the start the Division I era (1970-71), there have been 59 30-point games.
- Last 30-point game: Matt Bradley, 30 on Feb. 28, 2022, at Wyoming.

Kareem Anderson (1996)	1
F.3.96 *Hawaii (SA) (W, 103-94)	34

Tony Bland (2002-03)	1
J.29.02 Houston (CA) (W, 78-66)	33

Matt Bradley (2022)	1
F.28.22 *at Wyoming (W, 73-66)	30

Bob Brady (1952-53-54)	2
J.16.54 vs. Pepperdine	32
F.7.53 Occidental (W, 88-72)	31

Evan Burns (2003)	1
F.24.03 *New Mexico (CA) (W, 89-73)	31

Michael Cage (1981-82-83-84)	8
E.6.84 *at Wyoming (ot-L, 73-83)	40
D.20.83 at Texas (W, 91-77)	37
F.9.84 *(7) UTEP (SA) (W, 73-62)	35
D.10.83 at Tulsa (L, 80-91)	32
D.1.82 at Long Beach State (W, 93-80)	32
D.17.83 Arizona (SA) (W, 90-80)	31
M.1.84 *Wyoming (SA) (L, 64-65)	30
D.29.82 Florida State (SA) (W, 89-85)	30

Will Connelly (1975-76-77)	1
D.9.74 (12) Purdue (SA) (L, 87-91)	40

Steve Copp (1973-74-75-76)	1
D.21.73 (13) Kansas State (SA) (W, 88-75)	39

Myron Epps (1999-00-01-02)	1
J.29.00 *at Wyoming (L, 87-93)	32

Bernie Finlay (1958-59-60)	1
F.12.60 *at Long Beach State (L, 72-104)	36

Malachi Flynn (2020)	1
F.29.20 *at Nevada (W, 83-76)	36

Jamaal Franklin (2011-12-13)	3
M.3.12 *at TCU (ot-W, 98-92)	35
F.25.12 *Colorado State (VA) (W, 74-66)	31
N.13.11 UC Davis (VA) (W, 89-74)	31

Brian Frishman (1976)	1
D.20.76 at New Mexico (L, 104-107)	32

Kim Goetz (1978-79)	5
M.3.79 *Utah (SA) (L, 87-100)	44
F.9.79 *Colorado State (SA) (W, 90-83)	42
M.1.79 *Brigham Young (SA) (L, 95-96)	38
F.23.78 *San José State (SA) (W, 81-77)	34
J.26.78 *Cal State Fullerton (SA) (W, 94-69)	31

D.J. Gay (2008-09-10-11)	1
J.15.11 *at New Mexico (W, 87-77)	30

Carlus Groves (1994)	2
F.3.94 *Fresno State (PG) (L, 79-93)	31
F.19.94 *UTEP (PG) (W, 100-85)	30

Brandon Heath (2004-05-06-07)	5
J.15.05 *at UNLV (W, 81-73)	37
F.25.06 *at New Mexico (W, 73-66)	32
F.24.07 (21/22) *Brigham Young (CA) (W, 86-74)	30
F.20.07 *at New Mexico (ot-W, 81-74)	30
D.13.04 at Texas Tech (L, 68-78)	30

Jeremy Hemsley (2016-17-18)	1
J.4.17 *at Nevada (L, 69-72)	30

Randy Holcomb (2001-02)	1
J.8.02 at Texas A&M-CC (W, 82-79)	30

Von Jacobsen (1969-70-71)	3
F.8.69 Chapman (PG) (W, 99-90)	40
D.6.69 Tahoe College (SA) (W, 92-87)	33
F.10.70 vs. CS Fullerton (W, 112-66)	32

Shawn Jamison (1990)	1
F.10.90 U.S. International (SA) (W, 108-97)	37

Jalen McDaniels (2018-19)	1
J.26.19 *UNLV (VA) (W, 94-77)	30

Mitch McMullen (1988-89)	1
F.25.89 U.S. International (SA) (W, 97-82)	31

Chris McMurray (1972)	1
D.21.71 vs. Chapman (W, 99-79)	32

Joe McNaull (1991-92-93)	1
D.20.91 Florida A&M (SA) (W, 94-90)	30

Matt Mitchell (2018-19-20-21)	2
D.18.20 Brigham Young (VA) (L, 62-72)	35
N.20.17 Eastern Illinois (VA) (W, 94-63)	31

Eddie Morris (1980-81-82-83)	1
F.5.80 UNLV (SA) (L, 86-98)	41

Ken Nuen (1969)	1
F.1.69 UC Santa Barbara (PG) (L, 80-93)	33

Tony Pinkins (1955-56-57)	1
F.21.57 *at CS Los Angeles (W, 66-61)	35

Tony Ross (1987-88-89)	4
F.7.87 *Air Force (SA) (L, 77-81)	33
J.3.87 *New Mexico (SA) (L, 84-88)	31
M.3.87 *Hawaii (SA) (W, 93-90)	30
D.27.86 Manhattan (SA) (W, 77-69)	30

Jim Sams (1954-55-56)	1
D.17.54 at Seattle (W, 91-72)	36

Aerick Sanders (2001-02-03-04)	1
D.31.03 Portland (CA) (W, 67-61)	34

Kyle Spain (2006-07-08-09)	1
J.21.09 New Mexico (CA) (W, 81-76)	30

Chase Tapley (2010-11-12-13)	1
D.22.12 vs. San Francisco (W, 80-58)	33

Xavier Thames (2012-13-14)	2
J.25.14 *at Utah State (ot-W, 74-69)	31
M.20.14 #vs. North Dakota State (W, 63-44)	30

Anthony Watson (1983-84-85-86)	7
F.20.86 U.S. International (SA) (W, 138-93)	54
J.23.86 *at Hawaii (L, 80-83)	34
F.6.86 *Brigham Young (SA) (L, 71-81)	32
F.13.86 *at Wyoming (L, 71-89)	31
J.30.86 *at Colorado State (L, 72-75)	31
J.27.86 *Wyoming (SA) (W, 88-82)	30
J.10.86 *at Utah (ot-L, 89-93)	30

Billy White (2008-09-10-11)	1
N.16.10 at (11/12) Gonzaga (W, 79-76)	30

## 15-Rebound Games

- There have been 16 20-rebound performances by seven players in SDSU history and 96 15-rebound games accomplished by 29 players since 1970-71.
- Last 20-rebound game: Kawhi Leonard, 21 on March 13, 2010, at UNLV.

Leonard Allen (1982-83-84-85)	2
F.14.85 Texas-El Paso (SA) (W, 76-63)	18
D.1.84 Morgan State (SA) (W, 128-68)	15

Ryan Amoroso (2008-09)	1
M.14.09 ^Utah (L, 50-52)	15

Fred Branch (1977-78)	1
J.6.77 at Arizona (L, 77-80)	16

Michael Cage (1981-82-83-84)	24
D.29.80 La Salle (SA) (W, 93-67)	26
F.6.84 *at Wyoming (L, 73-83)	21
J.31.83 *Air Force (SA) (W, 71-47)	21
D.4.82 Prairie View A&M (SA) (W, 105-83)	20
F.24.81 Hawaii (SA) (W, 90-77)	20
J.31.81 *at Texas-El Paso (L, 66-81)	20
J.7.81 Navy (SA) (W, 90-77)	20
D.27.83 Oral Roberts (SA) (ot-W, 85-75)	19
J.6.83 Saint Mary's (PG) (W, 80-55)	19
D.1.82 at Long Beach State (W, 93-80)	19
J.5.84 San Diego (SA) (W, 61-47)	18
N.28.83 at Saint Mary's (W, 72-67)	18
N.26.82 San Francisco State (PG) (W, 75-58)	18
F.22.83 CS Long Beach (SA) (W, 91-76)	17
D.13.80 at CS Fullerton (W, 70-64)	17
D.11.80 at Northern Arizona (L, 68-76)	17
J.15.81 *Air Force (SA) (W, 58-43)	16
M.1.84 *Wyoming (SA) (L, 64-65)	15
F.25.84 at Hawaii (L, 55-57)	15
J.21.84 Brigham Young (SA) (W, 79-75)	15
F.24.83 *at Wyoming (L, 56-66)	15
J.22.83 at Hawaii (L, 75-98)	15
D.23.82 at Arizona (L, 44-46)	15
M.7.81 *New Mexico (SA) (W, 92-84)	15

Leon Carter (1995-96)	4
J.18.96 *at Fresno State (L, 67-79)	17
F.29.96 at Colorado State (L, 74-87)	15
F.3.96 Hawaii (SA) (W, 103-94)	15
J.20.96 at Air Force (W, 77-69)	15

Will Connelly (1975-76-77)	2
J.29.76 *Long Beach State (PG) (W, 79-52)	15
D.17.75 Central Michigan (PG) (W, 73-59)	15

Steve Copp (1973-74-75-76)	^1
F.19.76 UC Santa Barbara (PG) (L, 73-76)	15

Marcelo Correa (1997-98-99-00-01)	1
N.24.99 UC Riverside (CA) (W, 73-57)	15

Josh Davis (2014)	3
D.21.13 McNeese State (VA) (W, 65-36)	17
J.1.14 *at Colorado State (W, 71-610)	15
D.5.13 at San Diego (65-64)	15

Marty Dow (1990-91)	4
F.23.91 *at Wyoming (W, 95-83)	16
M.2.91 at Hawaii (L, 58-65)	15
F.3.91 *Wyoming (SA) (W, 87-84)	15
D.8.90 Cal Poly Pomona (PG) (W, 94-78)	15

Jamaal Franklin (2011-13)	4
J.9.13 *at Fresno State (W, 65-62)	18
F.25.12 *Colorado State (VA) (W, 74-66)	16
D.23.12 vs. Indiana State (W, 62-55)	15
D.3.12 Texas Southern (VA) (W, 74-62)	15

Eddy Gordon (1980-81-82-83)	1
D.27.80 at Long Beach State (W, 71-68)	17

Rodney Hawkins (1986-87-88)	2
J.21.88 at Air Force (L, 57-60)	16
D.13.86 Cal State LA (SA) (W, 64-60)	15

Randy Holcomb (2001-02)	1
D.29.01 at Duke (L, 79-92)	



# Top Game Performances



MOUNTAIN WEST-RECORD 16-TIME CONFERENCE CHAMPIONS

J.15.11	*at New Mexico (W, 87-77)	15
M.3.10	*Colorado State (VA) (W, 68-55)	15
F.20.10	*Utah (VA) (W, 68-61)	15
J.5.10	*(15/14) New Mexico (VA) (W, 74-64)	15

<b>Steve Malovic (1978-79)</b>		
E.24.79	*at New Mexico (L, 78-84)	23
F.17.79	at UNLV (W, 94-91)	16

<b>Jalen McDaniels (2018-19)</b>		
D.1.18	at Illinois State (W, 75-65)	15

<b>Chris McMurray (1972-73)</b>		
D.21.71	vs. Chapman (W, 99-79)	23

<b>Joe McNaull (1991-92-93)</b>		
J.25.92	*New Mexico (SA) (L, 61-71)	17
J.28.93	*vs. Air Force (PG) (W, 59-51)	16

<b>Nathan Mensah (2019-20-21)</b>		
D.10.20	at Arizona State (W, 80-68)	15

<b>Gerald Murray (1984-85-87)</b>		
E.26.87	*Brigham Young (SA) (L, 68-85)	17
F.28.87	*Utah (SA) (W, 75-67)	15
J.29.87	U.S. International (SA) (L, 81-87)	15

<b>Aerick Sanders (2001-02-03-04)</b>		
N.25.03	vs. Dayton (L, 71-76)	18
F.21.04	*Wyoming (CA) (W, 74-66)	16
N.26.03	at Chaminade (W, 75-67)	16
J.24.04	*at Colorado State (L, 82-92)	16
N.30.03	Troy State (CA) (L, 84-93)	15

<b>Al Skalecky (1966-67-68)</b>		
1965-66	vs. CSUN	25
1967-68	vs. CSUN	22
1965-66	vs. Cal Poly	22
1967-68	vs. UC Irvine	21

<b>Marcus Slaughter (2004-05)</b>		
J.14.06	*vs. UNLV (W, 83-67)	20
M.9.06	vs. Colorado State (W, 64-52)	19
J.18.06	*at TCU (W, 76-57)	17
D.10.05	Washington State (CA) (L, 49-60)	18
F.8.06	*Air Force (CA) (W, 61-51)	15
N.26.05	Albany (CA) (W, 80-53)	15
J.29.05	*at Air Force (L, 50-62)	15
F.17.04	*at UNLV (L, 65-68)	15

<b>Malcolm Thomas (2010-11)</b>		
J.12.11	*UNLV (VA) (W, 55-49)	16
D.13.10	Cal Poly (VA) (W, 51-45)	15
J.5.10	New Mexico (VA) (W, 74-64)	15

<b>Yanni Wetzell (2020)</b>		
J.18.20	*Nevada (W, 68-55)	16

## 10-Assist Games

• There have been 68 10-assist efforts by 25 players in SDSU history (since 1975-76).

• Last 10-assist game: Malachi Flynn, 10 on Nov. 22, 2019, vs. LIU.

<b>Howard Avery (1979)</b>		
N.28.78	Idaho State (SA) (W, 104-83)	13

<b>William Campbell (1987)</b>		
J.3.87	*New Mexico (SA) (L, 84-88)	10

<b>Dean Decker (1977-78)</b>		
D.30.77	Purdue (SA) (W, 91-84)	14
D.11.76	UNLV (SA) (L, 113-118)	14
J.19.78	UC Irvine (SA) (W, 90-65)	13
F.19.77	*Fresno State (PG) (W, 80-58)	12
E.25.78	*Pacific (SA) (W, 84-69)	11
J.3.77	North Texas State (PG) (L, 100-108)	11
D.2.77	Arizona (SA) (L, 79-80)	10

<b>Mark Delsman (1974-75-76-77)</b>		
D.11.79	(5) UNLV (SA) (L, 113-118)	13

<b>Tracy Dildy (1986-87)</b>		
D.1.86	at UC Santa Barbara (L, 70-87)	11

<b>Mike Dodd (1976-77-78-79)</b>		
D.23.78	Kansas (SA) (W, 81-69)	11
J.28.78	*UC Santa Barbara (SA) (W, 80-56)	11
F.9.79	*Colorado State (SA) (W, 90-83)	10
F.3.79	*at Brigham Young (L, 80-88)	10

<b>Creon Dorsey (1985-86)</b>		
F.12.85	Long Beach State (W, 86-69)	13
F.15.86	*Hawaii (SA) (W, 80-70)	12
D.28.84	TCU (SA) (L, 70-72)	11
J.31.85	*at Brigham Young (W, 77-71)	10

<b>Malachi Flynn (2020)</b>		
N.22.19	LIU (W, 81-64)	10

<b>Tony Gwynn (1978-79-80-81)</b>		
F.5.80	*UNLV (SA) (L, 86-98)	18
M.7.81	*New Mexico (SA) (W, 92-84)	16
J.17.81	UNLV (SA) (L, 77-78)	14
F.14.80	*New Mexico (SA) (W, 76-74)	14
J.8.80	*Hawaii (SA) (L, 76-78)	13
F.3.79	*at Brigham Young (L, 80-88)	13
J.5.80	*Wyoming (SA) (W, 65-57)	12
F.9.80	*at Hawaii (L, 69-79)	11
J.11.80	*at UNLV (L, 86-88)	11
M.1.79	*Brigham Young (SA) (L, 95-96)	11
F.14.81	*Brigham Young (SA) (W, 73-72)	10
D.30.80	DePaul (SA) (L, 69-85)	10
J.19.80	*at New Mexico (L, 72-73)	10
F.10.79	*Wyoming (SA) (W, 79-71)	10
D.29.79	Tennessee (SA) (L, 77-96)	10
D.13.79	Oklahoma State (SA) (W, 104-100)	10

<b>Jason Hamilton (1993)</b>		
F.6.93	*at Fresno State (L, 70-78)	10

<b>Bradley Jackson (2000)</b>		
J.2.00	High Point (CA) (W, 74-63)	11

<b>Raymond King (1996)</b>		
J.2.96	*Colorado State (SA) (W, 87-67)	11

<b>Jeff Konek (1985)</b>		
D.6.83	Long Beach State (SA) (W, 91-76)	10

<b>Ray Leary (1974-75-76)</b>		
J.31.76	*Fresno State (PG) (W, 103-84)	11
J.15.76	at UC Santa Barbara (L, 78-83)	10
D.15.75	at UCLA (L, 86-101)	10

<b>Deandre Moore (2001-02-03)</b>		
M.1.01	^vs. Wyoming (L, 62-69)	11
D.2.00	Sacramento State (CA) (W, 92-69)	11

<b>Chad Nelson (1994-95-96-97)</b>		
J.30.96	CSUN (SA) (W, 80-47)	10

<b>Andre Ross (1984-85)</b>		
D.27.83	Oral Roberts (SA) (W, 85-75)	13

<b>Winston Shepard (2013-14-15-16)</b>		
M.15.16	-IPFW (VA) (W, 79-55)	12

<b>Keith Smith (1982-83)</b>		
D.7.82	Doane College (PG) (W, 100-88)	14
M.12.82	UC Irvine (SA) (NIT) (L, 69-70)	13
M.4.82	*Colorado State (SA) (W, 68-62)	13
J.30.82	*Utah (SA) (W, 75-62)	12
J.9.82	*at Hawaii (L, 63-70)	12
D.12.81	Oregon (SA) (W, 87-74)	12
J.21.82	*at Wyoming (L, 64-77)	11
D.30.81	Temple (SA) (W, 75-64)	11
D.29.81	Baylor (SA) (W, 77-54)	11
F.25.82	*at Utah (W, 74-72)	10
J.28.82	*Brigham Young (SA) (W, 80-66)	10
D.22.81	Long Beach State (SA) (W, 92-84)	10
N.30.81	UC San Diego (PG) (W, 105-70)	10

<b>Virgil Smith (1992)</b>		
N.24.91	Richmond (SA) (L, 68-78)	11
F.13.92	*at Wyoming (L, 66-92)	10

<b>Xavier Thames (2012-13-14)</b>		
D.7.11	at San Diego (W, 74-62)	11

<b>Lorenzo Wade (2007-08)</b>		
M.1.08	*Colorado State (CA) (W, 86-62)	11

<b>Anthony Watson (1983-84-85-86)</b>		
F.16.84	*at Brigham Young (at-L, 92-94)	10

<b>Bryan Williams (1988-89)</b>		
F.12.88	*at New Mexico (L, 85-93)	10

<b>Richie Williams (2006)</b>		
M.3.06	South Dakota State (CA) (W, 88-63)	11

**Key**  
 \* - Conference game. ^ - Conference tournament game. # - NCAA Tournament. ~ - NIT. PG - Peterson Gym. SA - Sports Arena. VA or CA - Viejas Arena (formerly Cox Arena). + - Indicates the individual played at least some portion of his career prior to 1975-76 and the total may be incomplete. Anytime a season is listed as one year, the back half of the season is designated (e.g. 1989-90 is 90).

## Most 10-Assist Games/Career

Player	Years	No.
Tony Gwynn	78-81	16
Keith Smith	82-83	13
Dean Decker	77-78	7
Creon Dorsey	85-86	4
Mike Dodd	76-79	4

## Double-Double Log

Below is the number of double-doubles and number of Aztecs that recorded one since 1975-76.

Season	No.	Pl.
1975-76	30	6
1976-77	24	7
1977-78	17	3
1978-79	20	6
1979-80	19	4
1980-81	16	3
1981-82	22	4
1982-83	23	4
1983-84	30	4
1984-85	14	4
1985-86	10	4
1986-87	16	3
1987-88	11	3
1988-89	16	5
1989-90	10	3
1990-91	15	3
1991-92	13	3
1992-93	10	3
1993-94	7	3
1994-95	7	5
1995-96	6	2
1996-97	2	2
1997-98	13	3
1998-99	4	2
1999-00	7	3
2000-01	8	4
2001-02	15	2
2002-03	5	3
2003-04	15	3
2004-05	11	2
2005-06	21	3
2006-07	8	4
2007-08	5	3
2008-09	8	5
2009-10	21	2
2010-11	36	4
2011-12	17	5
2012-13	16	3
2013-14	12	4
2014-15	5	2
2015-16	13	4
2016-17	6	2
2017-18	13	3
2018-19	13	2
2019-20	6	4
2020-21	3	2
2021-22	4	3
2022-23	7	4

## Double-Doubles (since 1975-76 season)

Pl.	Name	Seasons	No.
1.	Michael Cage	81-82-83-84	61
2.	Kawhi Leonard	10-11	40
3.	Marcus Slaughter	04-05-06	30
4.	Jamaal Franklin	11-12-13	26
5.	Joel Kramer	74-76-77-78	+26
6.	Jalen McDaniels	18-19	20
7.	Randy Holcomb	01-02	19
8.	Joe McNaull	91-92-93	18
9.	Steve Malovic	78-79	17
10.	Marty Dow	90-91	16
11.	Leonard Allen	82-83-84-85	15
12.	Aerick Sanders	01-02-03-04	14
	Eddy Gordon	80-81-82-83	14
	Will Connelly	75-76-77	14
15.	Malcolm Thomas	10-11	13

Pl.	Name (Class)	Season	No.
1.	Kawhi Leonard (So.)	2011	23
	Michael Cage (Sr.)	1984	23
3.	Marcus Slaughter (Jr.)	2006	18
	Michael Cage (Jr.)	1983	18
5.	Kawhi Leonard (Fr.)	2010	17
6.	Randy Holcomb (Sr.)	2002	14
7.	Jamaal Franklin (Jr.)	2013	13
	Marty Dow (Sr.)	1991	13
9.	Jamaal Franklin (So.)	2012	12
	Aerick Sanders (Sr.)	2004	12
11.	Jalen McDaniels (So.)	2019	11
	Gerald Murray (Sr.)	1987	11
13.	Marcus Slaughter	2005	10
	Roy Krusivsky (Sr.)	1998	10
	Keith Smith (Jr.)	1982	10

Michael Cage (So.)	1982	10
Michael Cage (Fr.)	1981	10
Eddy Gordon (So.)	1980	10

**Most Consecutive Double-Doubles - 9**  
 Michael Cage (final game of 1982-83 and the first eight games of 1983-84)

**Most Consecutive Double-Doubles, Season - 8**  
 Michael Cage (twice during 1983-84)

**Three Double-Doubles in the Same Game - 6 times**  
 Most recently: Jan. 26, 2016, at Nevada - W, 57-54 (Trey Kell - 17 pts., 10 rebs., Winston Shepard - 12 pts., 10 rebs.; Zylan Cheatham - 11 pts., 10 rebs.)

**Two Double-Doubles in the Same Game - 53 times since 1979**  
 Most recently: March 21, 2016, vs. Washington (NIT) - W, 93-78 (Winston Shepard - 20 pts., 10 rebs.; Malik Pope - 10 pts., 12 rebs.)

**Triple-Doubles - 1**  
 Winston Shepard vs. IPFW (NIT), March 15, 2016 - 10 pts., 10 rebs., 12 ast.

INTRODUCTION

COACHES & STAFF

PLAYERS

2022-23 REVIEW

RECORDS

HISTORY

AZTEC BASKETBALL MEDIA GUIDE

# Individual Season Records




MOUNTAIN WEST-RECORD 16-TIME CONFERENCE CHAMPIONS



**Michael Cage**



**Anthony Watson**



**Bob Brady**



**Al Skalecky**



**Chris McMurray**



**Tony Gwynn**

San Diego State's all-time season records are listed below. The number beneath Rk., indicates the ranking on the all-time records list since SDSU started playing basketball in 1921 or since the statistic was created unless otherwise noted. Beneath the DI column is the ranking since San Diego State started competing at the Division I level in 1970-71. A complete key can be found on page 106. Current team members are noted in red.

## Points

Rk	DI	Name	Pts.	Yr.
1.	1.	Michael Cage (Sr.)	686	84
2.	2.	Brandon Heath (Sr.)	637	07
3.	3.	Xavier Thames (Sr.)	633	14
4.	4.	Anthony Watson (Sr.)	630	86
5.	5.	Brandon Heath (Jr.)	607	06
6.	-	Bob Brady (Jr.)	585	53
7.	6.	Malachi Flynn (Jr.)	564	20
8.	7.	Jamaal Franklin (Jr.)	560	13
9.	8.	Randy Holcomb (Sr.)	558	02
10.	9.	Jamaal Franklin (So.)	557	12
		Kawhi Leonard (So.)	557	11
12.	11.	Michael Cage (Jr.)	547	83
13.	12.	Anthony Watson (Jr.)	544	85
14.	13.	Devin Watson (Sr.)	543	19
15.	14.	Matt Bradley (Sr.)	542	22
16.	15.	Jalen McDaniels (So.)	541	19
17.	16.	Chase Tapley (Jr.)	537	12
18.	17.	Brandon Heath (So.)	532	05
		Kim Goetz (Sr.)	532	79
20.	-	Tony Pinkins (Sr.)	529	57
21.	-	Bernie Finlay (Sr.)	522	60
		Tony Pinkins (Jr.)	522	56
23.	18.	Shawn Jamison (Jr.)	520	90
		Steve Copp (Sr.)	520	76
25.	19.	Tony Bland (Jr.)	519	02
26.	20.	Mohamed Abukar (Sr.)	505	07
27.	21.	Kyle Spain (Sr.)	504	09
28.	22.	Marcus Slaughter (Jr.)	494	06
		Al Faux (Sr.)	494	02
		Marty Dow (Sr.)	494	91

## Scoring Average

Rk	DI	Name (Class)	PPG	Yr.
1.	1.	Michael Cage (Sr.)	24.5	84
2.	2.	Anthony Watson (Sr.)	22.5	86
3.	-	Bob Brady (Jr.)	20.9	53
4.	3.	Kim Goetz (Sr.)	20.5	79
5.	-	Bernie Finlay (Sr.)	20.1	60
6.	-	Tony Pinkins (Sr.)	19.6	57
7.	4.	Michael Cage (Jr.)	19.5	83
8.	5.	Brandon Heath (Sr.)	19.3	07
9.	-	Bob Brady (Sr.)	18.7	54
10.	6.	Brandon Heath (Jr.)	18.4	06
		Von Jacobsen (So.)	18.4	69
12.	7.	Brandon Heath (So.)	18.34	05
13.	8.	Carlus Groves (Sr.)	18.27	94
14.	-	Tony Pinkins (Jr.)	18.0	56
15.	9.	Steve Copp (Sr.)	17.9	76
16.	10.	Marcus Slaughter (So.)	17.8	05
17.	11.	Will Connelly (Jr.)	17.7	75
18.	12.	Malachi Flynn (Jr.)	17.63	20
19.	13.	Jason Richey (Jr.)	17.6	97
20.	14.	Xavier Thames (Sr.)	17.58	14
21.	15.	Anthony Watson (Jr.)	17.5	85
22.	16.	Steve Malovic (Sr.)	17.44	79
23.	17.	Jamaal Franklin (So.)	17.41	12
24.	18.	Jason Richey (Sr.)	17.36	98
25.	19.	Zach Jones (Jr.)	17.1	81
26.	20.	Al Faux (Sr.)	17.0	02

27.		Marty Dow (Sr.)	17.0	91
28.	21.	Jamaal Franklin (Jr.)	16.97	13
29.	22.	Matt Bradley (Sr.)	16.94	22
30.	23.	Randy Holcomb (Sr.)	16.91	02

## Rebounds

Rk	DI	Name (Class)	Rebs.	Yr.
1.	-	Al Skalecky (Jr.)	394	67
2.	1.	Kawhi Leonard (So.)	380	11
3.	-	Al Skalecky (So.)	356	66
4.	2.	Michael Cage (Fr.)	355	81
5.	3.	Michael Cage (Jr.)	354	83
6.	4.	Michael Cage (Sr.)	352	84
7.	5.	Chris McMurray (Jr.)	350	72
8.	-	Tony Pinkins (Jr.)	346	56
9.	6.	Josh Davis (Sr.)	342	14
10.	-	Al Skalecky (Sr.)	340	68
11.	7.	Kawhi Leonard (Fr.)	336	10
12.	8.	Marcus Slaughter (Jr.)	329	06
13.	9.	Jamaal Franklin (Jr.)	312	13
14.	10.	Malcolm Thomas (Sr.)	301	11
15.	11.	Randy Holcomb (Sr.)	296	02
16.	12.	Aerick Sanders (Sr.)	295	04
17.	13.	Jalen McDaniels (So.)	281	19
18.	-	Eric Martensen (Jr.)	278	69
19.	-	Larry Meek (So.)	277	63
20.	14.	Marty Dow (Sr.)	274	91
21.	15.	Steve Malovic (Sr.)	265	79
22.	16.	Malcolm Thomas (Jr.)	260	10
23.	17.	Will Connelly (Jr.)	258	76
24.	18.	Joel Kramer (Jr.)	257	77
25.	19.	Michael Cage (So.)	256	82
26.	20.	Joel Kramer (Sr.)	255	78
27.	21.	Jamaal Franklin (So.)	252	12
		Leonard Allen (Sr.)	252	85
29.	23.	Jalen McDaniels (Fr.)	248	18
		Steve Copp (Sr.)	248	76
		Will Connelly (So.)	248	75

## Rebound Average

Rk	DI	Name (Class)	RPG	Yr.
1.	-	Al Skalecky (So.)	13.7	66
2.	-	Al Skalecky (Jr.)	13.6	67
3.	1.	Michael Cage (Fr.)	13.1	81
4.	2.	Michael Cage (Jr.)	12.64	83
5.	-	Al Skalecky (Sr.)	12.59	68
6.	3.	Michael Cage (Sr.)	12.57	84
7.	4.	Chris McMurray (Jr.)	12.50	72
8.	-	Tony Pinkins (Jr.)	11.9	56
9.	5.	Marcus Slaughter (Jr.)	11.0	06
10.	-	Larry Meek (Sr.)	10.68	65
11.	-	Larry Meek (So.)	10.654	63
12.	6.	Kawhi Leonard (So.)	10.56	11
13.	7.	Chris McMurray (Sr.)	10.1	73
14.	8.	Josh Davis (Sr.)	10.06	14
15.	9.	Kawhi Leonard (Fr.)	9.9	10
16.	10.	Aerick Sanders (Sr.)	9.83	04
17.	11.	Steve Malovic (Sr.)	9.81	79
18.	12.	Jamaal Franklin (Jr.)	9.45	13
19.	13.	Marty Dow (Sr.)	9.4	91
20.	14.	Will Connelly (So.)	9.19	75

21.	15.	Joel Kramer (Jr.)	9.18	77
22.	16.	Steve Copp (Jr.)	9.15	75
23.	17.	Joel Kramer (Sr.)	9.11	78
24.	18.	Randy Holcomb (Sr.)	8.97	02
25.	19.	Marcus Slaughter (So.)	8.96	05
26.	20.	Will Connelly (Jr.)	8.90	76
27.	21.	Eddy Gordon (Fr.)	8.85	80
28.	22.	Michael Cage (So.)	8.83	82
29.	23.	Gary Schneider (Sr.)	8.80	71
30.	24.	Larry Jones (Jr.)	8.7	72
31.	25.	Steve Copp (Sr.)	8.6	76

## Assists

<i>in existence since 1972-73 season</i>				
Rk	Name (Class)	Assts.	Yr.	
1.	Tony Gwynn (Jr.)	221	80	
2.	Keith Smith (Jr.)	212	82	
3.	Dean Decker (Sr.)	176	78	
4.	Wesley Stokes (Sr.)	175	04	
5.	Creon Dorsey (Jr.)	171	85	
6.	Tony Gwynn (Sr.)	164	81	
7.	Malachi Flynn (Jr.)	163	20	
	Ray Leary (Sr.)	163	76	
9.	Tony Gwynn (So.)	153	79	
10.	Richie Williams (So.)	151	07	
11.	Raymond King (Fr.)	150	96	
12.	Bryan Williams (Jr.)	148	88	
13.	Devin Watson (Sr.)	142	19	
14.	Arthur Massey (Sr.)	139	91	
15.	Keith Smith (Sr.)	137	83	
16.	Jeff Kanek (Jr.)	132	84	
17.	Dean Decker (Jr.)	131	77	
18.	Xavier Thames (So.)	128	12	
19.	Richie Williams (Fr.)	127	06	
20.	<b>Lamont Butler (Jr.)</b>	<b>126</b>	<b>23</b>	
	Richie Williams (Sr.)	126	09	
22.	Michael Best (Sr.)	125	90	
23.	Devin Watson (Jr.)	124	18	
	Deandre Moore (So.)	124	03	
25.	Deandre Moore (Sr.)	122	01	
	Chad Nelson (Jr.)	122	96	

## Assist Average

<i>in existence since 1972-73 season</i>				
Rk	Name (Class)	APG	Yr.	
1.	Tony Gwynn (Jr.)	8.2	80	
2.	Keith Smith (Jr.)	7.3	82	
3.	Tony Gwynn (Sr.)	6.31	81	
4.	Dean Decker (Sr.)	6.28	78	
5.	Wesley Stokes (Jr.)	5.8	04	
6.	Bryan Williams (Jr.)	5.8	88	
7.	Keith Smith (Sr.)	5.71	83	
8.	Tony Gwynn (So.)	5.67	79	
9.	Ray Leary (Sr.)	5.6	76	
10.	Creon Dorsey (Jr.)	5.5	85	

## Field Goals

Rk	DI	Name (Class)	FG	Yr.
1.	1.	Michael Cage (Sr.)	250	84

2.	2.	Anthony Watson (Sr.)	246	86
3.	3.	Kim Goetz (Sr.)	229	79
4.	4.	Brandon Heath (Sr.)	225	07
5.	5.	Anthony Watson (Jr.)	222	85
6.	6.	Randy Holcomb (Sr.)	220	02
7.	7.	Jalen McDaniels (So.)	212	19
8.	8.	Kawhi Leonard (So.)	211	11
9.	9.	Marty Dow (Sr.)	207	91
		Steve Copp (Sr.)	207	76
11.	11.	Kim Goetz (Jr.)	206	78
12.	12.	Brandon Heath (Jr.)	204	06
13.	13.	Shawn Jamison (Jr.)	203	90
14.	14.	Chase Tapley (Jr.)	200	12
		Aerick Sanders (Sr.)	200	04
16.	16.	Will Connelly (So.)	196	75
17.	17.	Steve Malovic (Sr.)	192	79
18.	18.	Michael Cage (Jr.)	191	83
19.	19.	Xavier Thames (Sr.)	188	14
20.	20.	Will Connelly (Jr.)	187	76
21.	21.	Matt Bradley (Sr.)	186	22
22.	22.	Mohamed Abukar (Sr.)	185	07
23.	23.	Tony Bland (Jr.)	185	02
24.	24.	Malachi Flynn (Jr.)	184	20
25.	25.	Zach Jones (Jr.)	183	81

## Field Goal Attempts

DI	Name (Class)	FGA	Yr.
1.	Brandon Heath (Sr.)	534	07
2.	Anthony Watson (Sr.)	520	86
3.	Brandon Heath (Jr.)	481	06
4.	Kawhi Leonard (So.)	475	11
	Anthony Watson (Jr.)	475	85
6.	Xavier Thames (Sr.)	457	14
7.	Jalen McDaniels (So.)	455	19
8.	Kim Goetz (Sr.)	451	79
9.	Michael Cage (Sr.)	445	84
10.	Chase Tapley (Jr.)	440	12
11.	Brandon Heath (So.)	432	05
12.	Matt Bradley (Sr.)	430	23
13.	Chris McMurray (Jr.)	428	72
14.	Randy Holcomb (Sr.)	426	02
15.	Matt Bradley (Sr.)	425	22
16.	Devin Watson (Sr.)	421	19
17.	Malachi Flynn (Jr.)	417	20
	Steve Copp (Sr.)	417	76
19.	Tony Bland (Jr.)	416	02
20.	Jimmy Harris (Sr.)	413	72
21.	Will Connelly (Jr.)	410	75
22.	Jamaal Franklin (Jr.)	409	13
23.	Kim Goetz (Jr.)	401	78
24.	Jamaal Franklin (So.)	400	12
25.	Will Connelly (Jr.)	397	76

## Field Goal Percentage

<i>min. 5 FGA per game</i>				
Rk	DI	Name (Class)	Pct.	Yr.
1.	-	Danny Newport (Fr.)	79.9	54
2.	1.	Billy White (So.)	66.3	09
3.	2.	Billy White (Fr.)	61.5	08
4.	3.	Leon Carter (Sr.)	60.5	96
5.	4.	Leonard Allen (Sr.)	60.1	85



# Individual Season Records



MOUNTAIN WEST-RECORD 16-TIME CONFERENCE CHAMPIONS



**Danny Newport**

6.	5.	Kevin Betts (Sr.)	59.8	98
7.	6.	Jerome Habel (Jr.)	59.6	07
8.	7.	Yanni Wetzell (Sr.)	59.2	20
9.	8.	Jalen McDaniels (Fr.)	58.6	18
10.	9.	Billy White (Jr.)	58.3	10
11.	10.	Mitch McMullen (Sr.)	58.0	89
12.	11.	Joe McNaull (So.)	57.9	92
13.	12.	Nathan Mensah (Jr.)	57.8	21
14.	13.	Von Jacobsen (Sr.)	57.3	71
15.	14.	Marty Dow (Sr.)	57.2	91
16.	15.	Michael Cage (Jr.)	57.0	83
17.	16.	Kevin Betts (Jr.)	56.9	97
18.	17.	Shawn Jamison (Jr.)	56.23	90
19.	18.	Leonard Allen (So.)	56.20	83
20.	19.	Billy White (Sr.)	56.18	11
		Michael Cage (Sr.)	56.18	84
22.	21.	Steve Malovic (Jr.)	56.0	78
23.	22.	Michael Kennedy (Sr.)	55.93	85
24.	23.	Leonard Allen (Jr.)	55.88	84
25.	24.	Roy Kruswyk (Sr.)	55.84	98
26.	25.	Michael Cage (Fr.)	55.83	81

## Three-Point Field Goals

*in existence since 1986-87 season*

Rk	Name (Class)	3FGs	Yr.
1.	Tony Ross (Fr.)	104	87
2.	Tony Ross (So.)	100	88
3.	Brandon Heath (Jr.)	98	06
4.	Devin Watson (Sr.)	89	19
5.	Brandon Heath (Sr.)	87	07
6.	Jordan Schakel (Sr.)	83	21
7.	John Sharper (Sr.)	79	06
8.	Chase Tapley (Jr.)	77	12
9.	Malachi Flynn (Jr.)	76	20
10.	D.J. Gay (Sr.)	73	11
11.	Jason Richey (Sr.)	72	98
12.	Jordan Schakel (Jr.)	71	20
	Trey Kell (So.)	71	16
14.	Chase Tapley (Sr.)	70	13
15.	Kyle Spain (Sr.)	67	09
16.	Al Faux (Sr.)	66	02
	Tony Ross (Jr.)	66	89
18.	Jason Richey (Jr.)	64	97
19.	Xavier Thames (Sr.)	61	14
	D.J. Gay (Jr.)	61	10
21.	Matt Bradley (Sr.)	57	23
	Matt Bradley (Sr.)	57	22
23.	Jeremy Hensley (So.)	56	17
	Michael Best (Sr.)	56	90
25.	Josko Visnjic (Jr.)	55	98

## Three-Point Field Goal Atts.

*in existence since 1986-87 season*

Rk	Name (Class)	3FGA	Yr.
1.	Brandon Heath (Sr.)	247	07
2.	Brandon Heath (Jr.)	240	06
3.	Devin Watson (Sr.)	233	19
4.	Tony Ross (Fr.)	223	87
5.	Tony Ross (So.)	213	88
6.	Malachi Flynn (Jr.)	204	20
	D.J. Gay (Sr.)	204	11
8.	Jason Richey (Sr.)	202	98
9.	John Sharper (Sr.)	188	06
10.	Chase Tapley (Sr.)	186	13



**Leon Carter**

11.	Trey Kell (So.)	185	16
12.	Jordan Schakel (Sr.)	180	21
13.	Josko Visnjic (Jr.)	179	98
	Jason Richey (Jr.)	179	97
15.	Chase Tapley (Jr.)	178	12
16.	Michael Best (Sr.)	173	90
17.	Kyle Spain (Sr.)	171	09
18.	Xavier Thames (Sr.)	164	14
19.	Jordan Schakel (Jr.)	163	20
20.	Al Faux (Sr.)	161	02
21.	Matt Bradley (Sr.)	160	23
	D.J. Gay (Jr.)	160	10
	Brandon Heath (Fr.)	160	04
24.	Darrion Trammell (Sr.)	159	23
25.	Jamaal Franklin (So.)	157	12


## Three-Point FG Percentage

*min. 20 3FGs; in existence since 1986-87 season*

Rk	Name (Class)	Pct.	Yr.
1.	Jason Hamilton (Fr.)	50.0	93
2.	Tony Ross (So.)	46.9	88
3.	Chad Nelson (Fr.)	46.7	94
4.	Tony Ross (Fr.)	46.6	87
5.	Jordan Schakel (Sr.)	46.1	21
6.	Richie Williams (So.)	45.8	07
7.	Adam Seiko (Sr.)	45.7	23
8.	Jordan Schakel (Jr.)	43.6	20
9.	James Rahon (So.)	43.4	11
10.	Chase Tapley (Jr.)	43.3	12
11.	Tony Ross (Jr.)	43.1	89
12.	Michael Best (Jr.)	42.9	89
13.	Al Faux (Jr.)	42.1	01
14.	John Sharper (Sr.)	42.0	06
15.	Jordan Schakel (So.)	41.5	19
16.	Al Faux (Sr.)	41.0	02
17.	Brady Trenkle (So.)	40.84	97
18.	Brandon Heath (Jr.)	40.83	06
19.	Adam Seiko (Sr.)	40.43	22
20.	Steve Sir (Fr.)	40.4	03
21.	Terrell Gomez (Sr.)	40.2	21
22.	Matt Bradley (Sr.)	40.1	22
23.	John Sharper (So.)	40.0	04
24.	Matt Mitchell (Jr.)	39.3	20
25.	Chad Baker-Mazara (So.)	39.28	22

## Free Throws

Rk	DI	Name (Class)	FT	Yr.
1.	-	Bob Brady (Jr.)	213	53
2.	1.	Xavier Thames (Sr.)	196	14
3.	2.	Marcus Slaughter (Jr.)	192	06
4.	3.	Michael Cage (Sr.)	186	84
	-	Bernie Finlay (Sr.)	186	60
6.	4.	Jamaal Franklin (Jr.)	180	13
7.	-	Tony Pinkins (So.)	170	55
8.	5.	Michael Cage (Jr.)	165	83
	-	Tony Pinkins (Sr.)	165	57
10.	6.	Jamaal Franklin (So.)	160	12
11.	-	Tony Pinkins (Jr.)	150	56
12.	-	Bob Brady (Sr.)	145	54
13.	7.	Chad Nelson (Sr.)	142	97
14.	8.	Marcus Slaughter (So.)	141	05
15.	9.	Anthony Watson (Sr.)	138	86
16.	10.	Winston Shepard (Sr.)	137	16
		Kyle Spain (Sr.)	137	09



**Tony Ross**

19.	13.	Leonard Allen (Sr.)	137	85
		Brandon Heath (So.)	132	05
20.	14.	John Martens (Sr.)	130	86
21.	15.	Matt Mitchell (Sr.)	123	21
22.	16.	Jason Richey (Jr.)	122	97
		Chad Nelson (So.)	122	95
24.	18.	Malachi Flynn (Jr.)	120	20
		Tony Bland (Jr.)	120	02
		Devin Watson (Sr.)	118	19

## Free Throw Attempts

DI	Name (Class)	FTA	Yr.
1.	Marcus Slaughter (Jr.)	252	06
2.	Michael Cage (Sr.)	251	84
3.	Xavier Thames (Sr.)	235	14
4.	Shawn Jamison (Jr.)	232	90
5.	Jamaal Franklin (Jr.)	229	13
6.	Michael Cage (Jr.)	221	83
7.	Leonard Allen (Sr.)	204	85
8.	Winston Shepard (So.)	202	14
	Marcus Slaughter (So.)	202	05
10.	Jamaal Franklin (So.)	200	12
11.	Winston Shepard (Sr.)	194	16
12.	John Martens (Sr.)	183	86
13.	Anthony Watson (Sr.)	182	86
14.	Mitch McMullen (Jr.)	181	88
15.	Mitch McMullen (Sr.)	175	89
16.	Lorenzo Wade (Jr.)	173	08
17.	Myron Epps (So.)	172	00
18.	Tony Bland (Sr.)	171	03
19.	Tony Bland (Jr.)	169	04
20.	Malcolm Thomas (Jr.)	167	10
	Randy Holcomb (Sr.)	167	02
22.	Chad Nelson (Sr.)	166	97
23.	Kyle Spain (Sr.)	164	09
24.	Mike Mackell (Sr.)	164	03
25.	Malcolm Thomas (Sr.)	162	11

## Free Throw Percentage

*min. 3 FTA per game*

Rk	DI	Name (Class)	Pct.	Yr.
1.	1.	Kim Goetz (Sr.)	90.2	79
2.	2.	Matt Mitchell (Jr.)	87.3	20
3.	3.	Jason Richey (Sr.)	85.7	98
4.	4.	Malachi Flynn (Jr.)	85.7	20
5.	5.	Chad Nelson (Sr.)	85.5	97
6.	6.	Gary Schneider (Sr.)	85.2	71
7.	7.	Brandon Heath (Jr.)	84.9	06
8.	8.	Steve Malovic (Sr.)	83.7	79
9.	9.	Kyle Spain (Sr.)	83.5	09
10.	10.	Xavier Thames (Sr.)	83.4	14
11.	-	Mike Spilger (Sr.)	83.3	70
	-	Bob Brady (Sr.)	83.3	54
13.	11.	Mohamed Abukar (Sr.)	82.9	07
14.	12.	Xavier Thames (So.)	82.8	12
15.	-	Bernie Finlay (So.)	82.6	59
16.	13.	Brandon Heath (So.)	82.0	05
17.	14.	Courtie Miller (Jr.)	81.7	93
18.	15.	Mark Delsman (Sr.)	81.3	77
19.	16.	Courtie Miller (Sr.)	81.1	94
		Steve Malovic (Jr.)	81.1	78
21.	18.	Matt Mitchell (Sr.)	80.9	21
22.	19.	Jamaal Franklin (So.)	80.0	12
		Kyle Spain (Jr.)	80.0	08



**Kim Goetz**



**Jason Richey**

24.	21.	Chad Nelson (Jr.)	79.8	96
25.	22.	Tony Gwynn (Jr.)	79.0	80

## Blocks

*in existence since 1978-79 season*

Rk	Name (Class)	Blks.	Yr.
1.	Skylar Spencer (Jr.)	91	15
2.	Skylar Spencer (So.)	89	14
3.	Leonard Allen (Sr.)	82	85
4.	Malcolm Thomas (Sr.)	75	11
5.	Skylar Spencer (Sr.)	72	16
6.	Nathan Mensah (Sr.)	71	22
7.	Nathan Mensah (Sr.)	64	23
8.	Valentine Izundu (Sr.)	53	17
10.	Malcolm Thomas (Jr.)	52	10
	Skylar Spencer (Fr.)	51	13

## Steals

*in existence since 1978-79 season*

Rk	Name (Class)	Stls.	Yr.
1.	Richie Williams (Sr.)	77	09
2.	Anthony Watson (Jr.)	74	85
3.	Richie Williams (So.)	69	07
4.	Matt Watts (Sr.)	65	99
	Michael Best (Sr.)	65	90
6.	Brandon Heath (Sr.)	64	02
7.	Brandon Heath (So.)	63	05
	Raymond King (Fr.)	63	96
	Creon Dorsey (Jr.)	63	85
10.	Lorenzo Wade (So.)	62	07

## Minutes Played

*since 1978-79 season*

Rk	Name (Class)	Min.	Yr.
1.	D.J. Gay (Sr.)	1,302	11
2.	Brandon Heath (Sr.)	1,217	07
3.	JJ O'Brien (Sr.)	1,183	15
4.	D.J. Gay (Jr.)	1,175	10
5.	Kawhi Leonard (So.)	1,172	11
6.	Brandon Heath (Jr.)	1,164	06
7.	Chase Tapley (Jr.)	1,157	12
8.	Devin Watson (Sr.)	1,155	19
9.	Tony Bland (Jr.)	1,140	02
10.	Malcolm Thomas (Sr.)	1,126	11
11.	Xavier Thames (Sr.)	1,126	14
12.	Richie Williams (So.)	1,123	07
13.	Jamaal Franklin (Jr.)	1,091	13
14.	Richie Williams (Sr.)	1,090	09
15.	Michael Cage (Sr.)	1,085	84
16.	Trey Kell (So.)	1,084	16
17.	Shawn Jamison (Jr.)	1,082	90
18.	Michael Cage (So.)	1,076	82
19.	Malachi Flynn (Jr.)	1,072	20
20.	Michael Cage (Jr.)	1,070	83
21.	Winston Shepard (Sr.)	1,067	16
	Randy Holcomb (Sr.)	1,067	02
23.	Kawhi Leonard (Fr.)	1,064	10
24.	Malcolm Thomas (Sr.)	1,063	10
25.	Mohamed Abukar (Sr.)	1,061	07

INTRODUCTION  
COACHES & STAFF  
PLAYERS  
2022-23 REVIEW  
RECORDS  
HISTORY  
AZTEC BASKETBALL MEDIA GUIDE

# Individual Season Records



MOUNTAIN WEST-RECORD 16-TIME CONFERENCE CHAMPIONS



**Leonard Allen**

**Tony Bland**

**Aerick Sanders**

**Randy Holcomb**

**Steve Copp**

**Steve Malovic**

## Efficiency Points

since 1978-79 season

Rk	Name (Class)	Pts.	Yr.
1.	Michael Cage (Sr.)	820	84
2.	Kawhi Leonard (So.)	725	11
3.	Michael Cage (Jr.)	717	83
4.	Jamaal Franklin (Jr.)	659	13
5.	Marcus Slaughter (Jr.)	643	06
6.	Aerick Sanders (Sr.)	634	04
7.	Malcolm Thomas (Sr.)	628	11
8.	Steve Malovic (Sr.)	620	79
9.	Malachi Flynn (Sr.)	619	20
10.	Kawhi Leonard (Fr.)	597	10
11.	Jalen McDaniels (So.)	589	19
	Marty Dow (Sr.)	589	91
13.	Randy Holcomb (Sr.)	584	02
14.	Leonard Allen (Sr.)	584	85
15.	Xavier Thames (Sr.)	558	14
16.	Jamaal Franklin (So.)	545	12
17.	Michael Cage (Fr.)	537	81
18.	Anthony Watson (Sr.)	527	86
19.	Malcolm Thomas (Jr.)	525	10
20.	Jalen McDaniels (Fr.)	519	18
21.	Chase Tapley (Jr.)	517	12
22.	Leon Carter (Sr.)	504	96
23.	Brandon Heath (Sr.)	503	07
24.	Rodney Hawkins (Sr.)	503	98
25.	Marcus Slaughter (So.)	492	05

## Efficiency Average

since 1978-79 season

Rk	Name (Class)	EPG	Yr.
1.	Michael Cage (Sr.)	29.29	84
2.	Michael Cage (Jr.)	25.61	83
3.	Steve Malovic (Sr.)	22.96	79
4.	Jaedon LeDee (Sr.)	22.59	23
5.	Marcus Slaughter (Jr.)	21.43	06
6.	Aerick Sanders (Sr.)	21.13	04
7.	Nathan Mensah (Sr.)	21.06	23
8.	Marty Dow (Sr.)	20.31	91
9.	Kawhi Leonard (So.)	20.14	11
10.	Jamaal Franklin (Jr.)	19.97	13
11.	Michael Cage (Fr.)	19.89	81
12.	Malachi Flynn (Jr.)	19.34	20
13.	Leonard Allen (Sr.)	18.84	85
14.	Anthony Watson (Sr.)	18.82	86
15.	Kim Goetz (Sr.)	18.23	79
16.	Marcus Slaughter (So.)	18.22	05
17.	Keshad Johnson (Sr.)	17.99	23
18.	Randy Holcomb (Sr.)	17.70	02
19.	Kawhi Leonard (Fr.)	17.55	10
20.	Leon Carter (Sr.)	17.38	96
21.	Rodney Hawkins (Sr.)	17.34	88
22.	Jalen McDaniels (So.)	17.32	19
23.	Lamont Butler (Jr.)	17.28	23
24.	Aguek Arop (Sr.)	17.05	23
25.	Jamaal Franklin (So.)	17.03	12

## Pts.-Rebs.-Assists (PRA)

since 1972-73 season

Rk	Name (Class)	PRA	Yr.
1.	Michael Cage (Sr.)	1,050	84
2.	Kawhi Leonard (So.)	1,028	11
3.	Jamaal Franklin (Jr.)	981	13

4.	Michael Cage (Jr.)	932	83
5.	Randy Holcomb (Sr.)	911	02
6.	Jalen McDaniels (So.)	894	19
7.	Brandon Heath (Sr.)	884	07
8.	Marcus Slaughter (Jr.)	879	06
9.	Malachi Flynn (Jr.)	870	20
10.	Anthony Watson (Sr.)	868	86
11.	Jamaal Franklin (So.)	856	12
12.	Xavier Thames (Sr.)	853	14
13.	Kawhi Leonard (Fr.)	834	10
14.	Brandon Heath (Jr.)	832	06
	Steve Copp (Sr.)	832	76
16.	Aerick Sanders (Sr.)	808	04
17.	Malcolm Thomas (Sr.)	807	11
18.	Matt Bradley (Sr.)	801	22
19.	Steve Malovic (Sr.)	793	79
20.	Devin Watson (Sr.)	791	19
21.	Marty Dow (Sr.)	786	91
22.	Will Connelly (Jr.)	771	76
23.	Winston Shepard (Sr.)	768	16
24.	Tony Bland (Jr.)	762	02
25.	Chase Tapley (Jr.)	760	12

## PRA Average

since 1972-73 season

Rk	Name (Class)	PRA/G	Yr.
1.	Michael Cage (Sr.)	37.50	84
2.	Michael Cage (Jr.)	33.29	83
3.	Anthony Watson (Sr.)	31.00	86
4.	Jamaal Franklin (Jr.)	29.73	13
5.	Steve Malovic (Sr.)	29.37	79
6.	Marcus Slaughter (Jr.)	29.30	06
7.	Steve Copp (Sr.)	28.69	76
8.	Chris McMurray (Jr.)	28.64	72
9.	Kawhi Leonard (So.)	28.56	11
10.	Marcus Slaughter (So.)	28.04	05
11.	Randy Holcomb (Sr.)	27.61	02
12.	Will Connelly (So.)	27.52	75
13.	Malachi Flynn (Jr.)	27.19	20
14.	Marty Dow (Sr.)	27.10	91
15.	Aerick Sanders (Sr.)	26.93	04
16.	Brandon Heath (Sr.)	26.78	07
17.	Kim Goetz (Sr.)	26.77	79
18.	Jamaal Franklin (So.)	26.75	12
19.	Will Connelly (Jr.)	26.59	76
20.	Jalen McDaniels	26.29	19
21.	Carlos Groves (Sr.)	25.95	94
22.	Brandon Heath (So.)	25.52	05
23.	Jason Richey (Jr.)	25.48	97
24.	Brandon Heath (Jr.)	25.21	06
25.	Steve Copp (Jr.)	25.11	75

## Victories

DI	Name (Class)	Wins	Yr.
1.	Brian Carlwell (Sr.)	34	11
	D.J. Gay (Sr.)	34	11
	James Rahon (So.)	34	11
	Malcolm Thomas (Sr.)	34	11
5.	Kawhi Leonard (So.)	33	11
	Billy White (Sr.)	33	11
7.	Matt Bradley (Sr.)	32	23
	Lamont Butler (Sr.)	32	23
	Keshad Johnson (Sr.)	32	23
	Jaedon LeDee (Sr.)	32	23

## Nathan Mensah (Sr.)

32	23
<b>Micah Parrish (Jr.)</b>	<b>32</b> <b>23</b>
7. Aguek Arop (Sr.)	31 23
<b>Darion Trammell (Sr.)</b>	<b>31</b> <b>23</b>
Matt Shrigley (Fr.)	31 14
Skylar Spencer (So.)	31 14
Xavier Thames (Sr.)	31 14
Chase Tapley (So.)	31 11
11. Adam Seiko (Sr.)	30 23
KJ Feagin (Sr.)	30 20
Malachi Flynn (Jr.)	30 20
Matt Mitchell (Jr.)	30 20
Trey Pulliam (Jr.)	30 20
Jordan Schakel (Jr.)	30 20
Yanni Wetzell (Sr.)	30 20
Josh Davis (Sr.)	30 14
JJ O'Brien (So.)	30 14
Winston Shepard (So.)	30 14
20. Dwayne Polee II (Jr.)	29 14
Aguek Quinn (Jr.)	29 14
22. Dakarai Allen (Jr.)	28 16
Angelo Chol (Sr.)	28 16
Zylan Cheatham (Fr.)	28 16
Trey Kell (So.)	28 16
Malik Pope (So.)	28 16
Skylar Spencer (Sr.)	28 16
Tim Shelton (Jr.)	28 11
29. Adam Seiko (So.)	27 20
Jeremy Hemsley (Fr.)	27 16
Winston Shepard (Sr.)	27 16
JJ O'Brien (Sr.)	27 16
Winston Shepard (Jr.)	27 16
Skylar Spencer (Jr.)	27 16

28.	Josh Davis (Sr.)	4.1	14
29.	Jalen McDaniels (So.)	4.0	19
	Winston Shepard (Sr.)	4.0	16
31.	Matt Mitchell (Sr.)	3.9	21
	Trey Kell (So.)	3.9	16
	Lorreno Wade (Jr.)	3.9	08
	Kevin Betts (Sr.)	3.9	98

## Win Shares

since 1995-96 season

Rk	Name (Class)	Win Shares	Yr.
1.	Xavier Thames (Sr.)	7.5	14
2.	Malachi Flynn (Jr.)	7.4	20
3.	Kawhi Leonard (So.)	6.8	11
4.	Malcolm Thomas (Sr.)	5.7	11
5.	Aerick Sanders (Sr.)	5.5	04
6.	Chase Tapley (Jr.)	5.4	12
	Billy White (So.)	5.4	09
	Marcus Slaughter (Jr.)	5.4	06
9.	Jamaal Franklin (Jr.)	5.3	13
	Kyle Spain (Sr.)	5.3	09
11.	Jordan Schakel (Sr.)	5.0	21
	JJ O'Brien (Sr.)	5.0	15
	Kawhi Leonard (Fr.)	5.0	10
14.	Matt Bradley (Sr.)	4.8	22
	Jamaal Franklin (So.)	4.8	12
	Billy White (Fr.)	4.8	08
	Leon Carter (Sr.)	4.8	96
18.	Matt Mitchell (Jr.)	4.7	20
	Chase Tapley (Sr.)	4.7	13
20.	D.J. Gay (Sr.)	4.6	11
	Billy White (Sr.)	4.6	11
22.	Randy Holcomb (Sr.)	4.5	02
	Yanni Wetzell (Sr.)	4.5	20
	Jalen McDaniels (Fr.)	4.5	18
	Malcolm Thomas (Jr.)	4.5	10
26.	Brandon Heath (Jr.)	4.4	06
27.	Jordan Schakel (Jr.)	4.2	20

INTRODUCTION  
 COACHES & STAFF  
 PLAYERS  
 2022-23 REVIEW  
 RECORDS  
 HISTORY  
 AZTEC BASKETBALL MEDIA GUIDE



# Individual Career Records



MOUNTAIN WEST-RECORD 16-TIME CONFERENCE CHAMPIONS

San Diego State's all-time career records are listed below. The number beneath Rk., indicates the ranking on the all-time records list since SDSU started playing basketball in 1921 or since the statistic was created unless otherwise noted. Beneath the DI column is the ranking since San Diego State started competing at the Division I level in 1970-71. A complete key can be found on page 106. Current team member are noted in red.

## Points

Rk	DI	Name	Years	GP	Points
1.	1.	Brandon Heath	04-05-06-07	125	2,189
2.	2.	Michael Cage	81-82-83-84	112	1,846
3.	3.	Anthony Watson	83-84-85-86	110	1,735
4.	4.	Chase Tapley	10-11-12-13	134	1,526
5.	-	Tony Pinkins	55-56-57	82	1,475
6.	5.	Matt Mitchell	18-19-20-21	124	1,471
7.	6.	Trey Kell	15-16-17-18	134	1,403
8.	7.	Winston Shepard	13-14-15-16	139	1,401
9.	8.	Jeremy Hemsley	16-17-18-19	134	1,392
10.	-	Bob Brady	52-53-54	74	1,389
11.	9.	Steve Copp	73-74-75-76	93	1,307
12.	10.	Billy White	08-09-10-11	134	1,294
13.	-	Al Skalecky	66-67-68	82	1,271
14.	11.	Tony Ross	87-88-89	85	1,259
15.	12.	Xavier Thames	12-13-14	97	1,232
16.	13.	Kyle Spain	06-07-08-09	115	1,230
17.	14.	Chad Nelson	94-95-96-97	112	1,225
18.	15.	Marcus Slaughter	04-05-06	87	1,211
19.	16.	Lorenzo Wade	07-08-09	92	1,200
20.	17.	Will Connelly	75-76-77	82	1,188
-	-	Van Jacobsen	69-70-71	78	1,188
22.	18.	Jamaal Franklin	11-12-13	87	1,181
23.	19.	D.J. Gay	08-09-10-11	140	1,178
24.	20.	Malik Pope	15-16-17-18	125	1,111
25.	-	Bernie Finlay	58-59-60	73	1,110
26.	21.	Myron Epps	99-00-01-02	113	1,090
27.	22.	Eddie Morris	80-81-82-83	105	1,089
28.	-	Danny Newport	54-55-56	76	1,048
29.	-	Milton Phelps	39-40-41	97	1,043
30.	23.	Jordan Schakel	18-19-20-21	121	1,034
-	-	Dave Miller	66-67-68	82	1,034
31.	24.	Matt Bradley	22-23	71	1,033
32.	25.	Leonard Allen	82-83-84-85	116	1,019
33.	26.	Tony Bland	02-03	63	1,012
34.	27.	Kim Goetz	78-79	54	1,005
35.	28.	Randy Holcomb	01-02	61	1,002
36.	29.	Kawhi Leonard	10-11	70	990

## Scoring Average

Rk	DI	Name	Years	GP	PPG
1.	-	Bob Brady	52-53-54	74	18.8
2.	1.	Kim Goetz	78-79	54	18.6
3.	-	Tony Pinkins	55-56-57	83	18.1
4.	2.	Brandon Heath	04-05-06-07	125	17.51
5.	3.	Jason Richey	97-98	52	17.46
6.	4.	Michael Cage	81-82-83-84	112	16.5
7.	5.	Randy Holcomb	01-02	61	16.4
8.	6.	Tony Bland	02-03	63	16.1
9.	7.	Anthony Watson	83-84-85-86	110	15.8
10.	-	Al Skalecky	66-67-68	82	15.5
11.	-	Van Jacobsen	69-70-71	77	15.4
12.	8.	Chris McMurray	72-73	42	15.238
13.	9.	Steve Malovic	78-79	55	15.236
14.	-	Bernie Finlay	58-59-60	73	15.205
15.	10.	Mohamed Abukar	06-07	54	15.167
16.	-	Dick Maureau	61-62	49	15.1
17.	11.	Marty Dow	90-91	52	14.9
18.	12.	Jimmy Harris	71-72	54	14.814
19.	13.	Tony Ross	87-88-89	85	14.812
20.	14.	Zack Jones	81-82	54	14.7
21.	15.	Matt Bradley	22-23	71	14.54
22.	16.	Will Connelly	75-76-77	82	14.48
23.	-	Bob Lundgren	67-68	45	14.3
24.	17.	Devin Watson	18-19	67	14.18
25.	18.	Kawhi Leonard	10-11	70	14.14

## Rebounds

Rk	DI	Name	Years	GP	Rebs.
1.	1.	Michael Cage	81-82-83-84	112	1,317
2.	-	Al Skalecky	66-67-68	82	1,090
3.	2.	Nathan Mensah	19-20-21-22-23	146	899
4.	3.	Marcus Slaughter	04-05-06	87	775
5.	-	Larry Meek	63-64-65	75	764
6.	4.	Steve Copp	73-74-75-76	93	737
7.	5.	Leonard Allen	82-83-84-85	116	724
8.	6.	Kawhi Leonard	10-11	70	716
9.	7.	Joel Kramer	74-76-77-79	99	711
10.	8.	Winston Shepard	13-14-15-16	139	708
11.	9.	Aerick Sanders	01-02-03-04	109	686
12.	10.	Skylar Spencer	13-14-15-16	144	652
13.	-	Noel Mickelsen	54-55-56	79	642
14.	11.	Will Connelly	75-76-77	82	641
15.	12.	Malik Pope	15-16-17-18	125	636
16.	13.	Eddy Gordon	80-81-82-83	107	631
17.	14.	Billy White	08-09-10-11	134	614
18.	15.	Jamaal Franklin	11-12-13	87	605
19.	-	Tony Pinkins	55-56-57	82	604
20.	16.	Kyle Spain	06-07-08-09	115	596
21.	17.	Joe McNaull	91-92-93	86	572
22.	18.	Matt Mitchell	18-19-20-21	124	564
23.	19.	Malcolm Thomas	10-11	71	561
24.	20.	Jalen McDaniels	18-19	67	529
25.	21.	Marcelo Correa	97-98-99-00-01	112	522

## Rebound Average

Rk	DI	Name	Years	GP	RPG
1.	-	Al Skalecky	66-67-68	82	13.3
2.	1.	Michael Cage	81-82-83-84	112	11.8
3.	2.	Kawhi Leonard	10-11	70	10.2
4.	3.	Marcus Slaughter	04-05-06	87	8.9
5.	4.	Steve Malovic	78-79	55	8.8
6.	5.	Marty Dow	90-91	52	7.98
7.	6.	Steve Copp	73-74-75-76	93	7.9247
8.	7.	Larry Jones	72-73	53	7.9245
9.	8.	Malcolm Thomas	10-11	71	7.90
10.	9.	Jalen McDaniels	18-19	67	7.896
11.	10.	Randy Holcomb	01-02	61	7.89
12.	11.	Will Connelly	75-76-77	82	7.82
13.	12.	Joel Kramer	74-76-77-78	99	7.2
14.	13.	Mitch McMullen	88-89	58	7.03
15.	14.	Jamaal Franklin	11-12-13	87	6.95
16.	15.	Leon Carter	95-96	57	6.93
17.	16.	John Anderson	73-74	52	6.8
18.	17.	Joe McNaull	91-92-93	86	6.7
19.	18.	Aerick Sanders	01-02-03-04	109	6.294
20.	19.	Roy Krusivky	97-98	55	6.290

## Assists

Rk	Name	Years	GP	Assists
1.	Tony Gwynn	78-79-80-81	107	590
2.	Richie Williams	06-07-08-09	127	479
3.	Chad Nelson	94-95-96-97	112	412
4.	Brandon Heath	04-05-06-07	125	394
5.	Mark Delsman	74-75-76-77	109	376
6.	Anthony Watson	83-84-85-86	110	356
7.	Keith Smith	82-83	53	349
8.	D.J. Gay	08-09-10-11	140	344
9.	Deandre Moore	01-02-03	88	339
10.	Trey Kell	15-16-17-18	134	320
11.	Xavier Thames	12-13-14	97	316
12.	Winston Shepard	13-14-15-16	139	315
13.	Dean Decker	77-78	56	307
14.	Chase Tapley	10-11-12-13	134	303
15.	Jeremy Hemsley	16-17-18-19	134	286
16.	Ray Leary	74-75-76	76	279
17.	Lorenzo Wade	07-08-09	92	275
18.	Mike Dodd	76-77-78-79	91	271
19.	Devin Watson	18-19	67	266
20.	Trey Pulliam	20-21-22	91	265

## Assist Average

Rk	Name	Years	GP	APG
1.	Keith Smith	82-83	53	6.6
2.	Tony Gwynn	78-79-80-81	107	5.51
3.	Dean Decker	77-78	56	5.48
4.	Creon Dorsey	85-86	59	4.5
5.	Michael Best	89-90	56	4.3
6.	Devin Watson	18-19	67	3.97
7.	Deandre Moore	01-02-03	88	3.85
8.	Richie Williams	06-07-08-09	127	3.77
9.	Jeff Konek	85	57	3.702
10.	Chad Nelson	94-95-96-97	112	3.679

## Field Goals

Rk	DI	Name	Years	GP	FG
1.	1.	Brandon Heath	04-05-06-07	125	749
2.	2.	Anthony Watson	83-84-85-86	110	702
3.	3.	Michael Cage	81-82-83-84	112	679
4.	4.	Chase Tapley	10-11-12-13	134	573
5.	5.	Billy White	08-09-10-11	134	529
6.	6.	Steve Copp	73-74-75-76	93	507
7.	-	Tony Pinkins	55-56-57	82	495
8.	7.	Jeremy Hemsley	16-17-18-19	134	483
-	-	Eddie Morris	80-81-82-83	105	483
10.	-	Al Skalecky	66-67-68	82	481
11.	9.	Will Connelly	75-76-77	82	477
12.	10.	Matt Mitchell	18-19-20-21	124	472
13.	11.	Winston Shepard	13-14-15-16	139	466
14.	12.	Trey Kell	15-16-17-18	134	461
-	-	Bob Brady	52-53-54	74	461
15.	13.	Van Jacobsen	69-70-71	78	457
16.	14.	Lorenzo Wade	07-08-09	92	448
17.	15.	Kim Goetz	78-79	54	435
18.	16.	Malik Pope	15-16-17-18	125	421
19.	17.	Tony Ross	87-88-89	85	413
20.	18.	Myron Epps	99-00-01-02	113	407

## Field Goal Attempts

Rk	Name	Years	GP	FGA
1.	Brandon Heath	04-05-06-07	125	1,815
2.	Anthony Watson	83-84-85-86	110	1,576
3.	Chase Tapley	10-11-12-13	134	1,247
4.	Michael Cage	81-82-83-84	112	1,238
5.	Trey Kell	15-16-17-18	134	1,212
6.	Winston Shepard	13-14-15-16	139	1,164
7.	Jeremy Hemsley	16-17-18-19	134	1,135
8.	Steve Copp	73-74-75-76	93	1,126
9.	Eddie Morris	80-81-82-83	105	1,098
10.	Matt Mitchell	18-19-20-21	124	1,075
11.	D.J. Gay	08-09-10-11	140	1,046
12.	Will Connelly	75-76-77	82	1,020
13.	Lorenzo Wade	07-08-09	92	977
14.	Xavier Thames	12-13-14	97	949
15.	Tony Ross	87-88-89	85	933
16.	Kyle Spain	06-07-08-09	115	912
17.	Malik Pope	15-16-17-18	125	910
18.	Billy White	08-09-10-11	134	881
19.	Jamaal Franklin	11-12-13	87	857
20.	Matt Bradley	22-23	71	855

## Field Goal Percentage

Rk	DI	Name	Years	FG/FGA	FG%
1.	1.	Billy White	08-09-10-11	529/881	60.0
2.	2.	Leonard Allen	82-83-84-85	396/692	57.2
3.	3.	Mitch McMullen	88-89	296/527	56.2
4.	4.	Marty Dow	90-91	309/557	55.5
5.	5.	Steve Malovic	78-79	337/609	55.3
6.	-	Danny Newport	54-55-56	379/686	55.2
7.	6.	Michael Cage	81-82-83-84	679/1,238	54.8
8.	7.	Aerick Sanders	01-02-03-04	334/619	54.0
9.	8.	Malcolm Thomas	10-11	298/553	53.88

INTRODUCTION  
COACHES & STAFF  
PLAYERS  
2022-23 REVIEW  
RECORDS  
HISTORY  
AZTEC BASKETBALL MEDIA GUIDE

# Individual Career Records



MOUNTAIN WEST-RECORD 16-TIME CONFERENCE CHAMPIONS

10.	9.	Mike Mackell	02-03	291/543	53.6
11.	10.	Nathan Mensah	19-20-21-22-23	376/703	53.48
12.	11.	Joe McNaull	91-92-93	333/627	53.1
13.	12.	Joel Kramer	74-76-77-78	406/779	52.1
14.	13.	Mike Dodd	76-77-78-79	392/758	51.7
15.	14.	Kim Goetz	78-79	435/852	51.1
16.	15.	Myron Epps	99-00-01-02	407/803	50.7
17.	16.	Jalen McDaniels	18-19	338/670	50.4
18.	17.	Marcelo Correa	97-98-99-00-01	273/546	50.0
19.	18.	Jimmy Wilkins	71-72	253/517	48.9
20.	19.	Zach Jones	81-82	323/668	48.4

15.	Xavier Thames	12-13-14	114/320	35.62
16.	Matt Mitchell	18-19-20-21	166/469	35.39
17.	Brandon Heath	04-05-06-07	281/798	35.21
18.	James Rahon	11-12-13	129/368	35.05
19.	Jeremy Hemsley	16-17-18-19	153/443	34.53
20.	Matt Shrigley	14-15-16-17	138/420	32.85

17.	-	Bernie Finlay	58-59-60	352/453	77.70
18.	16.	Kyle Spain	06-07-08-09	336/434	77.42
19.	17.	Chris McMurray	72-73	130/169	76.92
20.	18.	Chase Tapley	10-11-12-13	157/206	76.21

## Three-Point Field Goals

*in existence since 1986-87 season*

Rk	Name	Years	GP	3FG
1.	Brandon Heath	04-05-06-07	125	281
2.	Tony Ross	87-88-89	85	270
3.	Jordan Schakel	18-19-20-21	121	225
4.	Chase Tapley	10-11-12-13	134	223
5.	D.J. Gay	08-09-10-11	140	219
6.	Matt Mitchell	18-19-20-21	124	166
7.	John Sharper	03-04-05-06	119	166
8.	Adam Seiko	19-20-21-22-23	154	153
	Jeremy Hemsley	16-17-18-19	134	153
10.	Trey Kell	15-16-17-18	134	150
11.	Devin Watson	18-19	67	138
	Matt Shrigley	14-15-16-17	113	138
13.	Jason Richey	97-98	52	136
14.	Kyle Spain	06-07-08-09	115	130
15.	James Rahon	11-12-13	100	129
16.	Chad Nelson	94-95-96-97	112	122
17.	Matt Bradley	22-23	71	114
	Xavier Thames	12-13-14	97	114
19.	Richie Williams	06-07-08-09	127	112
20.	Michael Best	89-90	56	107

## Free Throws

Rk	DI	Name	Years	GP	FT
1.	-	Michael Cage	81-82-83-84	112	488
2.	-	Tony Pinkins	55-56-57	82	485
3.	-	Bob Brady	52-53-54	74	467
4.	2.	Winston Shepard	13-14-15-16	139	428
		Chad Nelson	94-95-96-97	112	415
6.	4.	Brandon Heath	04-05-06-07	125	410
7.	5.	Marcus Slaughter	04-05-06	87	388
8.	6.	Xavier Thames	12-13-14	97	372
9.	7.	Matt Mitchell	18-19-20-21	124	361
10.	-	Bernie Finlay	58-59-60	73	352
11.	8.	Jamaal Franklin	11-12-13	87	349
12.	9.	Kyle Spain	06-07-08-09	115	336
13.	10.	Trey Kell	15-16-17-18	134	331
		Anthony Watson	83-84-85-86	110	331
15.	-	Al Skalecky	66-67-68	82	309
16.	12.	Courtie Miller	90-91-92-93-94	101	302
17.	13.	Steve Copp	73-74-75-76	93	293
18.	-	Danny Newport	54-55-56	76	290
19.	14.	Myron Epps	99-00-01-02	113	274
20.	15.	Jeremy Hemsley	16-17-18-19	134	273
21.	16.	Tony Gwynn	78-79-80-81	107	245
22.	17.	Lorenzo Wade	07-08-09	92	240
23.	18.	Will Connelly	75-76-77	82	234
24.	19.	Tony Bland	02-03	63	233
25.	20.	Leonard Allen	82-83-84-85	116	227

## Blocks

*since 1978-79 season*

Rk	Name	Years	GP	Blk.
1.	Skylar Spencer	13-14-15-16	144	303
2.	Nathan Mensah	19-20-21-22-23	146	236
3.	Leonard Allen	82-83-84-85	116	214
4.	Malcolm Thomas	10-11	71	127
5.	Michael Cage	81-82-83-84	112	118
6.	Joe McNaull	91-92-93	86	114
7.	Malik Pope	15-16-17-18	125	113
8.	Aerick Sanders	01-02-03-04	109	105
9.	Billy White	08-09-10-11	134	102
10.	Marcelo Correa	97-98-99-00-01	112	100
11.	Marcus Slaughter	04-05-06	87	78
12.	Lorenzo Wade	07-08-09	92	72
13.	Eddy Gordon	80-81-82-83	107	71
14.	Marty Dow	90-91	52	68
	Rodney Hawkins	86-87-88	70	68
16.	Dakarai Allen	14-15-16-17	133	66
17.	Leon Carter	95-96	57	58
18.	Marc Carter	94-95	56	55
19.	Chase Tapley	10-11-12-13	134	54
20.	Valentine Izundu	17	30	53

## Steals

*since 1978-79 season*

Rk	Name	Years	GP	Steals
1.	Richie Williams	06-07-08-09	127	246
2.	Brandon Heath	04-05-06	125	217
3.	Anthony Watson	83-84-85-86	110	192
4.	Chase Tapley	10-11-12-13	134	187
5.	Chad Nelson	94-95-96-97	112	175
6.	Billy White	08-09-10-11	134	149
7.	Tony Gwynn	78-79-80-81	107	141
8.	Kyle Spain	06-07-08-09	115	137
9.	Eddie Morris	80-81-82-83	105	131
10.	Matt Mitchell	18-19-20-21	124	129
11.	Lamont Butler	21-22-23	94	127
12.	Trey Kell	15-16-17-18	134	126
	D.J. Gay	08-09-10-11	140	126
	Matt Watts	98-99	53	126
	Michael Best	89-90	56	126
	Michael Cage	81-82-83-84	112	126
17.	Lorenzo Wade	07-08-09	92	125
18.	Dakarai Allen	14-15-16-17	133	121
19.	Xavier Thames	12-13-14	97	120
20.	Deandre Moore	01-02-03	88	114

## Three-Point Field Goal Attempts

*in existence since 1986-87 season*

Rk	Name	Years	GP	3FGA
1.	Brandon Heath	04-05-06-07	125	798
2.	D.J. Gay	08-09-10-11	140	607
3.	Tony Ross	87-88-89	85	589
4.	Chase Tapley	10-11-12-13	134	565
5.	Jordan Schakel	18-19-20-21	121	527
6.	Trey Kell	15-16-17-18	134	485
7.	Matt Mitchell	18-19-20-21	124	469
8.	Jeremy Hemsley	16-17-18-19	134	443
9.	Matt Shrigley	14-15-16-17	113	420
10.	John Sharper	03-04-05-06	119	412
11.	Adam Seiko	19-20-21-22-23	154	381
	Jason Richey	97-98	52	381
13.	James Rahon	11-12-13	100	368
14.	Devin Watson	18-19	67	359
15.	Chad Nelson	94-95-96-97	112	337
16.	Kyle Spain	06-07-08-09	115	332
17.	Jamaal Franklin	11-12-13	87	328
18.	Xavier Thames	12-13-14	97	320
19.	Richie Williams	06-07-08-09	127	303
20.	Matt Bradley	22-23	71	302

## Free Throw Attempts

DI	Name	Years	GP	FTA
1.	Michael Cage	81-82-83-84	112	667
2.	Winston Shepard	13-14-15-16	139	653
3.	Marcus Slaughter	04-05-06	87	530
4.	Brandon Heath	04-05-06-07	125	524
5.	Chad Nelson	94-95-96-97	112	519
6.	Trey Kell	15-16-17-18	134	468
7.	Myron Epps	99-00-01-02	113	466
8.	Matt Mitchell	18-19-20-21	124	449
9.	Jamaal Franklin	11-12-13	87	446
	Anthony Watson	83-84-85-86	110	446
11.	Xavier Thames	12-13-14	97	443
12.	Steve Copp	73-74-75-76	93	439
13.	Kyle Spain	06-07-08-09	115	434
14.	Jeremy Hemsley	16-17-18-19	134	406
15.	Courtie Miller	90-91-92-93-94	101	398
16.	Will Connelly	75-76-77	82	376
17.	Leonard Allen	82-83-84-85	116	369
18.	Mitch McMullen	88-89	58	356
19.	Nathan Mensah	19-20-21-22-23	146	341
	Lorenzo Wade	07-08-09	92	341

## Games Played

Rk	DI	Name	Years	GP
1.	1.	Adam Seiko	19-20-21-22-23	154
2.	2.	Nathan Mensah	19-20-21-22-23	146
3.	3.	Skylar Spencer	13-14-15-16	144
4.	4.	D.J. Gay	08-09-10-11	140
5.	5.	Winston Shepard	13-14-15-16	139
6.	6.	Aguek Arop	19-20-21-22-23	135
7.	7.	Jeremy Hemsley	16-17-18-19	134
		Trey Kell	15-16-17-18	134
		Chase Tapley	10-11-12-13	134
		Billy White	08-09-10-11	134
11.	11.	Dakarai Allen	14-15-16-17	133
12.	12.	Richie Williams	06-07-08-09	127
13.	13.	Malik Pope	15-16-17-18	125
		Brandon Heath	04-05-06-07	125
15.	15.	Matt Mitchell	18-19-20-21	124
16.	16.	Matt Thomas	05-06-07-08-09	124
17.	17.	Jordan Schakel	18-19-20-21	121
18.	18.	John Sharper	03-04-05-06	119
19.	19.	Leonard Allen	82-83-84-85	116
20.	20.	Kyle Spain	06-07-08-09	115

## Free Throw Percentage

*min. 100 career free throws*

Rk	DI	Name	Years	FT/FTA	FT%
1.	1.	Jordan Schakel	18-19-20-21	147/169	86.98
2.	2.	Malachi Flynn	20	120/140	85.71
3.	3.	Kim Goetz	78-79	135/158	85.44
4.	-	Mike Spigler	69-70	112/134	83.58
5.	4.	Xavier Thames	12-13-14	372/449	82.85
6.	5.	Steve Malovic	78-79	164/199	82.41
7.	6.	Mohamed Abukar	06-07	186/226	82.30
8.	7.	Jason Richey	97-98	218/271	80.44
9.	8.	Matt Mitchell	18-19-20-21	361/449	80.40
10.	9.	Tony Ross	87-88-89	163/203	80.30
11.	10.	Chad Nelson	94-95-96-97	415/519	79.96
12.	11.	Matt Bradley	22-23	205/260	78.84
13.	12.	Jamaal Franklin	11-12-13	349/446	78.25
14.	13.	Brandon Heath	04-05-06-07	410/524	78.24
15.	14.	Matt Bradley	22	113/145	77.93
16.	15.	Mike Dodd	76-77-78-79	144/185	77.84

## Three-Point Field Goal Percentage

*min. 100 career three-point field goals*

Rk	Name	Years	3FG/3FGA	3FG%
1.	Tony Ross	87-88-89	270/589	45.84
2.	Jordan Schakel	18-19-20-21	225/527	42.69
3.	Al Faux	01-02	106/256	41.41
4.	John Sharper	03-04-05-06	166/412	40.29
5.	Adam Seiko	19-20-21-22-23	153/381	40.15
6.	Chase Tapley	10-11-12-13	223/565	39.47
7.	Kyle Spain	06-07-08-09	130/332	39.16
8.	Devin Watson	18-19	138/359	38.44
9.	Matt Bradley	22-23	114/302	37.74
10.	Richie Williams	06-07-08-09	112/303	36.96
11.	Michael Best	89-90	107/292	36.64
12.	Chad Nelson	94-95-96-97	122/337	36.20
13.	D.J. Gay	08-09-10-11	219/607	36.08
14.	Jason Richey	97-98	136/381	35.69

INTRODUCTION

COACHES & STAFF

PLAYERS

2022-23 REVIEW

RECORDS

HISTORY



# Individual Career Records



MOUNTAIN WEST-RECORD 16-TIME CONFERENCE CHAMPIONS

## Games Started

Rk	Name	Years	since 1978-79	
			GP	GS
1.	Nathan Mensah	19-20-21-22	146	130
2.	Billy White	08-09-10-11	134	124
3.	D.J. Gay	08-09-10-11	140	120
	Brandon Heath	04-05-06-07	125	120
5.	Chase Tapley	10-11-12-13	134	114
6.	Trey Kell	15-16-17-18	134	112
	Michael Cage	81-82-83-84	112	112
8.	Leonard Allen	82-83-84-85	116	110
9.	Richie Williams	06-07-08-09	127	109
10.	Matt Mitchell	18-19-20-21	124	108
11.	JJ O'Brien	13-14-15	105	104
12.	Chad Nelson	94-95-96-97	112	103
13.	Skylar Spencer	13-14-15	144	102
14.	Winston Shepard	13-14-15	139	101
15.	Jeremy Hemsley	16-17-18-19	134	95
	Kyle Spain	06-07-08-09	115	95
17.	Anthony Watson	83-84-85-86	110	93
18.	Xavier Thames	12-13-14	97	91
	Marcelo Correa	97-98-99-00-01	112	91
20.	Myron Epps	99-00-01-02	113	81

## Consecutive Games Started

Rk	Name	Years	since 1980-81 season	
			GP	CGS
1.	Michael Cage	81-82-83-84	112	112
2.	Chad Nelson	94-95-96-97	112	103
3.	Brandon Heath	04-05-06-07	125	85
4.	Skylar Spencer	13-14-15-16	144	76
5.	Matt Bradley	22-23	71	71
	Keshad Johnson	20-21-22-23	113	71
	D.J. Gay	08-09-10-11	140	71
8.	Leonard Allen	82-83-84-85	116	70
9.	Malcolm Thomas	10-11	71	68
10.	Devin Watson	2018-19	67	67
11.	Nathan Mensah	19-20-21-22	146	66
	Trey Kell	15-16-17	106	66
13.	Kawhi Leonard	10-11	70	64
14.	Winston Shepard	13-14-15-16	139	62
	JJ O'Brien	13-14-15	105	62
16.	Randy Holcomb	01-02	61	61
17.	Matt Mitchell	18-19-20-21	124	60
	Aerick Sanders	01-02-03-04	109	60
19.	Trey Pulliam	20-21-22	91	59
20.	Myron Epps	99-00-01-02	113	58

## Minutes Played

Rk	Name	Years	since 1978-79 season	
			GP	Min.
1.	Brandon Heath	04-05-06-07	125	4,275
2.	Michael Cage	81-82-83-84	112	4,262
3.	D.J. Gay	08-09-10-11	140	4,222
4.	Chase Tapley	10-11-12-13	134	3,813
5.	Richie Williams	06-07-08-09	127	3,780
6.	Chad Nelson	94-95-96-97	103	3,692
7.	Trey Kell	15-16-17-18	134	3,640
8.	Jeremy Hemsley	16-17-18-19	134	3,632
9.	Winston Shepard	13-14-15-16	139	3,583
10.	Billy White	08-09-10-11	134	3,532
11.	Matt Mitchell	18-19-20-21	124	3,340
12.	Anthony Watson	83-84-85-86	110	3,330
13.	Leonard Allen	82-83-84-85	116	3,191
14.	Nathan Mensah	19-20-21-22-23	146	3,107
15.	Skylar Spencer	13-14-15-16	144	3,100
16.	JJ O'Brien	13-14-15	105	3,077
17.	Xavier Thames	12-13-14	97	3,035
18.	Myron Epps	99-00-01-02	113	2,971
19.	Kyle Spain	06-07-08-09	115	2,948
20.	Lorenzo Wade	07-08-09	92	2,911

## Efficiency Points

Rk	Name	Years	since 1978-79 season		
			GP	Eff. Pts.	
1.	Michael Cage	81-82-83-84	112	2,534	
2.	Nathan Mensah	19-20-21-22-23	146	1,667	
3.	Brandon Heath	04-05-06-07	125	1,652	
4.	Billy White	08-09-10-11	134	1,635	
5.	Chase Tapley	10-11-12-13	134	1,574	
6.	Marcus Slaughter	04-05-06	87	1,495	
7.	Matt Mitchell	18-19-20-21	124	1,485	
8.	Steve Copp	73-74-75-76	93	1,450	
9.	Joel Kramer	74-76-77-78	99	1,407	
10.	Leonard Allen	82-83-84-85	116	1,395	
11.	Chad Nelson	94-95-96-97	112	1,351	
12.	Winston Shepard	13-14-15-16	139	1,343	
13.	Anthony Watson	83-84-85-86	110	1,337	
14.	Kawhi Leonard	10-11	70	1,322	
15.	Malik Pope	15-16-17-18	125	1,311	
16.	Kyle Spain	06-07-08	115	1,308	
17.	Trey Kell	15-16-17-18	134	1,302	
18.	Aerick Sanders	01-02-03-04	109	1,276	
19.	Jamaal Franklin	11-12-13	87	1,282	
20.	Skylar Spencer	13-14-15-16	144	1,252	

## Efficiency Average

Rk	Name	Years	min. 50 games; since 1978-79 season	
			GP	EPG
1.	Michael Cage	81-82-83-84	112	22.63
2.	Nathan Mensah	19-20-21-22-23	146	21.46
3.	Steve Malovic	78-79	55	20.67
4.	Kawhi Leonard	10-11	70	18.89
5.	Matt Bradley	22-23	71	17.80
6.	Marty Dow	90-91	52	17.52
7.	Marcus Slaughter	04-05-06	87	17.18
8.	Keshad Johnson	20-21-22-23	113	17.11
9.	Jalen McDaniels	18-19	67	16.54
10.	Malcolm Thomas	10-11	71	16.24
11.	Kim Goetz	78-79	54	16.09
12.	Steve Copp	73-74-75-76	93	15.59
13.	Randy Holcomb	01-02	61	15.34
14.	Will Connelly	75-76-77	82	14.83
15.	Jamaal Franklin	11-12-13	87	14.74
16.	Jason Richey	97-98	52	14.40
17.	Joel Kramer	74-76-77-78	99	14.21
18.	Mohamed Abukar	06-07	54	14.20
19.	Leon Carter	95-96	57	13.82
20.	Mitch McMullen	88-89	58	13.78

## Points-Rebounds-Assists

Rk	Name	Years	since 1972-73 season		
			GP	PRA	
1.	Michael Cage	81-82-83-84	112	3,261	
2.	Brandon Heath	04-05-06-07	125	3,002	
3.	Anthony Watson	83-84-85-86	110	2,453	
4.	Winston Shepard	13-14-15-16	139	2,424	
5.	Matt Mitchell	18-19-20-21	124	2,259	
6.	Trey Kell	15-16-17-18	134	2,241	
7.	Chase Tapley	10-11-12-13	134	2,238	
8.	Steve Copp	73-74-75-76	93	2,215	
9.	Marcus Slaughter	04-05-06	87	2,099	
10.	Billy White	08-09-10-11	134	2,069	
11.	Chad Nelson	94-95-96-97	112	2,007	
12.	Jeremy Hemsley	16-17-18-19	134	2,000	
13.	Kyle Spain	06-07-08-09	115	1,959	
14.	Jamaal Franklin	11-12-13	87	1,952	
15.	Nathan Mensah	19-20-21-22-23	146	1,947	
16.	Lorenzo Wade	07-08-09	92	1,918	
17.	Will Connelly	75-76-77	82	1,901	
18.	Malik Pope	15-16-17-18	124	1,869	
19.	Kawhi Leonard	10-11	70	1,862	
20.	Xavier Thames	12-13-14	97	1,833	

**Key**  
 For the purposes of this book, anytime a season is listed as one year, the back half of the season is designated. (e.g. 1989-90 is 90).  
**Efficiency Rating** - ((PTS + REB + AST + STL + BLK) / ((FGA - FGM) + (FIA - FIM) + TO)) / G.

## Victories

Rk	Name	Years	since 1975-76	
			GP	Wins
1.	Adam Seiko	19-20-21-22-23	154	120
2.	Nathan Mensah	19-20-21-22-23	146	112
3.	Skylar Spencer	13-14-15-16	144	109
4.	D.J. Gay	08-09-10-11	140	105
5.	Winston Shepard	13-14-15-16	139	104
6.	Chase Tapley	10-11-12-13	134	103
7.	Aguek Arop	19-20-21-22-23	135	102
8.	Billy White	08-09-10-11	134	101
9.	Dakarai Allen	14-15-16-17	133	99
10.	Matt Mitchell	18-19-20-21	124	96
11.	Trey Kell	15-16-17-18	134	92
12.	Jordan Schakel	18-19-20-21	121	90
13.	Jeremy Hemsley	16-17-18-19	134	87
14.	Malik Pope	15-16-17-18	125	86
15.	Matt Shrigley	14-15-16-17	113	85
	Tim Shelton	08-09-10-11-12	109	85
	Richie Williams	06-07-08-09	127	85
18.	JJ O'Brien	13-14-15	105	80
	Kyle Spain	06-07-08-09	115	80
20.	James Rahon	11-12-13	100	78

## Conference Victories

Rk	Name	Years	since 1975-76	
			CGP	Wins
1.	Adam Seiko	19-20-21-22-23	83	65
2.	Nathan Mensah	19-20-21-22-23	72	55
3.	Winston Shepard	13-14-15-16	70	55
	Skylar Spencer	13-14-15-16	70	55
5.	Aguek Arop	19-20-21-22-23	70	54
6.	Dakarai Allen	14-15-16-17	68	51
7.	Matt Mitchell	18-19-20-21	66	50
8.	Matt Shrigley	14-15-16-17	64	49
9.	Trey Kell	15-16-17-18	68	48
	Malik Pope	15-16-17-18	67	48
11.	Jordan Schakel	18-19-20-21	63	47
12.	Jeremy Hemsley	16-17-18-19	69	45
	D.J. Gay	08-09-10-11	64	45
14.	Trey Pulliam	20-21-22	51	43
	Billy White	08-09-10-11	56	43
16.	Chase Tapley	10-11-12-13	59	41
17.	JJ O'Brien	13-14-15	51	39
	Richie Williams	06-07-08-09	60	39
19.	Kyle Spain	06-07-08-09	51	36
	Leonard Allen	82-83-84-85	64	36

## Win Shares

Rk	Name	Years	since 1995-96	
			CGP	WS
1.	Billy White	08-09-10-11	134	18.4
2.	Chase Tapley	10-11-12-13	134	17.1
3.	Nathan Mensah	19-20-21-22	146	14.0
4.	Matt Mitchell	18-19-20-21	124	13.7
5.	Jordan Schakel	18-19-20-21	121	13.2
6.	Xavier Thames	12-13-14	97	13.1
7.	Brandon Heath	04-05-06-07	125	12.5
8.	Trey Kell	15-16-17-18	134	12.4
9.	Kyle Spain	06-07-08-09	115	12.2
10.	Skylar Spencer	13-14-15-16	144	12.0
11.	Kawhi Leonard	10-11	70	11.8

INTRODUCTION

COACHES & STAFF

PLAYERS

2022-23 REVIEW

RECORDS

HISTORY

AZTEC BASKETBALL MEDIA GUIDE

# Div. 1 Freshman Season Records



MOUNTAIN WEST-RECORD 16-TIME CONFERENCE CHAMPIONS

## Points

Rk	Name	Points	Year
1.	Tony Ross	455	1987
2.	Jeremy Hemsley	443	2016
3.	Kawhi Leonard	433	2010
4.	Brandon Heath	413	2004
5.	Matt Mitchell	346	2018
6.	Jalen McDaniels	345	2018
7.	Eddy Gordon	345	1980
8.	Presnell Gilbert	338	1977
9.	Anthony Watson	319	1983
9.	Eddie Morris	319	1980

## Scoring Average

Rk	Name	PPG	Year
1.	Tony Ross	16.3	1987
2.	Presnell Gilbert	15.4	1977
3.	Brandon Heath	13.8	2004
4.	Eddie Morris	13.3	1980
5.	Eddy Gordon	12.8	1980
6.	Kawhi Leonard	12.7	2010
7.	Jeremy Hemsley	12.0	2016
8.	Myron Epps	11.8	1999
9.	Anthony Watson	11.4	1983
10.	Michael Cage	10.9	1981

## Rebounds

Rk	Name	Rebounds	Year
1.	Michael Cage	355	1981
2.	Kawhi Leonard	336	2010
3.	Jalen McDaniels	248	2018
4.	Eddy Gordon	239	1980
5.	Zylan Cheatham	205	2016
6.	Marcus Slaughter	204	2004
7.	Billy White	195	2008
8.	Nathan Mensah	187	2019
9.	Steve Copp	173	1973
10.	Tim Shelton	161	2009

## Rebound Average

Rk	Name	RPG	Year
1.	Michael Cage	13.1	1981
2.	Kawhi Leonard	9.9	2010
3.	Eddy Gordon	8.9	1980
4.	Jalen McDaniels	7.5	2018
5.	Marcus Slaughter	6.8	2004
6.	Steve Copp	6.7	1973
7.	Presnell Gilbert	6.5	1977
8.	Billy White	5.9	2008
9.	Kyle Spain	5.6	2006
10.	Myron Epps	5.6	1999

## Assists

Rk	Name	Assists	Year
1.	Raymond King	150	1996
2.	Richie Williams	127	2006
3.	Mark Delsman	120	1974
4.	Bradley Jackson	101	2000
5.	Jason Hamilton	97	1993
6.	Chad Nelson	90	1994
7.	Anthony Watson	85	1983
8.	Tracy Dildy	73	1986
9.	Chase Tapley	72	2010
10.	Jeremy Hemsley	68	2016

## Assist Average

Rk	Name	APG	Year
1.	Raymond King	5.2	1996
2.	Mark Delsman	4.6	1974
3.	Richie Williams	3.8	2006
4.	Jason Hamilton	3.7	1993
5.	Bradley Jackson	3.6	2000
6.	Chad Nelson	3.2	1994
7.	Anthony Watson	3.0	1983
8.	Tracy Dildy	2.5	1986
9.	David Abramowitz	2.3	1999
10.	Chase Tapley	2.2	2010

## Blocks

Rk	Name	Blocks	Year
1.	Skylar Spencer	51	2013
2.	Leonard Allen	45	1982
3.	Eddy Gordon	43	1980
4.	Nathan Mensah	39	2019
5.	Joe McNaull	32	1991
6.	Zylan Cheatham	26	2016
7.	Billy White	25	2008
8.	Evan Burns	25	2003
9.	Malik Pope	24	2015
10.	Kawhi Leonard	24	2010

## Steals

Rk	Name	Steals	Year
1.	Raymond King	63	1996
2.	Richie Williams	58	2006
3.	Jason Hamilton	55	1993
4.	Kawhi Leonard	47	2010
5.	Billy White	47	2008
6.	Brandon Heath	41	2004
7.	Tracy Dildy	40	1986
8.	Bradley Jackson	38	2000
9.	Chase Tapley	37	2010
10.	Matt Mitchell	36	2018
11.	Chad Nelson	36	1994

## Field Goals

Rk	Name	FG	Year
1.	Kawhi Leonard	166	2010
2.	Tony Ross	152	1987
3.	Eddy Gordon	149	1980
4.	Presnell Gilbert	148	1977
5.	Jeremy Hemsley	147	2016
6.	Brandon Heath	144	2004
7.	Eddie Morris	144	1980
8.	Anthony Watson	132	1983
9.	Jalen McDaniels	126	2018
10.	Billy White	118	2008

## Field Goal Attempts

Rk	Name	FGA	Year
1.	Brandon Heath	368	2004
2.	Kawhi Leonard	365	2010
3.	Tony Ross	364	1987
4.	Jeremy Hemsley	342	2016
5.	Eddie Morris	326	1980
6.	Presnell Gilbert	321	1977
7.	Anthony Watson	320	1983
8.	Eddy Gordon	312	1980
9.	Matt Mitchell	258	2018
10.	Myron Epps	241	1999

## Field Goal Percentage

Rk	Name	Pct.	Year
1.	Billy White	61.5	2008
2.	Jalen McDaniels	58.6	2018
3.	Michael Cage	55.8	1981
4.	Zylan Cheatham	52.8	2016
5.	Tim Shelton	50.2	2009
6.	Chase Tapley	50.0	2010
7.	Kyle Spain	49.5	2006
8.	Evan Burns	49.2	2003
9.	Myron Epps	48.1	1999
10.	Eddy Gordon	47.8	1980

## Three-Point Field Goals

Rk	Name	3FGs	Year
1.	Tony Ross	104	1987
2.	Matt Mitchell	49	2018
3.	Brandon Heath	48	2004
4.	Steve Sir	46	2003
5.	D.J. Gay	45	2008
6.	Jeremy Hemsley	42	2016
7.	Matt Shrigley	40	2014

8.	Chase Tapley	35	2010
9.	David Abramowitz	29	1999
10.	Jason Hamilton	28	1993

## Three-Point Field Goal Attempts

Rk	Name	3FGA	Year
1.	Tony Ross	223	1987
2.	Brandon Heath	160	2004
3.	Matt Mitchell	137	2018
4.	D.J. Gay	121	2008
5.	Jeremy Hemsley	118	2016
6.	Steve Sir	114	2003
7.	Matt Shrigley	113	2014
8.	Chase Tapley	93	2010
9.	David Abramowitz	87	1999
10.	Robert Ringo	84	1992

## Three-Point Field Goal Pct.

Rk	Name	Pct.	Year
1.	Jason Hamilton	50.0	1993
2.	Chad Nelson	46.7	1994
3.	Tony Ross	46.6	1987
4.	Steve Sir	40.4	2003
5.	Chase Tapley	37.6	2010
6.	D.J. Gay	37.2	2008
7.	Matt Mitchell	35.8	2018
8.	Jeremy Hemsley	35.6	2016
9.	Matt Shrigley	35.4	2014
10.	Jordan Schakel	34.6	2018

## Free Throws

Rk	Name	FT	Year
1.	Zylan Cheatham	111	2016
2.	Jeremy Hemsley	107	2016
3.	Jalen McDaniels	89	2018
4.	Kawhi Leonard	85	2010
5.	Brandon Heath	77	2004
6.	Myron Epps	76	1999
7.	Steve Copp	76	1973
8.	Matt Mitchell	65	2018
9.	Matt Thomas	65	2005
10.	Michael Cage	65	1981

## Free Throw Attempts

Rk	Name	FTA	Year
1.	Zylan Cheatham	155	2016
2.	Myron Epps	147	1999
3.	Jeremy Hemsley	141	2016
4.	Kawhi Leonard	117	2010
5.	Jalen McDaniels	113	2018
6.	Steve Copp	113	1973
7.	Brandon Heath	110	2004
8.	Vincent Okotie	96	1999
9.	Matt Thomas	95	2005
10.	Kyle Spain	92	2006

## Free Throw Percentage

Rk	Name	Pct.	Year
1.	Jalen McDaniels	78.8	2018
2.	Matt Mitchell	76.5	2018
3.	Jeremy Hemsley	75.9	2016
4.	Michael Cage	75.6	1981
5.	Bradley Jackson	74.0	2000
6.	Chad Nelson	73.2	1994
7.	Kawhi Leonard	72.6	2010
8.	Marcus Slaughter	72.4	2004
9.	Zylan Cheatham	71.6	2016
10.	Richie Williams	71.6	2006

## Minutes Played

Rk	Name	Min.	Year
1.	Kawhi Leonard	1,064	2010
2.	Michael Cage	1,031	1981
3.	Raymond King	1,016	1996
4.	Jeremy Hemsley	1,014	2016
5.	Billy White	946	2008
6.	Richie Williams	935	2006
7.	Brandon Heath	897	2004
8.	Matt Mitchell	874	2018
9.	Jason Hamilton	874	1993
10.	Bradley Jackson	830	2000

## Efficiency Points

Rk	Name	Points	Year
1.	Kawhi Leonard	597	2010
2.	Michael Cage	537	1981
3.	Jalen McDaniels	519	2018
4.	Eddy Gordon	453	1980
5.	Billy White	429	2008
6.	Zylan Cheatham	390	2016
7.	Marcus Slaughter	360	2004
8.	Matt Mitchell	350	2018
9.	Nathan Mensah	343	2019
10.	Jeremy Hemsley	339	2016

## Efficiency Average

Rk	Name	EPG	Year
1.	Michael Cage	19.89	1981
2.	Kawhi Leonard	17.55	2010
3.	Eddy Gordon	16.78	1980
4.	Jalen McDaniels	15.73	2018
5.	Billy White	13.00	2008
6.	Marcus Slaughter	12.00	2004
7.	Evan Burns	11.69	2003
8.	Kyle Spain	11.43	2006
9.	Matt Mitchell	10.61	2018
10.	Jason Hamilton	10.42	1993

## Points-Rebs.-Assists (PRA)

Rk	Name	PRA	Year
1.	Kawhi Leonard	834	2010
2.	Michael Cage	661	1981
3.	Eddy Gordon	630	1980
4.	Jalen McDaniels	622	2018
5.	Jeremy Hemsley	600	2016
6.	Tony Ross	551	1987
7.	Brandon Heath	546	2004
8.	Zylan Cheatham	541	2016
9.	Matt Mitchell	534	2018
10.	Presnell Gilbert	516	1977

## PRA Average

Rk	Name	PRAPG	Year
1.	Kawhi Leonard	24.53	2010
2.	Michael Cage	24.48	1981
3.	Presnell Gilbert	23.45	1977
4.	Eddy Gordon	23.33	1980
5.	Tony Ross	19.68	1987
6.	Jalen McDaniels	18.85	2018
7.	Steve Copp	18.31	1973
8.	Brandon Heath	18.20	2004
9.	Eddie Morris	18.08	1980
10.	Myron Epps	17.96	1999

### Key

For the purposes of this book, anytime a season is listed as one year, the back half of the season is designated. (e.g. 1989-90 is 90).

Efficiency Rating - ((PTS + REB + AST + STL + BLK) - ((FGA - FGM) + (FTA - FTM) + TO)) / G.



# Mountain West Records



MOUNTAIN WEST-RECORD 16-TIME CONFERENCE CHAMPIONS

## Team Single-Game

### Points

#### Most Points

- 98 vs. Wyoming (98-71), Jan. 30, 2021
- 98 at Air Force (98-61), Jan. 22, 2021
- 98 at TCU (98-92, ot), March 3, 2012
- 97 vs. New Mexico (97-77), Jan. 15, 2019
- 97 vs. Colorado State (97-78), Jan. 24, 2018
- 96 vs. Wyoming (96-57), Jan. 29, 2011

#### Most Points/Both Teams

- 191 at Colorado State (89-102), March 3, 2003
- 190 at TCU (98-82, ot), March 3, 2012
- 190 at Brigham Young (90-100), Feb. 22, 2006
- 184 vs. UNLV (91-93), Feb. 12, 2005
- 181 at Colorado State (88-93), Feb. 19, 2005

#### Fewest Points Game

- 37 vs. Boise State (37-42), Jan. 22, 2022
- 38 at Utah (38-86), Feb. 11, 1999
- 39 at Utah (39-58), Jan. 15, 2001
- 41 vs. Utah (41-61), Feb. 5, 2005
- 43 at Air Force (43-46), March 8, 2008
- 43 vs. Air Force (43-57), Jan. 31, 2004

#### Fewest Points/Both Teams

- 79 vs. Boise State (37-42), Jan. 22, 2022
- 87 vs. Air Force (49-38), Feb. 6, 2008
- 88 at Fresno State (45-43), Feb. 15, 2001
- 89 vs. Air Force (51-38), March 1, 2017
- 89 vs. New Mexico (55-34), Jan. 26, 2013
- 89 at Air Force (43-46), March 8, 2008

#### Fewest Points Allowed

- 34 vs. New Mexico (55-34), Jan. 26, 2013
- 34 vs. Air Force (65-34), Feb. 7, 2009
- 38 vs. Air Force (51-38), March 1, 2017
- 38 vs. Air Force (49-38), Feb. 6, 2008
- 41 vs. Wyoming (67-41), Feb. 11, 2015
- 41 vs. Air Force (62-41), Feb. 6, 2007

#### Most Points Allowed

- 102 at Colorado State (89-102), March 3, 2003
- 101 at Wyoming (66-101), Feb. 3, 2001
- 100 at Brigham Young (90-100), Feb. 22, 2006
- 93 at Colorado State (88-93, ot), Feb. 19, 2005
- 93 vs. UNLV (91-93, ot), Feb. 12, 2005

#### Largest Margin of Victory

- 39 vs. Wyoming (96-57), Jan. 29, 2011
- 38 vs. UNLV (94-56), Feb. 17, 2018
- 37 at Air Force (98-61), Jan. 22, 2021
- 36 vs. San José State (85-49), Jan. 9, 2018
- 36 vs. UNLV (92-56), March 5, 2016

#### Largest Margin of Defeat

- 35 at Wyoming (66-101), Feb. 3, 2001
- 29 at Brigham Young (50-79), Jan. 13, 2001
- 29 at New Mexico (49-78), Feb. 26, 2000
- 28 at Nevada (81-53), March 9, 2019
- 28 vs. Colorado State (46-74), Feb. 12, 2000
- 28 at UNLV (55-83), Jan. 22, 2000

## Rebounding

#### Game

- 55 at UNLV (62-55), Jan. 1, 2022
- 54 vs. San Jose State (85-54), Feb. 8, 2021
- 52 vs. UNLV (92-56), March 5, 2016
- 50 vs. Wyoming (67-55), Dec. 30, 2015
- 50 at TCU (98-92, ot), March 3, 2012
- 50 at Air Force (70-58), Feb. 19, 2011
- 50 vs. Utah (85-53), Feb. 8, 2011
- 50 at New Mexico (81-74, ot), Feb. 20, 2007

#### Margin

- +24 (54-30) vs. San Jose State (85-24), Feb. 8, 2021
- +24 (42-18) at Air Force (91-59), Jan. 24, 2021
- +24 (50-26) vs. Wyoming (67-55), Dec. 30, 2015
- +23 (50-27) at Air Force (70-58), Feb. 19, 2011
- +21 (38-17) at Air Force (98-61), Jan. 22, 2021
- +21 (44-23) at TCU (76-57), Jan. 18, 2006

## Field Goal Shooting

#### Most Field Goals

- 38 vs. New Mexico (97-77), Jan. 15, 2019
- 36 vs. Wyoming (87-57), Jan. 28, 2021
- 36 at Air Force (98-61), Jan. 22, 2021
- 36 vs. UNLV (94-56), Feb. 17, 2018
- 35 vs. Colorado State (97-78), Jan. 24, 2018
- 35 vs. San José State (85-49), Jan. 9, 2018
- 35 vs. Wyoming (96-57), Jan. 29, 2011

#### Most Field Goals Attempted

- 90 at Colorado State (82-92, 2ot), Jan. 24, 2004
- 83 vs. Wyoming (85-88), Jan. 21, 2002
- 73 vs. San Jose State (77-55), Feb. 10, 2021
- 72 at UNLV (70-72), Feb. 16, 2013
- 72 at Brigham Young (90-100), Feb. 22, 2006

#### Highest Field Goal Percentage

- 68.2 (30-of-44) vs. Wyoming (79-51), Feb. 19, 2013
- 63.8 (30-of-47) at Colorado State (85-81), Feb. 4, 2006
- 62.5 (25-of-40) vs. Air Force (76-65), Feb. 12, 2022
- 61.4 (27-of-44) vs. Air Force (67-53), Feb. 22, 2003
- 61.0 (25-of-41) at Fresno State (75-57), Feb. 20, 2021
- 61.0 (25-of-41) vs. Colorado State (78-73), March 3, 2001

## Free Throw Shooting

#### Most Free Throws Made

- 33 vs. UNLV (91-93, ot), Feb. 12, 2005
- 31 vs. Wyoming (91-72), March 1, 2006
- 31 vs. UNLV (83-67), Jan. 14, 2006
- 28 vs. Wyoming (77-68), Jan. 31, 2017
- 28 at TCU (98-92, ot), March 3, 2012
- 28 vs. New Mexico (81-76), Jan. 21, 2009

#### Most Free Throws Attempted

- 46 at Air Force (61-44), Jan. 3, 2009
- 42 at Wyoming (86-73), March 1, 2003
- 41 vs. Fresno State (68-60), Jan. 15, 2014
- 40 vs. UNLV (91-93, ot), Feb. 12, 2005
- 39 vs. Wyoming (77-68), Jan. 31, 2017
- 39 vs. New Mexico (81-76), Jan. 21, 2009
- 39 vs. Wyoming (91-72), March 1, 2006

#### Highest Free-Throw Percentage (min. 12 FTA)

- 100.0 (12-of-12) at Air Force (63-48), Jan. 11, 2003
- 95.7 (22-of-23) at Air Force (70-60), Jan. 21, 2023
- 94.7 (18-of-19) vs. Colorado State (66-48), March 5, 2011
- 94.4 (17-of-18) at Nevada (83-76), Feb. 29, 2020
- 93.8 (15-of-16) vs. Brigham Young (66-69), Feb. 12, 2001
- 93.3 (14-of-15) at Wyoming (72-52), Jan. 8, 2020
- 93.3 (14-of-15) at UNLV (64-51), Jan. 17, 2017

## Three-Point Field Goals

#### Most Three-Point Field Goals

- 17 vs. Wyoming (96-57), Jan. 29, 2011
- 16 at Air Force (91-59), Jan. 24, 2021
- 15 at New Mexico (85-57), Jan. 29, 2020
- 14 vs. Colorado State (78-65), Jan. 4, 2021
- 14 vs. Colorado State (67-70), Jan. 2, 2021
- 14 vs. Utah State (80-68), Feb. 1, 2020
- 14 at Air Force (89-74), Feb. 8, 2020
- 14 vs. San Jose State (84-65), March 2, 2019

#### Most Three-Point Field Goals Attempted

- 35 at Nevada (69-72), Jan. 4, 2017
- 35 vs. Air Force (70-61), Feb. 13, 2016
- 34 at San José State (71-59), Feb. 24, 2018
- 33 vs. San Jose State (84-65), March 2, 2019
- 33 vs. Wyoming (96-57), Jan. 29, 2011
- 33 at New Mexico (85-57), Jan. 29, 2020
- 33 vs. Colorado State (66-60), Feb. 25, 2020

#### Highest Three-Point FG Percentage

- 69.2 (9-of-13) vs. New Mexico (75-69), Jan. 25, 2006
- 66.7 (8-of-12) at Fresno State (75-57), Feb. 20, 2021
- 62.5 (5-of-8) at Boise State (67-66), Feb. 5, 2014
- 62.5 (5-of-8) vs. New Mexico (68-62), Feb. 16, 2011
- 60.0 (9-of-15) at New Mexico (83-56), March 1, 2016
- 60.0 (9-of-15) at Fresno State (82-67), March 1, 2014
- 60.0 (9-of-15) at Colorado State (85-81), Feb. 4, 2006
- 60.0 (3-of-5) vs. Air Force (67-53), Feb. 22, 2003

## Other Statistics

#### Most Assists

- 30 vs. New Mexico (97-77), Jan. 15, 2019

#### Most Turnovers

- 28 vs. UNLV (79-80), Jan. 26, 2002

#### Fewest Turnovers

- 3 vs. San Jose State (72-51), Jan. 28, 2023

#### Most Blocked Shots

- 11 vs. Wyoming (96-57), Jan. 29, 2011
- 11 vs. Wyoming (85-88), Jan. 21, 2002

#### Most Steals

- 15 at Air Force (98-61), Jan. 22, 2021
- 15 vs. Wyoming (81-88, ot), Jan. 22, 2005

## Individual Single-Game

### Points

- 37, Brandon Heath at UNLV, Jan. 15, 2005
- 36, Malachi Flynn at Nevada, Jan. 29, 2020
- 35, Jamaal Franklin at TCU, March 3, 2012
- 32, Brandon Heath at New Mexico, Feb. 25, 2006
- 32, Myron Epps at Wyoming, Jan. 29, 2000
- 31, Xavier Thames at Utah State, Jan. 25, 2014
- 31, Jamaal Franklin vs. Colorado State, Feb. 25, 2012
- 31, Evan Burns vs. New Mexico, Feb. 24, 2003
- 30, Matt Bradley at Wyoming, Feb. 28, 2022
- 30, Jalen McDaniel vs. UNLV, Jan. 26, 2019
- 30, Jeremy Hemsley at Nevada, Jan. 4, 2017
- 30, D.J. Gay at New Mexico, Jan. 15, 2011
- 30, Kyle Spain vs. New Mexico, Jan. 21, 2009
- 30, Brandon Heath vs. Brigham Young, Feb. 24, 2007
- 30, Brandon Heath at New Mexico, Feb. 20, 2007
- 29, Brandon Heath vs. UNLV, Feb. 12, 2005
- 29, Brandon Heath vs. Wyoming, Jan. 22, 2005
- 28, Matt Bradley at San Jose State, Feb. 9, 2022
- 28, Jordan Schakel vs. Colorado State, Jan. 4, 2021
- 28, Matt Mitchell vs. Utah State, Feb. 1, 2020
- 28, Xavier Thames vs. Fresno State, Jan. 15, 2014
- 28, Malcolm Thomas vs. Utah, Feb. 20, 2010
- 28, Lorenzo Wade vs. Brigham Young, Feb. 23, 2008
- 28, Brandon Heath at Colorado State, Feb. 4, 2006
- 28, Brandon Heath at Colorado State, Feb. 19, 2005
- 28, Tony Bland vs. Air Force, Feb. 22, 2003
- 27, Matt Bradley vs. Air Force, Dec. 28, 2022
- 27, Matt Bradley at Colorado State, Feb. 4, 2022
- 27, Matt Bradley vs. UNLV, Jan. 24, 2022
- 27, Devin Watson at San Jose State, Feb. 2, 2019
- 27, Trey Kell vs. Fresno State, Jan. 19, 2016
- 27, Jamaal Franklin vs. UNLV, Jan. 16, 2013
- 27, Mohamed Abukar vs. Brigham Young, Feb. 24, 2007
- 27, Aerick Sanders vs. New Mexico, Feb. 2, 2004
- 27, Myron Epps vs. Air Force, Jan. 20, 2000
- 26, 10 times

## Field Goals Made

- 14, Myron Epps at Wyoming, Jan. 29, 2000
- 13, Malachi Flynn at Nevada, Feb. 29, 2020
- 13, Jeremy Hemsley at Nevada, Jan. 4, 2017
- 12, Billy White vs. Wyoming, Feb. 14, 2009
- 12, Brandon Heath vs. Brigham Young, Feb. 24, 2007
- 12, Brandon Heath vs. Wyoming, Jan. 22, 2005
- 12, Brandon Heath at UNLV, Jan. 15, 2005
- 12, Evan Burns vs. New Mexico, Feb. 24, 2003

## Field Goal Attempts

- 25, Jeremy Hemsley at Nevada, Jan. 4, 2017
- 24, Brandon Heath at New Mexico, Feb. 20, 2007
- 24, Brandon Heath at Colorado State, Feb. 19, 2005
- 23, Brandon Heath vs. Wyoming, Jan. 22, 2005
- 23, Myron Epps at Wyoming, Jan. 29, 2000

INTRODUCTION

COACHES & STAFF

PLAYERS

2022-23 REVIEW

RECORDS

HISTORY

AZTEC BASKETBALL MEDIA GUIDE

# Mountain West Records



MOUNTAIN WEST-RECORD 16-TIME CONFERENCE CHAMPIONS

## Field Goal Percentage (Min. 6 FGA)

- 100.0 (12-12), Billy White vs. Wyoming, Feb. 14, 2009
- 100.0 (7-7), Yanni Wetzell at Wyoming, Jan. 8, 2020
- 100.0 (7-7), Nathan Mensah vs. New Mexico, Jan. 15, 2019
- 100.0 (6-6), Trey Pulliam at UNLV, Jan. 26, 2020
- 100.0 (6-6), Kameron Rooks vs. Nevada, March 3, 2018
- 100.0 (6-6), Garrett Green vs. Wyoming, Feb. 22, 2012
- 100.0 (6-6), Billy White vs. Colorado State, March 5, 2011
- 100.0 (6-6), Mike Mackell vs. Colorado State, Jan. 19, 2002
- 90.9 (10-11), Chris Walton vs. Colorado State, Jan. 24, 2005

## Free Throws Made

- 17, Brandon Heath vs. UNLV, Feb. 12, 2005
- 14, Jamaal Franklin at TCU, March 3, 2012
- 14, Jamaal Franklin vs. Colorado State, Feb. 25, 2012
- 12, Xavier Thames vs. Colorado State, Feb. 1, 2014
- 12, Lorenzo Wade vs. New Mexico, Jan. 21, 2009
- 12, Marcus Slaughter at Wyoming, Jan. 28, 2006
- 12, Marcus Slaughter vs. UNLV, Jan. 14, 2006
- 12, Matt Thomas vs. Air Force, Feb. 28, 2005
- 12, Brandon Heath at UNLV, Jan. 15, 2005

## Free Throw Attempts

- 17, Jamaal Franklin at TCU, March 3, 2012
- 17, Brandon Heath vs. UNLV, Feb. 12, 2005
- 16, Marcus Slaughter at Wyoming, Jan. 28, 2006
- 15, Jamaal Franklin vs. Colorado State, Feb. 25, 2012
- 15, Lorenzo Wade vs. New Mexico, Jan. 21, 2009
- 15, Tony Bland at Colorado State, March 3, 2003

## Free Throw Percentage (Min. 8 FTM)

- 100.0 (17-17), Brandon Heath vs. UNLV, Feb. 12, 2005
- 100.0 (12-12), Xavier Thames vs. Colorado State, Feb. 1, 2014
- 100.0 (12-12), Brandon Heath at UNLV, Jan. 15, 2005
- 100.0 (11-11), Matt Mitchell vs. Nevada, Jan. 9, 2021
- 100.0 (10-10), Malachi Flynn at Utah State, Jan. 4, 2020
- 100.0 (10-10), Jalen McDaniels at San José State, Feb. 24, 2018
- 100.0 (10-10), Jeremy Hemsley vs. New Mexico, Feb. 6, 2016
- 100.0 (10-10), Kyle Spain at TCU, Feb. 28, 2009
- 100.0 (9-9), Jordan Schakel vs. San Jose State, Feb. 8, 2021
- 100.0 (8-8), Matt Mitchell vs. Boise State, Feb. 25, 2021
- 100.0 (8-8), Jamaal Franklin vs. UNLV, Jan. 15, 2012
- 100.0 (8-8), Mohamed Abukar vs. Wyoming, Jan. 3, 2007
- 100.0 (8-8), Kyle Spain vs. Wyoming, March 1, 2006
- 100.0 (8-8), David Abramowitz vs. Colorado State, March 3, 2001
- 100.0 (8-8), Marcelo Correa vs. Brigham Young, Feb. 12, 2001

## Three-Point Field Goals Made

- 8, Jordan Schakel vs. Colorado State, Jan. 4, 2021
- 8, Brandon Heath at New Mexico, Feb. 25, 2006
- 7, Adam Seiko vs. Utah State, Jan. 25, 2023
- 7, D.J. Gay at New Mexico, Jan. 15, 2011
- 7, David Abramowitz at Utah, Feb. 10, 2000
- 6, Adam Seiko vs. UNLV, Feb. 11, 2023
- 6, Jordan Schakel vs. San Jose State, Feb. 10, 2021
- 6, Jordan Schakel at Air Force, Jan. 24, 2021
- 6, KJ Feagin at New Mexico, Jan. 29, 2020
- 6, Jeremy Hemsley at Nevada, Jan. 4, 2017
- 6, D.J. Gay vs. Air Force, Jan. 19, 2011
- 6, D.J. Gay at New Mexico, Feb. 6, 2010
- 6, Brandon Heath vs. TCU, Feb. 18, 2006

## Three-Point Field Goal Attempts

- 14, Brandon Heath at New Mexico, Feb. 20, 2007
- 13, Jordan Schakel vs. San Jose State, Feb. 10, 2021
- 13, Jordan Schakel at Air Force, Jan. 24, 2021
- 13, Malachi Flynn vs. UNLV, Feb. 22, 2020
- 13, Brandon Heath at New Mexico, Feb. 25, 2006
- 12, Jeremy Hemsley at Nevada, Jan. 4, 2017
- 12, Trey Kell vs. Air Force, Feb. 13, 2016
- 12, Matt Shrigley vs. Air Force, Dec. 31, 2014
- 12, Jamaal Franklin vs. Colorado State, Jan. 12, 2013
- 12, Brandon Heath vs. TCU, Feb. 18, 2006

## Three-Point FG Percentage (Min. 4 3FGA)

- 100.0 (4-4), Jordan Schakel at Fresno State, Feb. 20, 2021
- 100.0 (4-4), Terrell Gomez vs. Wyoming, Jan. 28, 2021
- 100.0 (4-4), Matt Mitchell vs. Wyoming, Jan. 8, 2019
- 100.0 (4-4), Trey Kell at San José State, Feb. 21, 2016
- 100.0 (4-4), Malik Pope at Colorado State, Jan. 24, 2015
- 100.0 (4-4), Deandre Moore vs. Brigham Young, Feb. 11, 2002
- 85.7 (6-7), Matt Bradley vs. Air Force, Dec. 28, 2022
- 83.3 (5-6), D.J. Gay at Utah, Feb. 16, 2008
- 83.3 (5-6), Brandon Heath at Utah, March 5, 2005
- 80.0 (4-5), Chad Baker-Mazara at Fresno State, Feb. 19, 2022
- 80.0 (4-5), Aqeel Quinn at New Mexico, Feb. 17, 2015
- 80.0 (4-5), Aqeel Quinn vs. Wyoming, Feb. 11, 2015
- 80.0 (4-5), Matt Shrigley at Colorado State, Jan. 24, 2015
- 80.0 (4-5), Matt Shrigley at Fresno State, Jan. 3, 2015
- 80.0 (4-5), Matt Shrigley at UNLV, March 5, 2014
- 80.0 (4-5), Aqeel Quinn at Fresno State, March 1, 2014
- 80.0 (4-5), Kyle Spain at New Mexico, Feb. 21, 2009
- 80.0 (4-5), Chris Manker at Colorado State, Feb. 19, 2005

## Rebounds

- 20, Marcus Slaughter vs. UNLV, Jan. 14, 2006
- 18, Jamaal Franklin at Fresno State, Jan. 9, 2013
- 18, Marcus Slaughter at TCU, Jan. 18, 2006
- 17, Kawhi Leonard vs. UNLV, Jan. 12, 2011
- 16, Yanni Wetzell vs. Nevada, Jan. 18, 2020

- 16, Jamaal Franklin vs. Colorado State, Feb. 25, 2012
- 16, Malcolm Thomas vs. UNLV, Jan. 12, 2011
- 16, Aerick Sanders vs. Wyoming, Feb. 21, 2004
- 16, Aerick Sanders at Colorado State, Jan. 24, 2004

## Assists

- 11, Lorenzo Wade vs. Colorado State, March 1, 2008
- 11, Deandre Moore vs. Wyoming, March 1, 2001
- 9, Jeremy Hemsley vs. New Mexico, Jan. 15, 2019
- 9, Matt Mitchell vs. New Mexico, Jan. 15, 2019
- 9, Trey Kell vs. Nevada, March 3, 2018
- 9, Trey Kell at San José State, Feb. 24, 2018
- 9, Richie Williams at Wyoming, Jan. 14, 2009

## Steals

- 7, Deandre Moore vs. Colorado State, Feb. 1, 2003
- 6, Richie Williams vs. Utah, Jan. 27, 2007
- 5, 18 times (last: Nathan Mensah vs. New Mexico, Jan. 31, 2022)

## Blocks

- 6, Skylar Spencer vs. Colorado State, Feb. 14, 2015
- 6, Malcolm Thomas vs. Wyoming, Jan. 29, 2011
- 5, Marcus Slaughter vs. UNLV, Jan. 14, 2006
- 4, 30 times (last: Nathan Mensah at Fresno State, Feb. 15, 2023)



With 11 assists against Colorado State on March 1, 2008, Lorenzo Wade (2007-09) set the standard for a San Diego State men's basketball player in sharing the ball in a Mountain West game.

In his three-year Aztec's career, Wade stamped his name on the program's career lists. He is one of 35 players to have scored 1,000 points (1,200 total points & No. 19 all-time) and ranks in the top-20 in ten categories, including No. 15 in points, rebounds and assists (1,918), No. 16 in steals (125), No. 17 in assists (275), No. 19 in minutes (2,911) & free throw attempts (341).

INTRODUCTION  
COACHES & STAFF  
PLAYERS  
2022-23 REVIEW  
RECORDS  
HISTORY  
AZTEC BASKETBALL MEDIA GUIDE



# Viejas Arena Records



MOUNTAIN WEST-RECORD 16-TIME CONFERENCE CHAMPIONS

## Team Single-Game

### Points

#### Most Points

- 119 vs. Campbell (119-82), Dec. 12, 2006
- 118 vs. St. Katherine College (118-35), Dec. 27, 2013
- 103 vs. Texas Southern (103-64), Nov. 14, 2018
- 103 vs. Vanguard (103-49), Dec. 2, 1998
- 100 vs. Savannah State (100-67), Nov. 28, 2016
- Opp.:** 105 by TCU (61-105), Jan. 17, 1998
- NCAA:** 94 by West Virginia (94-71 Marshall), March 18, 2018

#### Most Points/Both Teams

- 201 vs. Campbell (119-82), Dec. 12, 2006
- 191 vs. Fresno State (94-97), Jan. 31, 1998
- 184 vs. UNLV (91-93, ot), Feb. 12, 2005
- 179 vs. Fresno State (84-95), Dec. 25, 1999
- 177 vs. Troy State (84-93), Nov. 30, 2003
- NCAA:** 175 by Alabama (90)/Marquette (85), March 16, 2006

#### Fewest Points Game

- 37 vs. Boise State (37-42), Jan. 22, 2022
- 41 vs. Utah (41-61), Feb. 5, 2005
- 42 vs. Stanford (42-63), Dec. 16, 1997
- 43 vs. Little Rock (43-49), Nov. 21, 2015
- 43 vs. Air Force (43-57), Jan. 31, 2004
- **Opp.:** 27 by CSU Bakersfield (51-27), Nov. 20, 2014
- NCAA:** 42 by Seton Hall (TCU 69-42), March 18, 2022

#### Fewest Points/Both Teams

- 78 vs. CSU Bakersfield (51-27), Nov. 20, 2014
- 79 vs. Boise State (37-42), Jan. 22, 2022
- 87 vs. Air Force (49-38), Feb. 6, 2008
- 89 vs. Air Force (51-38), March 1, 2017
- 89 vs. New Mexico (55-34), Jan. 26, 2013
- NCAA:** 109 by Cincinnati (66)/Kent State (43), March 17, 2001

#### Fewest Points Allowed

- 27 vs. CSU Bakersfield (51-27), Nov. 20, 2014
- 33 vs. UC Riverside (61-33), Dec. 22, 2014
- 34 vs. New Mexico (55-34), Jan. 26, 2013
- 34 vs. Air Force (65-34), Feb. 7, 2009
- 35 vs. St. Katherine College (118-35), Dec. 27, 2013
- Opp:** 37 by Boise State (37-42), Jan. 22, 2022
- NCAA:** 42 by TCU (69-42 Seton Hall), March 18, 2022

#### Most Points Allowed

- 105 vs. TCU (61-105), Jan. 17, 1998
- 97 vs. Fresno State (94-97), Jan. 31, 1998
- 95 vs. Fresno State (84-95), Feb. 25, 1999
- 93 vs. UNLV (91-93, ot), Feb. 12, 2005
- 89 vs. Arizona (81-89), Dec. 7, 2002
- **Opp.:** 119 by Campbell (119-82), Dec. 12, 2006
- NCAA:** 97 by Montana State (Texas Tech 97-62), March 18, 2022

#### Largest Margin of Victory

- 83 vs. St. Katherine College (118-35), Dec. 27, 2013
- 54 vs. Vanguard (103-49), Dec. 2, 1998
- 53 vs. Cal State Dominguez Hills (99-46), Dec. 12, 2018
- 51 vs. Redlands (94-43), Dec. 30, 2011
- 45 vs. UC San Diego (98-53), Nov. 27, 2001
- Opp.:** 44 by TCU (61-105), Jan. 17, 1998
- NCAA:** 35 by Texas Tech (97-62 Montana State), March 18, 2022

#### Largest Margin of Defeat

- 44 vs. TCU (61-105), Jan. 17, 1998
- 33 vs. Southern California (54-87), Dec. 20, 1999
- 28 vs. Colorado State (46-74), Feb. 12, 2000
- 26 vs. Utah (53-79), Jan. 16, 1999
- 25 vs. New Mexico (60-85), Feb. 8, 1999

## Rebounding

### Game

- 62 vs. Texas Southern, Nov. 5, 2019
- 57 vs. St. Katherine College, Dec. 27, 2013
- 55 vs. Savannah State, Nov. 28, 2016
- 54 vs. San Jose State, Feb. 8, 2021

- 53 vs. Cal State Dominguez Hills (99-46), Dec. 12, 2018
- 53 vs. Redlands, Dec. 30, 2011
- 52 vs. UNLV, March 5, 2016
- Opp.:** 50 by San Diego (52-55), Dec. 9, 2000
- NCAA:** 50 by Clemson (84-53 Auburn), March 18, 2018

### Margin

- +38 (95-57) vs. Occidental College, Dec. 2, 2022
- +34 (88-54) vs. Kennesaw State, Dec. 12, 2022
- +29 (42-13) vs. Occidental College, Dec. 31, 2010
- +26 (53-27) vs. Cal State Dominguez Hills, Dec. 12, 2018
- +25 (57-32) vs. St. Katherine College, Dec. 27, 2013
- +24 (54-30) vs. San Jose State, Feb. 8, 2021
- +24 (50-26) vs. Wyoming, Dec. 30, 2015
- +23 (80-57) vs. Cal State Fullerton, Nov. 7, 2022
- Opp.:** +21 (22-43) by Hawai'i (78-72), Feb. 20, 1999
- NCAA:** +21 (46-25) by Arizona (87-70 Wright State), March 18, 2022; (42-21) by Cincinnati (66-43 Kent State), March 17, 2001

## Field Goal Shooting

### Most Field Goals

- 48 vs. Campbell, Dec. 12, 2006
- 43 vs. St. Katherine College, Dec. 27, 2013
- 40 vs. UC San Diego, Nov. 27, 2001
- 38 vs. New Mexico, Jan. 15, 2019
- 38 vs. San Diego Christian, Nov. 26, 2010
- 38 vs. Vanguard, Dec. 2, 1998
- Opp.:** 41 by TCU (61-105), Jan. 17, 1998
- NCAA:** 36 by Texas Tech (97-62 Montana State), March 18, 2022

### Most Field Goals Attempted

- 83 vs. Savannah State, Nov. 28, 2016
- 83 vs. Wyoming, Jan. 21, 2002
- 75 vs. San Jose State, Feb. 10, 2021
- 75 vs. Cal Poly, Dec. 18, 2003
- 73 vs. Cal State Dominguez Hills, Dec. 12, 2018
- 73 vs. Arizona, Dec. 7, 2002
- Opp.:** 75 by Savannah State (100-67), Nov. 28, 2016; by Campbell (119-82), Dec. 12, 2007; TCU (61-105), Jan. 17, 1998
- NCAA:** 68 by Arizona (85-80 TCU), March 20, 2022

### Highest Field Goal Percentage

- 69.6 (48-of-69) vs. Campbell, Dec. 12, 2006
- 68.2 (30-of-44) vs. Wyoming, Feb. 19, 2013
- 67.8 (40-of-59) vs. UC San Diego, Nov. 27, 2001
- 64.0 (32-of-50) vs. Oklahoma State, Dec. 30, 2000
- 62.5 (25-of-40) vs. Air Force, Feb. 12, 2022
- Opp.:** 57.9 (20-of-38) by San Diego (51-52), Dec. 19, 1998
- NCAA:** 66.7 (36-of-54) by Texas Tech (97-62 Montana State), March 18, 2022

## Free Throw Shooting

### Most Free Throws Made

- 33 vs. UNLV, Feb. 12, 2005
- 33 vs. CSUN, Dec. 1, 2001
- 33 vs. Rice, Dec. 21, 1998
- 31 vs. Wyoming, March 1, 2006
- 31 vs. UNLV, Jan. 14, 2006
- Opp.:** 26 by Brigham Young (69-80), Jan. 20, 2003
- NCAA:** 31 by Stanford (90-83 St. Joseph's), March 17, 2001

### Most Free Throws Attempted

- 44 vs. CSUN, Dec. 1, 2001
- 41 vs. Fresno State, Jan. 15, 2014
- 41 vs. CSU Bakersfield, Jan. 2, 2013
- 40 vs. UNLV, Feb. 12, 2005
- 39 vs. Wyoming, Jan. 31, 2017
- 39 vs. San Diego Christian, Nov. 13, 2012
- 39 vs. New Mexico, Jan. 21, 2009
- 39 vs. Wyoming, March 1, 2006
- 39 vs. Florida Atlantic, Dec. 28, 2002
- 39 vs. IPFW, Jan. 2, 2002
- 39 vs. Rice, Feb. 21, 1998
- Opp.:** 34 by Brigham Young (69-80), Jan. 20, 2003
- NCAA:** 41 by Gonzaga (85-77 Oklahoma State), March 21, 2014

### Highest Free-Throw Percentage

- 94.7 (18-of-19) vs. Colorado State, March 5, 2011

- 94.1 (16-of-17) vs. Tennessee State, Nov. 25, 2019
- 93.8 (15-of-16) vs. Brigham Young, Feb. 12, 2001
- 92.9 (13-of-14) vs. USC, Nov. 17, 2011
- 92.9 (13-of-14) vs. Campbell, Dec. 12, 2006
- 92.3 (12-of-13) vs. Troy, Dec. 5, 2022
- 92.3 (12-of-13) vs. Pomona-Pitzer, Dec. 31, 2009
- 92.3 (24-of-26) vs. Pt. Loma Nazarene, Dec. 3, 2005
- **Opp.:** 100.0 (9-of-9) by San Diego Christian (88-69), Nov. 26, 2010; (5-of-5) by Air Force (71-55), Dec. 28, 2022; (5-of-5) by San Diego Christian (92-48), Dec. 18, 2019
- NCAA:** 90.9 (10-of-11) by Notre Dame (78-64 Alabama), March 18, 2022

## Three-Point Field Goals

### Most Three-Point Field Goals

- 19 vs. Occidental, Dec. 2, 2022
- 17 vs. Wyoming, Jan. 29, 2011
- 16 vs. UC San Diego, Dec. 2, 2002
- 14 vs. Colorado State, Jan. 4, 2021
- 14 vs. Colorado State, Jan. 2, 2021
- 14 vs. San Jose State, March 2, 2019
- 14 vs. Cal State Dominguez Hills, Dec. 12, 2018
- 14 vs. Savannah State, Nov. 28, 2016
- 14 vs. St. Katherine College, Dec. 27, 2013
- 14 vs. South Dakota State, March 3, 2006
- **Opp.:** 19 by Troy State (93-84), Nov. 30, 2003
- NCAA:** 13 by Air Force (78-69 Illinois), March 16, 2006

### Most Three-Point Field Goals Attempted

- 40 vs. Savannah State, Nov. 28, 2016
- 39 vs. Air Force, Feb. 13, 2016
- 37 vs. Occidental, Dec. 2, 2022
- 33 vs. San Jose State, March 2, 2019
- 33 vs. Wyoming, Jan. 29, 2011
- 33 vs. UC San Diego, Dec. 2, 2002
- **Opp.:** 40, by Wyoming (87-57), Jan. 28, 2021; Boise State (78-66), Feb. 25, 2021; Troy (93-84), Nov. 30, 2003
- NCAA:** 32 by Auburn (Clemson 84-53), March 18, 2018

### Highest Three-Point FG Percentage

- 81.8 (9-of-11) vs. UC San Diego, Nov. 15, 2006
- 69.2 (9-of-13) vs. New Mexico, Jan. 25, 2006
- 64.7 (11-of-17) vs. UC Santa Barbara, Dec. 6, 2012
- 63.6 (14-of-22) vs. St. Katherine College, Dec. 27, 2013
- 62.5 (5-of-8) vs. New Mexico, Feb. 16, 2011
- Opp.:** 61.5 (8-of-13) by UNLV (64-79), Feb. 11, 2003
- NCAA:** 62.5 (10-of-16) by Notre Dame (78-64 Alabama), March 18, 2022

## Other Statistics

### Most Assists

- 33 vs. Campbell, Dec. 12, 2006
- Opp.:** 24 by Washington, Dec. 27, 2003
- NCAA:** 24 by Arizona (84-61 Gonzaga), March 23, 2014

### Most Steals

- 17 vs. St. Katherine College, Dec. 27, 2013
- **Opp.:** 17 by Southern California, Dec. 20, 1999
- NCAA:** 15 by Arizona (84-61 Gonzaga), March 23, 2014

### Most Turnovers

- 28 vs. UNLV, Jan. 26, 2002
- **Opp.:** 29 by Hawai'i, Feb. 20, 1999
- NCAA:** 22 by Utah State (75-61 Washington), March 16, 2006, and by UNCG (89-60 Stanford), March 15, 2001

### Fewest Turnovers

- 3 vs. San Jose State, Jan. 28, 2023; vs. Pomona-Pitzer, Dec. 31, 2009
- Opp.:** 5 by Colorado State, Feb. 25, 2012, UC Riverside, Dec. 19, 2011
- NCAA:** 6 by Wright State (70-87 Arizona), March 18, 2022; by Auburn (84-53 Clemson), March 18, 2018; by Arizona (84-61 Gonzaga), March 23, 2014

### Most Blocked Shots

- 11 vs. Washington, Dec. 8, 2013
- 11 vs. Wyoming, Jan. 29, 2011
- 11 vs. Wyoming, Jan. 21, 2002
- Opp.:** 11 by Colorado State (69-72), Feb. 1, 2003
- **NCAA:** 12 by Arizona (68-59 Weber State), March 21, 2014

INTRODUCTION

COACHES & STAFF

PLAYERS

2022-23 REVIEW

RECORDS

HISTORY

AZTEC BASKETBALL MEDIA GUIDE

# Viejas Arena Records



MOUNTAIN WEST-RECORD 16-TIME CONFERENCE CHAMPIONS

## Individual Single-Game

### Points

- 35, Matt Mitchell vs. Brigham Young, Dec. 18, 2021
- 34, Aerick Sanders vs. Portland, Dec. 31, 2003
- 33, Tony Bland vs. Houston, Jan. 29, 2002
- 31, Matt Mitchell vs. Eastern Illinois, Nov. 20, 2017
- 31, Jamaal Franklin vs. Colorado State, Feb. 25, 2012
- 31, Jamaal Franklin vs. UC Davis, Nov. 13, 2011
- 31, Evan Burns vs. New Mexico, Feb. 24, 2003
- **Opp.:** 43, Ruben Douglas, New Mexico, Feb. 24, 2003
- NCAA:** 37, Marvin O'Connor, St. Joseph's vs. Stanford, March 17, 2001

### Field Goals Made

- 13, Aerick Sanders vs. Portland, Dec. 31, 2003
- 12, Matt Mitchell vs. Brigham Young, Dec. 18, 2021
- 12, Billy White vs. Wyoming, Feb. 14, 2009
- 12, Brandon Heath vs. Brigham Young, Feb. 24, 2007
- 12, Brandon Heath vs. Wyoming, Jan. 22, 2005
- 12, Evan Burns vs. New Mexico, Feb. 24, 2003
- 12, Tony Bland vs. Houston, Jan. 29, 2002
- **Opp.:** 15, Courtney Alexander, Fresno State, Feb. 25, 1999
- NCAA:** 15, Marvin O'Connor, St. Joseph's vs. Stanford, March 17, 2001

### Field Goal Attempts

- 24, Randy Holcomb vs. Florida Atl., Nov. 30, 2000
- 23, Brandon Heath vs. Wyoming, Jan. 22, 2005
- 22, Brandon Heath vs. Wyoming, Jan. 3, 2007
- 22, Brandon Heath vs. UCSB, Nov. 19, 2004
- 22, Randy Holcomb vs. Arizona State, Dec. 16, 2000
- 22, Matt Watts vs. Southern California, Nov. 29, 1997
- **Opp.:** 26, Ruben Douglas, New Mexico, Feb. 24, 2003
- NCAA:** 21, Kirk Haston, Indiana vs. Kent State, March 15, 2001

### Field Goal Percentage (Min. 6 FGM)

- 100.0 (12-12), Billy White vs. Wyoming, Feb. 14, 2009
- 100.0 (11-11), Aerick Sanders vs. Eastern Washington, Dec. 20, 2003
- 100.0 (7-7), Nathan Mensah vs. New Mexico, Jan. 15, 2019
- 100.0 (6-6), Kameron Rooks vs. Nevada, March 3, 2018
- 100.0 (6-6), Zylan Cheatham vs. Savannah State, Nov. 28, 2016
- 100.0 (6-6), Garrett Green vs. Wyoming, Feb. 22, 2012
- 100.0 (6-6), Billy White vs. Colorado State, March 5, 2011
- 100.0 (6-6), Mike Mackell vs. Colorado State, Jan. 19, 2002
- NCAA:** 88.9 (8-9), Eddie Lampkin, TCU vs. Arizona, March 20, 2022;
- Jamaal Davis, Cincinnati vs. Kent State, March 17, 2001

### Free Throws Made

- 17, Brandon Heath vs. UNLV, Feb. 12, 2005
- 14, Jamaal Franklin vs. Colorado State, Feb. 25, 2012
- 12, Devin Watson vs. Brigham Young, Dec. 22, 2018
- 12, Xavier Thames vs. Colorado State, Feb. 1, 2014
- 12, Lorenzo Wade vs. New Mexico, Jan. 21, 2009
- 12, Marcus Slaughter vs. UNLV, Jan. 14, 2006
- 12, Marcus Slaughter vs. Washington State, Dec. 10, 2005
- 12, Matt Thomas vs. Air Force, Feb. 28, 2005
- 12, Marcus Slaughter vs. UCSB, Nov. 19, 2004
- Opp.:** 15, Ruben Douglas, New Mexico, Feb. 24, 2003
- NCAA:** 12, Marcus Smart, Oklahoma State vs. Gonzaga, March 21, 2014;
- Kevin Pangos, Gonzaga vs. Oklahoma State, March 21, 2014

### Free Throw Attempts

- 17, Brandon Heath vs. UNLV, Feb. 12, 2004
- 16, Devin Watson vs. Brigham Young, Dec. 12, 2018
- 15, Winston Shepard vs. East Carolina, Nov. 23, 2015
- 15, Jamaal Franklin vs. Colorado State, Feb. 25, 2012
- 15, Lorenzo Wade vs. New Mexico, Feb. 21, 2009
- 15, Marcus Slaughter vs. Washington State, Dec. 10, 2005
- Opp.:** 16, Ruben Douglas, New Mexico, Feb. 24, 2003
- **NCAA:** 19, Marcus Smart, Oklahoma State vs. Gonzaga, March 21, 2014

### Free Throw Percentage (Min. 9 FTA)

- 100.0 (17-17), Brandon Heath vs. UNLV, Feb. 12, 2005
- 100.0 (12-12), Xavier Thames vs. Colorado State, Feb. 1, 2014
- 100.0 (11-11), Matt Mitchell vs. Nevada, Jan. 9, 2021

- 100.0 (10-10), Jeremy Hemsley vs. New Mexico, Feb. 2, 2016
- 100.0 (9-9), Jordan Schakel vs. San Jose State, Feb. 8, 2021
- 100.0 (9-9), Jamaal Franklin vs. CSU Bakersfield, Jan. 2, 2013
- 100.0 (9-9), Marcus Slaughter vs. Point Loma Nazarene, Dec. 3, 2005
- Opp.:** 100.0 (9-9), Deshon Taylor, Fresno State, Feb. 22, 2017; Brandon Ewing, Wyoming, Feb. 14, 2009
- NCAA:** 100.0 (10-10), Davion Berry, Weber State vs. Arizona, March 21, 2014; (9-9), Mike Miles, TCU vs. Arizona, March 20, 2022

### Three-Point Field Goals Made

- 8, Jordan Schakel vs. Colorado State, Jan. 4, 2021
- 8, John Sharper vs. South Dakota State, March 3, 2006
- 7, Adam Seiko vs. Utah State, Jan. 25, 2023
- 7, Al Faux vs. Oklahoma State, Dec. 30, 2000
- 7, Matt Mitchell vs. Eastern Illinois, Nov. 20, 2018
- 6, Adam Seiko vs. UNLV, Feb. 11, 2023
- 6, Jordan Schakel vs. San Jose State, Feb. 10, 2021
- 6, Devin Watson vs. Arkansas-Pine Bluff, Nov. 6, 2018
- 6, Chase Tapley vs. UC Santa Barbara, Dec. 6, 2012
- 6, D.J. Gay vs. Air Force, Jan. 19, 2011
- 6, Brandon Heath vs. TCU, Feb. 18, 2006
- 6, Steve Sir vs. UC San Diego, Dec. 2, 2002
- 6, Jason Richey vs. SMU, Jan. 15, 1998
- 6, Jasko Visnjic vs. Southwest Texas, Nov. 26, 1997
- Opp.:** 7, Desmond Cambridge, Brown, Dec. 29, 2018; Jermaine Lewis, UNLV, Feb. 11, 2003; Adam Spanich, USC, Nov. 29, 1997
- **NCAA:** 8, Jean Felix, Alabama vs. Marquette, March 16, 2006

### Three-Point Field Goal Attempts

- 14, Jason Richey vs. BYU, Nov. 14, 1997
- 13, Jordan Schakel vs. San Jose State, Feb. 10, 2120
- 13, Malachi Flynn vs. UNLV, Feb. 22, 2020
- 13, Josko Visnjic vs. Fresno State, Jan. 31, 1998
- 12, Matt Shrigley vs. Savannah State, Nov. 28, 2016
- 12, Trey Kell vs. Air Force, Feb. 13, 2016
- 12, Matt Shrigley vs. Air Force, Dec. 31, 2014
- 12, Jamaal Franklin vs. Colorado State, Jan. 12, 2013
- 12, John Sharper vs. South Dakota St., March 3, 2006
- 12, Brandon Heath vs. TCU, Feb. 18, 2006
- **Opp.:** 16, Derrick Alston, Boise State, Feb. 25, 2021; Damon Jackson, Fresno State, Dec. 8, 2001
- NCAA:** 13, Chuck O'Bannon, TCU vs. Arizona, March 20, 2022

### Three-Point FG Percentage (Min. 4 3FGA)

- 100.0 (4-4), Terrell Gomez vs. Wyoming, Jan. 28, 2021
- 100.0 (4-4), Matt Mitchell vs. Wyoming, Jan. 8, 2019
- 100.0 (4-4), Matt Shrigley vs. Washington, March 21, 2016
- 100.0 (4-4), Deandre Moore vs. BYU, Feb. 11, 2002
- 87.5 (7-8), Al Faux vs. Oklahoma St, Dec. 30, 2000
- 85.7 (6-7), Matt Bradley vs. Air Force, Dec. 28, 2023
- 83.3 (5-6), David Abramowitz vs. SCC, Dec. 2, 1998
- 80.0 (4-5), Jordan Schakel vs. Texas Southern, Nov. 5, 2019
- 80.0 (4-5), Jordan Schakel vs. Wyoming, Feb. 14, 2018
- 80.0 (4-5), Trey Kell vs. Georgia Tech, March 23, 2016
- 80.0 (4-5), Trey Kell vs. UNLV, March 5, 2016
- 80.0 (4-5), Aqeel Quinn vs. Wyoming, Feb. 11, 2014
- 80.0 (4-5), D.J. Gay vs. San Diego, Dec. 11, 2010
- **Opp.:** 100.0 (4-4), Luis Salgado, San Diego Christian, Nov. 16, 2016; Keion Mitchem, TCU, Jan. 16, 2010
- NCAA:** 80.0 (4-5), Bryson Williams, Texas Tech vs. Montana State, March 18, 2022; Matt McCraw, Air Force vs. Illinois, March 16, 2006 and by Jay Joseph, UNCG vs. Stanford, March 15, 2001

### Rebounds

- 20, Marcus Slaughter vs. UNLV, Jan. 14, 2006
- 18, Kawhi Leonard vs. CS Fullerton, Dec. 9, 2009
- 17, Josh Davis vs. McNeese State, Dec. 21, 2013
- 17, Kawhi Leonard vs. UNLV, Jan. 12, 2011
- 17, Marcus Slaughter vs. Washington State, Dec. 10, 2005
- Opp.:** 18, John Konchar, IPFW, March 15, 2016
- NCAA:** 17, Terrell Miller, Jr., Murray State vs. West Virginia, March 16, 2018

### Assists

- 12, Winston Shepard vs. IPFW, March 15, 2016
- 10, Malachi Flynn vs. LIU, Nov. 22, 2019
- 9, Malachi Flynn vs. Grand Canyon, Nov. 13, 2019

- 9, Jeremy Hemsley vs. New Mexico, Jan. 15, 2019
- 9, Matt Mitchell vs. New Mexico, Jan. 15, 2019
- 9, Trey Kell vs. Nevada, March 3, 2018
- 9, Jeremy Hemsley vs. Savannah State, Nov. 28, 2016
- 9, Chase Tapley vs. Pomona Pitzer, Dec. 31, 2009
- 9, Brandon Heath vs. UC San Diego, Nov. 27, 2005
- 9, Tony Bland vs. Norfolk State, Nov. 21, 2001
- 9, Deandre Moore vs. New Mexico St., Nov. 21, 2000
- Opp.:** 12, Sam Merrill, Utah State, Feb. 1, 2020
- NCAA:** 10, Dee Brown, Illinois vs. Air Force, March 16, 2006

### Steals

- 7, Chase Tapley vs. UC Davis, Nov. 13, 2011
- 7, Deandre Moore vs. Colorado State, Feb. 1, 2003
- 6, Lamont Butler vs. Brigham Young, Nov. 11, 2022
- 6, Richie Williams vs. Utah, Jan. 27, 2007
- 6, Matt Watts vs. Vanguard, Dec. 19, 1997
- 5, 23 times (last: Nathan Mensah vs. New Mexico, Jan. 31, 2022)
- Opp.:** 6, John Konchar, IPFW, March 15, 2016; Shane Rector, Utah State, Jan. 23, 2016; Marvella Harris, Fresno State, Jan. 19, 2016; Mike Housman, UMBG, Dec. 20, 2005
- NCAA:** 6, Jevon Carter, West Virginia vs. Murray State, March 16, 2018; Briante Weber, VCU vs. Stephen F. Austin, March 21, 2014; Marcus Smart, Oklahoma State vs. Gonzaga, March 21, 2014

### Blocks

- 6, Skylar Spencer vs. Colorado State, Feb. 14, 2015
- 6, Skylar Spencer vs. CSUN, Nov. 14, 2014
- 6, Malcolm Thomas vs. Wyoming, Jan. 29, 2011
- 6, Malcolm Thomas vs. Saint Mary's, Dec. 1, 2010
- 6, Malcolm Thomas vs. UC Riverside, Dec. 29, 2009
- **Opp.:** 7, Jakob Poehl, Utah, Nov. 18, 2014
- NCAA:** 5, Christian Koloko, Arizona vs. Wright State, March 18, 2022; Aaron Gordon, Arizona vs. Weber State, March 21, 2014, Kaleb Tarczewski, Arizona vs. Weber State, March 21, 2014

• - Indicates Viejas Arena record.

**NCAA** - refers to the 2001, 2006, 2018 & 2022 First and Second Rounds and the 2014 Second and Third Rounds, which were played in Cox/Viejas Arena.



On Feb. 14, 2009, Billy White became the second Aztec to make double digit baskets with out missing a single shot in Viejas Arena history. He went 12-of-12 from the floor against Wyoming passing Aerick Sanders who hit all 11 shots he took against Eastern Washington on Dec. 20, 2003.

In that 2008-09 season, White shot 66.3 percent from the floor, the second highest single-season field goal percentage in program history, and finished his Aztec career ranked eighth in career points (1,294) and entering 2021-22, is 12th on the all-time scoring list.



*In the pantheon of San Diego State men's basketball players, Brandon Heath (2004-07) is the only one to score at least 2,000 points.*

*Heath finished his Aztecs career with 2,189 points and was inducted into the San Diego State Hall of Fame in 2013.*



## Inside:

Year-By-Year Results	118
vs. All Opponents	128
All-Time Series	129
vs. Division I Conferences	140
Series Superlatives	142
Jersey Numbers	144
Year-By-Year Summary	146
vs. Nationally Ranked Opponents	150
Statistical History	152
Awards & Honors	154
Aztec Hall of Fame	156
Retired Jerseys	159
1,000-Point Scorers	160
Annual Statistical Leaders	166
Letterwinners	168
Individual Division I Era Statistics	170
National Postseason	175
Conference Tournaments	188
Attendance/Home Record	191
Rallies/Clutch Shots	193

# Year-By-Year Records



MOUNTAIN WEST-RECORD 16-TIME CONFERENCE CHAMPIONS

## 1921-22 • 14-8; 4-1 SCC

Home: 10-4, Away: 4-4

Head Coach: C.E. Peterson

D.20	San Diego County All Stars	W	30-13
D.23	at San Diego YMCA	L	27-32
D.26	Alumni at Stanford	L	3-24
D.30	Alumni at Stanford	L	19-23
	San Diego Rowing Club	W	23-21
J.12	First National Bank	W	24-20
J.13	*Santa Ana JC	W	27-16
	National City	W	62-22
J.17	San Diego High School	L	20-25
	San Diego State JV	W	64-10
J.24	at Coronado HS	W	43-16
J.27	San Diego HS	ot-L	21-22
J.30	Grossmont HS	W	70-15
F.3	*at Chaffey JC	L	15-20
F.7	Army-Navy Academy (JC)	W	29-9
F.10	*Pomona JC	W	37-5
F.17	Bank League All-Stars	W	24-22
	Total Points		538-315

1 win, 2 losses vs. unknown teams. Forfeit wins vs. Riverside & Fullerton JC.

\* - Southern California JC Conference game

## 1922-23 • 17-5; 6-0 SCC

Home: 14-3, Away: 3-2

Head Coach: C.E. Peterson

D.14	at Coronado High School	W	42-13
D.19	at Fleet Air	L	16-37
D.22	Hancock's All-Comets	W	36-16
D.29	Cal Tech	W	30-19
J.3	Grossmont HS	W	35-14
J.6	at UCLA	L	20-39
J.9	Grossmont HS	W	43-18
J.11	First National Bank	W	27-21
J.12	Sweetwater HS	W	27-23
J.16	University Christian Church	W	30-11
J.18	San Diego State All-Stars	L	9-13
J.20	*at Pomona JC	W	45-12
J.24	*Fullerton JC	W	31-4
J.26	31st Division-Destroyers	L	30-54
J.29	First National Bank	W	22-21
J.31	San Diego HS (D)	W	25-17
F.2	*Chaffey JC	W	26-22
F.5	First National Bank	L	21-24
	San Diego State All-Stars	W	33-28
F.9	*at Santa Ana JC	W	34-18
F.16	*Riverside JC	W	23-9
F.24	*Citrus JC (D)	W	36-20
	Total Points		641-453

\* - Southern California JC Conference game

## 1923-24 • 7-6; 5-1 SCC

Home: 5-5, Away: 2-1

Head Coach: C.E. Peterson

D.19	35th Division (D)	L	25-37
D.21	Whittier	L	9-28
D.26	Alumni at Stanford	L	9-12
J.5	Eta Omega Delta (Hods)	L	13-15
J.7	First National Bank	L	6-26
J.12	*Citrus JC (D)	W	28-18
J.26	*Santa Ana JC	W	41-10
J.30	San Diego Marines	W	34-13
F.2	*at Fullerton JC	W	25-16
	San Diego YMCA All-Stars	W	38-24
F.9	*at El Centro JC	W	38-11
F.16	*Pomona JC	W	48-18
F.23	*at Riverside JC	L	11-26
	Total Points		325-254

\* - Southern California JC Conference game

## 1924-25 • 17-7; 3-0 SCC

Home: 16-4, Away: 1-3

Head Coach: C.E. Peterson

D.15	Ramona High School (D)	W	51-15
D.18	USS Omaha (D)	W	43-24
D.20	at Central Christian Church	L	34-45
D.22	32nd Division-Destroyers (D)	ot-L	41-44
D.27	at UCLA	L	33-53
J.3	at Whittier	L	19-23
J.8	San Diego Navy	W	50-24
J.10	*Riverside JC	W	27-20
J.14	First National Bank (D)	L	17-25
J.17	*at Citrus JC	W	42-17
J.24	Pasadena JC	W	31-18
J.29	USS Melville (D)	W	27-13
J.30	North Island NAS	W	42-17
F.4	San Diego Marines (D)	W	52-32
F.7	*Fullerton JC	W	51-6
F.11	San Diego High School (D)	W	46-14
F.13	USS Omaha (D)	L	22-33
F.18	First National Bank	L	23-31

## SAN DIEGO COUNTY AAU TOURNAMENT

F.24	Bostonians	W	50-20
F.25	San Diego Marines	W	48-35
F.26	USS Omaha (CH)	W	32-16
	Total Points		781-525

Forfeit Wins vs. Santa Ana JC, El Centro JC & Pomona JC.

\* - Southern California JC Conference game

## 1925-26 • 15-4 Independent

Home: 11-3, Away: 4-1

Head Coach: C.E. Peterson

D.19	UCLA	L	17-32
D.21	at Redlands	W	23-10
D.23	Fletcher Five	W	28-24
D.26	at National City Baptists	W	27-25
	Eta Omega Delta (Hods)	W	31-14
	San Diego YMCA	W	30-26
J.8	California 145's	W	28-24
J.13	Submarine Division	L	12-16
J.16	at Chapman College	W	44-5
J.20	Todd's All-Stars	W	29-11
J.23	at Loyola Marymount	L	14-20
J.27	at Grossmont H.S.	W	30-11
J.28	Todd's All-Stars	W	33-29
J.30	San Diego Marines	W	37-12
F.6	Loyola Marymount	W	24-17
F.9	San Diego Marines	W	34-22
F.13	Southwestern Law Univ. (Calif.)	W	31-14
F.20	USC Dentists	W	31-20

## SAN DIEGO AAU TOURNAMENT

F.25	San Diego YMCA	L	14-33
	Total Points		517-365

## 1926-27 • 9-6; 5-6 SCAC

Home: 9-0, Away: 0-6

Head Coach: Tom McMullen

D.22	*at Whittier	L	16-26
D.23	*at Whittier	L	20-32
D.27	DeMolay	W	26-19
J.8	*Pomona	W	26-14
J.14	*at UCLA	L	9-29
J.15	*at UCLA	L	19-28
J.21	*at Occidental	ot-L	22-24
J.22	*at Occidental	L	24-25
J.26	*La Verne	W	30-27
J.28	*La Verne	W	32-23
F.12	*Cal Tech	W	37-20
F.19	*Redlands	W	24-13

## SAN DIEGO AAU TOURNAMENT

F.23	Grossmont HS Alumni	W	25-18
F.24	San Diego YMCA	W	31-13
F.26	San Diego Navy (CH)	W	42-25
	Total Points		383-336

\* - Southern California Intercollegiate Athletic Conference game

## 1927-28 • 10-8; 2-6 SCAC

Home: 7-4, Away: 3-4

Head Coach: Tom McMullen

D.30	USS Aroostock (D)	W	61-1
J.2	San Diego Navy	W	50-32
J.3	at Escondido Creamery	L	19-23
	San Diego Marines	W	22-20
J.7	*Occidental	L	22-29
J.14	at National City All-Stars	W	32-23
J.21	*at Redlands	W	25-21
J.28	*at Pomona	L	34-36
F.3	*Whittier	L	30-47
F.4	*Whittier	L	25-36
F.7	San Diego Naval Hospital	W	44-32
F.11	*at Cal Tech	L	28-42
F.24	*at La Verne	L	28-29
F.25	*at La Verne	W	40-32

## SAN DIEGO YMCA TOURNAMENT

F.29	Sweetwater HS Alumni	W	46-28
M.1	DeMolay	W	28-19
M.2	San Diego Athletic Club	W	42-34
M.3	Submarines Pacific (CH)	L	23-28
	Total Points		599-512

\* - Southern California Intercollegiate Athletic Conference game

## 1928-29 • 8-8; 3-4 SCAC

Home: 7-3, Away: 1-5

Head Coach: Tom McMullen-Morris Gross

D.7	San Diego Naval Hospital (D)	W	33-30
D.13	San Diego Basketball Coaches (D)	W	45-32
D.15	DeMolay	L	26-36
D.22	at San Diego YMCA	L	42-47
D.28	Alumni (D)	W	43-36
J.5	Chapman College	L	25-37
J.12	*Pomona	W	32-18
J.18	*La Verne	W	31-28
J.19	*La Verne	L	27-37

J.29	San Diego Navy	W	38-27
J.30	at San Diego Athletic Club	W	29-28
F.1	*at Occidental	L	15-54
F.9	*Cal Tech	W	33-29
F.16	*at Whittier	L	25-34

## SAN DIEGO YMCA TOURNAMENT

E.20	San Diego Athletic Club 'B'	L	24-28
M.2	*Redlands	L	13-20
	Total Points		481-521

McMullen coached the first seven games of the '28-'29 season.

\* - Southern California Intercollegiate Athletic Conference game

## 1929-30 • 6-6; 2-5 SCAC

Home: 6-3, Away: 0-3

Head Coach: Morris Gross

D.16	USS Aroostock (D)	W	83-42
D.18	USS Melville (D)	W	
J.4	Alumni (D)	W	32-25
J.9	San Diego Marines	L	25-34
J.18	*Pomona	L	18-20
J.25	*Cal Tech	W	23-19
F.8	Chapman College	W	24-17
F.14	*at La Verne	L	20-27
F.15	*at La Verne	L	24-54
F.21	*Whittier	L	20-26
F.22	*Whittier	W	33-20
M.1	*at Redlands	L	10-30
	Total Points		312-314

\* - Southern California Intercollegiate Athletic Conference game

## 1930-31 • 7-3; 4-3 SCAC

Home: 6-1, Away: 1-2

Head Coach: Morris Gross

D.23	Alumni (D)	W	28-24
	San Diego YMCA	W	
	DeMolay	W	
J.10	*at Cal Tech	W	29-16
F.6	*Occidental	W	28-25
F.14	*Pomona	W	44-24
F.21	*La Verne	W	36-21
F.28	*Redlands	L	25-43
M.6	*at Whittier	L	23-25
M.7	*at Whittier	L	24-30
	Total Points		237-208

\* - Southern California Intercollegiate Athletic Conference game

## 1931-32 • 13-2-1; 5-1 SCAC

Home: 9-1-1, Away: 4-1

Head Coach: Morris Gross

D.22	Bank of Italy	W	
D.23	North Island NAS (D)	W	
D.24	Alumni (D)	W	41-23
D.28	Fletcher Five (D)	W	26-14
D.29	Mannen's All-Stars	W	29-28
D.31	North Island NAS (D)	W	63-21
J.2	San Diego Marines (D)	W	33-21
J.6	San Diego YMCA (D)	T	34-34
J.9	*Whittier	W	37-33
J.16	Chapman College	W	41-36
J.29	Olson's Swedes	L	25-42
F.6	*at Occidental	W	39-35
F.13	*at Pomona	W	35-26
F.19	*at La Verne	L	25-29
F.20	*at La Verne	ot-W	29-28
F.27	*at Redlands	W	30-23
	Total Points		487-393

\* - Southern California Intercollegiate Athletic Conference game

## 1932-33 • 5-6; 4-3 SCAC

Home: 5-4, Away: 0-2

Head Coach: Morris Gross

D.30	Alumni (D)	W	28-26
J.21	Olson's Swedes	L	23-36
J.24	House of David	L	20-47
F.4	*Redlands	W	28-26
F.10	*at Whittier	L	26-28
F.11	*at Whittier	L	26-38
F.18	*Pomona	W	29-27
M.4	*Occidental	L	20-33
M.14	MCRD	L	27-44
M.17	*La Verne	W	35-34
M.18	*La Verne	W	43-33
	Total Points		305-372

\* - Southern California Intercollegiate Athletic Conference game

## 1933-34 • 11-5; 10-2 SCAC

Home: 6-3, Away: 5-2

Head Coach: Morris Gross

D.22	Alumni	L	16-24
D.29	Alhambra Athletic Club	W	43-26
J.6	Firestones	L	22-66

INTRODUCTION

COACHES & STAFF

PLAYERS

2022-23 REVIEW

RECORDS

HISTORY

AZTEC BASKETBALL MEDIA GUIDE



# Year-By-Year Records



J.12	*at Redlands	L	18-23
J.13	*at Redlands	L	23-35
J.19	*at Whittier	W	34-28
J.20	*at Whittier	W	37-29
J.27	Olson's Swedes	L	23-29
E.3	*Cal Tech	W	45-9
F.9	*Santa Barbara State	W	40-21
F.10	*Santa Barbara State	W	49-25
F.16	*Occidental	W	33-22
F.17	*Occidental	W	27-23
F.24	*at Pomona	W	44-32
M.2	*at La Verne	ot-W	46-38
M.3	*at La Verne	W	32-26
Total Points			532-456

\* - Southern California Intercollegiate Athletic Conference game

## 1934-35 • 13-7; 5-5 SCIAC

Home: 9-5, Away: 4-2

Head Coach: Morris Gross

D.22	at Brawley JC	W	41-18
D.23	at El Centro JC	W	55-16
D.29	Alumni	W	32-24
J.4	UCLA	ot-L	28-31
J.5	UCLA	L	25-34
J.12	Alhambra Athletic Club	W	39-32
J.18	*La Verne	W	34-27
J.19	*La Verne	W	28-20
J.31	Olson's Swedes	ot-W	51-47
F.1	Hanson's All-Stars	W	51-50
F.8	*at Whittier	L	33-42
F.9	*at Whittier	L	29-31
F.13	San Diego Marines (D)	W	42-37
F.16	Cal Tech	W	47-33
F.22	*at Santa Barbara State	W	37-23
F.23	*at Santa Barbara State	W	44-27
M.1	*Occidental	L	28-37
M.2	*Occidental	W	45-35
M.8	*Redlands	L	28-31
M.9	*Redlands	L	30-40
Total Points			747-635

\* - Southern California Intercollegiate Athletic Conference game

## 1935-36 • 11-5; 7-3 SCIAC

Home: 9-3, Away: 2-2

Head Coach: Morris Gross

J.4	Alumni	W	34-33
J.11	Alhambra Athletic Club	W	27-22
J.17	*Santa Barbara State	W	38-35
J.18	*Santa Barbara State	W	26-22
J.24	Broadway Clowns	W	30-17
F.1	Olson's Swedes	L	30-40
F.7	*at Redlands	L	37-43
F.8	*at Redlands	L	25-39
F.14	*Whittier	W	32-30
F.15	*Whittier	L	34-42
F.21	*at La Verne	W	38-18
F.22	*at La Verne	W	40-36
F.28	*Occidental	W	48-31
F.29	*Occidental	W	40-36
M.6	San Diego Marines	L	41-44
M.7	San Diego Marines	W	40-38
Total Points			560-526

\* - Southern California Intercollegiate Athletic Conference game

## 1936-37 • 17-9; 9-1 SCIAC

Home: 14-3, Away: 3-6

Head Coach: Morris Gross

D.14	at Chapman	W	46-44
D.16	at Chico State	L	38-41
D.17	at Chico State	L	42-56
D.18	at Southern Oregon	L	28-44
D.21	at Modesto JC	L	24-35
D.22	at San Jose State	L	32-34
D.23	at San Jose State	W	37-35
J.8	Alumni	W	40-26
J.9	Alumni	W	38-20
J.14	Broadway Clowns	L	38-44
J.22	*at Whittier	W	40-38
J.23	*at Whittier	ot-L	38-41
J.29	House of David	L	32-35
J.30	Chapman	W	47-32
F.5	*Redlands	W	37-26
F.8	*Redlands	W	48-43
F.12	*Santa Barbara State	W	50-31
F.13	*Santa Barbara State	W	49-33
F.19	*La Verne	W	44-30
F.20	*La Verne	W	37-20
F.23	Alhambra Athletic Club	W	48-22
F.26	*Occidental	W	48-42
F.27	*Occidental	W	43-40
M.2	San Diego Marines	W	49-22
M.4	San Diego Marines	L	34-38

M.6	San Diego Marines	W	42-31
Total Points			1,049-903

\* - Southern California Intercollegiate Athletic Conference game

## 1937-38 • 20-8; 5-3 SCIAC

Home: 18-7, Away: 2-1

Head Coach: Morris Gross

D.3	Alumni	W	40-24
D.7	Chico State	W	47-35
D.8	Chico State	W	49-31
D.10	Chapman	L	38-54
D.11	Pacific Coast Club	W	46-42
D.17	Whittier Junior Chamber of Commerce	W	37-21
D.27	Arizona State	W	55-46
D.28	Arizona State	W	47-27
D.29	Southern Oregon	W	39-34
J.7	New Mexico Mines	W	42-28
J.8	Chapman	L	36-43
J.12	at Loyola Marymount	W	34-31
J.14	Navy Officers Club	W	34-31
J.18	House of David	L	44-46
J.20	Harlem Globetrotters	W	38-36
J.22	Pacific Coast Club	W	47-46
J.25	Broadway Clowns	L	40-42
J.28	Loyola Marymount	L	21-39
F.4	*Whittier	L	41-46
F.5	*Whittier	L	29-43
F.11	*at Redlands	L	29-33
F.12	*at Redlands	W	32-22
F.18	*Santa Barbara State	W	41-30
F.19	Santa Barbara State	W	57-36
F.25	*La Verne	W	49-37
F.26	*La Verne	W	55-25
M.4	*Occidental	W	54-44
M.5	*Occidental	W	42-29
Total Points			1,163-1,001

\* - Southern California Intercollegiate Athletic Conference game

## 1938-39 • 24-7; 6-2 SCIAC

NAIA CHAMPIONSHIP - NATIONAL FINALIST

Home: 15-6, Away: 5-0, Neutral: 4-1

Head Coach: Morris Gross

D.2	Alumni	W	35-21
D.5	Southern California	L	37-42
D.6	Southern California	L	34-44
D.9	UCLA	W	52-49
D.10	UCLA	W	56-43
D.16	at Chapman	W	61-32
D.22	Loyola Marymount	W	47-39
D.23	Loyola Marymount	L	27-30
J.5	University of Mexico	W	48-30
J.7	Chapman	W	46-27
J.13	at Santa Barbara State	W	37-35
J.14	at Santa Barbara State	W	47-42
J.17	House of David	W	46-44
J.21	Cal Tech	W	65-14
J.26	Broadway Clowns	L	41-42
J.28	New Mexico Mines	W	37-32
F.3	*Pomona	ot-L	35-36
F.4	*Pomona	W	49-27
F.10	*at Whittier	W	45-39
F.11	*at Whittier	W	40-32
F.17	*Redlands	W	47-34
F.18	*Redlands	W	44-38
F.24	*Occidental	W	37-35
F.25	*Occidental	L	43-44
M.3	San Jose State	W	38-33
M.4	San Jose State	W	57-28

\* - Southern California Intercollegiate Athletic Conference game

## 1939-40 • 22-6; 3-3 CCAA

NAIA CHAMPIONSHIP - NATIONAL FINALIST

Home: 18-3, Away: 0-2, Neutral: 4-1

Head Coach: Morris Gross

D.1	UCLA	W	46-24
D.2	UCLA	L	28-31
D.8	Alumni	W	42-30
D.12	Chico State	W	43-36
D.13	Chico State	W	39-25
J.5	*Fresno State	W	42-29
J.6	*Fresno State	W	62-24
J.11	Pomona	W	48-21
J.15	California	L	34-36
J.19	House of David	W	50-41
J.20	House of David	W	38-32

## MOUNTAIN WEST-RECORD 16-TIME CONFERENCE CHAMPIONS

J.25	Broadway Clowns	W	46-35
J.26	Broadway Clowns	W	39-30
F.2	Occidental	W	38-27
F.3	Occidental	W	54-28
F.9	Loyola Marymount	W	29-28
F.10	Loyola Marymount	W	32-28
F.16	*Santa Barbara State	W	62-41
F.17	*Santa Barbara State	L	34-35
F.23	Whittier	W	46-43
F.24	Whittier	W	44-31
M.1	*at San Jose State	L	27-46
M.2	*at San Jose State	L	18-31

NAIA TOURNAMENT (Kansas City, Mo.)

M.12	East Central State (Okla.)	W	36-35
M.13	Appalachian State (N.C.)	W	48-46
M.14	Pittsburg State (Kan.)	W	32-30
M.15	Delta State (Miss.)	W	30-28
M.16	Tarkio College (Mo.)	L	42-52
Total Points			1,129-923

\* - California Collegiate Athletic Association game

## 1940-41 • 24-7; 8-4 CCAA

NAIA CHAMPIONSHIP - NATIONAL CHAMPION

Home: 15-3, Away: 4-4, Neutral: 5-0

Head Coach: Morris Gross

D.6	UCLA	W	33-28
D.7	UCLA	W	34-31
D.13	New Mexico State	W	42-29
D.14	New Mexico State	W	39-28
D.19	Brigham Young	W	49-45
D.20	Brigham Young	W	42-40
D.27	Lockhead Air	L	36-40
J.4	at California	W	29-28
J.6	at Stanford	L	29-52
J.10	*Fresno State	W	45-31
J.11	*Fresno State	W	45-31
J.20	*San Jose State	L	27-44
J.21	*San Jose State	W	50-39
J.24	*at Fresno State	W	46-39
J.25	*at Fresno State	W	52-38
J.31	Broadway Clowns	W	46-32
F.1	Broadway Clowns	W	52-27
F.7	*Santa Barbara State	W	56-48
F.8	*Santa Barbara State	W	37-20
F.14	Whiskered Wizards	W	56-41
F.15	Whiskered Wizards	W	56-28
F.21	*at Santa Barbara State	W	60-40
F.22	*at Santa Barbara State	L	34-49
F.24	*at San Jose State	L	48-53
F.25	*at San Jose State	L	37-41
M.1	Lockhead Air	L	32-38

NAIA TOURNAMENT (Kansas City, Mo.)

M.11	Western Montana	W	46-29
M.12	Culver Stockton (Mo.)	ot-W	46-41
M.13	Texas Wesleyan	W	44-42
M.14	West Texas State	W	43-40
M.15	Murray State	W	36-34
Total Points			1,327-1,146

\* - California Collegiate Athletic Association game

## 1941-42 • 13-9; 8-4 CCAA

NAIA CHAMPIONSHIP - SECOND ROUND

Home: 10-6, Away: 2-2, Neutral: 1-1

Head Coach: Morris Gross

D.9	Alumni	L	34-37
D.11	Chico State	W	39-37
J.6	Consolidated Aircraft	L	43-46
J.9	Loyola Marymount	W	36-29
J.10	Loyola Marymount	L	27-35
J.12	California	W	27-26
J.16	*at Santa Barbara State	W	39-29
J.17	*at Santa Barbara State	L	29-32
J.24	Consolidated Aircraft	L	41-44
J.30	Broadway Clowns	W	31-24
F.6	*Fresno State	W	36-35
F.7	*Fresno State	W	37-26
F.13	*Santa Barbara State	W	34-33
F.14	*Santa Barbara State	L	18-28
F.20	*at Fresno State	L	30-59
F.21	*at Fresno State	W	48-46
M.2	*San Jose State	W	35-33
M.3	*San Jose State	W	40-34
M.4	*San Jose State	L	45-46
M.5	*San Jose State	W	66-47

NAIA TOURNAMENT (Kansas City, Mo.)

M.10	Chadron State (Neb.)	W	39-36
M.11	Bemidji Teachers	L	32-41
Total Points			806-803

\* - California Collegiate Athletic Association game.

INTRODUCTION

COACHES & STAFF

PLAYERS

2022-23 REVIEW

RECORDS

HISTORY

AZTEC BASKETBALL MEDIA GUIDE

# Year-By-Year Records



MOUNTAIN WEST-RECORD 16-TIME CONFERENCE CHAMPIONS

## 1942-43 • 14-9; Independent

Home: 11-5, Away: 3-4

Head Coach: Don Delauer & Dick Mitchell

D.4	Section Base-Point Loma (D)	W	41-36
D.11	Air Base Group 2 (D)	W	55-37
D.30	Camp Callan 57th Battalion (D)	W	47-45
J.8	Loyola Marymount	W	36-34
J.9	Loyola Marymount	W	34-30
J.15	Pepperdine	W	40-35
J.16	Pepperdine	L	25-31
J.22	Santa Ana Army Air Base	L	34-36
J.23	Santa Ana Army Air Base	W	43-38
J.29	Kearney Flyers (D)	W	68-25
F.5	at Whittier	L	36-50
F.6	at Whittier	W	46-39
F.8	at Occidental	W	47-36
F.12	Section Base-Point Loma	L	32-42
F.13	Camp Callan 57th Battalion	W	56-40
F.19	Whittier	W	52-48
F.20	Whittier	L	42-46
F.26	at Pepperdine	L	38-40
F.27	at Pepperdine	L	45-48
M.1	at Santa Ana Army Air Base	W	48-30
M.2	at Santa Ana Army Air Base	ot-L	45-46
M.5	Wilmington Coast Guard	W	62-25
M.6	20th Century Fox	L	36-40
Total Points			1,008-877

## 1943-44 • 6-10; Independent

Home: 4-7, Away: 2-3

Head Coach: Alex Alexander

N.19	Alumni	L	18-39
D.3	San Diego Coast Guard	L	20-22
D.4	Veteran's Service League	W	33-24
D.10	at Pepperdine	L	36-47
D.11	at Pepperdine	L	33-48
D.17	Fleet Air	W	31-30
D.18	San Bernardino Army Air Base	W	50-10
D.29	at San Diego Navy	L	30-56
D.30	Rohr	W	39-32
J.6	at Santa Ana Army Air Base	L	33-36
J.7	at Whittier	W	51-24
J.8	at Veteran's Service League	W	44-36
J.14	Pepperdine	L	29-56
J.15	Pepperdine	L	36-61
J.29	North Island NAS	L	31-34
F.1	Harlem Globetrotters	L	37-43
Total Points			551-598

## 1944-45 • 11-16; Independent

Home: 6-12, Away: 5-4

Head Coach: Alex Alexander

D.1	Alumni	L	19-27
D.2	San Diego Naval Hospital	L	27-43
D.8	at Santa Barbara	W	41-35
D.9	at Santa Barbara	W	74-40
D.15	Ryan All-Stars	W	41-25
D.16	Veteran's Service League	L	25-26
D.22	San Diego Amphibious Training Base	L	30-44
D.29	at San Diego Amphibious Training Base	L	45-55
J.5	San Diego Amphibious Training Base	W	60-35
J.6	Ryan All-Stars	W	32-29
J.12	North Island NAS	L	37-47
J.13	Vultee Aircraft - Downey	L	44-46
J.19	at Veteran's Service League	W	49-36
J.20	at Occidental	L	40-42
J.26	San Diego Dons	L	28-47
J.27	San Diego Dons	L	35-37
F.2	North Island NAS	L	39-44
F.3	Santa Ana Army Air Base	W	43-39
F.6	Harlem Globetrotters	L	37-40
F.9	at Pepperdine	L	37-49
F.10	at Pepperdine	L	28-46
F.16	San Diego Naval Hospital	W	33-31
F.17	Convair Dominators	W	40-37
F.23	Pepperdine	L	43-62
F.24	Pepperdine	L	30-53
M.2	at Pomona	W	70-36
M.3	at Santa Ana Army Air Base	W	48-45
Total Points			1,075-1,096

## 1945-46 • 18-8; Independent

Home: 14-6, Away: 4-3

Head Coach: Charlie Smith

D.7	Alumni	W	41-31
D.8	at Whittier	L	44-48
D.15	at Pepperdine	L	40-47
D.21	Whittier	W	46-30
D.28	Arizona	W	39-36
D.29	Arizona	L	33-38
J.8	at San Diego Amphibious Training Base	W	29-26
J.11	at San Jose State	W	40-32

J.12	at San Jose State	L	40-51
J.18	Fresno State	W	48-29
J.19	Fresno State	W	57-33
J.25	Pepperdine	L	40-44
J.30	Fort Rosecrans	W	53-39
J.31	San Diego Amphibious Training Base	W	43-38
F.5	North Island NAS	W	52-33
F.8	at Fresno State	W	38-33
F.9	at Fresno State	W	52-40
F.12	at North Island NAS	W	45-39
F.16	Occidental	W	40-33
F.19	Kearney Flyers (Miramar NAS)	L	46-61
F.22	San Jose State	W	54-42
F.23	San Jose State	W	47-35
F.26	Harlem Globetrotters	L	35-42
	San Diego Navy	W	58-37
M.1	Miramar Marines	L	45-52
M.2	Kansas City All-Stars	W	56-49
Total Points			1,184-1,050

## 1946-47 • 13-15; 5-5 CCAA

Home: 12-7, Away: 1-8

Head Coach: Charlie Smith

D.10	Alumni	W	42-34
D.13	Occidental	W	45-41
D.15	Loyola Marymount	W	47-25
D.21	at Arizona	L	36-73
D.27	Chico State	W	48-45
D.28	Chico State	W	44-38
D.30	Northern Arizona	L	32-36
J.3	Pepperdine	W	39-38
J.10	*at Fresno State	W	51-29
J.11	*at Pacific	L	34-37
J.13	*at San Jose State	L	25-48
J.17	Whittier	L	52-55
J.20	*Pacific	L	52-65
J.31	at Whittier	L	50-56
F.1	at Loyola Marymount	L	45-51
F.4	San Diego Dons	L	40-45
F.7	*Cal Poly-SLO	W	57-38
F.8	*Cal Poly-SLO	W	55-34
F.11	at Pepperdine	L	43-60
F.14	*Fresno State	W	45-31
F.15	*Fresno State	L	35-37
F.17	*San Jose State	W	42-39
F.21	*Santa Barbara	W	52-43
F.22	*Santa Barbara	L	32-42
F.25	Chapman	W	55-50
F.28	*at Santa Barbara	L	28-59
M.1	*at Cal Poly-SLO	L	48-64
M.5	Alumni	L	49-50
Total Points			1,223-1,263

\* - California Collegiate Athletic Association game

## 1947-48 • 14-13; 5-5 CCAA

Home: 11-4, Away: 3-9

Head Coach: Charlie Smith

D.9	Alumni	W	48-29
D.13	Occidental	W	52-44
D.19	at Drake	L	38-50
D.20	at Bradley	L	56-82
D.22	at Texas-El Paso	W	60-57
D.23	at Arizona	L	44-60
D.26	Broadway Clowns	W	44-39
D.29	New Mexico State	W	71-30
D.30	Whittier	L	52-56
J.2	Marshall	W	41-23
J.9	University of Mexico	W	63-42
J.12	*Pacific	W	60-43
J.17	*Cal Poly-SLO	W	49-39
J.24	Loyola Marymount	L	27-28
J.30	at Loyola Marymount	L	31-40
J.31	at Pepperdine	L	52-65
F.3	at Whittier	W	54-49
F.6	*Fresno State	W	43-38
F.7	Fresno State	W	57-47
F.9	*San Jose State	L	39-55
F.13	*Santa Barbara	W	51-37
F.20	*at Santa Barbara	L	49-60
F.21	*at Cal Poly-SLO	W	61-42
F.24	Pepperdine	L	64-66
F.27	*at Fresno State	L	64-70
F.28	*at Pacific	L	45-53
M.1	*at San Jose State	L	49-61
Total Points			1,364-1,305

\* - California Collegiate Athletic Association game

## 1948-49 • 13-13; 6-4 CCAA

Home: 10-2, Away: 3-11

Head Coach: George Ziegenfuss

N.23	Alumni	W	56-44
D.1	Arizona State	L	54-58

D.10	Chapman	W	47-16
D.11	Whittier	W	55-38
D.14	at Arizona	L	41-60
D.16	at Creighton	L	33-47
D.18	at Lorain College	L	46-50
D.20	at Marquette	L	50-56
D.22	at Beloit	L	45-61
D.23	at Bradley	L	39-60
J.4	at Loyola Marymount	L	50-59
J.7	*San Jose State	2ot-L	52-55
J.8	*Cal Poly-SLO	W	58-48
J.14	*at Fresno State	W	63-54
J.15	*at Pacific	W	50-43
J.18	Pepperdine	W	55-46
J.21	*Pacific	W	47-43
J.28	*Santa Barbara	W	46-31
F.4	*at Cal Poly-SLO	L	42-44
F.5	*at San Jose State	L	55-65
F.8	Occidental	W	61-48
F.12	*at Santa Barbara	L	55-63
F.18	at Pepperdine	L	42-51
F.19	Loyola Marymount	W	50-49
F.25	*Fresno State	W	71-51
F.26	at Whittier	W	42-36
Total Points			1,305-1,276

\* - California Collegiate Athletic Association game

## 1949-50 • 14-10; 5-5 CCAA

Home: 12-4, Away: 2-6

Head Coach: George Ziegenfuss

D.2	Alumni	L	42-49
D.3	Whittier	W	39-27
D.6	Arizona State	W	54-36
D.9	at UCLA	L	36-65
D.10	Chapman	W	50-40
D.13	Air Pac (Fleet Air)	W	72-40
D.16	Culver-Stockton	W	57-46
D.17	Redlands	W	63-57
D.27	at Loyola Marymount	L	49-52
D.30	at Whittier	W	54-43
J.7	Loyola Marymount	L	55-58
J.13	*San Jose State	L	52-60
J.14	*Cal Poly-SLO	W	51-35
J.17	Cal State Los Angeles	W	68-49
J.27	Peoria Caterpillar Diesels	L	61-68
J.31	Occidental	W	64-38
F.3	*at Santa Barbara	L	48-51
F.4	*at Cal Poly-SLO	W	53-49
F.10	*Pepperdine	W	47-40
F.17	*at San Jose State	L	48-59
F.18	*at Fresno State	L	55-61
F.24	*Santa Barbara	W	58-56
F.25	*Fresno State	W	84-65
F.28	*at Pepperdine	L	55-64
Total Points			1,315-1,208

\* - California Collegiate Athletic Association game

## 1950-51 • 9-19; 3-7 CCAA

Home: 6-8, Away: 3-10, Neutral: 0-1

Head Coach: George Ziegenfuss

D.1	Alumni	W	67-48
D.2	San Diego Marines	W	67-60
D.4	Arizona State	L	67-76
D.9	Whittier	W	59-43
D.12	Chapman	W	51-46
D.15	at Southern California	L	40-72
D.16	at Arizona	L	38-68
D.18	at Drake	W	57-50
D.20	at Peoria Diesels	L	47-69
<b>PEPPERDINE INVITATIONAL (Malibu, Calif.)</b>			
D.26	at Pepperdine	L	38-67
D.28	vs. Indiana State	L	57-65
D.30	Indiana State	L	48-53
J.5	*at Cal Poly-SLO	L	58-71
J.6	*at Santa Barbara	L	40-42
J.12	*Cal State Los Angeles	L	59-63
J.13	*Fresno State	W	69-52
J.20	*at Pepperdine	L	53-66
J.26	*at Cal State Los Angeles	W	58-51
J.27	*at Fresno State	W	54-49
F.2	Occidental	W	75-56
F.3	Loyola Marymount	L	50-52
F.9	*Pepperdine	L	60-63
F.10	at Whittier	L	42-46
F.17	*Cal Poly-SLO	L	56-61
F.23	at San Jose State	L	37-68
F.24	at San Jose State	L	46-50
M.2	*Santa Barbara	L	45-55
M.3	at Loyola Marymount	L	56-67
Total Points			1,494-1,629

\* - California Collegiate Athletic Association game



# Year-By-Year Records



## 1951-52 • 11-12; 3-5 CCAA

Home: 9-7, Away: 2-5

Head Coach: George Ziegenfuss

N.30	at Loyola Marymount	L	56-66
D.1	at Southern California	L	44-72
D.4	Southwest Missouri State	L	61-76
D.8	Redlands	W	59-51
D.14	San Diego Marines	L	64-78
D.15	Alumni	W	55-43
D.19	Wichita State	L	59-74
D.20	Wichita State	L	63-72
D.28	Whittier	W	70-65
D.29	Seattle	W	54-49
J.4	Occidental	W	76-60
J.5	Loyola Marymount	W	65-60
J.12	*Cal Poly-SLO	W	56-55
J.26	*at Cal State Los Angeles	L	61-72
F.2	*Pepperdine	L	69-81
F.9	*Cal State Los Angeles	L	53-55
F.15	*at Pepperdine	L	58-76
F.19	*Santa Barbara	W	71-58
F.22	*at Santa Barbara	W	59-39
F.23	*at Cal Poly-SLO	L	52-68
F.26	at Whittier	W	68-64
F.29	San Jose State	L	53-64
M.1	San Jose State	W	61-60
Total Points			1,387-1,458

\*-California Collegiate Athletic Association game

## 1952-53 • 16-12; 7-3 CCAA

Home: 12-4, Away: 4-8

Head Coach: George Ziegenfuss

D.2	Alumni	W	77-74
D.5	at Loyola Marymount	L	68-79
D.12	Northern Arizona	W	65-54
D.13	Redlands	W	70-61
D.16	at Arizona	L	64-68
D.18	at Tulsa	L	40-57
D.20	at Fort Hays State	L	59-74
D.23	at Wichita State	L	56-78
D.27	New Mexico Western	W	69-63
J.2	Whittier	W	59-54
J.6	San Diego Marines	L	48-75
J.9	*at Cal Poly-SLO	W	84-76
J.10	*at Santa Barbara	W	54-42
J.12	*Fresno State	W	71-56
J.16	*Cal State Los Angeles	L	47-49
J.17	Loyola Marymount	W	60-59
J.24	*at Cal State Los Angeles	W	75-67
J.27	Chapman	W	89-51
J.30	at UCLA	L	48-77
F.6	*Pepperdine	L	72-74
F.7	Occidental	W	88-72
F.10	at Whittier	W	67-66
F.14	*at Pepperdine	L	59-62
F.20	*Santa Barbara	W	55-49
F.21	*Cal Poly-SLO	W	76-71
F.27	at San Jose State	L	54-66
F.28	at San Jose State	L	61-77
M.2	*at Fresno State	W	82-79
Total Points			1,817-1,830

\*-California Collegiate Athletic Association game

## 1953-54 • 18-6; 8-2 CCAA

NAIA CHAMPIONSHIP - FIRST ROUND

Home: 11-2, Away: 7-4

Head Coach: George Ziegenfuss

D.1	at Southern California	L	66-83
D.4	Alumni	W	70-54
D.5	at Loyola Marymount	L	52-67
D.8	at Whittier	W	71-70
D.11	Arizona State	W	84-60
D.12	Occidental	W	89-58
D.19	Long Beach State	W	95-59
D.21	at Luke Air Force Base (Ariz.)	W	73-56
D.22	at Arizona State	W	69-59
J.9	*Fresno State	W	66-51
J.12	San Diego Marines	L	47-64
J.15	Chapman	W	140-37
J.16	*at Pepperdine	L	79-91
J.23	*at Cal State Los Angeles	W	75-68
J.30	*at Fresno State	W	78-67
F.2	Whittier	W	81-59
F.5	*Cal State Los Angeles	W	75-61
F.6	*Cal Poly-SLO	L	67-73
F.13	Loyola Marymount	W	59-58
F.19	*at Santa Barbara	W	72-70
F.20	*at Cal Poly-SLO	W	110-96
F.26	*Pepperdine	W	95-76
F.27	*Santa Barbara	W	91-74
NAIA TOURNAMENT (Pasadena, Calif.)			
M.1	at Pasadena Nazarene	L	87-90

Total Points 1,891-1,601

\*-California Collegiate Athletic Association game

## 1954-55 • 17-9; 5-3 CCAA

Home: 9-2, Away: 8-7

Head Coach: George Ziegenfuss

D.3	Alumni	W	83-59
D.10	at Whittier	W	73-69
D.11	Pasadena Nazarene	W	84-59
D.14	at Loyola Marymount	L	67-71
D.16	at Portland	L	85-94
D.17	at Seattle	W	91-72
D.18	at Buchan Bakers	L	91-113
D.20	at Puget Sound	W	81-71
D.21	at Willamette	W	91-88
D.22	at Chico State	W	82-76
D.29	at San Francisco	L	56-70
J.6	Portland	W	82-60
J.11	Loyola Marymount	L	52-69
J.14	*Santa Barbara	W	59-57
J.15	*Cal Poly-SLO	L	70-75
J.22	*at Cal State Los Angeles	W	74-69
J.28	at San Jose State	L	46-59
J.29	*at Fresno State	W	73-56
F.1	Redlands	W	44-31
F.5	Pepperdine	W	79-75
F.8	Whittier	W	78-52
F.11	*Fresno State	W	82-64
F.18	*Cal State Los Angeles	W	59-54
F.19	at Pepperdine	W	69-65
F.25	*at Cal Poly-SLO	L	81-86
F.26	*at Santa Barbara	L	64-89
Total Points			1,896-1,803

\*-California Collegiate Athletic Association game

## 1955-56 • 23-6; Independent

Home: 14-0, Away: 7-5, Neutral: 2-1

Head Coach: George Ziegenfuss

D.2	at Arizona	L	74-80
D.3	at Arizona State	L	76-82
D.6	at Loyola Marymount	L	70-74
D.9	at Pasadena Nazarene	W	74-56
D.10	at Whittier	W	79-69
D.13	Chico State	W	75-60
D.16	at Pepperdine	W	90-62
D.19	San Jose State	W	57-50
D.27	Arizona State	W	89-64
J.3	Alumni	W	93-65
J.5	at Cal State Los Angeles	W	91-72
J.7	San Diego Marines	W	88-61
J.14	Cal Poly-SLO	W	81-69
J.17	at Redlands	W	59-55
J.24	Loyola Marymount	W	90-81
J.27	at Fresno State	W	96-88
J.28	at Fresno State	L	86-88
F.3	at Long Beach State	W	74-38
F.4	at Cal Poly-SLO	L	64-67
F.10	Cal State Los Angeles	W	84-52
F.11	Whittier	W	79-58
F.17	San Diego Navy	W	81-63
F.24	Pepperdine	W	74-42
F.25	Long Beach State	W	91-60
NAIA DISTRICT (Aztec Gym/San Diego, Calif.)			
M.2	Cal Poly-SLO	W	93-69
M.3	Pasadena Nazarene	W	78-62
M.7	at Humboldt State	W	91-63
NAIA TOURNAMENT (Kansas City, Mo.)			
M.13	Alderson-Broaddus	W	77-64
M.14	Gustavus Adolphus	L	60-69
Total Points			2,314-1,883

## Division II Era

## 1956-57 • 17-10; 6-2 CCAA

NCAA DIVISION II CHAMPIONSHIP - QUARTERFINALS

Home: 10-4, Away: 5-5, Neutral: 2-1

Head Coach: George Ziegenfuss

N.30	Alumni	W	64-62
D.1	at Loyola Marymount	W	61-47
D.4	San Diego Marines	W	58-55
D.7	at Whittier	L	70-71
D.12	at Chico State	W	91-62
D.13	at Sacramento State	L	56-60
D.14	at Nevada-Reno	W	80-72
D.15	at Nevada-Reno	W	74-64
D.28	Redlands	W	75-42
J.4	*at UC Santa Barbara	L	64-83
J.5	*at Cal Poly-SLO	L	67-72
J.11	*Long Beach State	W	79-69

## MOUNTAIN WEST-RECORD 16-TIME CONFERENCE CHAMPIONS

J.12	*Cal State Los Angeles	W	84-73
J.19	Pepperdine	W	70-62
J.25	Pasadena Nazarene	L	71-76
J.26	at Pepperdine	L	77-92
F.1	Whittier	L	58-64
F.2	*at Long Beach State	W	71-64
F.8	*Fresno State	L	78-83
F.9	*Fresno State	L	55-71
F.16	*Cal Poly-SLO	W	65-60
F.21	*at Cal State Los Angeles	W	66-61
F.23	*UC Santa Barbara	W	82-69
F.26	Loyola Marymount	W	76-64

NCAA DIVISION II CHAMPIONSHIP

M.2	Chapman (FR) (Aztec Gym)	W	75-56
M.9	at Regis (Colo.) (SR) (Denver Civic Auditorium.)	W	81-78
M.13	vs. Cal State Los Angeles (QF) (Evansville, Ind.)	L	55-57
Total Points			1,903-1,789

\*-California Collegiate Athletic Association game

## 1957-58 • 17-8; 9-1 CCAA

Home: 10-3, Away: 7-4, Neutral: 0-1

Head Coach: George Ziegenfuss

N.30	Alumni	L	57-62
D.3	at Pasadena Nazarene	L	72-98
D.6	San Diego Marines	L	52-56
D.7	San Francisco Presidio	W	64-54
D.13	at Whittier	L	60-70
D.18	Loyola Marymount	W	79-56
D.28	Whittier	ot-W	70-62
J.3	at Redlands	ot-W	60-50
J.4	Pepperdine	L	68-84
J.10	*Fresno State	ot-W	73-71
J.11	Arizona	W	83-76
J.18	*at Long Beach State	W	73-53
J.24	Arizona State	W	74-72
J.25	*at Cal State Los Angeles	W	64-62
J.31	*at Fresno State	L	65-93
F.1	at San Jose State	L	60-63
F.7	*Cal State Los Angeles	W	67-60
F.8	*Cal Poly-SLO	W	82-60
F.14	at Loyola Marymount	W	76-58
F.15	at Pepperdine	W	70-59
F.21	*at Cal Poly-SLO	W	81-60
F.22	*at UC Santa Barbara	W	83-58
F.28	*Long Beach State	W	67-59
M.1	*UC Santa Barbara	W	50-42
CCAA PLAYOFF (Los Angeles, Calif.)			
M.4	vs. Fresno State	ot-L	73-76
Total Points			1,723-1,614

\*-California Collegiate Athletic Association game

## 1958-59 • 17-8; 7-3 CCAA

Home: 12-2, Away: 5-6

Head Coach: George Ziegenfuss

D.1	Alumni	W	73-57
D.3	Whittier	W	69-40
D.5	at Pepperdine	L	69-71
D.9	at Loyola Marymount	W	54-48

POINSETTIA TOURNAMENT (San Diego, Calif.)

D.12	San Jose State	W	63-50
D.13	San Diego Marines	L	66-72
D.20	Chapman	W	69-51
D.27	at Arizona State	L	65-74
D.30	Denver	W	61-43
J.3	Pepperdine	W	67-54
J.6	at Whittier	W	53-40
J.9	*UC Santa Barbara	W	66-41
J.10	*Cal Poly-SLO	W	73-54
J.16	*at Long Beach State	W	71-63
J.17	*at Cal State Los Angeles	W	86-79
J.24	Loyola Marymount	W	59-49
J.30	*at Fresno State	L	59-73
J.31	at San Jose State	L	39-48
F.7	San Diego Marines	L	69-73
F.10	Pasadena Nazarene	W	81-79
F.13	*at UC Santa Barbara	W	76-63
F.14	*at Cal Poly-SLO	L	53-67
F.20	*Fresno State	W	74-69
F.21	*Long Beach State	W	84-64
F.27	*Cal State Los Angeles	L	73-84
Total Points			1,672-1,506

\*-California Collegiate Athletic Association game

## 1959-60 • 9-17; 2-8 CCAA

Home: 6-7, Away: 3-9, Neutral: 0-1

Head Coach: George Ziegenfuss

D.1	Alumni	W	76-63
D.4	at Loyola Marymount	L	54-69
D.5	San Francisco State	W	63-56
D.8	Loyola Marymount	ot-W	59-57
D.12	at Whittier	W	65-62
D.15	at Arizona	L	50-65

INTRODUCTION

COACHES & STAFF

PLAYERS

2022-23 REVIEW

RECORDS

HISTORY

AZTEC BASKETBALL MEDIA GUIDE

# Year-By-Year Records



MOUNTAIN WEST-RECORD 16-TIME CONFERENCE CHAMPIONS

## TOURNAMENT OF ROSES (Portland, Ore.)

D.18	at Portland	L	46-63
D.19	vs. Gonzaga	L	69-72
D.21	at San Francisco State	L	59-66
D.30	San Diego Marines	W	82-75
J.2	Redlands	L	53-56
J.5	at Pasadena Nazarene	L	67-76
J.9	*Long Beach State	W	67-61
J.15	*at Cal Poly-SLO	W	81-64
J.16	*at UC Santa Barbara	L	63-69
J.22	*Cal State Los Angeles	L	88-104
J.23	*Fresno State	L	57-61
J.29	*at Fresno State	L	62-80
J.30	at San Jose State	L	52-57
F.6	Whittier	W	58-51
F.8	at Pepperdine	W	74-71
F.12	*at Long Beach State	L	72-104
F.13	Pepperdine	L	58-63
F.19	*Cal Poly-SLO	L	64-68
F.20	*UC Santa Barbara	L	52-66
F.26	*at Cal State Los Angeles	L	71-98
Total Points			1,662-1,797

\* - California Collegiate Athletic Association game

## 1960-61 • 10-14; 3-7 CCAA

Home: 10-6, Away: 0-8

Head Coach: George Ziegenfuss

D.2	Alumni	W	79-59
D.3	at Pepperdine	L	60-77
D.9	at Whittier	L	65-84
D.16	at Redlands	L	50-51
D.22	Colorado State Teachers College	W	72-66
D.23	Colorado State Teachers College	W	68-67
D.30	San Diego Marines	ot-W	91-89
D.31	Pasadena Nazarene	W	75-71
J.6	*Long Beach State	W	72-71
J.7	Chapman	L	47-70
J.13	*at Cal Poly-SLO	L	50-61
J.14	*at Fresno State	L	53-54
J.20	Whittier	W	68-66
J.21	Pepperdine	L	48-50
J.27	*Cal State Los Angeles	W	74-73
J.28	*UC Santa Barbara	L	62-65
E.3	St. Mary's	L	58-81
F.10	*at Long Beach State	L	73-79
F.11	Cal State Northridge	W	63-52
F.17	*Cal Poly-SLO	W	67-60
F.18	*Fresno State	L	60-64
E.21	Loyola Marymount	L	47-73
E.24	*at Cal State Los Angeles	L	50-63
F.25	*at UC Santa Barbara	L	57-70
Total Points			1,509-1,616

\* - California Collegiate Athletic Association game

## 1961-62 • 10-16; 5-7 CCAA

Home: 7-7, Away: 3-9

Head Coach: George Ziegenfuss

D.1	Redlands	W	67-54
D.2	at Pepperdine	ot-W	80-78
D.5	at Loyola Marymount	L	54-90
D.8	Evansville	L	84-89
D.9	Whittier	W	63-60
D.14	at Evansville	L	61-83
D.15	at Bradley	L	64-88
D.18	at Toledo	L	70-78
D.20	at Western Michigan	L	60-81
D.21	at Drake	L	51-82

## SAN DIEGO KIWANIS CHRISTMAS TOURNAMENT

D.29	Nevada-Reno	W	83-62
D.30	Colorado State	L	57-72
J.5	*at Long Beach State	L	55-80
J.6	*at Cal State Northridge	W	74-66
J.12	*Cal Poly-SLO	W	60-49
J.13	*Fresno State	L	65-77
J.20	Pasadena Nazarene	W	88-71
J.26	*at Cal State Los Angeles	W	81-77
J.27	*at UC Santa Barbara	L	55-59
F.2	Pepperdine	L	58-64
F.9	*Long Beach State	L	78-79
F.10	*Cal State Northridge	W	88-80
F.16	*at Cal Poly-SLO	L	84-87
F.17	*at Fresno State	L	69-73
F.23	*Cal State Los Angeles	W	85-65
F.24	*UC Santa Barbara	L	75-77
Total Points			1,809-1,921

\* - California Collegiate Athletic Association game

## 1962-63 • 17-9; 8-4 CCAA

Home: 12-2, Away: 5-7

Head Coach: George Ziegenfuss

D.1	Cal Poly-Pomona	W	68-58
D.4	at Pepperdine	L	66-74

D.7	at Whittier	W	67-64
D.8	San Diego	W	68-49
D.12	at Denver	L	55-81
D.13	at Regis College	L	52-58
D.15	at Northern Colorado	ot-W	74-73
D.17	at Utah State	L	57-101
D.19	Regis College	ot-W	65-64

## AZTEC KIWANIS BASKETBALL FESTIVAL (San Diego, Calif.)

D.22	Iowa State	L	59-72
D.28	San Francisco State	W	73-63
D.29	Redlands	W	77-59
J.5	*at Cal State Los Angeles	W	82-81
J.11	*Fresno State	ot-W	65-60
J.12	*Cal Poly-SLO	W	65-58
J.18	Whittier	W	84-81
J.25	*at Cal State Northridge	W	65-59
J.26	*at UC Santa Barbara	L	60-71
F.1	*Long Beach State	ot-W	85-80
F.2	Pepperdine	W	55-51
F.9	*Cal State Los Angeles	ot-W	86-83
F.15	*at Fresno State	L	56-64
F.16	*at Cal Poly-SLO	W	75-63
F.22	*Cal State Northridge	W	86-77
F.23	*UC Santa Barbara	L	66-71
M.1	*at Long Beach State	L	63-78
Total Points			1,774-1,793

\* - California Collegiate Athletic Association game

## 1963-64 • 15-11; 6-4 CCAA

Home: 9-3, Away: 6-8

Head Coach: George Ziegenfuss

N.30	at Pepperdine	L	65-79
D.6	at San Diego	W	70-69
D.7	at Whittier	W	84-63
D.10	Pepperdine	W	77-75
D.14	at Iowa State	L	56-93
D.16	at Drake	L	49-79
D.17	at Nebraska Wesleyan	L	73-78
D.20	UC Davis	W	76-47
D.27	Chapman	W	72-68
D.28	Redlands	L	46-48
J.3	*Long Beach State	W	74-70
J.10	*at Cal Poly-SLO	W	84-72
J.11	*at Fresno State	L	63-74
J.16	Whittier	W	81-75
J.18	Cal State Fullerton	W	94-64
J.24	*Cal State Los Angeles	L	84-91
J.25	*Cal State Northridge	W	94-74
J.31	at Cal State Fullerton	W	89-64
F.1	at Cal Poly-Pomona	L	68-96
F.7	*at Long Beach State	W	80-69
F.8	Cal Poly-Pomona	W	86-75
F.14	*Cal Poly-SLO	W	90-64
F.15	*Fresno State	L	61-68
F.21	*at Cal State Los Angeles	L	82-89
F.22	*at Cal State Northridge	W	82-72
F.28	at Pasadena Nazarene	L	86-88
Total Points			1,966-1,884

\* - California Collegiate Athletic Association game

## 1964-65 • 14-11; 5-5 CCAA

Home: 9-3, Away: 5-8

Head Coach: George Ziegenfuss

D.1	Cal Western	W	51-47
D.4	at Whittier	W	73-71
D.12	at Cal State Fullerton	W	96-71
D.18	at San Francisco State	L	72-74
D.19	at Seattle Pacific	L	58-72
D.22	at Portland	L	73-76
D.23	at Portland	L	61-62
D.29	at Redlands	W	61-53
J.2	Pasadena Nazarene	W	97-66
J.8	*at Long Beach State	W	69-62
J.15	*Cal Poly-SLO	W	77-76
J.16	*Fresno State	W	69-67
J.22	San Diego	2ot-L	85-89
J.23	Cal Poly-Pomona	W	65-64
J.29	*at Cal State Northridge	L	59-68
J.30	*at Cal State Los Angeles	L	80-95
F.5	at Cal Poly-Pomona	L	54-69
F.6	Whittier	W	83-71
F.12	*Long Beach State	L	66-72
F.13	Cal State Fullerton	W	96-59
F.19	*at Cal Poly-SLO	W	83-65
F.20	*at Fresno State	L	72-90
F.23	Chapman	W	69-63
F.26	*Cal State Northridge	L	63-69
F.27	*Cal State Los Angeles	W	88-72
Total Points			1,820-1,743

\* - California Collegiate Athletic Association game

## 1965-66 • 14-12; 6-4 CCAA

Home: 10-3, Away: 4-9

Head Coach: George Ziegenfuss

D.3	at Cal Western	L	60-71
D.4	at Cal Poly-Pomona	L	80-82
D.10	at Whittier	W	76-72
D.11	Redlands	W	91-70
D.14	Nebraska Wesleyan	W	89-63
D.16	at San Diego	L	47-54
D.18	at Southern Illinois	L	35-64
D.20	at Kentucky Wesleyan	L	61-94
D.22	at Evansville	L	76-89
D.28	Cal State Fullerton	2ot-W	87-86
D.31	Cal Western	L	58-69
J.7	*Long Beach State	W	102-81
J.8	UNLV	W	91-62
J.14	*at Fresno State	L	49-86
J.15	*at Cal Poly-SLO	L	71-77
J.22	Cal Poly-Pomona	L	66-79
J.28	*Cal State Los Angeles	L	78-80
J.29	*Cal State Northridge	W	91-79
F.4	Claremont-Mudd	W	70-42
F.5	at Cal State Fullerton	W	105-72
F.8	Whittier	W	80-63
E.11	*at Long Beach State	W	84-65
F.18	*Fresno State	W	69-66
F.19	*Cal Poly-SLO	W	83-52
F.25	*at Cal State Los Angeles	L	75-86
F.26	*at Cal State Northridge	W	94-78
Total Points			1,968-1,882

\* - California Collegiate Athletic Association game

## 1966-67 • 24-5; 9-1 CCAA

NCAA DIVISION II CHAMPIONSHIP - QUARTERFINALS

Home: 16-0, Away: 8-4, Neutral: 0-1

Head Coach: George Ziegenfuss

D.2	NW Missouri State	W	78-55
D.3	at Whittier	W	109-70
D.10	at Cal State Fullerton	W	80-64
D.13	Evansville	W	105-83
D.15	San Diego	ot-W	55-50
D.17	at SW Missouri State	L	63-73
D.19	at Tulsa	W	59-57
D.20	at Wichita State	L	54-68
D.23	Cal State Fullerton	W	96-68
D.30	Redlands	W	83-60
J.6	*at Long Beach State	W	74-56
J.7	Cal Poly-Pomona	W	78-66
J.13	*Cal Poly-SLO	W	96-69
J.14	*Fresno State	W	84-63
J.21	Cal Western	W	53-52
J.27	*at Cal State Northridge	W	76-68
J.28	*at Cal State Los Angeles	W	95-72
F.3	at UNLV	L	64-68
F.7	Whittier	W	79-68
F.10	*Long Beach State	W	84-66
F.11	at Cal Poly-Pomona	W	76-66
F.17	*at Cal Poly-SLO	W	66-64
F.18	*at Fresno State	L	62-76
F.24	*Cal State Northridge	W	102-58
F.25	*Cal State Los Angeles	W	89-69
M.3	UC Riverside	W	90-68

## NCAA COLLEGE DIVISION REGIONALS

M.10	Portland State (SR)	W	101-73
M.11	UNLV (RC)	W	88-71

## NCAA DIVISION II TOURNAMENT (Evansville, Ind.)

M.15	vs. Illinois State (QF) (D)	3ot-L	76-77
Total Points			2,315-1,918

\* - California Collegiate Athletic Association game

## 1967-68 • 21-6; 11-3 CCAA

NCAA DIV. II CHAMPIONSHIP - SUB-REGIONAL

Home: 9-2, Away: 11-3, Neutral: 1-1

Head Coach: George Ziegenfuss

D.1	at Redlands	W	97-59
D.2	SW Missouri State	W	70-67
D.5	at Whittier	W	84-63
D.9	at San Diego	W	69-59
D.16	Athletes in Action	W	102-91
D.18	at Indiana State	L	69-84
D.20	at Bradley	L	76-95
D.21	at Northern Illinois	ot-W	72-69
D.28	Claremont-Mudd	W	88-57
J.5	*Cal Poly-Pomona	L	72-75
J.6	*Cal State Fullerton	W	87-74
J.12	*at Fresno State	W	71-60
J.13	*at Cal Poly-SLO	L	77-89
J.20	at Cal Western	W	65-53
J.26	*Cal State Los Angeles	W	73-72
J.27	*Cal State Northridge	W	97-70
F.2	*Long Beach State	L	57-62
F.3	Whittier	W	78-60



# Year-By-Year Records



F.9	*at Cal Poly-Pomona	W	68-64
F.10	*at Cal State Fullerton	W	84-60
F.16	*Fresno State	W	86-70
F.17	*Cal Poly-SLO	W	94-75
F.23	*at Cal State Northridge	W	94-69
F.24	*at Cal State Los Angeles	W	85-79
M.1	*at Long Beach State	W	84-72
<b>NCAA COLLEGE DIVISION REGIONALS</b>			
M.8	UC Irvine (SR)	L	69-78
M.9	UC Davis (SR-3rd)	W	79-72
Total Points			2,147-1,898

\* - California Collegiate Athletic Association game

## 1968-69 • 10-15; Independent

Home: 5-7, Away: 4-8, Neutral: 1-0

Head Coach: George Ziegenfuss

D.6	at Whittier	W	73-72
D.7	at Cal State Los Angeles	W	101-89
D.14	Redlands	W	79-53
D.17	at Ball State	L	73-75
D.19	at Kentucky Wesleyan	L	63-86
D.21	at Evansville	L	87-94
D.23	Minnesota	L	60-73

## NEVADA SOUTHERN TOURNAMENT (Las Vegas, Nev.)

D.27	at UNLV	L	74-101
D.28	vs. Montana	W	71-61
J.3	at Cal Poly-Pomona	W	76-66
J.4	at Cal State Fullerton	L	59-65
J.10	Cal Poly-SLO	W	74-58
J.11	Fresno State	L	78-91
J.18	Cal Western	W	87-70
J.24	Northern Illinois	L	73-81
J.31	Whittier	L	96-103
F.1	UC Santa Barbara	L	80-93
F.7	Cal Poly-Pomona	W	99-98
F.8	Chapman	W	99-90
F.14	at Cal Poly-SLO	W	77-76
F.15	at Fresno State	L	69-87
F.20	San Diego	L	65-72
F.22	at Chapman	L	92-94
F.25	at UC Irvine	L	56-89
F.28	Cal State Fullerton	L	62-76
Total Points			1,923-2,013

## 1969-70 • 13-13; 3-7 PCAA

Home: 8-5, Away: 5-8

Head Coach: Dick Davis

Leading Scorers: Von Jacobsen (G, Jr., 16.4, 6.5), Joe Lavender (F, Jr., 15.2, 7.6), Jon Borcherth (F, Jr., 11.7, 8.6), Mike Spilger (G, Sr., 9.6, 2.0), Gary Schneider (F, Jr., 8.8, 6.8)

## AZTEC INVITATIONAL (San Diego Sports Arena)

D.3	Pomona College (SA)	W	81-74
D.5	UC San Diego (SA)	W	70-65
D.6	Tahoe College (SA)	W	92-87
D.12	Cal State Northridge (PG)	L	74-84
D.13	UC Irvine (PG)	W	80-68
D.20	at Southern Illinois	L	53-67
D.22	at Northern Illinois	L	65-85
D.23	at Minnesota	L	68-79
D.27	San Francisco State (PG)	W	73-59
J.2	at Cal State Fullerton	W	75-60
J.3	Cal Poly-Pomona (PG)	W	86-78
J.9	*Long Beach State (PG)	L	56-60
J.16	*at Cal State Los Angeles	W	90-69
J.17	*at UC Santa Barbara	L	59-62
J.24	at Cal Poly-Pomona	L	71-83
J.30	*Fresno State (PG)	L	86-88
J.31	*San Jose State (PG)	W	85-74
F.3	at San Diego	W	70-67
F.6	at Cal State Northridge	L	71-77
F.7	at U.S. International	W	96-74
F.10	Cal State Fullerton (PG)	W	112-66
F.13	*at Fresno State	L	91-100
F.14	*at San Jose State	W	85-74
F.20	*Cal State Los Angeles (PG)	L	92-97
F.21	*UC Santa Barbara (PG)	L	77-87
F.27	*at Long Beach State	L	55-74
Total Points			2,013-1,958

\* - Pacific Coast Athletic Association game

## Division I Era

## 1970-71 • 12-14; 3-7 PCAA

Home: 10-4, Away: 2-10

Head Coach: Dick Davis

Leading Scorers: Gary Schneider (C, Sr., 15.1, 8.8), Jimmy Harris (G, Jr., 13.6, 2.7), Von Jacobsen (G, Sr., 11.6, 4.4), Joe Lavender (F, Sr., 11.6, 5.6), Jimmy Wilkins (G, Jr., 10.1, 3.1)

D.1	at Texas Tech	L	86-93
D.3	at Arizona State	L	79-117
D.11	at Loyola Marymount	L	85-91
D.18	North Dakota State (PG)	W	92-86

D.19	Ball State (PG)	W	86-75
D.21	at Tulsa	L	87-113
D.23	at Creighton	L	68-73
J.4	Colorado (PG)	L	77-85
J.8	*Long Beach State (PG)	L	73-83
J.9	Seattle (PG)	W	100-85
J.15	*UC Santa Barbara (PG)	L	75-81
J.16	*Cal State Los Angeles (PG)	L	87-97
J.22	Louisiana Tech (PG)	W	88-78
J.23	Loyola Marymount (PG)	W	100-75
J.26	San Diego (PG)	W	97-82
J.29	*at San Jose State	W	102-83
J.30	*at Fresno State	L	96-97
F.4	Hawaii (PG)	W	107-95
F.6	at UC Irvine	W	71-67
F.8	at Pacific	L	83-110
F.12	*San Jose State (PG)	W	115-102
F.13	*Fresno State (PG)	W	106-95
F.19	*at UC Santa Barbara	L	86-96
F.20	*at Cal State Los Angeles	L	70-77
F.23	U.S. International (PG)	W	84-64
F.26	*at (20) Long Beach State	L	61-63
Total Points			2,261-2,263

\* - Pacific Coast Athletic Association game

## 1971-72 • 18-10; 7-5 PCAA

Home: 11-2, Away: 6-8, Neutral: 1-0

Head Coach: Dick Davis

Leading Scorers: Chris McMurray (C, Jr., 16.1, 12.5), Jimmy Harris (G, Sr., 15.9, 3.8), Jimmy Wilkins (G, Sr., 14.8, 5.4), Jeff Pete (F, Jr., 10.8, 5.7), Larry Jones (F, Jr., 9.1, 8.7)

D.1	at Colorado	W	79-68
D.3	at Nebraska	W	63-61
D.4	at North Dakota State	W	83-71
D.9	at Arizona	W	69-67
D.11	Northern Colorado (SA)	W	104-75
D.13	Wheaton (SA)	W	100-88
D.15	North Dakota State (SA)	W	86-69
D.17	at Oregon State	L	90-96

## UC IRVINE TOURNAMENT (Irvine, Calif.)

D.21	vs. Chapman	W	99-79
D.22	at UC Irvine	L	77-83
J.6	* (8) Long Beach State (SA)	L	75-89
J.13	*UC Santa Barbara (SA)	W	73-64
J.15	*Cal State Los Angeles (SA)	W	90-85
J.21	*at UC Santa Barbara	W	69-66
J.22	Arizona State (PG)	L	73-76
J.25	San Diego (SA)	W	87-69
J.28	*at Pacific	L	72-92
J.29	*at San Jose State	at-L	63-65
F.4	*Fresno State (SA)	W	73-72
F.12	*at (8) Long Beach State	L	68-85
F.15	UC Irvine (SA)	W	109-95
F.17	*Pacific (SA)	W	84-82
F.19	*San Jose State (PG)	W	80-73
F.21	U.S. International (SA)	W	83-68
F.25	at (17) Hawaii	L	75-94
F.26	at (17) Hawaii	L	83-91
M.3	*at Cal State Los Angeles	L	85-92
M.4	*at Fresno State	W	90-80
Total Points			2,282-2,195

\* - Pacific Coast Athletic Association game

## 1972-73 • 15-11; 7-5 PCAA

Home: 11-2, Away: 4-9

Head Coach: Dick Davis

Leading Scorers: Geoff Pete (G, Sr., 12.1, 4.1), John Anderson (F, Jr., 11.0, 6.9), Steve Copp (F, Jr., 10.4, 6.7), Larry Jones (F/C, Sr., 10.3, 7.1), Brad McNamara (G, Jr., 9.5, 1.8)

N.27	at (17) Kansas State	L	67-79
D.4	Hardin-Simmons (SA)	W	70-67
D.9	Loyola Marymount (SA)	W	88-67
D.15	Portland State (SA)	W	86-53
D.16	Oral Roberts (SA)	L	75-87
D.19	at DePaul	L	75-89
D.21	at Northern Illinois	W	85-74
D.23	at Illinois State	L	82-99
J.2	Colorado (SA)	W	65-60
J.5	*at Pacific	L	67-81
J.6	*at San Jose State	L	50-52
J.13	*at Fresno State	W	79-71
J.15	Arizona (PG)	W	81-68
J.18	Creighton (PG)	W	73-68
J.20	at Arizona State	L	70-95
J.26	at U.S. International	W	58-55
J.31	*Cal State Los Angeles (SA)	W	78-77
F.3	*UC Santa Barbara (SA)	W	68-65
F.7	*at (3) Long Beach State	L	76-97
F.10	* (3) Long Beach State (SA)	L	66-84
F.15	*Pacific (SA)	W	99-86
F.17	*San Jose State (PG)	W	76-73
F.23	*at UC Santa Barbara	L	65-87
F.24	*at Cal State Los Angeles	W	88-87
F.27	at San Diego	L	67-78

## MOUNTAIN WEST-RECORD 16-TIME CONFERENCE CHAMPIONS

M.3	*Fresno State (SA)	W	76-75
Total Points			1,930-1,974

\* - Pacific Coast Athletic Association game

## 1973-74 • 7-19; 4-8 PCAA

Home: 5-6, Away: 1-12, Neutral: 1-1

Head Coach: Dick Davis

Leading Scorers: John Anderson (F, Sr., 12.1, 6.7), Brad McNamara (G, Sr., 11.6, 1.5), Allen Bunting (C/F, So., 9.8, 6.7), Dan Teague (G, Sr., 9.0, 3.8), Gary Earle (G, So., 7.5, 3.1)

## CREIGHTON INVITATIONAL TOURNAMENT (Omaha, Neb.)

D.7	vs. Oklahoma	L	57-92
D.8	vs. Air Force	W	87-68
D.11	at (14) Arizona	L	79-109
D.13	at Oral Roberts	L	78-95
D.15	at Colorado	L	69-82
D.21	(13) Kansas State (SA)	W	88-75
D.28	Rice (PG)	L	64-75
D.29	Illinois State (PG)	W	97-88
J.3	at Creighton	L	61-79
J.5	at Oklahoma	L	66-91
J.8	at (7) Marquette	L	66-90
J.10	*at San Jose State	L	69-81
J.12	*at Pacific	L	63-64
J.17	*Cal State Los Angeles (PG)	L	72-75
J.19	*Fresno State (PG)	W	57-56
J.22	at Loyola Marymount	L	59-65
J.24	Northern Illinois (SA)	at-L	80-89
F.2	*UC Santa Barbara (PG)	L	73-76
F.7	*at (9) Long Beach State	L	48-64
F.9	* (9) Long Beach State (SA)	L	72-98
F.15	*at Cal State Los Angeles	L	52-77
F.16	*at Fresno State	W	80-78
F.21	*at UC Santa Barbara	L	70-85
F.26	Arizona State (SA)	L	68-78
F.28	*Pacific (PG)	W	78-75
M.2	*San Jose State (PG)	W	73-71
Total Points			1,826-2,076

\* - Pacific Coast Athletic Association game

## 1974-75 • 14-13; 6-4 PCAA

### NCAA TOURNAMENT - FIRST ROUND

Home: 9-5, Away: 4-6, Neutral: 1-2

Head Coach: Tim Vezie

Leading Scorers: Will Connelly (C, So., 17.7, 9.2), Steve Copp (F, Jr., 13.8, 9.1), Bob Kovach (F, Jr., 12.3, 5.7), Allen Bunting (F, Jr., 8.3, 5.7), Gary Earle (G, Jr., 7.0, 3.1)

D.2	Washington State (SA)	L	67-76
D.5	Idaho State (PG)	W	76-67
D.7	(18) Arizona (SA)	L	79-81
D.9	(12) Purdue (SA)	L	87-91
D.14	at Rice	W	83-75
D.17	at Arizona State	L	86-96
D.19	at Colorado	L	84-85
D.23	Western Michigan (PG)	W	60-58

### ORAL ROBERTS CLASSIC (Tulsa, Okla.)

D.27	vs. Bowling Green	L	68-73
D.28	vs. Harvard	W	69-53
J.2	Oklahoma (SA)	at-L	74-79
J.4	Loyola Marymount (PG)	W	57-55
J.6	(13) Marquette (SA)	L	54-58
J.18	at UC Santa Barbara	W	68-67
J.25	*Cal State Fullerton (PG)	W	72-65
J.30	*Fresno State (PG)	W	73-60
F.1	*Long Beach State (PG)	W	84-77
F.6	*at Pacific	W	74-72
F.8	*at San Jose State	L	73-77
F.13	*San Jose State (PG)	W	95-77
F.15	*Pacific (PG)	W	78-70
F.20	UC Santa Barbara (PG)	W	77-76
F.22	*at Cal State Fullerton	L	71-72
F.25	at San Diego	W	84-61
F.27	*at Long Beach State	L	74-97
F.27	*at Fresno State (D)	L	64-68

### NCAA TOURNAMENT (Tempe, Ariz.)

M.15	vs. (17) UNLV	L	80-90
Total Points			2,011-1,976

\* - Pacific Coast Athletic Association game

## 1975-76 • 16-13; 5-5 PCAA

### NCAA TOURNAMENT - FIRST ROUND

Home: 10-3, Away: 4-9, Neutral: 2-1

Head Coach: Tim Vezie

Leading Scorers: Steve Copp (F, Sr., 17.9, 8.6), Will Connelly (C, Jr., 16.6, 8.9), Bob Kovach (F, Sr., 9.8, 4.9), Ray Leary (G, Sr., 8.3, 2.2), Joel Kramer (F, So., 7.7, 6.0)

N.28	at Washington State (SC)	L	81-86
D.1	at Idaho State	L	65-73
D.10	at Purdue	W	81-79

### UTAH CLASSIC (Salt Lake City, Utah)

D.12	vs. Nevada-Reno	W	86-65
D.13	at Utah	L	89-98
D.15	at (5) UCLA	L	86-101
D.17	Central Michigan (PG)	W	73-59
D.19	San Diego (PG)	W	78-62

# Year-By-Year Records



## MOUNTAIN WEST-RECORD 16-TIME CONFERENCE CHAMPIONS

D.27	at Nevada-Reno	L	89-90
D.30	St. Francis (Pa.) (PG)	W	95-87
J.2	New Mexico (SA)	W	78-58
J.5	Colorado (SA)	W	78-72
J.8	Iowa State (PG)	W	92-78
J.10	Portland State (PG)	W	110-80
J.15	at UC Santa Barbara	L	78-83
J.24	*Cal State Fullerton (PG)	W	63-60
J.29	*Long Beach State (PG)	W	79-52
J.31	*Fresno State (PG)	W	103-84
E.5	*at San Jose State	W	73-71
E.8	*at Pacific (D)	L	64-70
F.12	*Pacific (PG)	L	62-68
F.14	*San Jose State (PG)	L	74-82
F.19	UC Santa Barbara (PG)	L	73-76
E.21	*at Cal State Fullerton	L	61-71
E.26	*at Fresno State	L	82-87
F.28	*at Long Beach State	ot-W	67-62
<b>PCAA TOURNAMENT (Stockton, Calif.)</b>			
M.6	vs. San Jose State (SF)	W	67-64
M.7	at Pacific (CH)	W	76-64
<b>NCAA TOURNAMENT (Eugene, Ore.)</b>			
M.13	vs. (6) UCLA (FR)	L	64-74
Total Points			2,267-2,156

\* - Pacific Coast Athletic Association game

### 1976-77 • 13-15; 9-3 PCAA

Home: 8-4, Away: 4-9, Neutral: 1-2  
 Head Coach: Tim Vezie  
 Leading Scorers: Presnell Gilbert (G, Fr., 15.4, 6.5), Brian Frishman (G/F, Sr., 14.7, 4.8), Joel Kramer (F, Jr., 11.3, 9.2), Mark Delsman (G, Sr., 8.9, 2.9), Will Connelly (F, Sr., 8.8, 5.2)

N.26	at (4) UCLA	L	64-74
N.29	Northern Arizona (PG)	W	89-65
<b>SUN DEVIL CLASSIC (Tempe, Ariz.)</b>			
D.3	at Arizona State	L	65-86
D.4	vs. Wichita State	L	62-75
D.8	at San Diego	L	63-67
D.11	(5) UNLV (SA)	L	113-118
D.16	Boise State (PG)	W	78-68
D.20	at New Mexico	L	104-107

### CABRILLO CLASSIC (San Diego Sports Arena)

D.28	La Salle (SA)	L	84-88
D.29	Texas-El Paso (SA)	W	76-58
J.3	North Texas State (PG)	L	100-108
J.6	at (11) Arizona	L	77-80
J.8	at Drake	L	80-103
J.10	at Missouri	L	69-84
J.15	*at Cal State Fullerton	W	73-70
J.20	*Pacific (PG)	ot-W	83-76
J.22	*San Jose State (PG)	W	88-80
J.27	*at Fresno State	L	61-77
J.29	*at Long Beach State	L	83-85
J.31	*UC Santa Barbara (PG)	W	76-66
E.5	*Cal State Fullerton (PG)	W	61-59
F.12	*at UC Santa Barbara	W	87-76
F.17	*Long Beach State (PG)	L	73-75
F.19	*Fresno State (PG)	W	80-58
F.24	*at San Jose State	W	73-64
E.26	*at Pacific	W	64-63

### PCAA TOURNAMENT (Anaheim, Calif.)

M.2	Fresno State (PG) (FR)	W	51-41
M.5	vs. San Jose State (SF)	L	74-75
Total Points			2,151-2,146

\* - Pacific Coast Athletic Association game

### 1977-78 • 19-9; 11-3 PCAA

Home: 12-1, Away: 6-6, Neutral: 1-2  
 Head Coach: Tim Vezie  
 Leading Scorers: Kim Goetz (F, Jr., 16.9, 2.8), Joel Kramer (F, Sr., 13.5, 9.1), Steve Malovic (C, Jr., 13.1, 7.8), Mike Dodd (G, Jr., 14.1, 2.3), Hilton Hale (4.8, 2.5)

N.25	Drake (SA)	W	100-72
D.2	Arizona (SA)	L	79-80
D.3	Nevada-Reno (SA)	W	113-88
D.10	at (10) UNLV	L	95-101
<b>DAYTON INVITATIONAL (Dayton, Ohio)</b>			
D.16	at Dayton	L	71-80
D.17	vs. Oregon	L	89-91
D.19	at Toledo	L	66-75
D.23	Brigham Young (SA)	W	104-88

### CABRILLO CLASSIC (San Diego Sports Arena)

D.29	Fordham (SA)	W	104-74
D.30	Purdue (SA)	W	91-84
J.7	at Arizona State	W	77-74
J.9	at Northern Arizona	W	76-69
J.12	*at Pacific	L	71-72
J.14	*at San Jose State	W	68-66
J.19	*UC Irvine (SA)	W	90-65
J.21	*at Fresno State	L	49-59
J.26	*Cal State Fullerton (SA)	W	94-69
J.28	*UC Santa Barbara (SA)	W	80-56
E.2	*Long Beach State (SA)	W	88-82
F.4	*at Long Beach State	L	79-89

F.9	*at UC Santa Barbara	W	87-71
F.11	*at Cal State Fullerton	W	76-70
F.16	*Fresno State (SA)	W	45-41
F.18	*at UC Irvine	W	48-42
F.23	*San Jose State (SA)	W	81-77
F.25	*Pacific (SA)	W	84-69

### PCAA TOURNAMENT (SF in Anaheim, Calif.)

M.2	vs. UC Santa Barbara (FR)	W	96-70
M.3	vs. Cal State Fullerton (SF)	L	50-64
Total Points			2,251-2,038

\* - Pacific Coast Athletic Association game

### 1978-79 • 15-12; 4-8 Western Athletic

Home: 13-4, Away: 2-8  
 Head Coach: Tim Vezie  
 Starting Lineup: Kim Goetz (F, Sr., 20.5, 4.4), Steve Malovic (C, Sr., 17.4, 9.8), Mike Dodd (G, Sr., 12.6, 3.7), Tony Gwynn (G, So., 9.7, 2.3), Presnell Gilbert (F, Jr., 11.2, 5.4)

N.24	at Oregon	L	64-75
N.28	Idaho State (SA)	W	104-83
D.1	Wisconsin-Parkside (SA)	W	79-61
D.5	at (17) San Francisco	W	77-75
D.9	Toledo (SA)	W	65-57
D.16	at (5) UCLA	L	73-97
D.21	Missouri (SA)	W	83-77
D.23	(7) Kansas (SA)	W	81-69

### CABRILLO CLASSIC (San Diego Sports Arena)

D.29	Stanford (SA)	L	84-85
D.30	Pennsylvania (SA)	W	110-86
J.4	UNLV (SA)	L	80-85
J.5	Portland State (SA)	W	88-54
J.12	*at Wyoming	L	71-78
J.13	*at Colorado State	L	76-82
J.16	Cal State Northridge (SA)	W	82-73
J.22	Arizona State (SA)	W	80-73
J.25	*New Mexico (SA)	W	78-72
J.27	*Texas-El Paso (SA)	W	62-61
F.2	*at Utah	L	74-76
F.3	*at Brigham Young	L	80-88
F.9	*Colorado State (SA)	W	90-83
F.10	*Wyoming (SA) (D)	W	79-71
F.17	at UNLV	W	94-91
F.23	*at Texas-El Paso	L	66-79
F.24	*at New Mexico	L	78-84
M.1	*Brigham Young (SA)	L	95-96
M.3	*Utah (SA)	L	87-100
Total Points			2,180-2,111

\* - Western Athletic Conference game

### 1979-80 • 6-21; 3-11 Western Athletic

Home: 6-11, Away: 0-10  
 Head Coach: Smokey Gaines  
 Starting Lineup: Eddy Gordon (F, Fr., 13.1, 8.9), Joe Mendoza (G, Jr., 12.0, 2.5), Tony Gwynn (G, Jr., 11.1, 2.7), Drew Head (C, Jr., 5.1, 4.2), Chris Holden (F, So., 8.3, 6.0)

D.1	Fort Hays State (PG)	W	101-77
D.4	San Diego (SA)	ot-W	67-58
D.6	at Idaho State	L	87-99
D.8	at (19) Kansas	L	66-79
D.11	Northern Arizona (SA)	L	90-94
D.13	Oklahoma State (SA)	W	104-100
D.18	Cal State Fullerton (SA)	L	53-68
D.22	San Francisco (SA)	L	77-91

### CABRILLO CLASSIC (San Diego Sports Arena)

D.28	Brown (SA)	L	64-71
D.29	Tennessee (SA)	L	77-96
J.3	*Colorado State (SA)	W	86-71
J.5	*Wyoming (SA)	W	65-57
J.8	*Hawaii (SA)	ot-L	76-78
J.11	at UNLV	L	86-88
J.17	*at Texas-El Paso	L	68-73
J.19	*at New Mexico	L	72-73
J.24	* (20) Brigham Young (SA)	L	91-123
J.26	*Utah (SA) (D) (TV)	L	83-102
J.31	*at Wyoming	L	58-79
F.2	*at Colorado State	L	66-68
F.5	Nevada-Las Vegas (SA)	L	86-98
F.9	*at Hawaii (SA)	L	69-79
F.14	*New Mexico (SA)	W	76-74
F.16	*Texas-El Paso (SA)	L	88-94
F.23	Grand Canyon (SA)	L	68-86
F.28	*at Utah	L	91-112
M.1	*at (12) Brigham Young	L	81-114
Total Points			2,096-2,302

\* - Western Athletic Conference game

### 1980-81 • 15-12; 8-8 Western Athletic

Home: 9-5, Away: 6-7  
 Head Coach: Smokey Gaines  
 Starting Lineup: Zack Jones (G, Jr., 17.1, 3.6), Michael Cage (F, Fr., 10.9, 13.1), Eddy Gordon (F, So., 8.2, 6.2), Tony Gwynn (G, Sr., 9.5, 1.5), Drew Head (C, Sr., 3.1, 2.7)

N.29	at UC Santa Barbara	W	67-57
D.2	San Diego (SA)	W	60-52
D.4	Idaho State (PG)	W	96-80

D.11	at Northern Arizona	L	68-76
D.13	at Cal State Fullerton	W	70-64
D.27	at Long Beach State	W	71-68

### CABRILLO CLASSIC (San Diego Sports Arena)

D.29	La Salle (SA)	W	93-67
D.30	(1) DePaul (SA)	L	69-85
J.2	*Wyoming (SA)	L	51-69
J.5	*Colorado State (SA)	W	78-66
J.7	Navy (SA)	W	90-77
J.8	*at (17) Brigham Young	L	73-84
J.10	*at (18) Utah (D)	L	74-97
J.15	*Air Force (SA)	W	58-43
J.17	Nevada-Las Vegas (SA)	L	77-78
J.30	*at New Mexico	L	98-100
J.31	*at Texas-El Paso	L	66-81
E.5	*at Colorado State	W	53-51
E.7	*at Wyoming (D)	L	57-102
F.12	* (6) Utah (SA)	L	53-62
F.14	* (15) Brigham Young (SA)	W	73-72
F.20	at Nevada-Las Vegas	L	67-68
F.21	*at Air Force	2ot-W	63-61
F.24	*Hawaii (SA)	W	90-77
F.28	*at Hawaii	W	80-65
M.5	*Texas-El Paso (SA)	L	70-72
M.7	*New Mexico (SA)	W	92-84
Total Points			1,957-1,958

\* - Western Athletic Conference game

### 1981-82 • 20-9; 11-5 Western Athletic

Home: 16-2, Away: 4-7  
 Head Coach: Smokey Gaines  
 Starting Lineup: Keith Smith (G, Jr., 12.8, 2.7), Zack Jones (G, Sr., 12.3, 3.3), Michael Cage (F, So., 11.0, 8.8), Leonard Allen (C, Fr., 4.5, 3.7), Eddie Morris (F, Jr., 7.7, 1.9)

N.27	UC Santa Barbara (PG)	W	95-60
N.30	UC San Diego (PG)	W	105-70
D.3	at (13) Arkansas	L	68-85
D.5	at (20) Georgetown (D)	L	53-71
D.8	Cal State Los Angeles (PG)	W	99-60
D.10	San Diego (SA)	W	41-36
D.12	Oregon (SA)	W	87-74
D.22	Long Beach State (SA)	W	92-84

### CABRILLO CLASSIC (San Diego Sports Arena)

D.29	Baylor (SA)	W	77-54
D.30	Temple (SA)	W	75-64
J.2	at UNLV	L	71-77
J.9	*at Hawaii	L	63-70
J.14	*New Mexico (SA)	W	78-62
J.16	*Texas-El Paso (SA)	W	65-61
J.21	*at Wyoming	L	64-77
J.23	*at Colorado State	W	57-50
J.25	*at Air Force	W	58-57
J.28	*Brigham Young (SA)	W	80-66
J.30	*Utah (SA)	W	75-62
F.4	*Air Force (SA)	W	67-55
F.6	UNLV (SA)	W	81-68
F.13	*Hawaii (SA)	W	79-60
F.18	*at Texas-El Paso	ot-L	60-62
F.20	*at New Mexico	W	86-79
F.25	*at Utah	W	74-72
F.27	*at Brigham Young (D)	L	66-106
M.4	*Colorado State (SA)	W	68-62
M.6	*Wyoming (SA)	ot-L	64-66

### NATIONAL INVITATION TOURNAMENT

M.12	UC Irvine (SA)	L	69-70
Total Points			2,117-1,940

\* - Western Athletic Conference game

### 1982-83 • 18-10; 8-8 Western Athletic

Home: 14-3, Away: 4-7  
 Head Coach: Smokey Gaines  
 Starting Lineup: Michael Cage (F, Jr., 19.5, 12.6), Keith Smith (G, Sr., 11.5, 2.1), Anthony Watson (G, Fr., 11.4, 1.9), Eddie Morris (F, Sr., 9.6, 3.7), Leonard Allen (C, So., 6.9, 6.0)

N.26	San Francisco State (PG)	W	75-58
D.1	at Long Beach State	W	93-80
D.4	Prairie View A&M (SA)	W	105-83
D.7	Doane College (PG)	W	100-88
D.9	San Diego (SA)	W	47-45
D.11	at Oregon	W	49-47
D.21	Howard (PG)	W	89-61
D.23	at Arizona	L	44-46

### CABRILLO CLASSIC (San Diego Sports Arena)

D.29	Florida State (SA)	W	89-85
D.30	(16) Villanova (SA)	L	57-63
J.6	St. Mary's (PG)	W	80-55
J.14	*at Brigham Young	L	74-96
J.15	*at Utah	L	57-64
J.22	*at Hawaii	L	75-98
J.27	*Colorado State (PG)	W	59-45
J.29	*Wyoming (SA)	W	64-57
J.31	*Air Force (SA)	W	71-47
F.3	*at New Mexico	W	61-37



# Year-By-Year Records



E.5	*at Texas-El Paso (D)	L	50-52
F.9	*Utah (SA)	W	63-61
F.12	*Brigham Young (SA)	L	67-69
F.19	*Hawaii (SA)	W	74-71
F.22	Long Beach State (SA)	W	91-76
F.24	*at Wyoming	L	56-66
F.26	*at Air Force	W	64-58
F.28	*at Colorado State	L	55-70
M.3	*Texas-El Paso (SA)	L	66-68
M.5	*New Mexico (SA) (D)	W	77-73
Total Points			1,952-1,819

\* - Western Athletic Conference game

## 1983-84 • 15-13; 6-10 Western Athletic

Home: 11-5, Away: 3-8, Neutral: 1-0

Head Coach: Smokey Gaines

Starting Lineup: Michael Cage (F/C, Sr., 24.5, 12.6), Leonard Allen (C, Jr., 8.7, 7.0), Jeff Konek (F, Jr., 8.3, 2.1), Andre Ross (F, Jr., 5.5, 5.2), Anthony Watson (G, So., 10.5, 2.8)

N.28	at St. Mary's	ot-W	72-67
D.3	UC Irvine (SA)	L	76-79
D.6	Long Beach State (SA)	W	91-76

### FIRST TULSA CLASSIC (Tulsa, Okla.)

D.9	vs. Oklahoma City	W	68-58
D.10	at Tulsa	L	80-91
D.17	Arizona (SA)	W	90-80
D.20	at Texas	W	91-77
D.27	Oral Roberts (SA)	ot-W	85-75

### CABRILLO CLASSIC (San Diego Sports Arena)

D.29	East Tennessee State (SA)	W	80-58
D.30	Virginia (SA)	L	65-81
J.3	Navy (SA)	W	88-81
J.5	San Diego (SA)	W	61-47
J.12	*at (8) Texas-El Paso	L	59-75
J.14	*at New Mexico	W	74-68
J.19	*Utah (SA)	L	68-74
J.21	*Brigham Young (SA)	W	79-75
J.28	*Hawaii (SA) (D)	W	73-68
F.2	*at Air Force	L	43-55
F.4	*at Colorado State	L	63-68
F.6	*at Wyoming	ot-L	73-83
F.9	* (7) Texas-El Paso (SA)	W	73-62
F.11	*New Mexico (SA) (D)	W	61-60
F.16	*at Brigham Young	ot-L	92-94
F.18	*at Utah	L	63-72
F.25	*at Hawaii	L	55-57
F.29	*Colorado State (PG)	L	59-61
M.1	*Wyoming (SA)	L	64-65
M.3	*Air Force (SA)	W	74-58
Total Points			2,020-1,965

\* - Western Athletic Conference game

## 1984-85 • 23-8; 11-5 Western Athletic

### NCAA TOURNAMENT - FIRST ROUND

Home: 12-3, Away: 8-4, Neutral: 3-1

Head Coach: Smokey Gaines

Starting Lineup: Leonard Allen (C, Sr., 14.6, 8.1), Anthony Watson (G, Jr., 17.5, 3.3), Michael Kennedy (F/G, Sr., 10.8, 5.3), Creon Dorsey (G, Jr., 8.3, 3.7), Andre Ross (F, Sr., 8.7, 4.7)

N.29	at UC Irvine	W	86-77
D.1	Morgan State (SA)	W	128-68
D.6	San Diego (SA)	W	57-53
D.11	UC Santa Barbara (SA)	W	84-69
D.15	at Long Beach State	W	62-60

### UNLV ROUNDUP (Las Vegas, Nev.)

D.20	vs. McNeese State	W	91-85
D.21	vs. SW Louisiana	W	86-73
D.22	Texas (SA)	W	71-65

### CABRILLO CLASSIC (San Diego Sports Arena)

D.28	TCU (SA)	L	70-72
D.29	Michigan State (SA)	L	61-77
J.3	*at Wyoming	W	60-57
J.5	*at Air Force	W	88-73
J.10	*Utah (SA)	W	76-67
J.12	*Brigham Young (SA)	W	89-70
J.18	*at New Mexico	L	85-94
J.19	*at Texas-El Paso	L	81-87
J.22	at U.S. International	W	112-74
J.24	*at Hawaii	W	70-66
J.28	*Air Force (SA)	W	74-64
J.31	*at Brigham Young	W	77-71
F.2	*at Utah	L	65-67
F.7	*Colorado State (SA)	W	75-72
F.9	*Wyoming (SA)	W	79-70
F.12	Long Beach State (SA)	W	86-69
F.14	*Texas-El Paso (SA)	W	76-63
F.16	*New Mexico (SA)	W	99-80
F.21	*Hawaii (SA)	L	68-69
F.23	*at Colorado State	L	72-78

### WAC CHAMPIONSHIP (El Paso, Texas)

M.8	vs. (#3) New Mexico (SF)	W	98-84
M.9	at (#1) Texas-El Paso (CH)	W	87-81

### NCAA TOURNAMENT (Salt Lake City, Utah)

M.14	vs. (#9) (#4) Nevada-Las Vegas (FR)	L	80-85
Total Points			2,493-2,240

\* - Western Athletic Conference game

## 1985-86 • 10-19; 7-9 Western Athletic

Home: 7-5, Away: 1-11, Neutral: 2-3

Head Coach: Smokey Gaines

Starting Lineup: Anthony Watson (G, Sr., 22.5, 5.1), John Martens (F, Sr., 12.2, 7.3), Creon Dorsey (G, Sr., 8.2, 2.8), Kevin Brown (C, Fr., 2.9, 4.6), Steffond Johnson (F, Sr., 15.7, 8.4)

### SUN-MET CLASSIC (Fresno, Calif.)

N.29	vs. Louisiana Tech	L	72-74
N.30	vs. Eastern Washington	ot-L	79-81
D.3	at Arkansas	L	64-76
D.4	at Oral Roberts	L	77-89
D.12	at Arizona	L	66-72
D.14	San Diego (SA)	L	64-81

### UNLV REBEL ROUNDUP (Las Vegas, Nev.)

D.20	at (12) UNLV	L	85-105
D.21	vs. Florida	W	63-62

### HOLIDAY BOWL CLASSIC (San Diego Sports Arena)

D.27	UNC Charlotte (SA)	L	76-77
D.28	Fresno State (SA)	L	49-61
J.2	*Air Force (SA)	W	69-50
J.4	*Colorado State (SA)	W	72-56
J.10	*at Utah	ot-L	89-93
J.11	*at Brigham Young	L	70-82
J.16	*New Mexico (SA)	W	71-68
J.18	* (17) Texas-El Paso (SA)	W	67-66
J.23	*at Hawaii	L	80-83
J.27	*Wyoming (SA)	W	88-82
J.30	*at Colorado State	L	72-75
J.31	*at Air Force	W	69-63
F.6	*Brigham Young (SA)	L	71-81
F.8	*Utah (SA)	L	58-59
F.13	*at Wyoming	L	71-89
F.15	*Hawaii (SA) (D)	W	80-70
F.20	U.S. International (SA)	W	138-93
F.27	*at Texas-El Paso	L	64-91
M.1	*at New Mexico	ot-L	92-95

### WAC CHAMPIONSHIP (Arena-Auditorium, Laramie, Wyo.)

M.6	vs. (#3) Utah (QF)	W	73-71
M.7	vs. (#2) Texas-El Paso (SF)	L	76-78
Total Points			2,165-2,223

\* - Western Athletic Conference game

## 1986-87 • 5-25; 2-14 Western Athletic

Home: 5-12, Away: 0-10, Neutral: 0-3

Head Coach: Smokey Gaines

Starting Lineup: Rodney Hawkins (F, Jr., 9.2, 6.0), Josh Lowery (G, So., 11.8, 2.1), Gerald Murray (C, Jr., 10.1, 7.9), Tony Ross (G, Fr., 16.3, 2.2), Juan Espinoza (F, Jr., 7.2, 4.2)

D.1	at UC Santa Barbara	L	70-87
D.4	(20) Arizona (SA)	L	78-110
D.11	San Diego (SA)	L	67-83
D.13	Cal State Los Angeles (SA)	W	64-60

### VOLUNTEER CLASSIC (Knoxville, Tenn.)

D.19	vs. UNC Charlotte	L	66-81
D.20	vs. Ball State	L	84-86
D.22	at Memphis State	L	75-101

### HOLIDAY BOWL CLASSIC (San Diego Sports Arena)

D.27	Manhattan (SA)	W	77-69
D.28	Mississippi (SA)	L	77-88
D.29	Northern Iowa (SA)	L	66-68
J.3	*New Mexico (SA)	L	84-88
J.5	*Texas-El Paso (SA)	L	58-77
J.8	*at Air Force	L	75-86
J.10	*at Colorado State	L	79-84
J.15	*at Brigham Young	L	82-94
J.17	*at Utah (D)	L	65-93
J.22	*Wyoming (SA)	L	70-79
J.26	*at Hawaii	L	67-76
J.29	U.S. International (SA)	L	81-87
J.31	Miami (Fla.) (SA)	ot-L	82-83
F.5	*Colorado State (SA)	L	62-64
F.7	*Air Force (SA)	L	77-81
F.13	at Texas-El Paso	L	73-79
F.14	*at New Mexico	L	66-76
F.19	*at Wyoming	L	73-85
F.21	*Hawaii (SA)	W	92-89
F.26	*Brigham Young (SA)	L	68-85
F.28	*Utah (SA)	W	75-62

### WAC CHAMPIONSHIP (QF in The Pit; Albuquerque, N.M.)

M.3	(#8) Hawaii (FR) (SA)	W	93-90
M.5	vs. (#1) Texas-El Paso (QF)	L	65-85
Total Points			2,211-2,476

\* - Western Athletic Conference game

## 1987-88 • 12-17; 5-11 Western Athletic

Home: 9-6, Away: 2-8, Neutral: 1-3

Head Coach: Jim Brandenburg

Starting Lineup: Rodney Hawkins (F, Sr., 12.1, 7.9), Bryan Williams (G, Jr., 9.7, 2.9), Tony Ross (G, So., 15.9, 3.2), Sam Johnson (F, Jr., 6.7, 4.2), Mitch McMullen (C, Jr., 13.0, 6.1)

### SUN-MET CLASSIC (Fresno, Calif.)

N.27	vs. Kansas State	L	68-79
N.28	vs. Northern Arizona	W	78-73
D.1	Cal Poly Pomona (SA)	W	76-65

### KACTUS KLASIK (Tempe, Ariz.)

## MOUNTAIN WEST-RECORD 16-TIME CONFERENCE CHAMPIONS

D.4	at Arizona State	L	68-91
D.5	vs. Tulsa	L	59-67
D.10	U.S. International (SA)	W	103-68
D.19	San Diego (SA)	L	53-76
D.21	Dartmouth (SA)	W	86-59
D.23	Rhode Island (SA)	ot-L	76-77

### HOLIDAY BOWL CLASSIC (San Diego Sports Arena)

D.27	Bucknell (SA)	W	87-70
D.28	Texas Tech (SA)	W	72-63
J.7	*at Utah	L	56-83
J.9	*at Brigham Young	L	65-92
J.14	* (18) New Mexico (SA)	W	64-59
J.16	*Texas-El Paso (SA)	L	53-75
J.21	*at Air Force	L	57-60
J.22	*at Colorado State	L	54-78
J.28	*Wyoming (SA)	L	56-57
F.1	*at Hawaii	W	59-58
F.6	at Miami (Fla.)	W	56-49
F.12	*at New Mexico	L	85-93
F.13	*at Texas-El Paso	L	61-68
F.18	* (7) Brigham Young (SA)	ot-W	82-80
F.20	*Utah (SA) (D)	L	48-50
F.25	*Hawaii (SA)	W	74-71
F.27	*at (16) Wyoming (D)	L	59-85
M.3	*Colorado State (SA)	L	59-76
M.5	*Air Force (SA)	W	79-67

### WAC CHAMPIONSHIP (Marriott Center; Provo, Utah)

M.10	vs. (14) (#2) Wyoming (QF)	L	76-83
Total Points			1,969-2,072

\* - Western Athletic Conference game

## 1988-89 • 12-17; 4-12 Western Athletic

Home: 11-6, Away: 1-10, Neutral: 0-1

Head Coach: Jim Brandenburg

Starting Lineup: Mitch McMullen (C, Sr., 14.6, 7.9), Shawn Bell (F, Sr., 12.2, 6.0), Michael Best (G, Jr., 12.5, 4.4), Sam Johnson (F, Sr., 9.4, 6.7), Bryan Williams (G, Sr., 8.7, 2.3)

N.26	Delaware (SA)	W	74-61
N.29	at Baylor	W	83-58
D.2	UC Irvine (SA)	W	102-88
D.5	at Texas Tech	L	43-58
D.17	at Arizona State	L	72-77

### MCDONALD'S CLASSIC (San Diego Sports Arena)

D.20	Hardin-Simmons (SA)	W	88-59
D.21	(16) Tennessee (SA)	L	75-77
D.27	St. Francis (N.Y.) (SA)	W	91-72
D.29	(7) North Carolina (SA)	L	92-103
D.31	Vermont (SA)	W	83-76
J.5	*Colorado State (SA)	L	62-57
J.7	*Air Force (SA)	W	64-61
J.12	*at Brigham Young	L	81-85
J.14	*at Utah	L	61-80
J.19	*Texas-El Paso (SA)	L	65-76
J.21	*New Mexico (SA) (D) (WAC-TV)	L	76-83
J.26	*at Hawaii	L	62-65
J.30	*Wyoming (SA)	W	69-61
F.2	*at Colorado State	L	47-67
F.4	*at Air Force (D) (WAC-TV)	L	69-87
F.9	*Brigham Young (SA) (ESPN)	W	89-74
F.11	*Utah (SA) (D) (WAC-TV)	L	77-80
F.16	*Hawaii (SA)	L	60-73
F.18	*at Wyoming	L	67-71
F.22	Florida International (SA)	W	93-78
F.25	U.S. International (SA)	W	97-82
M.2	*at New Mexico	L	72-102
M.4	*at Texas-El Paso	L	69-93

### WAC CHAMPIONSHIP (Huntsman Center; Salt Lake City, Utah)

M.9	at (#8) Utah (FR)	L	57-70
Total Points			2,140-2,174

\* - Western Athletic Conference game

## 1989-90 • 13-18; 4-12 Western Athletic

Home: 10-6, Away: 1-10, Neutral: 2-2

Head Coach: Jim Brandenburg

Starting Lineup: Shawn Jamison (C, Jr., 16.8, 6.9), Rodney Jones (G, Sr., 4.1, 2.3), Marty Dow (C, Jr., 12.3, 6.1), Vern Thompson (G/F, Jr., 4.5, 2.5), Michael Best (G, Sr., 11.1, 4.0)

### MAUI CLASSIC (Lahaina, Hawaii)

N.24	vs. Villanova (D)	L	58-66
N.25	vs. James Madison (D)	L	53-56
N.26	at Chamizado (D)	W	63-49
N.30	UC Riverside (SA)	W	67-61
D.4	Texas Tech (SA)	W	51-50
D.6	San Diego (SA)	W	85-75
D.9	Southern California (SA)	W	79-73
D.16	at UC Irvine	L	62-75

### UAB INVITATIONAL (Birmingham, Ala.)

D.22	vs. Southwest Texas State	W	67-53
D.23	at Alabama-Birmingham	L	46-91

# Year-By-Year Records



## MOUNTAIN WEST-RECORD 16-TIME CONFERENCE CHAMPIONS

J.6	*Brigham Young (SA)	L	60-63
J.11	*at Wyoming	L	60-76
J.13	*at Air Force	W	72-68
J.18	*New Mexico (SA)	W	78-62
J.20	*Texas-El Paso (SA)	L	63-71
J.25	*at Hawai'i	L	63-75
J.30	*Wyoming (SA)	W	68-59
F.1	*at Brigham Young	L	58-75
F.3	*at Utah (D) (WAC-TV)	L	49-61
F.10	U.S. International (SA)	W	108-97
F.15	*Air Force (SA)	L	59-65
F.18	*Colorado State (SA) (Prime Ticket)	L	57-64
F.22	*at Texas-El Paso	L	55-70
F.24	*at New Mexico	L	69-91
M.1	*Hawai'i (SA)	L	61-74
M.3	*at Colorado State	L	45-62
<b>WAC CHAMPIONSHIP (Haskins Center; El Paso, Texas)</b>			
M.7	vs. (#9) Air Force (FR)	ot-L	64-70
Total Points			1,987-2,096

**1990-91 • 13-16; 6-10 Western Athletic**  
**Home: 10-6, Away: 2-9, Neutral: 1-1**  
**Head Coach: Jim Brandenburg**  
**Starting Lineup:** Marty Dow (C, Sr., 17.0, 9.5), Arthur Massey (G, Sr., 14.6, 4.4), Vern Thompson (G/F, Sr., 5.1, 2.6), Chris McKinney (G, Fr., 5.4, 2.1), Courtie Miller (F, Fr., 6.8, 2.6)

N.24	at (5) North Carolina	L	63-99
N.27	San Diego (SA)	L	74-75
D.4	at Southern California	L	66-77
D.6	Midwestern State (PG)	W	95-58
D.8	Cal Poly Pomona (PG)	W	94-78
D.15	UC Irvine (PG) (Prime Ticket-TD)	W	87-73

**TEXACO STAR CLASSIC (San Diego Sports Arena)**

D.21	Arkansas State (SA)	W	59-57
D.22	Lamar (SA)	L	70-71
D.27	Baylor (SA)	W	84-70
D.29	at (10) UCLA (Prime Ticket-TD)	L	74-94
J.3	*Brigham Young (SA) (ESPN)	L	61-73
J.5	*Utah (SA)	L	62-68
J.10	*at Air Force	W	52-48
J.12	*at Colorado State	L	51-61
J.17	*New Mexico (SA) (Prime Ticket-TD)	W	52-51
J.19	*Texas-El Paso (SA) (Prime Ticket)	W	58-55
J.24	*at New Mexico	L	68-79
J.19	*at Texas-El Paso	L	67-73
F.3	*Wyoming (SA) (Prime Ticket)	2ot-W	87-84
F.7	*at Brigham Young	L	55-75
F.9	*at (17) Utah	L	60-67
F.14	*Colorado State (SA)	L	50-67
F.16	*Air Force (SA)	W	76-59
F.21	*Hawai'i (SA)	ot-L	79-84
F.23	*at Wyoming	W	95-83
F.27	U.S. International (SA)	W	123-103
M.2	*at Hawai'i	L	58-65
<b>WAC CHAMPIONSHIP (Arena-Auditorium; Laramie, Wyo.)</b>			
M.6	vs. (#9) Air Force (FR)	W	58-51
M.7	vs. (#1) Utah (QF)	L	56-67
Total Points			2,034-2,065

**1991-92 • 2-26; 0-16 Western Athletic**  
**Home: 1-13, Away: 0-13, Neutral: 1-0**  
**Head Coach: Jim Brandenburg**  
**Starting Lineup:** Joe McNaull (C, So., 13.1, 7.9), Courtie Miller (F, So., 10.8, 3.5), Nelson Stewart (F, Sr., 7.5, 5.7), Ray Barefield (G, Sr., 6.1, 2.9), Virgil Smith (G, Jr., 4.6, 1.9)

N.22	at San Diego (SA)	L	57-60
N.24	Richmond (SA)	L	68-78
N.30	at UC Irvine	L	64-79

**TEXAS LONGHORN Classic (Austin, Texas)**

D.6	vs. Texas Southern	W	79-64
D.7	at Texas	L	58-85
D.14	(3) UCLA (SA) (Prime Ticket-TD)	L	64-84

**TEXACO STAR CLASSIC (San Diego Sports Arena)**

D.20	Florida A&M (SA)	W	94-90
D.21	South Carolina (SA) (Prime Ticket-TD)	2ot-L	69-71
D.28	at Southern Utah	L	82-104
D.30	at Nevada-Las Vegas	L	72-88
J.2	Yale (SA)	L	62-69
J.9	*Wyoming (SA) (Prime Ticket)	L	72-85
J.11	Southern Utah (SA)	L	78-87
J.16	*at New Mexico	L	68-90
J.18	*at (23) Texas-El Paso (ESPN)	L	58-72
J.23	* (19) Texas-El Paso (SA)	L	54-77
J.25	*New Mexico (SA) (D) (Prime Ticket)	L	61-71
F.30	*at Colorado State	L	63-76
F.1	*at Air Force (ESPN)	L	47-65
F.6	*Brigham Young (SA) (Prime Ticket-TD)	L	59-89
F.8	*Utah (SA)	L	53-72
F.13	*at Wyoming	L	66-92
F.15	*Hawai'i (SA) (D) (Prime Ticket)	L	58-66
F.20	*Air Force (SA)	L	58-60
F.22	*Colorado State (SA) (D) (Prime Ticket-TD)	L	66-74

F.27	*at Utah	L	70-84
F.29	*at Brigham Young	L	78-98
M.6	*at Hawai'i	L	54-69
Total Points			1,832-2,199

**1992-93 • 8-21; 3-15 Western Athletic**  
**Home: 6-9, Away: 1-11, Neutral: 1-1**  
**Head Coach: Tony Fuller**  
**Starting Lineup:** Joe McNaull (C, Jr., 11.7, 8.2), Chris Walters (G, Jr., 9.0, 2.4), Jason Hamilton (G, Fr., 8.4, 3.3), Keith Balzer (F, Sr., 9.9, 5.9), Courtie Miller (F, Jr., 10.7, 3.4)

D.1	vs. San Diego (SA)	L	60-85
D.4	Cal Poly Pomona (PG)	W	72-68
D.8	at Arizona State	L	64-67
D.10	Westmont (PG)	W	106-91
D.12	(22) Nevada-Las Vegas (PG) (Prime Ticket-TD)	L	77-89

**TEXACO STAR CLASSIC (Peterson Gym)**

D.18	North Florida (PG) (D)	W	90-79
D.19	Washington State (PG) (Prime Ticket)	L	51-73
D.22	at Lamar	L	65-90
D.28	UC Riverside (PG)	W	63-52
J.3	*at Hawai'i (Prime Ticket)	L	67-81
J.7	*at Wyoming	L	54-77
J.9	*at Colorado State (D)	L	67-82
J.15	*Texas-El Paso (PG)	L	54-76
J.17	*New Mexico (PG) (D) (Prime Ticket)	L	52-77
J.21	*at Brigham Young (ESPN)	L	64-76
J.23	*at (22) Utah	L	53-78
J.28	*Air Force (PG)	W	59-51
J.30	*Fresno State (PG) (D) (Prime Ticket)	L	67-72
F.4	*at Air Force	W	72-62
F.6	*at Fresno State	L	70-78
F.11	* (16) Utah (PG) (Prime Ticket-TD)	L	77-88
F.13	*Brigham Young (PG) (D) (Prime Ticket)	L	73-80
F.18	*at Texas-El Paso	L	60-77
F.20	*at New Mexico	L	55-71
F.25	*Wyoming (PG)	W	64-62
F.27	*Colorado State (PG) (D)	L	78-79
M.6	*Hawai'i (PG) (D) (Prime Ticket)	L	58-72

**WAC CHAMPIONSHIP (Delta Center; Salt Lake City, Utah)**

M.10	vs. (#8) Wyoming (FR)	W	59-57
M.11	at (15) (#1) Utah (QF)	L	64-85
Total Points			1,915-2,175

**1993-94 • 12-16; 6-12 Western Athletic**  
**Home: 7-6, Away: 4-9, Neutral: 1-1**  
**Head Coach: Tony Fuller**  
**Starting Lineup:** Carlos Groves (F, Sr., 18.3, 6.5), Chad Nelson (G, Fr., 5.7, 2.7), Derric Croft (G, Jr., 13.1, 6.5), Marc Carter (F, Jr., 12.1, 5.6), Chris Walters (G, Sr., 7.3, 2.6)

N.30	Cal Poly Pomona (PG)	W	86-58
D.2	Westmont (D)	W	104-80
D.4	at Pepperdine (D) (Prime Ticket)	L	61-89
D.7	at Southern California (Prime Ticket-TD)	L	56-75
D.11	Southern Utah (PG) (D)	W	70-69
D.21	at Cal State Northridge	ot-W	90-85
D.23	at Loyola Marymount	ot-W	88-84
J.3	*Hawai'i (PG)	L	73-78
J.8	*Colorado State (PG)	L	60-74
J.10	*Wyoming (PG)	W	73-71
J.13	*at New Mexico	L	59-72
J.15	*at Texas-El Paso	L	64-83
J.20	*Brigham Young (PG) (Prime Ticket-TD)	ot-L	82-83
J.22	*Utah (PG) (Prime Ticket)	W	76-73
J.27	*at Fresno State	L	59-76
J.29	*at Air Force	W	68-60
F.3	*Fresno State (PG)	L	79-93
F.5	*Air Force (PG)	W	82-69
F.10	*at Brigham Young	L	87-101
F.12	*at Utah	L	62-77
F.17	*New Mexico (PG) (Prime Ticket-TD)	L	61-65
F.19	*Texas-El Paso (PG) (Prime Ticket-TD)	W	100-85
F.24	*at Colorado State	L	83-98
F.26	*at Wyoming (D)	L	70-85
M.3	Cal State Northridge (PG)	L	87-95
M.5	*at Hawai'i (Prime Ticket-TD)	W	84-74

**WAC CHAMPIONSHIP (Delta Center; Salt Lake City, Utah)**

M.9	vs. (#8) Wyoming (FR)	W	54-51
M.10	vs. (#1) New Mexico (QF)	L	46-61
Total Points			2,064-2,164

**1994-95 • 11-17; 5-13 Western Athletic**  
**Home: 9-5, Away: 1-11, Neutral: 1-1**  
**Head Coach: Fred Trenkle**  
**Starting Lineup:** Marc Carter (F, Sr., 13.3, 6.7), Chad Nelson (G, Sr., 12.0, 4.2), Berry Randle (G, Jr., 11.3, 4.0), Ron Martin (F, Jr., 7.5, 3.4), Leon Carter (C, Jr., 6.6, 6.3)

N.28	Vanguard (PG)	W	76-54
N.30	Cal Poly Pomona (PG) (Prime Ticket)	W	80-71
D.3	at Sacramento State (D)	W	67-61
D.7	Loyola Marymount (PG)	L	67-75
D.9	at Cal State Northridge	L	68-73

D.17	UC Riverside (PG)	W	65-62
D.20	at Cal State Fullerton	ot-L	73-83
D.22	Pepperdine (PG)	W	61-58
J.2	*at Wyoming	L	56-64
J.4	*at Colorado State	L	64-80
J.7	*Texas-El Paso (PG) (Prime Ticket)	L	61-83
J.9	*New Mexico (PG)	ot-W	72-69
J.12	*at Brigham Young	L	57-66
J.14	*at Utah	L	56-67
J.19	*Air Force (PG) (Prime Ticket)	W	69-49
J.21	*Fresno State (PG) (Prime Ticket)	L	65-69
J.28	*at Hawai'i	L	62-91
F.4	*Hawai'i (PG)	L	58-65
F.9	*at Air Force	L	53-81
F.11	*at Fresno State	L	58-66
F.16	*Utah (PG)	L	51-61
F.18	*Brigham Young (PG)	W	58-52
F.23	*at Texas-El Paso	ot-L	71-73
F.25	*at New Mexico	L	42-67
M.2	*Wyoming (PG) (Prime Ticket)	W	52-51
M.4	*Colorado State (PG)	W	75-58

**WAC CHAMPIONSHIP (The Pit; Albuquerque, N.M.)**

M.8	vs. (#8) Fresno State (FR)	W	71-57
M.9	vs. (22) (#1) Utah (QF)	L	63-72
Total Points			1,771-1,878

**1995-96 • 15-14; 8-10 Western Athletic**  
**Home: 11-4, Away: 3-10, Neutral: 1-0**  
**Head Coach: Fred Trenkle**  
**Starting Lineup:** Kareem Anderson (F, Sr., 13.7, 4.9), Paul Jarrett (F, Sr., 13.6, 5.3), Leon Carter (C, Sr., 12.9, 7.5), Chad Nelson (G, Jr., 11.6, 2.8), Raymond King (G, Fr., 7.7, 2.9)

N.24	Northwestern (SA) (D) (Prime Sports)	W	83-63
N.28	at Loyola Marymount	W	62-61
D.2	at San Diego (D) (Prime Sports)	L	65-69
D.5	Cal State Fullerton (SA) (Prime Sports)	ot-L	83-85
D.8	Cal Poly Pomona (SA)	W	67-48
D.16	Westmont (SA)	W	79-78
D.22	at Ohio State	L	56-72
J.2	*Colorado State (SA)	W	87-67
J.4	*Wyoming (SA)	W	80-77
J.8	*at (25) New Mexico	L	74-77
J.10	*at Texas-El Paso	ot-W	72-71
J.13	*Brigham Young (PG) (Prime Sports)	W	83-76
J.15	* (15) Utah (SA) (Prime Sports)	L	59-67
J.18	*at Fresno State	L	67-79
J.20	*at Air Force	W	77-69
J.24	Sacramento State (SA)	W	85-55
J.28	*at Hawai'i	L	79-88
J.30	Cal State Northridge (SA)	W	80-47
F.3	*Hawai'i (SA) (Prime Sports-TD)	W	103-94
F.8	*Fresno State (SA) (Prime Sports)	ot-L	89-99
F.10	*Air Force (SA)	W	81-72
F.15	*at Brigham Young	L	68-81
F.17	*at (7) Utah	L	74-88
F.22	*New Mexico (SA)	L	78-83
F.24	*Texas-El Paso (SA) (ESPN2)	W	72-69
F.29	*at Colorado State	L	74-87
M.2	*at Wyoming (-15) (D)	L	68-69

**WAC CHAMPIONSHIP (The Pit; Albuquerque, N.M.)**

M.6	vs. (#10) Air Force (D) (FR)	W	80-69
M.7	at (#2) New Mexico (QF)	L	75-94
Total Points			2,200-2,154

**1996-97 • 12-15; 4-12 Western Athletic**  
**Home: 9-5, Away: 3-10, Neutral: 0-0**  
**Head Coach: Fred Trenkle**  
**Starting Lineup:** Jason Richey (G, Jr., 17.6, 4.0), Kevin Betts (G/F, Jr., 9.0, 5.7), Roy Kruswyk (F/C, Jr., 5.3, 4.1), Jacobi Thompson (G, Jr., 9.6, 3.6), Chad Nelson (G, Sr., 14.7, 3.6)

N.22	UC Irvine (SA)	W	100-88
N.26	at Oregon	L	66-91
N.30	Eastern Washington (SA)	W	80-55
D.3	at Northwestern	ot-W	82-70
D.8	San Diego (SA)	W	87-70
D.10	at Southwest Texas	ot-L	77-81
D.14	Loyola Marymount (PG)	W	93-81
D.20	Yanquard (SA)	W	98-81
D.23	Ohio State (SA) (Fox Sports West-TD)	W	81-75
D.31	at Brigham Young (D)	ot-W	89-86
J.4	*Texas-El Paso (SA) (Fox Sports West-TD)	W	74-70
J.9	*at UNLV	L	59-79
J.11	*at Air Force (ESPN2)	ot-W	77-69
J.16	*Wyoming (SA)	W	82-75
J.18	*Colorado State (PG)	ot-L	90-93
J.23	*at Texas-El Paso	L	68-84
J.25	*Hawai'i (SA) (Fox Sports West)	L	63-85
J.30	*at Fresno State	L	71-87
F.1	*at San Jose State	L	72-76
F.6	*Air Force (SA)	W	83-67
F.8	*UNLV (SA) (Fox Southwest)	L	71-78
F.13	*at Colorado State	L	74-87

INTRODUCTION  
COACHES & STAFF  
PLAYERS  
2022-23 REVIEW  
RECORDS  
HISTORY  
AZTEC BASKETBALL MEDIA GUIDE



# Year-By-Year Records



F.15	*at Wyoming (D)	L	50-67
F.19	*at Hawai'i	L	62-74
F.24	at (25) Stanford	L	50-97
F.27	*San Jose State (SA)	L	63-65
M.1	*Fresno State (SA)(D) (Fox Sports West)	L	92-103
Total Points			2,054-2,134

\* - Western Athletic Conference game

## 1997-98 • 13-15; 5-9 Western Athletic

Home: 7-7, Away: 5-6, Neutral: 1-2

Head Coach: Fred Trenkle

Starting Lineup: Josko Visnjic (F, Jr., 9.4, 2.5), Matt Watts (G/F, Jr., 12.9, 4.1), Ron Krusivsky (F/C, Sr., 11.7, 8.4), Kevin Belts (G/F, Sr., 11.6, 6.0), Jason Richey (G, Sr., 17.4, 3.9)

N.14	Brigham Young	L	59-73
N.22	at Eastern Washington	L	52-69
N.26	Southwest Texas (Ch. 4 San Diego)	W	79-57
N.29	Southern California (Ch. 4 San Diego)	L	72-76
D.2	Oregon	W	80-68
D.6	vs. Utah State (DC)	L	61-64
D.13	at UC Irvine	W	69-66
D.16	(9) Stanford (Fox Sports West)	L	42-63
D.19	Vanguard (Ch. 4 San Diego)	W	74-64
D.23	at Long Beach State	W	66-63
J.3	*at Tulsa (D) (Fox Sports West-TD)	L	57-77
J.5	at Air Force	W	84-81
J.10	* (21) Hawai'i (D) (Fox Sports West)	W	81-72
J.15	*Southern Methodist (Ch. 4 San Diego)	L	78-80
J.17	*TCU (D) (Fox Sports West)	L	61-105
J.24	*at Rice	W	62-59
J.29	*San Jose State (Ch. 4 San Diego)	W	88-75
J.31	*Fresno State (Fox Sports West)	L	94-97
F.4	*at Hawai'i	W	76-67
F.7	Air Force (ESPN2)	W	66-55
F.12	*at SMU	ot-L	81-88
F.14	*at (19) TCU	L	69-91
F.19	*Tulsa	L	60-65
F.21	*Rice	W	75-66
F.26	*at Fresno State	L	70-86
F.28	*at San Jose State	L	66-74

## WAC CHAMPIONSHIP (Thomas & Mack Center; Las Vegas, Nev.)

M.3	vs. (#M3) Wyoming (FR)	ot-W	60-57
M.5	vs. (#P2) Fresno State (QF) (Ch. 4 San Diego)	L	57-92
Total Points			1,939-2,050

\* - Western Athletic Conference game. DC - Delta Center (Salt Lake City, Utah). All home games beginning in 1997-98 were played at Cox Arena at Aztec Bowl.

## 1998-99 • 4-22; 2-12 Western Athletic

Home: 4-11, Away: 0-11, Neutral: 0-0

Head Coach: Fred Trenkle

Starting Lineup: Myron Epps (F, Fr., 11.8, 5.6), Vince Okotie (F, Fr., 8.5, 4.7), Marcelo Correa (C, So., 6.9, 4.6), Matt Watts (G, Sr., 14.5 ppg, 3.4 rpg), Dante Wilson (G, Jr., 8.7, 2.1)

N.14	Nevada	ot-L	71-76
N.17	at Southern California	L	54-101
N.21	at Cal State Fullerton	L	76-79
N.24	Utah State	L	60-63
N.28	Long Beach State (D)	L	70-75
D.2	Vanguard	W	103-49
D.5	at Loyola Marymount (D)	L	65-73
D.9	at Nevada	L	75-94
D.19	San Diego (:02) (Ch. 4 San Diego)	L	51-52
D.22	New Mexico State (Ch. 4 San Diego)	L	55-66
D.27	Arkansas State	L	62-70
J.2	Pacific (Ch. 4 San Diego)	W	68-63
J.7	*at (15) New Mexico	L	60-90
J.9	*at Texas-El Paso	L	66-82
J.14	*Brigham Young (Ch. 4 San Diego)	L	76-83
J.16	*Utah (Ch. 4 San Diego)	L	53-79
J.23	*at Hawai'i	L	67-87
J.28	*at Fresno State	L	80-101
J.30	*at San Jose State (D)	L	57-82
F.6	*Texas-El Paso (Ch. 4 San Diego)	L	65-71
F.8	* (17) New Mexico (ESPN)	L	60-85
F.11	*at (14) Utah	L	38-86
F.13	*at Brigham Young	L	76-93
F.20	*Hawai'i (Ch. 4 San Diego)	W	78-72
F.25	*Fresno State (Ch. 4 San Diego)	L	84-95
F.27	*San Jose State	W	75-72
Total Points			1,745-2,039

\* - Western Athletic Conference game

## 1999-2000 • 5-23; 0-14 Mountain West

Home: 5-10, Away: 0-13, Neutral: 0-0

Head Coach: Steve Fisher

Starting Lineup: Myron Epps (F, So., 14.4 ppg, 5.9 rpg), Vincent Okotie (F, So., 6.6, 2.6), Marcelo Correa (C, Jr., 10.2, 6.4), Bradley Jackson (G, Fr., 7.1, 2.7), Dante Wilson (G, Sr., 4.5, 2.0)

N.24	UC Riverside	W	73-57
N.30	at New Mexico State	L	49-66
D.4	at San Diego (Ch. 4 San Diego)	L	45-73
D.12	at (17/17) Oklahoma State (D) #	L	63-97
D.16	South Carolina State	W	72-57
D.18	at Arizona State (D) (Fox Sports Arizona)	L	85-99
D.20	Southern California	L	54-87

D.22	UC Santa Barbara	W	60-57
D.27	Ball State	L	65-82
D.30	Loyola Marymount	W	70-63
J.2	High Point (D)	W	74-63
J.5	Cal State Fullerton	L	66-72
J.8	at Pacific (Media One)	L	63-74
J.10	* (/:24) Utah (ESPN)	L	55-70
J.20	*Air Force (SportsWest)	3ot-L	77-81
J.22	*at UNLV (SportsWest)	L	55-83
J.27	*at Colorado State (SportsWest)	L	67-75
J.29	*at Wyoming (SportsWest)	L	87-93
F.3	*Brigham Young	L	50-72
F.5	*New Mexico (D) (ESPN Regional)	L	57-78
F.10	*at (21/20) Utah	L	65-83
F.12	*Colorado State	L	46-74
F.19	*Wyoming (D) (ESPN Regional)	L	57-71
F.24	*at Air Force	L	55-63
F.26	*at New Mexico (SportsWest)	L	49-78
M.2	*UNLV (SportsWest)	L	64-85
M.4	*at Brigham Young (SportsWest)	L	50-67

## MW CHAMPIONSHIP (Thomas & Mack Center; Las Vegas, Nev.)

M.9	at (#1) UNLV (QF) (ESPN)	L	72-77
Total Points			1,745-2,097

\* - Mountain West game. # - Oklahoma City, Okla.

## 2000-01 • 14-14; 4-10 Mountain West

Home: 12-5, Away: 2-8, Neutral: 0-1

Head Coach: Steve Fisher

Starting Lineup: Randy Holcomb (F, Jr., 15.9 ppg, 6.6 rpg), Myron Epps (F, Jr., 11.1, 4.5), Marcelo Correa (C, Sr., 6.4, 4.0), Deandre Moore (G, So., 6.8, 3.4), Al Faux (G, Jr., 10.5, 3.5)

N.18	UC San Diego	W	80-48
N.21	New Mexico State	W	77-62
N.27	at Fresno State	L	62-70
N.30	Florida Atlantic	W	90-57
D.2	Sacramento State	W	92-69
D.6	at UC Santa Barbara	3ot-L	77-80
D.9	San Diego	L	52-55
D.16	Arizona State (:02.1) (Fox Sports Arizona)	W	64-62
D.18	Morgan State	W	78-64
D.21	Norfolk State	W	79-69
D.30	Oklahoma State	W	87-66
J.4	Texas A&M-Corpus Christi	W	84-70
J.6	at Loyola Marymount	W	61-58
J.8	*New Mexico (SportsWest)	L	67-75
J.13	*at Brigham Young (D) (ESPN+Plus)	L	50-79
J.15	*at Utah (KJZZ-TV)	L	39-58
J.20	*Air Force (SportsWest)	W	67-43
J.27	*at UNLV (SportsWest)	ot-L	72-82
F.3	*at Wyoming (D) (SportsWest)	L	66-101
F.5	*at Colorado State	L	56-77
F.10	*Utah (Ch. 4 San Diego/KJZZ-TV)	L	63-76
F.12	*Brigham Young (SportsWest)	L	66-69
F.17	*at New Mexico (D) (ESPN+Plus)	L	54-72
F.19	*at Air Force	W	62-48
F.24	*UNLV (SportsWest)	W	83-66
M.1	*Wyoming	L	62-69
M.3	*Colorado State	W	78-73

## MW CHAMPIONSHIP (Thomas & Mack Center; Las Vegas, Nev.)

M.8	vs. (#3) Wyoming (QF) (ESPN+Plus)	L	58-73
Total Points			1,925-1,891

\* - Mountain West game

## 2001-02 • 21-12; 7-7 Mountain West

### NCAA TOURNAMENT - FIRST ROUND

Home: 12-3, Away: 6-8, Neutral: 3-1

Head Coach: Steve Fisher

Starting Lineup: Randy Holcomb (F, Sr., 16.9 ppg, 9.0 rpg), Mike Mackell (C, Jr., 10.6, 4.4), Tony Bland (G, Jr., 15.7, 4.0), Al Faux (G, Sr., 17.0, 3.6), Deandre Moore (G, Jr., 3.6, 1.9)

<b>FORD RED RAIDER CLASSIC (United Spirit Arena; Lubbock, Texas)</b>			
N.16	vs. Northern Iowa (SF)	W	71-57
N.17	at Texas Tech (CH) (Red Raider TV)	L	71-81
N.21	Norfolk State (Ch. 4 San Diego)	W	78-71
N.24	at New Mexico State	L	79-94
N.27	UC San Diego (Ch. 4 San Diego)	W	98-53
D.1	Cal State Northridge	W	80-70
D.5	at San Diego (Ch. 4 San Diego)	L	67-72
D.8	(21/16) Fresno State (Ch. 4 San Diego/KFRE-TV)	W	93-78
D.14	at Hawai'i (KFYE-TV)	W	61-58
D.20	Eastern Washington	W	86-58
D.29	at (1/1) Duke (D) (ABC-SN)	L	79-92
D.31	Columbia (D)	W	75-59
J.2	IPFW (Ch. 4 San Diego)	W	90-72
J.8	at Texas A&M-Corpus Christi	W	82-79
J.12	*at Brigham Young (D) (SportsWest)	L	64-75
J.14	*at Utah (Ch. 4 San Diego/KJZZ-TV)	L	70-76
J.19	*Colorado State (Ch. 4 San Diego)	W	81-69
J.21	*Wyoming (ESPN)	ot-L	85-88
J.26	*UNLV (:02.4) (SportsWest)	ot-L	79-80
J.29	Houston (Ch. 4 San Diego)	W	78-66
F.2	*at New Mexico (SportsWest)	W	78-65
F.4	*at Air Force	L	54-67
F.9	*Utah (D) (ESPN+Plus)	L	53-70

## MOUNTAIN WEST-RECORD 16-TIME CONFERENCE CHAMPIONS

F.11	*Brigham Young (SportsWest)	W	77-73
F.16	*Colorado State	W	75-63
F.18	*at Wyoming (Ch. 4 San Diego)	W	68-64
F.23	*at UNLV (SportsWest)	ot-L	76-83
F.28	*New Mexico (SportsWest)	W	84-71
M.2	*Air Force (:02.6) (Ch. 4 San Diego)	W	49-47
<b>MW CHAMPIONSHIP (Thomas &amp; Mack Center; Las Vegas, Nev.)</b>			
M.7	vs. (#4) Brigham Young (QF) (D) (ESPN+Plus)	W	62-51
M.8	vs. (#1) Wyoming (SF) (ESPN+Plus)	W	70-69
M.9	at (#3) UNLV (CH) (ESPN)	W	78-75
<b>NCAA FIRST &amp; SECOND ROUNDS (United Center; Chicago, Ill.)</b>			
M.15	vs. (13/16) (#4) Illinois (FR)(D)(CBS-Reg.)	L	64-93
Total Points			2,455-2,339

\* - Mountain West game

## 2002-03 • 16-14; 6-8 Mountain West

### NIT - SECOND ROUND

Home: 11-6, Away: 5-8, Neutral: 0-0

Head Coach: Steve Fisher

Starting Lineup: Evan Burns (F, Fr., 9.2 ppg, 5.1 rpg), Aerick Sanders (F, Jr., 6.1 ppg, 7.6 rpg), Mike Mackell (C, Sr., 14.4 ppg, 4.6 rpg), Tony Bland (G, Sr., 16.4 ppg, 3.5 rpg), Deandre Moore (G, Sr., 8.3 ppg, 3.7 rpg)

N.23	Eastern Washington (Ch. 4 San Diego)	L	70-75
N.27	at Portland	L	86-91
N.30	at Cal Poly	W	65-62
D.2	UC San Diego	W	87-57
D.7	(1/1) Arizona (ESPN)	L	81-89
D.10	at Long Beach State (Ch. 4 San Diego)	W	64-55
D.14	Hawai'i	W	60-49
D.21	at Houston (D)	W	71-61
D.28	Florida Atlantic (Ch. 4 San Diego)	W	91-75
D.30	IPFW (Ch. 4 San Diego)	W	74-58
J.3	Loyola Marymount (Ch. 4 San Diego)	W	79-69
J.6	(23/21) Texas Tech (ESPN)	L	63-75
J.8	San Diego (Ch. 4 San Diego)	W	78-72
J.11	*at Air Force (D)	W	63-48
J.18	*Utah (D) (ESPN+Plus)	W	58-56
J.20	*Brigham Young (SportsWest)	L	69-80
J.25	*at New Mexico (SportsWest)	L	62-66
F.1	*Colorado State (Ch. 4 San Diego)	L	69-72
F.3	*Wyoming (ESPN)	W	80-70
F.11	*UNLV (SportsWest)	L	64-79
F.15	*at Utah (Ch. 4 San Diego/KJZZ-TV)	L	62-76
F.17	*at Brigham Young (SportsWest)	L	64-66
F.22	*Air Force (Ch. 4 San Diego)	W	67-53
F.24	*New Mexico (SportsWest)	W	89-73
M.1	*at Wyoming (D) (Ch. 4 San Diego)	W	86-73
M.3	*at Colorado State (Ch. 4 San Diego)	L	89-102
M.8	*at UNLV (ABC-Reg.) (D)	L	67-83

## MW CHAMPIONSHIP (Thomas & Mack Center; Las Vegas, Nev.)

M.13	at (#4) UNLV (QF) (ESPN)	L	67-83
------	--------------------------	---	-------

### NATIONAL INVITATION TOURNAMENT

M.19	UC Santa Barbara (FR)	ot-W	67-62
M.21	at Texas Tech (SR)	L	48-57
Total Points			2,145-2,087

\* - Mountain West game

## 2003-04 • 14-16; 5-9 Mountain West

Home: 11-4, Away: 2-10, Neutral: 1-2

Head Coach: Steve Fisher

Starting Lineup: Marcus Slaughter (F, Fr., 7.9 ppg, 6.8 rpg), Chris Walton (F, Jr., 8.7 ppg, 4.9 rpg), Aerick Sanders (F, Sr., 16.1 ppg, 9.8 rpg), Brandon Heath (G, Fr., 13.8 ppg, 2.7 rpg), Wesley Stokes (G, Jr., 12.1 ppg, 2.3 rpg)

N.21	Long Beach State (Ch. 4 San Diego)	W	74-44
<b>EA SPORTS MAUI INVITATIONAL (Lahaina Civic Center; Lahaina, Hawaii)</b>			
N.24	vs. Ohio State (D) (ESPN2) (QF)	W	83-61
N.25	vs. Dayton (D) (ESPN) (SF)	L	71-76
N.26	at Chaminade (D) (ESPN2) (3P)	W	75-67
N.30	Troy (D) (Ch. 4 San Diego)	L	84-93
D.3	at San Diego (Ch. 4 San Diego)	W	66-63
D.6	UC San Diego	W	76-51
D.13	at Texas Tech (D) (Texas Tech TV)	L	68-78
D.18	Cal Poly (Ch. 4 San Diego)	W	90-71
D.20	Eastern Washington (Ch. 4 San Diego)	W	79-66
D.22	at (5/5) Arizona (Fox Sports Arizona)	L	71-83
D.27	Washington (Ch. 4 San Diego)	L	81-92
D.31	Portland (D)	W	67-61
J.3	Iowa State (Ch. 4 San Diego)	W	86-76
J.6	at Saint Mary's	L	66-80
J.12	*Brigham Young (SportsWest)	W	65-61
J.17	*UNLV (D) (ESPN+Plus)	W	83-78
J.24	*at Colorado State (Ch. 4 San Diego)	2ot-L	82-92
J.26	*at Wyoming (SportsWest)	L	71-79
J.31	*Air Force (Ch. 4 San Diego)	L	43-57
F.2	*New Mexico (SportsWest)	W	72-68
F.7	*at Utah (Ch. 4 San Diego)	L	61-65
F.9	*at Brigham Young (ESPN)	ot-L	69-83
F.17	*at UNLV (SportsWest)	L	65-68
F.21	*Wyoming (Ch. 4 San Diego)	W	74-66
F.23	*Colorado State (Ch. 4 San Diego)	W	72-64
F.28	*at New Mexico (SportsWest)	L	60-72
M.1	*at Air Force (Ch. 4 San Diego)	L	49-61

INTRODUCTION  
COACHES & STAFF  
PLAYERS  
2022-23 REVIEW  
RECORDS  
HISTORY  
AZTEC BASKETBALL MEDIA GUIDE

# Year-By-Year Records



MOUNTAIN WEST-RECORD 16-TIME CONFERENCE CHAMPIONS

**M.6** \*Utah (D) (ESPN+Plus) L 53-66  
**MW CHAMPIONSHIP (Pepsi Center; Denver, Colo.)**  
**M.11** vs. (#3) Utah (QF) (D) (ESPN+Plus) L 69-75  
 Total Points 2,125-2,117  
 \* - Mountain West game

## 2004-05 • 11-18; 4-10 Mountain West

**Home: 7-9, Away: 3-8, Neutral: 1-1**  
**Head Coach:** Steve Fisher  
**Starting Lineup:** Marcus Slaughter (F, So., 17.8 ppg, 9.0 rpg), Chris Walton (F, Sr., 6.3 ppg, 2.6 rpg), Mohamed Camara (C, Jr., 2.4 ppg, 3.8 rpg), John Sharper (G, Jr., 6.0 ppg, 1.1 rpg), Brandon Heath (G, So., 18.3 ppg, 3.5 rpg)  
**N.19** UC Santa Barbara (Ch. 4 San Diego) ot-L 72-80  
**N.22** Monmouth (Ch. 4 San Diego) W 69-65  
**N.27** UC San Diego W 86-51  
**D.1** San Diego (Ch. 4 San Diego) W 83-63  
**D.4** at UC Santa Barbara (D) W 73-55  
**D.7** at (16/21) Washington L 69-98

**SAN DIEGO SLAM (Cox Arena; San Diego, Calif.)**  
**D.11** California (Ch. 4 San Diego) L 57-60  
**D.14** Saint Mary's L 64-73  
**D.18** at Loyola Marymount (Ch. 4 San Diego) L 68-72  
**D.21** Cal State Fullerton (Ch. 4 San Diego) W 63-60  
**D.28** at Iowa State (ESPN+Plus) L 59-69  
**D.31** Providence (D) (Ch. 4 San Diego) L 67-76  
**J.3** South Dakota State (Ch. 4 San Diego) W 64-49  
**J.8** \*at Brigham Young (:00) (SportsWest) W 59-57  
**J.15** \*at UNLV (SportsWest) W 81-73  
**J.22** \*Wyoming (SportsWest) ot-L 81-88  
**J.24** \*Colorado State (ESPN) W 84-77  
**J.29** \*at Air Force (D) (Ch. 4 San Diego) L 50-62  
**J.31** \*at New Mexico (SportsWest) L 71-88  
**F.5** \*(21/22) Utah (Ch. 4 San Diego/KJZZ-TV) L 41-61  
**F.7** \*Brigham Young (SportsWest) W 66-58  
**F.12** \*UNLV (D) (ESPN+Plus) ot-L 91-93  
**F.19** \*at Colorado State (Ch. 4 San Diego) ot-L 88-93  
**F.21** \*at Wyoming (ESPN) L 65-69  
**F.26** \*New Mexico (SportsWest) L 61-78  
**F.28** \*Air Force (Ch. 4 San Diego) L 57-77  
**M.5** \*at (16/15) Utah (D) (ESPN+Plus) L 67-77

**MW CHAMPIONSHIP (Pepsi Center; Denver, Colo.)**  
**M.10** vs. (#3) Air Force (QF) (ESPN) W 73-68  
**M.11** vs. (#2) New Mexico (SF) (ESPN) L 67-77  
 Total Points 1,989-2,062  
 \* - Mountain West game

## 2005-06 • 24-9; 13-3 Mountain West

**NCAA TOURNAMENT - FIRST ROUND**  
**Home: 13-2, Away: 7-5, Neutral: 4-2**  
**Head Coach:** Steve Fisher  
**Starting Lineup:** Marcus Slaughter (F, Jr., 16.5 ppg, 11.0 rpg), Mohamed Abukar (F, Jr., 14.3 ppg, 4.7 rpg), Kyle Spain (F, Jr., 9.2 ppg, 5.6 rpg), Brandon Heath (G, Jr., 18.4 ppg, 3.4 rpg), Richie Williams (G, Fr., 6.6 ppg, 3.8 rpg)  
**BP TOP OF THE WORLD CLASSIC (Carlson Center; Fairbanks, Alaska)**  
**N.17** at Alaska Fairbanks (QF) W 67-55  
**N.19** vs. Illinois-Chicago (D) (SF) L 63-66  
**N.20** vs. Southern Mississippi (D) (3P) W 79-51  
**N.26** Albany (Ch. 4 San Diego) W 80-53  
**N.30** at San Diego (Ch. 4 San Diego) L 80-90  
**D.3** Point Loma Nazarene W 88-77  
**D.6** at California L 64-82

**San Diego SLAM (Cox Arena; San Diego, Calif.)**  
**D.10** Washington State (Ch. 4 San Diego) L 49-60  
**D.17** UC Santa Barbara (Ch. 4 San Diego) W 66-54  
**D.20** UMBC W 58-45  
**D.27** at Providence (Cox Sports TV 3) L 65-80  
**D.31** Loyola Marymount (D) (Ch. 4 San Diego) W 84-68  
**J.4** \*Colorado State (Ch. 4 San Diego) W 83-75  
**J.7** \*at Air Force L 62-65  
**J.11** \*at Utah (Ch. 4 San Diego) W 72-67  
**J.14** \*UNLV (SportsWest) W 83-67  
**J.18** \*at TCU W 76-57  
**J.21** \*Brigham Young (SportsWest) W 88-61  
**J.25** \*New Mexico (SportsWest) W 75-69  
**J.28** \*at Wyoming (D) (:00.3) (Ch. 4 San Diego) ot-W 78-77  
**F.4** \*at Colorado State W 85-81  
**F.8** \*Air Force (Ch. 4 San Diego) W 61-51  
**F.11** \*Utah (D) (ESPN+Plus) L 65-67  
**F.16** \*at UNLV (ESPN2) W 81-70  
**F.18** \*TCU (Ch. 4 San Diego) W 83-71  
**F.22** \*at Brigham Young (SportsWest) L 90-100  
**F.25** \*at New Mexico (D) (ESPN+Plus) W 73-66  
**M.1** \*Wyoming (Ch. 4 San Diego) W 91-72  
**M.3** South Dakota State W 88-63

**MW CHAMPIONSHIP (Pepsi Center; Denver, Colo.)**  
**M.9** vs. (#8) Colorado State (QF) (D) (ESPN+Plus) W 64-52  
**M.10** vs. (#4) UNLV (SF) (ESPN+Plus) W 63-60  
**M.11** vs. (#7) Wyoming (CH) (ESPN) ot-W 69-64  
**NCAA FIRST & SECOND ROUNDS (Huntsman Center; Salt Lake City, Utah)**  
**M.15** vs. (#6) Indiana (FR) (CBS-Reg.) L 83-87  
 Total Points 2,456-2,223  
 \* - Mountain West game

## 2006-07 • 22-11; 10-6 Mountain West

**NIT - SECOND ROUND**  
**Home: 14-2, Away: 6-8, Neutral: 2-1**  
**Head Coach:** Steve Fisher  
**Starting Lineup:** Khylen Abukar (F, Sr., 15.8 ppg, 5.8 rpg), Jerome Habel (F, Jr., 10.9 ppg, 6.2 rpg), Lorenzo Wade (F, So., 10.5 ppg, 5.3 rpg), Brandon Heath (G, Sr., 19.3 ppg, 3.8 rpg), Richie Williams (G, So., 7.0 ppg, 4.6 rpg)  
**SHAMROCK INVITATIONAL (McKeon Pavilion; Moraga, Calif.)**  
**N.10** vs. Murray State (:00.0) W 87-84  
**N.11** at Saint Mary's W 74-73  
**N.12** vs. Seattle Pacific W 76-73  
**N.15** UC San Diego (The Mtn.) W 84-48  
**N.18** California (VERSUS) W 86-79  
**N.21** UC Riverside W 79-45  
**N.25** at UC Santa Barbara W 76-72  
**N.29** San Diego (Ch. 4 San Diego) W 79-76  
**D.2** at Western Michigan (D) L 73-84

**SAN DIEGO SLAM (Cox Arena; San Diego, Calif.)**  
**D.9** (14/15) Arizona (Ch. 4 San Diego) L 48-69  
**D.12** Campbell W 119-82  
**D.16** Loyola Marymount (The Mtn.) W 74-63  
**D.21** at Washington State (KA) (FSN Northwest) L 54-64  
**D.30** Lafayette (The Mtn.) W 78-68  
**J.3** \*Wyoming (:04.9) (Ch. 4 San Diego) L 65-66  
**J.6** \*at Brigham Young (D) (VERSUS) L 58-80  
**J.13** \*Colorado State (D) (CSTV) W 81-76  
**J.17** \*New Mexico (The Mtn.) W 73-68  
**J.20** \*at (13/11) Air Force (D) (VERSUS) L 51-56  
**J.23** \*at UNLV (VERSUS) L 61-68  
**J.27** \*Utah (D) (CSTV) W 63-53  
**J.31** \*at TCU (The Mtn.) W 76-71  
**F.6** \*(15/13) Air Force (CSTV) W 62-41  
**F.10** \*at Colorado State (D) (The Mtn.) W 81-66  
**F.13** \*UNLV (The Mtn.) W 67-52  
**F.17** \*at Wyoming (D) (The Mtn.) L 71-80  
**F.20** \*at New Mexico (The Mtn.) ot-W 81-74  
**F.24** \*(21/22) Brigham Young (D) (CSTV) W 86-74  
**F.27** \*at Utah (The Mtn.) L 68-74  
**M.3** \*TCU (D) (The Mtn.) W 56-51

**MW CHAMPIONSHIP (Thomas & Mack Center; Las Vegas, Nev.)**  
**M.8** vs. (#6) Colorado State (QF) (The Mtn.) L 64-69  
**MASTERCARD NIT - SOUTH REGION**  
**M.14** at (#3) Missouri St. (:05.3) (FR) (ESPN) W 74-70  
**M.19** at (#2) Syracuse (SR) (ESPN) L 64-80  
 Total Points 2,389-2,249  
 \* - Mountain West game

## 2007-08 • 20-13; 9-7 Mountain West

**NIT - FIRST ROUND**  
**Home: 11-3, Away: 6-8, Neutral: 3-2**  
**Head Coach:** Steve Fisher  
**Starting Lineup:** Billy White (F, Fr., 8.5 ppg, 5.9 rpg), Lorenzo Wade (F, Jr., 14.8 ppg, 4.5 rpg), Ryan Amoroso (C, Jr., 11.4 ppg, 6.5 rpg), D.J. Gay (G, Fr., 5.8 ppg, 1.7 rpg), Kyle Spain (G, Jr., 13.2 ppg, 5.4 rpg)  
**WORLD VISION CLASSIC (Save Mart Center; Fresno, Calif.)**  
**N.9** vs. Liberty W 62-50  
**N.10** vs. Portland W 78-64  
**N.11** at Fresno State (D) W 89-72  
**N.17** UC San Diego W 76-60  
**N.19** at San Diego (4SD) W 69-64  
**N.24** at California (D) L 69-77  
**N.28** at Loyola Marymount W 78-56  
**D.1** Western Michigan W 72-61  
**D.4** UC Riverside W 59-46

**WOODEN CLASSIC (Honda Center; Anaheim, Calif.)**  
**D.8** vs. Saint Mary's (D) (Ch. 4 SD, HDNET) L 64-69  
**D.17** Navy (CSTV) W 86-76  
**FIESTA BOWL CLASSIC (McKale Center; Tucson, Ariz.)**  
**D.22** (19/19) at Arizona (D) (FSN Arizona/West) L 58-74  
**D.28** Sam Houston State (The Mtn.) ot-W 79-78  
**J.5** \*TCU (The Mtn.) W 64-57  
**J.9** Northern Colorado L 56-62  
**J.12** \*at New Mexico (The Mtn.) W 72-67  
**J.16** \*Utah (The Mtn.) ot-W 64-56  
**J.19** \*Wyoming (CSTV) W 70-43  
**J.23** \*at Brigham Young (The Mtn.) L 56-59  
**J.26** \*UNLV (D) (VERSUS) L 69-72  
**J.29** \*at Colorado State (:20.9) (The Mtn.) W 83-82  
**F.6** \*Air Force (The Mtn.) W 49-38  
**F.9** \*at TCU (D) (The Mtn.) L 62-68  
**F.13** \*New Mexico (The Mtn.) L 63-73  
**F.16** \*at Utah (D) (VERSUS) L 66-72  
**F.19** \*at Wyoming (The Mtn.) W 79-68  
**F.23** \*Brigham Young (CSTV) W 69-65  
**F.26** \*at UNLV (CSTV) L 58-68  
**M.1** \*Colorado State (The Mtn.) W 86-62  
**M.8** \*at Air Force (D) (The Mtn.) L 43-46

**MW CHAMPIONSHIP (Thomas & Mack Arena; Las Vegas, Nev.)**  
**M.13** vs. (#5) Air Force (D) (QF) (The Mtn., 4SD) W 53-49  
**M.14** vs. (#1) (24/23) Brigham Young (SF) (CBS C, 4SD) L 54-63  
**MASTERCARD NIT**  
**M.19** at (#2) Florida (FR) (ESPN2) L 49-73  
 Total Points 2,204-2,090  
 \* - Mountain West game

## 2008-09 • 26-10; 11-5 Mountain West

**NIT - SEMIFINALS**  
**Home: 16-2, Away: 6-5, Neutral: 4-3**  
**Head Coach:** Steve Fisher  
**Starting Lineup:** Kyle Spain (F, Sr., 14.0 ppg, 5.3 rpg), Billy White (F, So., 8.8 ppg, 3.8 rpg), Ryan Amoroso (C, Sr., 7.5 ppg, 4.5 rpg), D.J. Gay (G, So., 6.0 ppg, 1.5 rpg), Richie Williams (G, Sr., 7.2 ppg, 3.5 rpg)  
**N.15** UC San Diego W 59-40  
**N.18** (15/15) Arizona State L 52-59  
**N.22** Fresno State W 80-56

**GREAT ALASKA SHOOTOUT (Sullivan Arena; Anchorage, Alaska)**  
**N.27** vs. Western Carolina (QF) (:11.2) (KCFE-Alaska) W 59-58  
**N.28** vs. Seattle (SF) (KCFE-Alaska) W 75-56  
**N.29** vs. Hampton (CH) (KCFE-Alaska) W 76-47  
**D.3** at Northern Colorado W 73-62  
**D.6** San Diego (The Mtn., 4SD) W 57-46  
**D.10** at Arizona (FS Arizona) L 56-69

**WOODEN CLASSIC (Honda Center; Anaheim, Calif.)**  
**D.13** vs. Saint Mary's (D) (HDNET, 4SD) L 64-67  
**D.20** UC Santa Barbara (The Mtn.) W 68-51  
**D.22** Cal State Northridge W 72-56  
**D.29** Arkansas Pine-Bluff W 93-61  
**J.3** \*at Air Force W 61-44  
**J.10** \*Utah (VERSUS) W 72-63  
**J.14** \*at Wyoming (The Mtn.) L 79-83  
**J.21** \*New Mexico (The Mtn.) W 81-76  
**J.24** \*at Brigham Young (The Mtn., 4SD) L 71-77  
**J.28** \*TCU (CBS C) W 67-50  
**J.31** \*at Colorado State (The Mtn.) W 78-59  
**F.3** \*at UNLV (The Mtn., 4SD) ot-W 68-66  
**F.7** \*Air Force (CBS C) W 65-34  
**F.11** \*at Utah (The Mtn.) L 55-67  
**F.14** \*Wyoming (The Mtn.) W 71-60  
**F.21** \*at New Mexico (VERSUS) L 49-75  
**F.24** \*Brigham Young (The Mtn.) L 59-69  
**F.28** \*at TCU (The Mtn., 4SD) ot-W 79-77  
**M.4** \*Colorado State (The Mtn.) W 68-59  
**M.7** \*UNLV (CBS C) W 57-46

**MW CHAMPIONSHIP (Thomas & Mack Center; Las Vegas, Nev.)**  
**M.12** at (#5) UNLV (QF) (The Mtn., CBS C, 4SD) W 71-57  
**M.13** vs. (#1) (25/-) Brigham Young (SF) (CBS C, 4SD) W 64-62  
**M.14** vs. (2) Utah (CH) (D) (VERSUS) L 50-52  
**NATIONAL INVITATION TOURNAMENT**  
**M.17** (#8) Weber State (FR) W 65-49  
**M.20** (#4) Kansas State (SR) ^ W 70-52  
**M.25** (#2) Saint Mary's (QF) (ESPN2) W 70-66  
**M.31** +vs. (#3) Baylor (SF) (ESPN2) L 62-76  
 Total Points 2,416-2,147  
 \* - Mountain West game. ^ - Jenny Craig Pavilion (San Diego, Calif.). + - Madison Square Garden (New York, N.Y.).

## 2009-10 • 25-9; 11-5 Mountain West

**NCAA TOURNAMENT - FIRST ROUND**  
**Home: 14-1, Away: 9-7, Neutral: 2-1**  
**Head Coach:** Steve Fisher  
**Starting Lineup:** Kawai Leonard (F, Fr., 12.7 ppg, 9.9 rpg), Billy White (F, Jr., 11.1 ppg, 4.3 rpg), Malcolm Thomas (F, Jr., 10.9 ppg, 7.6 rpg), D.J. Gay (G, Jr., 10.5 ppg, 3.2 rpg), Chase Topley (G, Fr., 7.6 ppg, 2.1 rpg)  
**N.14** UC San Diego (D) W 77-52  
**N.16** at Saint Mary's (ESPN) L 58-80

**WEST COAST CLASSIC (Campus Sites)**  
**N.19** Santa Clara W 86-53  
**N.23** at Fresno State W 62-58  
**N.25** at Pacific L 63-71  
**N.28** Northern Arizona W 89-48  
**D.2** at San Diego (4SD) ot-W 69-62  
**D.5** at UC Santa Barbara W 69-61  
**D.9** Cal State Fullerton W 82-68  
**D.12** Arizona (The Mtn.) W 63-46  
**D.19** at Arizona State (D) (FS Arizona, Fox College) L 52-55  
**D.22** at Drake W 76-73  
**D.29** UC Riverside W 58-53  
**D.31** Pomona-Pitzer (D) W 89-54  
**J.5** \*(15/14) New Mexico (The Mtn.) W 74-64  
**J.9** \*at Wyoming (:04.9) (The Mtn., 4SD) L 83-85  
**J.13** \*at UNLV (CBS C) L 66-76  
**J.16** \*TCU (The Mtn.) W 67-62  
**J.19** \*at Utah (The Mtn., 4SD) W 70-68  
**J.23** \*(14/13) Brigham Young (The Mtn.) L 69-71  
**J.30** \*at Colorado State (The Mtn., 4SD) W 64-52  
**F.2** \*Air Force (CBS C) W 70-48  
**F.6** \*at (15/23) New Mexico (:02.7) (D) (The Mtn., 4SD) ot-L 86-88  
**F.10** \*Wyoming (The Mtn.) W 88-57  
**F.13** \*(23/25) UNLV (D) (VERSUS) W 68-58  
**F.16** \*at TCU (The Mtn., 4SD) W 68-51  
**F.20** \*Utah (The Mtn.) W 68-61  
**F.24** \*at (13/11) Brigham Young (CBS C) L 68-82  
**M.3** \*Colorado State (The Mtn.) W 68-55  
**M.6** \*at Air Force (The Mtn.) W 61-42

**MW CHAMPIONSHIP (Thomas & Mack Center; Las Vegas, Nev.)**  
**M.11** vs. (#5) Colorado State (QF) (D) (The Mtn., CBS C, 4SD) W 72-71  
**M.12** vs. (#1) (8/8) New Mexico (SF) (CBS C, 4SD) W 72-69



# Year-By-Year Records



M.13	at (#3) UNLV (CH) (D) (VERSUS)	W	55-45
<b>NCAA FIRST/SECOND ROUNDS (Dunkin' Donuts Center; Providence, R.I.)</b>			
M.18	vs. (#6) (15/14) Tennessee (FR) (CBS)	L	59-62
Total Points			2,389-2,101

## 2010-11 • 34-3; 14-2 Mountain West

### NCAA TOURNAMENT - SWEET 16

Home: 14-1, Away: 12-1, Neutral: 8-1

Final National Ranking (AP/Coaches): 6/11

Head Coach: Steve Fisher

Starting Lineup: Kawi Leonard (F, So., 15.5 ppg, 10.6 rpg), Malcolm Thomas (F, Sr., 11.4 ppg, 8.1 rpg), Billy White (F, Sr., 10.3 ppg, 4.4 rpg), D.J. Gay (G, Sr., 10.3 ppg, 3.1 rpg), Chase Tapley (G, So., 8.6 ppg, 2.4 rpg)

N.13	25/-	at Long Beach State (D)	W	81-65
<b>O'REILLY AUTO PARTS CBE CLASSIC (Campus Sites)</b>				
N.16	25/-	at (11/12) Gonzaga (ESPN2)	W	79-76
N.20	25/-	vs. Green Bay +	W	79-70
N.21	25/-	vs. IUPUI +	W	61-46
N.22	18/22	at Miami (Ohio)	W	77-56
N.26	18/22	San Diego Christian College	W	88-69
D.1	17/19	Saint Mary's (The Mtn.)	W	69-55
D.4	17/19	Wichita State (The Mtn.)	W	83-69
D.8	14/15	at California (CSN California, 4SD)	W	77-57
D.11	14/15	San Diego (4SD)	W	77-49
D.13	11/10	Cal Poly	W	51-45
D.18	11/10	UC Santa Barbara	W	90-64

### LAS VEGAS HOLIDAY HOOPS CLASSIC (South Point Arena; Las Vegas, Nev.)

D.21	7/7	vs. San Francisco	W	62-56
D.22	7/7	vs. IUPUI	W	56-54
D.31	7/7	Occidental College (D)	W	93-50
J.5	6/6	*at TCU (The Mtn.)	W	66-53
J.8	6/6	*at Utah (D) (VERSUS)	W	71-62
J.12	6/6	*UNLV (CBS C, 4SD)	W	55-49
J.15	6/6	*at New Mexico (D) (CBS C, 4SD)	W	87-77
J.19	6/6	*Air Force (4SD)	W	68-55
J.26	4/4	*(9/9) at Brigham Young (CBS C, 4SD)	L	58-71
J.29	4/4	*Wyoming (The Mtn.)	W	96-57
E.2	7/6	*at Colorado State (-01.8) (CBS C, 4SD)	W	56-54
F.5	7/6	*TCU (The Mtn.)	W	60-53
F.8	6/6	*Utah (The Mtn.)	W	85-53
F.12	6/6	*at UNLV (VERSUS)	W	63-57
F.16	6/6	*New Mexico (The Mtn.)	W	68-62
F.19	6/6	*at Air Force (The Mtn.)	W	70-58
F.26	6/4	* (7/7) Brigham Young (D) (CBS)	L	67-80
M.1	9/9	*at Wyoming (The Mtn.)	W	85-58
M.5	9/9	*Colorado State (The Mtn.)	W	66-48

### MW CHAMPIONSHIP (Thomas & Mack Center; Las Vegas, Nev.)

M.10	7/6	vs. (#7) Utah (QF) (The Mtn., 4SD)	W	64-50
M.11	7/6	at (#2) at UNLV (SF) (-04.9) (CBS C, 4SD)	W	74-72
M.12	7/6	vs. (#1) (8/8) Brigham Young (CH) (D) (VERSUS)	W	72-54

### NCAA SECOND/THIRD ROUNDS (McKale Center; Tucson, Ariz.)

M.17	6/5	vs. (#15) Northern Colorado (2R) (D) (TNT)	W	68-50
M.19	6/5	vs. (#7) Temple (3R) (D) (TNT)	2ot-W	71-64

### NCAA WEST REGIONAL (Honda Center; Anaheim, Calif.)

M.24	6/5	vs. (#3) (9/8) Connecticut (R-SF) (D) (CBS)	L	67-74
Total Points				2,660-2,192

\* - Mountain West game. + - Oxford, Ohio.

## 2011-12 • 26-8; 10-4 Mountain West

### NCAA TOURNAMENT - SECOND ROUND

Home: 17-2, Away: 7-4, Neutral: 2-2

Final National Ranking (AP/Coaches): 22/19

Head Coach: Steve Fisher

Starting Lineup: Tim Shelton (F, Sr., 5.2 ppg, 4.6 rpg), Jamaal Franklin (G, So., 17.4 ppg, 7.9 rpg), Chase Tapley (G, Jr., 15.8 ppg, 4.3 rpg), Xavier Thames (G, So., 10.1 ppg, 4.1 rpg), James Rahon (G, Jr., 8.9 ppg, 2.7 rpg)

### BASKETBALL TRAVELERS CLASSIC (Viejas Arena; San Diego, Calif.)

N.11		Bryant	W	75-63
N.12		Southern Utah	W	70-37
N.13		UC Davis (D)	W	89-74
N.15		at (11/12) Baylor (D) (ESPN)	L	67-77
N.17		USC (-01.8) (The Mtn., 4SD)	W	56-54
N.19		Long Beach State (D) (4SD)	ot-W	77-73
N.23		at (23/23) Arizona (FS Arizona Plus)	W	61-57
N.26		at UC Santa Barbara	ot-W	76-75
N.30		(-/22) Creighton (The Mtn., 4SD)	L	83-85
D.4		(24/23) California (D) (The Mtn., 4SD)	W	64-63
D.7		at San Diego (4SD)	W	74-62
D.19		UC Riverside (4SD)	W	80-55
D.22		Flon (D)	W	81-55
D.30	25/-	Redlands	W	94-43
J.5	24/25	San Diego Christian	W	83-52
J.10	22/22	Chicago State (4SD, The Mtn.)	W	73-65
J.14	22/22	*(12/12) UNLV (-00.3) (D) (NBCSN)	W	69-67
J.18	16/16	*at New Mexico (CBSN, 4SD)	W	75-70
J.21	16/16	*Air Force (The Mtn., 4SD)	W	57-44
J.24	13/12	*at Wyoming (The Mtn., 4SD)	W	52-42
J.28	13/12	*at Colorado State (D) (NBCSN)	L	60-77
F.1	17/17	*Boise State (CBSN, 4SD)	W	58-56
F.4	17/17	*TCU (The Mtn., 4SD)	W	83-73
F.11	13/14	*at (14/16) UNLV (D) (NBCSN)	L	60-62

E.15	13/15	*New Mexico (CBSN, 4SD)	L	67-77
E.18	13/15	*at Air Force (D) (NBCSN)	L	56-58
F.22	24/25	*Wyoming (The Mtn., 4SD)	ot-W	67-58
F.25	24/25	*Colorado State (The Mtn., 4SD)	W	74-66
F.29	21/23	*at Boise State (The Mtn., 4SD)	W	66-53
M.3	21/23	*at TCU (The Mtn., 4SD)	ot-W	98-92

### MW CHAMPIONSHIP (Thomas & Mack Center; Las Vegas, Nev.)

M.8	18/21	vs. (#8) Boise State (QF) (D) (The Mtn., 4SD)	W	65-62
M.9	18/21	vs. (#4) Colorado State (SF) (CBSN, 4SD)	W	79-69
M.10	18/21	vs. (#2) New Mexico (CH) (D) (NBCSN)	L	59-68

### NCAA SECOND/THIRD ROUNDS (Nationwide Arena; Columbus, Ohio)

M.16	22/23	vs. (#11) North Carolina State (SR) (D) (truTV)	L	65-79
Total Points				2,416-2,166

\* - Mountain West game

## 2012-13 • 23-11; 9-7 Mountain West

### NCAA TOURNAMENT - THIRD ROUND

Home: 14-1, Away: 4-6, Neutral: 5-4

Head Coach: Steve Fisher

Starting Lineup: JJ O'Brien (F, So., 7.2 ppg, 4.5 rpg), DeShawn Stephens (F, Sr., 6.1 ppg, 5.1 rpg), Jamaal Franklin (G, Jr., 17.0 ppg, 9.5 rpg), Chase Tapley (G, Sr., 13.5 ppg, 3.2 rpg), Xavier Thames (G, Jr., 9.5 ppg, 2.7 rpg)

### NORTHROP GRUMMAN PRESENTS BATTLE ON THE MIDWAY (USS Midway; San Diego, Calif.)

N.11	20/20	vs. (9/9) Syracuse (D) (FSSD)	L	49-62
N.13	25/23	San Diego Christian (FSSD)	W	91-57
N.17	25/23	at Missouri State (D)	W	60-44
N.21	25/25	Arkansas-Pine Bluff (FSSD)	W	79-43
N.25	25/25	at USC (FSN)	W	66-60

### WOODEN CLASSIC (Honda Center; Anaheim, Calif.)

D.1	23/21	vs. (-/24) UCLA (ESPN)	W	78-69
D.3	17/15	Texas Southern (TWCN)	W	74-62
D.6	17/15	UC Santa Barbara (TWCN)	W	84-70
D.15	18/15	San Diego (4SD)	W	72-56
D.18	18/15	Point Loma Nazarene (FSSD)	W	76-49

### HAWAIIAN AIRLINES DIAMOND HEAD CLASSIC (Stan Sheriff Center; Honolulu, Hawaii)

D.22	18/15	vs. San Francisco (QF) (D) (ESPN)	W	80-58
D.23	18/15	vs. Indiana State (SF) (D) (ESPN)	W	62-55
D.25	17/16	vs. (3/3) Arizona (CH) (ESPN2) (-1:3)	L	67-68
J.2	19/17	CSU Bakersfield (TWCN)	W	72-57
J.9	16/15	*at Fresno State (TWCN)	W	65-62
J.12	16/15	*Colorado State (NBCSN)	ot-W	79-72
J.16	15/14	*(-/23) UNLV (CBSN)	L	75-82
J.19	15/14	*at Wyoming (TWCN)	L	45-58
J.23	-/25	*at Nevada (CBSN)	W	78-57
J.26	-/25	*(15/17) New Mexico (NBCSN)	W	55-34
F.2	22/20	*at Air Force (TWCN)	L	67-70
F.6	-/25	*Boise State (-02.8) (TWCN)	W	63-62
F.9	-/25	*Fresno State (CBSN)	W	75-53
F.13	-/22	*at (24/24) Colorado State (CBSN)	L	60-66
F.16	-/22	*at UNLV (NBCSN)	L	70-72
F.19		*Wyoming (TWCN)	W	79-51
F.23		*Nevada (NBCSN)	W	88-75
F.27		*at (14/14) New Mexico (CBSN)	L	60-70
M.6		*Air Force (TWCN)	W	58-51
M.9		*at Boise State (NBCSN)	L	65-69

### MW CHAMPIONSHIP (Thomas & Mack Center; Las Vegas, Nev.)

M.13		vs. (#5) Boise State (QF) (CBSN)	W	73-67
M.15		vs. (#1) (15/14) New Mexico (SF) (CBSN)	L	50-60

### NCAA SECOND/THIRD ROUNDS (Wells Fargo Center; Philadelphia, Pa.)

M.22		vs. (#10) Oklahoma (SR) (TBS)	W	70-55
M.24		vs. (#15) Florida Gulf Coast (3R) (TBS)	L	71-81
Total Points				2,356-2,077

\* - Mountain West game

## 2013-14 • 31-5; 16-2 Mountain West

### NCAA TOURNAMENT - SWEET 16

Home: 15-1, Away: 10-2, Neutral: 6-2

Final National Ranking (AP/Coaches): 13/12

Head Coach: Steve Fisher

Starting Lineup: Josh Davis (F, Sr., 7.7 ppg, 10.1 rpg), JJ O'Brien (F, Jr., 7.8 ppg, 4.7 rpg), Winston Shepard (F, So., 11.6 ppg, 4.9 rpg), Skylar Spencer (F, So., 4.8 ppg, 4.3 rpg), Xavier Thames (G, Sr., 17.6 ppg, 2.9 rpg)

N.8		UC Riverside	W	77-41
N.14		(6/5) Arizona (CBSN)	L	60-69
N.20		San Diego Christian	W	93-41
<b>DIRECTV WOODEN LEGACY (Titan Gym; Fullerton, Calif. - N.28-29   Honda Center; Anaheim, Calif. - D.1)</b>				
N.28		vs. College of Charleston (QF) (ESPN)	W	72-52
N.29		vs. (20/18) Creighton (SF) (ESPN2)	W	86-80
D.1		vs. (25/-) Marquette (CH) (ESPN2)	W	67-59
D.5	24/-	at San Diego (FSSD)	W	65-64
D.8	24/-	Washington (D) (CBSN)	W	70-63
D.18	24/23	Southern Utah (4SD)	W	76-39
D.21	24/23	McNeese State (FSSD)	W	65-36
D.27	20/20	St. Katherine College (FSSD)	W	118-35
J.1	21/19	*at Colorado State (CBSN)	W	71-61
J.5	21/19	at (16/17) Kansas (D) (CBS)	W	61-57
J.8	13/15	*Boise State (ESPN)	W	69-66
J.12	13/15	*at Air Force (D) (ESPN3)	W	79-72
J.15	10/11	*Fresno State (ESPN3)	W	68-60
J.18	10/11	*UNLV (D) (CBSN)	W	63-52

## MOUNTAIN WEST-RECORD 16-TIME CONFERENCE CHAMPIONS

J.22	7/7	*at San Jose State (ESPN3)	W	75-50
J.25	7/7	*at Utah State (ESPN)	ot-W	74-69
F.1	5/5	*Colorado State (D) (ESPN)	W	65-56
F.5	5/5	*at Boise State (-04.2) (CBSN)	W	67-65
F.8	5/5	*Nevada (ESPN3)	W	73-58
F.11	5/5	*at Wyoming (ESPN)	L	62-68
E.15	5/5	*Air Force (CBSN)	W	64-56
F.18	6/7	*Utah State (ESPN)	W	60-45
F.22	6/7	*at New Mexico (ESPN2)	L	44-58
F.25	13/13	*San Jose State (CBSN)	W	90-64
M.1	13/13	*at Fresno State (CBSN)	W	82-67
M.5	10/10	*at UNLV (CBSN)	W	73-64
M.8	10/10	*(21/21) New Mexico (CBSN)	W	51-48

### MW CHAMPIONSHIP (Thomas & Mack Center; Las Vegas, Nev.)

M.13	1-8/7	vs. (#8) Utah State (QF) (D) (CBSN)	W	73-39
M.14	1-8/7	at (#4) UNLV (SF) (CBSN)	W	59-51
M.15	1-8/7	at (#2) (20/20) New Mexico (CH) (D) (CBS)	L	58-64

### NCAA SECOND/THIRD ROUNDS (Spokane Veterans Memorial Arena; Spokane, Wash.)

M.20	13/11	vs. (#13) New Mexico State (SR) (truTV)	ot-W	73-69
M.22	13/11	vs. (#12) North Dakota State (3R) (TNT)	W	63-44

### NCAA WEST REGIONAL (Honda Center; Anaheim, Calif.)

M.27	13/11	vs. (#1) (4/5) Arizona (R-SF) (TBS)	L	64-70
Total Points				2,530-2,052

\* - Mountain West game

## 2014-15 • 27-9; 14-4 Mountain West

### NCAA TOURNAMENT

# Year-By-Year Records



## MOUNTAIN WEST-REGO 16-TIME CONFERENCE CHAMPIONS

D.7	Biola	W	73-53
D.10	Nicholls (Campus Insiders)	W	84-47
D.18	Grand Canyon (Campus Insiders)	L	45-52
D.22	(2/3) Kansas (CBSSN)	L	57-70
D.30	*Wyoming (CBSSN)	W	67-55
J.2	*at Utah State (ESPNU)	W	70-67
J.6	*San Jose State (ESPN3)	W	77-62
J.13	*at Colorado State (CBSSN)	W	69-62
J.16	*at Boise State (ESPN2)	W	56-53
J.19	*Fresno State (ESPNU)	at-W	73-67
J.23	*Utah State (D) (CBSSN)	W	70-55
J.26	*at Nevada (ESPNU)	W	57-54
J.30	*at UNLV (CBSSN)	W	67-52
F.2	*Colorado State (ESPN2)	W	69-67
F.6	*New Mexico (D) (CBSSN)	at-W	78-71
F.10	*at Fresno State (CBSSN)	L	57-58
F.13	*Air Force (CBSSN)	W	70-61
F.21	*at San Jose State (D) (CBSSN)	W	78-56
F.24	*at Wyoming (CBSSN)	W	73-61
F.27	*Boise State (D) (CBSSN)	L	63-66
M.1	*at New Mexico (CBSSN)	W	83-56
M.5	*UNLV (CBSSN)	W	92-56

**MW CHAMPIONSHIP (Thomas & Mack Center; Las Vegas, Nev.)**

M.10	vs. (#9) Utah State (QF) (D) (CBSSN)	W	71-65
M.11	vs. (#5) Nevada (SF) (CBSSN)	W	67-55
M.12	vs. (#2) Fresno State (CH) (D) (CBS)	L	63-68

**NATIONAL INVITATION TOURNAMENT**

M.16	(#7) IPFW (FR) (ESPN3)	W	79-55
M.21	(#3) Washington (SR) (ESPN2)	W	93-78
M.23	(#4) Georgia Tech (QF) (ESPN2)	W	72-56
M.29	vs. (#4) George Washington (SF) (ESPN2)	L	46-65
Total Points			2,605-2,303

\* - Mountain West game. + - Petco Park (San Diego, Calif.). + - Madison Square Garden (New York, N.Y.)

### 2016-17 • 19-14; 9-9 Mountain West

Home: 10-4, Away: 4-9, Neutral: 5-1  
Head Coach: Steve Fisher

**Starting Lineup:** Zylan Cheatham (F, So., 9.1 ppg, 6.3 rpg), Malik Pope (F, Jr., 11.0 ppg, 6.1 rpg), Dakarai Allen (G, Sr., 8.3 ppg, 4.2 rpg), Jeremy Hemsley (G, So., 12.9 ppg, 2.4 rpg), Trey Kell (G, Jr., 13.2 ppg, 4.9 rpg)

N.11	San Diego (ESPNU)	W	69-59
N.14	at (14/14) Gonzaga (ESPN2)	L	48-69
N.16	San Diego Christian	W	81-58
N.21	vs. California (Pac-12 Network)	W	77-65
N.28	Savannah State	W	100-67
D.3	at Loyola-Chicago (D) (ESPN3)	L	59-65
D.7	at Grand Canyon (CW6-Phoenix, 4SD)	L	72-76
D.10	Arizona State (D) (CBSSN)	L	63-74
D.12	Alabama State (Campus Insiders)	W	73-41

**HAWAIIAN AIRLINES DIAMOND HEAD CLASSIC (Stan Sheriff Center; Honolulu, Hawaii)**

D.22	vs. Southern Miss (QF) (D) (ESPN2)	W	66-51
D.23	vs. Tulsa (SF) (D) (ESPN2)	W	82-63
D.25	vs. San Francisco (CH) (D) (ESPN2)	W	62-48
J.1	*New Mexico (D) (CBSSN)	L	62-68
J.4	*at Nevada (ESPN2)	L	69-72
J.7	*at Boise State (ESPNU)	L	68-78
J.10	*San Jose State (ESPNU)	W	76-61
J.14	*Utah State (ESPN3)	W	74-55
J.17	*at UNLV (ESPN3)	W	64-51
J.24	*at Air Force (ESPN3)	L	67-70
J.28	*Colorado State (D) (CBSSN) (-03.8)	L	77-78
J.31	*Wyoming (CBSSN)	W	77-68
F.4	*at Fresno State (D) (ESPN3)	W	70-67
F.7	*at San Jose State (CBSSN)	L	71-76
F.12	*Nevada (D) (CBSSN)	W	70-56
F.15	*at Utah State (CBSSN)	W	66-62
F.19	*UNLV (D) (CBSSN)	W	77-64
F.22	*Fresno State (CBSSN)	L	55-63
F.25	*at Colorado State (CBSSN) (-04.1)	L	55-56
M.1	*Air Force (CBSSN)	W	51-38
M.4	*at New Mexico (CBSSN)	L	59-64

**MW CHAMPIONSHIP (Thomas & Mack Center; Las Vegas, Nev.)**

M.8	at (#11) UNLV (FR) (D) (MWN)	at-W	62-52
M.9	vs. (#3) Boise State (QF) (CBSSN)	W	87-68
M.10	vs. (#2) Colorado State (SF) (CBSSN)	L	63-71
Total Points			2,260-2,064

\* - Mountain West game. + - Golden 1 Center (Sacramento, Calif.)

### 2017-18 • 22-11; 11-7 Mountain West

**NCAA TOURNAMENT - FIRST ROUND**  
Home: 13-2, Away: 4-7, Neutral: 5-2

**Head Coach:** Brian Dutcher

**Starting Lineup:** Jalen McDaniels (F, Fr., 10.5 ppg, 7.5 rpg), Matt Mitchell (F, Fr., 10.5 ppg, 4.0 rpg), Malik Pope (F, Sr., 12.8 ppg, 6.8 rpg), Trey Kell (G, Sr., 10.5 ppg, 4.1 rpg), Devin Watson (G, Jr., 12.2 ppg, 2.6 rpg)

N.10	San Diego Christian	W	91-52
N.14	at Arizona State (Pac-12 Network)	L	68-90
N.17	McNeese (FSSD/Prime Ticket)	W	83-52
N.20	Eastern Illinois (FSSD/Prime Ticket)	W	94-63

**WOODEN LEGACY (Titan Gym; Fullerton, Calif.)**

N.23	vs. Sacramento State (QF) (ESPNU)	W	89-52
N.24	vs. Georgia (SF) (D) (ESPN2)	W	75-68
N.26	vs. Washington State (CH) (ESPN2)	L	86-93
N.30	at San Diego (FSW)	W	66-57
D.3	Bradley (D) (STADIUM on Facebook Watch)	W	75-52
D.9	California (D) (CBSSN)	L	62-63
D.21	(12/15) Gonzaga (CBSSN)	W	72-70
D.27	*at Wyoming (ESPN3)	L	69-82
D.30	*Utah State (ESPN3)	W	79-59
J.2	*at Colorado State (CBSSN)	W	77-68
J.9	*San Jose State (CBSSN)	W	85-49
J.13	*at Boise State (ESPN2)	L	80-83
J.17	*Fresno State (ESPNU)	L	73-77
J.20	*at New Mexico (0-22) (CBSSN)	L	75-79
J.24	*Colorado State (CBSSN)	W	97-78
J.27	*at UNLV (CBSSN)	L	78-88
F.3	*Air Force (ESPN3)	W	81-50
F.6	*at Fresno State (CBSSN)	L	61-79
F.10	*at (23/23) Nevada (ESPN2)	L	58-83
F.14	*Wyoming (CBSSN)	W	87-77
F.17	*UNLV (D) (CBSSN)	W	94-56
F.21	*at Air Force (CBSSN)	W	67-56
F.24	*at San Jose State (ESPN3)	W	71-59
F.27	*Boise State (CBSSN)	W	72-64
M.3	*(21/21) Nevada (CBSSN)	W	79-74

**MW CHAMPIONSHIP (Thomas & Mack Center; Las Vegas, Nev.)**

M.8	vs. (#4) Fresno State (D) (QF) (CBSSN)	W	64-52
M.9	vs. (#1) (22/22) Nevada (SF) (CBSSN)	W	90-73
M.10	vs. (#3) New Mexico (CH) (D) (CBS)	W	82-75

**NCAA FIRST/SECOND ROUNDS (INTRUST Bank Arena; Wichita, Kan.)**

M.15	vs. (#6) (21/19) Houston (FR) (TBS)	L	65-67
Total Points			2,545-2,240

\* - Mountain West game

### 2018-19 • 21-13; 11-7 Mountain West

Home: 14-3, Away: 5-7, Neutral: 2-3  
Head Coach: Brian Dutcher

**Starting Lineup:** Jalen McDaniels (F, So., 15.9 ppg, 8.3 rpg), Matt Mitchell (F, So., 10.3 ppg, 4.1 rpg), Nathan Mensah (F, Fr., 5.6 ppg, 5.5 rpg), Jeremy Hemsley (G, Sr., 9.2 ppg, 3.0 rpg), Devin Watson (G, Sr., 16.0 ppg, 4.2 rpg)

N.10	Arkansas-Pine Bluff	W	77-60
N.14	Texas Southern	W	103-64

**MAUI JIM MAUI INVITATIONAL (Lahaina Civic Center; Lahaina, Hawaii)**

N.19	vs. (1/1) Duke (QF) (D) (ESPN2)	L	64-90
N.20	vs. Xavier (C-SF) (D) (ESPN2)	W	79-74
N.21	vs. Iowa State (3P) (D) (ESPN2)	L	57-87
N.27	Jackson State (FSSD)	W	87-44
D.1	at Illinois State (D) (ESPN+)	W	75-65
D.5	San Diego (STADIUM/Facebook)	L	61-73
D.8	at California (Pac-12 Network/Pac-12 Bay Area)	L	83-89
D.12	Cal State Dominguez Hills	W	99-46
D.22	Brigham Young (D) (CBSSN)	W	90-81
D.29	Brown (FSSD)	L	61-82
J.1	CSUN (D)	W	65-60
J.5	*at Boise State (CBSSN)	L	64-88
J.8	*Wyoming (CBSSN)	W	84-54
J.12	*at Air Force (ESPN3)	L	48-62
J.15	*New Mexico (CBSSN)	W	97-77
J.22	*at Fresno State (ESPNU)	L	62-66
J.26	*UNLV (D) (CBSSN)	W	94-77
J.30	*Air Force (STADIUM/Facebook)	W	66-51
F.2	*at San Jose State (MWN)	W	67-56
F.5	*at New Mexico (ESPN2)	L	70-83
F.9	*Utah State (ESPN3)	W	68-63
F.12	*at Colorado State (ESPN2)	W	71-60
F.16	*Boise State (D) (CBSSN)	W	71-65
F.20	*(6/6) Nevada (CBSSN)	W	65-57
F.23	*at UNLV (ESPNU)	W	60-59
F.26	*at Utah State (CBSSN)	L	54-70
M.2	*San Jose State (FSSD)	W	84-56
M.6	*Fresno State (27) (CBSSN)	L	74-76
M.9	*at (17/18) Nevada (CBSSN)	L	53-81

**MW CHAMPIONSHIP (Thomas & Mack Center; Las Vegas, Nev.)**

M.14	at (#5) UNLV (D) (QF) (CBSSN)	W	63-55
M.15	vs. (#1) (14/17) Nevada (SF) (CBSSN)	W	65-56
M.16	vs. (#2) Utah State (CH) (D) (CBS)	L	57-64
Total Points			2,437-2,291

\* - Mountain West game

### 2019-20 • 30-2; 17-1 Mountain West

Home: 14-1, Away: 11-0, Neutral: 5-1  
Head Coach: Brian Dutcher

**Starting Lineup:** Matt Mitchell (F, Jr., 12.2 ppg, 4.8 rpg), Yanni Wetzell (F, Sr., 11.6 ppg, 6.5 rpg), Malachi Flynn (G, Jr., 17.6 ppg, 5.1 rpg), KJ Feagin (G, Sr., 9.1 ppg, 3.3 rpg)

N.5	Texas Southern	W	77-42
N.9	at Brigham Young (D) (BYUtv)	W	76-71
N.13	Grand Canyon (STADIUM/Facebook)	W	86-61
N.20	at San Diego (FS West)	W	66-49
N.22	LIU (MWN)	W	81-64
N.25	Tennessee State (MWN)	W	62-49

**CONTINENTAL TIRE LAS VEGAS INVITATIONAL (Orleans Arena; Las Vegas, Nev.)**

N.28	vs. Creighton (SF) (FS1)	W	83-52
N.29	vs. Iowa (CH) (FS1)	W	83-73
D.4	*at Colorado State (STADIUM on Facebook)	W	79-57
D.8	*San Jose State (D) (FSSD) (-00.9)	W	59-57
D.18	20/20 San Diego Christian (MWN)	W	92-48

**BASKETBALL HALL OF FAME CLASSIC (STAPLES Center; Los Angeles, Calif.)**

D.21	20/20 vs. Utah (Pac-12 Networks)	W	80-52
D.28	15/14 Cal Poly (FSSD)	W	73-57
J.1	13/12 *Fresno State (STADIUM on Facebook)	W	61-52
J.4	13/12 *at Utah State (CBSSN)	W	77-68
J.8	7/7 *at Wyoming (MWN)	W	72-52
J.11	7/7 *Boise State (ESPN3)	W	83-65
J.14	7/6 *at Fresno State (ESPN2)	W	64-55
J.18	7/6 *Nevada (CBSSN)	W	68-55
J.21	4/4 *Wyoming (CBSSN)	W	72-55
J.26	4/4 *at UNLV (CBSSN)	W	71-67
J.29	4/4 *at New Mexico (CBSSN)	W	85-57
F.1	4/4 *Utah State (CBSSN)	W	80-68
F.8	4/4 *at Air Force (CBSSN)	W	89-74
F.11	4/4 *New Mexico (ESPN2)	W	+ 82-59
F.16	4/4 *at Boise State (CBSSN)	W	77-55
F.22	4/4 *UNLV (CBSSN)	L	63-66
F.25	5/5 *Colorado State (CBSSN)	W	66-60
F.29	5/5 *at Nevada (ESPN2)	W	83-76

**MW CHAMPIONSHIP (Thomas & Mack Center; Las Vegas, Nev.)**

M.5	5/5 vs. (#9) Air Force (QF) (D) (CBSSN)	W	73-60
M.6	5/5 vs. (#5) Boise State (SF) (CBSSN)	W	81-68
M.7	5/5 vs. (#2) Utah State (CH) (CBS) (-02.5)	L	56-59
Total Points			2,395-1,909

\* - Mountain West game. + - indicates San Diego State clinched Mountain West regular-season outright title.

### 2020-21 • 23-5; 14-3 Mountain West

**NCAA TOURNAMENT - FIRST ROUND**  
Home: 13-2, Away: 6-2, Neutral: 4-1

**Head Coach:** Brian Dutcher

**Starting Lineup:** Matt Mitchell (F, Sr., 15.4 ppg, 5.6 rpg, 2.0 apg), Nathan Mensah (F, Jr., 8.1 ppg, 6.1 rpg, 1.4 bpg), Terrill Gomez (G, Sr., 8.6 ppg, 1.5 rpg, 2.3 apg), Trey Pulliam (G, Sr., 7.3 ppg, 3.0 rpg, 3.5 apg, 1.4 spg), Jordan Schakel (G, Sr., 14.4, 4.4 rpg, 1.0 apg, 1.0 spg)

N.25	(22/21) UCLA (CBSSN)	W	73-58
N.27	UC Irvine (D) (YurView CA)	W	77-58
D.2	St. Katherine (MWN)	W	83-41
D.6	Papperdine (D) (YurView CA/MWN)	W	65-60
D.10	24/-- at (23/23) Arizona State (FS1)	W	80-68
D.18	18/20 Brigham Young (D) (CBSSN)	L	62-72

**NEUTRAL SITE GAME (Mott Athletics Center; San Luis Obispo, Calif.)**

D.22	vs. Saint Mary's (CBSSN)	W	74-49
J.2	--/23 *Colorado State (D) (CBS)	L	67-70
J.4	*Colorado State (FS1)	W	78-65
J.7	*Nevada (CBSSN)	W	65-60
J.9	*Nevada (CBSSN) (-00)	W	68-67
J.14	*at Utah State (CBSSN)	L	45-57
J.16	*at Utah State (D) (CBS)	L	59-64
J.22	*at Air Force (FS1)	W	98-61
J.24	*at Air Force (FS1)	W	91-59
J.28	*Wyoming (FS1)	W	87-57
J.30	*Wyoming (CBSSN)	W	98-71
F.3	*at New Mexico	game declared forfeit, does not count as a win	
F.5	*at New Mexico	game declared forfeit, does not count as a win	
F.8	*San Jose State (FS1)	W	85-54
F.10	*San Jose State (CBSSN)	W	77-55
F.18	25/-- *at Fresno State (CBSSN)	W	67-53
F.20	25/-- *at Fresno State (CBSSN)	W	75-57
F.25	22/25 *Boise State (FS1)	at-W	78-66
F.27	22/25 *Boise State (D) (CBSSN)	W	62-58
M.3	19/21 *at UNLV (CBSSN)	W	+ 71-62

**MW CHAMPIONSHIP (Thomas & Mack Center; Las Vegas, Nev.)**

M.11	19/T-19 vs. (#8) Wyoming (QF) (D) (CBSSN)	W	71-62
M.12	19/T-19 vs. (#5) Nevada (SF) (CBSSN)	W	69-66
M.13	19/T-19 vs. (#2) Utah State (CH) (CBS)	W	77-70

**NCAA FIRST ROUND (Hinkle Fieldhouse; Indianapolis, Ind.)**

M.19	16/18 vs. (#11) Syracuse (FR) (CBS)	L	62-78
Total Points			2,062-1,713

\* - Mountain West game. + - indicates San Diego State clinched Mountain West regular-season outright title.

### 2021-22 • 23-9; 13-4 Mountain West

**NCAA TOURNAMENT - FIRST ROUND**  
Home: 14-1, Away: 6-2, Neutral: 4-1

**Head Coach:** Brian Dutcher

**Starting Lineup:** Matt Bradley (G, Sr., 16.9 ppg, 5.4 rpg, 2.7 apg), Nathan Mensah (F, Sr., 7.0 ppg, 6.9 rpg, 2.2 bpg), Trey Pulliam (G, Sr., 8.7 ppg, 2.5 rpg, 3.4 apg), Keshad Johnson (F, Jr., 7.2 ppg, 4.5 rpg, 1.0 apg), Lamont Butler (G, So., 7.3, 2.1 rpg, 2.1 apg, 1.7 spg)

N.9	UC Riverside (YurView)	W	66-53
N.12	at Brigham Young (BYUtv)	L	60-66
N.18	Arizona State (CBSSN)	W	65-63
N.20	UT Arlington (YurView)	W	68-62</



# Year-By-Year Records



MOUNTAIN WEST-RECORD 16-TIME CONFERENCE CHAMPIONS

N.26	vs. (24/25) Southern California (ESPN2)	L	43-58
N.30	Long Beach State (STADIUM)	W	72-47
D.4	at (20/20) Michigan (CBS)	L	58-72
D.8	Cal State Fullerton (YurView)	W	66-56
<b>JERRY COLANGELO CLASSIC (Footprint Center; Phoenix, Ariz.)</b>			
D.17	vs. Saint Mary's (FloSports)	W	63-53
D.22	UC San Diego (STADIUM)	W	78-57
J.1	*at UNLV (CBS)	W	62-55
J.8	* (20/19) Colorado State (CBS)	W	79-49
J.15	*at New Mexico (CBSSN)	Postponed	
J.22	*Boise State (CBSSN)	L	37-42
J.24	*UNLV (CBSSN)	W	80-55
J.26	*at Utah State (FS1)	L	57-75
J.21	*New Mexico (FS1)	W	72-47
F.4	*at Colorado State (FS1)	L	57-58
F.6	*Nevada (CBSSN)	W	65-63
F.9	*at San Jose State (CBSSN)	W	72-62
F.12	*Air Force (CBSSN)	W	76-64
F.15	*Utah State (CBSSN)	W	75-56
F.19	*at Fresno State (CBSSN)	W	61-44
F.22	*at Boise State (CBSSN)	L	57-58
F.25	*San Jose State (FS1)	W	77-52
F.28	*at Wyoming (CBSSN)	W	73-66
M.3	*Fresno State (CBSSN)	2ot-W	65-64
M.5	*at Nevada (CBSSN)	W	79-78
<b>MW CHAMPIONSHIP (Thomas &amp; Mack Center; Las Vegas, Nev.)</b>			
M.10	vs. (#6) Fresno State (QF) (CBSSN)	W	53-46
M.11	vs. (#2) (23/24) Colorado State (SF) (CBSSN)	W	63-58
M.12	vs. (#1) Boise State (CH) (CBS)	L	52-53
<b>NCAA FIRST ROUND (Dickies Arena; Fort Worth, Texas)</b>			
M.17	vs. (#9) Creighton (FR) (truTV)	ot-L	69-72
Total Points			2,093-1,860

\* - Mountain West game.

## 2022-23 • 32-7; 15-3 Mountain West NCAA TOURNAMENT - NATIONAL CHAMPIONSHIP GAME

Home: 15-1, Away: 8-2, Neutral: 9-4

Final National Ranking (AP / Coaches): 18/2

Head Coach: Brian Dutcher

Starting Lineup: Nathan Mensah (F, Sr., 6.0 ppg, 5.9 rpg, 1.7 bpg), Keshad Johnson (F, Sr., 7.7 ppg, 5.0 rpg, 0.7 apg), Matt Bradley (G, Sr., 12.6 ppg, 3.8 rpg, 2.1 apg), Darrion Trammell (G, Sr., 9.8 ppg, 2.4 rpg, 2.9 apg, 1.3 spg), Lamont Butler (G, Jr., 8.8, 2.7 rpg, 3.2 apg, 1.5 spg).

N.7	19/20	Cal State Fullerton (YurView)	W	80-57
N.11	19/20	Brigham Young (YurView)	W	82-75
N.15	17/19	at Stanford (Pac-12 Network)	W	74-62

### MAUI JIM MAUI INVITATIONAL (Lahaina Civic Center; Lahaina, Maui)

N.21	17/19	vs. Ohio State (D) (ESPN2)	W	88-77
N.22	17/19	vs. (14/12) Arizona (ESPN)	L	70-87
N.23	17/19	vs. (9/9) Arkansas (ESPN2)	ot-L	74-78
N.29	24/24	UC Irvine (YurView) (:02)	W	72-69
D.2	24/24	Occidental (YurView)	W	95-57
D.5	22/22	Troy (YurView)	W	60-55

### JERRY COLANGELO CLASSIC (Footprint Center; Phoenix, Ariz.)

D.10	22/22	vs. Saint Mary's (D) (ESPN+)	L	61-68
D.12		Kennesaw State (YurView)	W	88-54
D.20		UC San Diego (FS1)	W	62-46
D.28		*Air Force (FS1)	W	71-55
D.31		*at UNLV (D) (CBS)	W	76-67
J.7		*at Wyoming (D) (CBS)	W	80-75
J.10	23/25	*Nevada (CBSSN)	W	74-65
J.14	23/25	*New Mexico (CBSSN)	L	67-76
J.18		*at Colorado State (FS1)	ot-W	82-76
J.21		*at Air Force (CBSSN)	W	70-60
J.25		*Utah State (CBSSN)	W	85-75
J.28		*San Jose State (FS1)	W	72-51
J.31	22/-	*at Nevada (CBSSN)	L	66-75
F.3	22/-	*Boise State (FS1)	W	72-52
F.8	25/23	*at Utah State (CBSSN)	W	63-61
F.11	25/23	*UNLV (D) (Fox)	W	82-71
F.15	21/20	*at Fresno State (CBSSN)	W	45-43
F.21	22/20	*Colorado State (CBSSN)	W	77-58
F.25	22/20	*at New Mexico (CBSSN) (:00)	W	73-71
F.28	18/19	*at Boise State (CBSSN)	L	60-66
M.4	18/19	*Wyoming (CBSSN)	W	+67-50

### MW CHAMPIONSHIP (Thomas & Mack Center; Las Vegas, Nev.)

M.9	18/18	vs. (#8) Colorado State (QF) (D) (CBSSN)	W	64-61
M.10	18/18	vs. (#5) San Jose State (SF) (CBSSN)	W	64-49
M.11	18/18	vs. (#3) Utah State (CH) (CBS)	W	62-57

### NCAA FIRST/SECOND ROUND (Amway Center; Orlando, Fla.)

M.16	18/18	vs. (#12) College of Charleston (FR) (D) (truTV)	W	63-57
M.18	18/18	vs. (#13) Furman (2R) (D) (CBS)	W	75-52

### NCAA SOUTH REGIONAL (KFC YUM! Center; Louisville, Ky.)

M.24	18/18	vs. (#1) (1/2) Alabama (S16) (TBS)	W	71-64
M.26	18/18	vs. (#6) (-/22) Creighton (E8) (D) (CBS)	W	57-56

### NCAA FINAL FOUR (NRG Stadium; Houston, Texas)

A.1	18/18	vs. (#9) (25/25) Florida Atlantic (FF) (CBS) (:00)	W	72-71
A.3	18/18	vs. (#4) (10/12) Connecticut (NC) (CBS)	L	59-76
Total Points				2,775-2,475

\* - Mountain West game. + indicates San Diego State clinched Mountain West regular-season outright title.

**Key**  
 D - Day game. 0:00 - Time remaining when winning shot was made in the final 10 seconds. AP/USA Today Polls - Opponent national ranking at game time. Prior to 1999-2000, ranking refers to the AP poll. AG - Aztec Gym. PG - Peterson Gym. SA - San Diego Sports Arena. SC - at Spokane Coliseum. KA - KeyArena. #0 - Indicates seed of opponent in a tournament. FR - First round; 2R - Second round; 3R - Third round; S16 - Sweet 16; E8 - Elite 8; FF - Final Four; NC - National Championship; C-SF - Consolation Semifinal; R-SF - Regional Semifinal; QF - Quarterfinal; SF - Semifinal; CH - Championship game; 3P - Third-place. TD - Tape delay. Reg. - Regional. SN - Split-national. Shaded seasons - Postseason appearance.

## In-Season Tournaments (Division I Era)

<b>1971-72 (1-1)</b>			
<b>UC IRVINE TOURNAMENT (Irvine, California)</b>			
D.21	vs. Chapman	W	99-79
D.22	at UC Irvine	L	77-83

<b>1973-74 (1-1)</b>			
<b>CREIGHTON INVITATIONAL (Omaha, Nebraska)</b>			
D.7	vs. Oklahoma	L	57-92
D.8	vs. Air Force	W	87-68

<b>1974-75 (1-1)</b>			
<b>ORAL ROBERTS CLASSIC (Tulsa, Oklahoma)</b>			
D.27	vs. Bowling Green	L	68-73
D.28	vs. Harvard	W	69-53

<b>1975-76 (1-1)</b>			
<b>UTAH CLASSIC (Salt Lake City, Utah)</b>			
D.12	vs. Nevada	W	86-65
D.13	at Utah	L	89-98

<b>1976-77 (2-2)</b>			
<b>SUN DEVIL CLASSIC (Tempe, Arizona)</b>			
D.16	at Arizona State	L	65-86
D.17	vs. Wichita State	L	62-75

<b>1977-78 (2-2)</b>			
<b>DAYTON INVITATIONAL (Dayton, Ohio)</b>			
D.16	at Dayton	L	71-80
D.17	vs. Oregon	L	89-91

<b>1978-79 (1-1)</b>			
<b>CABRILLO CLASSIC (San Diego Sports Arena, San Diego, California)</b>			
D.29	Fordham	W	104-74
D.30	Purdue	W	91-84

<b>1979-80 (0-2)</b>			
<b>CABRILLO CLASSIC (San Diego Sports Arena, San Diego, California)</b>			
D.28	Brown	L	64-71
D.29	Tennessee	L	77-96

<b>1980-81 (1-1)</b>			
<b>CABRILLO CLASSIC (San Diego Sports Arena, San Diego, California)</b>			
D.29	La Salle	W	93-67
D.30	(1) DePaul	L	69-85

<b>1981-82 (2-0)</b>			
<b>CABRILLO CLASSIC (San Diego Sports Arena, San Diego, California)</b>			
D.29	Baylor	W	77-54
D.30	Temple	W	75-64

<b>1982-83 (1-1)</b>			
<b>CABRILLO CLASSIC (San Diego Sports Arena, San Diego, California)</b>			
D.29	Florida State	W	89-85
D.30	(16) Tennessee	L	57-63

<b>1983-84 (2-2)</b>			
<b>FIRST TULSA CLASSIC (Tulsa, Oklahoma)</b>			
D.20	vs. Oklahoma City	W	68-58
D.21	at Tulsa	L	80-91

<b>1984-85 (2-2)</b>			
<b>UNLV REBEL ROUNDUP (Las Vegas, Nevada)</b>			
D.20	vs. McNeese State	W	91-85
D.21	vs. Southwest Louisiana	W	86-73

<b>1985-86 (1-5)</b>			
<b>SUN-MET CLASSIC (Fresno, California)</b>			
N.29	vs. Louisiana Tech	L	72-74
N.30	vs. Eastern Washington	ot-L	79-81

<b>1986-87 (2-2)</b>			
<b>UNLV REBEL ROUNDUP (Las Vegas, Nevada)</b>			
D.20	at (12) UNLV	L	85-105
D.21	vs. Florida	W	63-32

<b>1987-88 (2-2)</b>			
<b>HOLIDAY BOWL CLASSIC (San Diego Sports Arena, San Diego, California)</b>			
D.27	UNC Charlotte	L	76-77
D.28	Fresno State	L	49-61

INTRODUCTION

COACHES & STAFF

PLAYERS

2022-23 REVIEW

RECORDS

HISTORY

AZTEC BASKETBALL MEDIA GUIDE

# Year-By-Year Records



MOUNTAIN WEST-RECORD 16-TIME CONFERENCE CHAMPIONS

## 1986-87 (1-3)

<b>VOLUNTEER CLASSIC (Knoxville, Tennessee)</b>			
D.19	vs. UNC Charlotte	L	66-81
D.20	vs. Ball State	L	84-86

## HOLIDAY BOWL CLASSIC (San Diego Sports Arena, San Diego, California)

D.27	Manhattan	W	77-69
D.28	Mississippi	L	77-88

## 1987-88 (3-3)

<b>SUN-MET CLASSIC (Fresno, California)</b>			
N.27	vs. Kansas State	L	68-79
N.28	vs. Northern Arizona	W	78-73

## KACTUS KLASSIC (Tempe, Arizona)

D.4	at Arizona State	L	68-91
D.5	vs. Tulsa	L	59-67

## HOLIDAY BOWL CLASSIC (San Diego Sports Arena, San Diego, California)

D.27	Bucknell	W	87-70
D.28	Texas Tech	W	72-63

## 1988-89 (1-1)

<b>MCDONALD'S CLASSIC (San Diego Sports Arena, San Diego, California)</b>			
D.20	Hardin-Simmons	W	88-59
D.21	(16) Tennessee	L	75-77

## 1989-90 (2-2)

<b>MAUI CLASSIC (Lahaina Civic Center, Lahaina, Hawaii)</b>			
N.24	vs. Villanova	L	58-66
N.25	vs. James Madison	L	53-56
N.26	at Chaminade	W	63-49

## UAB INVITATIONAL (Birmingham, Alabama)

D.22	vs. Southwest Texas State	W	67-53
D.23	at Alabama-Birmingham	L	46-91

## TEXACO STAR CLASSIC (San Diego Sports Arena, San Diego, California)

D.27	Niagra	W	78-67
D.28	Villanova	L	52-57

## 1990-91 (1-1)

<b>TEXACO STAR CLASSIC (San Diego Sports Arena, San Diego, California)</b>			
D.21	Arkansas State	W	59-57
D.22	Lamar	L	70-71

## 1991-92 (2-2)

<b>TEXAS LONGHORN CLASSIC (Austin, Texas)</b>			
D.6	vs. Texas Southern	W	79-64
D.7	at Texas	L	58-85

## TEXACO STAR CLASSIC (San Diego Sports Arena, San Diego, California)

D.20	Florida A&M	W	94-90
D.21	South Carolina (Prime Ticket-TD)	2ot-L	69-71

## 1992-93 (1-1)

<b>TEXACO STAR CLASSIC (Peterson Gym, San Diego, California)</b>			
D.18	North Florida (D)	W	90-79
D.19	Washington State (Prime Ticket)	L	51-73

## 2001-02 (1-1)

<b>FORD RED RAIDER CLASSIC (United Spirit Arena, Lubbock, Texas)</b>			
N.16	vs. Northern Iowa (SF)	W	71-57
N.17	at Texas Tech (CH) (Red Raider TV)	L	71-81

## 2003-04 (2-1)

<b>EA SPORTS MAUI INVITATIONAL (Lahaina Civic Center, Lahaina, Hawaii)</b>			
N.24	vs. Ohio State (D) (ESPN2) (QF)	W	83-61
N.25	vs. Dayton (D) (ESPN) (SF)	L	71-76
N.26	at Chaminade (D) (ESPN2) (3P)	W	75-67

## 2004-05 (0-1)

<b>SAN DIEGO SLAM (Cox Arena, San Diego, Calif.)</b>			
D.11	California (Ch. 4 San Diego)	L	57-60

## 2005-06 (2-2)

<b>BP TOP OF THE WORLD CLASSIC (Carson Center, Fairbanks, Alaska)</b>			
N.17	at Alaska Fairbanks (QF)	W	67-55
N.19	vs. Illinois-Chicago (D) (SF)	L	63-66
N.20	vs. Southern Mississippi (D) (3P)	W	79-51

## SAN DIEGO SLAM (Cox Arena, San Diego, Calif.)

D.10	Washington State (Ch. 4 San Diego)	L	49-60
------	------------------------------------	---	-------

## 2006-07 (3-1)

<b>SHAMROCK INVITATIONAL (McKeon Pavilion, Moraga, Calif.)</b>			
N.10	vs. Murray State (:00.0)	W	87-84
N.11	at Saint Mary's	W	74-73
N.12	vs. Seattle Pacific	W	76-73

## SAN DIEGO SLAM (Cox Arena, San Diego, Calif.)

D.9	(14/15) Arizona (Ch. 4 San Diego)	L	48-69
-----	-----------------------------------	---	-------

## 2007-08 (3-2)

<b>WORLD VISION CLASSIC (Save Mart Center, Fresno, Calif.)</b>			
N.9	vs. Liberty	W	62-50
N.10	vs. Portland	W	78-64
N.11	at Fresno State (D)	W	89-72

## WOODEN CLASSIC (Honda Center, Anaheim, Calif.)

D.8	vs. Saint Mary's (D) (Ch. 4 SD, HDNET)	L	64-69
-----	--	---	-------

## Fiesta Bowl Classic (McKale Center, Tucson, Ariz.)

D.22	at (19/19) Arizona (D) (FSN Arizona/West)	L	58-74
------	---	---	-------

## 2008-09 (3-1)

<b>GREAT ALASKA SHOOTOUT (Sullivan Arena, Anchorage, Alaska)</b>			
N.27	vs. Western Carolina (QF) (:11.2) (KCFT-Alaska)	W	59-58
N.28	vs. Seattle (SF) (KCFT-Alaska)	W	75-56
N.29	vs. Hampton (CH) (KCFT-Alaska)	W	76-47

## WOODEN CLASSIC (Honda Center, Anaheim, Calif.)

D.13	vs. Saint Mary's (D) (HDNET, 4SD)	L	64-67
------	-----------------------------------	---	-------

## 2009-10 (3-1)

<b>WEST COAST CLASSIC (Campus Sites)</b>			
N.19	Santa Clara	W	86-53
N.23	at Fresno State	W	62-58
N.25	at Pacific	L	63-71
N.28	Northern Arizona	W	89-48

## 2010-11 (5-0)

<b>LAS VEGAS HOLIDAY HOOPS CLASSIC (South Point Arena, Las Vegas, Nev.)</b>			
D.21	7/7 vs. San Francisco	W	62-56
D.22	7/7 vs. IUPUI	W	56-54

## O'REILLY AUTO PARTS CBE CLASSIC (Oxford, Ohio)

N.20	25/- vs. Green Bay	W	79-70
N.21	25/- vs. IUPUI	W	61-46
N.22	18/22 vs. Miami (Ohio)	W	77-56

## 2011-12 (3-0)

<b>BASKETBALL TRAVELERS CLASSIC (Viejas Arena, San Diego, Calif.)</b>			
N.11	Bryant	W	75-63
N.12	Southern Utah	W	70-37
N.13	UC Davis (D)	W	89-74

## 2012-13 (3-2)

<b>NORTHROP GRUMMAN BATTLE ON THE MIDWAY (USS Midway, San Diego, Calif.)</b>			
N.11	vs. (9/9) Syracuse (D) (FSSD)	L	49-62

## WOODEN LEGACY (Honda Center, Anaheim, Calif.)

D.1	vs. (-/24) UCLA (ESPN)	W	78-69
-----	------------------------	---	-------

## HAWAIIAN AIRLINES DIAMOND HEAD CLASSIC (Stan Sheriff Center, Honolulu, Hawaii) (2nd of 8)

D.22	18/15 vs. San Francisco (D) (ESPN)	W	80-58
D.23	18/15 vs. Indiana State (D) (ESPN)	W	62-55
D.25	17/16 vs. (3/3) Arizona (ESPN2)	L	67-68

## 2013-14 (3-0/Champions)

<b>DIRECT WOODEN LEGACY (Titan Gym, Fullerton, Calif.   Honda Center, Anaheim, Calif.)</b>			
N.28	vs. College of Charleston (ESPN)	W	72-52
N.29	vs. (20/18) Creighton (ESPN2)	W	86-80
D.1	vs. (25/-) Marquette (ESPN2)	W	67-59

## 2014-15 (2-1/2nd of 8)

<b>EA SPORTS MAUI INVITATIONAL (Lahaina Civic Center, Lahaina, Hawaii)</b>			
N.24	15/15 vs. Brigham Young (ESPN2)	2ot-W	92-87
N.25	15/15 vs. Pittsburgh (ESPN)	W	74-57
N.26	15/15 vs. (3/4) Arizona (ESPN)	L	59-61

## 2015-16 (1-1/2nd of 4)

<b>CONTINENTAL TIRE LAS VEGAS INVITATIONAL (Orleans Arena, Las Vegas, Nev.)</b>			
N.26	vs. (14/13) California (FS1)	W	72-58
N.27	vs. (-/22) West Virginia (FS1)	L	50-72

## 2016-17 (3-0/Champion)

<b>HAWAIIAN AIRLINES DIAMOND HEAD CLASSIC (Sheriff Center, Honolulu, Hawaii)</b>			
D.22	vs. Southern Miss (D) (ESPN2)	W	66-51
D.23	vs. Tulsa (D) (ESPN2)	W	82-63
D.25	vs. San Francisco (D) (ESPN2)	W	62-48

## 2017-18 (2-1/2nd of 8)

<b>WOODEN LEGACY (Titan Gym, Fullerton, Calif.)</b>			
N.23	vs. Sacramento State (ESPN)	W	89-52
N.24	vs. Georgia (D) (ESPN2)	W	75-68
N.26	vs. Washington State (ESPN2)	L	86-93

## 2018-19 (1-2/6th of 8)

<b>MAUI JIM MAUI INVITATIONAL (Lahaina Civic Center, Lahaina, Hawaii)</b>			
N.19	vs. (1/1) Duke (D) (ESPN2)	L	64-90
N.20	vs. Xavier (D) (ESPN2)	W	79-74
N.21	vs. Iowa State (D) (ESPN2)	L	57-87

## 2019-20 (3-0/1st of 4)

<b>CONTINENTAL TIRE LAS VEGAS INVITATIONAL (Orleans Arena, Las Vegas, Nev.)</b>			
N.28	vs. Creighton (FS1)	W	83-52
N.29	vs. Iowa (FS1)	W	83-73

## BASKETBALL HALL OF FAME CLASSIC (STAPLES Center, Los Angeles, Calif.)

D.21	20/20 vs. Utah (Pac-12 Network)	W	80-52
------	---------------------------------	---	-------

## 2021-22 (2-1/2nd of 4)

<b>PAYCOM WOODEN LEGACY (Anaheim Convention Center, Anaheim, Calif.)</b>			
N.25	vs. Georgetown (ESPN2)	W	73-56
N.26	vs. (24/25) Southern California (ESPN2)	L	43-58

## JERRY COLANGELO CLASSIC (Footprint Center, Phoenix, Ariz.)

D.17	vs. Saint Mary's (FloSports)	W	63-53
------	------------------------------	---	-------

## 2022-23 (1-2/6th of 8)

<b>MAUI JIM MAUI INVITATIONAL (Lahaina Civic Center, Lahaina, Maui)</b>			
N.21	17/19 vs. Ohio State (D) (ESPN2)	W	88-77
N.22	17/19 vs. (14/12) Arizona (ESPN)	L	70-87
N.23	17/19 vs. (9/9) Arkansas (ESPN2)	ot-L	74-78

## JERRY COLANGELO CLASSIC (Footprint Center, Phoenix, Ariz.)

D.10	22/22 vs. Saint Mary's (D) (ESPN+)	L	61-68
------	------------------------------------	---	-------



# vs. All Opponents



## MOUNTAIN WEST-RECORD 16-TIME CONFERENCE CHAMPIONS

Team	GP	W	L	First	Last
20th Century Fox	1	0	1	M.6.43	M.6.43
31st Div.-Destroyers	1	0	1	J.26.23	J.26.23
32nd Div.-Destroyers	1	0	1	D.22.24	D.22.24
35th Division	1	0	1	D.19.23	D.19.23
Air Base Group 2	1	1	0	D.11.42	D.11.42
Air Force	88	64	24	D.8.73	J.21.23
Air Pac (Fleet Air)	3	2	1	D.19.22	D.13.49
Alabama	1	1	0	M.24.23	M.24.23
Alabama State	1	1	0	D.12.16	D.12.16
Alaska Fairbanks	1	1	0	N.17.05	N.17.05
Albany	1	1	0	N.26.05	N.26.05
Alderson-Broaddus	1	1	0	M.13.56	M.13.56
Alhambra Athletic Club	4	4	0	D.29.33	F.23.37
Alliant International + Alumni	17	14	3	D.1.64	F.27.91
Appalachian State	33	26	7	D.28.28	D.2.60
Arizona	32	7	25	D.28.45	N.22.22
Arizona State	30	12	18	D.27.37	N.18.21
Arkansas	3	0	3	D.3.81	N.23.22
Arkansas-Pine Bluff	3	3	0	D.29.08	N.26.18
Arkansas State	2	1	1	D.21.90	D.27.98
Athletes in Action	1	1	0	D.16.67	D.16.67
Ball State	5	2	3	D.17.68	D.20.14
Bank League All-Stars	1	1	0	F.17.22	F.17.22
Bank of Italy	1	1	0	D.22.31	D.22.31
Baylor	5	3	2	D.29.81	N.15.11
Beloit	1	0	1	D.22.48	D.22.48
Bemidji State	1	0	1	M.11.42	M.11.42
Biola	1	1	0	D.7.15	D.7.15
Boise State	29	18	11	D.16.76	F.28.23
Bostonians	1	1	0	F.24.25	F.24.25
Bowling Green	1	0	1	D.27.74	D.27.74
Bradley	5	1	4	D.20.47	D.3.17
Brawley JC	1	1	0	D.22.34	D.22.34
Brigham Young	76	26	50	D.19.40	N.11.22
Broadway Clowns	10	7	3	J.24.36	D.26.47
Brown	1	0	2	D.28.79	D.29.18
Bryant	1	1	0	N.11.11	N.11.11
Buchan Bakers	1	0	1	D.18.54	D.18.54
Bucknell	1	1	0	D.27.87	D.27.87
Cal Poly	52	36	16	F.47.47	D.28.19
Cal Poly Pomona	21	15	6	D.1.62	D.8.95
CS Dominguez Hills	1	1	0	D.12.18	D.12.18
CS Fullerton	33	23	10	J.18.64	N.7.22
CS Los Angeles	51	31	20	J.17.50	D.13.86
CSU Bakersfield	2	2	0	J.21.33	N.20.14
CSUN	26	20	6	F.11.61	J.1.19
California	13	7	6	J.15.40	D.8.18
California 145's	1	1	0	J.8.26	J.8.26
Caltech	9	8	1	D.29.22	J.21.39
Campbell	1	1	0	D.12.06	D.12.06
Camp Callan 57th Battalion	2	2	0	D.30.42	F.13.43
Central Christian Church	1	0	1	D.20.24	D.20.24
Central Conn. State	1	1	0	D.30.89	D.30.89
Central Michigan	1	1	0	D.17.75	D.17.75
Chadron State	1	1	0	M.10.42	M.10.42
Chaffey College	1	1	1	F.32.22	F.23.23
Chicago State	1	1	0	J.10.12	J.10.12
Chico State	12	10	2	D.16.36	D.12.56
Chaminade	2	2	0	N.26.89	N.26.03
Chapman	24	19	5	J.16.26	D.21.71
Charlotte	2	0	2	D.27.85	D.19.86
Cincinnati	1	0	1	D.17.14	D.17.14
Citrus JC	3	3	0	F.24.23	J.17.25
Claremont-Mudd-Scripps	2	2	0	F.4.66	D.28.67
College of Charleston	2	2	0	N.28.13	M.16.23
Colorado	6	3	3	J.4.71	J.5.76
Colorado State	94	51	43	D.30.61	M.9.23
Columbia	1	1	0	D.31.01	D.31.01
Connecticut	2	0	2	M.24.11	A.3.23
Consolidated Aircraft	2	0	2	J.6.42	J.24.42
Convoir Dominators	1	1	0	F.17.45	F.17.45
Coronado High	2	2	0	J.24.22	D.14.22
Creighton	9	4	5	D.16.48	M.26.23
Culver-Stockett	2	2	0	M.12.41	D.16.49
Dartmouth	1	1	0	D.21.87	D.21.87
Dayton	2	0	2	D.16.77	N.25.03
Delaware	1	1	0	N.26.88	N.26.88
Delta State	1	1	0	M.15.40	M.15.40
DeMolay	4	3	1	D.27.26	1930.31
Denver	2	1	1	D.30.58	D.12.62
DePaul	2	0	2	D.19.72	D.30.80
Doane College	1	1	0	D.7.82	D.7.82
Drake	7	3	4	D.19.47	D.22.09
Duke	3	0	3	D.29.01	N.19.18
East Carolina	1	1	0	N.23.15	N.23.15
East Central	1	1	0	M.12.40	M.12.40
East Tennessee State	1	1	0	D.29.83	D.29.83
East Texas Baptist	1	1	0	M.15.39	M.15.39
Eastern Illinois	1	1	0	N.20.17	N.20.17
Eastern Washington	6	3	3	N.30.85	D.20.03
El Centro JC	3	3	0	F.9.24	D.23.34
Elon	1	1	0	D.22.11	D.22.11
Escondido	1	0	1	J.3.28	J.3.28
Eta Omega Delta (Hods)	2	1	1	J.5.24	1925.26

Team	GP	W	L	First	Last
Evansville	5	1	4	D.8.61	D.21.68
Firestones	1	0	1	J.6.34	J.6.34
First National Bank	7	3	4	J.12.22	F.18.25
Fletcher Five	2	2	0	D.23.25	D.28.31
Florida	2	1	1	D.21.85	M.19.08
Florida A&M	1	1	0	D.20.91	D.20.91
Florida Atlantic	3	3	0	N.30.00	A.1.23
Florida Gulf Coast	1	0	1	M.24.13	M.24.13
Florida International	1	1	0	F.22.89	F.22.89
Florida State	1	1	0	D.29.82	D.29.82
Fordham	1	1	0	D.29.77	D.29.77
Fort Hays State	1	1	1	D.20.52	D.1.79
Fort Rosecrans	1	1	0	J.30.46	J.30.46
Fresno State	126	70	56	J.5.40	F.15.23
Fullerton College	4	4	0	1921-22	F.7.25
Furman	1	1	0	M.18.23	M.18.23
George Washington	1	0	1	M.29.16	M.29.16
Georgetown	2	1	1	D.5.81	N.25.21
Georgia	1	1	0	N.24.17	N.24.17
Georgia Tech	1	1	0	M.23.16	M.23.16
Gonzaga	4	2	2	D.19.59	D.21.17
Grand Canyon	4	1	3	F.23.80	N.13.19
Green Bay	1	1	0	N.20.10	N.20.10
Grossmont High (+ alumni)	5	5	0	J.30.22	F.23.27
Gustavus Adolphus	1	0	1	M.14.56	M.14.56
Hampton	1	1	0	N.29.08	N.29.08
Hancock's All-Comets	1	1	0	D.22.22	D.22.22
Hanson's All-Stars	1	1	0	F.1.35	F.1.35
Harlin-Simmons	2	2	0	D.4.72	D.20.88
Harlem Globetrotters	4	1	3	J.20.38	F.26.46
Harvard	1	1	0	D.28.74	D.28.74
Hawaii	46	19	27	F.4.71	D.14.02
High Point	1	1	0	J.2.00	J.2.00
House of David	6	3	3	J.24.33	J.20.40
Houston	3	2	1	J.29.01	M.15.18
Howard	1	1	0	D.21.82	D.21.82
Humboldt State	1	1	0	M.7.56	M.7.56
IPFW	3	3	0	J.2.02	M.16.16
Idaho State	5	3	2	D.5.74	D.4.80
Illinois	1	0	1	M.15.02	M.15.02
Illinois-Chicago	1	0	1	N.19.05	N.19.05
Illinois State	5	3	2	M.15.67	D.1.18
Indiana	1	0	1	M.16.06	M.16.06
Indiana State	4	1	3	D.28.50	D.23.12
Iowa	1	1	0	N.29.19	N.29.19
Iowa State	6	2	4	D.22.62	N.21.18
IUPUI	2	2	0	N.21.10	D.22.10
Jackson State	1	1	1	N.27.18	N.27.18
James Madison	1	0	1	N.25.89	N.25.89
Kansas	4	2	2	D.23.78	D.22.15
Kansas City All-Stars	1	1	0	M.2.46	M.2.46
Kansas State	4	2	2	M.27.72	M.20.09
Kearney Flyers	2	2	0	J.29.43	F.19.46
Kennesaw State	1	1	0	D.12.22	D.12.22
Kentucky Wesleyan	2	0	2	D.20.65	D.19.68
Lafayette	1	1	0	D.30.06	D.30.06
LIIU	1	1	0	N.22.19	N.22.19
La Salle	2	1	1	D.28.76	D.29.80
La Verne	23	18	5	J.26.27	F.26.38
Lamar	2	0	2	D.22.90	D.22.92
Liberty	1	1	0	N.9.07	N.9.07
Little Rock	1	0	1	N.21.15	N.21.15
Lockhead Air	2	0	2	D.27.40	M.1.41
Long Beach State	61	39	22	D.19.53	N.30.21
Loras	1	0	1	D.18.48	D.18.48
Louisiana Tech	2	1	1	J.22.71	N.29.85
Louisiana-Lafayette	1	1	0	D.21.84	D.21.84
Luke Air Force Base (Ariz.)	1	1	0	D.21.53	D.21.53
Loyola-Chicago	1	0	1	D.3.16	D.3.16
Loyola Marymount	59	33	26	J.23.26	N.28.07
MCRD	1	0	1	M.14.33	M.14.33
Manchester	1	1	0	M.16.39	M.16.39
Manhattan	1	1	0	D.27.86	D.27.86
Manner's All-Stars	1	1	0	D.29.31	D.29.31
Marquette	4	1	3	D.20.48	D.1.13
Marshall	1	1	0	J.2.48	J.2.48
McNeese	3	3	0	D.20.84	N.17.17
Memphis	1	0	1	D.22.86	D.22.86
Mexico, University of	2	2	0	J.5.39	J.9.48
Miami (Fla.)	2	2	1	J.31.87	F.6.88
Miami (Ohio)	1	1	0	N.22.10	N.22.10
Michigan	1	0	1	D.4.21	D.4.21
Michigan State	1	0	1	D.29.84	D.29.84
Midwestern State	1	1	0	D.6.90	D.6.90
Minnesota	2	0	2	D.23.68	D.23.69
Miramar Marines	1	0	1	M.1.46	M.1.46
Mississippi	1	0	1	D.28.86	D.28.86
Missouri	2	1	1	J.10.77	D.21.78
Missouri State	5	3	2	D.4.51	N.17.12
Modesto JC	1	0	1	D.21.36	D.21.36
Monmouth	1	1	0	N.22.04	N.22.04
Montana	1	1	0	D.28.68	D.28.68
Montana State	1	1	0	M.11.41	M.11.41
Morgan State	2	2	0	D.1.84	D.18.00
Murray State	2	2	0	M.15.41	N.10.06

Team	GP	W	L	First	Last
National City	1	1	0	1921-22	1921-22
National City All-Stars	1	1	0	J.14.28	J.14.28
National City Baptists	1	1	0	D.26.25	D.26.25
Navy	3	3	0	J.7.81	D.17.07
Navy Officers Club	1	1	0	J.14.38	J.14.38
Nebraska	1	1	0	D.3.71	D.3.71
Nebraska Wesleyan	2	1	1	D.17.63	D.14.65
Nevada	32	25	7	D.14.56	J.31.23
New Mexico	93	44	49	J.2.76	F.25.23
New Mexico Mines	2	2	0	J.7.38	J.28.39
New Mexico State	8	5	3	D.13.40	M.20.14
New Mexico Western	1	1	0	D.27.52	D.27.52
Niagara	1	1	0	D.27.89	D.27.89
Nicholls	1	1	0	D.10.15	D.10.15
Norfolk State	2	2	0	D.21.00	N.21.01
North Carolina	2	0	2	D.29.88	N.24.90
North Carolina State	1	0	1	M.16.12	M.16.12
North Dakota State	4	4	0	D.18.70	M.22.14
North Florida	1	1	0	D.18.92	D.18.92
North Island NAS	8	5	3	J.30.25	F.12.46
North Texas	1	0	1	J.3.77	J.3.77
Northern Arizona	8	5	3	D.30.46	N.28.09
Northern Colorado #	7	6	1	D.22.60	M.17.11
Northern Illinois	5	2	3	D.21.67	J.24.74
Northern Iowa	2	1	1	D.29.86	N.16.01
Northern State	1	1	0	M.14.39	M.14.39
Northwest Missouri State	1	1	0	D.2.66	D.2.66
Northwestern	2	2	0	N.24.95	D.3.96
Occidental	34	26	8	J.21.27	D.22.22
Ohio State	4	3	1	D.22.95	N.2.22
Oklahoma	4	1	3	D.7.73	M.22.13
Oklahoma City	1	1	0	D.9.83	D.9.83
Oklahoma State	3	2	1	D.13.79	D.30.00
Olson's Swedes	5	1	4	J.29.32	F.1.36
Oral Roberts	4	1	3	D.16.72	D.4.85
Oregon	6	3	3	D.17.77	D.2.97
Oregon State	1	0	1	D.17.71	D.17.71
Pacific	25	13	12</		

# All-Time Series



MOUNTAIN WEST-RECORD 16-TIME CONFERENCE CHAMPIONS

## Air Force

Series: San Diego State leads, 64-24  
**Home** (Viejas Arena).....35-6 (20-3)  
**Away** (Clune Arena).....24-17 (24-17)  
**Neutral** (Thomas & Mack).....5-1 (2-0)  
**SDSU as Top 25 Team**.....7-2 (H: 3-0, A: 3-2, N: 1-0)  
**vs. Top 25 AFA Team**.....1-1 (H: 1-0, A: 0-1)  
**MWC Era**.....San Diego State leads, 34-14  
**Dutcher vs. AFA**.....10-1 (H: 4-0, A: 5-1, N: 1-0)

Date	SD	AF	Location	Score
D.8.73			N-Omaha, Neb. (CI)	W 87-68
J.15.81	*		San Diego (SA)	W 58-63
F.21.81	*		USAFA	2ot-W 63-61
J.25.82	*		USAFA	W 58-57
F.4.82	*		San Diego (SA)	W 67-55
J.31.83	*		San Diego (SA)	W 71-47
F.26.83	*		USAFA	W 64-58
F.2.84	*		USAFA	L 43-55
M.3.84	*		San Diego (SA)	W 74-58
J.5.85	*		USAFA	W 88-73
J.28.85	*		San Diego (SA)	W 74-64
J.2.86	*		San Diego (SA)	W 69-50
J.31.86	*		USAFA	W 69-63
J.8.87	*		USAFA	L 75-86
F.7.87	*		San Diego (SA)	L 77-81
J.21.88	*		USAFA	L 57-60
M.5.88	*		San Diego (SA)	W 79-67
J.7.89	*		San Diego (SA)	W 64-61
F.4.89	*		USAFA (d)	L 69-87
J.13.90	*		USAFA	W 72-68
F.15.90	*		San Diego (SA)	L 59-65
M.7.90	^		N-El Paso (1R)	ot-L 64-70
J.10.91	*		USAFA	W 52-48
F.16.91	*		San Diego (SA)	W 76-59
M.6.91	^		N-Laramie (1R)	W 58-51
F.1.92	*		USAFA	L 47-65
F.20.92	*		San Diego (SA)	L 58-60
J.28.93	*		San Diego (PG)	W 59-51
F.4.93	*		USAFA	W 72-62
J.29.94	*		USAFA	W 68-60
F.5.94	*		San Diego (PG)	W 82-69
J.19.95	*		San Diego (PG)	W 69-49
F.9.95	*		USAFA	L 53-81
J.20.96	*		USAFA	W 77-69
F.10.96	*		San Diego (SA)	W 81-72
M.6.96	^		N-Albuquerque (1R)	W 80-69
J.11.97	*		USAFA	ot-W 77-69
F.6.97	*		San Diego (SA)	W 83-67
J.5.98			USAFA	W 84-81
F.7.98			San Diego (CA)	W 66-55
J.20.00	*		San Diego (CA)	3ot-L 77-81
F.24.00	*		USAFA	L 55-63
J.20.01	*		San Diego (CA)	W 67-43
F.19.01	*		USAFA	W 62-48
F.4.02	*		USAFA	L 54-67
M.2.02	*		San Diego (CA) (:02.6)	W 49-47
J.11.03	*		USAFA (d)	W 63-48
F.22.03	*		San Diego (CA)	W 67-53
J.31.04	*		San Diego (CA)	L 43-57
M.1.04	*		USAFA	L 49-61
J.29.05	*		USAFA (d)	L 50-62
F.28.05	*		San Diego (CA)	L 57-77
M.10.05	^		N-Denver (QF)	W 73-68
J.7.06	*		USAFA	L 62-65
F.8.06	*		San Diego (CA)	W 61-51
J.20.07	13	*	USAFA (d)	L 51-56
F.6.07	15	*	San Diego (CA)	W 62-41
F.6.08	*		San Diego (CA)	W 49-38
M.8.08	*		USAFA (d)	L 43-46
M.13.08	^		N-Las Vegas (d) (QF)	W 53-49
J.3.09	*		USAFA	W 61-44
F.7.09	*		San Diego (CA)	W 65-34
F.2.10	*		San Diego (VA)	W 70-48
M.6.10	*		USAFA	W 61-42
J.19.11	6	*	San Diego (VA)	W 68-55
F.19.11	6	*	USAFA	W 70-58
J.21.12	16	*	San Diego (VA)	W 57-44
F.18.12	13	*	USAFA (d)	L 56-58
F.2.13	22	*	USAFA (d)	L 67-70
M.6.13	*		San Diego (VA)	W 58-51
J.12.14	13	*	USAFA (d)	W 79-72
F.15.14	5	*	San Diego (VA)	W 64-56
D.31.14	*		San Diego (VA) (d)	W 53-49
J.20.15	*		USAFA	W 77-45
F.13.16	*		San Diego (VA)	W 70-61
J.24.17	*		USAFA	L 67-70
M.1.17	*		San Diego (VA)	W 51-38
F.3.18	*		San Diego (VA)	W 81-50
F.21.18	*		USAFA	W 67-56

J.12.19	*		USAFA (d)	L 48-62
J.30.19	*		San Diego (VA)	W 66-61
F.8.20	4	*	USAFA	W 89-74
M.5.20	5	^	N-Las Vegas (d) (QF)	W 73-60
J.22.21	*		USAFA	W 98-61
J.24.21	*		USAFA	W 91-59
F.12.22	*		San Diego (VA)	W 76-64
D.28.22	*		San Diego (VA)	W 71-55
J.21.23	*		USAFA	W 70-60

## Alabama

Series: San Diego State leads, 1-0  
**Home:** 0-0, **Away:** 0-0, **Neutral:** 1-0  
**Date** **SD** **UA** **Location** **Score**  
M.24.23 18 1 +N-Louisville (S16) W 71-64

## UAB (Alabama-Birmingham)

Series: UAB leads, 1-0  
**Home:** 0-0, **Away:** 0-1, **Neutral:** 0-0  
**Date** **SD** **AB** **Location** **Score**  
D.23.89 Birmingham (AB) (CH) L 46-91

## Alabama State

Series: San Diego State leads, 1-0  
**Home:** 1-0, **Away:** 0-0, **Neutral:** 0-0  
**Date** **SD** **AS** **Location** **Score**  
D.12.16 San Diego (VA) W 73-41

## Alaska Fairbanks

Series: San Diego State leads, 1-0  
**Home:** 0-0, **Away:** 1-0, **Neutral:** 0-0  
**Date** **SD** **AF** **Location** **Score**  
N.17.05 Fairbanks (TW) (QF) W 67-55

## Albany

Series: San Diego State leads, 1-0  
**Home:** 1-0, **Away:** 0-0, **Neutral:** 0-0  
**Date** **SD** **A** **Location** **Score**  
N.26.05 San Diego (CA) W 80-53

## Alliant International

(formerly U.S. International)  
Series: San Diego State leads, 14-3  
**Home:** 10-2, **Away:** 4-1, **Neutral:** 0-0  
**Date** **SD** **AI** **Location** **Score**

D.1.64			San Diego (so)	W 51-47
D.3.65			U.S. International (so)	L 60-71
D.31.65			San Diego	L 58-69
J.21.67			San Diego	W 53-52
J.20.68			U.S. International	W 55-53
J.18.69			San Diego	W 87-70
F.7.70			U.S. International	W 96-74
F.23.71			San Diego (PG)	W 84-64
F.21.72			San Diego (SA)	W 83-68
J.26.73			U.S. International	W 58-55
J.22.85			U.S. International	W 112-74
F.20.86			San Diego (SA)	W 138-93
J.29.87			San Diego (SA)	L 81-87
D.10.87			San Diego (SA)	W 103-68
F.25.89			San Diego (SA)	W 97-82
F.10.90			San Diego (SA)	W 108-97
F.27.91			San Diego (SA)	W 123-103

## Appalachian State

Series: San Diego State leads, 1-0  
**Home:** 0-0, **Away:** 0-0, **Neutral:** 1-0  
**Date** **SD** **AS** **Location** **Score**  
M.13.40 ^ N-Kansas City W 48-46

## Arizona

Series: Arizona leads, 25-7  
**Home:** 5-7, **Away:** 2-14, **Neutral:** 0-4  
**Date** **SD** **UA** **Location** **Score**

D.28.45			San Diego (AG)	W 39-36
D.29.45			San Diego (AG)	L 33-38
D.21.46			Tucson	L 36-73
D.23.47			Tucson	L 44-60
D.14.48			Tucson	L 41-60
D.16.50			Tucson	L 38-68
D.16.52			Tucson	L 64-68
D.2.55			Tucson (so)	L 74-80
J.11.58			San Diego (AG)	W 83-76
D.15.59			Tucson	L 50-65
D.9.71			Tucson	W 69-67
J.15.73			San Diego (PG)	W 81-68
D.11.73	14		Tucson	L 79-109
D.7.74	18		San Diego (SA)	L 79-81
J.6.77			Tucson (11)	L 77-80
D.2.77			San Diego (SA)	L 79-80

D.23.82			Tucson	L 44-46
D.17.83			San Diego (SA)	W 90-80
D.12.85			Tucson	L 66-72
D.4.86	20		San Diego (SA)	L 78-110
D.7.02	1		San Diego (CA)	L 81-89
D.22.04	5		Tucson	L 71-83
D.9.06	14		San Diego (CA) (SL)	L 48-69
D.22.07	19		Tucson (d) (FB)	L 58-74
D.10.08			Tucson	L 56-69
D.12.09			San Diego (VA)	W 63-46
N.23.11	23		Tucson	W 61-57
D.25.12	17	3	N-Honolulu (d) (DH)	L 67-68
N.14.13	6		San Diego (VA)	L 60-69
M.27.14	13	4	+N-Anaheim (S16)	L 64-70
N.26.14	15	3	N-Lahaina (MI-CH)	L 59-61
N.22.22	14	N	N-Lahaina (MI-SF)	L 70-87

## Arizona State

Series: Arizona State leads, 18-12  
**Home:** 9-6, **Away:** 3-12, **Neutral:** 0-0  
**Date** **SD** **AS** **Location** **Score**

D.27.37			San Diego (AG)	W 55-46
D.28.37			San Diego (AG)	W 47-27
D.1.48			San Diego (AG)	L 54-58
D.6.49			San Diego (AG)	W 54-36
D.4.50			San Diego (AG)	L 67-76
D.11.53			San Diego (AG)	W 84-60
D.23.53			Tempe	W 69-59
D.3.55			Tempe	L 76-82
D.27.55			San Diego (AG)	W 89-64
J.24.58			San Diego (AG)	W 74-72
D.27.58			Tempe	L 65-74
D.3.70			Tempe	L 79-117
J.22.72			San Diego (PG)	L 73-76
J.20.73			Tempe	L 70-95
F.26.74			San Diego (SA)	L 68-78
D.17.74			Tempe	L 86-96
D.3.76			Tempe (SD) (SF)	L 65-86
J.7.78			Tempe	W 77-74
J.22.79			San Diego (SA)	W 80-73
D.4.87			Tempe (KK) (SF)	L 68-91
D.17.88			Tempe	L 72-77
D.8.92			Tempe	L 64-67
D.18.99			Tempe (d)	L 85-99
D.16.00			San Diego (CA) (:02.1)	W 64-62
N.18.08	15		San Diego (CA)	L 52-59
D.19.09			Tempe (d)	L 52-55
D.10.16			San Diego (d) (VA)	L 63-74
N.14.17			Tempe	L 68-90
D.10.20	24	23	Tempe	W 80-68
N.18.21			San Diego (VA)	W 65-63

## Arkansas

Series: Arkansas leads, 3-0  
**Home:** 0-0, **Away:** 0-2, **Neutral:** 0-1  
**Date** **SD** **AK** **Location** **Score**  
D.3.81 13 Fayetteville L 68-85  
D.3.85 Fayetteville L 64-76  
N.23.22 17 9 N-Lahaina (MI-3P) ot-L 74-78

## Arkansas-Pine Bluff

Series: San Diego State leads, 3-0  
**Home:** 3-0, **Away:** 0-0, **Neutral:** 0-0  
**Date** **SD** **PB** **Location** **Score**  
D.29.08 San Diego (CA) W 93-61  
N.21.12 San Diego (VA) W 79-43  
N.6.18 San Diego (VA) (so) W 76-60

## Arkansas State

Series: tied, 1-1  
**Home:** 1-1, **Away:** 0-0, **Neutral:** 0-0  
**Date** **SD** **AS** **Location** **Score**  
D.21.90 San Diego (SA) (TS) W 59-57  
D.27.98 San Diego (CA) L 62-70

## Ball State

Series: Ball State leads, 3-2  
**Home:** 2-1, **Away:** 0-1, **Neutral:** 0-1  
**Date** **SD** **BS** **Location** **Score**  
D.17.68 Muncie L 73-75  
D.19.70 San Diego (PG) W 86-75  
D.20.86 N-Knoxville, Tenn. (VC) L 84-86  
D.27.99 San Diego (CA) L 65-82  
D.20.14 19 San Diego (VA) W 70-57

## Baylor

Series: San Diego State leads, 3-2  
**Home:** 2-0, **Away:** 1-1, **Neutral:** 0-1  
**Date** **SD** **BU** **Location** **Score**

D.29.81			San Diego (SA) (CC)	W 77-54
N.29.88			Waco	W 83-58
D.27.90			San Diego (SA)	W 84-70
M.31.09			~N-New York City (SF)	L 62-76
N.15.11	11		Waco (d)	L 67-77

## Biola

Series: San Diego State leads, 1-0  
**Home:** 1-0, **Away:** 0-0, **Neutral:** 0-0  
**Date** **SD** **BI** **Location** **Score**  
D.7.15 San Diego (VA) W 73-53

## Boise State

Series: San Diego State leads, 18-11  
**Home** (Viejas Arena).....10-3 (9-3)  
**Away** (ExtraMile Arena).....4-7 (4-7)  
**Neutral** (Thomas & Mack).....4-1 (4-1)  
**SDSU as Top 25 Team**.....11-2 (H: 6-1, A: 3-1, N: 2-0)  
**vs. Top 25 Boise State Team**.....0-0  
**MWC Era**.....San Diego State leads, 17-11  
**Dutcher vs. Boise State**.....8-6 (H: 6-1, A: 1-4, N: 1-1)

Date	SD	BS	Location	Score
D.16.76			San Diego (PG)	W 78-68
F.1.12	17	*	San Diego (VA)	W 58-56
F.29.12	21	*	Boise	W 66-53
M.8.12	18	^	N-Las Vegas (QF) (d)	W 65-62
F.6.13	*		San Diego (VA) (:02.8)	W 63-62
M.9.13	*		Boise (d)	L 65-69
M.13.13	^		N-Las Vegas (QF)	W 73-67
J.8.14	13	*	San Diego (VA)	W 69-66
F.5.14	5	*	Boise (:04.2)	W 67-65
F.8.15	*		Boise (d)	L 46-61
F.28.15	24	*	San Diego (VA)	L 46-56
J.16.16	*			



# All-Time Series



MOUNTAIN WEST-RECORD 16-TIME CONFERENCE CHAMPIONS

F.12.83	*San Diego (SA)	L	67-69
J.21.84	*San Diego (SA)	W	79-75
F.16.84	*Provo	ot-L	92-94
J.12.85	*San Diego (SA)	W	89-70
J.31.85	*Provo	W	77-71
J.11.86	*Provo	L	70-82
F.6.86	*San Diego (SA)	L	71-81
J.15.87	*Provo	L	82-94
F.26.87	*San Diego (SA)	L	68-85
J.9.88	*Provo	L	65-92
F.18.88	7 *San Diego (SA)	ot-W	82-80
J.12.89	*Provo	L	81-85
F.9.89	*San Diego (SA)	W	89-74
J.6.90	*San Diego (SA)	L	60-63
F.1.90	*Provo	L	58-75
J.3.91	*San Diego (SA)	L	61-73
F.7.91	*Provo	L	55-75
F.6.92	*San Diego (SA)	L	59-89
F.29.92	*Provo	L	78-98
J.21.93	*Provo	L	64-76
F.13.93	*San Diego (PG) (d)	L	73-80
J.20.94	*San Diego (PG)	ot-L	82-83
F.10.94	*Provo	L	87-101
J.12.95	*San Diego (SA)	L	57-66
F.18.95	*San Diego (PG)	W	58-52
J.13.96	*San Diego (PG)	W	83-76
F.15.96	*Provo	L	68-81
D.31.96	Provo (d)	ot-W	89-86
N.14.97	San Diego (SA) (so)	L	59-73
J.14.99	*San Diego (CA)	L	76-83
F.13.99	*Provo	L	76-93
F.3.00	*San Diego (CA)	L	50-72
M.4.00	*Provo	L	50-67
J.13.01	*Provo (d)	L	50-79
F.12.01	*San Diego (CA)	L	66-69
J.12.02	*Provo (d)	L	64-75
F.11.02	*San Diego (CA)	W	77-73
M.7.02	^N-Las Vegas (QF) (d)	W	62-51
J.20.03	*San Diego (CA)	L	69-80
F.17.03	*Provo	L	64-66
J.12.04	*San Diego (CA)	W	65-61
F.9.04	*Provo	ot-L	69-83
J.8.05	*Provo (:00)	W	59-57
F.7.05	*San Diego (CA)	W	66-58
J.21.06	*San Diego (CA)	W	88-61
F.22.06	*Provo	L	90-100
J.6.07	*Provo (d)	L	58-80
F.24.07	21 *San Diego (CA) (d)	W	86-74
J.23.08	*Provo	L	56-59
F.23.08	*San Diego (CA)	W	69-65
M.14.08	24 ^N-Las Vegas (SF)	L	54-63
J.24.09	*Provo	L	71-77
F.24.09	*San Diego (CA)	L	59-69
M.13.09	25 ^N-Las Vegas (SF)	W	64-62
J.23.10	14 *San Diego (VA)	L	69-71
F.24.10	13 *Provo	L	68-82
J.26.11	4 9 *Provo	L	58-71
F.26.11	6 7 *San Diego (VA) (d)	L	67-80
M.12.11	7 8 ^N-Las Vegas (CH) (d)	W	72-54
N.24.14	15 N-Lahaina (MI-QF)	2ot-W	92-87
D.22.18	San Diego (VA) (d)	W	90-81
N.9.19	Provo (d)	W	76-71
D.18.20	18 San Diego (VA) (d)	L	62-72
N.12.21	Provo	L	60-66
N.11.22	19 San Diego (VA)	W	82-75

## Brown

Series: Brown leads, 2-0

Home: 0-2, Away: 0-0, Neutral: 0-0

Date	SD	BR	Location	Score
D.28.79	San Diego (SA)	(CC) (SF)	L	64-71
D.29.78	San Diego (VA)		L	61-82

## Bryant

Series: San Diego State leads, 1-0

Home: 1-0, Away: 0-0, Neutral: 0-0

Date	SD	BR	Location	Score
N.11.11	San Diego (VA) (BT) (so)		W	75-63

## Bucknell

Series: San Diego State leads, 1-0

Home: 1-0, Away: 0-0, Neutral: 0-0

Date	SD	BU	Location	Score
D.27.87	San Diego (SA) (HB) (SF)		W	87-70

## Cal Poly

(formerly Cal Poly-SLO)

Series: San Diego State leads, 36-16

Home: 24-4, Away: 12-12, Neutral: 0-0

Date	SD	CP	Location	Score
F.7.47	*San Diego (AG)		W	57-38
F.8.47	*San Diego		W	55-34
M.1.47	^San Luis Obispo		L	48-64
J.17.48	*San Diego (AG)		W	49-39
F.21.48	*San Luis Obispo		W	61-42
J.8.49	*San Diego (AG)		W	58-48
F.4.49	*San Luis Obispo		L	42-44
J.14.50	*San Diego (AG)		W	51-35
F.4.50	*San Luis Obispo		W	53-49
J.5.51	*San Luis Obispo		L	58-71
F.17.51	*San Diego (AG)		L	56-61
J.12.52	*San Diego (AG)		W	56-55
F.23.52	*San Luis Obispo		L	52-68
J.9.53	*San Luis Obispo		W	84-76
F.21.53	*San Diego (AG)		W	76-71
F.6.54	*San Diego (AG)		L	67-73
F.20.54	*San Luis Obispo		W	110-96
J.15.55	*San Diego (AG)		L	70-75
F.25.55	*San Luis Obispo		L	81-86
J.14.56	San Diego (AG)		W	81-69
F.4.56	San Luis Obispo		L	64-67
M.2.56	*San Diego (AG)		W	93-69
J.5.57	*San Luis Obispo		L	67-72
F.16.57	*San Diego (AG)		W	65-60
F.8.58	*San Diego (AG)		W	82-60
F.21.58	*San Luis Obispo		W	81-60
J.10.59	*San Diego (AG)		W	73-54
F.14.59	*San Luis Obispo		L	53-67
J.15.60	*San Luis Obispo		W	81-64
F.19.60	*San Diego (AG)		L	64-68
J.13.61	*San Luis Obispo		L	50-61
F.17.61	*San Diego (AG)		W	67-60
J.12.62	*San Diego (PG)		W	60-49
F.16.62	*San Luis Obispo		L	84-87
J.12.63	*San Diego (PG)		W	65-58
F.16.63	*San Luis Obispo		W	75-63
J.10.64	*San Luis Obispo		W	84-72
F.14.64	*San Diego (PG)		W	90-64
J.15.65	*San Diego (PG)		W	77-76
F.19.65	*San Luis Obispo		W	83-65
J.15.66	*San Luis Obispo		L	71-77
F.19.66	*San Diego (PG)		W	83-52
J.13.67	*San Diego (PG)		W	96-69
F.17.67	*San Luis Obispo		W	66-64
J.13.68	*San Luis Obispo		L	77-89
F.17.68	*San Diego (PG)		W	94-75
J.10.69	San Diego (PG)		W	74-58
F.14.69	San Luis Obispo		W	77-76
N.30.02	San Luis Obispo		W	65-62
D.18.03	San Diego (CA)		W	90-71
D.13.10	11 San Diego (VA)		W	51-45
D.28.19	15 San Diego (VA)		W	73-57

## Cal Poly Pomona

Series: San Diego State leads, 15-6

Home: 12-2, Away: 3-4, Neutral: 0-0

Date	SD	PO	Location	Score
D.1.62	San Diego (PG) (so)		W	68-58
F.1.64	Pomona		L	68-96
F.8.64	San Diego (PG)		W	86-75
J.23.65	San Diego (PG)		W	65-64
F.5.65	Pomona		L	54-69
D.4.65	Pomona		L	80-82
J.22.66	San Diego (PG)		L	66-79
J.7.67	San Diego (PG)		W	78-66
F.11.67	Pomona		W	76-66
J.5.68	*San Diego (PG)		L	72-75
F.9.68	*Pomona		W	68-64
J.3.69	Pomona		W	76-66
F.7.69	San Diego (PG)		W	99-98
J.3.70	San Diego (PG)		W	86-78
J.24.70	Pomona		L	71-83
D.1.87	San Diego (SA)		W	76-65
D.8.90	San Diego (PG)		W	94-78
D.4.92	San Diego (PG)		W	72-68
N.11.93	San Diego (PG) (so)		W	86-58
N.30.94	San Diego (PG)		W	80-71
D.8.95	San Diego (SA)		W	67-48

## Cal State Dominguez Hills

Series: San Diego State leads, 1-0

Home: 1-0, Away: 0-0, Neutral: 0-0

Date	SD	DH	Location	Score
D.12.18	San Diego (VA)		W	99-46

## Cal State Fullerton

Series: San Diego State leads, 23-10

Home: 14-4, Away: 9-5, Neutral: 0-1

Date	SD	SF	Location	Score
J.18.64	San Diego (PG)		W	94-64
J.31.64	Fullerton		W	89-64
D.12.64	Fullerton		W	96-71
F.13.65	San Diego (PG)		W	96-59
D.28.65	San Diego (PG)		2ot-W	87-86
F.5.65	Fullerton		W	105-72
D.10.66	Fullerton		W	80-64
D.23.66	San Diego (PG)		W	96-68
J.6.68	*San Diego (PG)		W	87-74
F.10.68	*Fullerton		W	84-60
J.4.69	Fullerton		L	59-65
F.28.69	San Diego (PG)		L	62-76
J.2.70	Fullerton		W	75-60
F.10.70	San Diego (PG)		W	112-66
J.25.75	*San Diego (PG)		W	72-65
F.22.75	*Fullerton		L	71-72
J.24.76	*San Diego (PG)		W	63-60
F.21.76	*Fullerton		L	61-71
J.15.77	*Fullerton		W	73-70
F.5.77	*San Diego (PG)		W	61-59
J.26.78	*San Diego (SA)		W	94-69
F.11.78	*Fullerton		W	76-70
M.3.78	^N-Anaheim (PC) (SF)		L	50-64
D.18.79	San Diego (SA)		L	53-68
D.13.80	Fullerton		W	70-64
D.20.94	Fullerton		ot-L	73-83
D.5.95	San Diego (SA)		ot-L	83-85
M.21.98	Fullerton		L	76-79
J.5.00	San Diego (CA)		L	66-72
D.21.04	San Diego (CA)		W	63-60
D.9.09	San Diego (VA)		W	82-68
D.8.21	San Diego (VA)		W	66-56
N.7.22	19 San Diego (VA)		W	80-57

## Cal State Los Angeles

Series: San Diego State leads, 31-20

Home: 16-10, Away: 15-9, Neutral: 0-1

Date	SD	LA	Location	Score
J.17.50	San Diego (AG)		W	68-49
J.12.51	*San Diego (AG)		L	59-63
J.26.51	*Los Angeles		W	58-51
J.26.52	*Los Angeles		L	61-72
F.9.52	*San Diego (AG)		L	53-55
J.16.53	*San Diego (AG)		L	47-49
J.24.53	*Los Angeles		W	75-67
J.23.54	*Los Angeles		W	75-68
F.5.54	*San Diego (AG)		W	75-61
J.22.55	*Los Angeles		W	74-69
F.18.55	*San Diego (AG)		W	59-54
J.5.56	Los Angeles		W	91-72
F.10.56	San Diego (AG)		W	84-52
J.12.57	*San Diego (AG)		W	84-73
F.21.57	*Los Angeles		W	66-61
M.13.57	***N-Evansville, Ind. (QF)		L	55-57
J.25.58	*Los Angeles		W	64-62
F.7.58	*San Diego (AG)		W	67-60
J.17.59	*Los Angeles		W	86-79
F.27.59	*San Diego (AG)		L	73-84
J.22.60	*San Diego (AG)		L	88-104
F.26.60	*Los Angeles		L	71-98
J.27.61	*San Diego (AG)		W	74-73
F.24.61	*Los Angeles		L	50-63
J.26.62	*Los Angeles		W	81-77
F.23.62	*San Diego (PG)		W	85-65
J.5.63	*Los Angeles		W	82-81
F.9.63	*San Diego (PG)		ot-W	86-83
J.24.64	*San Diego (PG)		L	84-91
F.21.64	*Los Angeles		L	82-89
J.30.65	*Los Angeles		L	80-95
F.27.65	*San Diego (PG)		W	88-72
J.28.66	*San Diego (PG)		L	78-80
F.25.66	*Los Angeles		L	75-86
J.28.67	*Los Angeles		W	95-72
F.25.67	*San Diego (PG)		W	89-69
J.26.68	*San Diego (PG)		W	73-72
F.24.68	*Los Angeles		W	85-79
D.7.68	Los Angeles		W	101-89
J.16.70	*Los Angeles		W	90-69
F.20.70	*San Diego (PG)		L	92-97
J.16.71	*San Diego (PG)		L	87-97
F.20.71	*Los Angeles		L	70-77
J.15.72	*San Diego (SA)		W	90-85
M.3.72	*Los Angeles		L	85-92
J.31.73	*San Diego (SA)		W	78-77
F.24.73	*Los Angeles		W	88-87

J.17.74	*San Diego (PG)	L	72-75
F.15.74	*Los Angeles	L	52-77
D.8.81	*San Diego (PG)	W	99-60
D.13.86	San Diego (SA)	W	64-60

## CSU Bakersfield

Series: San Diego State leads, 2-0

Home: 2-0, Away: 0-0, Neutral: 0-0

Date	SD	BA	Location	Score
J.2.13	19 San Diego (VA)		W	72-57
N.20.14	16 San Diego (VA)		W	51-27

## CSUN

(formerly Cal State Northridge & San Fernando Valley St.)

Series: San Diego State leads, 20-6

Home: 13-3, Away: 7-3, Neutral: 0-0

# All-Time Series



MOUNTAIN WEST-RECORD 16-TIME CONFERENCE CHAMPIONS

**Chapman**  
(formerly Chapman College)  
Series: San Diego State leads, 19-5  
Home: 15-4, Away: 3-1, Neutral: 1-0

Date	SD	CH	Location	Score
J.16.26	Los Angeles	W	44-5	
J.5.29	San Diego (YM)	L	25-37	
F.8.30	San Diego (HS)	W	24-17	
J.16.32	San Diego (HS)	W	41-36	
D.14.36	Los Angeles (so)	W	46-44	
J.30.37	San Diego (AG)	W	47-32	
D.10.37	San Diego (AG)	L	38-54	
J.8.38	San Diego (AG)	L	36-43	
D.16.38	Los Angeles	W	61-32	
J.7.39	San Diego (AG)	W	46-27	
E.25.47	San Diego (AG)	W	55-50	
D.10.48	San Diego (AG)	W	47-16	
D.10.49	San Diego (AG)	W	50-40	
D.12.50	San Diego (AG)	W	51-46	
J.27.53	San Diego (AG)	W	89-51	
J.15.54	San Diego (AG)	W	140-37	
M.2.57	**San Diego (AG) (1R)	W	75-56	
D.20.58	San Diego (AG)	W	69-51	
J.7.61	San Diego (AG)	L	47-70	
D.27.63	San Diego (PG)	W	72-48	
F.23.65	San Diego (PG)	W	69-63	
F.8.69	San Diego (PG)	W	99-90	
E.22.69	Orange	L	92-94	
D.21.71	N-Irvine (UC) (SF)	W	99-79	

**Charlotte**  
Series: Charlotte leads, 2-0  
Home: 0-1, Away: 0-0, Neutral: 0-1

Date	SD	CH	Location	Score
D.27.85	San Diego (SA) (HB)	L	76-77	
D.19.86	N-Knoxville (VC)	L	66-81	

**Chicago State**  
Series: San Diego State leads, 1-0  
Home: 1-0, Away: 0-0, Neutral: 0-0

Date	SD	CS	Location	Score
J.10.12 22	San Diego (VA)	W	73-65	

**Cincinnati**  
Series: Cincinnati leads, 1-0  
Home: 0-0, Away: 0-1, Neutral: 0-0

Date	SD	UC	Location	Score
D.17.14 19	Cincinnati	ot-L	62-71	

**College of Charleston**  
Series: San Diego State leads, 2-0  
Home: 0-0, Away: 0-0, Neutral: 2-0

Date	SD	CC	Location	Score
N.28.13	N-Fullerton (WL) (QF)	W	72-52	
M.16.23 18	+N-Orlando (1R)	W	63-57	

**Colorado**  
Series: tied, 3-3  
Home: 2-1, Away: 1-2, Neutral: 0-0

Date	SD	CU	Location	Score
J.4.71	San Diego (PG)	L	77-85	
D.1.71	Boulder (so)	W	79-68	
J.2.73	San Diego (SA)	W	65-60	
D.15.73	Boulder	L	69-82	
D.19.74	Boulder	L	84-85	
J.5.76	San Diego (SA)	W	78-72	

**Colorado State**  
Series: San Diego State leads, 51-43  
Home (Viejas Arena)..... 30-14 (20-4)  
Away (Moby Arena)..... 15-27 (15-27)  
Neutral (Thomas & Mack)..... 6-2 (5-2)

SDSU as Top 25 Team..... 10-1 (H: 6-0, A: 2-1, N: 2-0)  
vs. Top 25 CSU Team..... 2-1 (H: 1-0, A: 0-1, N: 1-0)  
MWC Era..... San Diego State leads, 39-16  
Dutcher vs. CSU..... 11-2 (H: 5-1, A: 4-1, N: 2-0)

Date	SD	CS	Location	Score
D.30.61	San Diego (PG) (KI)	L	57-72	
J.13.79	*Fort Collins	L	76-82	
E.9.79	*San Diego (SA)	W	90-83	
J.3.80	*San Diego (SA)	W	86-71	
F.2.80	*Fort Collins	L	66-68	
J.5.81	*San Diego (SA)	W	78-66	
F.5.81	*Fort Collins	W	53-51	
J.23.82	*Fort Collins	W	57-50	
M.4.82	*San Diego (SA)	W	68-62	
J.27.83	*San Diego (PG)	W	59-45	
F.28.83	*Fort Collins	L	55-70	
F.4.84	*Fort Collins	L	63-68	

E.29.84	*San Diego (PG)	L	59-61
F.7.85	*San Diego (SA)	W	75-72
F.23.85	*Fort Collins	L	72-78
J.4.86	*San Diego (SA)	W	72-56
J.30.86	*Fort Collins	L	72-75
1.10.87	*Fort Collins	L	79-84
F.5.87	*San Diego (SA)	L	62-64
J.22.88	*Fort Collins	L	54-78
M.3.88	*San Diego (SA)	L	59-76
J.5.89	*San Diego (SA)	W	62-57
F.2.89	*Fort Collins	L	47-67
F.18.90	*San Diego (SA)	L	57-64
M.3.90	*Fort Collins	L	45-62
1.12.91	*Fort Collins	L	51-61
F.14.91	*San Diego (SA)	L	50-67
J.30.92	*Fort Collins	L	63-76
E.22.92	*San Diego (SA) (d)	L	66-74
1.9.93	*Fort Collins (d)	L	67-82
F.27.93	*San Diego (PG) (d)	L	78-79
J.8.94	*San Diego (PG)	L	60-74
E.24.94	*Fort Collins	L	83-98
J.4.95	*Fort Collins	L	64-80
M.4.95	*San Diego (PG)	W	75-58
J.2.96	*San Diego (SA)	W	87-67
E.29.96	*Fort Collins	L	74-87
1.18.97	*San Diego (PG)	ot-L	90-93
F.13.97	*Fort Collins	L	74-87
J.27.00	*Fort Collins	L	67-75
E.12.00	*San Diego (CA)	L	46-74
F.5.01	*Fort Collins	L	56-77
M.3.01	*San Diego (CA)	W	78-73
J.19.02	*San Diego (CA)	W	81-69
E.16.02	*Fort Collins	W	75-63
F.1.03	*San Diego (CA)	L	69-72
M.3.03	*Fort Collins	L	89-102
J.24.04	*Fort Collins	2ot-L	82-92
E.23.04	*San Diego (CA)	W	72-64
J.24.05	*San Diego (CA)	W	84-77
F.19.05	*Fort Collins	ot-L	88-93
J.4.06	*San Diego (CA)	W	83-75
F.4.06	*Fort Collins	W	85-81
M.9.06	*N-Denver (QF)	W	64-52
J.13.07	*San Diego (CA) (d)	W	81-76
F.10.07	*Fort Collins (d)	W	81-66
M.8.07	*N-Las Vegas (QF)	L	64-69
J.29.08	*Fort Collins (:20.9)	W	83-82
M.1.08	*San Diego (CA)	W	86-62
J.31.09	*Fort Collins	W	78-59
M.4.09	*San Diego (CA)	W	68-59
J.30.10	*Fort Collins	W	64-52
M.3.10	*San Diego (VA)	W	68-55
M.11.10	*N-Las Vegas (QF) (d)	W	72-71
F.2.11 7	*Fort Collins (:01.8)	W	56-54
M.5.11 9	*San Diego (VA)	W	66-48
J.28.12 13	*Fort Collins (d)	L	60-77
F.25.12 24	*San Diego (VA)	W	74-66
M.9.12 18	*N-Las Vegas (SF)	W	79-69
J.12.13 16	*San Diego (VA)	ot-W	79-72
F.13.13 24	*Fort Collins (24/24)	L	60-66
J.1.14 21	*Fort Collins	W	71-61
E.1.14 5	*San Diego (VA) (d)	W	65-56
J.24.15	*Fort Collins	L	73-79
F.14.15	*San Diego (VA)	W	72-63
M.13.15	*N-Las Vegas (SF)	W	56-43
J.13.16	*Fort Collins	W	69-62
F.2.16	*San Diego (VA)	W	69-67
J.28.17	*San Diego (:03.8) (VA) (d)	L	77-78
F.25.17	*Fort Collins (:04.1)	L	55-56
M.10.17	*N-Las Vegas (SF)	L	63-71
J.2.18	*Fort Collins	W	77-68
J.24.18	*San Diego (VA)	W	97-78
F.12.19	*Fort Collins	W	71-60
D.4.19	*Fort Collins	W	79-57
F.25.20 5	*San Diego (VA)	W	66-60
J.2.21	*San Diego (VA)	L	67-70
J.4.21	*San Diego (VA)	W	78-65
J.8.22 20	*San Diego (VA) (d)	W	79-49
F.4.22	*Fort Collins	L	57-58
M.11.22 23	*N-Las Vegas (SF)	W	63-58
J.18.23	*Fort Collins	ot-W	82-76
F.21.23 22	*San Diego (VA)	W	77-58
M.9.23 20	*N-Las Vegas (QF)	W	64-61

**Columbia**  
Series: San Diego State leads, 1-0  
Home: 1-0, Away: 0-0, Neutral: 0-0

Date	SD	CO	Location	Score
D.31.01	San Diego (CA) (d)	W	75-59	

## Connecticut

Series: Connecticut leads, 2-0  
Home: 0-0, Away: 0-0, Neutral: 0-2

Date	SD	UC	Location	Score
M.24.11 6 9	+N-Anaheim (S16) (d)	L	67-74	
A.3.23 18 10	+N-Houston (CH)	L	59-76	

## Creighton

Series: Creighton leads, 5-4  
Home: 1-1, Away: 0-3, Neutral: 3-1

Date	SD	CR	Location	Score
D.16.48	Omaha	L	33-47	
D.23.70	Omaha	L	68-73	
J.18.73	San Diego (PG)	W	73-68	
J.3.74	Omaha	L	61-79	
N.30.11	San Diego (VA)	L	83-85	
N.29.13 20	N-Fullerton (WL) (SF)	W	86-80	
N.28.19	N-Las Vegas (LV) (SF)	W	83-52	
M.17.22	+N-Fort Worth (1R)	ot-L	69-72	
M.26.23 18	+N-Louisville (EB) (d)	W	57-56	

## Dartmouth

Series: San Diego State leads, 1-0  
Home: 1-0, Away: 0-0, Neutral: 0-0

Date	SD	DA	Location	Score
D.21.87	San Diego (SA)	W	86-59	

## Dayton

Series: Dayton leads, 2-0  
Home: 0-0, Away: 0-1, Neutral: 0-1

Date	SD	UD	Location	Score
D.16.77	Dayton (DI) (SF)	L	71-80	
N.25.03	N-Lahaina, Hawaii (MI) (SF) (d)	L	71-76	

## Delaware

Series: San Diego State leads, 1-0  
Home: 1-0, Away: 0-0, Neutral: 0-0

Date	SD	UD	Location	Score
N.26.88	San Diego (SA) (so)	W	74-61	

## Denver

Series: tied, 1-1  
Home: 0-0, Away: 0-1, Neutral: 0-0

Date	SD	DU	Location	Score
D.30.58	San Diego (AG)	W	61-43	
D.12.62	Denver	L	55-81	

## DePaul

Series: DePaul leads, 2-0  
Home: 0-1, Away: 0-1, Neutral: 0-0

Date	SD	DP	Location	Score
D.19.72	Chicago	L	75-89	
D.30.80	San Diego (SA) (CC)	L	69-85	

## Doane College

Series: San Diego State leads, 1-0  
Home: 1-0, Away: 0-0, Neutral: 0-0

Date	SD	DC	Location	Score
D.7.82	San Diego (PG)	W	100-88	

## Drake

Series: Drake leads, 4-3  
Home: 1-0, Away: 2-4, Neutral: 0-0

Date	SD	DU	Location	Score
D.19.47	Des Moines	L	38-50	
D.18.50	Des Moines	W	57-50	
D.21.61	Des Moines	L	51-82	
D.16.63	Des Moines	L	49-79	
J.8.77	Des Moines	L	80-103	
N.25.77	San Diego (SA) (so)	W	100-72	
D.22.09	Des Moines	ot-W	76-73	

## Duke

Series: Duke leads, 3-0  
Home: 1-0, Away: 0-1, Neutral: 0-2

Date	SD	DU	Location	Score
D.29.01	1 Durham (d)	L	79-92	
M.22.15	4 +N-Charlotte (3R)	L	49-68	
N.19.18	1 N-Maui (MI) (d)	L	64-90	

## East Carolina

Series: San Diego State leads, 1-0  
Home: 1-0, Away: 0-0, Neutral: 0-0

Date	SD	EC	Location	Score
N.23.15	San Diego (VA)	W	79-54	

## East Tennessee State

Series: San Diego State leads, 1-0  
Home: 1-0, Away: 0-0, Neutral: 0-0

Date	SD	ET	Location	Score
D.29.83	San Diego (SA) (CC)	W	80-58	

## Eastern Illinois

Series: San Diego State leads, 1-0  
Home: 1-0, Away: 0-0, Neutral: 0-0

Date	SD	EL	Location	Score
N.20.17	San Diego (VA)	W	94-63	

## Eastern Washington

Series: tied, 3-3  
Home: 3-1, Away: 0-1, Neutral: 0-1

Date	SD	EW	Location	Score
N.30.85	N-Fresno (SM)	ot-L	79-81	
N.30.96	San Diego (SA)	W	80-55	
N.22.97	Cheney	L	52-69	
D.20.01	San Diego (CA)	W	86-58	
N.23.02	San Diego (CA) (so)	L	70-75	
D.20.03	San Diego (CA)	W	79-66	

## Elon

Series: San Diego State leads, 1-0  
Home: 1-0, Away: 0-0, Neutral: 0-0

Date	SD	EL	Location	Score
D.22.11	San Diego (VA) (d)	W	81-55	

## Evansville

Series: Evansville leads, 4-1  
Home: 1-1, Away: 0-3, Neutral: 0-0

Date	SD	EV	Location	Score
D.8.61	San Diego	L	84-89	
D.14.61	Evansville	L	61-83	
D.22.65	Evansville	L	76-89	
D.13.66	San Diego (PG)	W	105-83	
D.21.68	Evansville	L	87-94	

## Florida

Series: tied, 1-1  
Home:



# All-Time Series



MOUNTAIN WEST-RECORD 16-TIME CONFERENCE CHAMPIONS

D.1.79 San Diego (PG) (so) W 101-77

## Fresno State

Series: San Diego State leads, 70-56

Home (Viejas Arena).....41-20 (8-5)

Away (Save Mart Center).....26-33 (10-4)

Neutral (Thomas & Mack).....3-3 (2-2)

SDSU as Top 25 Team.....8-0 (H: 2-0, A: 6-0)

vs. Top 25 Fresno Team.....1-0 (H: 1-0)

MWC Era.....San Diego State leads, 16-8

Dutcher vs. Fresno.....9-4 (H: 2-2, A: 5-2, N: 2-0)

Date	SD	FS	Location	Score
J.5.40	*	San Diego (AG)	W	42-29
J.6.40	*	San Diego (AG)	W	62-24
J.10.41	*	San Diego (AG)	W	45-31
J.11.41	*	San Diego (AG)	W	45-31
J.24.41	*	Fresno	W	46-39
J.25.41	*	Fresno	W	52-38
F.6.42	*	San Diego (AG)	W	36-35
F.7.42	*	San Diego (AG)	W	37-26
F.20.42	*	Fresno	L	30-59
F.21.42	*	Fresno	W	48-46
J.18.46		San Diego (AG)	W	48-29
J.19.46		San Diego (AG)	W	57-33
F.8.46		Fresno	W	38-33
F.9.46		Fresno	W	52-40
J.10.47	*	Fresno	W	51-29
F.14.47	*	San Diego (AG)	W	45-31
F.15.47	*	San Diego (AG)	L	35-37
F.6.48	*	San Diego (AG)	W	43-38
F.7.48	*	San Diego (AG)	W	57-47
F.27.48	*	Fresno	L	64-70
J.14.49	*	Fresno	W	63-54
F.25.49	*	San Diego (AG)	W	71-51
F.18.50	*	Fresno	L	55-61
F.25.50	*	San Diego (AG)	W	84-65
J.13.51	*	San Diego (AG)	W	69-52
J.27.51	*	Fresno	W	54-49
J.12.53	*	San Diego (AG)	W	71-56
M.2.53	*	Fresno	W	82-79
J.9.54	*	San Diego (AG)	W	66-51
J.30.54	*	Fresno	W	78-67
J.29.55	*	Fresno	W	73-56
F.1.55	*	San Diego (AG)	W	82-64
J.27.56	*	Fresno	W	96-88
J.28.56	*	Fresno	L	86-88
F.8.57	*	San Diego (AG)	L	78-83
F.9.57	*	San Diego (AG)	L	55-71
J.10.58	*	San Diego (AG)	ot-W	73-71
J.31.58	*	Fresno	L	65-93
M.4.58	*	N-Los Angeles	ot-L	73-76
J.30.59	*	Fresno	L	59-73
F.20.59	*	San Diego (AG)	W	74-69
J.23.60	*	San Diego (AG)	L	57-61
J.29.60	*	Fresno	L	62-80
J.14.61	*	Fresno	L	53-54
F.18.61	*	San Diego (AG)	L	60-64
J.13.62	*	San Diego (PG)	L	65-77
F.17.62	*	Fresno	L	69-73
J.11.63	*	San Diego (PG)	ot-W	65-60
F.15.63	*	Fresno	L	56-64
J.11.64	*	Fresno	L	63-74
F.15.64	*	San Diego (PG)	L	61-68
J.16.65	*	San Diego (PG)	W	69-67
F.20.65	*	Fresno	L	72-90
J.14.66	*	Fresno	L	49-86
F.18.66	*	San Diego (PG)	W	69-66
J.14.67	*	San Diego (PG)	W	84-63
F.18.67	*	Fresno	L	62-76
J.12.68	*	Fresno	W	71-60
F.16.68	*	San Diego (PG)	W	86-70
J.11.69	*	San Diego (PG)	L	78-91
F.15.69	*	Fresno	L	69-87
J.30.70	*	San Diego (PG)	L	86-88
F.13.70	*	Fresno	L	91-100
J.30.71	*	Fresno	L	96-97
F.13.71	*	San Diego (PG)	W	106-95
F.4.72	*	San Diego (SA)	W	73-72
M.4.72	*	Fresno	W	90-80
J.13.73	*	Fresno	W	79-71
M.3.73	*	San Diego (SA)	W	76-75
J.19.74	*	San Diego (PG)	W	57-56
F.16.74	*	Fresno	W	80-78
J.30.75	*	San Diego (PG)	W	73-60
M.2.75	*	Fresno (d)	L	64-68
J.31.76	*	San Diego (PG)	W	103-84
F.26.76	*	Fresno	L	82-87
J.27.77	*	Fresno	L	61-77
F.19.77	*	San Diego (PG)	W	80-58

M.2.77	^	San Diego (PG) (1R)	W	51-41
J.21.78	*	Fresno	L	49-59
F.16.78	*	San Diego (SA)	W	45-41
D.28.85	*	San Diego (SA) (HB)	L	49-61
J.30.93	*	San Diego (PG) (d)	L	67-72
F.6.93	*	Fresno	L	70-78
J.27.94	*	Fresno	L	59-76
F.3.94	*	San Diego (PG)	L	79-93
J.21.95	*	San Diego (PG)	L	65-69
F.11.95	*	Fresno	L	58-66
M.8.95	^	N-Albuquerque (1R)	W	71-57
J.18.96	*	Fresno	L	67-79
F.8.96	*	San Diego (SA)	ot-L	89-99
J.30.97	*	Fresno	L	71-87
M.1.97	*	San Diego (SA) (d)	L	92-103
J.31.98	*	San Diego (CA)	L	94-97
F.26.98	*	Fresno	L	70-86
M.5.98	^	N-Las Vegas (QF)	L	57-92
J.28.99	*	Fresno	L	80-101
F.25.99	*	San Diego (CA)	L	84-95
N.27.00	*	Fresno	L	62-70
D.8.01	21	San Diego (CA)	W	93-78
N.11.07	*	Fresno (d) (WV)	W	89-72
N.22.08	*	San Diego (CA) (d)	W	80-56
N.23.09	*	Fresno (WV)	W	62-58
J.9.13	16	*Fresno	W	65-62
F.9.13	*	San Diego (VA) (d)	W	75-53
J.15.14	10	*San Diego (VA)	W	68-60
M.1.14	13	*Fresno	W	82-67
J.3.15	*	Fresno	L	57-59
J.27.15	*	San Diego (VA)	W	58-47
J.19.16	*	San Diego (VA)	ot-W	73-67
F.10.16	*	Fresno	L	57-58
M.12.16	^	N-Las Vegas (CH) (d)	L	63-68
F.4.17	*	Fresno (d)	W	70-67
F.22.17	*	San Diego (VA)	L	55-63
J.17.18	*	San Diego (VA)	L	73-77
F.6.18	*	Fresno	L	61-79
M.8.18	^	N-Las Vegas (QF) (d)	W	64-52
J.22.19	*	Fresno	L	62-66
M.6.19	*	San Diego (VA)	L	74-76
J.1.20	13	*San Diego (VA) (d)	W	61-52
J.14.20	7	*Fresno	W	64-55
F.18.21	25	*Fresno	W	67-53
F.20.21	25	*Fresno	W	75-57
F.19.22	*	Fresno	W	61-44
M.3.22	*	San Diego (VA)	2ot-W	65-64
M.10.22	*	N-Las Vegas (QF)	W	53-46
F.15.23	21	*Fresno	W	45-43

## Furman

Series: San Diego State leads, 1-0

Home: 0-0, Away: 0-0, Neutral: 1-0

Date	SD	FU	Location	Score
M.18.23	18	+N-Orlando (2R) (d)	W	75-52

## George Washington

Series: George Washington leads, 1-0

Home: 0-0, Away: 0-0, Neutral: 0-1

Date	SD	SDGW	Location	Score
M.29.16		~N-New York City (SF)	L	46-65

## Georgetown

Series: tied, 1-1

Home: 0-0, Away: 0-1, Neutral: 1-0

Date	SD	GT	Location	Score
D.5.81	20	Washington, D.C. (d)	L	53-71
N.25.21		N-Anaheim (WL)	W	73-56

## Georgia

Series: San Diego State leads, 1-0

Home: 0-0, Away: 0-0, Neutral: 1-0

Date	SD	GA	Location	Score
N.24.17		N-Fullerton (WL) (SF) (d)	W	75-68

## Georgia Tech

Series: San Diego State leads, 1-0

Home: 1-0, Away: 0-0, Neutral: 0-0

Date	SD	GT	Location	Score
M.23.16		~San Diego (QF) (VA)	W	72-56

## Gonzaga

Series: tied, 2-2

Home: 1-0, Away: 1-1, Neutral: 0-1

Date	SD	GU	Location	Score
D.19.59		N-Portland (TR)	L	69-72
N.16.10	25	11 Spokane (CB)	W	79-76
N.14.16	14	Spokane	L	48-69
D.21.17	12	San Diego (VA)	W	72-70

## Grand Canyon

Series: Grand Canyon leads, 3-1

Home: 1-2, Away: 0-1, Neutral: 0-0

Date	SD	GC	Location	Score
F.23.80		San Diego (SA)	L	68-86
D.18.15		San Diego (VA)	L	45-52
D.7.16		Phoenix	L	72-76
N.13.19		San Diego (VA)	W	86-61

## Green Bay

Series: San Diego State leads, 1-0

Home: 0-0, Away: 0-0, Neutral: 1-0

Date	SD	GB	Location	Score
N.20.10	25	N-Oxford (CB)	W	79-70

## Hampton

Series: San Diego State leads, 1-0

Home: 0-0, Away: 0-0, Neutral: 1-0

Date	SD	HA	Location	Score
N.29.08		N-Anchorage (GA) (CH)	W	76-47

## Hardin-Simmons

Series: San Diego State leads, 2-0

Home: 2-0, Away: 0-0, Neutral: 0-0

Date	SD	HS	Location	Score
D.4.72		San Diego (SA)	W	70-67
D.20.88		San Diego (SA) (MD)	W	88-59

## Harvard

Series: San Diego State leads, 1-0

Home: 0-0, Away: 0-0, Neutral: 1-0

Date	SD	H	Location	Score
D.28.74		N-Tulsa (OR)	W	69-53

## Hawaii

Series: Hawaii leads, 27-19

Home: 13-10, Away: 6-17, Neutral: 0-0

Date	SD	UH	Location	Score
F.4.71		San Diego (PG)	W	107-95
F.25.72	17	Honolulu	L	75-94
F.26.72	17	Honolulu	L	83-91
J.8.80	*	San Diego (SA)	ot-L	76-78
F.9.80	*	Honolulu	L	69-79
F.24.81	*	San Diego (SA)	W	90-77
F.28.81	*	Honolulu	W	80-65
J.9.82	*	Honolulu	L	63-70
F.13.82	*	San Diego (SA)	W	79-60
J.22.83	*	Honolulu	L	75-98
F.19.83	*	San Diego (SA)	W	74-71
J.28.84	*	San Diego (SA) (d)	W	73-68
F.25.84	*	Honolulu	L	55-57
J.24.85	*	Honolulu	W	70-66
F.21.85	*	San Diego (SA)	L	68-69
J.23.86	*	Honolulu	L	80-83
F.15.86	*	San Diego (SA) (d)	W	80-70
J.26.87	*	Honolulu	L	67-76
F.21.87	*	San Diego (SA)	W	92-89
M.3.87	*	San Diego (SA) (1R)	W	93-90
F.1.88	*	Honolulu	W	59-58
F.25.88	*	San Diego (SA)	W	74-71
J.26.89	*	Honolulu	L	62-65
F.16.89	*	San Diego (SA)	L	60-73
J.25.90	*	Honolulu	L	63-75
M.1.90	*	San Diego (SA)	L	61-74
F.21.91	*	San Diego (SA)	ot-L	79-84
M.2.91	*	Honolulu	L	58-65
F.15.92	*	San Diego (SA) (d)	L	58-66
M.6.92	*	Honolulu	L	54-69
J.3.93	*	Honolulu	L	67-81
M.6.93	*	San Diego (PG) (d)	L	58-72
J.3.94	*	San Diego (PG)	L	73-78
M.5.94	*	Honolulu	W	84-74
J.28.95	*	Honolulu	L	62-91
F.4.95	*	San Diego (PG)	L	58-65
J.28.96	*	Honolulu	L	79-88
F.3.96	*	San Diego (SA)	W	103-94
J.25.97	*	San Diego (SA)	L	63-85
F.19.97	*	Honolulu	L	62-74
J.10.98	21	*San Diego (CA) (d)	W	81-72
F.4.98	*	Honolulu	W	76-67
J.23.99	*	Honolulu	L	67-87
F.20.99	*	San Diego (CA)	W	78-72
D.14.01		Honolulu	W	61-58
D.14.02		San Diego (CA)	W	60-49

## High Point

# All-Time Series



MOUNTAIN WEST-RECORD 16-TIME CONFERENCE CHAMPIONS

## Iowa State

Series: Iowa State leads, 4-2  
**Home: 2-1, Away: 0-2, Neutral: 0-1**

Date	SD	IS	Location	Score
D.22.62			San Diego (PG) (BF)	L 59-72
D.14.63			Ames	L 56-93
J.8.76			San Diego (PG)	W 92-78
J.3.04			San Diego (CA)	W 86-76
D.28.04			Ames	L 59-69
N.21.18			N-Mauai (MI) (SP) (d)	L 57-87

## Jackson State

Series: San Diego State leads, 1-0  
**Home: 1-0, Away: 0-0, Neutral: 0-0**

Date	SD	JS	Location	Score
N.27.18			San Diego (VA)	W 87-44

## James Madison

Series: James Madison leads, 1-0  
**Home: 0-0, Away: 0-0, Neutral: 0-1**

Date	SD	JM	Location	Score
N.25.89			N-Mauai (MC-C/SF) (d)	L 53-56

## Kansas

Series: tied, 2-2  
**Home: 1-1, Away: 1-1, Neutral: 0-0**

Date	SD	KU	Location	Score
D.23.78			7 San Diego (SA)	W 81-69
D.8.79			19 Lawrence	L 66-79
J.5.14			21 16 Lawrence (d)	W 61-57
D.22.15			2 San Diego (VA)	L 57-70

## Kansas State

Series: tied, 2-2  
**Home: 2-0, Away: 0-1, Neutral: 0-1**

Date	SD	KS	Location	Score
N.27.72			17 Manhattan (so)	L 67-79
D.21.73			13 San Diego (13)	W 88-75
N.27.87			N-Fresno (SM-SF) (so)	L 68-79
M.20.09			~H-Jenny Craig Pavilion (2R)	W 70-52

## Kennesaw State

Series: San Diego State leads, 1-0  
**Home: 1-0, Away: 0-0, Neutral: 0-0**

Date	SD	KS	Location	Score
D.12.22			San Diego (VA)	W 88-54

## LIU

Series: San Diego State leads, 1-0  
**Home: 1-0, Away: 0-0, Neutral: 0-0**

Date	SD	LI	Location	Score
N.22.19			San Diego (VA)	W 81-64

## La Salle

Series: tied, 1-1  
**Home: 1-1, Away: 0-0, Neutral: 0-0**

Date	SD	LS	Location	Score
D.28.76			San Diego (SA) (CC)	L 84-88
D.29.80			San Diego (SA) (CC)	W 93-67

## Lafayette

Series: San Diego State leads, 1-0  
**Home: 1-0, Away: 0-0, Neutral: 0-0**

Date	SD	LA	Location	Score
D.30.06			San Diego (CA)	W 78-68

## Lamar

Series: Lamar leads, 2-0  
**Home: 0-1, Away: 0-1, Neutral: 0-0**

Date	SD	LA	Location	Score
D.22.90			San Diego (SA) (TS)	L 70-71
D.22.92			Beaumont	L 65-90

## Liberty

Series: San Diego State leads, 1-0  
**Home: 0-0, Away: 0-0, Neutral: 1-0**

Date	SD	LI	Location	Score
N.9.07			N-Fresno (so) (WV)	W 62-50

## Little Rock

Series: Little Rock leads, 1-0  
**Home: 0-1, Away: 0-0, Neutral: 0-0**

Date	SD	LR	Location	Score
N.21.15			San Diego (VA) (d)	L 43-49

## Long Beach State

Series: San Diego State leads, 39-22  
**Home: 21-10, Away: 18-12, Neutral: 0-0**

Date	SD	LB	Location	Score
D.19.53			San Diego (AG)	W 95-59
F.3.56			Long Beach	W 74-38
F.25.56			San Diego (AG)	W 91-60
J.11.57			*San Diego (AG)	W 79-69
F.2.57			*Long Beach	W 71-64
J.18.58			*Long Beach	W 73-53
F.28.58			*San Diego (AG)	W 67-59
J.16.59			*Long Beach	W 71-63
F.21.59			*San Diego (AG)	W 84-64
J.9.60			*San Diego (AG)	W 67-61
F.12.60			*Long Beach	L 72-104
J.6.61			*San Diego (AG)	W 72-71
F.10.61			*Long Beach	L 73-79
J.5.62			*Long Beach	L 55-80
F.9.62			*San Diego (PG)	L 78-79
F.1.63			*San Diego (PG)	ot-W 85-80
M.1.63			*Long Beach	L 63-78
J.3.64			*San Diego (PG)	W 74-70
F.7.64			*Long Beach	W 80-69
R.8.65			*Long Beach	W 69-62
F.12.65			*San Diego (PG)	L 66-72
J.7.66			*San Diego (PG)	W 102-81
F.11.66			*Long Beach	W 84-65
J.6.67			*Long Beach	W 74-56
F.10.67			*San Diego (PG)	W 84-66
F.2.68			*San Diego (PG)	L 57-62
M.1.68			*Long Beach	W 84-72
J.9.70			*San Diego (PG)	L 56-60
F.27.70			*Long Beach	L 55-74
J.8.71			*San Diego (PG)	L 73-83
F.26.71			20 *Long Beach	L 61-63
J.6.72			8 *San Diego (SA)	L 75-89
F.12.72			8 *Long Beach	L 68-85
F.7.73			3 *Long Beach	L 76-97
F.10.73			3 *San Diego (SA)	L 66-84
F.7.74			9 *Long Beach	L 48-64
F.9.74			9 *San Diego (SA)	L 72-98
F.1.75			*San Diego (PG)	W 84-77
F.27.75			*Long Beach	L 74-97
J.29.76			*San Diego (PG)	W 79-52
F.28.76			*Long Beach	ot-W 67-62
J.29.77			*Long Beach	L 83-85
F.17.77			*San Diego (PG)	L 73-75
F.2.78			*San Diego (SA)	W 88-82
F.4.78			*Long Beach	L 79-89
D.27.80			Long Beach	W 71-68
D.22.81			San Diego (SA)	W 92-84
D.1.82			Long Beach	W 93-80
F.22.83			San Diego (SA)	W 91-76
D.6.83			San Diego (SA)	W 91-76
D.15.84			Long Beach	W 62-60
F.12.85			San Diego (SA)	W 86-69
D.23.97			Long Beach	W 66-63
N.28.98			San Diego (d)	L 70-75
D.10.02			Long Beach	W 64-55
N.21.03			San Diego (CA) (so)	W 74-44
N.13.10			25 Long Beach (d)	W 81-65
N.19.11			San Diego (VA) (d)	ot-W 77-73
D.10.14			18 San Diego (VA)	W 60-59
D.1.15			Long Beach	W 76-72
N.30.21			San Diego (VA)	W 72-47

## Louisiana Tech

Series: tied, 1-1  
**Home: 1-0, Away: 0-0, Neutral: 0-1**

Date	SD	LT	Location	Score
J.22.71			San Diego (PG)	W 88-78
N.29.85			N-Fresno (SM-SF)	L 72-74

## Louisiana-Lafayette

Series: San Diego State leads, 1-0  
**Home: 0-0, Away: 0-0, Neutral: 1-0**

Date	SD	LL	Location	Score
D.21.84			N-Las Vegas (LV)	W 86-73

## Loyola-Chicago

Series: Loyola-Chicago leads, 1-0  
**Home: 0-0, Away: 0-1, Neutral: 0-0**

Date	SD	LC	Location	Score
D.3.16			Chicago (d)	L 59-65

## Loyola Marymount

Series: San Diego State leads, 33-26  
**Home: 25-9, Away: 8-17, Neutral: 0-0**

Date	SD	LM	Location	Score
J.23.26			Los Angeles	L 14-20
F.6.26			San Diego (AN)	W 24-17
J.12.38			Los Angeles	W 34-31
J.28.38			San Diego (AG)	L 21-39
D.22.38			San Diego (AG)	W 47-39
D.23.38			San Diego (AG)	L 27-30
F.9.40			San Diego (AG)	W 29-28
F.10.40			San Diego (AG)	W 32-28
J.9.42			San Diego (AG)	W 36-29
J.10.42			San Diego (AG)	L 27-35
J.8.43			San Diego (HS)	W 36-34
J.9.43			San Diego (HS)	W 34-30
D.15.46			San Diego (AG)	W 47-25
F.1.47			Los Angeles	L 45-51
J.24.48			San Diego (AG)	L 27-28
J.30.48			Los Angeles	L 31-40
J.4.49			San Diego (AG)	L 50-59
F.19.49			San Diego (AG)	W 50-49
D.27.49			Los Angeles	L 49-52
J.7.50			San Diego (AG)	L 55-58
F.3.51			San Diego (AG)	L 50-52
M.3.51			Los Angeles	L 56-67
N.30.51			Los Angeles (so)	L 56-66
J.5.52			San Diego (AG)	W 65-60
D.5.52			Los Angeles	L 68-79
J.17.53			San Diego (AG)	W 60-59
D.5.53			Los Angeles	L 52-67
E.13.54			San Diego (AG)	W 59-58
D.14.54			Los Angeles	L 67-71
J.11.55			San Diego (AG)	L 52-69
D.6.55			Los Angeles	L 70-74
J.24.56			San Diego (AG)	W 90-81
D.1.56			Los Angeles	W 61-47
F.26.57			San Diego (AG)	W 76-64
D.18.57			San Diego (AG)	W 79-56
E.14.58			Los Angeles	W 76-58
D.9.58			Los Angeles	W 54-48
J.24.59			San Diego (AG)	W 59-49
D.4.59			Los Angeles	L 54-69
D.8.59			San Diego (AG)	ot-W 59-57
F.21.61			San Diego (AG)	L 47-73
D.5.61			Los Angeles	L 54-90
D.11.70			Los Angeles	L 85-91
J.23.71			San Diego (PG)	W 100-75
D.9.72			San Diego (SA)	W 88-67
J.22.73			Los Angeles	L 59-65
J.4.75			San Diego (PG)	W 57-55
D.23.93			Los Angeles	ot-W 88-84
D.7.94			San Diego (PG)	L 67-75
N.28.95			Los Angeles	W 62-61
D.14.96			San Diego (PG)	W 93-81
D.5.98			Los Angeles (d)	L 65-73
D.30.99			San Diego (CA)	W 70-63
J.6.01			Los Angeles	W 61-58
J.3.03			San Diego (CA)	W 79-69
D.18.04			Los Angeles	L 68-72
D.31.05			San Diego (CA) (d)	W 84-68
D.16.06			San Diego (CA)	W 74-63
N.28.07			Los Angeles	W 78-56

## Manhattan

Series: San Diego State leads, 1-0  
**Home: 1-0, Away: 0-0, Neutral: 0-0**

Date	SD	MA	Location	Score
D.27.86			San Diego (SA) (HB)	W 77-69

## Marquette

Series: Marquette leads, 3-1  
**Home: 0-1, Away: 0-2, Neutral: 1-0**

Date	SD	MU	Location	Score
D.20.48			Milwaukee	L 50-56
J.8.74			7 Milwaukee	L 66-90
J.6.75			13 San Diego (SA)	L 54-58
D.1.13			25 N-Anaheim (WL) (CH)	W 67-59

## UMBC

Series: San Diego State leads, 1-0  
**Home: 1-0, Away: 0-0, Neutral: 0-0**

Date	SD	BC	Location	Score
D.20.05			San Diego (CA)	W 58-45

## Marshall

Series: San Diego State leads, 1-0  
**Home: 1-0, Away: 0-0, Neutral: 0-0**

Date	SD	MU	Location	Score
J.2.48			San Diego	W 41-23

## McNeese

Series: San Diego State leads, 3-0  
**Home: 2-0, Away: 0-0, Neutral: 1-0**

Date	SD	MN	Location	Score
D.20.84			N-Las Vegas (LV)	W 91-85
D.21.13			24 San Diego (VA)	W 65-36
N.17.17			San Diego (VA)	W 83-52

## Memphis

Series: Memphis leads, 1-0  
**Home: 0-0, Away: 0-1, Neutral: 0-0**



# All-Time Series



MOUNTAIN WEST-RECORD 16-TIME CONFERENCE CHAMPIONS

## Montana

Series: San Diego State leads, 1-0  
**Home: 0-0, Away: 0-0, Neutral: 1-0**

Date	SD	MT	Location	Score
D.28.68			N-Las Vegas (NV)	W 71-61

## Montana State

Series: San Diego State leads, 1-0  
**Home: 0-0, Away: 0-0, Neutral: 1-0**

Date	SD	MS	Location	Score
M.11.41			"N-Kansas City	W 46-29

## Morgan State

Series: San Diego leads, 2-0  
**Home: 2-0, Away: 0-0, Neutral: 0-0**

Date	SD	MS	Location	Score
D.1.84			San Diego (SA)	W 128-68
D.18.00			San Diego (CA)	W 78-64

## Murray State

Series: San Diego State leads, 2-0  
**Home: 0-0, Away: 0-0, Neutral: 2-0**

Date	SD	MS	Location	Score
M.15.41			"N-Kansas City	W 36-34
N.10.06			N-Moraga (.00.0) (SI) (so)	W 87-84

## Navy

Series: San Diego State leads, 3-0  
**Home: 3-0, Away: 0-0, Neutral: 0-0**

Date	SD	NV	Location	Score
J.7.81			San Diego (SA)	W 90-77
J.3.84			San Diego (SA)	W 88-81
D.17.07			San Diego (CA)	W 86-76

## Nebraska

Series: San Diego State leads, 1-0  
**Home: 0-0, Away: 1-0, Neutral: 0-0**

Date	SD	UN	Location	Score
D.3.71			Lincoln	W 63-61

## Nevada

Series: San Diego State leads, 25-7  
**Home (Viejas Arena).....13-1 (11-1)**  
**Away (Lawlor Events Center).....7-6 (6-5)**  
**Neutral (Thomas & Mack Center).....5-0 (4-0)**  
**SDSU as Top 25 Team.....4-1 (H: 2-0, A: 1-1, N: 1-0)**  
**vs. Top 25 Nevada Team.....4-2 (H: 2-0, A: 0-2, N: 2-0)**  
**MWC Era.....San Diego State leads, 20-4**  
**Dutcher vs. Nevada.....12-3 (H: 7-0, A: 2-3, N: 3-0)**

Date	SD	UN	Location	Score
D.14.56			Reno	W 80-72
D.15.56			Reno	W 74-64
D.29.61			San Diego (KI)	W 83-62
D.12.75			N-Salt Lake City (UT)	W 86-65
D.27.75			Reno	L 89-90
D.3.77			San Diego (SA)	W 113-88
N.14.98			San Diego (CA) (so)	ot-L 71-76
D.9.98			Reno	L 75-94
J.23.13			"Reno	W 78-57
E.23.13			"San Diego (VA) (d)	W 88-75
F.8.14			"San Diego (VA)	W 73-58
F.4.15			"Reno	W 65-63
M.7.15			"San Diego (VA)	W 67-43
J.26.16			"Reno	W 57-54
M.11.16			"N-Las Vegas (SF)	W 67-55
J.4.17			"Reno	L 69-72
F.12.17			"San Diego (VA) (d)	W 70-56
F.10.18	23		"Reno	L 58-83
M.3.18	21		"San Diego (VA)	W 79-74
M.9.18	22		"N-Las Vegas (SF)	W 90-73
F.20.19	6		"San Diego (VA) (d)	W 65-57
M.3.19	17		"Reno	L 53-81
M.9.19	14		"N-Las Vegas (SF)	W 65-56
J.18.20	7		"San Diego	W 68-55
F.29.20	5		"Reno	W 83-76
J.7.21			"San Diego (VA)	W 65-60
J.9.21			"San Diego (VA) (:00)	W 69-67
M.12.21	19		"N-Las Vegas (SF)	W 77-70
F.6.22			"San Diego (VA) (d)	W 65-63
M.5.22			"Reno	W 79-78
J.10.23	23		"San Diego (VA) (d)	W 74-65
J.31.23	22		"Reno	L 66-75

## New Mexico

Series: New Mexico leads, 49-44  
**Home (Viejas Arena).....28-14 (15-8)**  
**Away (The Pit).....13-30 (13-30)**  
**Neutral (Thomas & Mack Center).....3-5 (1-2)**  
**SDSU as Top 25 Team.....7-5 (H: 3-2, A: 4-1, N: 0-2)**  
**vs. Top 25 UNM Team.....5-7 (H: 4-1, A: 0-4, N: 1-2)**  
**MWC Era.....San Diego State leads, 27-23**  
**Dutcher vs. New Mexico.....6-3 (H: 3-1, A: 2-2, N: 1-0)**

Date	SD	NM	Location	Score
J.2.76			San Diego (SA)	W 78-58
D.20.76			Albuquerque	L 104-107
J.25.79			"San Diego (SA)	W 78-72
F.24.79			"Albuquerque	L 78-84
J.19.80			"Albuquerque	L 72-73
F.14.80			"San Diego (SA)	W 76-74
J.30.81			"Albuquerque	L 98-100
M.7.81			"San Diego (SA)	W 92-84
J.14.82			"San Diego (SA)	W 78-62
E.20.82			"Albuquerque	W 86-79
F.8.83			"Albuquerque	W 61-37
M.5.83			"San Diego (SA) (d)	W 77-73
J.14.84			"Albuquerque	W 74-68
F.11.84			"San Diego (SA) (d)	W 61-60
J.18.85			"Albuquerque	L 85-94
F.16.85			"San Diego (SA)	W 99-80
M.8.85			"N-El Paso, Texas (SF)	W 98-84
J.16.86			"San Diego (SA)	W 71-68
M.1.86			"Albuquerque	ot-L 92-95
J.3.87			"San Diego (SA)	L 84-88
F.14.87			"Albuquerque	L 66-76
J.14.88	18		"San Diego (SA)	W 64-59
F.12.88			"Albuquerque	L 85-93
J.21.89			"San Diego (SA) (d)	L 76-83
M.2.89			"Albuquerque	L 72-102
J.18.90			"San Diego (SA)	W 78-62
F.24.90			"Albuquerque	L 69-91
J.17.91			"San Diego (SA)	W 52-51
J.24.91			"Albuquerque	L 68-79
J.16.92			"Albuquerque	L 68-90
J.25.92			"San Diego (SA) (d)	L 61-71
J.17.93			"San Diego (PG) (d)	L 52-77
F.20.93			"Albuquerque	L 55-71
J.13.94			"Albuquerque	L 59-72
F.17.94			"San Diego (PG)	L 61-65
M.10.94			"N-Salt Lake City (QF)	L 46-61
J.9.95			"San Diego (PG)	ot-W 72-69
E.25.95			"Albuquerque	L 42-67
J.8.96	25		"Albuquerque	L 74-77
F.22.96			"San Diego (SA)	L 78-83
J.25.96			"Albuquerque (QF)	L 75-94
J.7.99	15		"Albuquerque	L 60-90
F.8.99	17		"San Diego (CA)	L 60-85
F.5.00			"San Diego (CA) (d)	L 57-78
F.26.00			"Albuquerque	L 49-78
J.8.01			"San Diego (CA)	L 67-75
F.17.01			"Albuquerque (d)	L 54-72
F.2.02			"Albuquerque	W 78-65
F.28.02			"San Diego (CA)	W 84-71
J.25.03			"Albuquerque	L 62-66
F.24.03			"San Diego (CA)	W 89-73
F.2.04			"San Diego (CA)	W 72-68
F.28.04			"Albuquerque	L 60-72
J.31.05			"Albuquerque	L 71-88
F.26.05			"San Diego (CA)	L 61-78
M.11.05			"N-Denver (PC) (SF)	L 67-77
J.25.06			"San Diego (CA)	W 75-69
E.25.06			"Albuquerque (d)	W 73-66
J.17.07			"San Diego (CA)	W 73-68
F.20.07			"Albuquerque	ot-W 81-74
J.12.08			"Albuquerque	W 72-67
F.13.08			"San Diego (CA)	L 63-73
J.21.09			"San Diego (CA)	W 81-76
F.21.09			"Albuquerque (d)	L 49-75
J.5.10	15		"San Diego (VA)	W 74-64
F.6.10	15		"Albuquerque (d) (:02.7)	ot-L 86-88
M.12.10	8		"N-Las Vegas (SF)	W 72-69
J.15.11	6		"Albuquerque (d)	W 87-77
F.16.11	6		"San Diego (VA)	W 68-62
J.18.12	16		"Albuquerque	W 75-70
F.15.12	13		"San Diego (VA)	L 67-77
M.10.12	18		"N-Las Vegas (CH) (d)	L 59-68
J.26.13	15		"San Diego (VA) (d)	W 55-34
E.27.13	14		"Albuquerque	L 60-70
M.15.13	15		"N-Las Vegas (SF)	L 50-60
F.22.14	6		"Albuquerque	L 44-58
M.8.14	10	21	"San Diego (VA) %	W 51-48
M.15.14	8	20	"N-Las Vegas (CH) (d)	L 58-64
J.6.15			"San Diego (VA)	W 56-42

F.17.15			"Albuquerque	W 63-46
F.6.16			"San Diego (VA) (d)	ot-W 78-71
M.1.16			"Albuquerque	W 83-56
J.1.17			"San Diego (VA) (d)	L 62-68
M.4.17			"Albuquerque	L 59-64
J.20.18			"Albuquerque	L 75-79
M.10.18			"N-Las Vegas (CH) (d)	W 82-75
J.15.19			"San Diego (VA)	W 97-77
F.5.19			"Albuquerque	L 70-83
J.29.20	4		"Albuquerque	W 85-57
F.11.20	4		"San Diego (VA) %	W 82-59
F.3.21			"N-Lubbock, Texas	NM forfeit, no contest
F.5.21			"N-Lubbock, Texas	NM forfeit, no contest
J.31.22			"San Diego (VA)	W 72-47
J.14.23	23		"San Diego (VA)	L 67-76
F.25.23	22		"Albuquerque (:00)	W 73-71

% - clinched outright regular-season title.

## New Mexico State

Series: San Diego State leads, 5-3  
**Home: 4-1, Away: 0-2, Neutral: 1-0**

Date	SD	NM	Location	Score
D.13.40			San Diego (AG)	W 42-29
D.14.40			San Diego (AG)	W 39-28
D.29.47			San Diego (AG)	W 71-30
D.22.98			San Diego (CA)	L 55-66
N.30.99			Las Cruces	L 49-66
N.21.00			San Diego (CA)	W 77-62
M.24.01			Las Cruces	L 79-94
M.20.14	13		"N-Spokane (2R)	ot-W 73-69

## Niagara

Series: San Diego State leads, 1-0  
**Home: 1-0, Away: 0-0, Neutral: 0-0**

Date	SD	NI	Location	Score
D.27.89			San Diego (SA) (TS)	W 78-67

## Nicholls

Series: San Diego State leads, 1-0  
**Home: 1-0, Away: 0-0, Neutral: 0-0**

Date	SD	NI	Location	Score
D.10.15			San Diego (VA)	W 84-47

## Norfolk State

Series: San Diego State leads, 2-0  
**Home: 2-0, Away: 0-0, Neutral: 0-0**

Date	SD	NS	Location	Score
D.21.00			San Diego (CA)	W 79-69
M.21.01			San Diego (CA)	W 78-71

## North Carolina

Series: North Carolina leads, 2-0  
**Home: 0-1, Away: 0-1, Neutral: 0-0**

Date	SD	NC	Location	Score
D.29.88	7		San Diego (SA)	L 92-103
N.24.90	5		Chapel Hill (so)	L 63-99

## North Carolina State

Series: North Carolina State leads, 1-0  
**Home: 0-0, Away: 0-0, Neutral: 0-1**

Date	SD	CS	Location	Score
M.16.12			+N-Columbus (2R) (d)	L 65-79

## North Dakota State

Series: San Diego State leads, 4-0  
**Home: 2-0, Away: 1-0, Neutral: 1-0**

Date	SD	ND	Location	Score
D.18.70			San Diego (PG)	W 92-86
D.4.71			Fargo	W 83-71
D.15.71			San Diego (SA)	W 86-69
M.22.14	13		+N-Spokane (3R)	W 63-44

## North Florida

Series: San Diego State leads, 1-0  
**Home: 1-0, Away: 0-0, Neutral: 0-0**

Date	SD	NF	Location	Score
D.18.92			San Diego (PG) (TS) (d)	W 90-79

## North Texas

Series: North Texas leads, 1-0  
**Home: 0-1, Away: 0-0, Neutral: 0-0**

Date	SD	NT	Location	Score
J.3.77			San Diego (PG)	L 100-108

## Northern Arizona

Series: San Diego State leads, 5-3  
**Home: 3-2, Away: 1-1, Neutral: 1-0**

Date	SD	NA	Location	Score
D.30.46			San Diego (AG)	L 32-36

D.12.52			San Diego (AG)	W 65-54
N.29.76			San Diego (PG)	W 89-65
J.9.78			Flagstaff	W 76-69
D.11.79			San Diego (SA)	L 90-94
D.11.80			Flagstaff	L 68-76
N.28.87			N-Fresno (SM)	W 78-73
N.28.09			San Diego (VA) (WW)	W 89-48

## Northern Colorado

Series: San Diego State leads, 6-1  
**Home: 3-1, Away: 2-0, Neutral: 1-0**

Date	SD	NC	Location	Score
D.22.60			San Diego (AG)	W 72-66
D.23.60			San Diego (AG)	W 68-67
D.15.62			Greeley	ot-W 74-73
D.11.71			San Diego (SA)	W 104-75
J.9.08			San Diego (CA)	L 56-62
D.3.08			Greeley	W 73-62
M.17.11	6		+N-Tucson (d) (2R)	W 68-50

## Northern Illinois

Series: Northern Illinois leads, 3-2  
**Home: 0-2, Away: 2-1, Neutral: 0-0**

Date	SD	NI	Location	Score
D.21.67			DeKalb	ot-W 72-69
J.24.69			San Diego (PG)	L 73-81
D.22.69			DeKalb	L 65-85
D.21.72			DeKalb	W 85-74
J.24.74				

# All-Time Series



MOUNTAIN WEST-RECORD 16-TIME CONFERENCE CHAMPIONS

**Oregon**  
Series: tied, 3-3  
Home: 2-0, Away: 1-2, Neutral: 0-1

Date	SD	UO	Location	Score
D.17.77		N-Dayton (DI)	L	89-91
N.24.78		Eugene (so)	L	64-75
D.12.81		San Diego (SA)	W	87-74
D.11.82		Eugene	W	49-47
N.26.96		Eugene	L	66-91
D.2.97		San Diego (CA)	W	80-68

**Oregon State**  
Series: Oregon State leads, 1-0  
Home: 0-0, Away: 0-1, Neutral: 0-0

Date	SD	OS	Location	Score
D.17.71		Corvallis	L	90-96

**Pacific**  
Series: San Diego State leads, 13-12  
Home: 9-2, Away: 4-10, Neutral: 0-0

Date	SD	UP	Location	Score
J.11.47	*	Stockton	L	34-37
J.20.47	*	San Diego (AG)	L	52-65
J.12.48	*	San Diego (AG)	W	60-43
F.28.48	*	Stockton	L	45-53
J.15.49	*	Stockton	W	50-43
J.21.49	*	San Diego (AG)	W	47-43
F.8.71		Stockton	L	83-110
J.28.72	*	Stockton	L	72-92
F.17.72	*	San Diego (SA)	W	84-82
J.5.73	*	Stockton	L	67-81
F.15.73	*	San Diego (SA)	W	99-86
J.12.74	*	Stockton	L	63-64
F.28.74	*	San Diego (PG)	W	78-75
F.6.75	*	Stockton	W	74-72
F.15.75	*	San Diego (PG)	W	78-70
F.8.76	*	Stockton (d)	L	64-70
F.12.76	*	San Diego (PG)	L	62-68
M.7.76		Stockton (CH)	W	76-64
J.20.77	*	San Diego (PG)	ot-W	83-76
F.26.77	*	Stockton	W	64-63
J.12.78	*	Stockton	L	71-72
F.25.78	*	San Diego (SA)	W	84-69
J.2.99		San Diego (CA)	W	68-63
J.8.00		Stockton	L	63-74
N.25.09		Stockton (WW)	L	63-71

**Pennsylvania**  
Series: San Diego State leads, 1-0  
Home: 1-0, Away: 0-0, Neutral: 0-0

Date	SD	PA	Location	Score
D.30.78		San Diego (SA) (CC)	W	110-86

**Pepperdine**  
Series: Pepperdine leads, 36-18  
Home: 13-14, Away: 5-22, Neutral: 0-0

Date	SD	P	Location	Score
J.15.43		San Diego (AG)	W	40-35
J.16.43		San Diego (HS)	L	25-31
F.26.43		Malibu	L	38-40
F.27.43		Malibu	L	45-48
D.10.43		Malibu	L	36-47
D.11.43		Malibu	L	33-48
J.14.44		San Diego (AG)	L	29-56
J.15.44		San Diego (HS)	L	36-61
F.9.45		Malibu	L	37-49
F.10.45		Malibu	L	28-46
F.23.45		San Diego (AG)	L	40-62
F.24.45		San Diego (AG)	L	33-53
D.15.45		Malibu	L	40-47
J.25.46		San Diego (AG)	L	40-44
J.3.47		San Diego (AG)	W	39-38
F.11.47		Malibu	L	43-60
J.31.48		Malibu	L	52-65
F.24.48		San Diego (AG)	L	64-66
J.18.49		San Diego (AG)	W	55-46
F.18.49		Malibu	L	42-51
F.10.50	*	San Diego (AG)	W	47-40
F.28.50	*	Malibu	L	55-64
D.26.50		Malibu (PI)	L	38-67
J.20.51	*	Malibu	L	53-66
F.9.51	*	San Diego (AG)	L	60-63
F.2.52	*	San Diego (AG)	L	69-81
F.15.52	*	Malibu	L	58-76
F.6.53	*	San Diego (AG)	L	72-74
F.14.53	*	Malibu	L	59-62
J.16.54	*	Malibu	L	79-91
F.26.54	*	San Diego (AG)	W	95-76
F.5.55		San Diego (AG)	W	79-75

E.19.55		Malibu	W	69-65
D.16.55		Malibu	W	90-62
F.24.56		San Diego (AG)	W	74-42
J.19.57		San Diego (AG)	W	70-62
J.26.57		Malibu	L	77-92
J.4.58		San Diego (AG)	L	68-84
F.15.58		Malibu	W	70-59
D.5.58		Malibu	L	69-71
J.3.59		San Diego (AG)	W	67-54
F.8.60		Malibu	W	74-71
F.13.60		San Diego (AG)	L	58-63
D.3.60		Malibu	L	60-77
J.21.61		San Diego (AG)	L	48-50
D.2.61		Malibu	ot-W	80-78
F.2.62		San Diego (PG)	L	58-64
D.4.62		Malibu	L	66-74
F.2.63		San Diego (PG)	W	55-51
N.30.63		Malibu (so)	L	65-79
D.10.63		San Diego (PG)	W	77-75
D.4.93		Malibu (d)	L	61-89
D.22.94		San Diego (PG)	W	61-58
D.6.20		San Diego (VA) (d)	W	65-60

**Pittsburgh**  
Series: San Diego State leads, 1-0  
Home: 0-0, Away: 0-0, Neutral: 1-0

Date	SD	PI	Location	Score
N.25.14		N-Lahaina (MI-SF)	W	74-57

**Point Loma Nazarene**  
(formerly Pasadena Nazarene)  
Series: San Diego State leads, 9-5  
Home: 8-1, Away: 1-4, Neutral: 0-0

Date	SD	PL	Location	Score
M.1.54	*	Pasadena	L	87-90
D.11.54		San Diego (AG)	W	84-59
D.9.55		Pasadena	W	74-56
M.3.56		San Diego (AG)	W	78-62
J.25.57		San Diego (AG)	L	71-76
D.3.57		Pasadena	L	72-98
F.10.59		San Diego (AG)	W	81-79
J.5.60		Pasadena	L	67-76
D.31.60		San Diego (AG)	W	75-71
J.20.62		San Diego (PG)	W	88-71
F.28.64		Pasadena	L	86-88
J.2.65		San Diego (PG)	W	97-66
D.3.05		San Diego (CA)	W	88-77
D.18.12.18		San Diego (VA)	W	76-49

**Pomona-Pitzer**  
Series: San Diego State leads, 1-0  
Home: 1-0, Away: 0-0, Neutral: 0-0

Date	SD	PP	Location	Score
D.31.09		San Diego (VA)	W	89-54

**Portland**  
Series: Portland leads, 5-3  
Home: 2-0, Away: 0-5, Neutral: 1-0

Date	SD	UP	Location	Score
D.16.54		Portland	L	85-94
J.6.55		San Diego (AG)	W	82-60
D.18.59		Portland (TR)	L	46-63
D.22.64		Portland	L	73-76
D.23.64		Portland	L	61-62
N.27.02		Portland	L	86-91
D.31.03		San Diego (CA) (d)	W	67-61
N.10.07		N-Fresno (WV)	W	78-64

**Portland State**  
Series: San Diego State leads, 4-0  
Home: 4-0, Away: 0-0, Neutral: 0-0

Date	SD	PS	Location	Score
M.10.67		San Diego (SF-R) (PG)	W	101-73
D.15.72		San Diego (SA)	W	86-53
J.10.76		San Diego (PG)	W	110-80
J.5.79		San Diego (SA)	W	88-54

**Prairie View**  
Series: San Diego State leads, 1-0  
Home: 1-0, Away: 0-0, Neutral: 0-0

Date	SD	PV	Location	Score
D.4.82		San Diego (SA)	W	105-83

**Providence**  
Series: Providence leads, 2-0  
Home: 0-1, Away: 0-1, Neutral: 0-0

Date	SD	PC	Location	Score
D.31.04		San Diego (CA) (d)	L	67-76
D.27.05		Providence	L	65-80

**Purdue**  
Series: San Diego State leads, 2-1  
Home: 1-1, Away: 1-0, Neutral: 0-0

Date	SD	PU	Location	Score
D.9.74	12	San Diego (SA)	L	87-91
D.10.75		West Lafayette	W	81-79
D.30.77		San Diego (SA) (CC)	W	91-84

**Rhode Island**  
Series: Rhode Island leads, 1-0  
Home: 0-1, Away: 0-0, Neutral: 0-0

Date	SD	RI	Location	Score
D.23.87		San Diego (SA)	ot-L	76-77

**Rice**  
Series: San Diego State leads, 3-1  
Home: 1-1, Away: 2-0, Neutral: 0-0

Date	SD	RU	Location	Score
D.28.73		San Diego (PG)	L	64-75
D.14.74		Houston	W	83-75
J.24.98	*	Houston	W	62-59
F.21.98	*	San Diego (CA)	W	75-66

**Richmond**  
Series: Richmond leads, 1-0  
Home: 0-0, Away: 0-0, Neutral: 0-0

Date	SD	RI	Location	Score
N.24.91		San Diego (SA)	L	68-78

**St. Francis (N.Y.)**  
Series: San Diego State leads, 1-0  
Home: 1-0, Away: 0-0, Neutral: 0-0

Date	SD	SF	Location	Score
D.27.88		San Diego (SA)	W	91-72

**St. John's**  
Series: San Diego State leads, 1-0  
Home: 0-0, Away: 0-0, Neutral: 1-0

Date	SD	SJ	Location	Score
M.20.15		+N-Charlotte (2R)	W	76-64

**Saint Katherine College**  
Series: San Diego State leads, 2-0  
Home: 2-0, Away: 0-0, Neutral: 0-0

Date	SD	SK	Location	Score
D.27.13		San Diego (VA)	W	118-35
D.2.20		San Diego (VA)	W	83-41

**Sacramento State**  
Series: San Diego State leads, 4-1  
Home: 2-0, Away: 1-1, Neutral: 1-0

Date	SD	SS	Location	Score
D.13.56		Sacramento	L	56-60
D.3.94		Sacramento (d)	W	67-61
J.24.96		San Diego (SA)	W	85-55
D.2.00		San Diego (CA)	W	92-69
N.23.17		N-Fullerton (WL)	W	89-52

**Saint Francis (Pa.)**  
Series: San Diego State leads, 1-0  
Home: 1-0, Away: 0-0, Neutral: 0-0

Date	SD	SF	Location	Score
D.30.75		San Diego (PG)	W	95-87

**Saint Mary's (Calif.)**  
Series: San Diego State leads, 7-7  
Home: 3-2, Away: 2-2, Neutral: 2-3

Date	SD	SM	Location	Score
F.3.61		San Diego (AG)	L	58-81
J.6.83		San Diego (PG)	W	80-55
N.28.83		Moraga (so)	ot-W	72-67
J.6.04		Moraga	L	66-80
D.14.04		San Diego (CA)	L	64-73
N.11.06		Moraga (SI)	W	74-73
D.8.07		N-Anaheim (d) (WC)	L	64-69
D.13.08		N-Anaheim (d) (WC)	L	64-67
M.25.09		-San Diego (CA) (QF)	W	70-66
N.16.09		Moraga	L	58-80
D.1.10.17		San Diego (VA)	W	69-55
D.22.20		N-San Luis Obispo, Calif.	W	74-49
D.17.21		N-Phoenix, Ariz. (JC)	W	63-53
D.10.22		N-Phoenix, Ariz. (JC) (d)	L	61-68

**Sam Houston State**  
Series: San Diego State leads, 1-0  
Home: 1-0, Away: 0-0, Neutral: 0-0

Date	SD	SH	Location	Score
D.28.07		San Diego (CA)	ot-W	79-78

**San Diego**  
Series: San Diego State leads, 32-19  
Home: (Viejas Arena)..... 21-9 (8-3)  
Away (Jenny Craig Pavilion)..... 11-8 (7-2)  
Neutral..... 0-2  
SDSU as Top 25 Team..... 4-0 (H: 3-0, A: 1-0)  
vs. Top 25 USD Team..... 0-0  
Dutcher vs. USD..... 2-1 (H: 0-1, A: 2-0)

Date	SD	U	Location	Score
D.8.62		H-Peterson Gym	W	68-49
D.6.63		A-USD Sports Center	W	70-69
J.22.65		H-Peterson Gym	2ot-L	85-89
D.16.65		A-USD Sports Center	L	47-54
D.15.66		H-Peterson Gym	ot-W	55-50
D.9.67		A-USD Sports Center	W	69-59
F.20.69		H-Peterson Gym	L	65-72
F.3.70		A-USD Sports Center	W	70-67
J.26.71		H-Peterson Gym	W	97-82
J.25.72		H-Sports Arena	W	87-69
F.27.73		A-USD Sports Center	L	67-78
F.25.75		A-USD Sports Center	W	84-61
D.19.75		H-Peterson Gym	W	78-62
D.8.76		A-USD Sports Center	L	63-67
D.4.79		H-Sports Arena	ot-W	67-58
D.2.80		H-Sports Arena	W	60-52
D.10.81		H-Sports Arena	W	



# All-Time Series



MOUNTAIN WEST-RECORD 16-TIME CONFERENCE CHAMPIONS

## San Francisco State

Series: San Diego State leads, 4-2  
Home: 4-0, Away: 0-2, Neutral: 0-0

Date	SD	SF	Location	Score
D.5.59	San Diego (AG)	W	36-56	
D.21.59	San Francisco	L	59-66	
D.28.62	San Diego (PG)	W	73-63	
D.18.64	San Francisco	L	72-74	
D.27.69	San Diego (PG)	W	73-59	
N.26.82	San Diego (PG) (so)	W	75-58	

## San Jose State

Series: San Diego State leads, 47-35

Home (Viejas Arena)	32-8 (12-0)
Away (Event Center)	13-26 (6-4)
Neutral (Thomas & Mack Center)	2-1 (1-0)
SDSU as Top 25 Team	3-0 (H: 1-0, A: 1-0, N: 1-0)
vs. Top 25 JSU Team	0-0
MWC Era	San Diego State leads, 17-1
Dutcher vs. San Jose State	11-0 (H: 7-0, A: 3-0, N: 1-0)

Date	SD	SJ	Location	Score
D.22.36	San Jose	L	32-34	
D.23.36	San Jose	W	37-35	
M.3.39	San Diego	W	38-33	
M.4.39	San Diego	W	57-28	
M.1.40	*San Jose	L	27-46	
M.2.40	*San Jose	L	18-31	
J.20.41	*San Diego	L	27-44	
J.21.41	*San Jose	W	50-39	
F.24.41	*San Jose	L	48-53	
F.25.41	*San Jose	L	37-41	
M.2.42	*San Diego	W	35-33	
M.3.42	*San Diego	W	40-34	
M.4.42	*San Diego	L	45-46	
M.5.42	*San Diego	W	66-47	
J.11.46	San Jose	W	40-32	
J.12.46	San Jose	L	40-51	
F.22.46	San Diego	W	54-42	
F.23.46	San Diego	W	47-35	
J.13.47	*San Jose	L	25-48	
F.17.47	*San Diego	W	42-39	
F.9.48	*San Diego	L	39-55	
M.1.48	*San Jose	L	49-61	
J.7.49	*San Diego	2ot-L	52-55	
F.5.49	*San Jose	L	55-65	
J.13.50	*San Diego	L	52-60	
F.17.50	*San Jose	L	48-59	
F.23.51	San Jose	L	37-68	
F.24.51	San Jose	L	46-50	
F.29.52	San Diego	L	53-64	
M.1.52	San Diego	W	61-60	
F.27.53	San Jose	L	54-66	
F.28.53	San Jose	L	61-77	
J.28.55	*San Jose	L	46-59	
D.19.55	San Diego	W	57-50	
F.1.58	San Jose	L	60-63	
D.12.58	San Diego (PO)	W	63-50	
J.31.59	San Jose	L	39-48	
J.30.60	San Jose	L	52-57	
J.31.70	*San Diego (PG)	W	85-74	
F.14.70	*San Jose	W	87-74	
J.29.71	*San Jose	W	102-83	
F.12.71	*San Diego (PG)	W	115-102	
J.29.72	*San Jose	ot-L	63-65	
F.19.72	*San Diego (PG)	W	80-73	
J.6.73	*San Jose	L	50-52	
F.17.73	*San Diego (PG)	W	76-73	
J.10.74	*San Jose	L	69-81	
M.2.74	*San Diego (PG)	W	73-71	
F.8.75	*San Jose	L	73-77	
F.13.75	*San Diego (PG)	W	95-77	
F.5.76	*San Jose	W	73-71	
F.14.76	*San Diego (PG)	L	74-82	
M.6.76	N-Stockton (SF) (PC)	W	67-64	
J.22.77	*San Diego (PG)	W	88-80	
F.24.77	*San Jose	W	73-64	
M.5.77	N-Anaheim (SF) (PC)	L	74-75	
J.14.78	*San Jose	W	68-66	
F.23.78	*San Diego (SA)	W	81-77	
F.1.79	*San Jose	L	72-76	
F.27.79	*San Diego (SA)	L	63-65	
J.29.78	*San Diego (CA)	W	88-75	
F.28.98	*San Jose	L	66-74	
J.30.99	*San Jose (d)	L	57-82	
F.27.99	*San Diego (CA)	W	75-72	
J.22.14	7 *San Jose	W	75-50	
F.25.14	13 *San Diego (VA)	W	90-64	
E.21.15	*San Jose	W	74-56	
J.6.16	*San Diego (VA)	W	77-62	

E.21.16	*San Jose (d)	W	78-56
J.10.17	*San Diego (VA)	W	76-61
F.7.17	*San Jose	L	71-76
J.9.18	*San Diego (VA)	W	85-49
E.24.18	*San Jose	W	71-59
F.2.19	*San Jose	W	67-56
M.2.19	*San Diego (VA)	W	84-56
D.8.19	*San Diego (d) (VA) (:00.9)	W	59-57
F.8.20	*San Diego (VA)	W	85-54
F.10.20	*San Diego (VA)	W	77-55
F.9.22	*San Jose	W	72-62
F.25.22	*San Diego (VA)	W	77-52
J.28.23	*San Diego (VA)	W	72-51
M.10.23	20 ^N-Las Vegas (SF)	W	64-49

## Santa Clara

Series: San Diego State leads, 1-0  
Home: 1-0, Away: 0-0, Neutral: 0-0

Date	SD	SC	Location	Score
N.19.09	San Diego (VA) (WW)	W	86-53	

## Savannah State

Series: San Diego State leads, 1-0  
Home: 1-0, Away: 0-0, Neutral: 0-0

Date	SD	SS	Location	Score
N.28.16	San Diego (VA)	W	100-67	

## Seattle

Series: San Diego State leads, 4-0  
Home: 2-0, Away: 1-0, Neutral: 1-0

Date	SD	SU	Location	Score
D.29.51	San Diego	W	54-49	
D.17.54	Seattle	W	91-72	
J.9.71	San Diego (PG)	W	100-85	
N.28.08	N-Anchorage (GA-SF) (d)	W	75-56	

## Seattle Pacific

Series: San Diego State leads, 1-0  
Home: 0-0, Away: 0-0, Neutral: 1-0

Date	SD	SP	Location	Score
N.12.06	N-Morrage (SI)	W	76-73	

## SMU

Series: SMU leads, 2-0  
Home: 0-1, Away: 0-1, Neutral: 0-0

Date	SD	SM	Location	Score
J.15.98	*San Diego (CA)	L	78-80	
F.12.98	*Dallas	ot-L	81-88	

## South Carolina

Series: South Carolina leads, 1-0  
Home: 0-1, Away: 0-0, Neutral: 0-0

Date	SD	SC	Location	Score
D.21.91	San Diego (SA) (TS)	2 ot-L	69-71	

## South Carolina State

Series: San Diego State leads, 1-0  
Home: 1-0, Away: 0-0, Neutral: 0-0

Date	SD	CS	Location	Score
D.16.99	San Diego (CA)	W	72-57	

## South Dakota State

Series: San Diego State leads, 2-0  
Home: 2-0, Away: 0-0, Neutral: 0-0

Date	SD	SD	Location	Score
J.3.05	San Diego (CA)	W	64-49	
M.3.06	San Diego (CA)	W	88-63	

## Southern California (USC)

Series: Southern California leads, 11-3  
Home: 2-4, Away: 1-6, Neutral: 1-0

Date	SD	SC	Location	Score
D.5.38	San Diego	L	37-42	
D.6.38	San Diego	L	34-44	
D.15.50	Los Angeles	L	40-72	
D.1.51	Los Angeles	L	44-72	
D.1.53	Los Angeles (so)	L	66-83	
D.9.89	San Diego (SA)	W	79-73	
D.4.90	Los Angeles	L	66-77	
D.7.93	Los Angeles	L	56-75	
N.29.97	San Diego (CA)	L	72-76	
N.17.98	Los Angeles	L	54-101	
D.20.99	San Diego (CA)	L	54-87	
N.17.11	San Diego (VA) (:01.8)	W	56-54	
N.25.12	Los Angeles	W	66-60	
N.26.21	24 N-Anaheim (WL)	L	43-58	

## Southern Illinois

Series: Southern Illinois leads, 2-0  
Home: 0-0, Away: 0-2, Neutral: 0-0

Date	SD	SI	Location	Score
D.18.65	Carbondale	L	35-64	
D.20.69	Carbondale	L	53-67	

## Southern Mississippi

Series: San Diego State leads, 2-0  
Home: 0-0, Away: 0-0, Neutral: 2-0

Date	SD	SM	Location	Score
N.20.05	N-Fairbanks (TW-3P)	W	79-51	
D.22.16	N-Honolulu (d) (DH-QF)	W	66-51	

## Southern Utah

Series: San Diego State leads, 3-2  
Home: 3-1, Away: 0-1, Neutral: 0-0

Date	SD	SU	Location	Score
D.28.91	Cedar City	L	82-104	
J.11.92	San Diego (SA)	L	78-87	
D.11.93	San Diego (PG) (d)	W	70-69	
N.12.11	San Diego (VA) (BT)	W	70-37	
D.18.13	24 San Diego (VA)	W	76-39	

## Stanford

Series: Stanford leads, 4-1  
Home: 0-2, Away: 1-2, Neutral: 0-0

Date	SD	ST	Location	Score
J.6.41	Palo Alto	L	29-52	
D.29.78	San Diego (SA) (CC)	L	84-85	
F.24.97	25 Palo Alto	L	50-97	
D.16.97	9 San Diego (CA)	L	42-63	
N.15.22	17 Palo Alto	W	74-62	

## Syracuse

Series: Syracuse leads, 3-0  
Home: 0-0, Away: 0-1, Neutral: 0-2

Date	SD	SU	Location	Score
M.19.07	-Syracuse (2R)	L	64-80	
N.11.12	9 N-San Diego (d) (MW)	L	49-62	
M.19.21	16 +N-Indianapolis, Ind. (1R) (HF)	L	62-78	

## TCU

Series: San Diego State leads, 13-4  
Home: 7-2, Away: 6-2, Neutral: 0-0

Date	SD	TC	Location	Score
D.28.84	San Diego (SA) (CC)	L	70-72	
J.17.98	*San Diego (CA) (d)	L	61-105	
F.14.98	19 *Fort Worth	L	69-91	
J.18.06	*Fort Worth	W	76-57	
F.18.06	*San Diego (CA)	W	83-71	
J.31.07	*Fort Worth	W	76-71	
M.3.07	*San Diego (CA)	W	56-51	
J.5.08	*San Diego (CA)	W	64-57	
F.9.08	*Fort Worth (d)	L	62-68	
J.28.09	*San Diego (CA)	W	67-50	
F.28.09	*Fort Worth	ot-W	79-77	
J.16.10	*San Diego (VA)	W	67-62	
F.16.10	*Fort Worth	W	68-51	
J.5.11	6 *Fort Worth	W	66-53	
F.5.11	7 *San Diego (VA)	W	60-53	
F.1.12	17 *San Diego (VA)	W	83-73	
M.3.12	21 *Fort Worth %	ot-W	98-92	

% - clinched share of regular-season title.

## Temple

Series: San Diego State leads, 2-0  
Home: 1-0, Away: 0-0, Neutral: 1-0

Date	SD	TU	Location	Score
D.30.81	San Diego (SA) (CC)	W	75-64	
M.19.11	6 +N-Tucson (3R) (d)	2ot-W	71-64	

## Tennessee

Series: Tennessee leads, 3-0  
Home: 0-2, Away: 0-0, Neutral: 0-1

Date	SD	UT	Location	Score
D.29.79	San Diego (SA) (CC)	L	77-96	
D.21.88	San Diego (16) (SA) (MD)	L	75-77	
M.18.10	15 +N-Providence, R.I. (1R)	L	59-62	

## Tennessee State

Series: San Diego State leads, 1-0  
Home: 1-0, Away: 0-0, Neutral: 0-0

Date	SD	TS	Location	Score
N.25.19	San Diego (VA)	W	62-49	

## Texas

Series: San Diego State leads, 2-1  
Home: 1-0, Away: 1-1, Neutral: 0-0

Date	SD	UT	Location	Score
D.20.83	Austin	W	91-77	
D.22.84	San Diego (SA)	W	71-65	
D.7.91	Austin (LC)	L	58-85	

## Texas A&M-Corpus Christi

Series: San Diego State leads, 2-0  
Home: 1-0, Away: 1-0, Neutral: 0-0

Date
------

# All-Time Series



MOUNTAIN WEST-RECORD 16-TIME CONFERENCE CHAMPIONS

J.6.03	23	San Diego (CA)	L	63-75
M.21.03		--Lubbock (2R)	L	48-57
D.13.04		Lubbock (d)	L	68-78

## Toledo

Series: Toledo leads, 2-1  
Home: 1-0, Away: 0-2, Neutral: 0-0

Date	SD	TR	Location	Score
D.18.61		Toledo	L	70-78
D.19.77		Toledo	L	66-75
D.9.78		San Diego (SA)	W	65-57

## Troy

(formerly Troy State)  
Series: tied, 1-1  
Home: 1-1, Away: 0-0, Neutral: 0-0

Date	SD	TR	Location	Score
N.30.03		San Diego (CA)	L	84-93
D.5.22	22	San Diego (VA)	W	60-55

## Tulsa

Series: Tulsa leads, 6-2  
Home: 0-1, Away: 1-4, Neutral: 1-1

Date	SD	TU	Location	Score
D.18.52		Tulsa	L	40-57
D.19.66		Tulsa	W	59-57
D.21.70		Tulsa	L	87-113
D.10.83		Tulsa (FT)	L	80-91
D.5.87		N-Tempe (KK)	L	59-67
J.3.98		*Tulsa (d)	L	57-77
F.19.98		*San Diego (CA)	L	60-65
D.23.16		N-Honolulu (d) (DH-SF)	W	82-63

## UC Davis

Series: San Diego State leads, 3-0  
Home: 3-0, Away: 0-0, Neutral: 0-0

Date	SD	D	Location	Score
D.20.63		San Diego	W	76-47
M.8.68		San Diego	W	79-72
N.13.11		San Diego (VA) (BT) (d)	W	89-74

## UC Irvine

Series: San Diego State leads, 12-7  
Home: 8-3, Away: 4-4, Neutral: 0-0

Date	SD	I	Location	Score
M.8.68		**San Diego (SR)	L	69-78
F.25.69		Irvine	L	56-89
D.13.69		San Diego (PG)	W	80-68
E.6.71		Irvine	W	71-67
D.22.71		Irvine (UC)	L	77-83
F.15.72		San Diego (SA)	W	109-95
J.19.78		*San Diego (SA)	W	90-65
F.18.78		*Irvine	W	48-42
M.12.82		--San Diego (SA)	L	69-70
D.3.83		San Diego (SA)	L	76-79
N.29.84		Irvine (so)	W	86-77
D.2.88		San Diego (SA)	W	102-88
D.16.89		Irvine	L	62-75
D.15.90		San Diego (PG)	W	87-73
N.30.91		Irvine	L	64-79
N.22.96		San Diego (SA) (so)	W	100-88
D.13.97		Irvine	W	69-66
N.27.20		San Diego (VA) (d)	W	77-58
D.29.22	24	San Diego (VA) (:02.4)	W	72-69

## UCLA

Series: UCLA leads, 16-7  
Home: 6-5, Away: 0-10, Neutral: 1-1

Date	SD	LA	Location	Score
J.6.22		Los Angeles	L	20-39
D.27.24		Los Angeles	L	33-53
D.19.25		*San Diego (so)	L	17-32
J.14.27		*Los Angeles	L	9-29
J.15.27		*Los Angeles	L	19-28
J.4.35		San Diego	ot-L	28-31
J.5.35		San Diego	L	25-34
D.9.38		San Diego	W	52-49
D.10.38		San Diego	W	56-43
D.1.39		San Diego (so)	W	46-24
D.2.39		San Diego	L	28-31
D.6.40		San Diego (so)	W	33-28
D.7.40		San Diego	W	34-31
D.9.49		Los Angeles	L	36-65
J.30.52		Los Angeles	L	48-77
D.15.75		5 Los Angeles	L	86-110
M.13.76		6 +N-Eugene, Ore. (1R)	L	64-74
N.26.76		4 Los Angeles (so)	L	64-74
D.16.78		5 Los Angeles	L	73-97
D.29.90		10 Los Angeles	L	74-94

D.14.91	3	San Diego (SA)	L	64-84
D.1.12	23	N-Anaheim (WC)	W	78-69
N.25.21	22	San Diego (VA) (so)	W	73-58

## UC Riverside

Series: San Diego State leads, 12-0  
Home: 12-0, Away: 0-0, Neutral: 0-0

Date	SD	UC	Location	Score
M.3.67		San Diego	W	90-68
N.30.89		San Diego (SA)	W	67-61
D.28.92		San Diego (PG)	W	63-52
D.17.94		San Diego (PG)	W	65-62
N.24.99		San Diego (CA) (so)	W	73-57
N.21.06		San Diego (CA)	W	79-45
D.4.07		San Diego (CA)	W	59-46
D.29.09		San Diego (VA)	W	58-53
D.19.11		San Diego (VA)	W	80-55
N.8.13		San Diego (VA)	W	77-41
D.22.14		San Diego (VA)	W	61-33
N.9.21		San Diego (VA) (so)	W	66-53

## UC San Diego

Series: San Diego State leads, 13-0  
Home: 13-0, Away: 0-0, Neutral: 0-0

Date	SD	UC	Location	Score
D.5.69		H-Sports Arena (AI)	W	70-65
N.30.81		H-Peterson Gym	W	105-70
N.18.00		H-Cox Arena (so)	W	80-48
N.27.01		H-Cox Arena	W	98-53
D.2.02		H-Cox Arena	W	87-57
D.6.03		H-Cox Arena	W	76-51
N.27.04		H-Cox Arena	W	86-51
N.15.06		H-Cox Arena	W	84-48
N.17.07		H-Cox Arena	W	76-60
N.15.08		H-Cox Arena (so) (d)	W	59-40
N.14.09		H-Viejas Arena (so) (d)	W	77-52
D.22.21		H-Viejas Arena	W	78-57
D.20.22		H-Viejas Arena	W	62-46

## UC Santa Barbara

Series: San Diego State leads, 59-34  
Home: 34-14, Away: 24-20, Neutral: 1-0

Date	SD	SB	Location	Score
F.9.34		*San Diego	W	40-21
F.10.34		*San Diego	W	49-25
F.22.35		*Santa Barbara	W	37-23
F.23.35		*Santa Barbara	W	44-27
J.17.36		*San Diego	W	38-35
J.18.36		*San Diego	W	26-22
F.12.37		*San Diego	W	50-31
F.13.37		*San Diego	W	49-33
F.18.38		San Diego	W	41-30
F.19.38		San Diego	W	57-36
J.13.39		Santa Barbara	W	37-35
J.14.39		Santa Barbara	W	47-42
F.16.40		*San Diego	W	62-41
F.17.40		*San Diego	L	34-35
F.7.41		*San Diego	W	56-48
F.8.41		*San Diego	W	37-20
F.21.41		*Santa Barbara	W	60-40
F.22.41		*Santa Barbara	L	34-49
J.16.42		*Santa Barbara	W	39-29
J.17.42		*Santa Barbara	L	29-32
F.13.42		*San Diego	W	34-33
F.14.42		*San Diego	L	18-28
D.8.44		Santa Barbara	W	41-35
D.9.44		Santa Barbara	W	74-40
F.21.47		*San Diego	W	52-43
F.22.47		*San Diego	L	32-42
F.28.47		*Santa Barbara	L	28-59
F.13.48		*San Diego	W	51-37
F.20.48		*San Diego	L	49-60
J.28.49		*San Diego	W	46-31
F.12.49		*Santa Barbara	W	55-63
F.3.50		*Santa Barbara	L	48-51
F.24.50		*San Diego	W	58-56
J.6.51		*Santa Barbara	L	40-42
M.2.51		*San Diego	L	45-55
F.19.52		*San Diego	W	71-58
F.22.52		*Santa Barbara	W	59-39
J.10.53		*Santa Barbara	W	54-42
F.20.53		*San Diego	W	55-49
F.19.54		*Santa Barbara	W	72-70
F.27.54		*San Diego	W	91-74
J.14.55		*San Diego	W	59-57
F.26.55		*Santa Barbara	L	64-89
J.4.57		*Santa Barbara	L	64-83
F.23.57		*San Diego	W	82-69
F.22.58		*Santa Barbara	W	83-58

M.1.58		*San Diego	W	50-42
J.9.59		*San Diego	W	64-46
F.13.59		*Santa Barbara	W	76-63
J.16.60		*Santa Barbara	L	63-69
F.20.60		*San Diego	L	52-66
J.28.61		*San Diego	L	62-65
F.25.61		*Santa Barbara	L	57-70
J.27.62		*Santa Barbara	L	55-59
F.24.62		*San Diego	L	75-77
J.26.63		*Santa Barbara	L	60-71
F.23.63		*San Diego	L	66-71
F.1.69		San Diego	L	80-93
J.17.70		*Santa Barbara	L	59-62
F.21.70		*San Diego (PG)	L	77-87
J.15.71		*San Diego (PG)	L	75-81
F.19.71		*Santa Barbara	L	86-96
J.13.72		*San Diego (SA)	W	73-64
J.21.72		*Santa Barbara	W	69-66
F.3.73		*San Diego (SA)	W	68-65
F.23.73		*Santa Barbara	L	65-87
F.2.74		*San Diego (PG)	L	73-76
F.21.74		*Santa Barbara	L	70-85
J.18.75		Santa Barbara	W	68-67
F.20.75		San Diego (PG)	W	77-76
J.15.76		Santa Barbara	L	78-83
F.19.76		San Diego (PG)	L	73-76
J.31.77		*San Diego (PG)	W	76-66
F.12.77		*Santa Barbara	W	87-76
J.28.78		*San Diego (SA)	W	80-56
F.9.78		*Santa Barbara	W	87-71
M.2.78		^N-Anaheim (1R)	W	96-70
N.29.80		Santa Barbara (so)	W	67-57
N.27.81		San Diego (PG) (so)	W	95-60
D.11.84		San Diego (SA)	W	84-69
D.1.86		Santa Barbara (so)	L	70-87
D.22.99		San Diego (CA)	W	60-57
D.6.00		Santa Barbara	3ot-L	77-80
M.19.03		--San Diego (CA) (1R)	ot-W	67-62
N.19.04		San Diego (CA) (so)	ot-L	72-80
D.4.04		Santa Barbara	W	73-55
D.17.05		San Diego (CA)	W	66-54
N.25.06		Santa Barbara	W	76-72
D.20.08		San Diego (CA) (d)	W	68-51
D.5.09		Santa Barbara	W	69-61
D.18.10	11	San Diego (VA)	W	90-64
N.26.11		Santa Barbara	ot-W	76-75
D.6.12	17	San Diego (VA)	W	84-70

## UNLV

(formerly Nevada Southern)

Series: San Diego State leads, 42-37

Home (Viejas Arena).....	19-13 (16-7)
Away (Thomas & Mack Center).....	22-22 (21-16)
Neutral.....	1-2
<b>SDSU as Top 25 Team.....</b>	10-3 (H: 4-2, A: 6-1)
<b>Away Top 25 UNLV Team.....</b>	2-7 (H: 2-2, A: 0-3, N: 0-2)
<b>MWC Era.....</b>	San Diego State leads, 38-20
<b>Dutcher vs. UNLV.....</b>	10-2 (H: 4-1, A: 6-1)

Date	SD	LV	Location	Score
J.8.66		Las Vegas (PG)	W	91-62
F.3.67		Las Vegas	L	64-68
M.11.67		**San Diego (PG) (RC)	W	88-71
D.27.68		Las Vegas (NV)	L	74-101
M.15.75	17	+N-Tempe	L	80-90
D.11.76	5	San Diego (SA)	L	113-118
D.10.77	10	Las Vegas	L	95-101
J.4.79		San Diego (SA)	L	80-85
F.17.79		Las Vegas	W	94-91
J.11.80		Las Vegas	L	86-88
F.5.80		San Diego (SA)	L	86-98
J.17.81		San Diego (SA)	L	77-78



# All-Time Series



MOUNTAIN WEST-RECORD 16-TIME CONFERENCE CHAMPIONS

F.9.91	17	*Salt Lake City	L	60-67
M.7.91	8	^N-Laramie (QF)	L	56-67
F.8.92		*San Diego (SA)	L	53-72
F.27.92		*Salt Lake City	L	70-84
J.23.93	22	*Salt Lake City	L	53-78
F.11.93	16	*San Diego (PG)	L	77-88
M.11.93	15	^N-Salt Lake City (DC) (QF)	L	64-85
J.22.94		*San Diego (PG)	W	76-73
F.12.94		*Salt Lake City	L	62-77
J.14.95		*Salt Lake City	L	56-67
F.16.95		*San Diego (PG)	L	51-61
M.9.95	22	^N-Albuquerque (QF)	L	63-72
J.15.96	15	*San Diego (SA)	L	59-67
F.17.96	7	*Salt Lake City	L	74-88
J.16.99		*San Diego (CA)	L	53-79
F.11.99	14	*Salt Lake City	L	38-86
J.10.00		*San Diego (CA)	L	55-70
F.10.00	21	*Salt Lake City	L	65-83
J.15.01		*Salt Lake City	L	39-58
F.10.01		*San Diego (CA)	L	63-76
J.14.02		*Salt Lake City	L	70-76
F.09.02		*San Diego (CA) (d)	L	53-70
J.18.03		*San Diego (CA) (d)	W	58-56
F.15.03		*Salt Lake City	L	62-76
F.7.04		*Salt Lake City	L	61-65
M.6.04		*San Diego (CA) (d)	L	53-66
M.11.04		^N-Denver (QF) (d)	L	69-75
F.5.05	21	*San Diego (CA)	L	41-61
M.5.05	16	*Salt Lake City	L	60-72
J.11.06		*Salt Lake City	W	72-67
F.11.06		*San Diego (CA) (d)	L	65-67
J.27.07		*San Diego (CA) (d)	W	63-53
F.27.07		*Salt Lake City	L	68-74
J.16.08		*San Diego (CA)	ot-W	64-56
F.16.08		*Salt Lake City (d)	L	66-72
J.10.09		*San Diego (CA) (d)	W	72-63
F.11.09		*Salt Lake City	L	55-67
M.14.09		^N-Las Vegas (CH) (d)	L	50-52
J.19.10		*Salt Lake City	W	70-68
F.20.10		*San Diego (VA)	W	68-61
J.8.11	6	*Salt Lake City (d)	W	71-62
F.8.11	6	*San Diego (VA)	W	85-53
M.10.11	7	^N-Las Vegas (QF)	W	64-50
N.18.14	16	25 San Diego (VA) (d)	W	53-49
N.16.15	16	Salt Lake City	L	76-81
D.21.19	20	N-Staples Center (HOF)	W	80-52

## Utah State

Series: San Diego State leads, 18-9

Home (Viejas Arena)..... 9-1 (9-1)

Away (Dee Glen Smith Spectrum)..... 5-5 (5-4)

Neutral (Thomas & Mack Center)..... 4-3 (4-2)

SDSU as Top 25 Team..... 8-1 (H: 2-0, A: 3-0, N: 3-1)

vs. Top 25 Utah State Team..... 0-0

MWC Era..... San Diego State leads, 18-6

Dutcher vs. Utah State..... 9-6 (H: 5-0, A: 2-4, N: 2-2)

Date	SD	US	Location	Score
D.17.62		Logan	L	57-101
D.6.97		N-Salt Lake City (DC)	L	61-64
N.24.98		San Diego (CA)	L	60-63
J.25.14	7	*Logan	ot-W	74-69
F.18.14	6	*San Diego (VA)	W	60-45
M.13.14	8	^N-Las Vegas (QF) (d)	W	73-39
J.31.15		*San Diego (VA)	W	62-42
J.2.16		*Logan	W	70-67
J.23.16		*San Diego (VA) (d)	W	70-55
M.10.16		^N-Las Vegas (QF) (d)	W	71-65
J.14.17		*San Diego (VA)	W	74-55
F.15.17		*Logan	W	66-62
D.30.17		*San Diego (VA)	W	79-59
F.9.19		*San Diego (VA)	W	68-63
F.26.19		*Logan	L	54-70
M.16.19		^N-Las Vegas (CH) (d)	L	57-64
J.4.20	13	*Logan	W	77-68
F.1.20	4	*San Diego (VA)	W	80-68
M.7.20	5	^N-Las Vegas (CH) (d)	L	56-59
J.14.21		*Logan	L	45-57
J.16.21		*Logan (d)	L	59-64
M.19.21	19	^N-Las Vegas (CH) (d)	W	68-57
J.26.22		*Logan	L	57-75
F.15.22		*San Diego (VA)	W	75-56
J.25.23		*San Diego (VA)	W	85-75
F.8.23	25	*Logan	W	63-61
M.11.23	20	^N-Las Vegas (CH) (d)	W	62-57

## Vanguard

(formerly Southern California College)

Series: San Diego State leads, 4-0

Home: 4-0, Away: 0-0, Neutral: 0-0

Date	SD	V	Location	Score
N.28.94		San Diego (PG) (so)	W	76-54
D.20.96		San Diego (SA)	W	98-81
D.19.97		San Diego (CA)	W	74-64
D.2.98		San Diego (CA)	W	103-49

## Vermont

Series: San Diego State leads, 1-0

Home: 1-0, Away: 0-0, Neutral: 0-0

Date	SD	V	Location	Score
D.31.88		San Diego (SA)	W	83-76

## Villanova

Series: Villanova leads, 3-0

Home: 0-2, Away: 0-0, Neutral: 0-1

Date	SD	V	Location	Score
D.30.82		San Diego (SA) (16) (CC)	L	57-63
N.24.89		N-Lahaina (d) (MC-QF)	L	58-66
D.28.89		San Diego (SA) (TS)	L	52-57

## Virginia

Series: Virginia leads, 1-0

Home: 0-1, Away: 0-0, Neutral: 0-0

Date	SD	VA	Location	Score
D.30.83		San Diego (SA) (CC)	L	65-81

## Washington

Series: Washington leads, 3-2

Home: 2-1, Away: 0-2, Neutral: 0-0

Date	SD	W	Location	Score
D.27.03		San Diego (CA)	L	81-92
D.7.04	16	Seattle	L	69-98
D.8.13	24	San Diego (VA) (d)	W	70-63
D.7.14	13	Seattle	L	36-49
M.21.16		~San Diego (2R) (VA)	W	93-78

## Washington State

Series: Washington State leads, 6-0

Home: 0-3, Away: 0-2, Neutral: 0-1

Date	SD	WS	Location	Score
D.2.74		San Diego (SA) (so)	L	67-76
N.28.75		Pullman (so)	L	81-86
D.19.92		San Diego (PG) (TS)	L	51-73
D.10.05		San Diego (SL) (CA)	L	49-60
D.21.06		Seattle	L	54-64
N.26.17		N-Fullerton (WL)	L	86-93

## Weber State

Series: San Diego State leads, 1-0

Home: 1-0, Away: 0-0, Neutral: 0-0

Date	SD	W	Location	Score
M.17.09		~San Diego (1R) (CA)	W	65-49

## West Virginia

Series: West Virginia leads, 1-0

Home: 0-0, Away: 0-0, Neutral: 0-1

Date	SD	WV	Location	Score
N.27.15		N-Las Vegas (LI-CH)	L	50-72

## Western Carolina

Series: San Diego State leads, 1-0

Home: 0-0, Away: 0-0, Neutral: 1-0

Date	SD	WC	Location	Score
N.27.08		N-Anchorage (GA-QF) (:11.2)	W	59-58

## Western Michigan

Series: tied, 2-2

Home: 2-0, Away: 0-2, Neutral: 0-0

Date	SD	WM	Location	Score
D.20.61		Kalamazoo	L	60-81
D.23.74		San Diego (PG)	W	60-58
D.2.06		Kalamazoo (d)	L	73-84
D.1.07		San Diego (CA)	W	72-61

## Westmont

Series: San Diego State leads, 3-0

Home: 3-0, Away: 0-0, Neutral: 0-0

Date	SD	W	Location	Score
D.10.92		San Diego (PG)	W	106-91
D.2.93		San Diego (PG)	W	104-80
D.16.95		San Diego (SA)	W	79-78

## Wheaton

Series: San Diego State leads, 1-0

Home: 1-0, Away: 0-0, Neutral: 0-0

Date	SD	W	Location	Score
D.13.71		San Diego (SA)	W	100-88

## Wichita State

Series: Wichita State leads, 5-1

Home: 1-2, Away: 0-2, Neutral: 0-1

Date	SD	W	Location	Score
D.19.51		San Diego	L	59-74
D.20.51		San Diego	L	63-72
D.23.52		Wichita	L	56-78
D.20.66		Wichita	L	54-68
D.4.76		N-Tempe (SD)	L	62-75
D.4.10	17	San Diego (VA)	W	83-69

## Wisconsin-Parkside

Series: San Diego State leads, 1-0

Home: 1-0, Away: 0-0, Neutral: 0-0

Date	SD	W	Location	Score
D.1.78		San Diego (SA)	W	79-61

## Wyoming

Series: San Diego State leads, 50-41

Home (Viejas Arena)..... 31-11 (18-5)

Away (Arena-Auditorium)..... 13-27 (13-23)

Neutral (Thomas & Mack Center)..... 6-3 (3-1)

SDSU as Top 25 Team..... 8-2 (H: 4-0, A: 3-2, N: 1-0)

vs. Top 25 Wyoming Team..... 1-2 (A: 1-1, N: 0-1)

MWC Era..... San Diego State leads, 32-17

Dutcher vs. Wyoming..... 10-1 (H: 6-0, A: 3-1, N: 1-0)

Date	SD	WY	Location	Score
J.12.79		*Laramie	L	71-78
F.10.79		*San Diego (SA) (d)	W	79-71
J.5.80		*San Diego (SA)	W	65-57
J.31.80		*Laramie	L	58-79
J.2.81		*San Diego (SA)	L	51-69
F.7.81		*Laramie (d)	L	57-102
J.21.82		*Laramie	L	64-77
M.6.82		*San Diego (SA)	ot-L	64-66
J.29.83		*San Diego (SA)	W	64-57
F.24.83		*Laramie	L	56-66
F.6.84		*Laramie	ot-L	73-83
M.1.84		*San Diego (SA)	L	64-65
J.3.85		*Laramie	W	60-57
F.9.85		*San Diego (SA)	W	79-70
J.27.86		*San Diego (SA)	W	88-82
F.13.86		*Laramie	L	71-89
J.22.87		*San Diego (SA)	L	70-79
F.19.87		*Laramie	L	73-85
J.28.88		*San Diego (SA)	L	56-57
F.22.88	16	*Laramie (d)	L	59-85
M.10.88	14	^N-Prvo (QF)	L	76-83
J.30.89		*San Diego (SA)	W	69-61
F.18.89		*Laramie	L	67-71
J.11.90		*Laramie	L	60-76
J.30.90		*San Diego (SA)	W	68-59
F.3.91		*San Diego (SA)	2ot-W	87-84
F.23.91		*Laramie	W	95-83
J.9.92		*San Diego (SA)	L	72-85
F.13.92		*Laramie	L	66-92
J.7.93		*Laramie	L	54-77
F.25.93		*San Diego (PG)	W	64-62
M.10.93		^N-Salt Lake City (1R)	W	59-57
J.10.94		*San Diego (PG)	W	73-71
F.26.94		*Laramie (d)	L	70-85
M.9.94		^N-Salt Lake City (1R)	W	54-51
J.2.95		*Laramie	L	56-64
M.2.95		*San Diego (PG)	W	52-51
J.4.96		*San Diego (SA)	W	80-77
M.2.96		*Laramie (:15) (d)	L	68-69
J.16.97		*San Diego (SA)	W	82-75
F.15.97		*Laramie (d)	L	50-67
M.3.98		^N-Las Vegas (1R)	ot-W	60-57
J.29.00		*Laramie	L	87-93
F.19.00		*San Diego (CA) (d)	L	57-71
F.3.01		*Laramie (d)	L	66-101
M.1.01		*San Diego (CA)	L	62-69
M.8.01		^N-Las Vegas (QF)	L	58-73
J.21.02		*San Diego (CA)	ot-L	85-88
F.18.02		*Laramie	W	68-64
M.8.02		^N-Las Vegas (SF)	W	70-69
F.3.03		*San Diego (CA)	W	80-70
M.1.03		*Laramie (d)	W	86-73
J.26.04		*Laramie	L	71-79
F.21.04		*San Diego (CA)	W	74-66
J.22.05		*San Diego (CA)	ot-L	81-88
F.21.05		*Laramie	L	65-69

J.28.06		*Laramie (d) (:00.3)	ot-W	78-77
M.1.06		*San Diego (CA)	W	91-72
M.11.06		^N-Denver (CH)	ot-W	69-64
J.3.07		*San Diego (CA) (:04.9)	L	65-66
F.17.07		*Laramie (d)	L	71-80
J.19.08		*San Diego (CA)	W	70-43
F.19.08		*Laramie	W	79-68
J.14.09		*Laramie	L	79-83
F.14.09		*San Diego (CA)	W	71-60
J.9.10		*Laramie (d) (:04.9)	L	83-85
F.10.10		*San Diego (VA)	W	88-57
J.29.11	4	*San Diego (VA)	W	96-57
M.1.11	9	*Laramie	W	85-58
J.24.12	13	*Laramie	W	52-42
F.22.12	24	*San Diego (VA)	ot-W	67-58
J.14.13	15	*Laramie	L	45-58
F.19.13		*San Diego (VA)	W	79-51
F.11.14	5	*Laramie	L	62-68
J.14.15	25	*Laramie	W	60-52
F.11.15		*San Diego (VA)	W	67-41
M.14.15		^N-Las Vegas (CH) (d)	L	43-45
D.30.15		*San Diego (VA)	W	67-55
F.24.16		*Laramie	W	73-61
J.31.17		*San Diego (VA)	W	77-68
D.27.17		*Laramie	L	69-82
F.14.18		*San Diego (VA)	W	87-77
J.8.19		*San Diego (VA)	W	84-54
J.8.20	7	*Laramie	W	72-52
M.11.21	4	*San Diego (VA)	W	72-55
J.28.21		*San Diego (VA)	W	87-57
J.30.21		*San Diego (VA)	W	98-71</

# All-Time Series By D-1 Conference



MOUNTAIN WEST-RECORD 16-TIME CONFERENCE CHAMPIONS

## vs. Mountain West Conference

Opponent	Membership	All-Time			MW Overall			MW Home			MW Away			MW Tourney			Dutcher Era			Strk.
		W	L	Pct.	W	L	Pct.	W	L	Pct.	W	L	Pct.	W	L	Pct.	W	L	Pct.	
Air Force	2000-current	64	24	.727	34	14	.708	19	3	.864	12	11	.522	3	0	1.000	10	1	.909	W8
Boise State	2012-current	18	11	.621	17	11	.607	9	3	.750	4	7	.364	4	1	.800	8	6	.571	L1
Colorado State	2000-current	51	43	.543	39	16	.709	20	4	.833	13	10	.565	6	2	.750	11	2	.846	W4
Fresno State	2013-current	70	56	.556	16	8	.667	6	3	.667	8	4	.667	2	1	.667	9	4	.692	W8
Nevada	2013-current	25	7	.781	20	4	.833	11	0	1.000	5	4	.556	4	0	1.000	12	3	.800	L1
New Mexico	2000-current	44	49	.473	27	23	.540	15	7	.682	10	12	.455	2	4	.333	6	3	.667	W1
San Jose State	2014-current	47	35	.573	17	1	.944	10	0	1.000	6	1	.857	1	0	1.000	11	0	1.000	W11
UNLV	2000-current	42	37	.532	38	20	.655	16	7	.696	21	13	.618	6	4	.600	10	2	.833	W5
Utah State	2014-current	18	9	.667	18	6	.750	9	0	1.000	5	4	.556	4	2	.667	9	6	.600	W4
Wyoming	2000-current	50	41	.549	32	17	.653	18	5	.783	11	10	.527	3	2	.600	10	1	.909	W10
<b>vs. Current MW Teams</b>		<b>429</b>	<b>312</b>	<b>.579</b>	<b>258</b>	<b>120</b>	<b>.683</b>	<b>133</b>	<b>32</b>	<b>.806</b>	<b>95</b>	<b>76</b>	<b>.535</b>	<b>35</b>	<b>16</b>	<b>.682</b>	<b>96</b>	<b>28</b>	<b>.757</b>	
Brigham Young	2000-11	26	50	.342	10	18	.357	6	6	.500	1	11	.083	3	1	.750	3	2	.600	W1
TCU	2006-12	13	4	.765	13	1	.929	7	0	1.000	6	1	.857	0	0	.000	0	0	.000	W8
Utah	2000-11	20	54	.270	10	17	.370	6	6	.500	3	9	.250	1	2	.333	1	0	1.000	W1
<b>vs. Former MW Teams</b>		<b>59</b>	<b>108</b>	<b>.353</b>	<b>33</b>	<b>36</b>	<b>.478</b>	<b>19</b>	<b>12</b>	<b>.613</b>	<b>10</b>	<b>21</b>	<b>.323</b>	<b>4</b>	<b>3</b>	<b>.571</b>	<b>4</b>	<b>2</b>	<b>.667</b>	
<b>vs. All MW Teams</b>		<b>488</b>	<b>420</b>	<b>.537</b>	<b>291</b>	<b>156</b>	<b>.651</b>	<b>152</b>	<b>44</b>	<b>.776</b>	<b>105</b>	<b>97</b>	<b>.520</b>	<b>39</b>	<b>19</b>	<b>.672</b>	<b>100</b>	<b>30</b>	<b>.769</b>	

## America East

vs. AE: 4-0 (H: 4-0)

Streak: W4 (Last: N.11.11 vs. Bryant)

	W	L
Albany	1	0
Binghamton		
Bryant	1	0
Hartford		
Maine		
New Hampshire		
NJIT		
UMBC	1	0
UMass Lowell		
Vermont	1	0
<b>TOTAL</b>	<b>4</b>	<b>0</b>

## American Athletic

vs. AAC: 12-19 (H: 6-7, A: 3-9, N: 3-3)

Streak: W1 (last: A.1.23 vs. Florida Atlantic)

	W	L
Alabama-Birmingham	0	1
Charlotte	0	2
East Carolina	1	0
Florida Atlantic	3	0
Memphis	0	1
North Texas	0	1
Rice	3	1
SMU	0	2
South Florida		
Temple	2	0
Texas-San Antonio		
Tulane		
Tulsa	2	6
Wichita State	1	5
<b>TOTAL</b>	<b>12</b>	<b>19</b>

## Atlantic 10

vs. A10: 2-7 (H: 2-3, A: 0-2, N: 0-2)

Streak: L3 (last: D.16.03 vs. Loyola-Chicago)

	W	L
Davidson		
Dayton	0	2
Duquesne		
Fordham	1	0
George Mason		
George Washington	0	1
La Salle	1	1
Loyola-Chicago	1	
Massachusetts		
Rhode Island	0	1
Richmond	0	1
St. Bonaventure		
Saint Joseph's		
Saint Louis		
VCU		
<b>TOTAL</b>	<b>2</b>	<b>6</b>

## Atlantic Coast

vs. ACC: 4-11 (H: 2-3, A: 1-3, N: 1-6)

Streak: L2 (last: M.19.21 vs. Syracuse)

	W	L
Boston College		
Duke	0	3
Florida State	1	0
Georgia Tech	1	0
Louisville		
Miami (Fla.)	1	1
North Carolina	0	2
North Carolina State	0	1
Notre Dame		
Pittsburgh	1	0
Syracuse	0	3
Virginia	0	1
Virginia Tech		
Wake Forest		
<b>TOTAL</b>	<b>4</b>	<b>11</b>

## ASUN

vs. ASUN: 3-1 (H: 2-0, N: 1-1)

Streak: W1 (last: D.12.22 vs. Kennesaw State)

	W	L
Austin Peay		
Bellarmine		
Central Arkansas		
Eastern Kentucky		
Florida Gulf Coast	0	1
Jacksonville		
Kennesaw State	1	0
Lipscomb		
North Alabama		
North Florida	1	0
Queens		
Stetson		
<b>TOTAL</b>	<b>3</b>	<b>1</b>

## Big 12

vs. Big12: 57-78 (H: 38-25, A: 14-46, N: 5-7)

Streak: W1 (last: N.11.22 vs. Brigham Young)

	W	L
Baylor	3	2
Brigham Young	26	50
Central Florida		
Cincinnati	0	1
Houston	2	1
Iowa State	2	4
Kansas	2	2
Kansas State	2	2
Oklahoma	1	3
Oklahoma State	2	1
TCU	13	4
Texas	2	1
Texas Tech	2	6
West Virginia	0	1
<b>TOTAL</b>	<b>57</b>	<b>78</b>

## Big East

vs. BE: 7-18 (H: 1-6, A: 0-8, N: 6-4)

Streak: L1 (last: A.3.23 vs. Connecticut)

	W	L
Butler		
Clemson	0	2
Creighton	4	5
DePaul	0	2
Georgetown	1	1
Marquette	1	3
Providence	0	2
Seton Hall		
St. John's		
Villanova	0	3
Xavier	1	0
<b>TOTAL</b>	<b>7</b>	<b>18</b>

## Big Sky

vs. BSC: 24-9 (H: 17-4, A: 3-4, N: 4-1)

Streak: W6 (last: D.3.08 at Northern Colorado)

	W	L
Eastern Washington	3	3
Idaho		
Idaho State	3	2
Montana	1	0
Montana State	1	0
Northern Arizona	5	3
Northern Colorado	6	1
Portland State	4	0
Sacramento State		
Weber State	1	0
<b>TOTAL</b>	<b>24</b>	<b>9</b>

## Big South

vs. BSC: 1-0 (H: 1-0)

Streak: W1 (last: J.2.00 vs. High Point)

	W	L
Charleston Southern		
Gardner-Webb		
High Point	1	0
Longwood		
Presbyterian		
Radford		
South Carolina Upstate		
UNC Asheville		
Winthrop		
<b>TOTAL</b>	<b>1</b>	<b>0</b>

## Big Ten

vs. B10: 9-8 (H: 3-3, A: 3-3, N: 3-2)

Streak: W1 (last: N.21.22 vs. Ohio State)

	W	L
Illinois	0	1
Indiana	0	1
Iowa	1	0
Maryland		

Michigan	0	1
Michigan State	0	1
Minnesota	0	2
Nebraska	1	0
Northwestern	2	0
Ohio State	3	1
Penn State		
Purdue	2	1
Rutgers		
Wisconsin		
<b>TOTAL</b>	<b>9</b>	<b>8</b>

## Big West

vs. BW: 236-122 (H: 155-48, A: 80-73, N: 1-1)

Streak: W34 (last: D.20.22 vs. UC San Diego)

	W	L
Cal Poly	36	16
CSU Bakersfield	2	0
Cal State Fullerton	23	10
CSUN	20	6
Hawaii	19	27
Long Beach State	39	22
UC Davis	3	0
UC Irvine	12	7
UC Riverside	12	0
UC San Diego	13	0
UC Santa Barbara	59	34
<b>TOTAL</b>	<b>238</b>	<b>122</b>

## Colonial

vs. CAA: 7-0 (H: 4-0, N: 3-0)

Streak: W3 (last: M.16.23 vs. Charleston)

	W	L
Campbell	1	0
Charleston	2	0
Delaware	1	0
Drexel		
Elon	1	0
Hampton	1	0
Hofstra		
Monmouth	1	0
North Carolina A&T		
Northeastern		
Stony Brook		
Towson		
UNC Wilmington		
William & Mary		
<b>TOTAL</b>	<b>7</b>	<b>0</b>

## Conference USA

vs. CUSA: 22-36 (H: 16-12, A: 4-21, N: 2-3)

Streak: W1 (last: M.20.14 vs. New Mexico State)

	W	L
Florida International	1	0
Jacksonville State		
Liberty	1	0
Louisiana Tech	1	1

INTRODUCTION  
 COACHES & STAFF  
 PLAYERS  
 2022-23 REVIEW  
 RECORDS  
 HISTORY  
 AZTEC BASKETBALL MEDIA GUIDE



# All-Time Series By D-1 Conference



MOUNTAIN WEST-RECORD 16-TIME CONFERENCE CHAMPIONS

Middle Tennessee		
New Mexico State	5	3
Sam Houston State	1	0
UTEP	13	32
Western Kentucky		
<b>TOTAL</b>	<b>22</b>	<b>36</b>

**Horizon**  
vs. HC: 6-0 (H: 3-0, N: 3-0)  
Streak: W6 (last: M.16.16 vs. IPFW)

	W	L
--	---	---

Cleveland State		
Detroit Mercy		
Green Bay	1	0
IPFW	3	0
IUPUI	2	0
Milwaukee		
Northern Kentucky		
Oakland		
Robert Morris		
Wright State		
Youngstown State		
<b>TOTAL</b>	<b>6</b>	<b>0</b>

**Ivy**  
vs. IL: 4-3 (H: 3-3, N: 1-0)  
Streak: L1 (last: D.29.18 vs. Brown)

	W	L
--	---	---

Brown	0	2
Columbia	1	0
Cornell		
Dartmouth	1	0
Harvard	1	0
Penn	1	0
Princeton		
Yale	0	1
<b>TOTAL</b>	<b>4</b>	<b>3</b>

**Metro Atlantic**  
vs. MAAC: 2-0 (H: 2-0)  
Streak: W2 (last: D.27.89 vs. Niagara)

	W	L
--	---	---

Canisius		
Fairfield		
Iona		
Manhattan	1	0
Marist		
Mt. St. Mary's		
Niagara	1	0
Quinnipiac		
Rider		
Saint Peter's		
Siena		
<b>TOTAL</b>	<b>3</b>	<b>0</b>

**Mid-American**  
vs. MAC: 9-11 (H: 6-3, A: 3-6, N: 0-2)  
Streak: W3 (last: D.20.14 vs. Ball State)

	W	L
--	---	---

Akron		
Ball State	2	3
Bowling Green	0	1
Buffalo		
Central Michigan	1	0
Eastern Michigan		
Kent State		
Miami (Ohio)	1	0
Northern Illinois	2	3
Ohio		
Toledo	1	2
Western Michigan	2	2
<b>TOTAL</b>	<b>9</b>	<b>11</b>

**MEAC**  
vs. MEAC: 6-0 (H: 4-0, N: 2-0)  
Streak: W6 (last: N.21.01 vs. Norfolk State)

	W	L
--	---	---

Coppin State		
Delaware State		
Howard	1	0

Maryland-Eastern Shore		
Morgan State	2	0
Norfolk State	2	0
North Carolina Central		
South Carolina State	1	0
<b>TOTAL</b>	<b>6</b>	<b>0</b>

**Missouri Valley**  
vs. MVC: 15-24 (H: 6-4, A: 5-17, N: 4-3)  
Streak: W2 (last: D.1.18 at Illinois State)

	W	L
--	---	---

Belmont		
Bradley	1	4
Drake	3	4
Evansville	1	4
Illinois Chicago	0	1
Illinois State	3	2
Indiana State	1	3
Loyola Chicago	0	1
Missouri State	3	2
Murray State	2	0
Northern Iowa	1	1
Southern Illinois	0	2
Valparaiso		
<b>TOTAL</b>	<b>15</b>	<b>24</b>

**Northeast**  
vs. NEC: 4-0 (H: 4-0)  
Streak: W4 (last: N.22.19 vs. LIU)

	W	L
--	---	---

Central Connecticut	1	0
Fairleigh Dickinson		
Le Moyne		
LIU	1	0
Merrimack		
Sacred Heart		
St. Francis (Brooklyn)	1	0
Saint Francis (Pa.)	1	0
Stonehill		
Wagner		
<b>TOTAL</b>	<b>3</b>	<b>0</b>

**Ohio Valley**  
vs. OVC: 2-3 (H: 2-1, A: 0-2)  
Streak: W2 (last: N.25.19 vs. Tennessee State)

	W	L
--	---	---

Eastern Illinois	1	0
Lindenwood		
Little Rock	0	1
Morehead State		
SE Missouri State		
Southern Indiana		
SIU-Edwardsville	0	2
Tennessee State	1	0
Tennessee Tech		
UT Martin		
Western Illinois		
<b>TOTAL</b>	<b>2</b>	<b>3</b>

**Pac-12**  
vs. P12: 65-150 (H: 44-51, A: 15-86, N: 6-13)  
Streak: L1 (last: N.22.22 vs. Arizona)

	W	L
--	---	---

Arizona	7	25
Arizona State	11	18
California	7	6
Colorado	3	3
Oregon	3	3
Oregon State	0	1
Stanford	1	4
UCLA	7	16
USC	3	10
Utah	20	54
Washington	2	3
Washington State	0	6
<b>TOTAL</b>	<b>65</b>	<b>150</b>

**Patriot**

vs. PL: 5-0 (H: 4-0, N: 1-0)  
Streak: W5 (last: D.17.07 vs. Navy)

	W	L
--	---	---

American		
Army West Point		
Boston		
Bucknell	1	0
Colgate		
Holy Cross		
Lafayette	1	0
Lehigh		
Loyola (Md.)		
Navy	3	0
<b>TOTAL</b>	<b>5</b>	<b>0</b>

**Southeast**  
vs. SEC: 4-10 (H: 1-4, A: 0-4, N: 3-2)  
Streak: W1 (last: M.24.23 vs. Alabama)

	W	L
--	---	---

Alabama	1	
Arkansas	0	3
Auburn		
Florida	1	1
Georgia	1	0
Kentucky		
LSU		
Mississippi State		
Missouri	1	1
Ole Miss	0	1
South Carolina	0	1
Tennessee	0	3
Texas A&M		
Vanderbilt		
<b>TOTAL</b>	<b>4</b>	<b>10</b>

**Southern**  
vs. SC: 3-0 (H: 1-0, N: 2-0)  
Streak: W3 (last: M.18.23 vs. Furman)

	W	L
--	---	---

Chattanooga		
East Tennessee State	1	0
Furman	1	
Mercer		
Samford		
The Citadel		
UNC Greensboro		
VMI		
Western Carolina	1	0
Wofford		
<b>TOTAL</b>	<b>3</b>	<b>0</b>

**Southland**  
vs. SC: 6-2 (H: 4-1, A: 1-1, N: 1-0)  
Streak: W6 (last: N.17.17 vs. McNeese)

	W	L
--	---	---

Houston Christian		
Incarnate Word		
Lamar	0	2
McNeese	3	0
New Orleans		
Nicholls	1	0
Northwestern State		
Southeast Louisiana		
Texas A&M-Commerce		
Texas A&M-Corpus Christi	2	0
<b>TOTAL</b>	<b>6</b>	<b>2</b>

**SWAC**  
vs. SWAC: 10-0 (H: 9-0, N: 1-0)  
Streak: W10 (last: N.5.19 vs. Texas Southern)

	W	L
--	---	---

Alabama A&M		
Alabama State	1	0
Alcorn State		
Arkansas-Pine Bluff	3	0
Bethune-Cookman		
Florida A&M	1	0
Grambling		
Jackson State	1	0

Mississippi Valley State		
Prairie View A&M	1	0
Southern		
Texas Southern	4	0
<b>TOTAL</b>	<b>10</b>	<b>0</b>

**Summit**  
vs. SL: 8-4 (H: 6-1, A: 1-3, N: 1-0)  
Streak: W3 (last: M.22.14 vs. North Dakota State)

	W	L
--	---	---

Denver	1	1
Kansas City		
North Dakota		
North Dakota State	4	0
Omaha		
Oral Roberts	1	3
St. Thomas (Minn.)		
South Dakota		
South Dakota State	2	0
<b>TOTAL</b>	<b>11</b>	<b>4</b>

**Sun Belt**  
vs. SBC: 9-5 (H: 4-3, A: 0-1, N: 5-1)  
Streak: W2 (last: D.5.22 vs. Troy)

	W	L
--	---	---

Appalachian State	1	0
Arkansas State	1	1
Coastal Carolina		
Georgia Southern		
Georgia State		
James Madison	0	1
Little Rock	0	1
Louisiana	1	0
Louisiana Monroe		
Marshall	1	0
Old Dominion		
South Alabama		
Southern Mississippi	2	0
Texas State	2	1
Troy	1	1
<b>TOTAL</b>	<b>9</b>	<b>5</b>

**West Coast**  
vs. WCC: 113-108 (H: 72-36, A: 35-66, N: 6-6)  
Streak: L1 (last: D.10.22 vs. Saint Mary's)

	W	L
--	---	---

Gonzaga	2	2
Loyola Marymount	33	26
Pacific	13	12
Pepperdine	18	35
Portland	3	5
Saint Mary's	7	7
San Diego	32	19
San Francisco	4	2
Santa Clara	1	0
<b>TOTAL</b>	<b>113</b>	<b>108</b>

**Western Athletic**  
vs. WAC: 9-5 (H: 7-4, A: 1-1, N: 1-0)  
Streak: W2 (last: N.20.21 vs. UT Arlington)

	W	L
--	---	---

Abilene Christian		
Cal Baptist		
Grand Canyon	1	3
Seattle	4	0
Southern Utah	3	2
Stephen F. Austin		
Tarleton State		
UT Arlington	1	0
UT Rio Grande Valley		
Utah Tech		
Utah Valley		
<b>TOTAL</b>	<b>9</b>	<b>5</b>

**Independents**  
vs. IND: 1-0 (H: 1-0)  
Streak: W1 (last: J.10.12 vs. Chicago State)

	W	L
--	---	---

Chicago State	1	0
---------------	---	---

INTRODUCTION

COACHES & STAFF

PLAYERS

2022-23 REVIEW

RECORDS

HISTORY

AZTEC BASKETBALL MEDIA GUIDE

# Series Superlatives



MOUNTAIN WEST-RECORD 16-TIME CONFERENCE CHAMPIONS

## Longest Active Winning Streaks

Rank	Opponent	No.	First	Last
1.	La Verne	13	Feb. 20, 1932	Feb. 26, 1938
	UC San Diego	13	Dec. 5, 1969	Dec. 20, 2022
3.	UC Riverside	12	March 3, 1967	Nov. 9, 2021
4.	Occidental	11	Feb. 16, 1946	Dec. 2, 2022
5.	Chico State	10	Dec. 7, 1937	Dec. 12, 1956
6.	San Diego Christian	9	Nov. 26, 2010	Dec. 18, 2019

## Longest Active Losing Streaks

Rank	Opponent	No.	First	Last
1.	Washington State	6	Dec. 2, 1974	Nov. 26, 2017
2.	Arizona	5	Dec. 25, 2012	Nov. 22, 2022
	Texas Tech	4	Nov. 17, 2001	Dec. 13, 2004

## Longest All-Time Win Streaks

Rank	Opponent	No.	First	Broken
1.	Whittier	15	Jan. 20, 1961	Jan. 31, 1969
2.	UC San Diego	13	Dec. 5, 1969	Active
	La Verne	13	Feb. 20, 1932	Active
	UC Santa Barbara	13	Feb. 9, 1934	Feb. 17, 1940
5.	UC Riverside	12	March 3, 1967	Active
6.	Occidental	11	Feb. 16, 1946	Active
	UNLV	11	Jan. 18, 2014	Jan. 27, 2018
8.	Utah State	10	Jan. 25, 2014	Feb. 26, 2019
	Chico State	10	Dec. 7, 1937	Active
	Cal State Fullerton	10	Jan. 18, 1964	Jan. 4, 1969
	Chapman	10	Dec. 16, 1938	Jan. 7, 1961
	Fresno State	10	Feb. 25, 1950	Jan. 28, 1956
	Long Beach State	10	Dec. 19, 1953	Feb. 12, 1960
	Redlands	10	Feb. 12, 1938	Jan. 2, 1960

## Longest All-Time Losing Streaks

Rank	Opponent	No.	First	Broken
1.	Utah	14	Feb. 12, 1994	Jan. 18, 2003
2.	Pepperdine	13	Jan. 16, 1943	Jan. 3, 1947
	UC Santa Barbara	13	Jan. 16, 1960	Jan. 13, 1972
4.	Colorado State	12	Feb. 2, 1989	March 4, 1995
5.	Brigham Young	11	Jan. 6, 1990	Feb. 18, 1995
	Hawai'i	11	Jan. 26, 1989	March 5, 1994
	Texas-El Paso	11	Feb. 27, 1986	Jan. 19, 1991
8.	Fresno State	10	Jan. 18, 1996	Dec. 8, 2001
	Long Beach State	10	Jan. 9, 1970	Feb. 1, 1975
	New Mexico	10	Feb. 25, 1995	Feb. 2, 2002
	UNLV	10	March 14, 1985	Feb. 24, 2001

## Most Series Meetings


Rank	Opponent	No.	Record	Last Meeting
1.	Fresno State	126	70-56	Feb. 15, 2023
2.	Colorado State	94	51-43	March 9, 2023
3.	UC Santa Barbara	93	59-34	Dec. 6, 2013
	New Mexico	93	44-49	Feb. 25, 2023
5.	Wyoming	91	50-41	March 4, 2023
6.	Air Force	88	64-24	Jan. 21, 2023
7.	San Jose State	82	47-35	March 10, 2023
8.	Whittier	80	49-31	Jan. 31, 1969
9.	UNLV	79	42-37	Feb. 11, 2023
10.	Brigham Young	76	26-50	Nov. 11, 2022
11.	Utah	74	20-54	Dec. 21, 2019

## Most Frequent Overtime Opponents

Rank	Opponent	No.	Record	Meetings	OT	2OT	3OT
1.	Wyoming	9	5-4	89	4-4	1-0	0-0
2.	UNLV	6	2-4	77	2-4	0-0	0-0
	Brigham Young	6	3-3	75	2-3	1-0	0-0
4.	Fresno State	6	4-2	125	3-2	1-0	0-0
	New Mexico	5	3-2	91	3-2	0-0	0-0
6.	Colorado State	5	2-3	94	2-2	0-1	0-0
	San Diego	4	3-1	51	3-0	0-1	0-0
	Air Force	4	2-2	86	1-1	1-0	0-1
	UC Santa Barbara	4	2-2	93	2-1	0-0	0-1
10.	Long Beach State	3	3-0	61	3-0	0-0	0-0
	Cal State Fullerton	3	1-2	32	0-2	1-0	0-0
	Texas-El Paso	3	1-2	45	1-2	0-0	0-0

## No Overtime Meetings

Rank	Opponent	No.	Record
1.	Cal Poly	52	36-16
2.	Redlands	38	25-13
3.	Alumni	33	26-7
4.	Arizona	32	7-25
5.	Arizona State	30	12-18
7.	Chapman	24	19-5
8.	Cal Poly Pomona	21	15-6
10.	UC Irvine	19	12-7



Al Skalecky (1966-68), a 2003 Aztec Hall of Fame inductee, was the first and is now one of two players in program history to score 1,000 points and grab 1,000 rebounds in his career.

INTRODUCTION

COACHES & STAFF

PLAYERS

2022-23 REVIEW

RECORDS

HISTORY

AZTEC BASKETBALL MEDIA GUIDE



# Year-By-Year Win Order



MOUNTAIN WEST-RECORD 16-TIME CONFERENCE CHAMPIONS

## San Diego State Win Order (since 1978-79)

Wins Thru	1	2	3	4	5	6	7	8	9	10	11	12	13	14	15	16	17	18	19	20	21	22	23	24	25	26	27	28	29	30	31	32	Final		
1978-79	0	1	2	3	4	4	5	6	6	7	7	8	8	8	9	10	11	12	12	12	13	14	15	15	15	15								15-12	
1979-80	1	2	2	2	2	3	3	3	3	3	4	5	5	5	5	5	5	5	5	5	5	5	6	6	6	6	6							6-21	
1980-81	1	2	3	3	4	5	6	6	6	7	8	8	8	9	9	9	10	10	10	10	10	11	11	12	13	14	14	15						15-21	
1981-82	1	2	2	2	3	4	5	6	7	8	8	8	9	10	10	11	12	13	14	15	16	17	18	18	19	19	20	20	20				20-9		
1982-83	1	2	3	4	5	6	7	7	8	8	9	9	9	9	10	11	12	13	13	14	14	15	16	16	17	17	17	18						18-10	
1983-84	1	1	2	3	3	4	5	6	7	7	8	9	9	10	10	11	12	12	12	12	13	14	14	14	14	14	14	15						15-13	
1984-85	1	2	3	4	5	6	7	8	8	8	9	10	11	12	12	13	14	15	16	16	17	18	19	20	21	21	21	22	23	23			23-8		
1985-86	0	0	0	0	0	0	0	1	1	1	2	3	3	3	4	5	5	6	6	7	7	7	7	7	8	9	9	9	10	10				10-19	
1986-87	0	0	0	1	1	1	1	2	2	2	2	2	2	2	2	2	2	2	2	2	2	2	2	2	2	3	3	4	5	5				5-25	
1987-88	0	1	2	2	2	3	3	4	4	5	6	6	6	7	7	7	7	7	8	9	9	9	10	10	11	11	11	12	12					12-17	
1988-89	1	2	3	3	3	4	4	5	5	6	7	8	8	8	8	8	8	8	9	9	9	10	10	10	10	11	12	12	12	12				12-17	
1989-90	0	0	1	2	3	4	5	6	6	7	7	8	9	9	9	10	11	11	11	11	12	12	12	13	13	13	13	13	13	13	13			13-18	
1990-91	0	0	0	1	2	3	4	5	5	6	6	7	8	8	8	8	8	8	9	9	9	9	10	10	11	12	12	13	13					13-16	
1991-92	0	0	0	1	1	1	2	2	2	2	2	2	2	2	2	2	2	2	2	2	2	2	2	2	2	2	2	2	2	2	2			2-26	
1992-93	0	1	1	2	2	3	3	3	4	4	4	4	4	4	4	5	5	6	6	6	6	6	6	6	7	7	7	8	8					8-21	
1993-94	1	2	2	2	3	4	5	5	6	6	6	6	7	7	8	8	8	8	9	9	9	9	10	10	10	10	11	12	12					12-16	
1994-95	1	2	3	3	3	4	4	5	5	5	5	6	6	6	7	7	7	7	7	7	7	7	8	8	8	9	10	11	11					11-17	
1995-96	1	2	2	2	3	4	4	5	6	6	7	8	8	8	9	10	10	10	11	12	12	13	13	13	14	14	14	15	15					15-14	
1996-97	1	1	2	3	4	4	5	6	7	8	9	10	11	11	11	11	11	11	11	12	12	12	12	12	12	12	12	12	12					12-15	
1997-98	0	0	1	1	2	2	3	3	4	5	5	6	7	7	7	8	9	9	10	11	11	11	11	12	12	12	13	13						13-15	
1998-99	0	0	0	0	1	1	1	1	1	1	1	2	2	2	2	2	2	2	2	2	2	2	2	3	3	4							4-22		
1999-00	1	1	1	1	2	2	2	3	3	4	5	5	5	5	5	5	5	5	5	5	5	5	5	5	5	5	5	5	5					5-23	
2000-01	1	2	2	3	4	4	4	5	6	7	8	9	10	10	10	10	11	11	11	11	11	11	11	12	13	13	14	14						14-14	
2001-02	1	1	2	2	3	4	4	5	6	7	7	8	9	10	10	10	11	11	11	11	12	13	13	14	15	16	16	17	18	19	20	21		21-12	
2002-03	0	0	1	2	2	3	4	5	6	7	8	8	9	10	11	11	11	12	12	12	12	13	14	15	15	15	15	16	16						16-14
2003-04	1	2	2	3	3	4	5	5	6	7	7	7	8	9	9	10	11	11	11	11	12	12	12	12	13	14	14	14	14	14					14-16
2004-05	0	1	2	3	4	4	4	4	4	5	5	5	6	7	8	8	9	9	9	9	10	10	10	10	10	10	11	11						11-18	
2005-06	1	1	2	3	3	4	4	4	5	6	6	7	8	8	9	10	11	12	13	14	15	16	16	17	18	18	19	20	21	22	23	24		24-9	
2006-07	1	2	3	4	5	6	7	8	8	8	9	10	10	11	11	11	12	13	13	13	14	15	16	17	18	18	19	20	20	21	21	22		22-11	
2007-08	1	2	3	4	5	6	7	8	8	9	9	10	11	12	13	14	14	14	14	15	16	16	16	16	16	17	18	18	19	19	20	20		20-13	
2008-09	1	1	2	3	4	5	6	7	7	8	9	10	11	12	13	14	15	16	17	18	18	19	20	20	21	22	23	23	23	23					26-10
2009-10	1	1	2	3	3	4	5	6	7	8	8	9	10	11	12	12	13	14	14	15	16	16	17	18	19	20	20	21	22	23	24			25-9	
2010-11	1	2	3	4	5	6	7	8	9	10	11	12	13	14	15	16	17	18	19	20	20	21	22	23	24	25	26	27	27	28	29	30		34-3	
2011-12	1	2	3	3	4	5	6	7	8	9	10	11	12	13	14	15	16	17	18	19	20	20	20	20	20	21	22	23	24	25	26			26-8	
2012-13	0	1	2	3	4	5	6	7	8	9	10	11	12	13	14	14	14	15	16	6	17	18	18	18	19	20	20	21	21	22	22			23-11	
2013-14	1	1	2	3	4	5	6	7	8	9	10	11	12	13	14	15	16	17	18	19	20	21	22	23	23	24	25	26	27	28	29			31-5	
2014-15	1	2	3	4	5	6	6	7	7	8	9	10	11	12	13	14	15	15	16	17	18	18	19	20	21	22	22	26	24	25				27-9	
2015-16	1	1	2	2	3	4	4	5	5	6	7	7	7	8	9	10	11	12	13	14	15	16	17	18	18	19	20	21	21	22	23	24		28-10	
2016-17	1	1	2	3	4	4	4	5	6	7	8	8	8	8	9	10	11	11	11	12	13	13	14	15	16	16	17	17	18	19				19-14	
2017-18	1	1	2	3	4	5	6	7	7	8	8	9	10	11	11	11	12	13	13	13	14	15	16	17	18	19	20	21	22	22				22-11	
2018-19	1	2	2	3	3	4	5	5	5	6	7	7	8	8	9	9	10	10	11	12	13	13	14	15	16	17	18	18	19	19	20			21-13	
2019-20	1	2	3	4	5	6	7	8	9	10	11	12	13	14	15	16	17	18	19	20	21	22	23	24	25	26	26	27	28	29	30	30			30-2
2020-21	1	2	3	4	5	6	7	8	9	9	10	11	12	13	14	15	16	17	18	19	20	21	22	23	23	23	23	23	23	23	23				23-5
2021-22	1	1	2	3	4	4	5	5	6	7	8	9	10	10	11	12	12	13	14	15	16	17	17	18	19	20	21	22	23	23	23			23-9	
2022-23	1	2	3	4	4	4	5	6	7	7	8	9	10	11	12	13	13	14	15	16	17	17	18	19	20	21	22	23	23	24	25	26			32-7
Wins Thru	1	2	3	4	5	6	7	8	9	10	11	12	13	14	15	16	17	18	19	20	21	22	23	24	25	26	27	28	29	30	31	32			Final

## San Diego State Mountain West Conference Win Order (since 1999-2000)

Wins Thru	1	2	3	4	5	6	7	8	9	10	11	12	13	14	15	16	17	18	19	20	Final	Note	
1999-00	0	0	0	0	0	0	0	0	0	0	0	0	0	0								0-14	
2000-01	0	0	0	1	1	1	1	1	1	1	2	3	3	4								4-10	
2001-02	0	0	1	1	1	2	2	2	3	4	5	6	7									7-7	Tournament Champion
2002-03	1	2	2	2	3	3	3	3	4	5	6	6	6									6-8	
2003-04	1	2	2	2	2	3	3	3	3	4	5	5	5									5-9	
2004-05	1	2	2	3	3	3	4	4	4	4	4	4										4-10	
2005-06	1	1	2	3	4	5	6	7	8	9	10	11	12	13									

# Jersey Numbers



MOUNTAIN WEST-RECORD 16-TIME CONFERENCE CHAMPIONS

**00**

Leonard Allen	1982-83-84-85
Brett Hoerner	2006-07

**0**

Jim Roban	2001
Tommy Johnson	2002-03-04-05
Alex Williams	2010-11-12
Skylar Spencer	2013-14-15-16
Devin Watson	2018-19
Keshad Johnson	2020-21-22-23

**1**

Deandre Moore	2001-02-03
Brandon Heath	2004-05-06-07

**2**

Wesley Stokes	2004
Jer'Vaughn Johnson	2007-08
Tim Island	2009
Xavier Thames	2012-13-14
Kevin Zabo	2015
Adam Seiko	2019-20-21-22-23

**3**

Shawn Bell	1989
Shawn Jamison	1990
Robert Ringo	1992-93
Marc Carter	1994-95
Jason Richey	1997-98
Jim Roban	2000
Chris Walton	2001-02-04-05
Richie Williams	2006-07-08-09
Tyrone Shelley	2010
LaBradford Franklin	2011-12-13
Angelo Chol	2015-16
Trey Kell	2017-18
Aguek Arop	2019-20
Terrell Gomez	2021
Matt Bradley	2022
Micah Parrish	2023

**4**

Berry Randle	1995-96
Tony Bland	2002-03

Jerome Habel	2007
Malcolm Thomas	2010-11
Ryan Staten	2013
Dakarai Allen	2014-15-16-17
Michael Sohikish	2018-19
Trey Pulliam	2020-21-22
Jared Barnett	2023

**5**

Bob Brady	^1971
Brady Trenkle	1997-99
Bradley Jackson	2000
Al Faux	2001-02
Travis Hanour	2003-04-05
Jon Pastorek	2007-08
Brian Carlwell	2010-11
Garrett Green	2012
Dwayne Polee II	2013-14-15
Jalen McDaniels	2018-19
Yanni Wetzell	2020
Lamont Butler	2021-22-23

**10**

Joe Lavender	~1971
Pete Geoff	1973
Ray Leary	~1974-75-76
Brian Frishman	1977
Hilton Hale	1978-79
Jimmie Ranson	1980
Mark Smith	1981
Keith Smith	1982-83
Anthony Sands	1984-85
Jonny Scruggs	1986-87
Kevin Honaker	1989-90
Chris McKinney	1991
Virgil Smith	1992
Chad Nelson	1994-95-96-97
Karla Kovacic	2001-02
Shawn Weinstein	2005
Brandon Martin	2007
Bryan Horton	2009-10
Tim Shelton	2011-12
Aqeel Quinn	2014-15
Max (Hoetzel) Montana	2017-18
KJ Feagin	2020
Keith Dinwiddie Jr.	2021-22



Jeremy Hemsley (2016-19) wore No. 42 throughout his collegiate career. He scored 1,392 points in his career; was the 33rd player in program history to surpass the 1,000-point milestone and ranks ninth all-time on the program's career scoring list.

**11**

Joe Lavender	^1971
Ray Leary	^1974-75
Tracy Dildy	1986-87
Bryan Williams	1988-89
Arthur Massey	1990
Ray Barefield	1991-92-93
Brady Trenkle	1995
Raymond King	1996
Jasko Visnjic	1998
David Abramowitz	1999-00-01
Steve Sir	2003-04
Tyler Smith	2005
James Rahon	2011-12-13
D'Erryl Williams	2014-15-16-17
Matt Mitchell	2018-19-20-21
Demarshay Johnson Jr.	2023

**12**

Chris Smith	~1972
Brad McNamara	~1973-74
Raul Conteras	~1975-76
Howard Avery	1979
Kevin Bond	1981-82
Anthony Watson	1983-84-85-86
William Campbell	1987
Jason Hamilton	1993-94
Trent Gardner	1995-96
Will Porter	1997-98
Julien Sormonte	1999
Andre Torres	2001
James Johnson	2013-14
Trey Kell	2015-16
Emmanuel Wilson	2017
Nolan Narain	2020
Che Evans	2021-22
Darrion Trammell	2023

**13**

Chris Smith	^1972
Raul Contreras	^1975
Winston Shepard	2013-14-15-16
Caleb Giordano	2019-20
Jaedon LeDee	2023

**14**

Jimmy Harris	~1971-72
Dan Teague	~1973-74
Mike Dodd	1977-78-79
Eddie Morris	1980-81-82-83
Norm Baker	1984
Creon Dorsey	1985-86
Frank Williams	1987
Zylan Cheatham	2016-17
Cade Alger	2021-22-23

**15**

James Harris	^1971-72
Dan Teague	^1974
Bart Brandenburg	1992
Jeremy Lewis	1997
David Kaplansky	1998-99
John Sharper	2003-04-05-06
Kyle Spain	2008-09
Kawhi Leonard (jersey retired 2-1-20)	2010-11
Ben Perez	2016

**20**

Randy Brown	~1972
Ted Tibbs	~1974
Bob Green	^1975
Josh Lowery	1986-87
Courtie Miller	1990-91-92-93-94
Aaron Brown	1998
Jeffrey Berokoff	1999
Andre Torres	2000
Ben Wardrop	2001
Trimaime Davis	2003-04-05-06
Jason Deutchman	2009-10
JJ O'Brien	2013-14-15
Matt Shrigley	2016-17
Jordan Schakel	2018-19-20-21
Chad Baker-Mazara	2022
Matt Bradley	2023

**21**

Evan Burns	2003
Matt Thomas	2005-06-07-08-09

Jamaal Franklin	2011-12-13
Malik Pope	2015-16-17-18
Jared Barnett	2020-21-22
Miles Byrd	2023

**22**

Chris Marlowe	~1971
Jeff Pete	~1972
Mike Honz	~1974
Gary Earle	1974-75-76
Jimmie Ranson	1979
Mark Smith	1980
Chris Manker	2003
Chase Tapley	2010-11-12-13
Josh Davis	2014
Parker U'u	2015-16
Malachi Flynn	2020
Tahirou Diabate	2022

**23**

Chris Marlowe	^1971
Jeff Pete	^1972
Mike Honz	^1974
Rodney Hawkins	1987-88
Arthur Massey	1991
Berry Randle	1993-94
Matt Watts	1998-99
Randy Holcomb	2001-02
D.J. Gay	2008-09-10-11
DeShawn Stephens	2012-13
Kibret Woldemichael	2014-15
Montaque Gill-Caesar	2017
Ed Chang	2019
Joshua Tomaic	2021-22

**24**

James Wilkins	~1971-72
Mark Delsman	~1974-75-76-77
Tony Gwynn	1978-79-80-81
Dana Jackson	1989
Tim McGrath	2006
Tim Shelton	2008-09-10
Ryan Staten	2012-14-15
Nolan Narain	2017-18-19



Aerick Sanders (2001-04) wore No. 34 as an Aztec and in 2003-04 led the team in scoring (16.1/g), rebounding (9.8/g), field goal percentage (.554/g) and blocked shots (1.2/g).

INTRODUCTION  
COACHES & STAFF  
PLAYERS  
2022-23 REVIEW  
RECORDS  
HISTORY  
AZTEC BASKETBALL MEDIA GUIDE



# Jersey Numbers



MOUNTAIN WEST-RECORD 16-TIME CONFERENCE CHAMPIONS



Tony Gwynn (1978-81) wore No. 24 throughout his Aztec basketball career. He set the program record for career assists (590), which still stands today. In addition, the Aztec Hall of Famer (class of 1989), set a then NCAA single-game record with 18 assists against UNLV on Feb. 5, 1980.

Tyler Broughton 2021-22-23

**25**  
Nelson Stewart 1990-91-92  
Jacobi Thompson 1997  
Walter Small 1999-00  
Bryce Smith 2009  
Narbeh Ebrahimiyan 2012-13  
Elijah Saunders 2023

**30**  
Russ Northcutt ~1971  
Bob Gottschalk ~1972  
Jeff Lipscomb ^1973  
Vince Carson ~1975  
Paul DeBolt 1976  
Jerry Brown 1977-79-80  
Kevin Gilbert 1981  
David Ward 1982-83  
Andre Ross 1984-85  
Ty Walker 1988  
Matt Amrose 1994  
Robert Archie 1997  
Mike Mackell 2002  
Chris Lamb 2006-07-08

**31**  
Russ Northcutt ^1971  
Bob Gottschalk ^1972  
Vince Bean ^1974  
Vince Carson ^1975  
Kent Bryant 1987  
Neal Pollard 1992  
Paul Jarrett 1996  
Eric Rohwer 2000  
Andre Torres 2002-03  
Jared Ines 2005  
Lorenzo Wade 2007-08-09  
Montaque Gill-Caesar 2018  
Nathan Mensah 2019-20-21-22-23

**32**  
Sid Smith ^1971  
Steve Leech ^1972  
Steve Copp ^1974-75  
Zack Jones 1981-82  
Steffond Johnson 1986  
J.T. Debs 1987  
Caldin Rogers 1988  
Eric White 1989-90  
John Mollie 1992  
Deon Taylor 1993  
Carlus Groves 1994  
Brian Reinhardt 1996-97  
Myron Epps 1999-00-01  
Ben Wardrop 2002-03  
David Velasquez 2007  
Billy White 2008-09-10-11  
Aaron Douglas 2013  
Desmond Maxwell 2014

**33**  
Sid Smith ^1971  
Steve Leech ^1972  
Steve Copp ^1973-74-75-76  
Steffond Johnson 1986  
J.T. Debs 1987  
Caldin Rogers 1988  
Eric White 1989-90  
John Mollie 1992  
Deon Taylor 1993  
Carlus Groves 1994  
Brian Reinhardt 1996-97  
Myron Epps 1999-00-01  
Chris Manker 2004-05  
Kyle Spain 2006-07  
Ben Kneller 2010  
Jeremy Castleberry 2012-13  
Niksha Federico 2014-15-16  
Aquek Arop 2021-22-23

**34**  
Van Jacobsen ~1971  
Dave Riley ~1974  
Kim Goetz 1978-79

Joe Mendoza 1980-81  
Ira Harge 1984-85  
Jeff Bobin 1986  
Gary Kline 1987  
Terrence Hamilton 1991-92-93-94  
Leon Carter 1995-96  
Armiri Johnson 1997  
Vince Okotie 1999-00  
Aerick Sanders 2001-02-03-04  
Mohamed Abukar 2006-07

**35**  
Dave Riley ~1974  
Jeff Welshans ~1975  
Marty Dow 1990-91  
Derric Croft 1994  
Joel Mensah 2019-20

**40**  
Tom Egerer ~1971  
Larry Jones ~1972-73  
Gary Earle ~1974  
Bob Kovach 1975-76  
Michael Gay 1978-80-81  
Alvin Attles 1984  
Rodney Hawkins 1986  
Juan Espinoza 1987-88  
Joe McNaull 1991-92-93  
Ron Martin 1995  
Fred Ross 1998  
Markee White 2002  
Kelvin Davis 2008-09-10  
Aaron Douglas 2012  
Matt Shrigley 2014-15

**41**  
Tom Egerer ^1971  
Larry Jones ^1972  
Gary Earle ^1974  
Bob Kovach ^1975

**42**  
Ray Samuelson ~1971  
Jerry Tassielli ~1972  
John Service ~1973  
Willie Stanley ~1974-75  
Jerry Brown 1976  
Presnell Gilbert 1977-78-79  
Paul McKinney 1980  
John Garwood 1981-82  
Michael Kennedy 1984-85  
Sam Johnson 1988-89  
Keith Balzer 1991-92-93  
Ron Martin 1996  
Marcelo Correa 1997-98-99-00-01  
Marcus Slaughter 2004-05-06  
Mehdi Cheriet 2009-11  
Jeremy Hemsley 2016-17-18-19  
Triston Broughton 2021-22-23

**43**  
Ray Samuelson ^1971  
Jerry Tassielli ^1972  
Willie Stanley 1974-75  
Alex Sund 1989  
Kareem Anderson 1996  
Ryan Amoroso 2008-09

**44**  
Jeff Pete ~1971  
Chris Marlowe ~1972-73  
John Anderson ~1973-74  
Will Connelly ~1975-76-77  
Rock Lee 1978  
Ken Blackman 1979-80  
Michael Cage 1981-82-83-84

**45**  
Jeff Pete ^1971-72  
Chris Marlowe ^1972  
John Anderson ^1974  
Will Connelly ^1975-76-77  
Mark Pollard 1988-91-92  
Stephen Clark 1997-98  
Valentine Izundu 2017  
Kameron Rooks 2018

**50**  
Steve Leech ~1971  
Chris McMurray ~1972-73  
Joel Kramer ~1974-76-77-78

Chris Holden 1979-80-81-82  
Gerald Murray 1984-85-87  
Tye Fields 1997  
Mohamed Camara 2005-06

**51**  
Steve Leech ^1971  
Chris McMurray ^1972  
Joel Kramer ^1974

**52**  
Gary Schneider ~1971  
Willie Stanley ~1972  
Jerry Brucks 1973  
Mike Dodd 1976  
Brett Davis 1977  
Brett Barnett 1978  
Drew Head 1980-81  
John Martens 1983-84-85-86  
Mitch McMullen 1988-89  
Roy Kruswyk 1997-98  
Joe Mann 1999-00

**53**  
Gary Schneider ^1971  
Willie Stanley ^1972  
Craig Knudsen ^1975  
Chris Davis 1992-94-95  
Darius Rutledge 1996

**54**  
Joel Borchert ~1971  
Ken Barstow ~1972-73  
Allen Bunting ~1974-75-76  
Fred Branch 1977-78  
David Bradley 1981  
Steve Kopicki 1983  
David Grissom 1984  
Jon Baskin 1987  
Neal Steinly 1988-89-90-91

**55**  
Joel Borchert ~1971  
Ken Barstow ~1972-73  
Allen Bunting ~1974-75  
Marcus Banks 1992-93  
Tye Fields 1996

^ - home jersey number. ~ - road jersey number.  
**BOLD RED** indicates member of the 2023-24 team.



Steve Copp (1973-76) completed his collegiate career as San Diego State's third-leading scorer (1,352 pts.). He was the PCAA Player of the Year in 1976 & the only player in program history to earn Academic All-America status.

INTRODUCTION

COACHES & STAFF

PLAYERS

2022-23 REVIEW

RECORDS

HISTORY

AZTEC BASKETBALL MEDIA GUIDE

# Year-By-Year Summary



MOUNTAIN WEST-RECORD 16-TIME CONFERENCE CHAMPIONS

Year	Conference	All Games			Conference			Regular-Season				Conference Tournament	Postseason Results	Head Coach
		W	L	T	W	L	Place	H	A	N	NC			
1921-22	Southern Calif. JC	14	8		4	1	2nd	10-4	4-4	0-0	10-7		C.E. Peterson	
1922-23	Southern Calif. JC	17	5		6	0	1st	14-3	3-2	0-0	11-5		C.E. Peterson	
1923-24	Southern Calif. JC	7	6		5	1	2nd	5-5	2-1	0-0	2-5		C.E. Peterson	
1924-25	Southern Calif. JC	17	7		3	0	1st	16-4	1-3	0-0	14-7		C.E. Peterson	
1925-26	independent	15	4					11-3	4-1	0-0	15-4		C.E. Peterson	
1926-27	So. Calif. Intercollegiate	9	6		5	6	4th	9-0	0-6	0-0	4-0		Tom McMullen	
1927-28	So. Calif. Intercollegiate	10	8		2	6	6th	7-4	3-4	0-0	8-2		Tom McMullen	
1928-29	So. Calif. Intercollegiate	8	8		3	4	4th	7-3	1-5	0-0	5-4		*McMullen/Gross	
1929-30	So. Calif. Intercollegiate	6	6		2	5	5th	6-3	0-3	0-0	4-1		Morris Gross	
1930-31	So. Calif. Intercollegiate	7	3		4	3	3rd	6-1	1-2	0-0	3-0		Morris Gross	
1931-32	So. Calif. Intercollegiate	13	2	1	5	1	1st	9-1-1	4-1	0-0	8-2-1		Morris Gross	
1932-33	So. Calif. Intercollegiate	5	6		4	3	3rd	5-4	0-2	0-0	1-3		Morris Gross	
1933-34	So. Calif. Intercollegiate	11	5		10	2	1st	6-3	5-2	0-0	1-3		Morris Gross	
1934-35	So. Calif. Intercollegiate	13	7		5	5	4th	9-5	4-2	0-0	8-2		Morris Gross	
1935-36	So. Calif. Intercollegiate	11	5		7	3	2nd	9-3	2-2	0-0	4-2		Morris Gross	
1936-37	So. Calif. Intercollegiate	17	9		9	1	1st	14-3	3-6	0-0	8-8		Morris Gross	
1937-38	So. Calif. Intercollegiate	20	8		5	3	2nd	18-7	2-1	0-0	15-5		Morris Gross	
1938-39	So. Calif. Intercollegiate	24	7		6	2	1st	15-6	5-0	4-1	14-4	NAIB Finalist (4-1)	Morris Gross	
1939-40	Calif. Collegiate Athletic	22	6		3	3	3rd	18-3	0-2	4-1	15-2	NAIB Finalist (4-1)	Morris Gross	
1940-41	Calif. Collegiate Athletic	24	7		8	4	T-1st	15-3	4-4	5-0	11-3	NAIB Champions (5-0)	Morris Gross	
1941-42	Calif. Collegiate Athletic	13	9		8	4	1st	10-6	2-2	1-1	4-4	NAIB 2nd Round (1-1)	Morris Gross	
1942-43	independent	14	9					11-5	3-4	0-0	14-9		DeLauer/Mitchell	
1943-44	independent	6	10					4-7	2-3	0-0	6-10		Alex Alexander	
1944-45	independent	11	16					6-12	5-4	0-0	11-16		Alex Alexander	
1945-46	independent	18	8					14-6	4-3	0-0	18-8		Charlie Smith	
1946-47	Calif. Collegiate Athletic	13	15		5	5	T-2nd	12-7	1-8	0-0	8-10		Charlie Smith	
1947-48	Calif. Collegiate Athletic	14	13		5	5	3rd	11-4	3-9	0-0	9-8		Charlie Smith	
1948-49	Calif. Collegiate Athletic	13	13		6	4	2nd	10-2	3-11	0-0	7-9		George Ziegenfuss	
1949-50	Calif. Collegiate Athletic	14	10		5	5	3rd	12-4	2-6	0-0	9-5		George Ziegenfuss	
1950-51	Calif. Collegiate Athletic	9	19		3	7	5th	6-8	3-10	0-1	6-12		George Ziegenfuss	
1951-52	Calif. Collegiate Athletic	11	12		3	5	4th	9-7	2-5	0-0	8-7		George Ziegenfuss	
1952-53	Calif. Collegiate Athletic	16	12		7	3	2nd	12-4	4-8	0-0	9-9		George Ziegenfuss	
1953-54	Calif. Collegiate Athletic	18	6		8	2	1st	11-2	7-4	0-0	10-3	NAIA 1st Round (0-1)	George Ziegenfuss	
1954-55	Calif. Collegiate Athletic	17	9		5	3	T-2nd	9-2	8-7	0-0	12-6		George Ziegenfuss	
1955-56	independent	23	6		-	-	-	14-0	7-5	2-1	19-5	NAIA 2nd Round (1-1)	George Ziegenfuss	
1956-57	Calif. Collegiate Athletic	17	10		6	2	1st	10-4	5-5	2-1	9-7	D-II Quarterfinalist (2-1)	George Ziegenfuss	
1957-58	Calif. Collegiate Athletic	17	8		9	1	T-1st	10-3	7-4	0-1	8-6		George Ziegenfuss	
1958-59	Calif. Collegiate Athletic	17	8		7	3	2nd	12-2	5-6	0-0	10-5		George Ziegenfuss	
1959-60	Calif. Collegiate Athletic	9	17		2	3	6th	6-7	3-9	0-1	7-9		George Ziegenfuss	
1960-61	Calif. Collegiate Athletic	10	14		3	7	6th	10-6	0-8	0-0	7-7		George Ziegenfuss	
1961-62	Calif. Collegiate Athletic	10	16		5	7	5th	7-7	3-9	0-0	5-9		George Ziegenfuss	
1962-63	Calif. Collegiate Athletic	17	9		8	4	T-2nd	12-2	5-7	0-0	9-5		George Ziegenfuss	
1963-64	Calif. Collegiate Athletic	15	11		6	4	3rd	9-3	6-8	0-0	9-7		George Ziegenfuss	
1964-65	Calif. Collegiate Athletic	14	11		5	5	T-3rd	9-3	5-8	0-0	9-6		George Ziegenfuss	
1965-66	Calif. Collegiate Athletic	14	12		6	4	T-2nd	10-3	4-9	0-0	8-8		George Ziegenfuss	
1966-67	Calif. Collegiate Athletic	24	5		9	1	1st	16-0	8-4	0-1	13-3	D-II Quarterfinalist (2-1)	George Ziegenfuss	
1967-68	Calif. Collegiate Athletic	21	6		11	3	1st	9-2	11-3	1-1	9-2	D-II Reg. Third Place (1-1)	George Ziegenfuss	
1968-69	independent	10	15		-	-	-	5-7	4-8	1-0	10-15		George Ziegenfuss	
1969-70	Pacific Coast Ath. Assoc.	13	13		3	7	5th	8-5	5-8	0-0	10-6		Dick Davis	
1970-71	Pacific Coast Ath. Assoc.	12	14		3	7	5th	10-4	2-10	0-0	9-7		Dick Davis	
1971-72	Pacific Coast Ath. Assoc.	18	10		7	5	3rd	11-2	6-8	1-0	11-5		Dick Davis	
1972-73	Pacific Coast Ath. Assoc.	15	11		7	5	3rd	11-2	4-9	0-0	8-6		Dick Davis	
1973-74	Pacific Coast Ath. Assoc.	7	19		4	8	T-4th	5-6	1-12	1-1	3-11		Dick Davis	
1974-75	Pacific Coast Ath. Assoc.	14	13		6	4	2nd	9-5	4-6	1-2	8-8	NCAA 1st Round (0-1)	Tim Vezie	
1975-76	Pacific Coast Ath. Assoc.	16	13		5	5	T-3rd	10-3	4-9	2-1	9-7	Champion (2-0)	NCAA 1st Round (0-1)	Tim Vezie
1976-77	Pacific Coast Ath. Assoc.	13	15		9	3	T-1st	8-4	4-9	1-2	3-11	First Round (1-1)	Tim Vezie	
1977-78	Pacific Coast Ath. Assoc.	19	9		11	3	T-1st	12-1	6-6	1-2	7-5	Semifinalist (1-1)	Tim Vezie	

INTRODUCTION

COACHES & STAFF

PLAYERS

2022-23 REVIEW

RECORDS

HISTORY

AZTEC BASKETBALL MEDIA GUIDE



# Year-By-Year Summary



MOUNTAIN WEST-RECORD 16-TIME CONFERENCE CHAMPIONS

Year	Conference	All Games			Conference			Regular-Season				Conference Tournament	Postseason Results	Head Coach
		W	L	T	W	L	Place	H	A	N	NC			
1978-79	Western Athletic	15	12		4	8	T-5th	13-4	2-8	0-0	0-0			Tim Vezie
1979-80	Western Athletic	6	21		3	11	T-7th	6-11	0-10	0-0	3-10			Smokey Gaines
1980-81	Western Athletic	15	12		8	8	5th	9-5	6-7	0-0	7-4			Smokey Gaines
1981-82	Western Athletic	20	9		11	5	T-2nd	16-2	4-7	0-0	9-4		NIT 1st Round (0-1)	Smokey Gaines
1982-83	Western Athletic	18	10		8	8	T-5th	14-3	4-7	0-0	10-2			Smokey Gaines
1983-84	Western Athletic	15	13		6	10	T-6th	11-5	3-8	1-0	9-3			Smokey Gaines
1984-85	Western Athletic	23	8		11	5	2nd	12-3	8-4	3-1	10-2	Champion (2-0)	NCAA 1st Round (0-1)	Smokey Gaines
1985-86	Western Athletic	10	19		7	9	6th	7-5	1-11	2-3	2-9	Semifinalist (1-1)		Smokey Gaines
1986-87	Western Athletic	5	25		2	14	T-8th	5-12	0-10	0-3	2-10	Quarterfinalist (1-1)		Smokey Gaines
1987-88	Western Athletic	12	17		5	11	7th	9-6	2-8	1-3	7-5	Quarterfinalist (0-1)		Jim Brandenburg
1988-89	Western Athletic	12	17		4	12	9th	11-6	1-10	0-1	8-4	First Round (0-1)		Jim Brandenburg
1989-90	Western Athletic	13	18		4	12	8th	10-6	1-10	2-2	9-5	First Round (0-1)		Jim Brandenburg
1990-91	Western Athletic	13	16		6	10	T-7th	10-6	2-9	1-1	6-5	Quarterfinalist (1-1)		Jim Brandenburg
1991-92	Western Athletic	2	26		0	16	9th	1-13	0-13	1-0	2-10			*Brandenburg/Harrick
1992-93	Western Athletic	8	21		3	15	T-9th	6-9	1-11	1-1	4-5	Quarterfinalist (1-1)		Tony Fuller
1993-94	Western Athletic	12	16		6	12	9th	7-6	4-9	1-1	5-3	Quarterfinalist (1-1)		Tony Fuller
1994-95	Western Athletic	11	17		5	13	9th	9-5	1-11	1-1	5-3	Quarterfinalist (1-1)		Fred Trenkle
1995-96	Western Athletic	15	14		8	10	T-6th	11-4	3-10	1-0	6-3	Quarterfinalist (1-1)		Fred Trenkle
1996-97	Western Athletic	12	15		4	12	7th	9-5	3-10	0-0	8-3			Fred Trenkle
1997-98	Western Athletic	13	15		5	9	6th	7-7	5-6	1-2	7-5	Quarterfinalist (1-1)		Fred Trenkle
1998-99	Western Athletic	4	22		2	12	8th	4-11	0-11	0-0	2-10			Fred Trenkle
1999-00	Mountain West	5	23		0	14	8th	5-10	0-13	0-0	5-8	Quarterfinalist (0-1)		Steve Fisher
2000-01	Mountain West	14	14		4	10	7th	12-5	2-8	0-1	10-3	Quarterfinalist (0-1)		Steve Fisher
2001-02	Mountain West	21	12		7	7	T-4th	12-3	6-8	3-1	11-4	Champion (3-0)	NCAA 1st Round (0-1)	Steve Fisher
2002-03	Mountain West	16	14		6	8	5th	11-6	5-8	0-0	9-4	Quarterfinalist (0-1)	NIT 2nd Round (1-1)	Steve Fisher
2003-04	Mountain West	14	16		5	9	T-5th	11-4	2-10	1-2	9-6	Quarterfinalist (0-1)		Steve Fisher
2004-05	Mountain West	11	18		4	10	6th	7-9	3-8	1-1	6-7	Semifinalist (1-1)		Steve Fisher
2005-06	Mountain West	24	9		13	3	1st	13-2	7-5	4-2	8-5	Champion (3-0)	NCAA 1st Round (0-1)	Steve Fisher
2006-07	Mountain West	22	11		10	6	T-3rd	14-2	6-8	2-1	11-3	Quarterfinalist (0-1)	NIT 2nd Round (1-1)	Steve Fisher
2007-08	Mountain West	20	13		9	7	4th	11-3	6-8	3-2	10-4	Semifinalist (1-1)	NIT 1st Round (0-1)	Steve Fisher
2008-09	Mountain West	26	10		11	5	4th	16-2	6-5	4-3	10-3	Finalist (2-1)	NIT Semifinals (3-1)	Steve Fisher
2009-10	Mountain West	25	9		11	5	T-3rd	14-1	9-7	2-1	11-3	Champion (3-0)	NCAA 1st Round (0-1)	Steve Fisher
2010-11	Mountain West	34	3		14	2	T-1st	14-1	12-1	8-1	15-0	Champion (3-0)	NCAA Sweet 16 (2-1)	Steve Fisher
2011-12	Mountain West	26	8		10	4	T-1st	17-2	7-4	2-2	14-2	Finalist (2-1)	NCAA 2nd Round (0-1)	Steve Fisher
2012-13	Mountain West	23	11		9	7	T-4th	14-1	4-6	5-4	12-2	Semifinalist (1-1)	NCAA 3rd Round (1-1)	Steve Fisher
2013-14	Mountain West	31	5		16	2	1st	15-1	10-2	6-2	11-1	Finalist (2-1)	NCAA Sweet 16 (2-1)	Steve Fisher
2014-15	Mountain West	27	9		14	4	T-1st	16-1	7-5	4-3	10-3	Finalist (2-1)	NCAA 3rd Round (1-1)	Steve Fisher
2015-16	Mountain West	28	10		16	2	1st	16-4	9-2	3-4	7-6	Finalist (2-1)	NIT Semifinals (3-1)	Steve Fisher
2016-17	Mountain West	19	14		9	9	6th	10-4	4-9	5-1	8-4	Semifinalist (2-1)		Steve Fisher
2017-18	Mountain West	22	11		11	7	T-4th	13-2	4-7	5-2	8-3	Champion (3-0)	NCAA 1st Round (0-1)	Brian Dutcher
2018-19	Mountain West	21	13		11	7	T-4th	14-3	5-7	2-3	8-5	Finalist (2-1)		Brian Dutcher
2019-20	Mountain West	30	2		17	1	1st	14-1	11-0	5-1	11-0	Finalist (2-1)	NCAA Tournament canceled	Brian Dutcher
2020-21	Mountain West	23	5		14	3	1st	13-2	6-2	4-1	6-1	Champion (3-0)	NCAA 1st Round (0-1)	Brian Dutcher
2021-22	Mountain West	23	9		13	4	3rd	14-1	5-5	4-3	8-3	Finalist (2-1)	NCAA 1st Round (0-1)	Brian Dutcher
2022-23	Mountain West	32	7		15	3	1st	15-1	8-2	9-4	9-3	Champion (3-0)	NCAA National Final (5-1)	Brian Dutcher

\* - Harrick replaced Brandenburg for final seven games of '91-92 season. McMullen coached first seven games of the '28-29 season.  
All 2019-20 postseason tournaments were canceled due to the coronavirus (COVID-19) pandemic.

INTRODUCTION

COACHES & STAFF

PLAYERS

2022-23 REVIEW

RECORDS

HISTORY

AZTEC BASKETBALL MEDIA GUIDE

# Year-By-Year Rankings



MOUNTAIN WEST-RECORD 16-TIME CONFERENCE CHAMPIONS

## • NCAA Division I Rankings

Year	Div. I Teams	Score Off.	Score Def.	Score Mar.	FG Pct.	FG Def.	3FG Gm	3FG Pct.	FT Pct.	Reb. Mar.	Ast.	BS	Stl.	W-L Pct.	TO	PF	Final RPI*	SoS*	Sagarin
1999-00	310																278	94	273
2000-01	318																159	153	143
2001-02	321	95	175	103	22	137	300	101	256	66	133	97	188	T-80	190	---	47	25	66
2002-03	325	127	164	130	85	216	165	126	221	29	113	205	238	141	177	200	105	76	108
2003-04	326	132	207	174	217	231	187	243	135	146	132	208	71	185	61	132	116	64	111
2004-05	326	172	230	225	222	283	238	234	150	244	265	191	63	252	130	95	189	75	165
2005-06	326	51	136	47	62	178	130	12	55	53	188	168	107	37	195	46	61	116	68
2006-07	325	105	155	96	51	126	254	169	120	173	84	69	42	60	195	12	60	69	71
2007-08	328	214	52	107	146	208	271	245	203	88	199	246	67	100	109	102	85	94	97
2008-09	330	176	15	45	124	60	195	125	114	105	169	242	52	37	73	47	31	34	42
2009-10	334	134	36	36	25	46	258	241	320	10	130	54	96	34	141	35	25	45	45
2010-11	336	81	7	10	43	17	179	145	156	12	125	43	195	2	16	2	3	21	6
2011-12	338	96	82	51	88	39	201	170	132	43	217	288	266	30	87	32	31	60	61
2012-13	345	121	44	47	144	32	185	218	210	65	185	51	146	66	74	13	35	25	37
2013-14	345	196	2	6	212	8	280	103	284	26	329	35	35	5	13	21	13	58	18
2014-15	351	299	2	37	263	7	278	271	331	72	305	24	91	21	65	4	26	59	33
2015-16	351	268	3	47	263	1	284	278	216	32	325	10	239	39	139	37	30	43	45
2016-17	351	281	15	68	299	8	207	318	187	141	324	34	94	122	61	90	99	106	76
2017-18	351	79	59	31	114	54	217	243	162	39	93	189	167	66	91	98	64	96	50
2018-19	351	200	64	101	220	38	179	89	146	123	94	174	236	93	129	259	87	92	87
2019-20	353	76	3	3	34	10	33	13	16	80	46	231	108	2	16	121	4	98	9
2020-21	347	109	8	13	107	12	57	43	133	59	109	220	29	12	36	261	26	110	27
2021-22	350	305	2	60	229	4	297	79	265	122	239	39	79	46	193	241	30	96	33
2022-23	352	182	26	45	220	41	221	4	155	45	184	81	143	9	87	130	15	48	15

\* - Final NCAA RPI or NET (beginning in 2018-19). RED - indicates the highest national ranking in the Mountain West

## • Mountain West All-Games Rankings

Year	Conf. Place	Scoring Off.	Scoring Def.	Scoring Mar.	FT Pct.	FG Pct.	FG Def.	3FG Pct.	3G Def.	Reb. Off.	Reb. Def.	Reb. Mar.	BS	Ast.	Stl.	TO Mar.	A/TO Ratio	3FG Gm	MW Record
1999-00	8	8	6	8	7	7	7	8	7	7	6	8	6	6	5	8	8	8	0-14
2000-01	7	7	6	6	7	7	5	5	2	4	7	7	6	4	4	5	5	5	4-10
2001-02	T-4	3	6	4	8	2	3	6	4	2	7	4	4	4	4	5	6	7	7-7
2002-03	5	5	4	6	7	5	4	7	6	4	1	1	6	4	3	6	7	5	6-8
2003-04	T-5	3	6	7	7	8	6	8	8	2	7	6	7	3	1	2	4	3	5-9
2004-05	6	5	7	7	6	7	7	8	6	7	6	7	6	8	2	2	6	6	4-10
2005-06	1	2	6	2	2	5	4	2	3	3	3	3	5	7	3	6	6	3	13-3
2006-07	T-3	6	4	4	6	5	3	7	2	4	6	4	3	5	1	4	5	7	10-6
2007-08	4	7	5	5	6	5	7	8	5	6	2	3	7	6	3	4	6	9	9-7
2008-09	4	7	1	3	6	5	4	7	2	5	5	4	6	5	1	4	4	8	11-5
2009-10	T-3	5	1	4	9	2	2	7	8	3	1	1	2	5	4	5	4	8	11-5
2010-11	1	3	1	2	4	3	1	4	1	2	1	1	2	6	7	3	3	5	14-2
2011-12	1	4	4	3	4	4	2	6	5	3	5	2	6	5	7	7	4	8	10-4
2012-13	T-4	5	4	3	7	4	3	7	5	3	6	4	2	6	3	6	6	7	9-7
2013-14	1	7	1	1	10	8	1	3	1	3	3	3	2	11	1	1	10	11	16-2
2014-15	1	8	1	3	11	9	1	8	2	4	6	4	2	9	2	3	9	9	14-4
2015-16	1	10	1	1	8	11	1	9	1	3	3	1	2	11	8	6	11	10	16-2
2016-17	6	11	1	2	9	10	1	11	4	5	7	4	1	11	2	2	11	7	9-9
2017-18	T-4	6	1	2	7	5	1	8	2	3	4	3	5	5	5	3	3	7	11-7
2018-19	T-4	7	3	4	5	7	2	2	2	6	7	4	6	4	8	4	4	8	11-7
2019-20	1	6	1	1	1	2	1	2	2	7	2	3	6	5	2	1	1	3	17-1
2020-21	1	5	1	1	5	3	2	1	7	5	6	2	7	5	1	1	1	2	14-3
2021-22	3	9	1	3	8	9	1	2	1	2	6	5	1	8	1	2	10	11	13-4
2022-23	1	7	1	2	9	8	1	9	1	3	3	2	4	6	3	5	6	9	15-3

## • Record By Conference Affiliation

By Conference	Seasons	First Yr.	Last Yr.	All Games				Conference		
				W	L	T	Pct.	W	L	Pct.
Southern California JC Conference	4	1922	1925	55	26		.691	18	2	.900
Independent/No Conference	7	1926	1969	97	68		.588			
Southern California Intercollegiate Athletic Conference (SIAC)	13	1927	1939	154	80	1	.658	67	44	.604
California Collegiate Athletic Association (CCAA)	4	1940	1968	369	258		.589	143	94	.603
Pacific Coast Athletic Association (PCAA)	9	1970	1978	127	117		.520	55	47	.539
Western Athletic Conference (WAC)	21	1979	1999	254	343		.425	112	222	.335
Mountain West Conference (MWC)	23	2000	2023	537	256		.677	234	136	.632
<b>TOTAL</b>	<b>101</b>			<b>1,593</b>	<b>1,148</b>	<b>1</b>	<b>.581</b>	<b>644</b>	<b>548</b>	<b>.540</b>

## • Record By Decade

By Decade	All Games			Conference			By Decade	All Games			Conference		
	W	L	Pct.	W	L	Pct.		W	L	Pct.	W	L	Pct.
1922-29	97	52	.651	28	23	.549	1970-79	142	129	.524	59	55	.518
1930-39#	127	58	.685	57	28	.671	1980-89	136	151	.474	65	93	.411
1940-49	148	106	.583	35	25	.583	1990-99	103	180	.364	43	121	.262
1950-59	159	100	.614	53	31	.631	2000-09	173	140	.553	69	79	.487
1960-69	144	116	.554	55	38	.591	2010-19	256	93	.734	121	49	.712
# - includes tie.							2020-Present	108	23	.824	59	11	.843

INTRODUCTION  
COACHES & STAFF  
PLAYERS  
2022-23 REVIEW  
RECORDS  
HISTORY  
AZTEC BASKETBALL MEDIA GUIDE



# AP National Rankings



## SDSU IN AP TOP-25

Rk.	Weeks	Last Time
1.		
2.		
3.		
4.	6	Feb. 17, 2020
5.	5	Mar. 2, 2020
6.	10	Mar. 16, 2020
7.	7	Jan. 13, 2020
8.	1	Mar. 10, 2014
9.	1	Feb. 28, 2011
10.	2	Mar. 3, 2014
11.	1	Dec. 13, 2010
12.		
13.	8	Dec. 30, 2019
14.	1	Dec. 6, 2010
15.	3	Dec. 23, 2019
16.	4	Nov. 17, 2014
17.	7	Nov. 21, 2022
18.	8	Mar. 13, 2023
19.	5	Oct. 17, 2022
20.	4	Mar. 6, 2023
21.	3	Feb. 13, 2023
22.	7	Feb. 20, 2023
23.	2	Jan. 9, 2023
24.	7	Nov. 28, 2022
25.	9	Feb. 6, 2023
<b>TOTAL</b>	<b>101</b>	

<b>Top-5</b>	<b>11 weeks</b>	<b>Mar. 2, 2020</b>
<b>Top-10</b>	<b>32 weeks</b>	<b>Mar. 16, 2020</b>
<b>Top-15</b>	<b>45 weeks</b>	<b>Mar. 16, 2020</b>
<b>Top-20</b>	<b>73 weeks</b>	<b>Mar. 13, 2023</b>

## SDSU AS AP NATIONALLY-RANKED TEAM

Date*	AP	Pts.	CO	Record	Consecutive
<b>2010-11 season - 19 weeks   Highest Rank: 4   Final Rank: 6</b>					
Oct. 28, 2010	25	158	--	0-0	PS 1
Nov. 15, 2010	25	162	--	1-0	2
Nov. 22, 2010	18	567	22	4-0	3
Nov. 29, 2010	17	594	19	6-0	4
Dec. 6, 2010	14	759	15	8-0	5
Dec. 13, 2010	11	914	10	10-0	6
Dec. 20, 2010	7	1,134	7	12-0	7
Dec. 27, 2010	7	1,157	7	14-0	8
Jan. 3, 2011	6	1,198	6	15-0	9
Jan. 10, 2011	6	1,249	6	17-0	10
Jan. 17, 2011	6	1,294	6	19-0	11
Jan. 24, 2011	4	1,386	4	20-0	12
Jan. 31, 2011	7	1,218	7	21-1	13
Feb. 7, 2011	6	1,259	6	23-1	14
Feb. 14, 2011	6	1,256	6	25-1	15
Feb. 21, 2011	6	1,327	4	27-1	16
Feb. 28, 2011	9	1,151	9	27-2	17
Mar. 7, 2011	7	1,197	6	29-2	18
Mar. 14, 2011	6	1,322	5	32-2	F 19
<b>2011-12 season - 12 weeks   Highest Rank: 13   Final Rank: 22</b>					
Dec. 26, 2011	25	119	--	11-2	1
Jan. 2, 2012	24	196	25	12-2	2
Jan. 9, 2012	22	313	22	13-2	3
Jan. 16, 2012	16	621	16	15-2	4
Jan. 23, 2012	13	832	12	17-2	5
Jan. 30, 2012	17	566	17	18-3	6
Feb. 6, 2012	13	728	14	20-3	7
Feb. 13, 2012	13	688	15	20-4	8
Feb. 20, 2012	24	176	25	20-6	9
Feb. 27, 2012	21	304	23	22-6	10
Mar. 5, 2012	18	441	21	24-6	11
Mar. 12, 2012	22	223	23	26-7	F 12

<b>2012-13 season - 12 weeks   Highest Rank: 15</b>						
Oct. 26, 2012	20	463	20	0-0	PS	13
Nov. 12, 2012	25	128	23	0-1		14
Nov. 19, 2012	25	98	25	2-1		15
Nov. 26, 2012	23	182	21	4-1		16
Dec. 3, 2012	17	410	15	5-1		17
Dec. 10, 2012	18	491	15	7-1		18
Dec. 17, 2012	18	493	15	8-1		19
Dec. 24, 2012	17	557	16	11-1		20
Dec. 31, 2012	19	437	17	11-2		21
Jan. 7, 2013	16	591	15	12-2		22
Jan. 14, 2013	15	704	14	14-2		23
Jan. 28, 2013	22	302	20	16-4		1

<b>2013-14 season - 16 weeks   Highest Rank: 5   Final Rank: 13</b>						
Dec. 2, 2013	24	150	--	5-1		1
Dec. 9, 2013	25	159	24	7-1		2
Dec. 16, 2013	24	176	23	7-1		3
Dec. 23, 2013	20	378	20	9-1		4
Dec. 30, 2013	21	371	19	10-1		5
Jan. 6, 2014	13	823	15	12-1		6
Jan. 13, 2014	10	1,020	11	14-1		7
Jan. 20, 2014	7	1,211	7	16-1		8
Jan. 27, 2014	5	1,337	5	18-1		9
Feb. 3, 2014	5	1,370	5	19-1		10
Feb. 10, 2014	5	1,373	5	21-1		11
Feb. 17, 2014	6	1,232	7	22-2		12
Feb. 24, 2014	13	886	13	23-3		13
Mar. 3, 2014	10	995	10	25-3		14
Mar. 10, 2014	8	1,143	7	27-3		15
Mar. 17, 2014	13	890	11	29-4	F	16

<b>2014-15 season - 7 weeks   Highest Rank: 13</b>						
Oct. 31, 2014	16	560	17	0-0	PS	17
Nov. 17, 2014	16	564	16	1-0		18
Nov. 24, 2014	15	736	15	3-0		19
Dec. 1, 2014	13	784	14	5-1		20
Dec. 8, 2014	18	390	16	6-2		21
Dec. 15, 2014	19	424	17	7-2		22
Feb. 23, 2015	24	117	22	22-6		1

<b>2019-20 season - 15 weeks   Highest Rank: 4   Final Rank: 6</b>						
Dec. 9, 2019	25	197	24	10-0		1
Dec. 16, 2019	20	431	20	10-0		2
Dec. 23, 2019	15	763	14	12-0		3
Dec. 30, 2019	13	780	12	13-0		4
Jan. 6, 2020	7	1,130	7	15-0		5
Jan. 13, 2020	7	1,266	6	17-0		6
Jan. 20, 2020	4	1,422	4	19-0		7
Jan. 27, 2020	4	1,408	4	21-0		8
Feb. 3, 2020	4	1,447	4	23-0		9
Feb. 10, 2020	4	1,422	4	24-0		10
Feb. 17, 2020	4	1,404	4	26-0		11
Feb. 24, 2020	5	1,287	5	26-1		12
Mar. 2, 2020	5	1,375	5	28-1		13
Mar. 9, 2020	6	1,261	6	30-2		14
Mar. 16, 2020	6	1,279	6	30-2	F	15

<b>2020-21 season - 7 weeks   Highest Rank: 16   Final Rank: 16</b>						
Dec. 7, 2020	24	123	--	4-0		1
Dec. 14, 2020	18	455	20	5-0		2
Feb. 15, 2021	25	75	--	15-4		1
Feb. 22, 2021	22	222	25	17-4		2
Mar. 1, 2021	19	406	21	19-4		3
Mar. 8, 2021	19	462	T-19	20-4		4
Mar. 15, 2021	16	521	18	23-4	F	5

<b>2022-23 season - 13 weeks   Highest Rank: 17   Final Rank: 18</b>						
Oct. 17, 2022	19	394	20	0-0	PS	1
Nov. 14, 2022	17	524	19	2-0		2
Nov. 21, 2022	17	601	19	4-0		3
Nov. 28, 2022	24	189	24	4-2		4
Dec. 5, 2022	22	265	22	6-2		5
Jan. 9, 2023	23	222	25	12-3		1
Jan. 30, 2023	22	170	--	17-4		1
Feb. 6, 2023	25	96	23	18-5		2

## MOUNTAIN WEST-RECORD 16-TIME CONFERENCE CHAMPIONS

Feb. 13, 2023	21	271	20	20-5	3
Feb. 20, 2023	22	336	20	21-5	4
Feb. 27, 2023	18	552	19	23-5	5
March 6, 2023	20	370	20	24-6	6
March 13, 2023	18	550	18	27-6	F 7

\* - indicates date of poll. PS - Indicates preseason poll, F - indicates final AP Poll (released prior to the NCAA Tournament).

## SDSU RANKED IN FINAL POLL

Season	AP	USAT
2010-11	6	5
2011-12	22	23
2013-14	13	11
2019-20	6	6
2020-21	16	--
2022-23	18	2

## SDSU RANKED IN PRESEASON POLL

Season	AP	USAT
2010-11	25	--
2012-13	20	20
2014-15	16	17
2022-23	19	20



In the championship game of the 2011 Mountain West Tournament, Billy White (2008-11) scored 21 points and grabbed 12 rebounds as the No. 7 Aztecs hand-

INTRODUCTION

COACHES & STAFF

PLAYERS

2022-23 REVIEW

RECORDS

HISTORY

AZTEC BASKETBALL MEDIA GUIDE

# vs. Nationally Ranked Opponents



MOUNTAIN WEST-RECORD 16-TIME CONFERENCE CHAMPIONS

## Division I Era: 40-107 vs. AP Ranked Teams

Date	AP	CO	Opponent	Result
<b>1970-71 (0-1)</b>				
E.26.71	20		*at Long Beach State	L 61-63
<b>1971-72 (0-4)</b>				
J.6.72	8		*Long Beach State (SA)	L 75-89
F.12.72	8		*at Long Beach State	L 68-85
E.25.72	17		*at Hawai'i	L 75-94
E.26.72	17		*at Hawai'i	L 83-91
<b>1972-73 (0-3)</b>				
N.27.72	17		at Kansas State	L 67-79
F.7.73	3		*at Long Beach State	L 76-97
F.10.73	3		*Long Beach State (SA)	L 66-84
<b>1973-74 (1-4)</b>				
D.11.73	14		at Arizona	L 79-109
D.21.73	13		Kansas State (SA)	W 88-75
J.8.74	7		at Marquette	L 66-90
F.7.74	9		*at Long Beach State	L 48-64
F.9.74	9		*Long Beach (SA)	L 66-84
<b>1974-75 (0-4)</b>				
D.7.74	18		Arizona (SA)	L 79-81
D.9.74	12		Purdue (SA)	L 87-91
J.6.75	13		Marquette (SA)	L 54-58
M.15.75	17		vs. UNLV (NCAA-FR)	L 80-90
<b>1975-76 (0-2)</b>				
D.15.75	5		at UCLA	L 86-101
M.13.76	6		vs. UCLA (NCAA-FR)	L 64-74
<b>1976-77 (0-2)</b>				
N.26.76	4		at UCLA	L 64-74
J.6.77	11		at Arizona	L 77-80
<b>1977-78 (0-1)</b>				
D.10.77	10		at UNLV	L 95-101
<b>1978-79 (2-1)</b>				
D.5.78	17		at San Francisco	W 77-75
D.16.78	5		at UCLA	L 73-97
D.23.78	7		Kansas (SA)	W 81-69
<b>1979-80 (0-3)</b>				
D.8.79	19		at Kansas	L 66-79
J.24.80	20		*Brigham Young (SA)	L 91-123
M.1.80	12		*at Brigham Young	L 81-114
<b>1980-81 (1-4)</b>				
D.30.80	1		DePaul (SA)	L 69-85
J.8.81	17		*at Brigham Young	L 73-84
J.10.81	18		*at Utah	L 74-97
F.12.81	6		*Utah (SA)	L 53-62
F.14.81	15		*Brigham Young (SA)	W 73-72
<b>1981-82 (0-2)</b>				
D.3.81	13		at Arkansas	L 68-85
D.20.81	20		at Georgetown	L 53-71
<b>1982-83 (0-1)</b>				
D.30.82	16		Villanova (SA)	L 57-63
<b>1983-84 (1-1)</b>				
J.12.84	8		*at UTEP	L 59-75
F.9.84	7		*UTEP (SA)	W 73-62
<b>1984-85 (0-1)</b>				
M.14.85	9		vs. UNLV (NCAA-1R)	L 80-85
<b>1985-86 (1-1)</b>				
D.20.85	12		at UNLV	L 85-105
J.18.86	17		*UTEP (SA)	W 67-66
<b>1986-87 (0-1)</b>				
D.4.86	20		Arizona (SA)	L 78-110
<b>1987-88 (2-2)</b>				
J.14.88	18		*New Mexico (SA)	W 64-59
F.18.88	7		*Brigham Young (SA)	ot-W 82-80
F.27.88	16		*at Wyoming	L 59-85
M.9.88	14		vs. Wyoming (WAC-QF)	L 76-83
<b>1988-89 (0-2)</b>				
D.21.88	16		Tennessee (SA)	L 75-77
D.29.88	7		North Carolina (SA)	L 92-103

<b>1990-91 (0-4)</b>				
N.24.90	5		at North Carolina	L 63-99
D.29.90	10		at UCLA	L 74-94
F.9.91	17		*at Utah	L 60-67
M.7.91	8		vs. Utah (WAC-QF)	L 56-67
<b>1991-92 (0-3)</b>				
D.14.91	3		UCLA (SA)	L 64-84
J.18.92	23		*at UTEP	L 58-72
J.23.92	19		*UTEP (SA)	L 54-77
<b>1992-93 (0-4)</b>				
D.12.92	22		UNLV (PG)	L 77-89
J.23.93	22		*at Utah	L 53-78
F.11.93	16		*Utah (PG)	L 77-88
M.11.93	15		at Utah (WAC-QF)	L 64-85
<b>1994-95 (0-1)</b>				
M.9.95	22		vs. Utah (WAC-QF)	L 63-72
<b>1995-96 (0-3)</b>				
J.8.96	25		*at New Mexico	L 74-77
J.15.96	15		*Utah (SA)	L 59-67
F.17.96	7		*at Utah	L 74-88
<b>1996-97 (0-1)</b>				
F.24.97	25		at Stanford	L 50-97
<b>1997-98 (1-2)</b>				
D.16.97	9		Stanford (CA)	L 42-63
J.10.98	21		*Hawai'i (CA)	W 81-72
F.14.98	19		*at TCU	L 69-91
<b>1998-99 (0-3)</b>				
J.7.99	15		*at New Mexico	L 60-90
F.8.99	17		*New Mexico	L 60-85
F.11.99	14		*at Utah	L 38-86
<b>1999-00 (0-2)</b>				
D.12.99	17		at Oklahoma State	L 63-97
J.10.00	--	24	*Utah (CA)	L 55-70
F.10.00	21	20	*at Utah	L 65-83
<b>2001-02 (1-2)</b>				
D.8.01	21	16	Fresno State (CA)	W 93-78
D.29.01	1	1	at Duke	L 79-92
M.15.02	13	16	vs. Illinois (NCAA-1R)	L 64-93
<b>2002-03 (0-2)</b>				
D.7.02	1	1	Arizona (CA)	L 81-89
J.6.03	23	21	Texas Tech (CA)	L 63-75
<b>2003-04 (0-1)</b>				
D.22.03	5	5	at Arizona	L 71-83
<b>2004-05 (0-3)</b>				
D.7.04	16	21	at Washington	L 69-98
F.5.05	21	22	*Utah (CA)	L 41-61
M.5.05	16	15	*at Utah	L 67-77
<b>2006-07 (2-2)</b>				
D.9.06	14	15	Arizona (CA)	L 48-69
J.20.07	13	11	*at Air Force	L 51-56
F.6.07	15	13	*Air Force (CA)	W 62-41
F.24.07	21	22	*Brigham Young (CA)	W 86-74
<b>2007-08 (0-2)</b>				
D.22.07	19	19	at Arizona	L 58-74
M.19.08	24	23	vs. Brigham Young (MWC-SF)	L 54-63
<b>2008-09 (1-1)</b>				
N.18.08	15	15	Arizona State (CA)	L 52-59
M.13.09	25	--	vs. Brigham Young (MWC-SF)	W 64-62
<b>2009-10 (3-4)</b>				
J.9.10	15	14	*New Mexico (VA)	W 74-64
J.23.10	14	13	*Brigham Young (VA)	L 69-71
F.6.10	15	23	*at New Mexico	ot-L 86-88
F.13.10	23	25	*UNLV (VA)	W 68-58
F.24.10	13	11	*at Brigham Young	L 68-82
M.12.10	8	8	vs. New Mexico (MWC-SF)	W 72-69
M.18.10	15	14	vs. Tennessee (NCAA-1R)	L 59-62
<b>2010-11 (2-3)</b>				
N.16.10	11	12	at Gonzaga	W 79-76
J.26.11	9	9	at BYU	L 58-71
F.26.11	7	7	Brigham Young (VA)	L 67-80

M.12.11	8	8	vs. Brigham Young (MWC-CH)	W 72-54
F.24.11	9	8	vs. Connecticut (NCAA-S16)	L 67-74
<b>2011-12 (3-2)</b>				
N.15.11	11	12	at Baylor	L 67-77
N.23.11	23	23	at Arizona	W 61-57
N.30.11	--	22	Creighton (VA)	L 83-85
D.4.11	24	23	California (VA)	W 64-63
J.14.12	12	12	UNLV (VA)	W 69-67
F.11.12	14	16	at UNLV	L 63-65
<b>2012-13 (1-5)</b>				
N.11.12	9	9	vs. Syracuse (USS)	L 49-62
D.1.12	--	24	vs. UCLA (HC)	W 78-69
D.25.12	3	3	vs. Arizona (SS)	L 67-68
J.16.13	--	23	UNLV (VA)	L 75-82
J.26.13	15	17	New Mexico (VA)	W 55-34
F.13.13	24	24	at Colorado State	L 60-66
F.27.13	14	14	at New Mexico	L 60-70
M.15.13	15	14	vs. New Mexico (MW-SF)	L 50-60
<b>2013-14 (4-3)</b>				
N.14.13	6	5	Arizona (VA)	L 60-69
N.29.13	20	18	vs. Creighton (TG)	W 86-80
D.1.13	25	--	vs. Marquette (HC)	W 67-59
J.5.14	16	17	at Kansas	W 61-57
M.8.14	21	21	New Mexico (VA)	W 51-48
M.15.14	20	20	vs. New Mexico (MW-CH)	L 58-64
M.27.14	4	5	vs. Arizona (HC) (NCAA-S16)	L 64-70
<b>2014-15 (2-2)</b>				
N.18.14	25	--	Utah (VA)	W 53-49
N.26.14	3	4	vs. Arizona (LC)	L 59-61
J.14.15	25	--	at Wyoming	W 60-52
M.22.15	4	5	vs. Duke (TW) (NCAA-3R)	L 49-68
<b>2015-16 (1-2)</b>				
N.16.15	16	16	at Utah	L 76-81
N.26.15	14	13	vs. California (OA)	W 72-58
N.27.15	--	22	vs. West Virginia (OA)	L 50-72
D.22.15	2	3	Kansas (VA)	L 57-70
<b>2016-17 (0-1)</b>				
N.14.16	14	14	at Gonzaga	L 48-69
<b>2017-18 (3-2)</b>				
D.21.17	12	15	Gonzaga (VA)	W 72-70
F.10.18	23	23	at Nevada	L 58-83
M.3.18	21	21	Nevada (VA)	W 79-74
M.9.18	22	22	vs. Nevada (MW-SF)	W 90-73
M.15.18	21	19	vs. Houston (IB) (NCAA-1R)	L 65-67
<b>2018-19 (2-2)</b>				
N.19.18	1	1	vs. Duke (LC)	L 64-90
F.20.19	6	6	Nevada (VA)	W 65-57
M.9.19	17	18	at Nevada	L 53-81
M.15.19	14	17	vs. Nevada (MW-SF)	W 65-56
<b>2020-21 (2-0)</b>				
N.25.20	22	21	UCLA (VA) (so)	W 73-58
D.10.20	23	23	at Arizona State	W 80-68
<b>2021-22 (2-2)</b>				
N.26.21	24	25	vs. Southern California (AC)	L 56-73
D.4.21	24	24	at Michigan	L 58-72
J.8.22	20	19	Colorado State (VA)	W 79-49
M.11.22	23	24	vs. Colorado State (TM)	W 63-58
<b>2022-23 (2-3)</b>				
N.22.22	14	12	vs. Arizona (LC)	L 70-87
N.23.22	9	9	vs. Arkansas (LC)	ot-L 74-78
M.24.23	1	2	vs. Alabama (S16)	W 71-64
A.1.23	25	25	vs. Florida Atlantic (FF)	W 72-71
A.3.23	10	12	vs. Connecticut (CH)	L 59-76

**Key**  
 AP - AP poll. CO - Coaches poll. SA - San Diego Sports Arena. CA - Cox Arena. VA - Viejas Arena. AC - Anaheim Convention Center (Anaheim, Calif.). USS - USS Midway (San Diego, Calif.). HC - Honda Center (Anaheim, Calif.). LC - Lahaina Civic Center (Lahaina, Hawaii). OA - Orleans Arena (Las Vegas, Nev.). SS - Stan Sheriff Center (Honolulu, Hawaii). TG - Titan Gym (Fullerton, Calif.). TM - Thomas & Mack Center (Las Vegas, Nev.). TW - Time Warner Cable Arena (Charlotte, N.C.). IB - INTRUST Bank Arena (Wichita, Kan.). 1R - First round. 3R - Third round. S16 - Sweet 16. FF - Final Four. QF - Quarterfinal. SF - Semifinal. CH - Championship game.



# vs. Nationally Ranked Opponents



MOUNTAIN WEST-RECORD 16-TIME CONFERENCE CHAMPIONS

## Top-25 Record By Coach

Pl.	Name	Gms.	W	L	Pct.
1.	Brian Dutcher	20	11	9	.550
2.	Steve Fisher	57	20	37	.351
3.	Smokey Gaines	17	3	14	.176
4.	Tim Vezie	12	2	10	.167
5.	Jim Brandenburg	13	2	11	.154
6.	Fred Trenkle	11	1	10	.091
7.	Dick Davis	13	1	12	.077
8.	Tony Fuller	4	0	4	.000
<b>TOTAL</b>		<b>143</b>	<b>38</b>	<b>105</b>	

## Top-25 Record By Location

Location	Gms.	W	L	Pct.
Home	52	23	29	.442
Away	62	6	56	.097
Neutral	33	11	22	.333
<b>TOTAL</b>	<b>147</b>	<b>40</b>	<b>107</b>	

## Top-25 Record By Home Venue

Venue	Gms.	W	L	Pct.
Viejas/Cox Arena	27	16	11	.593
Sports Arena	23	7	16	.304
Peterson Gym	2	0	2	.000
<b>TOTAL</b>	<b>52</b>	<b>23</b>	<b>29</b>	

## Highest-Ranked Victories

Pl.	Opponent	AP	CO	Date	Result	Note
1.	vs. Alabama	1	2	M.24.23	W, 71-64	NCAA Sweet 16 (Louisville, Ky.)
2.	*Nevada	6	6	F.20.19	W, 65-57	
3.	*Brigham Young	7		F.18.88	of-W, 82-80	
	*UTEP	7		F.9.84	W, 73-62	
	Kansas	7		D.23.78	W, 81-69	
6.	vs. Brigham Young	8	8	M.12.11	W, 72-54	MW Championship (Las Vegas, Nev.)
	vs. New Mexico	8	8	M.12.10	W, 72-69	MW Semifinals (Las Vegas, Nev.)
8.	at Gonzaga	11	12	N.16.10	W, 79-76	
9.	Gonzaga	12	15	D.21.17	W, 72-70	
	UNLV	12	12	J.14.12	W, 69-67	
11.	Kansas State	13		D.21.73	W, 88-75	
12.	vs. Nevada	14	17	M.15.19	W, 65-56	MW Semifinal (Las Vegas, Nev.)
	vs. California	14	13	N.26.15	W, 72-58	Las Vegas Inv. Semis. (Las Vegas, Nev.)
14.	*New Mexico	15	17	J.26.13	W, 55-34	
	*New Mexico	15	14	J.9.10	W, 74-64	
	*Air Force	15	13	F.6.07	W, 62-41	
	*Brigham Young	15		F.14.81	W, 73-72	
18.	at Kansas	16	17	J.5.14	W, 61-57	
19.	*UTEP	17		J.18.86	W, 67-66	
	at San Francisco	17		D.5.78	W, 77-75	
21.	*New Mexico	18		J.14.88	W, 64-59	
22.	*Colorado State	20	19	J.8.22	W, 79-49	
	vs. Creighton	20	18	N.29.13	W, 86-80	Wooden Legacy Semis (Anaheim, Calif.)
24.	*Nevada	21	21	M.3.18	W, 79-74	
	*New Mexico	21	21	M.8.14	W, 51-48	
	*Brigham Young	21	22	F.24.07	W, 86-74	
	Fresno State	21	16	D.8.01	W, 93-78	
	*Hawai'i	21		J.10.98	W, 81-72	
29.	UCLA	22	21	N.25.20	W, 73-58	
	vs. Nevada	22	22	M.9.18	W, 90-73	MW Semifinal (Las Vegas, Nev.)
31.	vs. Colorado State	23	24	M.11.22	W, 63-58	MW Semifinal (Las Vegas, Nev.)
	at Arizona State	23	23	D.10.20	W, 80-68	
	at Arizona	23	23	N.23.11	W, 61-57	
	*UNLV	23	25	F.13.10	W, 68-58	
35.	California	24	24	D.4.11	W, 64-63	
36.	vs. Florida Atlantic	25	25	M.1.23	W, 72-71	NCAA Final Four (Houston, Texas)
	*at Wyoming	25	--	J.14.15	W, 60-52	
	Utah	25	--	N.14.13	W, 53-49	
	vs. Marquette	25	--	D.1.13	W, 67-59	Wooden Legacy Championship (Anaheim, Calif.)
	vs. Brigham Young	25	--	M.13.09	W, 64-62	MW Semifinal (Las Vegas, Nev.)

\* - indicates conference game.

## Coaching Ledger

By Chronology	Years	Seasons	W	L	T	Pct.	CH	NCAA	PS
								App.	App.
C.E. Peterson (HOF Class of 1988)	5	1922-26	70	30		.700	2		0
Tom McMullen*	2+	1927-29	23	17		.575	0		0
Morris Gross (HOF Class of 1989)	12+	1929-42	190	85	1	.690	6		4
Don DeLauer & Dick Mitchell	1	1943	14	9		.609			0
Alex Alexander	2	1944-45	17	26		.395			0
Charlie Smith	3	1946-48	45	36		.563	0		0
George Ziegenfuss (HOF Class of 1994)	21	1949-69	316	229		.580	5	3	5
Dick Davis	5	1970-74	65	67		.492	0	0	0
Tim Vezie	5	1975-79	77	62		.554	3	2	0
Smokey Gaines	8	1980-87	112	117		.489	1	1	1
Jim Brandenburg	4+	1988-92	52	87		.356	0	0	0
Jim Harrick, Jr.**	0+	1992	0	7		.000	0	0	0
Tony Fuller	2	1993-94	20	37		.351	0	0	0
Fred Trenkle	5	1995-99	55	83		.399	0	0	0
Steve Fisher (HOF Class of 2017)	18	2000-17	386	209		.649	10	8	13
Brian Dutcher	6	2018-23	151	47		.763	6	4	4

\* - McMullen coached first seven games of the 1928-29 season (4-3 record). \*\* - Harrick, Jr. replaced Brandenburg for final seven games of '91-92 season.  
 CH - conference championships (regular & tournament); NCAA App. - NCAA appearances (Division I and Division II); PS App. - Postseason appearances.  
 Note: Individual seasons are denoted by the year in which the season ended, i.e. 1921-22 is denoted as 1922.

## Highest Winning Percentage

Pl.	Name	Seasons	Gms.	W	L	Pct.
1.	Brian Dutcher	2018-23	198	151	47	.763
2.	C.E. Peterson	1922-26	100	70	30	.700
3.	Morris Gross*	1929-42	276	190	85	*.690
4.	Steve Fisher	2000-17	595	386	209	.649
5.	George Ziegenfuss	1949-69	545	316	229	.580
6.	Tom McMullen*	1927-29	40	23	17	.575
7.	Charlie Smith	1946-48	81	45	36	.563
8.	Tim Vezie	1975-79	139	77	62	.554
9.	Dick Davis	1970-74	132	65	67	.492
10.	Smokey Gaines	1980-87	229	112	117	.489

## Most Victories

Pl.	Name	Seasons	Gms.	W	L	Pct.
1.	Steve Fisher	2000-17	595	386	209	.649
2.	George Ziegenfuss	1949-69	545	316	229	.580
3.	Morris Gross	1929-42	276	*190	85	.690
4.	Brian Dutcher	2018-23	198	151	47	.763
5.	Smokey Gaines	1980-87	229	112	117	.489
6.	Tim Vezie	1975-79	139	77	62	.554
7.	C.E. Peterson	1922-26	100	70	30	.700
8.	Dick Davis	1970-74	132	65	67	.492
9.	Fred Trenkle	1995-99	138	55	83	.399
10.	Jim Brandenburg	1988-92	139	52	87	.356

\* - Tom McMullen coached the first seven games of the 1928-29 season (4-3 record) & Morris Gross finished the season (4-5 record).

INTRODUCTION

COACHES & STAFF

PLAYERS

2022-23 REVIEW

RECORDS

HISTORY

AZTEC BASKETBALL MEDIA GUIDE

# Statistical History



MOUNTAIN WEST-RECORD 16-TIME CONFERENCE CHAMPIONS

## Division I Era

Season	Overall			Conference			FG-FGA	SDSU Pct.	Opp. Pct.	3FG-FGA	SDSU Pct.	Opp. Pct.	FT-FTA	SDSU Pct.	Opp. Pct.	SDSU Reb.	SDSU Avg.	Opp. Rebs.
	G	W-L	Pct.	W-L	Pct.	PL.												
1970-71	26	12-14	.462	3-7	.300	5th	852-1,793	.475	.470				557-784	.711	.688	1,165	44.8	1,222
1971-72	28	18-10	.643	7-5	.583	3rd	882-2,099	.420	.422				518-757	.684	.662	<b>1,489</b>	<b>53.2</b>	1,381
1972-73	26	15-11	.577	7-5	.583	3rd	758-1,774	.427	.425				414-584	.709	.702	1,254	48.2	1,174
1973-74	26	7-19	.269	4-8	.333	T-4th	747-1,817	.411	.480				332-480	.692	.708	1,104	42.5	1,188
1974-75	27	14-13	.519	6-4	.600	2nd	823-1,865	.441	.440				365-579	.630	.675	1,295	48.0	1,172
1975-76	29	16-13	.551	5-5	.500	T-3rd	927-2,054	.451	.452				413-603	.685	.689	1,362	47.0	1,197
1976-77	28	13-15	.464	9-3	.750	<b>T-1st</b>	900-1,953	.461	.440				351-502	.699	.687	1,308	46.7	1,191
1977-78	28	19-9	.679	11-3	.786	<b>T-1st</b>	919-1,810	<b>.508</b>	.473				413-570	.725	.661	1,129	40.3	1,036
1978-79	27	15-12	.556	4-8	.333	T-5th	890-1,865	.477	.482				400-554	.722	.712	1,018	37.7	1,056
1979-80	27	6-21	.222	3-11	.214	T-7th	854-1,962	.435	.477				388-606	.640	.712	1,128	41.8	1,240
1980-81	27	15-12	.556	8-8	.500	5th	779-1,687	.462	.445				399-605	.660	.698	1,079	40.0	1,019
1981-82	29	20-9	.690	11-5	.688	T-2nd	829-1,745	.475	.442				459-713	.644	.652	1,099	37.9	1,092
1982-83	28	18-10	.643	8-8	.500	T-5th	778-1,647	.472	.464				396-623	.636	.653	1,049	37.5	918
1983-84	28	15-13	.536	6-10	.375	T-6th	789-1,681	.469	.443				442-656	.674	.697	1,120	40.0	961
1984-85	31	23-8	.742	11-5	.688	2nd	976-1,934	.505	.464				541-804	.673	<b>.642</b>	1,202	38.8	1,085
1985-86	29	10-19	.345	7-9	.438	6th	835-1,834	.455	.476				495-774	.640	.646	1,086	37.4	1,209
1986-87	30	5-25	.167	2-14	.125	T-8th	809-1,874	.431	.515	197-521	.378	.354	396-642	.617	.696	1,093	36.4	1,084
1987-88	29	12-17	.414	5-11	.313	7th	705-1,472	.479	.458	131-300	<b>.437</b>	.383	428-697	.614	.713	965	33.3	933
1988-89	29	12-17	.414	4-12	.250	9th	807-1,657	.487	.453	141-359	.393	.348	385-609	.632	.683	1,058	36.5	990
1989-90	31	13-18	.419	4-12	.250	8th	717-1,588	.452	.456	118-376	.314	.310	435-686	.634	.715	996	32.1	1,025
1990-91	29	13-16	.448	6-10	.375	T-7th	769-1,674	.459	.442	86-302	.285	.340	410-616	.666	.713	1,058	36.5	1,013
1991-92	28	2-26	.071	0-16	.000	9th	649-1,577	.412	.467	121-397	.305	.432	413-681	.607	.713	977	34.9	1,051
1992-93	29	8-21	.276	3-15	.167	T-9th	680-1,614	.421	.475	102-315	.324	.395	453-674	.672	.711	1,029	35.5	972
1993-94	28	12-16	.429	6-12	.333	9th	701-1,671	.420	.463	148-444	.333	.372	514-777	.662	.712	1,056	37.7	1,048
1994-95	28	11-17	.393	5-13	.278	9th	623-1,555	.401	.427	112-382	.293	.313	413-683	.605	.649	1,043	37.3	1,041
1995-96	29	15-14	.517	8-10	.444	T-6th	793-1,774	.447	.465	157-457	.344	.371	457-635	.720	.710	1,024	35.3	1,042
1996-97	27	12-15	.444	4-12	.250	7th	670-1,611	.416	.479	186-554	.336	.377	528-748	.706	.736	914	33.9	1,059
1997-98	28	13-15	.464	5-9	.357	6th	661-1,602	.413	.441	175-580	.302	.333	442-670	.660	.665	999	35.7	1,112
1998-99	26	4-22	.153	2-12	.143	8th	615-1,498	.411	.490	131-437	.300	.370	384-627	.612	.674	844	32.5	1,042
1999-00	28	5-23	.179	0-14	.000	8th	619-1,513	.409	.456	120-401	.299	.370	387-569	.680	.707	884	31.6	1,062
2000-01	28	14-14	.500	4-10	.286	7th	671-1,508	.445	.421	164-467	.351	.319	419-636	.659	.658	973	34.8	1,015
2001-02	33	21-12	.636	7-7	.500	T-4th	906-1,902	.476	.429	147-409	.359	.332	496-752	.660	.675	1,219	36.9	1,107
2002-03	30	16-14	.533	6-8	.429	5th	778-1,697	.458	.447	187-526	.356	.364	402-593	.678	.726	1,051	35.0	903
2003-04	30	14-16	.467	5-9	.357	T-5th	786-1,841	.427	.448	181-565	.320	.361	372-533	.698	.714	1,077	35.9	1,053
2004-05	29	11-18	.379	4-10	.286	6th	696-1,629	.427	.462	161-495	.325	.358	436-628	.694	.724	935	32.2	1,003
2005-06	33	24-9	.727	13-3	.813	<b>1st</b>	839-1,823	.460	.438	220-556	.396	.334	558-767	.728	.667	1,176	35.6	1,048
2006-07	33	22-11	.667	10-6	.625	T-3rd	887-1,896	.468	.431	185-534	.346	.329	430-608	.707	.664	1,138	34.5	1,132
2007-08	33	20-13	.606	9-7	.563	4th	793-1,789	.443	.443	181-549	.330	.351	437-644	.679	.669	1,110	33.6	1,026
2008-09	36	26-10	.722	11-5	.688	4th	868-1,953	.444	.410	212-607	.349	.315	468-664	.705	.700	1,220	33.9	1,145
2009-10	34	25-9	.735	11-5	.688	T-3rd	875-1,846	.474	.404	179-564	.317	.350	460-741	.621	.693	1,257	37.0	1,035
2010-11	37	<b>34-3</b>	.919	14-2	.875	<b>T-1st</b>	<b>991-2,141</b>	.463	.396	223-639	.349	.319	455-653	.697	.720	1,396	37.7	1,146
2011-12	34	26-8	.765	10-4	.714	<b>T-1st</b>	863-1,903	.453	.405	197-578	.341	.338	493-703	.701	.690	1,253	36.9	1,103
2012-13	34	23-11	.676	9-7	.563	T-4th	839-1,916	.438	.393	202-618	.327	.323	476-697	.683	.678	1,253	36.9	1,128
2013-14	36	31-5	.861	16-2	.889	<b>1st</b>	873-2,009	.435	.386	186-519	.358	.288	598- <b>902</b>	.663	.675	1,364	37.9	1,180
2014-15	36	27-9	.750	14-4	.778	<b>T-1st</b>	800-1,916	.418	.384	189-591	.320	.303	437-694	.630	.695	1,270	35.3	1,152
2015-16	38	28-10	.737	16-2	.889	<b>1st</b>	885-2,100	.421	<b>.373</b>	222-687	.323	.300	613-892	.687	.726	1,475	38.8	1,266
2016-17	33	19-14	.576	9-9	.500	6th	782-1,878	.416	.388	233-736	.317	.324	463-663	.698	.707	1,199	36.3	1,157
2017-18	33	22-11	.667	11-7	.611	T-4th	902-1,967	.459	.417	239-709	.337	.327	502-702	.715	.727	1,250	37.9	1,077
2018-19	34	21-13	.618	11-7	.611	T-4th	845-1,940	.436	.410	261-721	.362	.324	486-679	.716	.695	1,228	36.1	1,171
2019-20	32	30-2	<b>.938</b>	<b>17-1</b>	<b>.944</b>	<b>1st</b>	852-1,820	.468	.387	<b>291-765</b>	.380	.298	400-519	<b>.771</b>	.728	1,121	35.0	1,015
2020-21	28	23-5	.821	14-3	.824	<b>1st</b>	719-1,596	.451	.392	240-651	.369	.336	384-534	.719	.735	1,003	35.8	<b>895</b>
2021-22	32	23-9	.719	13-4	.765	3rd	761-1,761	.432	.384	192-542	.354	.300	379-548	.692	.680	1,121	35.0	1,056
2022-23	<b>39</b>	32-7	.821	15-3	.833	<b>1st</b>	<b>986-2,251</b>	.438	.409	<b>271-778</b>	.348	<b>.284</b>	532-737	.722	.752	1,416	36.3	1,255

RED indicates Division I era best (SDSU best and opponent low).

INTRODUCTION

COACHES & STAFF

PLAYERS

2022-23 REVIEW

RECORDS

HISTORY

AZTEC BASKETBALL MEDIA GUIDE



# Statistical History



MOUNTAIN WEST-RECORD 16-TIME CONFERENCE CHAMPIONS

Opp.	PF-Dq.	SDSU Ast.	SDSU Avg.	Opp. Ast.	SDSU TO	Opp. TO	SDSU BS	Opp. BS	SDSU ST	Opp. ST	Opp. Points	SDSU Points	Opp. Avg.	SDSU Avg.	Scoring Margin	Reb. Margin	Season
47.0	568-na										2,261	2,263	86.9	87.0	-0.1	-2.2	1970-71
49.3	565-19										2,282	2,195	81.5	78.4	+3.1	+2.9	1971-72
45.2	503-16	299	7.7	394							1,930	1,967	74.2	75.6	-1.4	+3.0	1972-73
45.4	537-21	400	15.4	481							1,826	2,076	70.2	79.9	-9.7	-2.9	1973-74
43.4	510-11	380	14.1	383							2,011	1,976	74.5	73.2	+1.3	+4.6	1974-75
41.3	578-22	533	18.4	552							2,267	2,153	78.1	74.2	+3.9	+5.7	1975-76
42.5	601-30	490	17.5	484							2,151	2,146	76.8	76.6	+0.2	+4.2	1976-77
37.0	616-27	602	21.5	444							2,251	2,038	80.4	72.8	+7.6	+3.3	1977-78
39.1	579-24	523	19.4	403	452	539	83	73	257	188	2,180	2,111	80.7	78.2	+2.5	-1.4	1978-79
45.9	644-20	489	18.1	485	473	509	91	89	194	181	2,096	2,302	77.6	85.3	-7.7	-4.1	1979-80
37.7	577-19	389	14.4	460	445	417	71	82	209	185	1,957	1,958	72.5	72.5	-0.0	+2.6	1980-81
37.7	607-18	461	15.9	445	448	517	102	61	237	158	2,117	1,940	73.0	66.9	+6.1	+0.2	1981-82
32.8	487-13	389	13.9	411	432	404	81	73	190	208	1,952	1,819	69.7	65.0	+4.7	+4.7	1982-83
34.3	535-13	412	14.7	412	489	390	124	69	204	213	2,020	1,965	72.1	70.2	+1.9	+5.7	1983-84
35.0	619-8	488	15.7	499	519	526	133	92	282	234	2,493	2,240	80.4	72.3	+8.1	+3.8	1984-85
41.7	660-23	415	14.3	493	488	491	53	104	258	188	2,165	2,223	74.7	76.7	-2.0	-4.3	1985-86
37.4	642-14	416	14.3	539	495	387	74	110	202	259	2,211	2,391	73.7	82.4	-8.4	-1.3	1986-87
32.2	599-28	420	14.5	407	476	364	102	78	179	227	1,969	2,072	67.9	71.4	-3.5	+1.1	1987-88
34.1	599-31	471	16.2	434	475	389	62	67	199	198	2,140	2,174	73.8	75.0	-1.2	+2.4	1988-89
33.1	621-26	416	13.4	420	456	411	68	73	225	198	1,987	2,096	64.1	67.6	-3.5	-1.0	1989-90
34.9	549-9	460	15.9	401	431	385	126	100	175	212	2,034	2,065	70.1	71.2	-1.1	+1.6	1990-91
37.5	602-18	333	11.9	432	453	391	121	84	152	225	1,832	2,199	65.4	78.5	-13.1	-2.6	1991-92
33.5	550-21	346	11.9	440	504	430	134	104	197	271	1,915	2,175	66.0	75.0	-9.0	+2.0	1992-93
37.4	558-21	334	11.9	430	414	413	106	101	214	217	2,064	2,164	73.7	77.3	-3.6	+0.3	1993-94
37.2	548-17	298	10.6	350	411	402	85	140	176	196	1,771	1,878	63.3	67.1	-3.8	+0.1	1994-95
35.9	537-8	455	15.7	445	393	461	67	118	254	210	2,200	2,154	75.9	74.3	+1.6	-0.6	1995-96
39.2	535-16	326	12.1	465	386	512	71	131	221	185	2,054	2,134	76.1	79.0	-2.9	-5.3	1996-97
39.7	500-16	326	11.6	445	475	502	72	91	221	228	1,939	2,050	69.3	73.2	-3.9	-4.0	1997-98
40.1	468-19	333	12.8	465	452	493	58	112	206	243	1,745	2,039	67.1	78.4	-11.3	-7.6	1998-99
37.9	548-17	376	13.4	460	494	449	64	114	202	266	1,745	2,097	62.3	74.9	-12.6	-6.3	1999-00
36.2	520-11	422	15.1	407	427	421	89	89	183	199	1,925	1,891	68.8	67.5	+1.3	-1.4	2000-01
33.5	689-21	472	14.3	449	508	499	123	114	225	264	2,455	2,339	74.4	70.9	+3.5	+3.4	2001-02
30.1	587-22	431	14.4	423	453	423	84	99	188	226	2,145	2,087	71.5	69.6	+1.9	+4.9	2002-03
35.1	559-21	423	14.1	422	399	478	82	108	246	195	2,125	2,117	70.8	70.6	+0.2	+0.8	2003-04
34.6	509-11	346	11.9	432	409	440	86	94	241	197	1,989	2,062	68.6	71.1	-3.5	-2.4	2004-05
31.8	545-10	432	13.1	444	498	484	101	113	251	226	2,456	2,223	74.4	67.4	+7.0	+3.8	2005-06
34.3	501-8	483	14.6	459	492	525	134	107	271	220	2,389	2,249	72.4	68.2	+4.2	+0.2	2006-07
31.1	583-9	420	12.7	407	448	500	83	107	260	199	2,204	2,090	66.8	63.3	+3.5	+2.5	2007-08
31.8	600-15	467	13.0	406	455	527	90	129	287	213	2,416	2,147	67.1	59.6	+7.5	+2.1	2008-09
30.4	552-8	458	13.5	420	453	453	156	106	251	202	2,389	2,101	70.3	61.8	+8.5	+6.6	2009-10
31.0	542-8	499	13.5	402	402	461	170	100	227	186	2,660	2,192	71.9	59.2	+12.6	+6.8	2010-11
32.4	543-9	417	12.3	414	426	435	79	106	189	185	2,416	2,166	71.1	63.7	+7.4	+4.4	2011-12
33.2	497-5	425	12.5	425	410	429	155	102	235	180	2,356	2,077	69.3	61.1	+8.2	+0.7	2012-13
32.8	600-9	356	9.9	357	355	490	183	151	274	154	2,530	2,052	70.3	57.0	+13.3	+5.1	2013-14
32.0	506-4	377	10.5	332	410	470	179	139	247	198	2,226	1,939	61.8	53.9	+7.9	+3.3	2014-15
33.3	648-14	405	10.7	393	467	463	207	135	212	227	2,605	2,303	68.6	60.6	+8.0	+5.5	2015-16
35.1	572-15	360	10.9	366	387	424	164	116	227	175	2,260	2,064	68.5	62.5	+6.0	+1.2	2016-17
32.6	564-6	488	14.8	440	394	443	107	109	206	201	2,545	2,240	77.1	67.9	+9.2	+5.2	2017-18
34.4	639-20	487	14.3	429	424	444	113	91	197	199	2,437	2,291	71.7	67.4	+4.3	+1.7	2018-19
31.7	534-4	474	14.8	353	344	453	88	61	221	175	2,395	1,903	74.8	59.5	+15.5	+3.3	2019-20
32.0	517-6	392	14.0	349	310	421	78	81	229	127	2,062	1,713	73.6	61.2	+12.5	+3.9	2020-21
33.0	559-6	382	11.9	336	409	463	152	97	239	187	2,093	1,860	65.4	58.1	+7.3	+2.0	2021-22
32.2	643-9	504	12.9	413	452	503	151	116	262	243	2,775	2,475	71.2	63.5	+7.7	+4.1	2022-23

RED indicates Division I era best (SDSU best and opponent low).

## San Diego State NBA Draft List

Year	Player	Franchise	Round	Overall Pick
1950	Dick Barnes	New York Knicks	5th, n/a	n/a
1954	Bob Brady	Philadelphia Warriors	7th, 3rd	57th
1960	Bernie Finlay	Syracuse Nationals	9th, 5th	67th
1968	Dave Miller	San Diego Rockets	17th, 1st	198th
1971	Gary Schneider	San Diego Rockets	19th, 1st	236th
1972	Jimmy Wilkins	Portland Trailblazers	11th, 1st	157th
1973	Chris McMurray	Cleveland Cavaliers	12th, 4th	178th
1976	Steve Copp	New Orleans Jazz	3rd, 8th	42nd
	Bob Kovach	Atlanta Hawks	9th, 2nd	142nd

Year	Player	Franchise	Round	Overall Pick
1976	Ken Smith	Golden State Warriors	10th, 16th	173rd
1978	Joel Kramer	Phoenix Suns	3rd, 19th	63rd
	Steve Malovic	Phoenix Suns	7th, 18th	149th
1979	Kim Goetz	New York Knicks	2nd, 12th	34th
	Mike Dodd	San Diego Clippers	9th, 10th	176th
1981	Tony Gwynn	San Diego Clippers	10th, 7th	210th
1983	Keith Smith	San Diego Clippers	10th, 4th	210th
1984	Michael Cage	Los Angeles Clippers	1st, 14th	14th
1985	Leonard Allen	Dallas Mavericks	3rd, 3rd	51st

Year	Player	Franchise	Round	Overall Pick
1986	Anthony Watson	Denver Nuggets	4th, 17th	89th
	Steffond Johnson	Los Angeles Clippers	5th, 7th	99th
2002	Randy Holcomb	San Antonio Spurs	2nd, 29th	57th
2011	Kawhi Leonard	Indiana Pacers	1st, 15th	15th
2013	Jamaal Franklin	Memphis Grizzlies	2nd, 11th	41st
2014	Xavier Thames	Toronto Raptors	2nd, 29th	59th
2019	Jalen McDaniels	Charlotte Hornets	2nd, 22nd	52nd
2020	Malachi Flynn	Toronto Raptors	1st, 29th	29th

INTRODUCTION

COACHES & STAFF

PLAYERS

2022-23 REVIEW

RECORDS

HISTORY

AZTEC BASKETBALL MEDIA GUIDE

# Awards & Honors



MOUNTAIN WEST-RECORD 16-TIME CONFERENCE CHAMPIONS

## All-Americans

1939	Milton Phelps <i>Honorable Mention, NAIA Little</i>
1940	Milton Phelps <i>First Team, NAIA Little</i>
1940	Don DeLauer <i>First Team, NAIA Little</i>
1941	Milton Phelps <i>First Team, NAIA Little; First-Team Helms</i>
1941	Kenny Hale <i>First Team NAIA Little</i>
1941	Dick Mitchell <i>Second Team NAIA Little</i>
1941	Harry Hodgetts <i>Second Team NAIA Little</i>
1967	Al Skalecky <i>Third Team NABC Div. II; Honorable Mention AP and UPI</i>
1968	Al Skalecky <i>Second Team NABC Div. II</i>
1983	Michael Cage <i>Honorable Mention AP and UPI</i>
1984	Michael Cage - Consensus* Second-Team <i>Second Team AP*, UPI* and Basketball Weekly; Wooden Award All-American Team</i>
2006	Brandon Heath <i>Honorable Mention AP</i>
2011	Kawhi Leonard - Consensus* Second-Team <i>Associated Press*, The Sporting News* and FOXSports.com Second Team; State Farm Coaches** and SI.com Third Team</i>
2012	Jamaal Franklin <i>Honorable Mention AP</i>
2013	Jamaal Franklin <i>Honorable Mention AP</i>
2014	Xavier Thames <i>Honorable Mention AP, CBSSports.com Third Team</i>
2020	Malachi Flynn - Consensus* Second-Team <i>Sports Illustrated, STADIUM - First Team AP*, NABC*, The Sporting News*, USBWA*, The Athletic, CBS Sports, ESPN, NBC Sports and USA Today - Second Team; Wooden Award All-American Team</i>
2021	Matt Mitchell <i>Honorable Mention AP</i>

## Academic All-Americans

1975	Steve Copp ..... 2T
1976	Steve Copp ..... 1T

## Conference Players of the Year

1976	Steve Copp ..... PCAA
1978	Joel Kramer ..... PCAA
1983	Michael Cage ..... co-WAC
1984	Michael Cage ..... WAC
1986	Anthony Watson ..... WAC
2006	Brandon Heath ..... Mountain West
2012	Jamaal Franklin ..... Mountain West
2014	Xavier Thames ..... Mountain West
2020	Malachi Flynn ..... Mountain West
2021	Matt Mitchell ..... Mountain West

## National Coach of the Year

2011	Steve Fisher <i>Naismith, NABC, Adolph Rupp Cup</i>
2020	Brian Dutcher <i>USA Today</i>

## District Coach of the Year

2011	Steve Fisher <i>NABC, USBWA</i>
2012	Steve Fisher <i>NABC, USBWA, Basketball Times</i>
2014	Steve Fisher <i>NABC, Basketball Times</i>
2020	Brian Dutcher <i>NABC, USBWA</i>
2021	Brian Dutcher <i>NABC</i>

## Conference Coaches of the Year

1985	Smokey Gaines ..... WAC
2011	Steve Fisher ..... co-MWC
2012	Steve Fisher ..... MWC
2014	Steve Fisher ..... MWC
2016	Steve Fisher ..... MWC (coaches, media)
2020	Brian Dutcher ..... MWC (coaches, media)
2021	Brian Dutcher ..... MWC (coaches)

## USBWA District Team

2001	Randy Holcomb
2002	Randy Holcomb
2003	Tony Bland
2004	Aerick Sanders
2006	Brandon Heath, Marcus Slaughter
2007	Brandon Heath
2010	Kawhi Leonard
2011	Kawhi Leonard
2012	Jamaal Franklin
2014	Xavier Thames
2020	Malachi Flynn
2021	Matt Mitchell

## NABC District Team

1967	Al Skalecky ..... Div. II, 1T
1967	Gary McCoy ..... Div. II, 1T
1967	Bob Lundgren ..... Div. II, 2T
1968	Al Skalecky ..... Div. II, 1T
1968	David Miller ..... Div. II, 2T
1975	Steve Copp ..... 3T
1976	Steve Copp ..... 3T
1982	Michael Cage ..... 1T
1983	Michael Cage ..... 1T
1986	Anthony Watson ..... 2T
1991	Marty Dow ..... 2T
2002	Randy Holcomb ..... 1T
2003	Tony Bland ..... 2T
2004	Aerick Sanders ..... 1T
2006	Brandon Heath ..... 1T
	Marcus Slaughter ..... 1T
2007	Brandon Heath ..... 1T
2008	Lorenzo Wade ..... 2T
2009	Kyle Spain ..... 1T
	Lorenzo Wade ..... 1T
2010	Kawhi Leonard ..... 1T
	Malcolm Thomas ..... 2T
2011	D.J. Gay ..... 1T
	Kawhi Leonard ..... 1T
2012	Jamaal Franklin ..... 1T
	Chase Tapley ..... 1T
2013	Jamaal Franklin ..... 1T
	Chase Tapley ..... 2T
2014	Xavier Thames ..... 1T
	Josh Davis ..... 2T
2015	JJ O'Brien ..... 1T
2016	Trey Kell ..... 2T
	Winston Shepard ..... 2T
2017	Trey Kell ..... 2T
2019	Jalen McDaniels ..... 1T
2020	Malachi Flynn ..... 1T
	Yanni Wetzell ..... 1T
	Matt Mitchell ..... 2T
2021	Matt Mitchell ..... 1T
	Jordan Schakel ..... 2T
2022	Matt Bradley ..... 2T
2023	Matt Bradley ..... 1T

## NABC Honors Court

2010	Mehdi Cheriet
2017	D'Eryll Williams
2020	Malachi Flynn

## All-Conference Players

<i>Southern California Junior College Conference</i>	
1922	John Hancock
1923	Alvin Morrison
<i>Southern California Intercollegiate Athletic Conference</i>	
1930	Al DeWeese
1932	Bob Tucker, Art Linkletter, Terry Miles

1934	Charles Wilson, Art Linkletter
1935	Clinton Moss
1936	Byron Lindsley
1937	Byron Lindsley
1939	Milton Phelps, Don DeLauer
<i>California Collegiate Athletic Association</i>	
1940	Milton Phelps, Don DeLauer
1941	Milton Phelps, Kenny Hale
1942	Jim Ahler, Joe Davis
1949	Dick Barnes, Tom Keesey
1950	Dick Barnes
1953	Bob Brady
1954	Bob Brady
1955	Tony Pinkins
1956	Tony Pinkins
1957	Tony Pinkins
1958	Bernie Finlay
1959	Bernie Finlay
1960	Bernie Finlay
1963	Jack Shawcroft
1964	Jack Shawcroft
1965	Larry Meek
1966	Al Skalecky, Rip Barrett
1967	Bob Lundgren
1968	Al Skalecky, Dave Miller
<i>Pacific Coast Athletic Association</i>	
1972	Chris McMurray
1975	Steve Copp
1976	Steve Copp (Co-MVP), Will Connelly
1977	Joel Kramer
1978	Joel Kramer (MVP), Steve Malovic
<i>Western Athletic Conference</i>	
1979	Kim Goetz ..... 1T
	Steve Malovic ..... 1T
1980	Tony Gwynn ..... 2T
1981	Tony Gwynn ..... 2T
1982	Zack Jones ..... 2T
	Michael Cage ..... 2T
1983	Michael Cage ..... 1T/Co-MVP
1984	Michael Cage ..... 1T/MVP
1985	Leonard Allen ..... 1T
	Anthony Watson ..... 1T
1986	Anthony Watson ..... 1T/MVP
1991	Marty Dow ..... 2T
1993	Joe McNaull ..... one team, 10 members
1996	Leon Carter ..... one team, 10 members
1997	Jason Richey ..... PD-2T
<i>Mountain West Conference</i>	
2002	Randy Holcomb ..... 1T
	Al Faux ..... 2T
	Tony Bland ..... HM
2003	Tony Bland ..... 2T
	Evan Burns ..... HM
	Mike Mackell ..... HM
	Deandre Moore ..... HM
2004	Aerick Sanders ..... 2T
	Brandon Heath ..... HM
	Marcus Slaughter ..... HM
	Wesley Stokes ..... HM
2005	Brandon Heath ..... 2T
	Marcus Slaughter ..... 2T
	Matt Thomas ..... HM
2006	Brandon Heath ..... 1T/PoY
	Marcus Slaughter ..... 1T
	Mohamed Abukar ..... 2T
2007	Brandon Heath ..... 1T
	Mohamed Abukar ..... 2T
	Jerome Habel ..... HM
	Lorenzo Wade ..... HM
2008	Lorenzo Wade ..... 1T
	Ryan Amoroso ..... 3T
	Billy White ..... 3T
2009	Kyle Spain ..... 2T
	Lorenzo Wade ..... 2T
	Richie Williams ..... 3T
	Billy White ..... HM
2010	Kawhi Leonard ..... 1T
	Malcolm Thomas ..... 2T
	D.J. Gay ..... HM
	Billy White ..... HM
2011	D.J. Gay ..... 1T
	Kawhi Leonard ..... 1T

INTRODUCTION

COACHES & STAFF

PLAYERS

2022-23 REVIEW

RECORDS

HISTORY

AZTEC BASKETBALL MEDIA GUIDE



# Awards & Honors



## MOUNTAIN WEST-RECORD 16-TIME CONFERENCE CHAMPIONS

Malcolm Thomas.....	2T
Billy White.....	HM
2012 Jamaal Franklin.....	1T/PoY
Chase Tapley.....	2T
Tim Shelton.....	HM
Xavier Thames.....	HM
2013 Jamaal Franklin.....	1T
Chase Tapley.....	3T
2014 Xavier Thames.....	1T/PoY
Josh Davis.....	3T
JJ O'Brien.....	HM
Winston Shepard.....	HM
2015 JJ O'Brien.....	1T (coaches), 2T (media)
Winston Shepard.....	2T (coaches, media)
Aqeel Quinn.....	3T (coaches, media)
2016 Trey Kell.....	1T (coaches), 3T (media)
Winston Shepard.....	2T (coaches, media)
Jeremy Hemsley.....	3T (coaches, media)
Skylar Spencer.....	HM (media)
2017 Trey Kell.....	3T (coaches, media)
Jeremy Hemsley.....	HM (coaches)
Dakarai Allen.....	HM (media)
Zylan Cheatham.....	HM (media)
2018 Malik Pope.....	2T (coaches), HM (media)
Jalen McDaniels.....	3T (media), HM (coaches)
2019 Jalen McDaniels.....	2T (coaches, media)
Devin Watson.....	2T (coaches), 3T (media)
2020 Malachi Flynn.....	PoY/1T (coaches, media)
Matt Mitchell.....	1T (coaches), 2T (media)
Yanni Wetzell.....	2T (coaches), 3T (media)
KJ Feagin.....	HM (coaches, media)
2021 Matt Mitchell.....	PoY (coaches), 1T (coaches, media)
Jordan Schakel.....	2T (coaches, media)
Nathan Mensah.....	HM (coaches, media)
Trey Pulliam.....	HM (media)
2022 Matt Bradley.....	1T (coaches), 2T (media)
Nathan Mensah.....	3T (media), HM (coaches)
2023 Aquek Arop.....	HM (media)
Matt Bradley.....	1T (coaches, media)
Lamont Butler.....	3T (coaches), HM (media)
Nathan Mensah.....	3T (coaches), HM (media)
Darriin Trammell.....	HM (coaches)

## Other All-League Honors

### Western Athletic Conference

1993 Jason Hamilton.....	Freshman of the Year
1994 Marc Carter.....	Newcomer Team
1996 Paul Jarrett.....	Newcomer Team
1998 Roy Kruswyk.....	PD-Newcomer Team

### Mountain West Conference

2001 Randy Holcomb.....	Newcomer Team
2003 Evan Burns.....	Freshman of the Year
2008 Billy White.....	Freshman of the Year
2009 Richie Williams.....	Defensive Team
2010 Kawhi Leonard.....	Freshman of the Year
2011 Kawhi Leonard.....	Defensive Team
Malcolm Thomas.....	Defensive Team
2012 Tim Shelton.....	Defensive Team
2014 Josh Davis.....	Newcomer of the Year
Dwayne Polee II.....	Sixth Man of the Year
Skylar Spencer.....	Defensive Team
Xavier Thames.....	Defensive Team
2015 Skylar Spencer.....	Defensive Player of the Year (media)
	Co-Defensive Player of the Year (coaches)
	Defensive Team
JJ O'Brien.....	Defensive Team
2016 Skylar Spencer.....	Defensive Player of the Year (coaches, media)
	Defensive Team
Jeremy Hemsley.....	Freshman of the Year (coaches)
Winston Shepard.....	Defensive Team
2017 Dakarai Allen.....	Defensive Player of the Year (coaches)
	Defensive Team
2019 Jeremy Hemsley.....	Defensive Team
2020 Malachi Flynn.....	Male Athlete of the Year
	Defensive Player of the Year (coaches, media)
	Defensive Team (coaches, media)
	Newcomer of the Year (media)
KJ Feagin.....	Defensive Team (coaches)
2021 Matt Mitchell.....	Defensive Team (coaches)
Nathan Mensah.....	Defensive Team (coaches)
2022 Chad Baker-Mazara.....	Sixth Man of the Year

Matt Bradley.....	Newcomer of the Year (coaches, media)
Lamont Butler.....	Defensive Team (coaches)
Nathan Mensah.....	Defensive Player of the Year (coaches, media)
	Defensive Team (coaches)
2023 Lamont Butler.....	Defensive Team (coaches)
	Defensive Player of the Year (coaches)
Nathan Mensah.....	Defensive Player of the Year (coaches)
	Defensive Team (coaches)

## League All-Tournament Team

### Western Athletic Conference

1985 Leonard Allen, Anthony Watson
1986 Anthony Watson

### Mountain West Conference

2002 Randy Holcomb (MVP), Al Faux
2005 Marcus Slaughter
2006 Marcus Slaughter (MVP), Brandon Heath
2009 Lorenzo Wade
2010 Kawhi Leonard (MVP), Billy White
2011 D.J. Gay, Kawhi Leonard, Billy White
2012 Jamaal Franklin, Chase Tapley
2014 Dwayne Polee II, Xavier Thames
2015 JJ O'Brien, Winston Shepard
2016 Trey Kell, Malik Pope, Winston Shepard
2018 Trey Kell (MVP), Devin Watson
2019 Jalen McDaniels, Devin Watson
2020 KJ Feagin, Malachi Flynn
2021 Matt Mitchell (MVP), Jordan Schakel
2022 Matt Bradley, Nathan Mensah
2023 Matt Bradley (MVP), Jaedon LeDee

## League Players of the Week

Western Athletic Conference	Season	Career	Date
1983 Michael Cage.....			2.14.83
1984 Michael Cage.....	2	1	1.23.84
Michael Cage.....	2	3	1.30.84
Michael Cage.....	3	4	2.13.84
1985 Anthony Watson.....			1.7.85
Leonard Allen.....			1.14.85
Anthony Watson.....	2	2	2.18.85
1986 John Martens.....			1.20.86
Anthony Watson.....	3		2.2.86
1989 Mitch McMullen.....			12.5.88
1991 Mary Dow.....			1.21.91
Arthur Massey.....			2.25.91
1996 Paul Jarrett.....			1.15.96
1997 Jason Richey (Pacific Division).....			12.9.96

Mountain West Conference	Season	Career	Date
2001 Randy Holcomb.....			12.18.00
Randy Holcomb.....	2	2	1.8.01
2002 Tony Bland.....			12.3.01
Al Faux.....			12.10.01
Randy Holcomb.....	3		1.14.02
2003 Aerick Sanders.....			2.10.03
Evan Burns.....			3.3.03
2004 Aerick Sanders.....	2	1	12.1.03
Aerick Sanders.....	2	3	12.22.03
Aerick Sanders.....	3	4	1.5.04
2005 Brandon Heath.....			12.6.04
Brandon Heath.....	2	3	1.17.05
2006 Marcus Slaughter.....			12.12.05
Kyle Spain.....			12.19.05
Brandon Heath.....	3		1.16.06
Marcus Slaughter.....	2	2	1.23.06
Brandon Heath.....	2	4	2.2.06
Brandon Heath.....	3	5	2.20.06
2007 Brandon Heath.....			11.13.06
Brandon Heath.....	2	7	12.18.06
Brandon Heath.....	3	8	2.26.07
2008 Kyle Spain.....			11.12.07
Billy White.....			12.31.07
Lorenzo Wade.....			1.21.08
Billy White.....	2	2	2.25.08
2009 Kyle Spain.....			12.1.08
Lorenzo Wade.....	2		2.2.09
2010 Kawhi Leonard.....			12.14.09
Kawhi Leonard.....	2	2	2.15.10
Kawhi Leonard.....	3	3	3.8.10
2011 Kawhi Leonard.....			11.15.10

Malcolm Thomas.....			12.6.10
Malcolm Thomas.....	2	2	12.20.10
Malcolm Thomas.....	3	3	1.10.11
Kawhi Leonard.....	2	5	2.7.11
D.J. Gay.....			2.14.11
Malcolm Thomas.....	4	4	2.21.11
2012 Chase Tapley.....			11.14.11
Chase Tapley.....	2	2	12.5.11
Jamaal Franklin.....			1.16.12
Jamaal Franklin.....	2	2	2.6.12
Jamaal Franklin.....	3	3	3.5.12
Mountain West Conference	Season	Career	Date
2013 Jamaal Franklin.....			1.14.13
JJ O'Brien.....			1.28.13
Xavier Thames.....			12.2.13
Xavier Thames.....	2	2	1.6.14
Xavier Thames.....	3	3	2.10.14
2015 Winston Shepard.....			12.1.14
Winston Shepard.....	2	2	2.16.15
2016 Trey Kell.....			1.25.16
Jalen McDaniels.....			2.19.18
Trey Kell.....	2		3.4.18
2019 Jalen McDaniels.....			1.21.19
Jalen McDaniels.....	2	3	1.28.19
Devin Watson.....			2.25.19
2020 Yanni Wetzell.....			11.25.19
Malachi Flynn.....			12.2.19
Yanni Wetzell.....	2	2	1.13.20
Malachi Flynn.....	2	2	3.2.20
2021 Matt Mitchell.....	1	1	11.30.20
Jordan Schakel.....			12.14.20
Jordan Schakel.....	2	2	2.15.21
2022 Keshad Johnson.....	1	1	1.3.22
Matt Bradley.....			1.10.22
Matt Bradley.....	2	2	1.6.22
2023 Darriin Trammell.....	1	1	11.14.22
Matt Bradley.....			1.2.23
Matt Bradley.....	2	4	1.13.23

## League All-Academic Team

### Mountain West Conference

2001 Karlo Kovacic.....	* 3.93
Chris Walton.....	3.08
2002 Karlo Kovacic.....	* 3.94
Chris Walton.....	3.13
2004 Chris Walton.....	3.11
2005 Tyler Smith.....	3.05
Chris Walton.....	3.19
2008 Jon Pastorek.....	3.07
2009 Mehdi Cheriet.....	3.38
2012 Garrett Green.....	3.18
2014 D'Erryl Williams.....	3.00
2015 JJ O'Brien.....	N/A
D'Erryl Williams.....	N/A
2016 D'Erryl Williams.....	3.03
2017 D'Erryl Williams.....	3.23
2018 Kameron Rooks.....	3.17
Jordan Schakel.....	3.20
2019 Nathan Mensah.....	3.17
Jordan Schakel.....	3.09
2020 Malachi Flynn.....	3.04
Jordan Schakel.....	3.02
Yanni Wetzell.....	3.15
2021 Cade Alger.....	3.34
Jared Barnett.....	3.11
Triston Broughton.....	3.48
Tyler Broughton.....	3.25
Lamont Butler.....	3.51
Derek Morhar.....	3.67
Joshua Tomaic.....	3.61
2022 Aquek Arop.....	3.01
Lamont Butler.....	3.49
Tahirou Diabate.....	3.61
Joshua Tomaic.....	3.60
2023 Aquek Arop.....	
Lamont Butler.....	
Jaedon LeDee.....	
Nathan Mensah.....	
Adam Seiko.....	

\* - Indicates highest GPA on league team.

INTRODUCTION

COACHES & STAFF

PLAYERS

2022-23 REVIEW

RECORDS

HISTORY

AZTEC BASKETBALL MEDIA GUIDE



## AZTEC HALL OF FAME

### Student-Athletes

#### Dick Barnes - Class of 2011


First-team All-CCAA Center in 1949-50... SDSU MVP in 1950... Led team in scoring with 12.4 ppg.... First Aztec drafted by the NBA (New York in the 5th round)... Attended Hoover High School... Also played professional baseball.

#### Bob Brady (1952-54) - Class of 1995

Completed his collegiate career as the Aztecs all-time leading scorer with 1,389 points... Was his team's leading scorer and Most Valuable Player three straight seasons... Two-time all-league player that led the Aztecs to the 1954 California Collegiate Athletic Association title... Set a school record by converting 213 free throws in a season.

#### Michael Cage (1981-84) - Class of 1993

Second-team All-American (1984)... In 1984, became San Diego State's first basketball consensus All-American (Associated Press, United Press International, and Basketball Weekly)... Honorable mention All-American as a junior (1983) as named by the AP and UPI... Aztec captain and three-time team MVP... 1984 WAC Player of the Year and Co-Player of the Year in 1983... Completed his collegiate career and the program's leading scorer (1,845 points) and rebounder (1,317) & enters 2020-21 ranked second in scoring and still first in rebounds... One of two players in San Diego State men's basketball history to score more than 1,000 points and grab more than 1,000 rebounds (Al Skalecky)... Left SDSU as the all-time leading rebounder in WAC history... Third nationally in rebounding as a freshman (355) and junior (354)... In 1984, was the only player in America ranked in the top-ten in scoring (24.5 pts./game) and rebounding (12.6 rebs./game)... Held the mantle of Aztecs all-time leading scorer for 27 years, from 1984-2007... Still holds the Aztec record in the following categories: single-season scoring (686), scoring average (24.5), field goals made (250), and points, rebounds & assists (1,050), rebounds in a game (26), career free throws made (488), free throw attempts (667) and consecutive games started (112)... A starter in all 112 games in his collegiate career... Member of the gold-medal winning team in the 1983 Pan American Games.



Michael Cage

#### Steve Copp (1973-76) - Class of 1991

A team MVP, team captain and academic All-American... A first-team All-Pacific Coast Athletic Association (PCAA) and co-PCAA Player of the Year honoree... Led the PCAA in scoring in 1976... On the program's single-season and career records lists he is still in the top-25 in 21 categories, including in the top-10 in 10 of them... Completed his career with 1,307 points... Interviewed for Rhodes Scholarship.

#### Mike Dodd (1976-79) - Class of 2007

A two-sport standout in the late 1970s, starting in both basketball (1975-79) and volleyball (1978-80)... A guard who led the team in field-goal percentage (.518) in 1976-77 and averaged 12.6 points and 3.7 rebounds per game as a senior (1978-79)... Served as team captain in his senior season, playing alongside the likes of Tony Gwynn, Steve Malovic and Kim Goetz under head coach Tim Vezie.

#### Bernie Finlay (1958-60) - Class of 2005

Completed his collegiate career with 1,110 points, at the time the third Aztec to reach the 1,000-point milestone... A three-time all conference selection... Averaged 20.1 points per game, the fifth-best single-season scoring average in school history... Was the program's top career free throw percentage shooter upon completion of his collegiate career (.777) and No. 2 in single-season percentage (.826 - 1959), currently ranks No. 16 and No. 15, respectively entering 2020-21... Selected by the Syracuse Nationals' in the 1960 NBA draft.

#### Jamaal Franklin (2011-13) - Class of 2018

A three-year letterwinner who went from seldom-used freshman into a two-time All-American (AP Honorable Mention), SDSU's first since Michael Cage... Played in three straight NCAA tournaments... Was a member of the record-setting 2010-11 club that reached the Sweet 16 and posted a 34-3 record... Named the nation's Most Improved Player by CBSsports.com in 2012 after finishing with the second-highest improvement in points (+14.49) and rebounds (+6.96) from the previous season... Named 2012 Mountain West Player of the Year and finished his career as a two-time first-team all-MW performer... Posted the largest scoring improvement from year No. 1 to year No. 3 among all 1,000-point scorers in Aztec history (+14.1)... Scored in double figures 61 times and grabbed 10 or more rebounds 27 times... Had 26 double-doubles... Led the team in scoring 38 times, rebounding 43 times and assists 21 times... Was the 11th Aztec to have 1,000 points and 500 rebounds in a career... SDSU Division I rankings at the end of his collegiate career: No. 9 in free-throw percentage, No. 11 in rebounds, No. 13 in points and in three-point field goals and No. 16 in blocked shots.

#### D.J. Gay (2008-11) - Class of 2017

Head coach Steve Fisher called him, "The Most Important Player on the Team"... Started as a shooting guard and finished as one of the top point guards in SDSU history... Played in all 140 games and made 120 starts, including 71 straight to end his career... Finished his career ranked No. 1 in games played, No. 2 in three-point attempts and games started, No. 3 in three-point field goals and minutes played, No. 4 in consecutive games started, No. 6 in field-goal attempts, No. 8 in assists, tied for No. 9 in steals, No. 12 in points and three-point field-goal percentage, No. 19 in field goals and No. 20 in free throws... Guided SDSU to the postseason all four seasons (2008, '09 NIT, 2010, '11 NCAA), including a trip to the Sweet 16 in 2011... Helped SDSU win 105 games, the most in a four-year period, including a school-record 34 games in 2011... Instrumental in SDSU winning back-to-back MW tournament titles (2010, '11) and a share of the MW regular-season crown in 2011... Was a 2010 honorable mention all-MW choice, 2011 all-MW first team and MW all-tourney selection, 2011 NABC all-district honoree... One of 10 finalists for the 2011 Bob Cousy Award... Produced 56 double-digit scoring games, including nine 20-point efforts... Led the team in scoring 18 times and in assists 53 times.



D.J. Gay

#### Kim Goetz (1978-79) - Class of 2006

One of the greatest shooters in San Diego State men's basketball history, known during his playing days as "The Long Ranger"... Led team in scoring in both of his seasons in the Scarlet and Black... Was an All-Western Athletic Conference selection in 1979, averaging over 20 points/game and shot a school-record 90.2 free-throw percentage... Owns three of the top-10 scoring games in school history, including a career-best and then program-high 44-point effort against Utah on March, 3 1979... One of two Aztecs whose career was two years in length and scored at least 1,000 points (1,005).

#### Morris Gross (1923-27) - Class of 1989

Won six conference basketball titles, the most by an Aztec coach... Coached the Aztecs to three straight NAIA national championship games, including winning the 1941 title... Served as Director of Athletics from 1935-1941... Won nine varsity letters in three sports... Served as football and baseball team captain... Served as an assistant football coach and head coach for baseball.

#### Tony Gwynn (1978-81) - Class of 1989

A two-sport standout who earned all-conference honors in basketball and All-America honors in baseball... Set a then NCAA record with 18 assists in a basketball game vs. UNLV on Feb. 5, 1980 which still stands as the SDSU single-game record... His 16 games with 10 or more assists also are an Aztec record... Completed his collegiate career with a school-record 590 assists and is still more than 100 assists ahead of the second place total (479)... Appears in the top-20 in career categories in assists average, steals, free throws and free throw attempts... Owns the program's single-season records for assists (221) & assist average (8.2) and appears in the top-25 in free throw percentage and two more times each in assists and assist average... On the career lists was a career .399 hitter in baseball... Drafted on the same day by the San Diego Padres (MLB) and San Diego Clippers (NBA).

INTRODUCTION  
COACHES & STAFF  
PLAYERS  
2022-23 REVIEW  
RECORDS  
HISTORY  
AZTEC BASKETBALL MEDIA GUIDE



# Aztec Hall of Fame



MOUNTAIN WEST-RECORD 16-TIME CONFERENCE CHAMPIONS

## **Kenny Hale (1941, 1946-47) - Class of 1997**

A first-team Little All-American guard... Was an all-tournament selection after SDSU's run to the 1941 national title... Led the Aztecs in scoring three times in five tournament games... Known for his outside shooting and quickness... Left school to join the Navy in World War II and returned in 1946 to finish his college career.

## **Brandon Heath (2004-07) - Class of 2013**

A four-year letterwinner who finished as the Aztecs' all-time leader in the following statistical categories: scoring, field goals, field goals attempted, three-point field goals, three-point field goals attempted, steals, games played, games started, double-digit scoring games (112) and minutes played... Also finished among the school's all-time leaders in victories (2nd - 71), assists (3rd), conference victories (3rd - 32), scoring average (4th), three-point field goal percentage (10th), and rebounds (17th)... Finished as the only player in the DI era to rank among SDSU's top 20 players in scoring (1st), rebounding (17th) and assists (3rd)... Finished as the only player in the then 86-season history of the program to produce a 30-point scoring game in each of his four seasons... Won 71 games during his career, the second-highest total during a four-year span in school history... Guided SDSU to the 2006 NCAA tournament and to the second round of the 2007 NIT... SDSU's 2006 outright MW title was its first in the DI era and first since 1967-68... Became the first player in SDSU history to earn all-MW accolades all four seasons (Fr.: honorable mention, So.: second team; Jr.: player of the year and first team; Sr.: first team)... One of only four players in school history to have five 30-point scoring games... Played in 125 games and recorded 112 double-digit scoring games, 54 20-point scoring games and five 30-point games... Led the Aztecs in scoring 60 times, in assists 45 times and rebounds nine times... Eight-time MW player of the week... Hit 13 big shots that either gave the Aztecs a lead it did not relinquish or forced overtime in the final 1:45 of the game... Completed his Aztec career as the all-time MW leader in scoring and steals and having scored in double figures a school-record 58 consecutive games and having started 85 straight games.

## **Harry Hodgetts (1939-41) - Class of 1999**

Helped lead SDSU to two national runner-up finishes and the NAIA 1941 national championship... Was the defensive stopper... Guarded Jackie Robinson in the Aztecs' 1941 win over UCLA... Prepped locally at Hoover High School... Recipient of the 1998 Hoopla Award for lifetime commitment to San Diego State.

## **Randy Holcomb (2001-02) - Class of 2012**



Randy Holcomb

Signaled the beginning of a new era in SDSU basketball when the nationally prominent player elected to sign with the Aztecs out of junior college... In his two seasons carried much of the offensive burden for the Aztecs... Played for two coaches who won national titles in Fresno State's Jerry Tarkanian and Fisher... Started all 61 games after transferring from L.A. City College... Led SDSU to a 35-26 record in his two seasons, when the Aztecs posted a 9-45 record the two years before his arrival... Helped SDSU advance to the 2002 NCAA Tournament, the first time since 1985... In two seasons he recorded 19 double-doubles, led SDSU in rebounding 40 times, in scoring 31 times and in assists seven times... Had 63 career double-figure scoring games; 56 came while at SDSU... Career SDSU ranks upon the completion of his eligibility: 19th in scoring, tied for 10th in blocked shots, tied for ninth in career starts since the 1978-79 season... Only MWC player selected in the 2002 NBA Draft; picked in the second round (57th overall) by the San Antonio Spurs.

## **Joel Kramer (1974-78) - Class of 1997**

Named the 1978 Pacific Coast Athletic Association Most Valuable Player... A two-time team MVP... Completed his collegiate career by playing in 85 straight games, after recovering from a broken foot... Totaled over 700 rebounds for his Aztec career and averaged over nine per game his last two seasons... Spent five seasons with the Phoenix Suns... A Patrick Henry High School product.

## **Kawhi Leonard (2010-11) - Class of 2016**

Started 69 of the 70 games in which he competed... Finished with 64 straight starts... Led SDSU to the 2010 Mountain West (MW) Tournament title, 2011 MW regular-season title and 2011 MW Tournament title... Helped the Aztecs to the 2010 NCAA Tournament First Round and 2011 NCAA Tournament Sweet 16... Led SDSU to its first NCAA Tournament win in school history in 2011... 2011 All-American (second team by AP, Sporting News, FOXSports.com, third team by State Farm Coaches and SI.com)... Was the program's second consensus All-American... Logged 40 career double-doubles, which is the second most in school history behind Michael Cage's 61... Tied Andrew Bogut for the most career double-doubles in MW history... Set the MW all-time mark

for career double-doubles in MW games (21) and double-doubles in a single season in MW games (12)... Posted 56 career double-figure scoring games and 42 career double-figure rebounding efforts (nine with 15+)... Led the team in scoring 27 times, rebounding 43 times and assists 16 times... Scored at least 20 points 12 times in his career... In 2010: MW Tournament MVP and first-team selection... The only freshman in MW history to earn first-team all-conference honors... MW Freshman of the Year ... Sporting News All-Freshman second team... NABC All-District 17 selection... Only freshman in the then 11-year history of the MW to earn conference player of the week accolades three times... One of only four freshmen in Division I to lead his team in scoring and rebounding... In 2011: Voted first-team All-MW, MW All-Tournament Team, MW All-Defensive Team, NABC All-District 17 and USBWA All-District IX teams... Was one of 10 candidates for Naismith Award and one of 20 candidates for Wooden Award... Was a two-time MW Player of the Week... Voted the CBE Classic Oxford Subregional MVP... Ended the campaign with 23 double-doubles, the fourth most in America ... SDSU Division I career rankings at time of departure: second in rebound average, fifth in rebounds, seventh in consecutive games started, 14th in field-goal attempts, 16th in scoring average, 16th in games started, 18th in blocks, 19th in points, 20th in field goals and 20th in steals.

## **Art Linkletter (1932-34) - Class of 1990**

A three-year starter on the men's basketball team who led the squad in scoring as a junior and a senior... A first-team all-conference pick... Also left school as the Aztec record holder in the backstroke (men's swimming)... Received the NCAA's highest honor, the Teddy Roosevelt Award, in 1980... Long-time national television personality and author.

## **Chris Marlowe (1971-73) - Class of 1994**

A two-time volleyball All-American that led SDSU to the 1973 national title... Competed in 80 games with 45 victories as a member of the basketball team and averaged 5.0 points and 3.3 rebounds for his career... A member of the U.S. National team and the MVP of the 1976 U.S. Olympic team in Montreal... Captain of the Olympic gold-medal squad in 1984... A five-time U.S. Volleyball Association MVP... Ultra-successful pro beach volleyball player... Went on to a successful career in television broadcasting.

## **Dick Mitchell (1940-42) - Class of 1998**

Center for the 1941 national championship team... A 1941 second-team All-American... Left the San Diego State as its third all-time scorer... Won 59 of 81 games in which he competed... Participated in the NAIA Tournament in each of his three years... Earned three varsity letters in baseball and was an all-conference pick in that sport in 1942... Was a national caliber badminton player in the 1950s... Inducted into the Badminton Hall of Fame in 1974.

## **Paul Mott (1925-28) - Class of 1996**

A three-sport star (basketball, football, track & field)... A two-time team captain in basketball and led the team in scoring twice... Leading scorer in football for three seasons and led the team in rushing twice... Left the school as the record holder in the javelin and shot put... Was an all-conference selection in all three sports... Taught school in San Diego for 28 years.

## **Graig Nettles (1964-65) - Class of 1998**

A two-year basketball letterman... Led the baseball squad in hitting and homers in 1965 and set the school record for fielding percentage by a shortstop at .951... A big-leaguer with the Twins, Indians, Yankees, Padres and Braves... Retired as the American League record holder for homers by a third baseman with 319.

## **Milton Phelps (1938-41) - Class of 1988**

"Milky" was the first Aztec athlete to achieve first-team, major-college All-America honors... Three-time team MVP... His double-figure scoring average led the team in each of his first three years... Led SDSU to the NAIA national title in 1941... He died in an aviation training accident during World War II.

## **Tony Pinkins (1955-57) - Class of 1992**

Broke the SDSU scoring record in 1957 (1,475 points) and held the mark as the school's top scorer for 27 years... Remains the top Aztec scorer in a three-year career and fifth overall in program history... Ranks third all-time in career scoring average (18.1)... A three-time all-CCAA selection... Sits in second place with 485 career free throws and holds the record for free throws in a three-year career... Led SDSU to the NAIA national tournament in 1956 and the college division playoffs in 1957... His 495 career field goals are the seventh most all-time and the record for a three-year career and 485 career free throws are also second all-time at San Diego State.

## **Jack Shawcroft (1963-65) - Class of 2020**

Won three letters for the Scarlet and Black ... Garnered all-CCAA accolades in 1963 and 1964 ... Was named the Aztecs' most valuable player in all three seasons he played ... Also served as team captain during the 1963-64 campaign ... Led Aztecs in scoring in '62-63 (11.7 ppg) and 63-64 (14.0 ppg) ... Helped SDSU to three consecutive winning seasons, as the team posted records of 17-9, 15-11 and 14-11 in his career ... The Aztecs' CCAA finishes in those years were T-2nd, 3rd, T-3rd.

INTRODUCTION

COACHES & STAFF

PLAYERS

2022-23 REVIEW

RECORDS

HISTORY

AZTEC BASKETBALL MEDIA GUIDE

## Al Skalecky (1966-68) - Class of 1988

More than 50 years after his final game as an Aztec, Al Skalecky continues to have an impact on the SDSU record book... Rebounding averages of 13.7 and 13.6 per game, in 1966 & 1967 respectively, still rank as the two best in school history... His 394 rebounds are the most in a season by an Aztec... Ranks 12th in career scoring (1,271 points), an incredible feat considering he played in an era that did not feature the three-point line or freshman eligibility... Led SDSU to a 20-4 California Collegiate Athletic Association mark, including two championships, during his junior and senior seasons.

## Willie Steele (1947) - Class of 1988

Willie Steele attended Hoover High School in San Diego, where as a senior in 1941 he jumped 24 feet, 3/4 inches (24-00.75) at the Southern Section Championships... That mark qualified him for the California State Meet at San Jose State College, where he took second with a 23-03.50 leap... He then competed as a freshman at SJSU in 1942, where he long jumped 25-08.00... After his first year of college, Steele enlisted in the military and fought in World War II... At the conclusion of the war, he moved back to San Diego, where he resumed his college studies and track and field career at San Diego State in 1946 under Aztec Hall of Fame coach Charles Peterson... That year he was the conference champion with a 23-06.50 mark and won the AAU National Championship with a 24-00.25 leap... His longest jump in 1946 was 25-01.875 - a school record... In 1947, after Charles "Choc" Sportsman became the track and field coach, Steele won the 1947 NCAA Track and Field Long Jump Championship with a 26-06.00 leap that broke Jesse Owens' NCAA record by over four inches... He went on to win the AAU National Championship again in 1947 with a 24-09.25 jump... In 1948, Steele won the 1948 NCAA Track and Field Long Jump Championship (24-11.25) as well as the 1948 U.S. Olympic Trials (26-02.25)... He went on to win the gold medal at the 1948 Olympics (25-08.00)... Steele was the first Aztec to win an Olympic medal... He also batted .317 for the Aztec baseball team and was a center on the basketball squad... An Olympic gold medal winner, three-time national champion, and two-time NCAA All-American, Steele won the long jump title 27 times in the 29 major track meets in which he competed... He was inducted into the San Diego Hall of Champions in 1958 and the USA Track and Field Hall of Fame in 2009.

## Xavier Thames (2012-14) - Class of 2019

Played three seasons at San Diego State after seeing action in 31 games, which included four starts as a true freshman at Washington State (2009-10)... Played in 97 games, starting 91... Guided SDSU to two MW titles (2012 co-regular season, 2014 regular season) and three NCAA berths, including the 2014 Sweet 16... Scored in double figures 59 times with 15 of at least 20 points... Had two double-doubles... Led the team in scoring 31 times, rebounding four times and assists 53 times... Helped the Aztecs to three seasons of 23 wins or more (26 in 2012, 23 in 2013, 31 in 2014)... SDSU Division I career rankings: 3rd in free-throw percentage, 5th in free-throws, 7th in conference victories, 8th in scoring, 9th in victories, 10th in assists, 10th in three-point field goals, 10th in minutes played, 11th in games started, 14th in three-point field-goal percentage, 14th in points-rebounds-assists, 15th in steals, 19th in efficiency points, 24th in scoring average... 2014 AP Honorable Mention All-American, CBSports.com Third-Team All-American, NCAA West Region all-tournament, MW Player of the Year, first-team all-conference, MW all-defensive team, MW all-tournament, NABC and USBWA all-district, Bob Cousy Award finalist, midseason Oscar Robertson and Naismith Trophy Watch List, three-time MW Player of the Week, two-time national player of the week... 2012 Honorable Mention all-Mountain West.

## Anthony Watson (1983-86) - Class of 2015

Played in 110 games posting a 66-50 record... Leading scorer on the 1985 NCAA Tournament team and third-leading scorer in SDSU history (1,735 points)... Last Aztec player to earn league most valuable player honors (1985-86 WAC Player of the Year) until 2006... A two-time first-team all-WAC selection (1985 & 1986)... In both 1985 and 1986 he was named to the WAC All-Tournament Team and was the first Aztec Division I player to be named to an all-conference tournament team twice... Ended his career as the fourth-leading scorer in WAC history trailing only Devin Durrant, Danny Ainge and SDSU's Michael Cage. He combined for 93 starts and his 22.5 points per game average in the 1985-86 season is second highest in school history... His 702 career field goals were the most by any Aztec player until 2007... Is one of eight players in SDSU Division I history to earn league player-of-the-year accolades.

## Coaches

### Steve Fisher (Head Coach from 2000-2017) - Class of 2017

Head coach of the Aztecs for 18 seasons, guiding SDSU to a Mountain West-record 10 conference titles, eight NCAA tournaments among 13 postseason appearances... Had an Aztec career record of 386-209 and finished as the school's all-time winningest coach... 2011 Naismith, NABC and Adolph Rupp National Coach of the Year Award honoree... Designated a District Coach of the Year nine times (NABC & USBWA in 2011, NABC, USBWA & Basketball Times in 2014 and NABC & Basketball Times in 2014)... Led San Diego State to its first Division I NCAA tournament win in 2011 and reached the Sweet 16 and finished with a school-record 34 victories (34-3)... Recipient of the 2015 John R. Wooden Legends of Coaching Award... Returned the Aztecs to the NCAA Sweet 16 in 2014 when they compiled a 31-5 record... Helped the program to its first top-25 ranking in 2011 when it opened at No. 25 in the preseason poll and peaked as high as No. 4... Coached Aztec Hall of Fame inductees Jamaal Franklin, D.J. Gay, Brandon Heath, Randy Holcomb, Kawhi Leonard & Xavier Thames.



Steve Fisher

### C. E. Peterson (Head Coach from 1921-26) - Class of 1998

The "Grand old man of San Diego State"... Carved out a 71-30 mark as head basketball coach in five seasons... Was the first Aztec football coach and finished with a 44-31-4 mark... Led the Aztec track team to seven conference titles during his 25-year career... Was the Dean of Men from 1928 to 1953... Peterson Gym, the on-campus facility, is named for him... Coached Aztec Hall of Fame inductees Morris Gross & Paul Mott.

### George Ziegenfuss (Head Coach from 1948-69) - Class of 1994



George Ziegenfuss

Won 316 games in 21 years as the Aztec coach, the most victories in program history until Steve Fisher surpassed him in the 2014-15 campaign... Had only two seasons where he did not reach double digit wins and enjoyed 16 seasons of a .500 or better record... Qualified for two NAIA National Tournaments (1954 & 1956) and three NCAA Division I Tournaments (1957, 1967 & 1968) with his 1957 and 1967 teams reaching the quarterfinals... Led the SDSU to five California Collegiate Athletic Association championships (1953-54, 1956-57, 1957-58, 1966-67 & 1967-68) and six runner-up finishes... Coached Aztec Hall of Fame inductees Dick Barnes, Bob Brady, Bernie Finlay, Graig Nettles, Tony Pinkins and Al Skalecky... Also served San Diego State as a long-time physical education instructor.

## Teams

### 1940-41 NAIA National Championship Team - Class of 2002

San Diego State's only team national champion was the 1940-41 men's basketball team... Squad was led by Aztec Hall of Fame members 1,000-point scorer Milton Phelps, Harry Hodgetts, Dick Mitchell and Kenny Hale and coached by Hall of Famer Morris Gross... Posted a 24-7 record... Traveled to Kansas City and won four games in the National Association of Intercollegiate Athletics (NAIA) Tournament to bring home the national title... Its 24 wins were tied for the most in a single season by an Aztec team until 2008-09 (68 seasons).





## #15 KAWHI LEONARD (2010-11)

SDSU HALL OF FAME CLASS OF 2017  
 2011 CONSENSUS ALL-AMERICAN (2ND IN PROGRAM HISTORY)  
 2-TIME USBWA & NABC ALL-DISTRICT  
 2-TIME FIRST TEAM ALL-MOUNTAIN WEST  
 2010 MW FRESHMAN OF THE YEAR & 2011 MW ALL-DEFENSIVE TEAM  
 2010 MW TOURNAMENT MVP & 2-TIME ALL-MW TOURNAMENT  
 LED TEAM TO ITS FIRST NCAA TOURNAMENT VICTORY & SWEET 16 APPEARANCE  
 40 DOUBLE DOUBLES (2ND ALL-TIME) IN 70 CAREER GAMES  
 1-OF-4 FRESHMEN IN 2010 TO LEAD HIS TEAM IN SCORING & REBOUNDS  
 56 DOUBLE FIGURE SCORING & 42 DOUBLE FIGURE REBOUNDING GAMES  
 990 CAREER POINTS

## #22 MILTON PHELPS (1938-41)

SDSU HALL OF FAME CLASS OF 1988  
 FIRST PLAYER IN SDSU HISTORY TO SCORE 1,000 POINTS (1,043 POINTS)  
 THREE-TIME ALL-AMERICAN  
 LED SDSU TO THE 1941 NAIA NATIONAL CHAMPIONSHIP  
 LED SDSU TO THE 1939 & 1940 NAIA NATIONAL CHAMPIONSHIP GAMES



## #44 MICHAEL CAGE (1981-84)

SDSU HALL OF FAME CLASS OF 2013  
 NO.1 ALL-TIME REBOUNDER (1,317)  
 NO. 2 ALL-TIME SCORER (1,846)  
 1984 CONSENSUS ALL-AMERICAN (1ST IN SCHOOL HISTORY)  
 2-TIME WAC PLAYER OF THE YEAR  
 3-TIME TEAM CAPTAIN & MVP  
 1-OF-2 AZTECS TO SCORE 1,000 POINTS AND GRAB 1,000 REBOUNDS  
 HELD PROGRAM'S CAREER SCORING RECORD FOR 27 YEARS (1984-2007)  
 STARTED EACH OF HIS 112 CAREER GAMES  
 LEFT SDSU AS THE PROGRAM & WAC CAREER LEADER IN REBOUNDING  
 1984 WAS THE ONLY PLAYER IN THE US RANKED IN THE TOP 25 IN SCORING & REBOUNDS

# 1,000-Point Scorers



MOUNTAIN WEST-RECORD 16-TIME CONFERENCE CHAMPIONS

## 1. Brandon Heath | Los Angeles, California | 2004-05-06-07

**2,189 points**

A four-year letterwinner who finished as the Aztecs' all-time leader in the following statistical categories: scoring, field goals, field goals attempted, three-point field goals, three-point field goals attempted, steals, games played, games started, double-digit scoring games (112) and minutes played... Also finished among the school's all-time leaders in victories (2nd - 71), assists (3rd), conference victories (3rd - 32), scoring average (4th), three-point field goal percentage (10th), and rebounds (17th)... He finished as the only player in the DI era to rank among SDSU's top 20 players in scoring (1st), rebounding (17th) and assists (3rd)... Finished as the only player in the 86-season history of the program to produce a 30-point scoring game in each of his four seasons... Won 71 games during his career, the second-highest total during a four-year span in school history... Guided SDSU to the 2006 NCAA tournament and to the second round of the 2007 NIT... SDSU's 2006 outright MW title was its first in the DI era and first since 1967-68... Became the first player in SDSU history to earn all-MW accolades all four seasons (Fr.: honorable mention, So.: second team; Jr.: player of the year and first team; Sr.: first team)... One of only four players in school history to have five 30-point scoring games... Played in 125 games and recorded 112 double-digit scoring games, 54 20-point scoring games and five 30-point games... Led the Aztecs in scoring 60 times, in assists 45 times and rebounds nine times... Eight-time MW player of the week... Hit 13 big shots that either gave the Aztecs a lead it did not relinquish or forced overtime in the final 1:45 of the game... Left as the all-time MW leader in scoring and steals... Left SDSU having scored in double figures a school-record 58 consecutive games and having started 85 straight games... Inducted into the Aztec Hall of Fame in 2013.

Year	G-GS	Min.-Avg.	FG-FGA	Pct.	3P-3PA	Pct.	FT-FTA	Pct.	Reb	Avg.	PF-D	AT	TO	BS	ST	Pts.	Avg.
2003-04	30-26	897-29.9	144-368	.391	48-160	.300	77-110	.700	80	2.7	58-0	53	66	0	41	413	13.8
2004-05	29-28	997-34.4	176-432	.407	48-151	.318	132-161	.820	101	3.5	53-1	107	104	3	63	532	18.3
2005-06	33-33	1,164-35.3	204-481	.424	98-240	.408	101-119	.849	111	3.4	54-1	114	119	1	49	607	18.4
2006-07	33-33	1,217-36.9	225-534	.421	87-247	.352	100-134	.746	127	3.8	54-0	120	104	2	64	637	19.3
<b>Totals</b>	<b>125-120</b>	<b>4,275-34.2</b>	<b>749-1,815</b>	<b>.413</b>	<b>281-798</b>	<b>.352</b>	<b>410-524</b>	<b>.782</b>	<b>419</b>	<b>3.4</b>	<b>219-2</b>	<b>394</b>	<b>393</b>	<b>6</b>	<b>217</b>	<b>2,189</b>	<b>17.5</b>

## 2. Michael Cage | West Memphis, Arkansas | 1981-82-83-84

**1,846 points**

The player most associated with SDSU, Cage is the school's second all-time leading scorer (1,846) and top rebounder (1,317)... Brandon Heath broke Cage's scoring record in 2007... Selected a second-team All-American in 1984 by the AP, UPI and Basketball Weekly... Honorable mention All-American as a junior as named by the AP and UPI... Earned co-WAC player of the year honors in 1983 and won the award outright in 1984... Ranked third nationally in rebounding as both a freshman and junior and as a senior was the only player to rank among the top 10 in scoring and rebounding... Member of the 1983 U.S. Pan American gold-medal winning team... First-round draft pick in the 1984 NBA Draft by the L.A. Clippers... Among the many school records he set, he still holds the Aztec lead in the following categories: single-season scoring (686), single-season scoring average (24.5), career rebounding, rebounds in a game (26), single-season field goals made (250), career free throws made (488) and consecutive games started (112)... He played on Aztec teams which posted a 68-44 record with four straight winning seasons... Inducted into the Aztec Hall of Fame in 1993.

Year	G-GS	Min.-Avg.	FG-FGA	Pct.	3P-3PA	Pct.	FT-FTA	Pct.	Reb	Avg.	PF-D	AT	TO	BS	ST	Pts.	Avg.
1980-81	27-27	1,031-38.2	115-206	.558			65-86	.756	355	13.1	56-1	11	60	20	28	295	10.9
1981-82	29-29	1,076-37.1	123-252	.488			72-109	.661	256	8.8	46-0	44	51	25	34	318	11.0
1982-83	28-28	1,070-38.2	191-335	.570			165-221	.747	354	12.6	42-1	31	70	26	29	547	19.5
1983-84	28-28	1,085-38.8	250-445	.562			186-251	.741	352	12.6	62-0	12	52	47	35	686	24.5
<b>Totals</b>	<b>112-112</b>	<b>4,262-38.1</b>	<b>679-1,238</b>	<b>.548</b>			<b>488-667</b>	<b>.732</b>	<b>1,317</b>	<b>11.8</b>	<b>206-2</b>	<b>98</b>	<b>233</b>	<b>118</b>	<b>126</b>	<b>1,846</b>	<b>16.5</b>

## 3. Anthony Watson | Detroit, Michigan | 1983-84-85-86

**1,735 points**

One of the finest players in SDSU history, Watson played in 110 games in his four seasons from the 1982-83 campaign through the 1985-86 season... Before Brandon Heath in 2006, he was the last Aztec player to earn league MVP honors (WAC - 1985-86) and was a two-time first-team all-WAC selection (1985 and 1986)... In both 1985 and 1986 he was named to the all-WAC tournament team and is still today the only Aztec DI player to be named to the all-conference tournament team twice... Ended his career as the fourth-leading scorer in WAC history trailing only Devin Durrant, Danny Ainge and SDSU's Michael Cage... Broke the school record for points in a game when he tallied 54 points against U.S. International on Feb. 20, 1986... That is an SDSU record that still stands today... Inducted into the Aztec Hall of Fame in 2015.

Year	G-GS	Min.-Avg.	FG-FGA	Pct.	3P-3PA	Pct.	FT-FTA	Pct.	Reb	Avg.	PF-D	AT	TO	BS	ST	Pts.	Avg.
1982-83	28-20	766-27.4	132-320	.413			55-79	.696	54	1.9	63-2	85	93	1	27	319	11.4
1983-84	23-15	628-27.3	102-261	.391			38-57	.667	64	2.8	59-4	70	78	8	36	242	10.5
1984-85	31-30	971-31.3	222-475	.467			100-128	.781	102	3.3	73-2	105	82	3	74	544	17.6
1985-86	28-28	965-34.5	246-520	.473			138-182	.758	142	5.1	96-7	96	84	6	55	630	22.5
<b>Totals</b>	<b>110-93</b>	<b>3,330-30.3</b>	<b>702-1,576</b>	<b>.445</b>			<b>331-446</b>	<b>.742</b>	<b>362</b>	<b>3.3</b>	<b>291-15</b>	<b>356</b>	<b>337</b>	<b>18</b>	<b>192</b>	<b>1,735</b>	<b>15.8</b>

## 4. Chase Tapley | Sacramento, California | 2010-11-12-13

**1,526 points**

A four-year starter... Became the first Aztec to play in four consecutive NCAA tournaments when San Diego State advanced to the Big Dance in 2013... Started as a true freshman in 2009-10 when SDSU compiled a 25-9 record, won the Mountain West tournament title and narrowly upset No. 15/14 Tennessee in the first round of the NCAA tournament... Started for the record-setting 2010-11 squad that finished with a 34-3 mark after sharing the MWC regular-season championship, winning the conference tournament crown and advancing to the Sweet 16... Helped the 2010-11 team win the program's first-ever Division I NCAA tournament game and produce a school-record 34 victories... Averaged a career-high 15.8 points and 4.3 rebounds in 2011-12 to guide the Aztecs back to the NCAA tournament after they shared the MW regular-season championship... Guided SDSU to the third round of the NCAA tournament, which made him a part of every NCAA win in school history at the time of his departure... Earned second-team all-MW honors in 2011-12 and third-team accolades in 2012-13... Career SDSU ranks upon the completion of his eligibility: 2nd in victories, 2nd in games played, 3rd in three-point field goals, 4th in points, 4th in steals, 4th in games started, 4th in minutes played, 5th in three-point field-goal percentage, 11th in assists, 15th in blocks.

Year	G-GS	Min.-Avg.	FG-FGA	Pct.	3P-3PA	Pct.	FT-FTA	Pct.	Reb	Avg.	PF-D	AT	TO	BS	ST	Pts.	Avg.
2009-10	33-17	773-23.4	98-196	.500	35-93	.376	20-28	.714	76	2.3	50-0	72	39	13	37	251	7.6
2010-11	34-31	867-25.5	113-233	.485	41-108	.380	24-29	.828	82	2.4	45-0	64	45	8	44	291	8.6
2011-12	34-34	1,157-34.0	200-440	.455	77-178	.433	60-83	.723	146	4.3	58-0	77	55	15	60	537	15.8
2012-13	33-32	1,016-30.8	162-378	.429	70-186	.376	53-66	.803	105	3.2	55-0	90	43	18	46	447	13.5
<b>Totals</b>	<b>134-114</b>	<b>3,813-28.5</b>	<b>573-1,247</b>	<b>.460</b>	<b>223-565</b>	<b>.395</b>	<b>157-206</b>	<b>.762</b>	<b>409</b>	<b>3.1</b>	<b>208-0</b>	<b>303</b>	<b>182</b>	<b>54</b>	<b>187</b>	<b>1,526</b>	<b>11.4</b>

## 5. Tony Pinkins | East Chicago, Indiana | 1955-56-57

**1,475 points**

Broke the SDSU scoring record in 1957 and held the mark as the school's top scorer for 27 years... Remains the top Aztec scorer in a three-year career... Ranks third all-time in career scoring average (18.1)... A three-time all-CCAA selection... Sits in second place with 485 career free throws and holds the record for free throws in a three-year career.

Year	G-GS	Min.-Avg.	FG-FGA	Pct.	3P-3PA	Pct.	FT-FTA	Pct.	Reb	Avg.	PF-D	AT	TO	BS	ST	Pts.	Avg.
1954-55	26-na		126-353	.357			170-222	.766	258	9.9	77-4					422	16.2
1955-56	29-na		187-395	.473			150-208	.721	346	11.9	75-4					524	18.1
1956-57	27-na		182-447	.407			165-228	.724								529	19.6
<b>Totals</b>	<b>82-na</b>		<b>495-1,195</b>	<b>.414</b>			<b>485-658</b>	<b>.737</b>								<b>1,475</b>	<b>18.0</b>

INTRODUCTION

COACHES & STAFF

PLAYERS

2022-23 REVIEW

RECORDS

HISTORY

AZTEC BASKETBALL MEDIA GUIDE



# 1,000-Point Scorers



MOUNTAIN WEST-RECORD 16-TIME CONFERENCE CHAMPIONS

## 6. Matt Mitchell | Riverside, California | 2018-19-20-21

1,471 points

A starter from the first day he stepped on campus... Became the 34th member of the 1,000-point club on Feb. 11, 2020... Is the third Aztec, in program history, to score at least 1,000 points, grab 500 rebounds, dish out 200 assists and total 100 steals in his career... Won four Mountain West Championships (two regular season - 2019-20 & 2021-21, and two tournament - 2018 & 2021)... Garnered honorable mention AP All-American honors, Mountain West Player of the Year, first-team All-Mountain West, Mountain West All-Defensive Team, NABC first-team All-District 17, USBWA first-team All-District IX, *Basketball Times* West Coast All-District Team, Mountain West Tournament Most Valuable Player, Mountain West All-Tournament Team in his senior season... Was the sixth player, and first Aztec, in Mountain West history to earn Player of the Year & Tournament MVP in the same year... Completed his Aztec career ranked No. 3 in conference victories,, No. 5 in points-rebounds-assists & No. 5 in consecutive starts, No. 6 in points, No. 6 in 3-point field goals, No. 7 in 3-point field goal attempts & victories, No. 8 in free throw attempts, No. 9 in games started & free throws, No. 10 in free throw percentage, field goal attempts & steals (129), No. 11 in minutes, No. 12 in field goals, No. 12 in 3-point field goal percentage & rebounds.

Year	G-GS	Min.-Avg.	FG-FGA	Pct.	3P-3PA	Pct.	FT-FTA	Pct.	Reb	Avg.	PF-D	AT	TO	BS	ST	Pts.	Avg.
2017-18	33-32	874-26.5	116-258	.450	49-137	.358	65-85	.765	131	4.0	82-3	57	66	8	36	346	10.5
2018-19	34-33	898-26.4	115-284	.405	42-128	.328	77-102	.755	140	4.1	96-4	61	67	7	23	349	10.3
2019-20	32-19	822-25.7	125-267	.468	44-112	.393	96-110	.873	154	4.8	91-1	55	54	11	34	390	12.2
2020-21	25-24	745-29.8	116-266	.436	31-92	.337	123-152	.809	139	5.6	58-0	51	57	6	36	386	15.4
<b>Totals</b>	<b>124-108</b>	<b>3,340-26.9</b>	<b>472-1075</b>	<b>.439</b>	<b>166-469</b>	<b>.354</b>	<b>361-449</b>	<b>.804</b>	<b>564</b>	<b>4.5</b>	<b>327-8</b>	<b>224</b>	<b>244</b>	<b>32</b>	<b>129</b>	<b>1,471</b>	<b>11.9</b>

## 7. Trey Kell | San Diego, California | 2015-16-17-18

1,403 points

A staple in the starting lineup, beginning with his freshman season under head coach Steve Fisher and ending with his senior campaign under Brian Dutcher... Was a two-time all-Mountain West performer and two-time MW all-tournament team selection, earning MVP honors as a senior... Helped the Aztecs win the 2014-15 and 2015-16 Mountain West regular-season titles and the 2018 MW tournament crown... Guided SDSU to the round of 32 in the 2015 NCAA tournament and the first round of the 2018 NCAA tourney... Part of a 2016 team that reached the semifinals of the NIT... Hit the 1,000-point mark during his junior campaign... Ended his career as one of two Aztecs in the last 20 years to accumulate at least 1,400 points, 500 rebounds, 300 assists and 100 steals... Also finished his career as one of 10 active players with at least 1,400 points, 500 rebounds, 300 assists and 100 steals... Had 73 double-figure scoring games with two double-doubles... Career SDSU ranks upon the completion of his eligibility: 4th in games played, 5th in points, 5th in field goal attempts, 5th in points-rebounds-assists, T-5th in games started, T-5th in conference victories, 6th in three-point field goals, 6th in free throw attempts, 7th in three-point field goal attempts, 7th in minutes played, 7th in victories, T-9th in free throws, 10th in assists, T-10th in steals, 12th in field goals, 15th in efficiency points, 19th in rebounds.

Year	G-GS	Min.-Avg.	FG-FGA	Pct.	3P-3PA	Pct.	FT-FTA	Pct.	Reb	Avg.	PF-D	AT	TO	BS	ST	Pts.	Avg.
2014-15	35-15	709-20.3	62-186	.333	15-68	.221	58-91	.637	98	2.8	33-0	56	38	3	20	197	5.6
2015-16	38-38	1,084-28.5	158-390	.405	71-185	.384	90-135	.667	142	3.7	51-1	54	68	7	30	477	12.6
2016-17	33-32	1,050-31.8	143-381	.375	38-142	.268	111-145	.766	162	4.9	56-2	96	57	14	45	435	13.2
2017-18	28-27	797-28.5	98-255	.384	26-90	.289	72-97	.742	116	4.1	36-0	114	44	6	31	294	10.5
<b>Totals</b>	<b>134-112</b>	<b>3,640-27.2</b>	<b>461-1,212</b>	<b>.380</b>	<b>150-485</b>	<b>.309</b>	<b>331-468</b>	<b>.707</b>	<b>518</b>	<b>3.9</b>	<b>176-3</b>	<b>320</b>	<b>207</b>	<b>30</b>	<b>126</b>	<b>1,403</b>	<b>10.5</b>

## 8. Winston Shepard | Houston, Texas | 2013-14-15-16

1,401 points

Played in 139 games and made 101 starts in four seasons... Became the 30th player in school history to score 1,000 career points... Helped the Aztecs to four postseason appearances (3 NCAA, 1 NIT), highlighted by an NCAA Sweet 16 berth in 2014 and a run to the NIT semifinals in 2016... Guided SDSU to three straight Mountain West regular-season titles his final three years... Scored in double figures 76 times, including four with at least 20 points... Had nine double-doubles and the school's only triple-double... Led the team in scoring 28 times, in rebounding 28 times and assists 48 times... Became the only player in program history with at least 1,000 points, 700 rebounds and 300 assists... SDSU Division I career rankings at time of departure: 1-1st in conference victories (55), 2nd in free throws, 2nd in free throws attempted, 3rd in games played, 3rd in victories (104), 4th in points-rebounds-assists (2,424), 5th in scoring, 5th in field-goal attempts, 7th in rebounds, 7th in minutes played, 9th in field goals, 9th in consecutive games started (62), 10th in efficiency points (1,343), 11th in assists, 11th in games started, 21st in blocked shots, 21st in steals.

Year	G-GS	Min.-Avg.	FG-FGA	Pct.	3P-3PA	Pct.	FT-FTA	Pct.	Reb	Avg.	PF-D	AT	TO	BS	ST	Pts.	Avg.
2012-13	31-2	629-20.3	57-145	.393	7-28	.250	57-99	.576	110	3.5	39-0	61	63	12	13	178	5.7
2013-14	35-34	932-26.6	136-330	.412	7-38	.184	128-202	.634	170	4.9	45-0	74	80	12	35	407	11.6
2014-15	36-36	955-26.5	138-339	.407	17-57	.298	106-158	.671	190	5.3	54-1	67	88	10	22	399	11.1
2015-16	37-29	1,067-28.8	135-350	.386	10-46	.217	137-194	.706	238	6.4	60-1	113	77	13	33	417	11.3
<b>Totals</b>	<b>139-101</b>	<b>3,583-25.8</b>	<b>466-1,164</b>	<b>.400</b>	<b>41-169</b>	<b>.243</b>	<b>428-653</b>	<b>.655</b>	<b>708</b>	<b>5.1</b>	<b>198-2</b>	<b>315</b>	<b>308</b>	<b>47</b>	<b>103</b>	<b>1,401</b>	<b>10.1</b>

## 9. Jeremy Hemsley | Rancho Cucamonga, California | 2016-17-18-19

1,392 points

Reached the 1,000-point plateau during his junior season... Played in all but four games during his career... Named to the all-Mountain West third team by the coaches and media as a freshman, and was an honorable mention choice by the coaches at the end of his sophomore season and an all-defensive team member as a senior... Helped the Aztecs win the 2015-16 Mountain West regular-season title and reach the semifinals of the 2016 NIT... Guided SDSU to the 2018 MW tournament championship and the first round of the NCAA tournament.

Year	G-GS	Min.-Avg.	FG-FGA	Pct.	3P-3PA	Pct.	FT-FTA	Pct.	Reb	Avg.	PF-D	AT	TO	BS	ST	Pts.	Avg.
2015-16	37-25	1,014-27.4	147-342	.430	42-118	.356	107-141	.759	89	2.4	82-3	68	71	12	27	443	12.0
2016-17	32-31	917-28.7	146-352	.415	56-150	.373	64-102	.627	78	2.4	67-1	66	64	9	20	412	12.9
2017-18	32-7	698-21.8	81-188	.431	21-79	.266	49-80	.613	55	1.7	58-0	67	55	5	21	232	7.3
2018-19	33-32	1,003-30.4	109-253	.431	34-96	.354	53-83	.639	100	3.0	60-1	85	70	16	38	305	9.2
<b>Totals</b>	<b>134-95</b>	<b>3,632-27.1</b>	<b>483-1,135</b>	<b>.426</b>	<b>153-443</b>	<b>.345</b>	<b>273-406</b>	<b>.672</b>	<b>322</b>	<b>2.4</b>	<b>267-5</b>	<b>286</b>	<b>260</b>	<b>42</b>	<b>106</b>	<b>1,392</b>	<b>10.4</b>

## 10. Bob Brady | York, Pennsylvania | 1952-53-54

1,389 points

One of the first great scorers in SDSU history and only the second Aztec to eclipse the 1,000-point mark... Holds the record for career scoring average (18.8)... SDSU's all-time leading scorer when he finished his career in 1954 and held the honor until 1957... A two-time All-CCAA selection... Made a SDSU single-season record 213 free throws in 1952-53.

Year	G-GS	Min.-Avg.	FG-FGA	Pct.	3P-3PA	Pct.	FT-FTA	Pct.	Reb	Avg.	PF-D	AT	TO	BS	ST	Pts.	Avg.
1951-52	23-na		133-na				109-na									375	16.3
1952-53	28-na		186-437	.426			213-280	.761	189	6.8	88-7					585	20.9
1953-54	23-na		142-281	.505			145-174	.833								429	18.7
<b>Totals</b>	<b>74-na</b>		<b>461-na</b>				<b>467-na</b>									<b>1,389</b>	<b>18.8</b>

## 11. Steve Copp | Chula Vista, California | 1973-74-75-76

1,352 points

One of the truly great student-athletes in SDSU history... Finished career as third-leading scorer in school history... The only Academic All-American in SDSU history, as he garnered first-team plaudits in 1976 and second-team honors in 1975... Pacific Coast Athletic Association (PCAA) Player of the Year as a senior, and a two-time first team all-PCAA member... Scored 39 points against Kansas State as a sophomore, which ranks eighth all-time and is the second highest total against a ranked opponent... Also ranks fourth in career rebounds and still holds the record for rebounds in an NCAA tournament game with 17 against UNLV in 1975... Posted a 3.92 GPA in zoology... Member of the Aztec Hall of Fame.

Year	G-GS	Min.-Avg.	FG-FGA	Pct.	3P-3PA	Pct.	FT-FTA	Pct.	Reb	Avg.	PF-D	AT	TO	BS	ST	Pts.	Avg.
1972-73	26-na		97-234	.415			76-113	.673	173	6.7	71-2	33				270	10.4
1973-74	11-na		59-138	.428			26-38	.684	69	6.3	35-3	16				144	13.1
1974-75	27-na		144-337	.427			85-128	.664	247	9.1	88-3	58				373	13.8
1975-76	29-na		207-417	.496			106-160	.663	248	8.6	87-4	64				520	17.9
<b>Totals</b>	<b>93-na</b>		<b>507-1,126</b>	<b>.450</b>			<b>293-439</b>	<b>.667</b>	<b>737</b>	<b>7.9</b>	<b>281-12</b>	<b>171</b>				<b>1,307</b>	<b>14.1</b>

INTRODUCTION  
 COACHES & STAFF  
 PLAYERS  
 2022-23 REVIEW  
 RECORDS  
 HISTORY  
 AZTEC BASKETBALL MEDIA GUIDE

# 1,000-Point Scorers



MOUNTAIN WEST-RECORD 16-TIME CONFERENCE CHAMPIONS

## 12. Billy White | Las Vegas, Nevada | 2008-09-10-11

1,294 points

One of the most athletic players to ever compete at SDSU... Never shot below 56 percent from the field and left as the school's all-time leader in career field-goal percentage... Left school as the No. 1 player in Division I school history in career games started, and was second in games played, fourth in field goals, fifth in points, fifth in steals, sixth in blocks, sixth in minutes, 10th in rebounds, 11th in field goals, 15th in free throws and 16th in free throws attempted... Guided SDSU to the postseason all four seasons (2008-09 NIT, 2010-11 NCAA), including a trip to the Sweet 16 in 2011... Helped SDSU win 105 games, the most in a four-year period, including a school-record 34 games in 2011... Instrumental in SDSU winning back-to-back MW tournament titles (2010-11) and a share of the MW regular-season crown in 2011... Four-year all-MW pick and 2008 freshman of the year... Produced 64 double-digit scoring games and eight double-figure rebounding performances... Registered five career double-doubles... Led the team in scoring and rebounding 21 times.

Year	G-GS	Min.-Avg.	FG-FGA	Pct.	3P-3PA	Pct.	FT-FTA	Pct.	Reb	Avg.	PF-D	AT	TO	BS	ST	Pts.	Avg.
2007-08	33-28	946-28.7	118-192	.615	0-2	.000	43-67	.642	195	5.9	105-5	34	53	25	47	279	8.5
2008-09	33-30	746-22.6	124-187	.663	0-1	.000	44-66	.667	126	3.8	79-2	26	43	26	31	292	8.8
2009-10	32-30	883-27.6	137-235	.583	6-21	.286	74-117	.632	136	4.3	79-2	44	67	24	33	354	11.1
2010-11	36-36	957-26.6	150-267	.562	9-26	.346	60-82	.732	157	4.4	103-3	57	59	27	38	369	10.3
<b>Totals</b>	<b>134-124</b>	<b>3,532-26.4</b>	<b>529-881</b>	<b>.600</b>	<b>15-50</b>	<b>.300</b>	<b>221-332</b>	<b>.666</b>	<b>614</b>	<b>4.6</b>	<b>366-12</b>	<b>161</b>	<b>222</b>	<b>102</b>	<b>149</b>	<b>1,294</b>	<b>9.7</b>

## 13. Al Skalecky | La Mesa, California | 1966-67-68

1,271 points

One of only two players in SDSU history to score 1,000 points and grab 1,000 rebounds... Earned all-CCAA honors in 1966 & 1968 and was a NIAA third team All-American in 1967... Leads SDSU career rebounding average list at 11.8 rebounds per game and tops the single season list with 13.6 rebounds per game... Ranks second on the all-time rebounding list (1,090) and is the top rebounder at SDSU in a three-year career... 2003 Aztec Hall of Fame inductee.

Year	G-GS	Min.-Avg.	FG-FGA	Pct.	3P-3PA	Pct.	FT-FTA	Pct.	Reb	Avg.	PF-D	AT	TO	BS	ST	Pts.	Avg.
1965-66	26-na		172-366	.470			104-172	.605	356	13.7	97-8					448	17.2
1966-67	29-na		154-385	.400			106-182	.582	394	13.6	102-na					414	14.3
1967-68	27-na		155-305	.508			99-175	.566	340	12.6	92-na					409	15.1
<b>Totals</b>	<b>82-na</b>		<b>481-1,056</b>	<b>.455</b>			<b>309-529</b>	<b>.584</b>	<b>1,090</b>	<b>13.3</b>	<b>291-na</b>					<b>1,271</b>	<b>15.5</b>

## 14. Tony Ross | Portland, Oregon | 1987-88-89

1,259 points

The top three-point artist in SDSU history as he holds nearly every record associated with shots from behind the arc including the following categories: career made (270), single season made (103), career percentage (.458), single season percentage (.469), and threes made in a single game (9)... Scored 455 points in his first season to set the Aztec record for freshmen, which stands today.

Year	G-GS	Min.-Avg.	FG-FGA	Pct.	3P-3PA	Pct.	FT-FTA	Pct.	Reb	Avg.	PF-D	AT	TO	BS	ST	Pts.	Avg.
1986-87	28-21	757-27.0	152-364	.418	104-223	.466	47-63	.746	61	2.2	72-3	35	62	1	18	455	16.3
1987-88	29-25	987-34.0	150-338	.444	100-213	.469	61-75	.813	93	3.2	76-3	41	62	5	26	461	15.9
1988-89	28-11	658-23.5	111-231	.481	66-153	.431	55-65	.846	61	2.2	58-2	28	30	2	12	343	12.3
<b>Totals</b>	<b>85-57</b>	<b>2,402-28.3</b>	<b>413-933</b>	<b>.443</b>	<b>270-589</b>	<b>.458</b>	<b>163-203</b>	<b>.803</b>	<b>215</b>	<b>2.5</b>	<b>206-8</b>	<b>104</b>	<b>154</b>	<b>8</b>	<b>56</b>	<b>1,259</b>	<b>14.8</b>

## 15. Xavier Thames | Sacramento, California | 2012-13-14

1,232 points

Played three seasons at San Diego State after seeing action in 31 games, which included four starts as a true freshman at Washington State (2009-10)... Played in 97 games, starting 91... Guided SDSU to two MW titles (2012 co-regular season, 2014 regular season) and three NCAA berths, including the 2014 Sweet 16... Scored in double figures 59 times with 15 of at least 20 points... Had two double-doubles... Led the team in scoring 31 times, rebounding four times and assists 53 times... Helped the Aztecs to three seasons of 23 wins or more (26 in 2012, 23 in 2013, 31 in 2014)... SDSU Division I career rankings: 3rd in free-throw percentage, 5th in free-throws, 7th in conference victories, 8th in scoring, 9th in victories, 10th in assists, 10th in three-point field goals, 10th in minutes played, 11th in games started, 14th in three-point field-goal percentage, 14th in points-rebounds-assists, 15th in steals, 19th in efficiency points, 24th in scoring average... 2014 AP Honorable Mention All-American, CBSsports.com Third-Team All-American, NCAA West Region all-tournament, MW Player of the Year, first-team all-conference, MW all-defensive team, MW all-tournament, NABC and USBWA all-district, Bob Cousy Award finalist, midseason Oscar Robertson and Naismith Trophy Watch List, three-time MW Player of the Week, two-time national player of the week... 2012 Honorable Mention all-Mountain West.

Year	G-GS	Min.-Avg.	FG-FGA	Pct.	3P-3PA	Pct.	FT-FTA	Pct.	Reb	Avg.	PF-D	AT	TO	BS	ST	Pts.	Avg.
2011-12	31-30	1,048-33.8	98-244	.402	16-52	.308	101-122	.828	100	3.2	69-1	128	78	7	30	313	10.1
2012-13	30-25	861-28.7	87-248	.351	37-104	.356	75-92	.815	81	2.7	42-0	72	53	9	31	286	9.5
2013-14	36-36	1,126-31.3	188-457	.411	61-164	.372	196-235	.834	104	2.9	71-1	116	51	5	59	633	17.6
<b>Totals</b>	<b>97-91</b>	<b>3,035-31.3</b>	<b>373-949</b>	<b>.393</b>	<b>114-320</b>	<b>.356</b>	<b>372-449</b>	<b>.829</b>	<b>285</b>	<b>2.9</b>	<b>182-2</b>	<b>316</b>	<b>182</b>	<b>21</b>	<b>120</b>	<b>1,232</b>	<b>12.7</b>

## 16. Kyle Spain | Newark, California | 2006-07-08-09

1,230 points

A four-year player who could score from anywhere on the court, he ended his career ranked ninth in points, fifth in three-point field goals, fifth in three-point field-goal percentage, sixth in steals, sixth in games played, sixth in games started, eighth in free throws, eighth in minutes played, ninth in rebounds, 11th in free-throw percentage and 17th in field goals... He also finished second in victories (80) and conference victories (36)... Helped SDSU to the postseason each of his four seasons, including the 2006 NCAA tournament and the 2007, 2008 and 2009 NIT... Guided SDSU to the 2006 MW regular season and tournament titles, the second round of the 2007 NIT and the semifinals of the 2009 NIT... Helped SDSU record four consecutive 20-win seasons, including a then school-record 24 wins in 2006 and a program-record 26 victories in 2009... Was a 2009 all-MW second-team selection and NABC first-team all-district 17 member... A three-time MW Player of the Week... Posted 62 career double-figure scoring efforts, including seven 20-plus scoring performances... Finished with four career double-doubles... Led the team in scoring 26 times, in rebounding 19 times and in assists nine times.

Year	G-GS	Min.-Avg.	FG-FGA	Pct.	3P-3PA	Pct.	FT-FTA	Pct.	Reb	Avg.	PF-D	AT	TO	BS	ST	Pts.	Avg.
2005-06	28-25	719-25.7	90-182	.495	15-29	.517	63-92	.685	158	5.6	59-1	29	49	10	35	258	9.2
2006-07	31-18	734-23.7	64-161	.398	16-49	.327	60-83	.723	142	4.6	62-1	29	42	14	35	204	6.6
2007-08	20-19	517-25.9	78-196	.398	32-83	.386	76-95	.800	107	5.4	44-1	23	39	9	22	264	13.2
2008-09	36-33	978-27.2	150-373	.402	67-171	.392	137-164	.835	189	5.3	73-0	52	74	11	45	504	14.0
<b>Totals</b>	<b>115-95</b>	<b>2,948-25.6</b>	<b>382-912</b>	<b>.419</b>	<b>130-332</b>	<b>.392</b>	<b>336-434</b>	<b>.774</b>	<b>596</b>	<b>5.2</b>	<b>238-3</b>	<b>133</b>	<b>204</b>	<b>44</b>	<b>137</b>	<b>1,230</b>	<b>10.7</b>

## 17. Chad Nelson | Carlsbad, California | 1994-95-96-97

1,225 points

A classic overachiever as he started in 103 straight games at SDSU after not being heavily recruited out of high school... Ranks second in San Diego State annals in both career assists (412), and career steals (175)... Hit 85.5 percent of his free throws his senior year, the third highest single-season percentage in school history.

Year	G-GS	Min.-Avg.	FG-FGA	Pct.	3P-3PA	Pct.	FT-FTA	Pct.	Reb	Avg.	PF-D	AT	TO	BS	ST	Pts.	Avg.
1993-94	28-19	707-25.3	39-88	.443	21-45	.467	60-82	.732	75	2.7	50-2	90	48	4	36	159	5.7
1994-95	28-28	1,044-37.3	93-222	.419	27-77	.351	122-157	.777	117	4.2	58-1	105	89	1	43	335	12.0
1995-96	29-29	1,019-35.1	102-237	.430	40-112	.357	91-114	.798	81	2.8	61-0	122	62	1	38	335	11.6
1996-97	27-27	922-34.1	110-267	.412	34-103	.330	142-166	.855	97	3.6	63-2	95	67	3	58	396	14.7
<b>Totals</b>	<b>112-103</b>	<b>3,692-33.0</b>	<b>344-814</b>	<b>.423</b>	<b>122-337</b>	<b>.362</b>	<b>415-519</b>	<b>.800</b>	<b>370</b>	<b>3.3</b>	<b>232-5</b>	<b>412</b>	<b>266</b>	<b>9</b>	<b>175</b>	<b>1,225</b>	<b>10.9</b>

INTRODUCTION  
COACHES & STAFF  
PLAYERS  
2022-23 REVIEW  
RECORDS  
HISTORY  
AZTEC BASKETBALL MEDIA GUIDE



# 1,000-Point Scorers



MOUNTAIN WEST-RECORD 16-TIME CONFERENCE CHAMPIONS

## 18. Marcus Slaughter | Riverside, California | 2004-05-06

1,211 points

One of the greatest scorers and rebounders at SDSU, he ended his career ranked 10th in points, second in rebound average and third in rebounds... He also finished sixth in blocks, seventh in minutes played and 16th in scoring average... Was the school's 22nd member of the 1,000-point club... Left school after his junior season... Helped SDSU to the 2006 NCAA tournament after capturing the '06 MW regular season and tournament titles... That season, the Aztecs finished with a 24-9 record, their most victories in Division I school history... Named 2006 MW Tournament MVP and first-team All-MW... Overall, was a three-time all-MW selection, earning honorable mention honors as a freshman, second-team accolades as a sophomore and first-team recognition as a junior... As a junior, ranked first in rebounding and offensive rebounding and second in defensive rebounding... Ended '06 ranked tied for sixth nationally in rebounding and was the third-best junior rebounder... Earned MW player of the week honors twice as a junior... Set a Cox Arena and MW record with 20 rebounds vs. UNLV; also added 20 points... Posted 30 career double-doubles, the second most in school history... Set Mountain West championship records for most rebounds in a game (19) and the championship (46), breaking Andrew Bogut's mark of 45 boards.

Year	G-GS	Min.-Avg.	FG-FGA	Pct.	3P-3PA	Pct.	FT-FTA	Pct.	Reb	Avg.	PF-D	AT	TO	BS	ST	Pts.	Avg.
2003-04	30-18	755-25.2	87-184	.473	8-24	.333	55-76	.724	204	6.8	67-2	22	36	17	34	237	7.9
2004-05	27-27	922-34.1	165-352	.469	9-39	.231	141-202	.698	242	9.0	87-4	35	84	30	37	480	17.8
2005-06	30-29	982-32.7	151-308	.490	0-1	.000	192-252	.762	329	11.0	94-4	56	86	31	36	494	16.5
<b>Totals</b>	<b>87-74</b>	<b>2,659-30.6</b>	<b>403-844</b>	<b>.477</b>	<b>17-64</b>	<b>.266</b>	<b>388-530</b>	<b>.732</b>	<b>775</b>	<b>8.9</b>	<b>248-10</b>	<b>113</b>	<b>206</b>	<b>78</b>	<b>107</b>	<b>1,211</b>	<b>13.9</b>

## 19. Lorenzo Wade | Las Vegas, Nevada | 2007-08-09

1,200 points

One of the top all-around players to don an Aztec jersey at SDSU, he ended his career ranked 12th in points, seventh in blocks, 11th in assists, 11th in steals, 11th in free throws, 12th in field goals, 18th in rebounds and 21st in scoring average... He also finished seventh in conference victories (29), ninth in minutes played, 10th in victories (60) and 11th in games started... Was the school's 24th member of the 1,000-point club... Transferred to San Diego State after one season at Louisville... During his time, SDSU won 20 or more games three straight seasons (68 wins total) and advanced to the NIT in each of those years... In 2008-09, he led the Aztecs to a school-record 26 victories and an NIT semifinal berth... Overall, was a three-time all-MW selection, earning honorable mention honors as a sophomore, first-team accolades as a junior and second-team recognition as a senior... He was also named to the 2009 MW All-Tournament Team... Voted twice to the NABC All-District 17 squad (second team as a junior, first team as a senior)... Finished his career with seven double-doubles... Scored 20 or more points 13 times, including five times as a senior... Had 68 double-figure scoring efforts and seven games with at least 10 rebounds... Led SDSU in scoring 24 times, rebounding 20 times and assists 27 times.

Year	G-GS	Min.-Avg.	FG-FGA	Pct.	3P-3PA	Pct.	FT-FTA	Pct.	Reb	Avg.	PF-D	AT	TO	BS	ST	Pts.	Avg.
2006-07	33-24	1,037-31.4	143-303	.472	19-73	.260	41-58	.707	174	5.3	63-1	85	76	39	62	346	10.5
2007-08	33-31	1,059-32.1	174-387	.450	23-72	.319	116-173	.671	150	4.5	85-0	119	94	20	33	487	14.8
2008-09	26-18	815-31.3	131-287	.456	22-67	.328	83-110	.755	119	4.6	54-1	71	71	13	30	367	14.1
<b>Totals</b>	<b>92-73</b>	<b>2,911-31.6</b>	<b>448-977</b>	<b>.459</b>	<b>64-212</b>	<b>.302</b>	<b>240-341</b>	<b>.704</b>	<b>443</b>	<b>4.8</b>	<b>202-2</b>	<b>275</b>	<b>241</b>	<b>72</b>	<b>125</b>	<b>1,200</b>	<b>13.0</b>

## T-20. Von Jacobsen | San Diego, California | 1969-70-71

1,188 points

The top Aztec scorer in 1969 and 1970 including one of the best sophomore campaigns in SDSU history... Scoring average of 18.4 in 1970 still tops the sophomore-scoring list... Set the single-game scoring record with 40 points against Chapman in 1969, and held the record for 10 seasons and remains the top scoring effort for a sophomore... Father of former NBA player Casey Jacobsen of Stanford.

Year	G-GS	Min.-Avg.	FG-FGA	Pct.	3P-3PA	Pct.	FT-FTA	Pct.	Reb	Avg.	PF-D	AT	TO	BS	ST	Pts.	Avg.
1968-69	25-na		189-402	.470			83-120	.692	95	3.8	65-na					461	18.4
1969-70	26-na		158-316	.500			110-150	.733	169	6.5	77-na					426	16.4
1970-71	26-na		110-192	.573			81-115	.704	115	4.4	75-na					301	11.6
<b>Totals</b>	<b>77-na</b>		<b>457-910</b>	<b>.502</b>			<b>274-385</b>	<b>.712</b>	<b>379</b>	<b>4.9</b>	<b>217-na</b>					<b>1,188</b>	<b>15.4</b>

## T-20. Will Connelly | Brooklyn, New York | 1975-76-77

1,188 points

Leading scorer on SDSU's first ever NCAA Division I tournament team in 1975 and led the Aztecs back to NAAs again in 1976... First-team all-PCAA and conference tournament MVP in 1976... Holds the record for points by a sophomore (479) when he averaged 17.7 points... Set the Aztec record for points scored in a game when he racked up 40 against Purdue in 1974... The mark currently ranks fifth in SDSU annals but remains the top game against a ranked opponent and the top scoring effort by a sophomore.

Year	G-GS	Min.-Avg.	FG-FGA	Pct.	3P-3PA	Pct.	FT-FTA	Pct.	Reb	Avg.	PF-D	AT	TO	BS	ST	Pts.	Avg.
1974-75	27-na		196-410	.478			87-159	.547	248	9.2	61-0	16				479	17.7
1975-76	29-na		187-397	.471			107-153	.699	258	8.9	79-0	32				481	16.6
1976-77	26-na		94-213	.441			40-64	.625	135	5.2	48-0	24				228	8.8
<b>Totals</b>	<b>82-na</b>		<b>477-1,020</b>	<b>.468</b>			<b>234-376</b>	<b>.622</b>	<b>641</b>	<b>7.8</b>	<b>188-0</b>	<b>72</b>				<b>1,188</b>	<b>14.5</b>

## 22. Jamaal Franklin | Hawthorne, California | 2011-12-13

1,181 points

A three-year letterwinner who went from seldom-used freshman into a two-time All-American (AP Honorable Mention), SDSU's first since Michael Cage... Played in three straight NCAA tournaments... Was a member of the record-setting 2010-11 club that reached the Sweet 16 and posted a 34-3 record... Named the nation's Most Improved Player by CBSsports.com in 2012 after finishing with the second-highest improvement in points (+14.49) and rebounds (+6.96) from the season before... Named 2012 MW Player of the Year and finished his career as a two-time first-team All-MW performer... Posted the largest scoring improvement from Year No. 1 to Year No. 3 among all SDSU 1,000-point scorers in Aztec history (+14.1)... Scored in double figures 61 times and grabbed 10 or more rebounds 27 times... Had 26 double-doubles... Led the team in scoring 38 times, rebounding 43 times and assists 21 times... Was the 11th Aztec to have 1,000 points and 500 rebounds in a career... SDSU Division I career rankings at the end of his career: ninth in free-throw percentage, 11th in rebounds, 13th in points, 13th in three-point field goals, 16th in blocked shots.

Year	G-GS	Min.-Avg.	FG-FGA	Pct.	3P-3PA	Pct.	FT-FTA	Pct.	Reb	Avg.	PF-D	AT	TO	BS	ST	Pts.	Avg.
2010-11	22-0	178-8.1	24-48	.500	7-21	.333	9-17	.529	41	1.9	18-0	10	14	5	4	64	2.9
2011-12	32-22	968-30.3	173-400	.433	51-157	.325	160-200	.800	252	7.9	81-0	47	95	20	31	557	17.4
2012-13	33-33	1,091-33.1	169-409	.413	42-150	.280	180-229	.786	312	9.5	85-1	109	112	26	53	560	17.0
<b>Totals</b>	<b>87-55</b>	<b>2,237-25.7</b>	<b>366-857</b>	<b>.427</b>	<b>100-328</b>	<b>.305</b>	<b>349-446</b>	<b>.783</b>	<b>605</b>	<b>7.0</b>	<b>184-1</b>	<b>166</b>	<b>221</b>	<b>51</b>	<b>88</b>	<b>1,181</b>	<b>13.6</b>

## 23. D.J. Gay | Sun Valley, California | 2008-09-10-11

1,178 points

Head coach Steve Fisher called him, "The Most Important Player on the Team"... Started as a shooting guard and finished as one of the top points guards in SDSU history... Played in all 140 games and made 120 starts, including 71 straight to end his career... Finished his career ranked first in games played, second in three-point attempts, second in games started, third in three-point field goals, third in minutes played, fourth in consecutive games started, sixth in field-goal attempts, eighth in assists, tied for ninth in steals, 12th in points, 12th in three-point field-goal percentage, 19th in field goals and 20th in free throws... Guided SDSU to the postseason all four seasons (2008-09 NIT, 2010-11 NCAA), including a trip to the Sweet 16 in 2011... Helped SDSU win 105 games, the most in a four-year period, including a school-record 34 games in 2011... Instrumental in SDSU winning back-to-back MW tournament titles (2010-11) and a share of the MW regular-season crown in 2011... Was a 2010 honorable mention all-MW choice, 2011 all-MW first team and MW all-tourney selection, 2011 NABC all-district honoree... One of 10 finalists for the 2011 Bob Cousy Award... Produced 56 double-digit scoring games, including nine 20-point efforts... Led the team in scoring 18 times and in assists 53 times... Inducted into the Aztec Hall of Fame in 2017.

Year	G-GS	Min.-Avg.	FG-FGA	Pct.	3P-3PA	Pct.	FT-FTA	Pct.	Reb	Avg.	PF-D	AT	TO	BS	ST	Pts.	Avg.
2007-08	33-26	784-23.8	66-183	.361	45-121	.372	16-25	.640	49	1.5	41-1	57	40	2	24	193	5.8
2008-09	36-23	961-26.7	68-204	.333	40-122	.328	41-58	.707	55	1.5	34-0	63	44	3	26	217	6.0
2009-10	34-34	1,175-34.6	108-292	.370	61-160	.381	79-110	.718	76	2.2	51-0	108	60	3	37	356	10.5
2010-11	37-37	1,302-35.2	137-367	.373	73-204	.358	65-95	.684	81	2.2	30-0	116	47	2	39	412	11.1
<b>Totals</b>	<b>140-120</b>	<b>4,222-30.2</b>	<b>379-1,046</b>	<b>.362</b>	<b>219-607</b>	<b>.361</b>	<b>201-288</b>	<b>.698</b>	<b>261</b>	<b>1.9</b>	<b>156-1</b>	<b>344</b>	<b>191</b>	<b>10</b>	<b>126</b>	<b>1,178</b>	<b>8.4</b>

INTRODUCTIONS  
 COACHES & STAFF  
 PLAYERS  
 2022-23 REVIEW  
 RECORDS  
 HISTORY  
 AZTEC BASKETBALL MEDIA GUIDE

# 1,000-Point Scorers



MOUNTAIN WEST-RECORD 16-TIME CONFERENCE CHAMPIONS

## 24. Malik Pope | Sacramento, California | 2015-16-17-18

1,111 points

One of the most versatile players to step foot on campus... Was able to shoot, rebound, pass and dribble all at a high level... Could guard either forward position and the center position... Battled injuries his first three seasons on campus... Was a Mountain West champion in 2014-15 and 2015-16 (regular-season), and 2017-18 (tournament)... Helped SDSU reach the third round of the NCAA tournament in 2015, the semifinals of the NIT in 2016 and to the first round in 2018... Earned all-Mountain West second-team honors from the league's head coaches and was an honorable mention choice by the media at the end of his season campaign... SDSU Division I career rankings at the end of his eligibility: 1-5th in conference victories, 6th in blocked shots, 8th in three-point field-goal percentage, 8th in victories, 9th in games played, 11th in rebounds, 13th in efficiency points, 14th in field goals, 15th in field goal attempts, 15th in points-rebounds-assists, 18th in points, 18th minutes played, 20th in three-point field goals.

Year	G-GS	Min.-Avg.	FG-FGA	Pct.	3P-3PA	Pct.	FT-FTA	Pct.	Reb	Avg.	PF-D	AT	TO	BS	ST	Pts.	Avg.
2014-15	31-0	459-14.8	56-123	.455	20-49	.408	27-40	.675	84	2.7	30-0	19	25	24	8	159	5.1
2015-16	38-16	810-21.3	101-252	.401	38-102	.373	37-57	.649	189	5.0	56-1	29	41	29	10	277	7.3
2016-17	24-21	621-25.9	96-212	.453	20-51	.392	52-74	.703	147	6.1	52-1	36	34	23	18	264	11.0
2017-18	32-32	842-26.3	168-323	.520	14-39	.359	61-89	.685	216	6.8	71-0	38	58	37	23	411	12.8
<b>Totals</b>	<b>125-69</b>	<b>2,732-21.9</b>	<b>421-910</b>	<b>.463</b>	<b>92-241</b>	<b>.382</b>	<b>177-260</b>	<b>.681</b>	<b>636</b>	<b>5.1</b>	<b>209-2</b>	<b>122</b>	<b>158</b>	<b>113</b>	<b>59</b>	<b>1,111</b>	<b>8.9</b>

## 25. Bernie Finlay | Syracuse, New York | 1958-59-60

1,110 points

A three-time all-CCAA selection including an outstanding senior season that saw the Aztec captain score 20.1 points per game, the fifth-best single-season scoring average in school history... Excellent free-throw shooter who shot 77.7 percent for his career, which ranks seventh in Aztec history... Knocked down 82.6 percent of his shots from the charity stripe in 1959, the eighth best single-season percentage at SDSU.

Year	G-GS	Min.-Avg.	FG-FGA	Pct.	3P-3PA	Pct.	FT-FTA	Pct.	Reb	Avg.	PF-D	AT	TO	BS	ST	Pts.	Avg.
1957-58	23-na		95-197	.482			66-98	.673	113	4.9	57-na					256	11.1
1958-59	24-na		116-266	.436			100-121	.826	150	6.2	62-na					332	13.8
1959-60	26-na		168-426	.394			186-234	.795	167	6.4	76-na					522	20.1
<b>Totals</b>	<b>73-na</b>		<b>379-889</b>	<b>.426</b>			<b>352-453</b>	<b>.777</b>	<b>430</b>	<b>5.9</b>	<b>195-na</b>					<b>1,110</b>	<b>15.2</b>

## 26. Myron Epps | Tulare, California | 1999-00-01-02

1,090 points

A four-year staple on the Aztec roster... The only player from the pre-Steve Fisher era on the 2002 NCAA tournament team... Played a variety of roles in his career from point production (led the team in scoring as a sophomore and was second on the squad as a freshman and junior), to developing into the Aztecs' key defensive stopper his senior campaign... Epps saw his team's record improve all four seasons, going 4-22 as a freshman, 5-23 as a sophomore, 14-14 as a junior and 21-12 as a senior... Was the 18th player in school history to record 1,000 career points... Had 54 career double-digit scoring games and led the Aztecs in scoring and rebounding 27 times... Had a streak of 58 consecutive games started... First Aztec player to average double-figures in scoring for three consecutive years since Chad Nelson did it in the 1994-95, 1995-96 and 1996-97 seasons... Led SDSU in field-goal percentage in each of his first three seasons, joining Von Jacobsen (1968-69, 1969-70 and 1970-71) as the only Aztec players to do that in the Division I era... Career SDSU rankings at the time he left the program: 1-2nd in games, 5th in starts, 5th in minutes played, 10th in field-goal percentage, 12th in scoring, fifth-longest consecutive start streak since the 1980-81 season (58).

Year	G-GS	Min.-Avg.	FG-FGA	Pct.	3P-3PA	Pct.	FT-FTA	Pct.	Reb	Avg.	PF-D	AT	TO	BS	ST	Pts.	Avg.
1998-99	26-20	758-29.2	116-241	.481	0-2	.000	76-147	.517	145	5.6	56-1	14	48	4	10	308	11.8
1999-00	28-25	932-33.3	149-291	.512	2-4	.500	104-172	.605	165	5.9	77-1	18	68	7	10	404	14.4
2000-01	28-28	818-29.2	118-215	.549	0-2	.000	75-118	.636	126	4.5	53-0	27	52	2	10	311	11.1
2001-02	31-8	463-14.9	24-56	.429	0-1	.000	19-29	.655	72	2.3	47-0	22	32	3	1	67	2.2
<b>Totals</b>	<b>113-81</b>	<b>2,971-26.3</b>	<b>407-803</b>	<b>.507</b>	<b>2-9</b>	<b>.222</b>	<b>274-466</b>	<b>.588</b>	<b>508</b>	<b>4.5</b>	<b>233-2</b>	<b>81</b>	<b>200</b>	<b>16</b>	<b>31</b>	<b>1,090</b>	<b>9.7</b>

## 27. Eddie Morris | Memphis, Tennessee | 1980-81-82-83

1,089 points

Led SDSU in scoring in each of his first two seasons coming off the bench and remained a scoring spark during his final two campaigns... Holds the freshman single-game scoring record with 41 points against UNLV in 1980, when he went 20-for-25 from the field... The total remains the fourth best scoring effort in Aztec history... Also ranks fourth on the career steals list with 136.

Year	G-GS	Min.-Avg.	FG-FGA	Pct.	3P-3PA	Pct.	FT-FTA	Pct.	Reb	Avg.	PF-D	AT	TO	BS	ST	Pts.	Avg.
1979-80	24-12	665-27.7	144-326	.442			31-54	.574	85	3.5	69-3	30	41	13	24	319	13.3
1980-81	25-9	603-24.1	124-280	.443			38-51	.745	65	2.6	70-2	28	34	14	30	286	11.4
1981-82	28-18	554-19.8	93-213	.437			30-44	.682	53	1.9	66-3	35	27	1	44	216	7.7
1982-83	28-23	805-28.8	122-279	.437			24-33	.727	103	3.7	85-4	35	42	4	38	268	9.6
<b>Totals</b>	<b>105-62</b>	<b>2,627-25.0</b>	<b>483-1,098</b>	<b>.440</b>			<b>123-182</b>	<b>.676</b>	<b>306</b>	<b>2.9</b>	<b>290-12</b>	<b>127</b>	<b>144</b>	<b>32</b>	<b>136</b>	<b>1,089</b>	<b>10.4</b>

## 28. Danny Newport | San Diego, California | 1954-55-56

1,048 points

Helped lead SDSU to a 58-21 (.734) record in his three years on The Mesa... Instrumental component of the 1954 Aztecs that advanced to the NAIA tournament... Made an amazing 79.9 percent of his field goals in his freshman season of 1954, which tops the SDSU list and is better than the all-time NCAA record for a season... Career field-goal percentage of 55.2 percent ranks fifth on the SDSU all-time list.

Year	G-GS	Min.-Avg.	FG-FGA	Pct.	3P-3PA	Pct.	FT-FTA	Pct.	Reb	Avg.	PF-D	AT	TO	BS	ST	Pts.	Avg.
1953-54	24-na		107-134	.799			75-113	.664	92	3.8	68-1					289	12.0
1954-55	23-na		124-250	.496			84-110	.764	128	5.6	41-1					332	14.4
1955-56	29-na		148-302	.490			131-168	.780	110	3.8	54-0					427	14.7
<b>Totals</b>	<b>76-na</b>		<b>379-686</b>	<b>.552</b>			<b>290-391</b>	<b>.742</b>	<b>330</b>	<b>4.3</b>	<b>163-2</b>					<b>1,048</b>	<b>13.8</b>

## 29. Milton Phelps | East Chicago, Indiana | 1938-39-40-41

1,043 points

The first great scorer in SDSU history as he was the first Aztec to break the 1,000 mark in 1941... Held the career scoring record for 13 seasons... A three-time NAIA All-American including a two-time first-team selection, the only Aztec to boast either accomplishment... Led SDSU to the NAIA national title in 1941 and the national title game in each of the previous two seasons.

Year	G-GS	Min.-Avg.	FG-FGA	Pct.	3P-3PA	Pct.	FT-FTA	Pct.	Reb	Avg.	PF-D	AT	TO	BS	ST	Pts.	Avg.
1937-38	16-na		83-na				36-na									202	12.6
1938-39	31-na		157-na				81-na									395	12.7
1939-40	28-na		110-na				62-na									282	10.1
1940-41	22-na		64-na				36-na									164	7.5
<b>Totals</b>	<b>97-na</b>		<b>414-na</b>				<b>215-na</b>									<b>1,043</b>	<b>10.8</b>

INTRODUCTION  
COACHES & STAFF  
PLAYERS  
2022-23 REVIEW  
RECORDS  
HISTORY  
AZTEC BASKETBALL MEDIA GUIDE



# 1,000-Point Scorers



MOUNTAIN WEST-RECORD 16-TIME CONFERENCE CHAMPIONS

## T-30. David Miller | San Diego, California | 1966-67-68

1,034 points

Assisted SDSU to two straight NCAA Division II Tournament appearances including a run to the quarters in 1967... Led SDSU in scoring as a senior in 1968 (15.4).

Year	G-GS	Min.-Avg.	FG-FGA	Pct.	3P-3PA	Pct.	FT-FTA	Pct.	Reb	Avg.	PF-D	AT	TO	BS	ST	Pts.	Avg.
1966-67	26-na		129-280	.461			69-104	.663	140	5.4	63-2					327	12.6
1967-68	29-na		117-245	.478			58-99	.586	145	5.0	71-na					292	10.1
1967-68	27-na		168-329	.511			79-132	.598	123	4.6	72-na					415	15.4
<b>Totals</b>	<b>82-na</b>		<b>414-854</b>	<b>.485</b>			<b>206-335</b>	<b>.615</b>	<b>408</b>	<b>5.0</b>	<b>206-na</b>					<b>1,034</b>	<b>12.6</b>

## T-30. Jordan Schakel | Torrance, Calif. | 2018-19-20-21

1,034 points

One of the deadliest sharpshooters in program history... Was the 35th player in program history to score 1,000-career points and the fifth to make at least 200 3-pointers... Won four Mountain West Championships (two regular season - 2019-20 & 2021-22, and two tournament - 2018 & 2021) and made two NCAA tournament appearances (2018 & 2021)... Following his senior campaign was second-team All-Mountain West, NABC second-team All-District 17 & a Mountain West All-Tournament Team honoree... Completed his Aztec career ranked No. 1 in free throw percentage, No. 2 in 3-point field goal percentage, No. 3 in 3-point field goals, No. 5 in 3-point field goal attempts, No. 8 in conference victories, No. 9 in victories, No. 13 in games played, No. 19 in minutes, & No. 20 in starts.

Year	G-GS	Min.-Avg.	FG-FGA	Pct.	3P-3PA	Pct.	FT-FTA	Pct.	Reb	Avg.	PF-D	AT	TO	BS	ST	Pts.	Avg.
2017-18	33-0	455-13.8	33-100	.330	27-78	.346	13-19	.684	68	2.1	66-1	19	9	3	12	106	3.2
2018-19	28-16	651-23.3	63-141	.447	44-106	.415	37-44	.841	102	3.6	85-5	30	15	4	22	207	7.4
2019-20	32-31	849-26.5	105-232	.453	71-163	.436	38-41	.927	110	3.4	66-1	18	17	2	27	319	10.0
2020-21	28-28	816-29.1	130-275	.473	80-180	.461	59-65	.908	123	4.4	55-1	27	21	4	28	402	14.4
<b>Totals</b>	<b>121-75</b>	<b>2,771-22.9</b>	<b>331-748</b>	<b>.443</b>	<b>225-527</b>	<b>.427</b>	<b>147-169</b>	<b>.870</b>	<b>403</b>	<b>3.3</b>	<b>272-8</b>	<b>94</b>	<b>62</b>	<b>13</b>	<b>89</b>	<b>1,034</b>	<b>8.5</b>

## 32. Matt Bradley | San Bernardino, Calif. | 2022-23

1,033 points

Was the 36th player in program history to surpass the 1,000-career point milestone... Led teh Aztecs in scoring in both his campaigns on The Mesa... At the completion of his career, his 542 point in 2022-23 were the 14th most in program history and his 186 field goals that year ranked No. 21 on the single-season list... He twice cracked the top 15 in field goal attempts (No. 15 in 2021-22 and No. 12 in 2022-23)... He completed his 71 games at San Diego State the No. 31 career scorer, No. 9 in three-point percentage, No. 17 in three-point field goals, No. 20 in field goal attempts and No. 21 in scoring average.

Year	G-GS	Min.-Avg.	FG-FGA	Pct.	3P-3PA	Pct.	FT-FTA	Pct.	Reb	Avg.	PF-D	AT	TO	BS	ST	Pts.	Avg.
2021-22	32-32	1,007-31.5	186-425	.438	57-142	.401	113-145	.779	174	5.4	74-0	85	85	7	33	542	16.9
2022-23	39-39	1,029-26.4	171-430	.398	57-160	.356	92-115	.800	149	3.8	58-1	80	53	10	26	491	12.6
<b>Totals</b>	<b>71-71</b>	<b>2,036-28.7</b>	<b>357-855</b>	<b>.418</b>	<b>114-302</b>	<b>.377</b>	<b>205-206</b>	<b>.788</b>	<b>323</b>	<b>4.5</b>	<b>132-1</b>	<b>165</b>	<b>138</b>	<b>17</b>	<b>59</b>	<b>1,033</b>	<b>14.5</b>

## 33. Leonard Allen | Port Arthur, Texas | 1982-83-84-85

1,019 points

One of the top big-men in SDSU history... Earned first team all-WAC as a senior in 1985... Is second on the Aztec career field-goal percentage list... Also ranks sixth in career rebounds.

Year	G-GS	Min.-Avg.	FG-FGA	Pct.	3P-3PA	Pct.	FT-FTA	Pct.	Reb	Avg.	PF-D	AT	TO	BS	ST	Pts.	Avg.
1981-82	29-26	545-18.8	57-106	.538			16-31	.516	107	3.7	57-0	1	47	45	8	130	4.5
1982-83	28-28	823-29.4	86-153	.562			21-48	.438	168	6.0	67-1	8	36	41	5	193	6.9
1983-84	28-25	823-29.4	95-170	.559			53-86	.616	197	7.0	71-2	5	46	46	9	243	8.7
1984-85	31-31	1,000-32.3	158-263	.601			137-204	.672	252	8.1	79-2	8	53	82	14	453	14.6
<b>Totals</b>	<b>116-110</b>	<b>3,191-27.5</b>	<b>396-692</b>	<b>.572</b>			<b>227-369</b>	<b>.615</b>	<b>724</b>	<b>6.2</b>	<b>274-5</b>	<b>22</b>	<b>182</b>	<b>214</b>	<b>36</b>	<b>1,019</b>	<b>8.8</b>

## 34. Tony Bland | Los Angeles, California | 2002-03

1,012 points

Transferred to SDSU after playing in 64 games and making 33 starts in two seasons at Syracuse... All four of his collegiate seasons resulted in winning records and postseason appearances... Three times in his career his team won 21 or more games and advanced to the NCAA tournament... A natural two guard who also played the point to benefit the team... Played for two coaches that won national titles in Syracuse's Jim Boeheim and Steve Fisher... In 2001-02, he became the first player in MW history to rank in the league's top 10 in scoring and assists and top 20 in rebounding in the same season... Ended his college career (including two seasons at Syracuse) with 1,368 points, 331 rebounds, 319 assists and 127 steals... Bland played in 127 games and made 95 career starts... Played in all 63 games for SDSU in his two seasons... Started 62 of those 63 contests (did not start on Senior Day as a junior)... Led the Aztecs to a 37-26 record in his two seasons and guided SDSU to consecutive postseason appearances for the second time in the school's DI history... Helped the Aztecs advance to the 2002 NCAA tournament, SDSU's first appearance since 1985 and led it to the 2003 NIT... SDSU advanced to the second round of the '03 NIT and recorded the school's first DI postseason victory... In his two seasons at SDSU, Bland led the Aztecs in points 27 times, rebounds seven times and assists 26 times... He had 56 double-figure scoring games at SDSU (70 career, counting 14 at Syracuse)... Career SDSU ranks upon the completion of his eligibility: 18th in scoring (1,012, most among two-year players), 7th in career scoring average and ninth in minutes played since the 1978-79 season.

Year	G-GS	Min.-Avg.	FG-FGA	Pct.	3P-3PA	Pct.	FT-FTA	Pct.	Reb	Avg.	PF-D	AT	TO	BS	ST	Pts.	Avg.
2001-02	33-32	1,140-34.5	185-416	.445	29-81	.358	120-169	.710	131	4.0	52-0	112	95	11	34	519	15.7
2002-03	30-30	1,042-34.7	180-392	.459	20-72	.278	113-171	.661	104	3.5	37-1	101	67	10	33	493	16.4
<b>Totals</b>	<b>63-62</b>	<b>2,182-34.6</b>	<b>365-808</b>	<b>.452</b>	<b>49-153</b>	<b>.320</b>	<b>233-340</b>	<b>.685</b>	<b>235</b>	<b>3.7</b>	<b>89-1</b>	<b>213</b>	<b>162</b>	<b>21</b>	<b>67</b>	<b>1,012</b>	<b>16.1</b>

## 35. Kim Goetz | Moscow, Idaho | 1978-79

1,005 points

One of the best scorers in SDSU history... Second in career scoring average (18.6) in his two years with the Aztecs... Left SDSU as the record holder for points in a two-year career... Holds two of the top three scoring efforts in SDSU history as he posted 42 against Colorado State and followed with 44 against Utah in 1979... The 44 points vs. Utah is the top scoring effort against an SDSU conference foe... Averaged 20.5 points his senior season which ranks fourth on the single-season list... The top free-throw shooter in school history with a school-record 85.2-percent career average and 90.2-percent single-season mark from the line.

Year	G-GS	Min.-Avg.	FG-FGA	Pct.	3P-3PA	Pct.	FT-FTA	Pct.	Reb	Avg.	PF-D	AT	TO	BS	ST	Pts.	Avg.
1977-78	28-na		206-401	.514			61-76	.803	79	2.8	81-3	53	55	13	19	473	16.9
1978-79	26-25	809-31.1	229-451	.508			74-82	.902	115	4.4	86-3	49	41	17	32	532	20.5
<b>Totals</b>	<b>54</b>		<b>435-852</b>	<b>.511</b>			<b>135-158</b>	<b>.854</b>	<b>194</b>	<b>3.6</b>	<b>167-6</b>	<b>102</b>	<b>96</b>	<b>30</b>	<b>51</b>	<b>1,005</b>	<b>18.6</b>

## 36. Randy Holcomb | Chicago, Illinois | 2001-02

1,002 points

Signaled the beginning of a new era in SDSU basketball when the nationally prominent player elected to sign with the Aztecs out of junior college... Athletically gifted player who carried much of the offensive burden for the Aztecs... Played for two coaches who won national titles in Fresno State's Jerry Tarkanian and Fisher... Only MWC player selected in the 2002 NBA Draft, as he was picked in the second round (57th overall) by the San Antonio Spurs... Started all 61 games after transferring from L.A. City College... Led SDSU to a 35-26 record in his two seasons, when the Aztecs posted a 9-45 record the two years before his arrival... Helped SDSU advance to the 2002 NCAA Tournament for the first time since 1985... In two seasons he recorded 19 double-doubles... Led SDSU in rebounding 40 times, in scoring 31 times and in assists seven times... Had 63 career double-figure scoring games; 56 came while at SDSU... Career SDSU ranks upon the completion of his eligibility: 19th in scoring, tied for 10th in blocked shots, tied for ninth in career starts since the 1978-79 season.

Year	G-GS	Min.-Avg.	FG-FGA	Pct.	3P-3PA	Pct.	FT-FTA	Pct.	Reb	Avg.	PF-D	AT	TO	BS	ST	Pts.	Avg.
2000-01	28-28	863-30.8	163-386	.422	19-65	.292	99-145	.683	185	6.6	73-1	40	91	19	24	444	15.9
2001-02	33-33	1,067-32.3	220-426	.516	12-40	.300	106-167	.635	296	9.0	83-1	57	116	32	24	558	16.9
<b>Totals</b>	<b>61-61</b>	<b>1,930-31.6</b>	<b>383-812</b>	<b>.472</b>	<b>31-105</b>	<b>.295</b>	<b>205-312</b>	<b>.657</b>	<b>481</b>	<b>7.9</b>	<b>156-2</b>	<b>97</b>	<b>207</b>	<b>51</b>	<b>48</b>	<b>1,002</b>	<b>16.4</b>

INTRODUCTION  
 COACHES & STAFF  
 PLAYERS  
 2022-23 REVIEW  
 RECORDS  
 HISTORY  
 AZTEC BASKETBALL MEDIA GUIDE

# Annual Statistical Leaders



MOUNTAIN WEST-RECORD 16-TIME CONFERENCE CHAMPIONS

## Scoring Average

Year	Name	Gms	FG	3PT	FT	Pts.	Avg.
22-23	Alden Ross	-	-	-	-	-	-
23-24	Byron Bryant	-	-	-	-	-	-
24-25	Paul Mott	22	-	-	-	259	11.8
25-26	Paul Mott	19	-	-	-	249	13.1
26-27	Paul Mott	14	-	-	-	123	8.8
28-29	Bob Tucker	11	-	-	-	164	14.9
32-33	Art Linkletter	10	29	-	12	70	7.0
33-34	Art Linkletter	16	53	-	35	141	8.8
34-35	Clinton Moss	17	77	-	26	180	10.6
35-36	Byron Lindsley	14	55	-	23	133	9.5
36-37	Byron Lindsley	24	108	-	50	266	11.1
37-38	Milton Phelps	16	83	-	36	202	12.6
38-39	Milton Phelps	31	157	-	81	395	12.7
39-40	Milton Phelps	28	110	-	62	282	10.0
40-41	Dick Mitchell	28	-	-	-	213	7.6
41-42	Jim Ahler	22	67	-	60	194	8.8
42-43	Jim Ahler	23	101	-	64	266	11.6
43-44	Bob Crumley	15	-	-	-	203	13.5
44-45	Bob Crumley	27	-	-	-	328	12.1
45-46	Dick Barnes	16	83	-	43	209	13.1
46-47	Kenny Hale	27	80	-	58	219	8.1
47-48	Tom Keesey	27	130	-	68	328	12.1
48-49	Tom Keesey	26	110	-	71	291	11.2
49-50	Dick Barnes	24	114	-	69	297	12.4
50-51	Bill Meyer	26	103	-	53	259	10.0
51-52	Bob Brady	23	133	-	109	375	16.3
52-53	Bob Brady	28	186	-	213	585	20.9
53-54	Bob Brady	23	142	-	145	429	18.7
54-55	Tony Pinkins	26	126	-	170	422	16.2
55-56	Tony Pinkins	29	187	-	150	524	18.1
56-57	Tony Pinkins	27	182	-	165	529	19.6
57-58	Arch Rambeau	18	107	-	67	281	15.6
58-59	Bernie Finlay	24	116	-	100	332	13.8
59-60	Bernie Finlay	26	168	-	186	522	20.1
60-61	Dick Maureau	24	119	-	107	345	14.4
61-62	Carl Hunter	26	141	-	117	399	15.3
62-63	Jack Shawcroft	26	111	-	83	305	11.7
63-64	Jack Shawcroft	26	136	-	91	363	14.0
64-65	Larry Meek	25	156	-	86	398	15.9
65-66	Al Skalecky	26	172	-	104	448	17.2
66-67	Bob Lundgren	26	176	-	86	438	16.8
67-68	Dave Miller	27	168	-	79	415	15.4
68-69	Von Jacobsen	25	189	-	83	461	18.4
69-70	Von Jacobsen	26	158	-	110	426	16.4
70-71	Gary Schneider	25	154	-	69	377	15.1
71-72	Chris McMurray	28	177	-	98	452	16.1
72-73	Geoff Pete	26	120	-	75	315	12.1
73-74	John Anderson	26	124	-	67	315	12.1
74-75	Will Connelly	27	196	-	87	479	17.7
75-76	Steve Copp	29	207	-	106	520	17.9
76-77	Presnell Gilbert	22	148	-	42	338	15.4
77-78	Kim Goetz	28	206	-	61	473	16.9
78-79	• Kim Goetz	26	229	-	74	532	20.5
79-80	Eddie Morris	24	144	-	31	319	13.3
80-81	Zack Jones	27	183	-	96	462	17.1
81-82	Keith Smith	29	135	-	100	370	12.8
82-83	Michael Cage	28	191	-	165	547	19.5
83-84	Michael Cage	28	250	-	186	686	24.5
84-85	Anthony Watson	31	222	-	100	544	17.5
85-86	• Anthony Watson	28	246	-	138	630	22.5
86-87	Tony Ross	28	152	104	47	455	16.3
87-88	Tony Ross	29	150	100	61	461	15.9
88-89	Mitch McMullen	29	159	-	104	422	14.6
89-90	Shawn Jamison	31	203	-	114	520	16.8
90-91	Marty Dow	29	207	1	79	494	17.0
91-92	Joe McNaull	28	146	-	74	366	13.1
92-93	Joe McNaull	29	131	-	78	340	11.7
93-94	Carlus Groves	22	147	21	87	402	18.3
94-95	Marc Carter	28	148	6	70	372	13.3
95-96	Kareem Anderson	23	121	24	49	315	13.7
96-97	Jason Richey	27	144	64	122	474	17.6
97-98	Jason Richey	25	133	72	96	434	17.4
98-99	Matt Watts	25	141	30	51	363	14.5
99-00	Myron Epps	28	149	2	104	404	14.4
00-01	Randy Holcomb	28	163	19	99	444	15.9
01-02	Al Faux	29	171	66	86	494	17.0
02-03	Tony Bland	30	180	20	113	493	16.4
03-04	Aerick Sanders	30	200	-	82	482	16.1
04-05	Brandon Heath (48th)	29	176	48	132	532	18.3
05-06	• Brandon Heath (66th)	33	204	98	101	607	18.4
06-07	Brandon Heath (33rd)	33	225	87	100	637	19.3

07-08	Lorenzo Wade	33	174	23	116	487	14.8
08-09	Lorenzo Wade	26	131	22	83	367	14.1
09-10	Kawhi Leonard	34	166	16	85	433	12.7
10-11	Kawhi Leonard (175th)	36	211	25	110	557	15.5
11-12	• Jamaal Franklin (59th)	32	173	51	160	557	17.4
12-13	Jamaal Franklin (89th)	33	169	42	180	560	17.0
13-14	Xavier Thames (100th)	36	188	61	196	633	17.6
14-15	Winston Shepard	36	138	17	106	399	11.1
15-16	Trey Kell	38	158	71	90	477	12.6
16-17	Trey Kell	33	143	38	111	435	13.2
17-18	Malik Pope	32	168	14	61	411	12.8
18-19	Devin Watson (201st)	34	168	89	118	543	16.0
19-20	Malachi Flynn (93rd)	32	184	76	120	564	17.6
20-21	Matt Mitchell (219th)	28	116	31	123	386	15.4
21-22	Matt Bradley (104th)	32	186	57	113	542	16.9
22-23	Matt Bradley (242nd)	39	171	57	92	491	12.6

## Rebounding Average

Year	Name	Gms	Reb.	Avg.
57-58	Ray Waters	25	194	7.8
58-59	Ed Davidson	18	177	9.8
59-60	Carl Hunter	20	159	8.0
60-61	Norm Ostapinski	24	199	8.3
61-62	Carl Hunter	26	197	7.6
62-63	Larry Meek	26	277	10.7
63-64	Larry Meek	24	220	9.2
64-65	Larry Meek	25	267	10.7
65-66	Al Skalecky	26	356	13.7
66-67	Al Skalecky	29	394	13.6
67-68	Al Skalecky	27	340	12.6
68-69	Eric Martensen	25	278	11.1
69-70	Jon Borchert	26	223	8.6
70-71	Gary Schneider	25	220	8.8
71-72	Chris McMurray	28	350	12.5
72-73	Chris McMurray	14	142	10.1
73-74	Allen Bunting	26	175	6.7
74-75	Will Connelly	27	248	9.2
75-76	Will Connelly	29	258	8.9
76-77	Joel Kramer	28	257	9.2
77-78	Joel Kramer	28	255	9.1
78-79	Steve Malovic	27	265	9.8
79-80	Eddy Gordon	27	239	8.9
80-81	• Michael Cage	27	355	13.1
81-82	Michael Cage	29	256	8.8
82-83	• Michael Cage	28	354	12.6
83-84	• Michael Cage	28	352	12.6
84-85	• Leonard Allen	31	252	8.1
85-86	Steffond Johnson	17	143	8.4
86-87	Gerald Murray	30	238	7.9
87-88	Rodney Hawkins	29	229	7.9
88-89	Mitch McMullen	29	230	7.9
89-90	Shawn Jamison	31	213	6.9
90-91	Marty Dow	29	274	9.5
91-92	Joe McNaull	28	220	7.9
92-93	Joe McNaull	29	238	8.2
93-94	Marc Carter	28	156	5.6
94-95	Marc Carter	28	188	6.7
95-96	Leon Carter	29	218	7.5
96-97	Kevin Betts	27	155	5.7
97-98	Roy Krusivky	28	235	8.4
98-99	Myron Epps	26	145	5.6
99-00	Marcelo Correa	28	179	6.4
00-01	Randy Holcomb	28	185	6.6
01-02	• Randy Holcomb (46th)	33	296	9.0
02-03	Aerick Sanders	30	228	7.6
03-04	Aerick Sanders (16th)	30	295	9.8
04-05	Marcus Slaughter (34th)	27	242	9.0
05-06	• Marcus Slaughter (6th)	30	329	11.0
06-07	Jerome Habel	29	181	6.2
07-08	Ryan Amoroso	33	216	6.5
08-09	Kyle Spain	36	189	5.3
09-10	• Kawhi Leonard (22nd)	34	336	9.9
10-11	• Kawhi Leonard (9th)	36	380	10.6
11-12	Jamaal Franklin (100th)	32	252	7.9
12-13	Jamaal Franklin (28th)	33	312	9.5
13-14	Josh Davis (15th)	34	342	10.1
14-15	Winston Shepard	36	190	5.3
15-16	Winston Shepard	37	238	6.4
16-17	Zylan Cheatham	31	194	6.3
17-18	Jalen McDaniels (135th)	33	248	7.5
18-19	Jalen McDaniels (83rd)	34	281	8.3
19-20	Yanni Wetzell	32	209	6.5
20-21	Nathan Mensah (314th)	28	170	6.1

21-22	Nathan Mensah (168th)	32	221	6.9
22-23	Nathan Mensah (316th)	39	232	5.9

## Assist Average

Year	Name	Gms	Ast.	Avg.
72-73	Chris Marlowe	26	56	2.2
73-74	Mark Delsman	26	120	4.6
74-75	Ray Leary	27	99	3.7
75-76	Ray Leary	29	163	5.6
76-77	Dean Decker	28	131	4.7
77-78	Dean Decker	28	176	6.3
78-79	• Tony Gwynn	27	153	5.7
79-80	• Tony Gwynn	27	221	8.2
80-81	Tony Gwynn	26	164	6.3
81-82	• Keith Smith	29	212	7.3
82-83	• Keith Smith	24	137	5.7
83-84	Jeff Konek	28	132	4.7
84-85	• Creon Dorsey	31	171	5.5
85-86	Anthony Watson	28	96	3.4
86-87	Tracy Diddy	28	82	2.9
87-88	Bryan Williams	28	148	5.3
88-89	Bryan Williams	20	95	4.8
89-90	Michael Best	30	125	4.2
90-91	Arthur Massey	28	139	5.0
91-92	Virgil Smith	28	113	4.0
92-93	Jason Hamilton	26	97	3.7
93-94	Chad Nelson	28	90	3.2
94-95	Chad Nelson	28	105	3.8
95-96	Raymond King	29	150	5.2
96-97	Jason Richey	27	106	3.9
97-98	Matt Watts	28	106	3.8
98-99	Dante Wilson	26	75	2.9
99-00	Bradley Jackson	28	101	3.6
00-01	Deandre Moore	25	124	5.0
01-02	Tony Bland	33	112	3.4
02-03	Deandre Moore	30	122	4.1
03-04	Wesley Stokes (25th)	30	175	5.8
04-05	Brandon Heath	29	107	3.7
05-06	Richie Williams	33	127	3.8
06-07	Richie Williams (87th)	33	151	4.6
07-08	Lorenzo Wade	33	119	3.6
08-09	Richie Williams	36	126	3.5
09-10	D.J. Gay	34	108	3.2
10-11	D.J. Gay	37	116	3.1
11-12	Xavier Thames (130th)	31	128	4.1
12-13	Jamaal Franklin	33	109	3.3
13-14	Xavier Thames	36	116	3.2
14-15	JJ O'Brien	36	88	2.4
15-16	Winston Shepard	37	113	3.1
16-17	Trey Kell</			



# Annual Statistical Leaders



MOUNTAIN WEST-RECORD 16-TIME CONFERENCE CHAMPIONS

02-03	Deandre Moore	30	43	1.4
03-04	• Wesley Stokes	30	49	1.6
04-05	• Brandon Heath (43rd)	29	63	2.2
05-06	Richie Williams	33	58	1.8
06-07	• Richie Williams (37th)	33	69	2.1
07-08	Richie Williams	25	42	1.7
08-09	• Richie Williams (35th)	36	77	2.1
09-10	Kawhi Leonard	34	47	1.4
10-11	Kawhi Leonard (218th)	36	51	1.4
11-12	Chase Tapley (85th)	34	60	1.8
12-13	Jamaal Franklin (160th)	33	53	1.6
13-14	• Xavier Thames (104th)	36	59	1.6
14-15	JJ O'Brien (210th)	36	51	1.4
15-16	Dakarai Allen	38	40	1.1
16-17	Trey Kell (226th)	33	45	1.4
17-18	Trey Kell	28	31	1.1
18-19	Jeremy Hemsley	33	38	1.2
19-20	• Malachi Flynn (79th)	32	56	1.8
20-21	Matt Mitchell (192nd)	25	39	1.4
21-22	Lamont Butler (104th)	27	46	1.7
22-23	Lamont Butler (199th)	39	57	1.5

## Blocked Shots

Year	Name	Gms	Blocks	Avg.
78-79	Steve Malovic	27	34	1.3
79-80	Eddy Gordon	27	43	1.6
80-81	Michael Cage	27	20	0.7
81-82	Leonard Allen	29	45	1.6
82-83	Leonard Allen	28	41	1.5
83-84	Michael Cage	28	47	1.7
84-85	Leonard Allen	31	82	2.6
85-86	Steffond Johnson	17	11	0.6
86-87	Rodney Hawkins	30	34	1.1
87-88	Rodney Hawkins	29	33	1.1
88-89	Mitch McMullen	29	23	0.8
89-90	Marty Dow	23	22	1.0
90-91	Marty Dow	29	46	1.6
91-92	Joe McNaull	28	41	1.5
92-93	Joe McNaull	29	41	1.4
93-94	Marc Carter	28	32	1.1
94-95	Leon Carter	28	25	0.9
95-96	Leon Carter	29	33	1.1
96-97	Kevin Betts	27	24	0.9
97-98	Roy Krusiwyk	28	21	0.8
98-99	Marcelo Correa	26	26	1.0
99-00	Marcelo Correa	28	27	0.9
00-01	Marcelo Correa	28	32	1.1
01-02	Randy Holcomb	33	32	1.0
02-03	Evan Burns	26	25	1.0
	Aerick Sanders	30	25	0.8
03-04	Aerick Sanders	30	36	1.2
04-05	Marcus Slaughter	27	30	1.1
05-06	Marcus Slaughter	30	31	1.0
06-07	Jerome Habel	29	41	1.4
07-08	Billy White	33	25	0.8
08-09	Billy White	33	26	0.8
09-10	Malcolm Thomas (101st)	34	52	1.5
10-11	Malcolm Thomas (50th)	37	75	2.0
11-12	Jamaal Franklin	32	20	0.6
12-13	Skyler Spencer (114th)	34	51	1.5
13-14	Skyler Spencer (34th)	36	89	2.5
14-15	Skyler Spencer (25th)	36	91	2.5
15-16	Skyler Spencer (29th)	38	72	1.9
16-17	Valentine Izundu (67th)	30	53	1.8
17-18	Malik Pope (173rd)	32	37	1.2
18-19	Nathan Mensah (177th)	34	39	1.1
19-20	Nathan Mensah	13	22	1.7
20-21	Nathan Mensah (97th)	28	39	1.4
21-22	• Nathan Mensah (30th)	32	71	2.2
22-23	Nathan Mensah (49th)	39	65	1.7

## Field Goal Percentage (Min. 85 FGM)

Year	Name	FGM	FGA	Pct.
59-60	Bernie Revak	97	240	.404
60-61	Norm Ostapinski	108	243	.444
61-62	Norm Ostapinski	90	192	.469
62-63	Bob Mackey	90	197	.457
63-64	Jim Bowers	124	280	.443
64-65	Jack Showcroft	82	193	.425
65-66	Rip Barrett	160	310	.516
66-67	Bob Clem	146	291	.502
67-68	Dave Miller	168	329	.511
68-69	Von Jacobsen	189	402	.470

69-70	Von Jacobsen	158	316	.500
70-71	Von Jacobsen	110	192	.573
71-72	Jimmy Wilkins	163	343	.475
72-73	John Anderson	114	234	.486
73-74	Brad McNamara	125	281	.430
74-75	Will Connolly	196	410	.478
75-76	Joel Kramer	99	188	.527
76-77	Mike Dodd	86	166	.518
77-78	Steve Malovic	145	259	.560
78-79	Steve Malovic	192	350	.549
79-80	Tony Gwynn	109	226	.482
80-81	Michael Cage	115	206	.558
81-82	Donell Plummer	119	234	.509
82-83	Michael Cage	191	335	.570
83-84	Michael Cage	250	445	.562
84-85	Leonard Allen	158	263	.601
85-86	Steffond Johnson	103	210	.490
86-87	Gerald Murray	129	240	.538
87-88	Rob Hawkins	137	250	.548
88-89	Mitch McMullen	159	274	.580
89-90	Shawn Jamison	203	361	.562
90-91	Marty Dow	207	362	.572
91-92	Joe McNaull	146	252	.579
92-93	Keith Balzer	120	233	.515
93-94	Carlus Groves	147	301	.488
94-95	Chad Nelson	93	222	.419
95-96	Leon Carter	138	228	.605
96-97	Kevin Betts	95	167	.569
97-98	Kevin Betts	110	184	.598
98-99	Myron Epps	116	241	.481
99-00	Myron Epps	149	291	.512
00-01	Myron Epps	118	215	.549
01-02	Mike Mackell	129	246	.524
02-03	Mike Mackell	162	297	.545
03-04	Aerick Sanders (35th)	200	361	.554
04-05	Marcus Slaughter	165	352	.469
05-06	Kyle Spain	90	182	.495
06-07	Jerome Habel	137	230	.596
07-08	Billy White	118	192	.615
08-09	• Billy White	124	187	.663
09-10	• Billy White	137	235	.583
10-11	Billy White	150	267	.562
11-12	Chase Tapley (133rd)	200	440	.455
12-13	DeShawn Stephens	86	145	.593
13-14	Dwayne Polee II	100	212	.472
14-15	JJ O'Brien	149	320	.466
15-16	Zylan Cheatham	93	176	.528
16-17	Dakarai Allen	102	194	.526
17-18	Jalen McDaniels	126	215	.586
18-19	Jalen McDaniels (178th)	212	455	.466
19-20	Yanni Wetzell	151	255	.592
20-21	Nathan Mensah	88	152	.579
21-22	Keshad Johnson	88	159	.553
22-23	Keshad Johnson	115	216	.532

## Free-Throw Percentage (Min. 50 FTM)

Year	Name	FTM	FTA	Pct.
59-60	Bernard Finlay	186	234	.795
60-61	Carl Hunter	107	138	.775
61-62	Dick Maureau	97	137	.708
62-63	Jack Showcroft	83	112	.741
63-64	Jack Showcroft	91	113	.805
64-65	Al Catlin	56	82	.683
65-66	Rick Eveleth	57	82	.695
66-67	Gary McCoy	78	99	.788
67-68	Bob Lundgren	57	77	.740
68-69	Rip Barrett	48	57	.842
69-70	Mike Spilger	70	84	.833
70-71	Gary Schneider	69	81	.852
71-72	Chris McMurray	98	125	.784
72-73	Brad McNamara	47	58	.811
73-74	Allen Bunting	50	63	.794
74-75	Steve Copp	85	128	.664
75-76	Will Connolly	107	153	.699
76-77	Mark Delsman	65	80	.813
77-78	Steve Malovic	77	95	.810
78-79	Kim Goetz	74	82	.902
79-80	Tony Gwynn	83	105	.790
80-81	Michael Cage	65	86	.756
81-82	Donell Plummer	71	100	.710
82-83	Michael Cage	165	221	.747
83-84	Jeff Konek	54	71	.761
84-85	Anthony Watson	100	128	.781
85-86	Anthony Watson	138	182	.758

86-87	Josh Lowery	56	88	.636
87-88	Tony Ross	61	75	.813
88-89	Tony Ross	55	65	.846
89-90	Marty Dow	79	104	.760
90-91	Arthur Massey	93	120	.775
91-92	Courtie Miller	58	88	.659
92-93	Courtie Miller	107	131	.817
93-94	Courtie Miller	77	95	.811
94-95	Chad Nelson	122	157	.777
95-96	Chad Nelson	91	114	.798
96-97	Chad Nelson	142	166	.855
97-98	Jason Richey	96	112	.857
98-99	Marcelo Correa	58	82	.707
99-00	Bradley Jackson	57	77	.740
00-01	Marcelo Correa	56	74	.757
01-02	Mike Mackell	91	125	.728
02-03	Tony Bland	113	171	.661
03-04	Wesley Stokes	74	102	.725
04-05	Brandon Heath	132	161	.820
05-06	• Brandon Heath (37th)	101	119	.849
06-07	Mohamed Abukar (78th)	116	140	.829
07-08	Kyle Spain	76	95	.800
08-09	Kyle Spain (66th)	137	164	.835
09-10	Kawhi Leonard	85	117	.726
10-11	Kawhi Leonard	110	145	.759
11-12	Xavier Thames (80th)	101	122	.828
12-13	Xavier Thames (111th)	75	92	.815
13-14	Xavier Thames (92nd)	196	235	.834
14-15	Aqeel Quinn	50	71	.704
15-16	Jeremy Hemsley	107	141	.759
16-17	Trey Kell	111	145	.766
17-18	Jalen McDaniels (247th)	89	113	.788
18-19	Matt Mitchell	77	102	.755
19-20	Matt Mitchell (27th)	96	110	.873
20-21	Jordan Schakel	59	65	.908
21-22	Matt Bradley	113	145	.779
22-23	Matt Bradley	92	115	.800

## Three-Point Field Goal Pct. (Min. 25 3FGM)

Year	Name	3FG	3FGA	Pct.
86-87	Tony Ross	104	223	.466
87-88	Tony Ross	100	213	.469
88-89	Tony Ross	66	153	.431
89-90	Michael Hudson	27	80	.338
90-91	Arthur Massey	39	135	.289
91-92	Tony Clark	42	119	.353
92-93	Jason Hamilton	28	56	.500
93-94	Derric Craft	49	152	.322
94-95	Chad Nelson	27	77	.351
95-96	Paul Jarrett	37	101	.366
96-97	Brady Trenkle	29	71	.408
97-98	Jason Richey	72	202	.356
98-99	David Abramowitz	29	87	.333
99-00	David Abramowitz	39	115	.339
00-01	Al Faux	40	95	.421
01-02	Al Faux	66	161	.410
02-03	Steve Sir	46	114	.404
03-04	John Sharper	30	75	.400
04-05	John Sharper	43	117	.368
05-06	John Sharper	79	188	.420
06-07	Richie Williams	38	83	.458
07-08	Kyle Spain	32	83	.386
08-09	Kyle Spain	67	171	.392
09-10	D.J. Gay	61	160	.381
10-11	James Rahon	53	122	.434
11-12	Chase Tapley	77	178	.433
12-13	Chase Tapley	70	186	.376
13-14	Dwayne Polee II	36	92	.391
14-15	Aqeel Quinn	54	148	.365
15-16	Trey Kell	71	185	.384
16-17	Jeremy Hemsley	56	150	.373
17-18	Devin Watson	49	126	.389
18-19	Jordan Schakel	44	106	.415
19-20	Jordan Schakel	71	163	.436
20-21	• Jordan Schakel (3rd)	83	180	.461
21-22	Adam Seiko	38	94	.404
22-23	Adam Seiko	54	118	.458

• Conference leader. Number right of name indicates national ranking.  
RED - indicates a member of the 2023-24 team

INTRODUCTION

COACHES & STAFF

PLAYERS

2022-23 REVIEW

RECORDS

HISTORY

AZTEC BASKETBALL MEDIA GUIDE

# Letterwinners



MOUNTAIN WEST-RECORD 16-TIME CONFERENCE CHAMPIONS

**A (22)**

Abramowitz, David	1999, 00, 01
Abukar, Mohamed	2006, 07
Adair, Dick	1948
Adams, Bob	1955, 56
Adams, Dave	1944
Adams, John	1965
Ahler, Jim	1941, 42, 43
Allen, Dakarai	2014, 15, 16, 17
Allen, Leonard	1982, 83, 84, 85
Allison, Earl	1939, 40, 41
Ambrose, Matt	1994
Amend, Ray	1924
Amaroso, Ryan	2008, 09
Anderson, Jack	1936, 37, 38
Anderson, John	1973, 74
Anderson, Kareem	1996
Archie, Robert	1997
Arner, Andy	1968, 69
Arop, Aguek	2019, 20, 21, 22, 23
Arrendondo, Joe	1955
Atiles, Al	1984
Awery, Glen	1951

**B (55)**

Babick, Johnny	1943
Backo, Al	1966
Baker-Mazara, Chad	2022
Ballou, Bob	1969
Balsley, Joe	1955
Balzer, Keith	1991, 93
Banks, Marcus	1992, 93
Barefield, Ray	1991, 92, 93
Barnes, Dick (HOF, Class of 2011)	1946
Barnett, Brett	1978
Barrett, Rip	1966, 68, 69
Barstow, Ken	1972, 73
Baskin, Jon	1987
Beck, Paul	1955
Beck, Terry	1969
Bell, Shawn	1989
Bell, Tom	1964
Berokoff, Jeffrey	1999, 00
Berry, Richard	1925
Best, Michael	1989, 90
Betts, Kevin	1997, 98
Blackman, Ken	1979
Bland, Tony	2002, 03
Bobin, Jeff	1986
Bolander, Walter	1924
Bond, Kevin	1981, 82
Boogard, Dick	1967
Borchert, Jon	1970, 71
Bostrom, Walter	1932, 33, 34
Boucher, Charlie	1950
Bowers, Jim	1963, 64, 65
Bradley, Dennis	1966
Bradley, Matt	2022, 23
Brady, Bob (HOF, Class of 1995)	1952, 53, 54
Branch, Fred	1977, 78
Braun, Tad	1964
Brennen, Bob	1968
Briggs, Gerald	1953
Brinson, Don	1946
Brown, Aaron	1998
Brown, Bob	1932, 33, 34
Brown, Hal	1957, 58, 59
Brown, Jerry	1976, 77, 79, 80
Brown, Kevin	1986
Brown, Lloyd	1924
Brucker, Gene	1944, 45
Bryant, Byron	1924, 25
Buehlman, Bill	1936
Bullen, Howard	1925
Bunting, Al	1974, 75, 76
Burlison, Bob	1975
Burns, Evan	2003
Burns, Linden	1935, 36, 37
Busch, Dinon	1926, 27

**Butler, Lamont** .....2021, 22, 23

**C (37)**

Cage, Michael (HOF, Class of 1993)	1981, 82, 83, 84
Caldwell, Bud	1946
Caldwell, Ken	1944
Caldwell, Steve	1982
Callender, Dave	1965, 66
Camara, Mohamed	2005, 06
Campbell, William	1987
Canfield, Craig	1970
Carlwell, Brian	2010, 11
Carr, Lawrence	1926, 27, 28, 29
Carr, Terry	1983
Carroll, Bill	1945
Carson, Vince	1975
Carter, Leon	1995, 96
Carter, Marc	1994, 95
Castleberry, Jeremy	2013
Catlin, Al	1964, 65
Cheatham, Zylan	2016, 17
Cheriet, Mehdi	2009, 11
Chol, Angelo	2015, 16
Clark, Gary	1962
Clark, Stephen	1997
Clark, Tony	1992
Clarkson, Don	1932, 34, 35
Clem, Bob	1966, 67, 68
Colonelli, Pete	1961
Connelly, Will	1975, 76, 77
Contreras, Raul	1975
Cook, Stuart	1925, 26
Copp, Steve (HOF, Class of 1991)	1973, 74, 75, 76
Cornish, Kevin	1979
Correa, Marcelo	1998, 99, 00, 01
Cox, John	1969, 70
Cowmeyer, Bill	1955
Croft, Derric	1994
Crumly, Bob	1944, 45, 46
Curry, Kevin	1995

**D (39)**

Davidson, Ed	1959
Davis, Brett	1977
Davis, Chris	1992, 94, 95
Davis, Joe	1941, 42, 43
Davis, Josh	2014
Davis, Keith	1982
Davis, Kelvin	2008, 09, 10
Davis, Trimaine	2003, 04, 05, 06
Dawson, Stan	1969
Deal, Walter	1925
DeBolt, Pau	1976
Decker, Dean	1977, 78
Delauer, Don	1938, 39, 40
Delsman, Mark	1974, 75, 76, 77
DePablo, Louis	1933, 34
DesRochers, Dave	1986
Deutchman, Jason	2009, 10
DeVore, Chet	1941, 42
DeWeese, Al	1930
DeWeese, Jim	1930
Diabate, Tahirou	2022
Dildy, Tracy	1986, 87
Dilley, Eldon	1925, 26, 31
Dimwiddie Jr., Keith	2022
Dishong, Rodger	1954, 57
Dixon, William	1988
Dixon, Rex	1938
Dodd, Mike (HOF, Class of 2007)	1976, 77, 78, 79
Doherty, Jim	1958, 59, 60
Donohue, Jim	1948
Dorsey, Creon	1985, 86
Dotson, George	1924, 25, 26
Daugherty, Ted	1955
Douglas, Aaron	2013
Douglas, Merrill	1931
Dow, Marty	1990, 91
Downing, Bil	1943

Drake, Sam	1950, 51
Ducey, Ted	1952

**E (12)**

Earle, Gary	1974, 75, 76
Earnest, Ken	1945
Ebrahimian, Narbeh	2012, 13
Echle, Andy	1939, 40, 41
Egerer, Tom	1971
Ennis, Bill	1967
Epps, Myron	1999, 00, 01, 02
Espinoza, Juan	1987
Estes, Lou	1944
Estey, Roger	1952, 53
Evans, Steve	1958
Eveleth, Rick	1966, 67, 68

**F (18)**

Falconer, Craig	1969
Faux, Al	2001, 02
Feagin, KJ	2020
Fickheisen, Ed	1933
Fields, Roy	1952, 53, 54
Fields, Tye	1997
Finlay, Bernard (HOF, Class of 2005)	1958, 59, 60
Fischer, Dick	1960
Fitzgerald, Bill	1943
Fitzgerald, Jack	1936, 37, 38
Fitzpatrick, Harold	1924
Flynn, Malachi	2020
Foster, John	1966
Frame, Joe	1936
Franklin, Jamaal (HOF, Class of 2018)	2011, 12, 13
Franklin, LaBradford	2011, 12
Franklin, Syd	1950
Frishman, Brian	1977

**G (30)**

Gaines, Darryl	1986
Gardner, Trent	1995
Garnier, Tony	1962, 63
Garwood, John	1981, 82
Gay, D.J. (HOF, Class of 2017)	2008, 09, 10, 11
Gay, R. Michael	1978, 79
Geddis, Terence	1929
Gehring, Rich	1956, 57
Gill-Caesar, Montaque	2017
Gillespie, Bill	1957, 58
Gilbert, Kevin	1981
Gilbert, Presnell	1977
Glihero, Forrest	1963, 64
Goetz, Kim (HOF, Class of 2006)	1978, 79
Goldie, Alex	1937, 38
Gomez, Terrell	2021
Gonsalves, Joe	1945
Goodbody, Bernard	1946, 47
Gordon, Eddy	1980, 81, 82, 83
Gordon, Mick	1952
Graham, Charles	1944
Gray, Dion	1995
Green, Bob	1975
Green, Garrett	2012
Griffin, Hal	1960, 61
Grissom, David	1984
Gross, Morris (HOF, Class of 1989)	1923, 24, 27
Groves, Carlus	1994
Gumina, Sal	1945, 46, 47, 48
Gwynn, Tony (HOF, Class of 1989)	1978, 79, 80, 81

**H (46)**

Habel, Jerome	2007
Hadley, Clyde	1962, 63
Hagen, Herman	1968, 69
Hale, Hilton	1978
Hale, Kenneth (HOF, Class of 1997)	1941, 46, 47
Hamilton, Jason	1993
Hamilton, Marcus	1979, 81
Hamilton, Terrence	1991, 92, 93, 94
Hampton, Charles	1946, 47

Hancock, John	1922, 23
Hankins, Don	1943
Hannon, John	1954, 55, 56
Hanour, Travis	2003, 05
Harge, Ira	1984, 85
Harris, Jimmy	1971, 72
Harris, Mason	1938, 39, 40
Hartzog, Ernie	1953, 54
Haupt, Mike	1985
Hawkins, Rob	1986
Hawkins, Rodney	1987
Head, Drew	1980, 81
Heath, Brandon (HOF, Class of 1950)	2004, 05, 06, 07
Hegerle, Don	1952, 55, 56
Hemming, Bob	1930
Hemsley, Jeremy	2016, 17, 18, 19
Hendrickson, Danny	1961, 62
Higgins, Howie	1960, 61
Hildreth, James	1929, 30
Hindricks, Dan	1960
Hodgetts, Harry (HOF, Class of 1999)	1939, 40, 41
Hoerner, Brett	2006
Hoetzel (Montana), Max	2017, 18
Hoheisal, Jack	1929, 31
Holcomb, Randy (HOF, Class of 2012)	2001, 02
Holden, Chris	1979, 80, 81, 82
Holland, Steve	1984
Honaker, Kevin	1990
Horton, Bryan	2009
Hoss, Bob	1964, 65, 66
Houston, Cal	1943
Huddleston, Clarence	1943
Hudson, Michael	1990
Hulburt, Jerry	1961
Hunt, Wilson	1932, 33, 34
Hunter, Carl	1960, 61, 62
Hutchinson, Bill	1947, 48, 49, 50

**I (3)**

Ines, Jared	2005
Island, Tim	2009
Izundu, Valentine	2017

**J (18)**

Jackson, Bradley	2000
Jackson, Dana	1989
Jacobs, Don	1959
Jacobsen, Van	1969, 70, 71
Jamison, Shawn	1990
Jarrett, Paul	1996
Joerndt, Ashley	1932
Johnson, James	2013
Johnson, JerVaughn	2007, 08
Johnson, Keshad	2020, 21, 22, 23
Johnson, Sam	1988, 89
Johnson, Steffond	1986
Johnson, Tommy	2002, 03, 04, 05
Jones, Larry	1972, 73
Jones, Tim	1962, 63
Jones, Rodney	1989, 90
Jones, Zack	1981, 82
Joyce, Bruce	1962

**K (19)**

Kaplansky, David	1998, 99
Keesey, Tom	1948, 49, 50
Kell, Trey	2015, 16, 17, 18
Kelley, Wilbur	1938
Kennedy, Bob	1947, 48
Kennedy, Mike	1984, 85
King, Raymond	1996
Klause, Jack	1930
Kneller, Ben	2010
Knudsen, Craig	1974
Konek, Jeff	1984, 85
Kopicki, Steve	1983
Kopp, Frank	1927
Kovac, Bob	1975, 76
Kovacic, Karlo	2001, 02



# Letterwinners



MOUNTAIN WEST-RECORD 16-TIME CONFERENCE CHAMPIONS

Kramer, Joel (HOF, Class of 1997).....	1974, 76, 77, 78
Kruiswyk, Roy.....	1997, 98
Krymer, Larry.....	1944, 45
Kuykendall, Bob.....	1949

**L (17)**

Lake, Louis.....	1962
Lamb, Chris.....	2006, 07, 08
Lavender, Joe.....	1970, 71
Leary, Ray.....	1974, 75, 76
Lee, Bill.....	1961
Lee, Rock.....	1978
Leech, Steve.....	1971

**LeDee, Jaedon..... 2023**

Leonard, Kawhi (HOF, Class of 2016).....	2010, 11
Lewis, James.....	1991
Lindsley, Byron.....	1935, 36, 37
Linkletter, Art (HOF, Class of 1990).....	1932, 33, 34
Lipscomb, Jeff.....	1973
Low, John.....	1960
Lowery, Josh.....	1986, 87
Lorenze, Dave.....	1966, 67
Lundgren, Bob.....	1967, 68

**M (53)**

MacGillivray, George.....	1933
Mackell, Mike.....	2002, 03
MacKey, Bob.....	1963, 64, 65
Malovic, Steve.....	1978, 79
Manker, Chris.....	2003, 04, 05
Mann, Joe.....	1999, 00
Marion, Michael.....	2000, 01
Marlowe, Chris (HOF, Class of 1994).....	1971, 72, 73
Marsielles, Bill.....	1962, 63
Martens, John.....	1983, 85, 86
Martin, Brandon.....	2007
Martin, Ron.....	1995, 96
Martinsen, Eric.....	1968, 69, 70
Massey, Arthur.....	1990
Maupin, Jack.....	1942
Maureau, Dick.....	1961-62
Maxwell, Bruce.....	1922-23
Mayyiers, Ron.....	1961
McCoy, Gary.....	1965, 67
McDaniel, James.....	1922
McDaniels, Jalen.....	2018, 19
McGrath, Tim.....	2006
McKay, Dave.....	1951, 52, 53
McKee, Dick.....	1946
McKinney, Chris.....	1991
McMullen, Mitch.....	1988, 89
McMurray, Chris.....	1972
McNamara, Brad.....	1973, 74
McNaull, Joe.....	1991, 92, 93
Meek, Larry.....	1963, 64, 65
Mendoza, Joe.....	1980, 81
Mensah, Joel.....	2020
Mensah, Nathan.....	2019, 20, 21, 22, 23
Metzler, Don.....	1951, 52
Meyer, Bill.....	1951, 52, 53
Mickelsen, Noel.....	1953, 54, 55, 56
Miles, Terry.....	1931, 32, 33
Milke, George "Bud".....	1949, 50, 51
Miller, Courtie.....	1991, 92, 93, 94
Miller, Dave.....	1966, 67, 68
Mitchell, Dick (HOF, Class of 1998).....	1940, 41, 42
Mitchell, Matt.....	2018, 19, 20, 21
Molle, John.....	1992
Monahan, Jim.....	1955
Moore, Deandre.....	2001, 02, 03
Moore, Ed.....	1942, 43
Morris, Eddie.....	1980, 81, 82, 83
Morrison, Alvin "Babe".....	1922, 23
Moss, Clinton.....	1935
Mott, Paul (HOF, Class of 1996).....	1925, 26, 27, 28
Mulder, Gerald.....	1957, 58, 59
Murray, Gerald.....	1984, 85, 87
Murrillo, Sef.....	1941

**N (14)**

Narain, Nolan.....	2018, 19, 20
Neal, Blake.....	1957, 58, 59
Neil, Mike.....	1960
Nelson, Chad.....	1994, 95, 96, 97
Nettles, Graig (HOF, Class of 1988).....	1964, 65
Newlee, Barney.....	1942, 46, 47
Newport, Danny.....	1954, 55, 56
Nichols, Bert.....	1937
Noonan, Tom.....	1957, 58
Nordquist, Al.....	1956, 57
Northcutt, Russ.....	1971
Nothbusch, Frank.....	1934, 35
Nuen, Ken.....	1968, 69
Nuttall, Don.....	1947, 48, 49

**O (10)**

O'Brien, JJ.....	2013, 14, 15
O'Brien, John.....	1967
O'Day, Al.....	1932
Ofner, Mike.....	1961, 62
Okatie, Vince.....	1999, 00
Olinger, Vane.....	1948
Olmsted, Dave.....	1966, 67
Ostapinski, Norm.....	1961, 62
Owens, Bobbie.....	1983, 84, 85
Owens, Tim.....	1967, 68

**P (29)**

Palmgren, Ben.....	1936, 37
<b>Parrish, Micah..... 2023</b>	
Pastorek, Jon.....	2007, 08
Patrick, Jerry.....	1943
Patterson, Bill "Pat".....	1938, 41
Penwarden, Ray.....	1938
Perez, Ben.....	2016
Perez, Ed.....	1964
Perry, Francis.....	1935, 37
Pete, Geoff.....	1971, 72, 73
Phelps, Bobby.....	1950, 51
Phelps, Milton (HOF, Class of 1988).....	1939, 40, 41
Philips, Gene.....	1960
Phillips, Larry.....	1961
Pierce, Dick.....	1964, 65
Pinkins, Braxton.....	1956, 57, 58
Pinkins, Tony (HOF, Class of 1992).....	1955, 56, 57
Pledger, Jim.....	1966
Plummer, Donell.....	1982
Polee II, Dwayne.....	2013, 14, 15
Pollard, Mark.....	1988, 91
Poole, Jim.....	1952, 53, 54
Pope, Malik.....	2015, 16, 17, 18
Porter, Will.....	1997
Powell, Bob.....	1967
Power, Ray.....	1944
Preisler, Eddie.....	1938, 39, 40
Pruitt, Paul.....	1950, 51, 52
Pulliam, Trey.....	2020, 21, 22

**Q (2)**

Quade, Bud.....	1942, 43
Quinn, Aqeel.....	2014, 15

**R (27)**

Rahon, James.....	2011, 12, 13
Rambeau, Arch.....	1956, 57, 58
Randle, Berry.....	1993, 94, 95, 96
Ranson, Jimmy.....	1979, 80
Rasmussen, Michael.....	1982
Reed, David.....	1983
Rees, Bob.....	1957
Reid, Bob.....	1952, 53, 54
Reinhardt, Brian.....	1996, 97
Revak, Bernie.....	1958, 59, 60
Richey, Jason.....	1997, 98
Riley, Dave.....	1974
Riley, Dick.....	1950
Ringo, Robert.....	1992, 93
Ritland, Osmond.....	1930, 31

Roberts, George.....	1963, 64
Rock, Lincoln.....	1942
Rodriguez, Rigo.....	1948, 49, 50
Rogers, Caldin.....	1988
Rooks, Kameron.....	2018
Ropper, Dick.....	1960
Ross, Alden.....	1922, 23
Ross, Andre.....	1984, 85
Ross, Fred.....	1998
Ross, Tony.....	1987, 88, 89
Rundell, Paul.....	1947, 48, 49
Rutledge, Darius.....	1996

**S (65)**

Sadis, Ron.....	1960, 61
Saipaia, Ia.....	1977
Sams, Jim.....	1954, 55, 56
Samuelson, Ray.....	1970
Sanders, Aerick.....	2001, 02, 03, 04
Sanders, Jason.....	1994
Sands, Anthony.....	1984, 85
Schakel, Jordan.....	2018, 19, 20, 21
Scheel, Lyman.....	1922
Schneider, Gary.....	1970, 71
Schumann, Bob.....	1968
Scruggs, Johnny.....	1986, 87
Seiko, Adam.....	2019, 20, 21, 22, 23
Seiler, Ben.....	1951
Seiler, Bob.....	1948
Sellwood, John.....	1940, 41
Service, John.....	1973
Sharper, John.....	2003, 04, 05, 06
Shawcraft, Jack (HOF, Class of 2020).....	1963, 64, 65
Shelley, Tyrone.....	2010
Shelton, Tim.....	2009, 10, 11, 12
Shepard, John.....	1940
Shepard, Winston.....	2013, 14, 15, 16
Shewman, Byron.....	1969
Short, Roy.....	1952
Shrigley, Matt.....	2014, 15, 16, 17
Simon, Bob.....	1970
Singleton, Herman.....	1996
Sir, Steve.....	2003
Skalecky, Al (HOF, Class of 2003).....	1966, 67, 68
Skalecky, John.....	1968, 69, 70
Slaughter, Marcus.....	2004, 05, 06
Small, Walter.....	1999, 00
Smith, Brandon.....	2002
Smith, Bryce.....	2009
Smith, Charles.....	1927, 28, 30, 31
Smith, Chris.....	1972
Smith, Poole.....	1946, 47, 48, 49
Smith, Howard.....	1969
Smith, Keith.....	1982, 83
Smith, Mark.....	1980, 81
Smith, Sid.....	1971
Smith, Tyler.....	2005
Smith, Virgil.....	1992
Smith, Will.....	1966
Smyth, Ed.....	1936
Spain, Kyle.....	2006, 07, 08, 09
Spencer, Skylar.....	2013, 14, 15, 16
Spilger, Mike.....	1969, 70
Squires, John.....	1923, 24
Stadnyk, Harry.....	1961, 62
Stanley, Willie.....	1974, 75
Staten, Ryan.....	2015
Steele, Willie (HOF, Class of 1988).....	1947
Steffan, Mike.....	1961, 62
Steinly, Neal.....	1988, 89, 90
Stephens, DeShawn.....	2012, 13
Stephens, Les.....	1952
Stewart, Dennis.....	1980
Stewart, Nelson.....	1991, 92
Stacking, Jack.....	1938
Stokes, Wesley.....	2004
Strasburg, Roger.....	1968, 69
Stryker, John.....	1960
Summers, Hal.....	1942, 43, 46

Swezt, John.....	1947
------------------	------

**T (23)**

Tapley, Chase.....	2010, 11, 12, 13
Tazelaar, Dick.....	1936
Teague, Dan.....	1973, 74
Telford, George.....	1926
Tenney, Tom.....	1962, 63, 64
Tenwolde, Harry.....	1928, 29, 30
Thames, Xavier (HOF, Class of 2019).....	2012, 13, 14
Thomas, Malcolm.....	2010, 11
Thomas, Matt.....	2005, 06, 08, 09
Thomas, Nelson.....	1928
Thompson, George "Bud".....	1937, 38, 39
Thompson, Vernon.....	1990, 91
Tibbs, Ted.....	1974
Timmons, Jay.....	1947
Tomaić, Joshua.....	2021-22
Tompkins, Herb.....	1941, 42, 47
<b>Trammell, Darrion..... 2023</b>	
Trenkle, Brady.....	1995, 97, 99
Tuck, Leo.....	1949, 50, 51
Tucker, Bob.....	1931, 32
Tucker, Herb.....	1933, 34
Turner, Jay.....	1955
Tyres, John.....	1934, 35

**V (6)**

Van Rensselaer, John.....	1922
Van Velzen, Al.....	1970
Velasquez, David.....	2007
Viera, Brian.....	1982
Visnjic, Josko.....	1998
Vurgason, Jo.....	1922

**W (35)**

Wade, Lorenzo.....	2007, 08, 09
Walden, Denzil.....	1943
Walters, Chris.....	1993, 94
Walters, Roy.....	1958-59
Walton, Chris.....	2001, 02, 04, 05
Ward, David.....	1982, 83
Wardrop, Ben.....	2003, 04
Watson, Anthony (HOF, Class of 2015).....	1983, 84, 85, 86
Watson, Devin.....	2018, 19
Watts, Matt.....	1998, 99
Weishans, Jeff.....	1975
Wells, Cliff.....	1929
Wetzell, Yanni.....	2020
Whitcomb, Ken.....	1952
White, Billy.....	2008, 09, 10, 11
White, Eric.....	1989, 90
White, Markee.....	2003
Wilkins, Jimmy.....	1971, 72
Williams, Alec.....	2010, 11, 12
Williams, Bryan.....	1988
Williams, D'Erryl.....	2014, 15, 16, 17
Williams, Jim.....	1936
Williams, John.....	1966
Williams, Richie.....	2006, 07, 08, 09
Williams, Willie.....	1961, 62
Wills, Larry.....	1963, 64, 65
Wilson, Art.....	1928, 29, 30
Wilson, Charles.....	1933, 34, 35
Wilson, Donte.....	1999, 2000
Wilson, Harry.....	1950
Wilson, Harry.....	1957
Wilson, Jim.....	1942
Woodmansee, Ray.....	1954, 55, 56
Wolfemeyer, Ken.....	1948
Wulff, Lee.....	1924

**Y (1)**

Young, Ralph.....	1924
-------------------	------

**Z (3)**

Zabo, Kevin.....	2015
Ziegenfuss, Fritz.....	1963, 64, 65
Zinser, Glenn.....	1937, 38

RED - indicates a member of the 2023-24 team

INTRODUCTION

COACHES & STAFF

PLAYERS

2022-23 REVIEW

RECORDS

HISTORY

AZTEC BASKETBALL MEDIA GUIDE

# Division I Era Statistics



MOUNTAIN WEST-RECORD 16-TIME CONFERENCE CHAMPIONS

The following pages reflect the career statistics of all SDSU players for the Division I era (from the 1970-71 season to present). The statistics below represent career totals for only those seasons which were played at the Division I level. Furthermore, foul outs (1972), assists (1973), minutes (1979), steals (1979), blocked shots (1979), turnovers (1979) and game started (in 1979) have only recently been kept. Those stats are only listed below if they were kept during the players' entire career. The three-point field goal was added prior to the 1986-87 season. All years below refer to the year in which the season ended (e.g. the 2003-04 season is listed as 04). W - indicates number of SDSU victories in which the player participated (includes all players since the 1975-76 season).

Player	GP	GS	TOTAL					3-PTS		REBOUNDS		PF-FO	A	TO	Blk	Stl	Pts	Avg	W				
			Min	Avg	FG-FGA	Pct	3FG-FGA	Pct	FT-FTA	Pct	Off									Def	Tot	Avg	
Abramowitz, David	99-00-01	79	19	1,720	21.8	154-427	.361	98-284	.345	66-80	.825	23	107	130	1.6	103-2	189	137	1	81	472	6.0	23
Abukar, Mohamed	06-07	54	51	1,729	32.0	303-634	.478	27-91	.297	186-226	.823	85	204	289	5.4	141-4	73	112	33	36	819	15.2	39
Alger, Cade	21-22-23	24	0	46	1.9	9-19	.474	2-8	.250	3-5	.600	2	4	6	0.2	2-0	0	2	1	2	23	1.0	22
Allen, Dakari	14-15-16-17	133	51	2,475	18.6	235-529	.444	41-155	.265	165-256	.645	97	235	332	2.5	278-9	116	128	66	121	676	5.1	99
Allen, Leonard	82-83-84-85	116	110	3,191	27.5	396-692	.572			227-369	.615			724	6.2	274-5	22	182	214	36	1,019	8.8	76
Ambrose, Matt	94	23	0	278	12.1	12-34	.353	0-0	.000	34-54	.630	30	26	56	2.4	58-2	11	24	7	5	58	2.5	11
Amaroso, Ryan	08-09	66	57	1,744	26.4	244-537	.454	28-86	.326	108-168	.643	123	241	364	5.5	147-2	50	101	24	28	624	9.5	43
Anderson, John	73-74	52				238-547	.435			125-193	.648			354	6.8	163-9	78			601	11.6	22	
Anderson, Kareem	96	23	23	634	27.6	121-289	.419	24-69	.348	49-73	.671	44	68	112	4.9	50-0	28	45	0	28	315	13.7	11
Archie, Robert	97	15	0	56	3.7	3-11	.273	1-4	.250	1-3	.333	4	6	10	0.7	6-0	2	5	1	8	0.5	5	
Arop, Aquek	19-20-21-22-23	135	8	1,921	14.2	212-422	.502	9-47	.191	70-125	.560	172	195	367	2.7	221-2	94	109	55	87	503	3.7	102
Aronson, Doug	86	1	0	2	2.0	0-0	.000			0-0	.000			1	1.0	1-0	0	0	0	0	0.0	0	
Attles, Alvin	84	3	0	5	1.7	0-0	.000			0-2	.000			2	0.7	1-0	1	1	0	0	0.0	3	
Avery, Howard	79	6	1	104	17.3	14-32	.438			6-11	.545			5	0.8	7-0	32	29	0	15	34	5.7	4
Baker, Norm	84	2	0	6	3.0	0-0	.000			0-1	.000			0	0.0	1-0	0	4	0	0	0.0	2	
Baker-Mazara, Chad	22	31	0	397	12.8	66-157	.420	22-56	.393	44-49	.898	9	54	63	2.0	45-0	18	23	14	21	198	6.4	23
Balzer, Keith	91-92-93	52	38	1,249	24.0	214-418	.512	7-22	.318	86-124	.694	119	155	274	5.3	126-4	47	89	37	57	521	10.0	16
Banks, Marcus	92-93	45	6	438	9.7	59-117	.504	0-0	.000	31-57	.544	44	47	91	2.0	72-3	2	37	37	2	149	3.3	10
Barefield, Ray	91-92-93	73	35	1,675	23.0	125-364	.343	10-50	.200	101-162	.623	73	134	207	2.8	124-2	159	165	3	53	361	4.9	19
Barnett, Brett	78	8				3-8	.375			1-3	.333			7	0.9	5-0	0			7	0.9	8	
Barnett, Jared	20-21-22-23	36	0	76	2.1	7-21	.333	2-5	.400	1-2	.500	2	5	7	0.2	8-0	10	10	0	6	17	0.5	34
Barstow, Ken	72-73	38				44-120	.367	0-0	.000	16-37	.432	0	0	128	3.4	49-1				104	2.7		
Baskin, Jon	87	16	0	107	6.7	7-20	.350	0-0	.000	7-11	.636	4	18	22	1.4	17-0	1	14	2	5	21	1.3	1
Bell, Shawn	89	29	27	881	30.4	149-298	.500	3-22	.136	52-82	.634	62	113	175	6.0	73-3	77	81	14	33	353	12.2	12
Berokoff, Jeffrey	99-00	53	16	836	15.8	67-187	.358	31-106	.292	42-66	.636	31	52	83	1.6	101-4	67	77	2	38	207	3.9	9
Best, Michael	89-90	56	46	1,730	30.9	246-602	.409	107-292	.366	58-88	.659	78	155	233	4.2	165-12	238	199	14	126	657	11.7	24
Betts, Kevin	97-98	55	55	1,665	30.3	205-351	.584	3-20	.150	154-227	.678	130	194	324	5.9	167-10	75	145	40	81	567	10.3	25
Blackmon, Ken	79-80	14	0	25	1.8	4-11	.364			2-4	1.000			4	0.3	7-0	1	4	0	1	10	0.7	6
Bland, Tony	02-03	63	62	2,182	34.6	365-808	.452	49-153	.320	233-340	.685	61	174	235	3.7	89-1	213	162	21	67	1,012	16.1	37
Bobin, Jeff	86	16	0	71	4.4	3-7	.429			3-4	.750			12	0.8	9-0	4	6	3	1	9	0.6	5
Bond, Kevin	81-82	27	4	157	5.8	9-30	.300			4-7	.571			21	0.8	37-0	24	27	1	1	22	0.8	14
Borchert, Jon	71	12				23-55	.418			26-31	.839			71	5.9	28				72	6.0	4	
Boyes, Tad	01	3	0	4	1.3	2-3	.667	0-0	.000	0-0	.000	0	0	0	0.0	0-0	0	0	0	1	4	1.3	3
Bradley, David	81	2	0	11	5.5	3-11	.273			0-0	.000			1	0.5	1-0	0	1	1	0	6	3.0	2
Bradley, Matt	22-23	71	71	2,036	28.7	357-855	.418	114-302	.377	205-260	.788	60	263	323	4.5	132-1	165	138	17	59	1,033	14.5	55
Brady, Bob	71	7				1-6	.167			0-4	.000			2	0.3	3				2	0.3	7	
Branch, Fred	77-78	47				108-226	.478			47-85	.553			252	5.4	100-5	40			263	5.6	26	
Brandenburg, Bart	92	1	0	1	1.0	1-1	1.000	1-1	1.000	0-0	.000	0	0	0	0.0	0-0	0	0	0	0	3	3.0	1
Braun, Todd	84	2	0	2	1.0	1-2	.500			0-0	.000			0	0.0	0-0	0	2	0	0	2	1.0	2
Broughton, Triston	21-22-23	12	0	13	1.1	0-4	.000	0-1	.000	0-0	.000	0	1	1	0.1	3-0	1	0	0	0	0	0.0	12
Broughton, Tyler	21-22	15	0	18	1.2	0-1	.000	0-1	.000	0-0	.000	3	2	5	0.3	0-0	2	3	0	2	0	0.0	15
Brown, Aaron	98	25	0	163	6.5	4-11	.364	0-1	.000	3-6	.500	9	21	30	1.2	14-0	6	6	2	3	11	0.4	12
Brown, Jerry	76-77-79-80	71				112-262	.427			27-46	.587			204	2.9	89-1	17			251	3.5	31	
Brown, Kevin	86-87	41	20	779	19.0	50-139	.360	0-0	.000	21-51	.412	169	41	71-1	8	31	12	19	121	3.0	12		
Brown, Randy	72	5				1-2	.500			0-0	.000			4	0.8	2-0				2	0.4	5	
Brucks, Jerry	73	2				1-4	.250			0-0	.000			2	1.0	0-0	0			2	1.0		
Bryant, Kent	87	3	0	10	3.3	1-4	.250	0-0	.000	0-0	.000	1	1	2	0.7	2-0	0	2	0	0	2	0.7	0
Bunting, Allen	74-75-76	78				271-630	.430			98-148	.662			456	5.8	202-8	92			640	8.2	34	
Burlison, Bob	75	2				1-3	.333			1-3	.333			4	2.0	1-0	1			3	1.5		
Burns, Evan	03	26	8	582	22.4	90-183	.492	14-47	.298	46-60	.767	42	90	132	5.1	77-0	29	47	25	32	240	9.2	14
Butler, Lamont	21-22-23	94	64	2,043	21.7	238-584	.408	72-218	.330	115-159	.723	33	177	210	4.1	222-3	226	167	9	127	663	7.1	74
Byrd, Miles	23	4	0	40	10.0	7-13	.538	2-7	.286	1-2	.500	0	2	2	0.5	3-0	6	4	0	2	17	4.3	4
Cage, Michael	81-82-83-84	112	112	4,262	38.1	679-1,298	.548			488-667	.732			1,317	11.8	206-2	98	233	118	126	1,846	16.5	68
Caldwell, Steve	82	26	0	233	9.0	15-46	.326			12-20	.600			21	0.8	41-1	46	24	2	2	42	1.6	17
Campbell, William	87	26	3	380	14.6	34-78	.436	4-11	0.364	29-47	.617	13	37	50	1.9	34-0	52	36	3	14	101	3.9	4
Camara, Mohamed	05-06	61	30	928	15.2	65-142	.458	0-0	.000	21-67	.313	102	124	226	3.7	116-3	26	43	35	33	151	2.5	34
Carlwell, Brian	10-11	71	4	912	12.8	118-209	.565	4-1															



# Division I Era Statistics



MOUNTAIN WEST-RECORD 16-TIME CONFERENCE CHAMPIONS

Player	GP	GS	Min	Avg	TOTAL		3-PTS		FT-FTA	Pct	REBOUNDS			PF-FO	A	TO	Blk	Stl	Pts	Avg	W		
					FG-FGA	Pct	3FG-FGA	Pct			Tot	Avg											
Demirdjian, Ryan	97	10	0	25	2.5	3-5	.600	3-3	1.000	4.4	1.000	0	2	2	0.2	1.0	4	1	0	3	13	1.3	5
Desrochers, Dave	86	7	0	29	4.1	1-3	.333			3.4	.750			1	0.1	5.0	0	0	0	2	5	0.7	3
Deutchman, Jason	09-10	11	0	26	2.4	1-4	.250	0-1	.000	3.4	.750	0	7	7	0.6	2.0	1	0	0	0	5	0.5	10
Diabate, Tahirou	22	25	0	204	8.2	19-51	.373	0-2	.000	12-24	.500	19	36	55	2.2	39.0	2	9	12	2	50	2.0	17
Diddy, Tracy	86-87	57	13	919	16.1	62-167	.371	7-29	.241	42-92	.457			63	1.1	132.4	155	98	2	73	173	3.0	16
Dimwiddie Jr., Keith	21-22	23	1	223	9.7	29-85	.341	20-59	.339	3-4	.750	1	16	17	0.7	16.0	10	8	0	6	81	3.5	18
Dixon, William	88-89	28	0	70	2.5	4-8	.500	0-0	.000	6-10	.600	2	6	8	0.3	12.1	11	2	0	4	14	0.5	11
Dodd, Mike	76-77-78-79	91				392-758	.517			144-185	.778			219	2.4	168-3	271				928	10.2	54
Dorsey, Creon	85-86	59	57	1,706	28.9	184-401	.459			120-195	.615			195	3.3	161-5	263	153	5	109	488	8.3	33
Douglas, Aaron	12-13	8	0	15	1.9	3-5	.600	2-4	.500	1-2	.500	0	0	0	0.0	1.0	0	1	0	0	9	1.1	8
Dow, Marty	90-91	52	52	1,759	33.8	309-557	.555	1-2	.500	158-227	.696	121	294	415	8.0	144-6	32	96	68	32	777	14.9	25
Earle, Gary	74-75-76	81				226-498	.454			92-128	.719			245	3.0	180-5	184				544	6.7	
Ebrahimian, Narbeh	12-13	16	0	76	4.8	4-16	.250	0-5	.000	3-7	.429	4	6	10	0.6	10.0	4	0	0	2	11	0.7	14
Egerer, Tom	71	26				75-183	.410			49-75	.653			59	2.3	39					199	7.7	12
Eggs, Myron	99-00-01-02	113	81	2,971	26.3	407-803	.507	2-9	.222	274-466	.588	222	286	508	4.5	233-2	81	200	16	31	1,090	9.6	43
Espinosa, Juan	87-88	51	26	1,028	20.2	124-236	.525	2-3	.667	59-86	.686	50	113	163	3.2	112-3	72	80	14	23	309	6.1	15
Evans, Che	21	10	0	42	4.2	4-17	.235	2-9	.222	12	.500	1	4	5	0.5	5.0	2	3	0	3	11	1.1	9
Faux, Al	01-02	57	41	1,640	28.8	267-591	.452	106-256	.414	149-224	.665	44	157	201	3.5	120-2	126	121	17	70	789	13.8	33
Feagin, KJ	20	32	32	971	30.3	101-263	.384	58-151	.384	30-36	.833	12	92	104	3.3	57.0	423	54	9	19	290	9.1	30
Federico, Niksha	14-15-16	16	0	30	1.9	7-18	.389	5-15	.333	0-0	.000	1	4	5	0.3	3.0	2	0	1	1	19	1.2	15
Fields, Tye	96	17	13	419	24.7	67-130	.515	0-3	.000	53-73	.726	25	41	66	3.9	62.5	13	34	4	11	187	11.0	11
Flynn, Malachi	20	32	32	1,071	33.5	184-417	.441	76-204	.373	120-140	.857	20	123	143	4.5	56.0	163	57	3	56	564	17.6	30
Franklin, Jamaal	11-12-13	87	55	2,237	25.7	366-857	.427	100-328	.305	349-446	.783	128	477	605	7.0	184-1	166	221	51	88	1,181	13.6	68
Franklin, LaBradford	11-12-13	53	1	553	10.4	43-104	.413	8-36	.222	45-54	.833	8	56	64	1.2	51.0	79	64	2	14	139	2.6	45
Frishman, Brian	77	26				173-379	.456			35-48	.729			124	4.8	65-4	42				381	14.7	11
Gaines, Darryl	86-87	53	4	776	14.6	91-234	.389	40-115	.348	60-84	.714			99	1.9	74.0	49	57	10	29	282	5.3	12
Gardner, Trent	95-96	45	1	246	5.5	26-74	.351	23-61	.377	12-15	.800	6	15	21	0.5	22.0	11	16	0	11	87	1.9	21
Garwood, John	81-82	56	8	1,011	18.1	153-340	.450			117-170	.688			163	2.9	141-6	52	95	9	55	423	7.6	36
Gay, D.J.	08-09-10-11	140	120	4,222	30.2	379-1,046	.362	219-607	.361	201-288	.698	51	210	261	1.9	156-1	344	191	10	126	1,178	8.4	105
Gay, Michael	78-80-81	45				44-94	.468			29-49	.592			72	1.6	77-1	17				117	2.6	22
Geoff, Pete	73	26				120-265	.453			75-96	.781			106	4.1	63-2	50				315	12.1	15
Gilbert, Kevin	81	4	0	17	4.3	1-9	.111			3-6	.500			4	1.0	4.0	1	2	0	0	5	1.3	2
Gilbert, Presnell	77-78-79	50				270-591	.457			94-149	.631			261	5.2	157-9	69				634	12.7	26
Gill-Ceasar, Montague	17-18	33	2	398	12.1	38-126	.302	9-49	.184	31-42	.738	19	42	61	1.8	30.0	10	32	3	11	116	3.5	21
Giordano, Caleb	20	11	0	27	2.5	3-10	.300	3-10	.300	0-2	.000	1	0	1	0.1	1.0	2	0	0	0	9	0.8	11
Goetz, Kim	78-79	54				435-852	.511			135-158	.854			194	3.6	167-6	102				1,005	18.6	33
Gomez, Terrell	21	28	16	681	24.3	87-203	.429	51-127	.402	15-17	.882	1	41	42	1.5	31.0	63	27	0	26	240	8.6	23
Gordon, Eddy	80-81-82-83	107	61	2,270	21.2	343-722	.475			121-255	.475			631	5.9	317-19	96	159	71	111	807	7.5	58
Gottschalk, Bob	72	9				3-10	.300			1-2	.500			2	0.2	3.0					7	0.8	7
Gray, Dion	95	28	10	468	16.7	24-43	.558	0-0	.000	17-35	.486	26	46	72	2.6	49-1	9	26	6	12	65	2.3	11
Green, Bob	75	19				20-61	.328			12-22	.545			22	1.2	25-1	15				52	2.7	
Green, Garrett	12	34	17	655	19.3	81-140	.579	1-4	.250	40-80	.500	50	106	156	4.6	49.0	19	35	16	10	203	6.0	26
Grisson, David	84	7	0	34	4.9	2-6	.333			2-2	1.000			4	0.6	8.0	1	3	1	0	6	0.9	5
Groves, Carlos	94	22	20	685	31.1	147-301	.488	21-74	.284	87-140	.621	62	80	142	6.5	89-9	27	73	22	32	402	18.3	9
Gwynn, Tony	78-79-80-81	107	61			340-716	.475			245-334	.734			215	2.0	217-6	590				925	8.6	54
Habel, Jerome	07	29	22	852	29.4	137-230	.596	0-1	.000	41-78	.526	66	115	181	6.2	65-2	24	48	41	18	315	10.9	18
Hale, Hilton	78-79	36				72-183	.393			36-52	.692			88	2.4	54-2	52				180	5.0	23
Hamilton, Jason	93-94	33	26	1,104	33.5	95-237	.401	33-67	.493	51-64	.797	34	74	108	3.3	75-2	129	79	5	73	274	8.3	13
Hamilton, Marcus	79-80-81	49	2	612	12.5	50-122	.410			31-55	.564			132	2.7	109-6	30	46	7	27	131	2.7	22
Hamilton, Terrence	91-92-93-94	85	15	1,054	12.4	93-261	.356	12-36	.333	95-140	.679	99	99	198	2.3	128-2	55	69	26	25	293	3.4	21
Hanour, Travis	03-05	21	8	300	14.3	19-66	.288	12-41	.293	9-14	.643	14	44	58	2.8	30.0	20	20	7	6	59	2.8	12
Harge, Ira	84-85	35	3	244	7.0	17-37	.459			13-28	.464			48	1.4	32.0	3	24	10	10	47	1.3	19
Harris, Jimmy	71-72	54				318-710	.448			164-225	.729			176	3.3	159					800	14.8	30
Haupt, Mike	85	24	1	237	9.9	11-32	.344			25-37	.676			29	1.2	27.0	27	28	2	8	47	2.0	21
Hawkins, Rodney	86-87-88	70	59	1,880	26.9	249-470	.530	0-2	.000	138-247	.559			413	5.9	221-11	115	100	68	59	636	9.1	21
Head, Drew	80-81	48	30	761	15.9	80-186	.430			43-84	.512			170	3.5	108-3	30	48	9	14	203	4.2	19
Heath, Brandon	04-05-06-07	125	104	4,275	34.2	749-1,815	.413	281-798	.352	410-524	.782	94	325	419	3.4	219-9	394	393	6	217	2,189	17.5	71
Hemley, Jeremy	16-17-18-19	134	95	3,632	27.1	483-1,135	.426	153-443	.345	273-406	.672	58	264	322	2.4	267-5	286	260	42	106	1,392	10.4	88
Hoerner, Brett	06-07	17	0	112	6.6	14-28	.500	0-0	.000	8-14	.571	8	13	21	1.2	17.0	1	11	7	2	36	2.1	13
Hoeltzel (Montana), Max	17-18	55	10	982	17.9	127-339	.375	93-263	.354	54-70	.771	50	138	188	3.4	97-3	32	44	11	26	401	7.3	34
Holcomb, Randy	01-02	61	61	1,930	31.6	383-812	.472	31-105	.295	205-312	.657	141	340	481	7.9	156-2	97	207	51	48	1,002	16.4	35
Holden, Chris	79-80-81-82	82	38	1,142	13.9	151-341	.443			100-199	.503			316	3.9	165-5	24	99	21	18	402	4.9	38
Holland, Steve	84	27	4	376	13.9	41-92	.446			18-34	.529			42	1.6	42.0	32	40	1	15	100	3.7	14
Honaker, Kevin	89-90	43	0	147	3.4	12-38	.316	7-25	.280	8-15	.533	4	8	12	0.3	16.0							

# Division I Era Statistics



MOUNTAIN WEST-RECORD 16-TIME CONFERENCE CHAMPIONS

Player	GP	GS	Min	Avg	TOTAL		3-PTS		FT-FTA	Pct	REBOUNDS		PF-FO	A	TO	Blk	Stl	Pts	Avg	W			
					FG-FGA	Pct	3FG-FGA	Pct			Off	Def									Tot	Avg	
Klinke, Corey	94	3	0	7	2.3	1.4	.250	0-1	.000	3-4	.750	2	0	2	0.7	3-0	0	1	0	0	5	1.7	2
Kneller, Ben	10	2	0	3	1.5	0-2	.000	0-0	.000	1-2	.500	1	0	1	0.5	0-0	0	0	0	0	1	0.5	2
Knudsen, Craig	74	25				16-46	.348			21-28	.750			51	2.0	25-0	11				53	2.1	7
Konek, Jeff	84-85	57	25	1,314	23.1	154-339	.454			86-116	.741			111	1.9	137-3	211	136	3	45	394	6.9	36
Kopicki, Steve	83	7	0	13	1.9	0-1	.000			0-2	.000			3	0.4	3-0	0	1	0	0	0	0.0	6
Kovach, Bob	75-76	52				242-551	.439			93-132	.705			277	5.3	141-6	52				577	11.1	27
Kovacic, Karlo	01-02	45	12	599	13.3	61-175	.349	47-136	.346	18-38	.474	10	46	56	1.2	54-0	27	28	4	12	187	4.2	21
Kramer, Joel	74-76-77-78	99				406-779	.521			137-179	.765			711	7.2	309-23	162				949	9.6	53
Kruiswyk, Roy	97-98	55	45	1,579	28.7	174-331	.526	0-0	.000	123-232	.530	147	199	346	6.3	129-1	38	91	31	21	471	8.6	25
Lamb, Chris	06-07-08	38	5	199	5.2	19-32	.594	0-0	.000	3-13	.231	6	19	25	0.7	35-0	9	8	13	4	41	1.1	26
Lavender, Joe	71	26				115-257	.447			70-110	.636			145	5.6	91					300	11.5	12
Leary, Ray	74-75-76	76				201-492	.409			60-80	.750			121	1.6	142-5	279				462	6.1	33
LeDee, Jaedon	23	39	1	701	18.0	109-223	.489	0-9	.000	91-125	.728	80	125	205	5.3	75-1	37	39	14	19	75	7.9	32
Lee, Rock	78	27				42-90	.467			16-25	.640			73	2.7	46-1	20				100	3.7	18
Leech, Steve	71-72	24				22-50	.440			10-15	.667			30	1.3	21					54	2.3	22
Leonard, Kawhi	10-11	70	69	2,236	31.9	377-840	.449	41-164	.250	195-262	.744	230	486	716	10.2	174-5	156	153	45	98	990	14.1	58
Lewis, James	91	22	1	234	10.6	45-108	.417	9-33	.273	19-25	.760	10	10	20	0.9	25-0	14	17	0	12	118	5.4	10
Lewis, Jeremy	97	3	0	4	1.3	1-2	.500	0-0	.000	0-0	.000	1	0	1	0.3	0-0	0	2	0	1	2	0.7	3
Lipscomb, Jeff	73	11				10-23	.435			5-8	.625			15	1.4	7-0	5				25	2.3	
Lowery, Josh	86-87	57	36	1,164	20.4	197-514	.383	39-133	.293	78-124	.629			98	1.7	135-4	100	111	4	36	511	9.0	15
Mackell, Mike	02-03	63	58	1,608	25.5	291-543	.536	0-0	.000	199-289	.689	143	140	283	4.5	199-17	37	144	14	30	781	12.4	37
Malovic, Steve	78-79	55				337-609	.553			164-199	.824			484	8.8	192-8	120				838	15.2	34
Mancker, Chris	03-04-05	82	9	1,002	12.2	134-324	.414	58-175	.331	37-59	.627	64	110	174	2.1	102-1	42	62	19	30	363	4.4	36
Mann, Joe	99-00	53	4	543	10.3	37-90	.411	0-0	.000	34-55	.618	45	73	118	2.2	74-2	6	41	8	11	108	2.0	9
Marion, Michael	00-01	43	14	552	12.8	64-181	.354	11-59	.186	40-60	.667	28	45	73	1.7	47-0	36	61	12	23	179	4.2	13
Marlow, Chris	71-72-73	80				144-350	.411			112-168	.667			265	3.3	127					400	5.0	45
Martens, John	83-84-85-86	71	42	1,670	23.5	203-445	.456			201-285	.705			372	5.2	169-4	97	180	12	54	607	8.5	40
Martin, Brandon	07	9	0	20	2.2	1-4	.250	0-1	.000	0-0	.000	1	4	5	0.6	0-0	2	1	0	0	2	0.2	6
Martin, Ron	95-96	57	24	1,058	18.6	135-357	.378	28-90	.311	59-92	.641	61	103	164	2.9	87-0	44	42	7	24	357	6.3	26
Massey, Arthur	90-91	59	43	1,780	30.2	213-498	.428	53-173	.306	151-201	.751	67	175	242	4.1	123-3	212	122	11	84	630	10.7	25
Maxwell, Desmond	14	4	0	10	2.5	3-7	.429	2-4	.500	0-0	.000	0	3	3	0.8	0-0	2	0	1	0	8	2.0	4
McDaniels, Jalen	18-19	67	65	1,870	27.9	338-670	.504	28-94	.298	182-240	.758	141	388	529	7.9	177-6	101	118	35	65	886	13.2	43
McGrath, Tim	06	14	0	97	6.9	2-16	.125	1-8	.125	4-7	.571	5	10	15	1.1	10-0	5	3	0	2	9	0.6	9
McKimmey, Paul	80	13	0	123	9.5	21-41	.512			11-15	.733			18	1.4	11-0	8	12	1	0	53	4.1	4
McKinney, Chris	91	29	19	652	22.5	57-144	.396	12-42	.286	30-51	.588	13	49	62	2.1	45-0	61	49	0	19	156	5.4	13
McMullen, Mitch	88-89	58	50	1,589	27.4	296-527	.562	0-0	.000	207-356	.581	155	253	408	7.0	208-13	36	126	46	16	799	13.8	24
McMurray, Chris	72-73	42				255-596	.428			130-169	.769			492	11.7	146-10					640	15.2	26
McNamara, Brad	73-74	51				221-515	.429			87-109	.798			86	1.7	71-0	93				529	10.4	21
McNaull, Joe	91-92-93	86	62	2,101	24.4	333-627	.531	0-1	.000	177-300	.590	239	333	572	6.7	249-9	52	145	114	37	843	9.8	23
Mendoza, Joe	80-81	42	24	799	19.0	133-333	.399			63-87	.724			72	1.7	78-2	69	57	4	34	329	7.8	17
Mensah, Joel	19-20	36	0	217	6.0	24-59	.407	0-0	.000	8-14	.571	6	30	36	1.0	36-0	1	7	14	5	56	1.6	30
Mensah, Nathan	19-20-21-22-23	146	130	3,100	21.2	376-703	.535	2-9	.222	212-341	.622	322	577	899	6.2	368-13	82	148	235	112	966	6.6	112
Miller, Courtie	90-91-92-93-94	101	57	2,005	19.9	274-619	.443	41-128	.320	302-398	.759	59	92	303	3.0	202-5	109	180	51	49	891	8.8	35
Mitchell, Matt	18-19-20-21	124	108	3,340	26.9	472-1,075	.439	166-469	.354	361-449	.804	99	465	564	4.5	327-8	224	244	32	129	1,471	11.9	94
Molle, John	92	27	7	300	11.1	35-110	.318	21-73	.288	10-13	.769	9	24	33	1.2	41-1	11	26	3	7	101	3.7	2
Monteiro, Todd	85	7	0	18	2.6	0-6	.000			5-9	.556			5	0.7	5-0	2	4	0	2	5	0.7	7
Moore, Deandre	01-02-03	88	73	2,462	28.0	177-437	.405	84-239	.351	100-164	.610	46	210	256	2.9	235-10	339	171	5	114	538	6.1	50
Morris, Eddie	80-81-82-83	105	62	2,627	25.0	483-1,098	.440			123-182	.676			306	2.9	290-12	128	144	32	136	1,089	10.4	59
Murray, Gerald	84-85-87	74	32	1,153	15.6	179-333	.538	0-0	.000	53-97	.546			325	4.4	144-1	28	85	17	31	411	5.6	36
Norain, Nolan	17-18-19-20	78	2	789	10.1	99-176	.563	10-32	.313	29-55	.527	58	87	145	1.9	130-0	28	55	12	16	237	3.0	56
Nelson, Chad	94-95-96-97	112	103	3,692	33.0	344-814	.423	122-337	.362	415-519	.800	96	274	370	3.3	232-5	412	266	9	175	1,225	10.9	50
Northcutt, Russ	71	8				6-12	.500			0-4	.000			9	1.1	5					12	1.5	8
O'Brien, JJ	13-14-15	105	104	3,077	29.3	361-751	.481	17-58	.293	150-248	.605	232	270	502	4.8	182-4	177	150	33	106	889	8.5	80
Okotie, Vincent	99-00	52	30	1,183	22.8	137-335	.409	6-40	.150	110-166	.663	65	122	187	3.6	124-3	59	117	11	30	390	7.5	9
Owens, Bobby	83-84-85-86	94	29	1,448	15.4	195-451	.432			97-133	.729			121	1.3	157-6	126	143	9	92	487	5.2	52
Parrish, Micah	23	39	1	831	21.3	93-246	.378	49-139	.353	55-72	.764	33	108	141	3.6	81-1	25	40	12	27	290	7.4	32
Pastorek, Jon	07-08	50	1	377	7.5	31-63	.492	9-26	.346	16-18	.889	25	25	50	1.0	52-0	19	19	6	4	87	1.7	31
Perez, Ben	16	25	0	249	10.0	27-80	.338	16-60	.267	3-4	.750	6	14	20	0.8	17-0	5	10	5	10	73	2.9	19
Pete, Jeff	71-72	53				166-407	.408			181-252	.718			249	4.7	103					513	9.7	29
Plummer, Don	82	29	7	590	20.3	119-234	.509			71-100	.710			107	3.7	69-2	43	57	4	31	309	10.7	20
Polee II, Dwayne	13-14-15	79	13	1,247	15.8	172-405	.425	62-178	.348	102-146	.699	49	160	209	2.6	113-2	33	67	27	69	508	6.4	62
Pollard, Mark	88-91-92	31	0	99	3.2	6-14	.429	0-0	.000	5-11	.455	9	14	23	0.7	14-0	3	14	5	2	17	0.5	12
Pollard, Neal	92	3	0	10	3.3	1-2	.500	0-0	.000	0-2	.000	0	1	1	0.3	1-0	0	0	0	0	2	0.7	1
Pope, Malik	15-16-17-18	125	69	2,732	21.9	42																	



# Division I Era Statistics



MOUNTAIN WEST-RECORD 16-TIME CONFERENCE CHAMPIONS

Player	GP	GS	Min	Avg	TOTAL		3-PTS		FT-FTA	Pct	REBOUNDS		PF-FO	A	TO	Blk	Stl	Pts	Avg	W			
					FG-FGA	Pct	3FG-FGA	Pct			Off	Def									Tot	Avg	
Sanders, Jason	94	20	0	177	8.9	8-28	.286	0-2	.000	21-37	.568	4	15	19	1.0	14-1	12	15	1	3	37	1.9	-9
Sands, Anthony	84-85	23	0	142	6.2	18-51	.353			12-22	.545			22	1.0	20-0	8	18	1	4	48	2.1	17
<b>Saunders, Elijah</b>	<b>23</b>	<b>16</b>	<b>0</b>	<b>89</b>	<b>5.6</b>	<b>5-18</b>	<b>.278</b>	<b>2-11</b>	<b>.182</b>	<b>2-6</b>	<b>.333</b>	<b>5</b>	<b>12</b>	<b>17</b>	<b>1.1</b>	<b>3-0</b>	<b>8</b>	<b>8</b>	<b>1</b>	<b>1</b>	<b>14</b>	<b>0.9</b>	<b>13</b>
Schakel, Jordan	18-19-20-21	121	75	2,771	22.9	331-748	.443	225-527	.427	147-169	.870	85	318	403	3.3	272-8	94	62	13	89	1,034	8.5	90
Schneider, Gary	71	25				154-310	.497			69-81	.852			220	8.8	75					377	15.1	11
Scruggs, John	86-87	57	6	810	14.2	102-217	.470	1-6	.167	42-77	.545			166	2.9	102-2	27	55	2	16	247	4.3	15
Seiko, Adam	19-20-21-22-23	154	15	2,699	17.5	197-473	.416	153-381	.402	86-114	.754	28	194	222	1.4	159-0	128	97	2	60	366	4.1	120
Service, John	73	26				48-136	.353			17-27	.630			104	4.0	50-1	24				113	4.3	15
Sharper, John	03-04-05-06	119	28	2,381	20.0	204-507	.402	166-412	.403	64-77	.831	27	100	127	1.1	154-3	109	99	1	84	638	5.4	63
Shelley, Tyrone	10	30	8	542	18.1	67-154	.435	16-62	.258	32-61	.525	25	80	105	3.5	48-0	25	41	13	37	182	6.1	21
Shelton, Tim	08-09-10-11-12	109	48	2,046	18.8	216-454	.476	18-62	.290	98-171	.573	160	229	389	3.6	209-9	124	85	23	50	548	5.0	85
Shepard, Winston	13-14-15-16	139	101	3,583	25.8	466-1,164	.400	41-169	.243	428-653	.655	217	491	708	5.1	198-2	315	308	47	103	1,401	10.1	104
Shrigley, Matt	14-15-16-17	113	24	2,003	17.7	179-527	.340	138-420	.329	40-59	.678	30	153	183	1.6	146-0	79	65	32	59	536	4.7	85
Singleton, Herman	96	12	0	31	2.6	1-4	.250	0-0	.000	1-3	.333	0	5	5	0.4	3-0	0	2	1	1	3	0.3	9
Sir, Steve	03-04	32	7	453	14.2	52-131	.397	47-118	.398	17-20	.850	6	29	35	1.1	20-0	29	29	0	7	168	5.3	17
Slaughter, Marcus	04-05-06	87	74	2,659	30.6	403-844	.477	17-64	.266	388-530	.732	299	476	775	8.9	248-10	113	206	78	107	1,211	13.9	47
Small, Walter	99-00	35	0	235	6.7	36-85	.424	5-18	.278	21-33	.636	21	24	45	1.3	14-0	10	18	4	2	98	2.8	2
Smith, Brandon	02	31	14	438	14.1	39-67	.582	1-10	.100	24-40	.600	22	45	67	2.2	74-3	66	46	13	34	103	3.3	20
Smith, Bryce	09	13	0	30	2.3	3-8	.375	3-7	.429	0-0	.000	0	2	2	0.2	5-0	0	0	0	1	9	0.7	12
Smith, Chris	72	28				53-107	.495			19-34	.559			45	1.6	53-1					125	4.5	18
Smith, Keith	82-83	53	51	1,705	32.2	246-555	.443			155-244	.635			129	2.4	138-3	349	176	4	76	647	12.2	37
Smith, Mark	80-81	44	12	435	9.9	34-102	.333			11-21	.524			33	0.8	46-0	77	42	1	27	79	1.8	17
Smith, Sid	71	17				20-45	.444			5-12	.417			22	1.3	13					45	2.6	11
Smith, Tyler	05	28	8	415	14.8	19-48	.396	17-35	.486	7-18	.389	11	35	46	1.6	34-0	33	21	0	7	62	2.2	11
Smith, Virgil	92	28	14	649	23.2	44-128	.344	3-24	.125	38-56	.679	7	46	53	1.9	61-2	113	87	0	26	129	4.6	2
Sohikish, Michael	18-19	23	1	65	2.8	6-18	.333	1-9	.111	5-8	.625	0	4	4	0.2	7-0	7	3	0	4	18	0.8	17
Sormonte, Julien	99	3	0	29	9.7	1-5	.200	0-1	.000	4-9	.444	7	1	8	2.7	0-1	5	0	2	6	2.0	1	
Spain, Kyle	06-07-08-09	115	95	2,948	25.6	382-912	.419	130-332	.392	336-434	.774	210	386	596	5.2	238-3	133	204	44	137	1,230	10.7	80
Spencer, Skylar	13-14-15-16	144	102	3,100	21.5	227-390	.582	0-0	.000	94-204	.461	269	383	652	4.5	290-5	45	93	303	70	548	3.8	109
Stanley, Willie	72-74-75	39				40-108	.370			15-28	.536			107	2.7	55-1					95	2.4	
Staten, Ryan	12-13-14-15	20	0	43	2.2	5-18	.278	0-2	.000	1-5	.200	3	8	11	0.6	3-0	3	1	1	2	11	0.6	20
Steinly, Neal	88-89-90-91	85	6	553	6.5	37-100	.370	0-1	.000	24-41	.585	41	36	77	0.9	94-2	17	28	8	4	98	1.2	34
Stephens, DeShawn	12-13	68	37	1,375	20.2	162-270	.600	0-0	.000	59-130	.454	145	194	339	5.0	141-3	19	57	27	33	383	5.6	49
Stewart, Dennis	80	23	0	223	9.7	30-93	.323			8-11	.727			27	1.2	30-0	21	25	0	13	68	3.0	4
Stewart, Nelson	90-91-92	42	18	772	18.4	80-169	.473	0-0	.000	52-110	.473	71	103	174	4.1	107-7	25	51	15	19	212	5.0	8
Stokes, Wesley	04	30	28	1,014	33.8	124-338	.367	41-138	.297	74-102	.725	12	57	69	2.3	94-5	175	114	1	49	363	12.1	14
Sund, Alex	89	4	0	12	3.0	1-4	.250	0-0	.000	1-3	.333	3	0	3	0.8	4-0	1	1	0	1	3	0.8	3
Tapley, Chase	10-11-12-13	134	114	3,813	28.5	573-1,247	.460	223-565	.395	157-206	.762	74	335	409	3.1	208-0	303	182	54	187	1,526	11.4	103
Tassielli, Jerry	72	9				4-12	.333			3-4	.750			2	0.2	1-0					11	1.2	7
Teague, Dan	73-74	45				120-330	.364			46-68	.676			113	2.5	77-0	43				286	6.4	
Thames, Xavier	12-13-14	97	91	3,035	31.3	373-949	.393	114-320	.356	372-449	.829	50	235	285	2.9	182-2	316	182	21	120	1,232	12.7	75
Thomas, Malcolm	10-11	71	70	2,189	30.8	298-553	.539	4-17	.235	192-329	.584	198	363	561	7.9	157-2	161	143	127	47	792	11.2	59
Thomas, Matt	05-06-07-08-09	124	28	1,929	15.6	110-327	.336	11-57	.193	110-162	.679	89	150	239	1.9	142-1	142	98	11	100	341	2.8	74
Thompson, Jacobi	97	16	13	442	27.6	50-144	.347	24-71	.338	29-41	.707	22	35	57	3.6	38-1	15	16	1	21	153	9.6	10
Thompson, Vern	90-91	59	40	1,148	19.5	111-281	.395	26-91	.286	34-60	.567	58	90	148	2.5	119-2	85	69	4	21	282	4.8	26
Tibbs, Ted	74	7				2-5	.400			0-0	.000			1	0.1	0-0					4	0.6	2
Tomaic, Joshua	21-22	59	1	823	13.9	80-164	.488	16-51	.314	41-58	.707	62	92	154	2.6	119-2	29	47	24	24	217	3.7	45
Torres, Andre	00-01-03	13	0	16	1.2	0-2	.000	0-1	.000	0-2	.000	0	0	0	0.0	1-0	2	0	0	3	0	0.0	9
<b>Trommell, Darrion</b>	<b>23</b>	<b>38</b>	<b>37</b>	<b>1,031</b>	<b>27.1</b>	<b>123-340</b>	<b>.362</b>	<b>50-159</b>	<b>.314</b>	<b>77-104</b>	<b>.740</b>	<b>11</b>	<b>80</b>	<b>91</b>	<b>2.4</b>	<b>60-0</b>	<b>112</b>	<b>61</b>	<b>4</b>	<b>50</b>	<b>373</b>	<b>9.8</b>	<b>31</b>
Trenkle, Brady	95-97-99	79	3	868	11.0	85-272	.313	56-176	.318	49-75	.653	18	58	76	1.0	123-1	64	61	2	24	275	3.5	27
U'u, Parker	15-16	11	0	23	2.1	2-12	.167	0-7	.000	2-3	.667	3	7	10	0.9	4-0	5	2	0	0	6	0.5	10
Velasquez, David	07	4	0	4	1.0	0-2	.000	0-2	.000	0-0	.000	0	0	0	0.0	0-0	0	0	0	1	0	0.0	2
Vieira, Brian	82	6	0	7	1.1	0-2	.000			1-2	.500			4	0.7	1-0	1	1	0	0	1	0.2	5
Visnjic, Josko	98	28	16	720	25.7	77-252	.306	55-179	.307	55-66	.833	18	51	69	2.5	70-1	25	60	8	22	264	9.4	13
Wade, Lorenzo	07-08-09	92	73	2,911	31.6	448-977	.459	64-212	.302	240-341	.704	92	351	443	4.8	202-2	275	241	72	125	1,200	13.0	60
Walker, Ty	88	18	5	294	16.3	26-57	.456	18-39	.462	10-13	.769	2	24	26	1.4	25-1	20	27	1	6	80	4.4	7
Walters, Chris	93-94	57	57	1,638	28.7	159-412	.386	56-165	.339	90-139	.647	53	89	142	2.5	99-0	106	93	21	55	464	8.1	20
Walton, Chris	01-02-03-05	110	46	2,286	20.8	219-510	.429	42-132	.318	85-136	.625	113	257	370	3.4	265-5	163	170	38	67	565	5.1	54
Ward, David	82-83	23	0	91	4.0	8-25	.320			8-14	.571			33	1.4	15-0	1	9	2	1	24	1.0	14
Wardrop, Ben	01-02-03-04	40	2	100	2.5	6-25	.240	3-10	.300	0-0	.000	6	12	18	0.5	17-1	10	9	1	2	15	0.4	29
Watson, Anthony	83-84-85-86	110	93	3,330	30.3	702-1,576	.445			331-446	.742			362	3.3	291-15	356	337	18	192	1,735	15.8	63
Watson, Devin	18-19	67	67	2,186	32.6	298-740																	

# Division I Conference Stat Leaders



MOUNTAIN WEST-RECORD 16-TIME CONFERENCE CHAMPIONS

## Individual

### Scoring (All Games)

Year	Name	Gms.	Pts.
01-02	Randy Holcomb	33	558
05-06	Brandon Heath	33	607
11-12	Jamaal Franklin	32	557

### Scoring Average (All Games)

Year	Name	Gms.	Pts.	PPG
78-79	Kim Goetz	26	532	20.5
85-86	Anthony Watson	28	630	22.5
05-06	Brandon Heath	33	607	18.4
11-12	Jamaal Franklin	32	557	17.4

### Scoring Average (Conference)

Year	Name	PPG
78-79	Kim Goetz	24.7
85-86	Anthony Watson	23.1
05-06	Brandon Heath	19.5
11-12	Jamaal Franklin	19.5

### Rebounds (All Games)

Year	Name	Gms.	Rebs.
01-02	Randy Holcomb	33	296
05-06*	Marcus Slaughter	30	329
09-10	Kawhi Leonard	34	336
10-11	Kawhi Leonard	36	380

### Rebounds (Conference)

Year	Name	Gms.	Rebs.
10-11	Kawhi Leonard	16	190

### Rebound Average (All Games)

Year	Name	Gms.	Rebs.	RPG
80-81	Michael Cage	27	355	13.1
82-83	Michael Cage	28	354	12.6
83-84	Michael Cage	28	352	12.6
84-85	Leonard Allen	31	252	8.1
01-02	Randy Holcomb	33	296	9.0
05-06*	Marcus Slaughter	30	329	11.0
09-10	Kawhi Leonard	34	336	9.9
10-11	Kawhi Leonard	36	380	10.6

### Rebound Average (Conference)

Year	Name	RPG
80-81	Michael Cage	12.2
82-83	Michael Cage	11.0
83-84	Michael Cage	12.4
85-86	Steffond Johnson	9.2
90-91	Marty Dow	9.8
05-06	Marcus Slaughter	10.9
10-11	Kawhi Leonard	11.9

### Offensive Rebounds (All Games)

Year	Name	Gms.	OR
02-03	Aerick Sanders	30	103
03-04	Aerick Sanders	30	142
05-06	Marcus Slaughter	30	124
07-08	Billy White	33	74
09-10	Kawhi Leonard	34	119
10-11	Kawhi Leonard	36	111

### Offensive Rebounds (Conference)

Year	Name	Gms	OR
01-02	Mike Mackell	14	39
02-03	Aerick Sanders	14	44
03-04	Aerick Sanders	14	71
07-08	Billy White	16	41
09-10	Kawhi Leonard	16	57

### Defensive Rebounds (All Games)

Year	Name	Gms	DR
01-02	Randy Holcomb	33	208
10-11	Kawhi Leonard	36	269
12-13	Jamaal Franklin	33	256

### Defensive Rebounds (Conference)

Year	Name	Gms	DR
05-06	Marcus Slaughter	16	110
10-11	Kawhi Leonard	16	131
12-13	Jamaal Franklin	16	117

### Assist Average (All Games)

Year	Name	Gms	Ast.	Avg.
78-79	Tony Gwynn	27	153	5.7
79-80	Tony Gwynn	27	221	8.2
81-82	Keith Smith	29	212	7.3

82-83	Keith Smith	24	137	5.7
84-85	Creon Darsey	31	171	5.5
19-20	Malachi Flynn	32	163	5.1

### Assist Average (Conference)

Year	Name	Gms	Ast.	Avg.
00-01	Deandre Moore	12	59	4.92

### FG Percentage (All Games)

Year	Name	FG Pct.
08-09	Billy White	66.3
09-10	Billy White	58.3

### FG Percentage (Conference)

Year	Name	FG Pct.
84-85	Leonard Allen	59.4
08-09	Billy White	77.1
09-10	Malcolm Thomas	57.6

### 3-Point Field Goals (All Games)

Year	Name	3FGs
86-87	Tony Ross	104
87-88	Tony Ross	100
05-06	Brandon Heath	98
20-21	Jordan Schakel	82

### 3-Point Field Goals (Conference)

Year	Name	3FGs
05-06	Brandon Heath	54
20-21	Jordan Schakel	55

### 3-Point FG Percentage (All Games)

Year	Name	3FG Pct.
92-93	Jason Hamilton	50.0
20-21	Jordan Schakel	46.6

### 3-Point FG Percentage (Conference)

Year	Name	3FG Pct.
20-21	Jordan Schakel	49.1

### FT Percentage (All Games)

Year	Name	FT Pct.
97-98	Jason Richey	85.7
05-06	Brandon Heath	84.9

### FT Percentage (Conference)

Year	Name	FT Pct.
11-12	Xavier Thames	90.7
19-20	Malachi Flynn	91.7

### Steals (All Games)

Year	Name	Gms.	Stls.	SPG
92-93	Jason Hamilton	26	55	2.12
98-99	Matt Watts	25	65	2.60
03-04	Wesley Stokes	30	49	1.63
04-05	Brandon Heath	29	63	2.17
06-07	Richie Williams	33	69	2.09
08-09	Richie Williams	36	77	2.14
13-14	Xavier Thames	36	59	1.64
19-20	Malachi Flynn	32	56	1.75

### Steals Average (All Games)

Year	Name	Gms.	Stls.	SPG
08-09	Richie Williams	36	77	2.14
13-14	Xavier Thames	36	59	1.64

### Steals (Conference)

Year	Name	Gms.	Stls.
04-05	Brandon Heath	14	31
08-09	Richie Williams	16	36
13-14	Xavier Thames	18	31

### Steals Average (Conference)

Year	Name	Gms	Stls.	SPG
04-05	Brandon Heath	14	31	2.21
08-09	Richie Williams	16	36	2.25
13-14	Xavier Thames	18	31	1.72

### Blocks (All Games)

Year	Name	Gms.	Blk	Avg.
21-22	Nathan Mensah	32	71	2.21
22-23	Nathan Mensah	39	65	1.67

### Blocks (Conference)

Year	Name	Gms.	Blk	Avg.
21-22	Nathan Mensah	17	33	1.94

### Assist-TO Ratio (All Games)

Year	Name	Ast.	TO	Ratio
00-01	Deandre Moore	124	56	2.21

17-18	Trey Kell	114	44	2.59
19-20	Malachi Flynn	163	57	2.86
20-21	Trey Pulliam	96	41	2.34

### Assist-TO Ratio (Conference)

Year	Name	Ast.	TO	Ratio
00-01	Deandre Moore	59	21	2.81
10-11	D.J. Gay	58	15	3.87
17-18	Trey Kell	72	22	3.27
19-20	Malachi Flynn	85	33	2.58

### Minutes Played (All Games)

Year	Name	Gms.	Min.	Avg.
11-12	Xavier Thames	34	1,157	34.03

## Team

### All Games

Category	Season	No.
Scoring	1984-85	80.4
	1985-86	74.7
Scoring Margin	1984-85	+8.1
	2013-14	+13.3
Scoring Defense	2015-16	+7.9
	2019-20	+15.4
	2020-21	+12.5
	2008-09	59.6
	2009-10	61.8
	2010-11	59.2
3-Point FG Percentage	2013-14	57.0
	2014-15	53.9
	2015-16	60.6
	2016-17	62.5
	2017-18	67.9
	2019-20	59.5
	2020-21	61.3
	2021-22	58.1
	2022-23	63.5
	2010-11	39.6
2013-14	38.6	
2014-15	38.4	
2015-16	37.3	
2016-17	38.8	
2017-18	41.7	
2019-20	38.7	
2021-22	38.4	
2022-23	40.9	
2020-21	37.4	
2010-11	31.9	
2013-14	28.8	
2015-16	30.0	
2021-22	30.0	
2022-23	28.4	
1983-84	+5.7	
1984-85	+3.8	
2002-03	+4.9	
2009-10	+6.5	
2010-11	+6.8	
2015-16	+5.5	
2009-10	30.4	
2010-11	31.0	
2002-03	12.77	
2003-04	13.57	
2008-09	12.11	
2010-11	12.76	
2013-14	13.05	
2009-10	40.2	
2010-11	38.2	
2013-14	36.7	
2015-16	34.1	
2001-02	472	
2003-04	246	
2008-09	287	
2013-14	274	
2020-21	219	
2021-22	239	
2003-04	8.20	
2006-07	8.21	
2008-09	7.97	
2013-14	7.61	
2020-21	8.11	
2021-22	7.47	
2019-20	+1.4	
2020-21	+1.3	
1995-96	+2.3	

2013-14	+3.8
2019-20	+3.4
2020-21	+3.9

Blocked Shot Average	2016-17	5.00
	2021-22	4.75

Category	Season	No.
Scoring	1981-82	69.0
	1985-86	73.9
Scoring Margin	2005-06	77.9
	2005-06	+8.1
Scoring Defense	2015-16	+10.6
	2019-20	+12.7
	2021-22	+9.2
	2022-23	+7.5
	2008-09	62.8
	2010-11	59.2
3-Point FG Percentage	2013-14	59.9
	2014-15	52.7
	2015-16	59.9
	2016-17	63.2
	2017-18	70.1
	2019-20	61.0
	2021-22	58.1
	2022-23	63.7
	*2019-20	47.1
	2006-07	42.8
2010-11	39.1	
2014-15	38.5	
2015-16	37.8	
2016-17	38.5	
2019-20	39.8	
2021-22	37.4	
2022-23	42.4	
*2005-06	41.0	
2010		



# National Postseason Tournaments



MOUNTAIN WEST-RECORD 16-TIME CONFERENCE CHAMPIONS

## 15 Division I NCAA Appearances (11-15) | One National Championship Game Appearances (2023)

Year	Date	Region	Round	Site	SDSU Seed	Opp. Seed	Opp. NR	Opponent	Result	Score
1975	March 14	West	First	Tempe, Ariz. (Univ. Activity Center)	--	--	17	UNLV	L	80-90
1976	March 13	West	First	Eugene, Ore. (McArthur Court)	--	--	6	UCLA	L	64-74
1985	March 14	West	First	Salt Lake City, Utah (Special Events Center)	--	4	9	UNLV	L	80-85
2002	March 15	Midwest	First	Chicago, Ill. (United Center)	13	4	13	Illinois	L	64-93
2006	March 16	Oakland	First	Salt Lake City, Utah (Huntsman Center)	11	6	--	Indiana	L	83-87
2010	March 18	Midwest	First	Providence, R.I. (Dunkin' Donuts Center)	11	6	15/14	Tennessee	L	59-62
2011	March 17	West	Second	Tucson, Ariz. (McKale Center)	2	15	--	No. Colorado	W	68-50
	March 19	West	Third	Tucson, Ariz. (McKale Center)	2	7	--	Temple	2ot-W	71-64
	March 24	West	Sweet 16	Anaheim, Calif. (Honda Center)	2	3	9/8	Connecticut	L	67-74
2012	March 16	Midwest	Second	Columbus, Ohio (Nationwide Arena)	6	11	--	N.C. State	L	65-79
2013	March 22	South	Second	Philadelphia, Pa. (Wells Fargo Center)	7	10	--	Oklahoma	W	70-55
	March 24	South	Third	Philadelphia, Pa. (Wells Fargo Center)	7	15	--	Fla. Gulf Coast	L	71-81
2014	March 20	West	Second	Spokane, Wash. (Spokane Veterans Memorial Arena)	4	13	--	N.M. State	ot-W	73-69
	March 22	West	Third	Spokane, Wash. (Spokane Veterans Memorial Arena)	4	12	--	N.D. State	W	63-44
	March 27	West	Sweet 16	Anaheim, Calif. (Honda Center)	4	1	4/5	Arizona	L	64-70
2015	March 20	South	Second	Charlotte, N.C. (Time Warner Cable Arena)	8	9	--	St. John's	W	76-64
	March 22	South	Third	Charlotte, N.C. (Time Warner Cable Arena)	8	1	4/5	Duke	L	49-68
2018	March 15	West	First	Wichita, Kan. (INTRUST Bank Arena)	11	6	21/19	Houston	L	65-67
2021	March 19	Midwest	First	Indianapolis, Ind. (Hinkle Fieldhouse)	6	11	--	Syracuse	L	62-78
2022	March 17	Midwest	First	Fort Worth, Texas (Dickies Arena)	8	9	--	Creighton	ot-L	69-72
2023	March 16	South	First	Orlando, Fla. (Amway Center)	5	12	--	Charleston	W	63-57
	March 18	South	Second	Orlando, Fla. (Amway Center)	5	13	--	Furman	W	75-52
	March 24	South	Sweet 16	Louisville, Ky. (KFC Yum! Center)	5	1	1/2	Alabama	W	71-64
	March 26	South	Elite 8	Louisville, Ky. (KFC Yum! Center)	5	6	--/22	Creighton	W	57-56
	April 1		Final Four	Houston, Texas (NRG Stadium)	5	9	25/25	Florida Atlantic	W	72-71
	April 3		Championship	Houston, Texas (NRG Stadium)	5	4	10/12	Connecticut	L	59-76

\* Recaps and box scores on pages 176-189.

## Six Division I Postseason NIT Appearances (8-6)

Year	Date	Round	Site	Opponent	Result	Score
1982	March 12	First	San Diego, Calif. (Sports Arena)	UC Irvine	L	69-70
2003	March 19	First	San Diego, Calif. (Cox Arena)	UC Santa Barbara	ot-W	67-62
	March 21	Second	Lubbock, Texas (United Spirit Arena)	at Texas Tech	L	48-57
2007	March 14	First	Springfield, Mo. (Hammons Student Center)	at Missouri State	W	74-70
	March 19	Second	Syracuse, N.Y. (Carrier Dome)	at Syracuse	L	64-80
2008	March 19	First	Gainesville, Fla. (O'Connell Center)	at Florida	L	49-73
2009	March 17	First	San Diego, Calif. (Cox Arena)	Weber State	W	65-49
	March 20	Second	San Diego, Calif. (Jenny Craig Pavilion)	Kansas State	W	70-52
	March 25	Quarterfinals	San Diego, Calif. (Cox Arena)	Saint Mary's	W	70-66
	March 31	Semifinals	New York, N.Y. (Madison Square Garden)	vs. Baylor	L	62-76
2016	March 16	First	San Diego, Calif. (Viejas Arena)	IPFW	W	79-55
	March 21	Second	San Diego, Calif. (Viejas Arena)	Washington	W	93-78
	March 23	Quarterfinals	San Diego, Calif. (Viejas Arena)	Georgia Tech	W	72-56
	March 29	Semifinals	New York, N.Y. (Madison Square Garden)	George Washington	L	46-65

\* Recaps and box scores on pages 176-189.

## Three Division II NCAA Appearances (5-3) | Two Quarterfinal Appearances (1957, 1967)

Year	Date	Round	Site	Opponent	Result	Score
1957	March 2	First	San Diego, Calif.	Chapman	W	75-56
	March 9	Second	Denver, Colo.	at Regis (Colo.)	W	81-78
	March 13	Quarterfinals	Evansville, Ind.	vs. Cal State Los Angeles	L	55-57
1967	March 10	Sub-Regional	San Diego, Calif.	Portland State	W	101-73
	March 11	Region Champ.	San Diego, Calif.	Regis (Colo.)	W	81-78
	March 15	Quarterfinals	Evansville, Indiana	vs. Illinois State	3ot-L	76-77
1968	March 8	Sub-Regional	San Diego, Calif.	UC Irvine	L	69-78
	March 9	Regional Cons.	San Diego, Calif.	UC Davis	W	79-72

## Six NAIA Appearances (15-5) | 1941 National Champions | Three Title Game Appearances

Year	Date	Round	Site	Opponent	Result	Score
1939	March 14	First	Kansas City, Mo.	Northern State (S.D.)	W	49-25
	March 15	Second	Kansas City, Mo.	East Texas State	W	41-36
	March 16	Quarterfinals	Kansas City, Mo.	Manchester	W	49-41
	March 17	Semifinals	Kansas City, Mo.	Peru State (Neb.)	W	49-29
	March 18	Finals	Kansas City, Mo.	Southwest College (Kan.)	L	31-32
1940	March 12	First	Kansas City, Mo.	East Central State (Okla.)	W	36-35
	March 13	Second	Kansas City, Mo.	Appalachian State (N.C.)	W	48-46
	March 14	Quarterfinals	Kansas City, Mo.	Pittsburg State (Kan.)	W	32-30
	March 15	Semifinals	Kansas City, Mo.	Delta State (Miss.)	W	30-28
	March 16	Finals	Kansas City, Mo.	Tarkio College (Mo.)	L	42-52
1941	March 11	First	Kansas City, Mo.	Montana State	W	46-29
	March 12	Second	Kansas City, Mo.	Culver Stockton (Mo.)	ot-W	46-41
	March 13	Quarterfinals	Kansas City, Mo.	Texas Wesleyan	W	44-42
	March 14	Semifinals	Kansas City, Mo.	West Texas State	W	43-40
	March 15	Finals	Kansas City, Mo.	Murray State	W	36-34
1942	March 10	First	Kansas City, Mo.	Chadron State (Neb.)	W	39-36
	March 11	Second	Kansas City, Mo.	Bemidji State	L	32-41
1954	March 1	First	Pasadena, Calif.	Pasadena Nazarene	L	87-90
1956	March 13	First	Kansas City, Mo.	Alderson-Broadbuss	W	77-64
	March 14	Second	Kansas City, Mo.	Gustavus Adolphus	L	60-69

## SDSU NCAA Division I Tournament Records

### Most Points

83, vs. Indiana, March 16, 2006

### Most Field Goals

35, vs. UNLV, March 14, 1975

### Most Field Goals Attempted

73, vs. UCLA, March 13, 1976

### Highest FG Percentage

56.4, vs. Indiana, March 16, 2006

### Most Three-Point FG

11, vs. Syracuse, March 19, 2021

### Most Three-Point FGA

40, vs. Syracuse, March 19, 2021

### Highest Three-Point FG Pct.

55.6, vs. Indiana, March 16, 2006

### Most Free Throws

21, vs. Houston, March 15, 2018;  
vs. New Mexico State, March 20, 2014

### Most Free Throws Att.

35, vs. Houston, March 15, 2018

### Highest Free-Throw Pct.

100.0, vs. Temple, March 19, 2011

### Total Rebounds

53, vs. UNLV, March 14, 1975

### Assists

21, vs. UNLV, March 14, 1985

### Blocked Shots

9, vs. New Mexico State, March 20, 2014

INTRODUCTION

COACHES & STAFF

PLAYERS

2022-23 REVIEW

RECORDS

HISTORY

AZTEC BASKETBALL MEDIA GUIDE

# National Postseason Tournaments



MOUNTAIN WEST-RECORD 16-TIME CONFERENCE CHAMPIONS

## 1975 NCAA Tournament (First Round)

**No. 17 UNLV 90, San Diego State 80**  
**March 15, 1975 • Tempe, Ariz.**  
**University Activity Center • Att.: NA**

TEMPE, Ariz. -- SDSU's first postseason game at the Division I level nearly produced an upset, but UNLV hung on for a 90-80 victory in the first round of the NCAA tournament.

The Aztecs received a game-high 25 points from Will Connelly and a double-double from Ray Leary, who added 10 points and a game-high 11 assists. San Diego State also tallied a double-double from Steve Copp, who pulled down a game-high 17 rebounds to go along with 16 points.

Eddie Owens and Ricky Sobers led UNLV with 21 points each and Lewis Brown posted 18 points and 12 rebounds.

UNLV forced 22 turnovers and SDSU struggled from the free-throw line, converting just 10-of-25 attempts, allowing the Rebels to advance to the next round.

SDSU	FG	FT	REB	PF	TP	A	TO	B	ST	MP
Copp	5-10	6-11	17	4	16	2	4	0	0	35
Kovach	5-11	0-2	5	3	10	1	2	0	1	33
Connelly	12-22	1-4	12	2	25	0	3	2	0	39
Bunting	2-9	0-0	5	4	4	2	5	0	0	30
Leary	5-9	0-0	1	5	10	11	5	0	0	31
Delsman	2-3	2-5	2	0	6	2	2	0	0	10
Green	3-4	1-2	3	1	7	0	1	0	3	5
Earle	0-2	0-0	2	4	0	0	0	0	0	13
Contreras	1-1	0-0	0	0	2	1	0	0	0	2
Welshans	0-0	0-1	2	1	0	0	0	0	0	2
Team			4							
<b>Totals</b>	<b>35-71</b>	<b>10-25</b>	<b>53</b>	<b>24</b>	<b>80</b>	<b>19</b>	<b>22</b>	<b>2</b>	<b>4</b>	<b>200</b>
	<b>49.3</b>	<b>40.0</b>								

UNLV	FG	FT	REB	PF	TP	A	TO	B	ST	MP
Robinson	4-11	1-3	8	2	9	2	3	2	1	34
Gondrezick	4-11	0-0	4	5	8	1	0	0	0	18
Brown	9-14	0-1	12	4	18	0	1	3	2	30
Owens	10-15	1-4	8	2	21	0	4	0	4	31
Sobers	7-16	7-8	2	4	21	4	2	0	3	37
Batts	2-4	2-3	2	5	6	1	0	0	1	19
Smith	3-6	1-2	1	1	7	1	0	0	0	24
Milke	0-1	0-0	1	0	0	0	1	0	1	4
Porter	0-1	0-1	1	0	0	0	0	0	0	2
Freeman	0-0	0-0	1	1	0	0	1	0	0	1
Team			3							
<b>Totals</b>	<b>39-79</b>	<b>12-22</b>	<b>43</b>	<b>24</b>	<b>90</b>	<b>9</b>	<b>12</b>	<b>5</b>	<b>12</b>	<b>200</b>
	<b>49.4</b>	<b>54.5</b>								

Score By Periods	1	2	Total
San Diego State	43	37	- 80
UNLV	48	42	- 90

Officials: Brown and Crowell.

## 1976 NCAA Tournament (First Round)

**No. 6 UCLA 74, San Diego State 64**  
**March 13, 1976 • Eugene, Ore.**  
**McArthur Court • Att.: 9,100**

EUGENE, Ore. -- Richard Washington, a 1976 second-team All-American, and Marques Johnson, the 1977 player of the year, combined for 44 points as UCLA defeated SDSU, 74-64, in the first round of the NCAA tournament.

The Aztecs gave the Bruins a game, trailing by just three points at intermission and using a 12-4 run to close to within eight with just under four minutes left.

SDSU's Academic All-American Steve Copp led the Aztecs with 20 points and 11 rebounds. Bob Kovach (11), Will Connelly (11) and Allen Bunting (10) also scored in double figures for the Aztecs. Washington led all scorers with 25 points for UCLA.

The Bruins used a stifling defense to hold SDSU to 34.2 percent shooting, but the Aztecs converted 14 of 19 free-throw opportunities. SDSU forced 19 UCLA turnovers, while limiting their own to only 11.

SDSU	FG	FT	REB	PF	TP	A	TO	B	ST	MP
Leary	3-7	0-0	1	1	6	4	3	0	0	25
Earle	0-2	0-0	1	1	0	0	1	0	0	4
Delsman	2-4	0-0	2	3	4	2	1	0	1	18
Brown	0-0	0-0	1	0	0	0	0	0	0	1
Copp	8-19	4-5	11	3	20	0	1	1	1	38
Dodd	0-0	0-0	0	0	0	0	0	0	0	1
Kovach	3-11	5-8	6	3	11	1	1	0	1	34
Connelly	5-14	1-2	9	3	11	0	0	0	0	38
Kramer	1-3	0-0	0	0	2	0	0	0	0	5
Bunting	3-13	4-4	5	3	10	2	4	1	0	36
Team			4							
<b>Totals</b>	<b>25-73</b>	<b>14-19</b>	<b>40</b>	<b>17</b>	<b>64</b>	<b>9</b>	<b>11</b>	<b>2</b>	<b>3</b>	<b>200</b>
	<b>34.2</b>	<b>73.7</b>								

UCLA	FG	FT	REB	PF	TP	A	TO	B	ST	MP
Townsend	3-6	0-0	0	2	6	2	1	0	2	33
Washington	10-15	5-5	8	3	25	4	5	1	0	36
Vroman	0-0	0-0	2	2	0	0	1	0	0	4
Greenwood	1-3	2-2	3	4	4	1	3	0	1	22
Drollinger	2-4	0-0	7	4	4	1	1	0	0	14
Spillane	1-2	0-0	1	2	2	1	1	0	0	10
McCarter	4-9	2-5	5	0	10	2	1	1	2	38
Olinde	0-0	0-0	0	0	0	0	1	0	0	1
Johnson	7-9	5-6	9	4	19	2	4	4	1	35
Smith	2-7	0-0	1	1	4	1	1	0	0	7
Team			8							
<b>Totals</b>	<b>30-55</b>	<b>14-18</b>	<b>44</b>	<b>22</b>	<b>74</b>	<b>14</b>	<b>19</b>	<b>6</b>	<b>6</b>	<b>200</b>
	<b>54.5</b>	<b>77.7</b>								

Score By Periods	1	2	Total
San Diego State	32	32	- 64
UCLA	35	39	- 74

Officials: Fouty, Dreith.

## 1982 NIT (First Round)

**UC Irvine 70, San Diego State 69**  
**March 12, 1982 • San Diego, Calif.**  
**San Diego Sports Arena • Att.: 8,114**

SAN DIEGO -- San Diego State's rally from an 11-point second-half deficit fell short as UC Irvine claimed a 70-69 victory in the first round of the NIT.

The Aztecs, who never led after the opening five minutes of the game, trailed 63-55 with eight minutes remaining before an 11-4 run cut the deficit to 67-66 with 2:49 remaining. SDSU trailed 70-69 and had an opportunity to win, but Don Plummer was unable to convert on a 21-foot jumper at the buzzer.

Plummer led the Aztecs with 19 points and added seven rebounds. Keith Smith had eight points while dishing out 13 assists for San Diego State.

The Anteaters shot 60.9 percent from the field while holding SDSU to only 43.7 percent shooting. However, the Aztecs countered with an aggressive defense that led to 13 steals and 19 UCI turnovers. SDSU also outrebounded the Anteaters 36-30, but only managed to shoot 7 of 13 from the line.

UCI	FG	FT	REB	PF	TP	A	TO	B	ST	MP
Rainer	1-4	5-6	4	1	7	2	4	0	0	31
McDonald	2-8	2-2	7	3	6	2	2	0	0	29
Magee	9-12	2-4	5	0	20	0	4	0	1	23
Fuller	5-7	4-6	3	4	14	7	5	0	2	40
Whieldon	9-10	0-1	3	2	18	5	2	1	1	39
Thornton	2-3	1-2	6	4	5	0	1	0	0	20
Crossley	0-2	0-0	0	2	0	2	1	0	0	18
Team			2							
<b>Totals</b>	<b>28-46</b>	<b>14-21</b>	<b>30</b>	<b>16</b>	<b>70</b>	<b>18</b>	<b>19</b>	<b>1</b>	<b>4</b>	<b>200</b>
	<b>60.9</b>	<b>66.7</b>								

SDSU	FG	FT	REB	PF	TP	A	TO	B	ST	MP
Morris	3-10	3-4	2	3	9	1	1	0	2	21
Cage	5-10	0-0	9	2	10	0	1	1	1	40
Allen	1-1	0-0	0	0	2	0	0	0	0	7
Smith	3-12	2-4	0	4	8	13	5	0	3	38
Jones	6-16	1-3	5	3	13	2	1	1	1	36
Gordon	4-4	0-1	6	1	8	1	1	0	5	22
Caldwell	0-1	0-0	0	1	0	0	0	0	0	2
Plummer	9-16	1-1	7	3	19	1	3	0	0	27
Garwood	0-1	0-0	1	0	0	2	0	1	4	4
Holden	0-0	0-0	1	1	0	0	0	0	0	3
Team			4							
<b>Totals</b>	<b>31-71</b>	<b>7-13</b>	<b>36</b>	<b>19</b>	<b>69</b>	<b>18</b>	<b>14</b>	<b>2</b>	<b>13</b>	<b>200</b>
	<b>43.7</b>	<b>53.8</b>								

Score By Periods	1	2	Total
UC Irvine	46	24	- 70
San Diego State	40	29	- 69

Officials: Bosone, Sitov, White.

## 1985 NCAA Tournament (First Round)

**No. 9 UNLV 85, San Diego State 80**  
**March 14, 1985 • Salt Lake City, Utah**  
**Special Events Center • Att.: 7,351**

SALT LAKE CITY -- SDSU made a late run at No. 9 UNLV but did not have enough firepower to overcome a 10-point halftime deficit as the Rebels earned an 85-80 victory in the first round of the NCAA tournament.

The Aztecs trailed by as many as 13 in the first half, but tied the game at 56 with under 10 minutes remaining. UNLV rebuilt the lead but SDSU did not give in to the more athletic Rebels as it cut the deficit to three, when Anthony Watson hit a jumper with 1:02 left. The Aztecs were forced to foul down the stretch and UNLV knocked down the free throws to secure the victory.

Leonard Allen poured in a game-high 23 points for SDSU and Anthony Watson scored 19. Forwards Michael Kennedy and John Martens also cracked double-fig-

ures as they added 11 points apiece.

The Rebels were led by Armon Gilliam, who posted 21 points and 10 rebounds. Ritchie Adams, the Rebels' leading scorer on the season, was saddled with foul trouble from the start of the game and finished with 10 points in only 23 minutes of action.

SDSU	FG	FT	REB	PF	TP	A	TO	B	ST	MP
Kennedy	5-8	1-3	8	3	11	0	1	1	0	29
Martens	4-8	3-4	2	4	11	0	4	0	0	28
Allen	8-10	7-10	9	4	23	0	0	4	3	36
Watson	9-15	1-4	3	5	19	6	4	0	2	33
Dorsey	0-3	2-4	6	3	2	8	4	0	0	31
Konek	1-5	3-4	3	4	5	7	3	0	0	20
Owens	2-3	0-0	0	0	4	0	1	0	1	8
Ross	2-4	1-1	3	1	5	0	1	1	0	8
Murray	0-0	0-0	0	1	0	0	0	0	0	7
Team			5							
<b>Totals</b>	<b>31-56</b>	<b>18-30</b>	<b>39</b>	<b>25</b>	<b>80</b>	<b>21</b>	<b>18</b>	<b>6</b>	<b>6</b>	<b>200</b>
	<b>55.4</b>	<b>60.0</b>								

UNLV	FG	FT	REB	PF	TP	A	TO	B	ST	MP
James	3-8	4-4	2	3	10	4	3	0	1	27
Gilliam	7-12	7-12	10	2	21	2	2	1	2	31
Adams	4-11	2-2	4	4	10	0	0	0	2	23
Jones	9-13	0-1	4	3	18	4	2	1	1	34
Banks	2-7	4-5	5	1						



# National Postseason Tournaments



MOUNTAIN WEST-RECORD 16-TIME CONFERENCE CHAMPIONS

## 2003 NIT

(First Round)

**San Diego State 67, UC Santa Barbara 62 (ot)**  
**March 19, 2003 • San Diego, Calif.**  
**Cox Arena at Aztec Bowl • Att.: 5,390**

SAN DIEGO -- SDSU needed overtime to win its first Division I postseason game, claiming a 67-62 NIT first-round victory over UC Santa Barbara.

Tony Bland, who became the third Aztec player to reach 1,000 points in just two seasons, sent the game into extra time by going the length of the floor to hit a bank shot with 1.9 seconds left. Then with 1:15 left in overtime, Tommy Johnson put SDSU ahead for good at 63-60 with a 3-pointer as the Aztecs closed the game with a 13-2 run.

In its sixth postseason appearance in 33 years at the Division I level, the Aztecs overcame their largest halftime deficit of the season (32-22) snapping a three-game losing streak, limiting UCSB to just 62 points and 42.6 percent shooting.

After a dunk by Evan Burns with 5:58 left in the first half, UCSB closed out the opening period with a 14-1 run to take a 10-point lead into the half. The Gauchos scored the first basket of the second half before Bland jump started the Aztecs with a free throw and layup to start a 10-0 run.

The game was tied at 50 with five minutes left and both teams buckled down defensively.

The Gauchos scored the first six points of overtime before SDSU's game-ending run, which included six straight Mike Mackell points to tie the game at 60 and set up Johnson's heroics.

UCSB	MP	FG	3FG	FT	R	F	A	TO	B	S	TP
Hull	39	10-19	5-9	3-3	5	3	3	2	0	3	28
Cook	23	2-4	0-0	0-0	3	2	1	1	0	2	4
Jones	35	6-13	0-3	0-0	4	3	1	3	0	1	12
Atako	32	0-4	0-1	0-0	2	1	6	2	0	0	0
Fullove	23	2-7	1-3	0-0	3	3	1	5	0	1	5
Brown	24	3-7	0-0	0-0	3	0	0	1	0	0	6
Davis	14	0-2	0-1	1-2	3	0	1	0	0	1	1
Ward	13	1-1	0-0	0-0	2	2	3	0	0	1	2
Whitehead	22	2-4	0-0	0-0	3	3	0	1	0	1	4
Team					3						
<b>Totals</b>	<b>225</b>	<b>26-61</b>	<b>6-17</b>	<b>4-5</b>	<b>31</b>	<b>17</b>	<b>16</b>	<b>15</b>	<b>0</b>	<b>10</b>	<b>62</b>

SDSU	MP	FG	3FG	FT	R	F	A	TO	B	S	TP
Burns	34	4-7	0-1	4-4	9	1	3	5	2	2	12
Sanders	27	2-4	0-0	0-0	4	4	1	0	0	0	4
Mackell	38	3-9	0-0	3-5	3	0	2	4	0	1	9
Moore	36	1-5	0-3	2-2	9	3	2	1	0	0	4
Bland	35	7-16	0-4	3-6	3	0	2	1	2	1	17
Johnson	25	3-4	1-2	3-4	4	3	1	2	2	2	10
Sir	19	2-6	2-6	0-0	1	1	1	3	0	0	6
Sharper	7	1-2	1-2	0-0	1	0	1	0	0	0	3
Manker	4	1-1	0-0	0-0	2	0	0	0	0	0	2
Team											
<b>Totals</b>	<b>225</b>	<b>24-54</b>	<b>4-18</b>	<b>15-21</b>	<b>36</b>	<b>12</b>	<b>13</b>	<b>16</b>	<b>6</b>	<b>6</b>	<b>67</b>

Halftime: UCSB 32, SDSU 22. FG%: SDSU 44.4, UCSB 42.6. 3FG%: SDSU 35.3, UCSB 22.2. FT%: SDSU 80.0, UCSB 71.4. Officials: Tom Wood, Don McAllister, Mike Reed. Technicals: None.

## 2003 NIT

(Second Round)

**Texas Tech 57, San Diego State 48**  
**March 21, 2003 • Lubbock, Texas**  
**United Spirit Arena • Att.: 7,848**

LUBBOCK, Texas -- Robert Tomaszek scored 14 points as Texas Tech beat SDSU, 57-48, in the second round of NIT.

Texas Tech led by 14 points in the first half but SDSU trailed by just one, 46-45, with 6:41 remaining. The Aztecs had a chance to take the lead but Tony Bland missed a layup with 6:14 left after he stole the ball from Kasib Powell and took it the length of the court.

San Diego then went scoreless for nearly five minutes before Evan Burns hit a 3-pointer from the right corner with 1:47 remaining in the game.

Powell scored 12 points, and Will Chavis and Andre Emmett - the Big 12's leading scorer - added nine each.

Deandre Moore scored 11 points and Mike Mackell added 10 to lead the Aztecs.

SDSU	MP	FG	3FG	FT	R	F	A	TO	B	S	TP
Burns	32	2-8	1-4	0-0	6	0	1	2	1	2	5
Sanders	25	1-3	0-0	0-0	5	3	0	1	0	0	2
Mackell	29	3-6	0-0	4-8	6	5	0	3	0	0	10
Moore	34	4-9	3-5	0-0	6	3	8	2	0	0	11
Bland	33	3-15	0-2	3-4	3	2	2	5	0	1	9
Johnson	22	3-7	3-6	0-1	4	4	0	4	0	1	9
Sir	7	0-2	0-2	0-0	1	0	1	0	0	0	0
Sharper	7	0-2	0-2	0-0	1	1	0	1	0	1	0

Davis	8	1-2	0-0	0-0	3	3	0	2	0	0	2
Manker	2	0-0	0-0	0-0	0	0	0	0	0	0	0
Wardrop	1	0-0	0-0	0-0	0	0	0	0	0	0	0
Team					4						
<b>Totals</b>	<b>200</b>	<b>17-54</b>	<b>7-21</b>	<b>7-13</b>	<b>39</b>	<b>21</b>	<b>11</b>	<b>21</b>	<b>1</b>	<b>5</b>	<b>48</b>

Texas Tech	MP	FG	3FG	FT	R	F	A	TO	B	S	TP
Emmett	40	2-10	0-1	5-8	15	1	3	2	0	2	9
Powell	38	3-8	0-0	6-9	6	2	3	3	0	0	12
Tomaszek	37	5-10	0-0	4-9	8	3	2	0	0	0	14
Daudney	18	2-4	1-2	0-0	4	2	1	2	0	1	5
Marshall	9	1-1	0-0	0-0	0	0	2	0	0	0	2
Chavis	27	4-9	0-2	1-2	1	1	0	4	0	1	9
Ross	29	3-6	0-0	0-0	2	3	5	1	1	6	6
Washington	2	0-1	0-1	0-0	1	1	0	0	0	0	0
Team											
<b>Totals</b>	<b>200</b>	<b>20-49</b>	<b>1-6</b>	<b>16-28</b>	<b>36</b>	<b>13</b>	<b>16</b>	<b>12</b>	<b>1</b>	<b>10</b>	<b>57</b>

Halftime: Texas Tech 33, SDSU 21. FG %: Texas Tech 40.8, SDSU 31.5. 3FG%: SDSU 33.3, Texas Tech 16.7. FT%: Texas Tech 57.1, SDSU 53.8. Officials: Kelly Self, Larry Spaulding, Shawn Leigh. Technicals: None.

## 2006 NCAA Tournament

(First Round)

**Indiana 87, San Diego State 83**  
**March 16, 2006 • Salt Lake City, Utah**  
**Huntsman Center • Att.: 15,122**

SALT LAKE CITY -- Making its third postseason appearance in five years, 11th-seeded San Diego State fell 87-83 to sixth-seeded Indiana in a nail-biter in the first round of the NCAA tournament.

The Hoosiers led by as many as nine points with just over six minutes remaining in the first half until Brandon Heath hit a three-pointer with 55 seconds left to give SDSU a one-point lead. As the half came to a close, Mohamed Abukar made a layup, giving the Aztecs a three-point cushion heading into halftime, despite hitting 62.1 percent of their field goals.

As the second half began, San Diego State started to pull away as it built a pair of 10-point leads, the last coming with 11:44 left in the contest.

Indiana chipped away at the Aztecs' lead and eventually tied the game at 76 with just under four minutes remaining. But just as it had all evening, SDSU pulled ahead until Heath lost the ball near midcourt with 55 seconds left, forcing a jump ball situation that the Hoosiers wound up winning.

After an Indiana timeout, the ensuing play saw Robert Vaden, who had 18 points, hit a three-point field goal giving the Hoosiers a two-point advantage with the clock showing five seconds.

On the inbounds play, Abukar sailed a pass out of bounds and the Aztecs fouled on the next possession sending IU to the line where they connected on both free-throw attempts to end the game.

Abukar led all scorers with 24 points and also had nine rebounds. Heath scored 15 with Marcus Slaughter contributing 13 points and 10 rebounds.

(11) SDSU	MP	FG	3FG	FT	R	F	A	TO	B	S	TP
Spain	18	3-4	0-0	2-2	2	4	0	2	0	0	8
Abukar	31	8-13	2-2	6-6	9	2	0	4	2	1	24
Slaughter	38	5-8	0-0	3-5	10	4	1	2	0	1	13
Heath	38	6-17	3-9	0-0	2	2	5	2	0	1	15
Williams	39	5-6	2-3	0-0	6	4	8	5	0	4	12
Sharper	24	4-6	3-4	0-0	0	1	0	1	0	0	11
Davis	9	0-0	0-0	0-0	3	1	1	0	0	0	0
Thomas	1	0-0	0-0	0-0	0	0	0	0	0	0	0
Camara	2	0-1	0-0	0-2	0	1	0	0	0	0	0
Team					4						
<b>Totals</b>	<b>200</b>	<b>31-55</b>	<b>10-18</b>	<b>11-15</b>	<b>36</b>	<b>19</b>	<b>15</b>	<b>16</b>	<b>2</b>	<b>7</b>	<b>83</b>

(6) Indiana	MP	FG	3FG	FT	R	F	A	TO	B	S	TP
Ratliff	20	2-7	1-4	0-0	3	0	1	1	0	1	5
Vaden	36	5-12	5-11	3-3	3	3	3	2	0	1	18
Killingsworth	25	8-13	0-0	2-5	4	4	2	3	0	1	18
Strickland	32	4-9	1-4	0-0	4	4	2	1	0	1	9
Calloway	28	8-9	1-1	1-1	4	1	3	1	0	6	18
Wilmont	23	4-13	0-5	3-6	6	2	0	0	0	1	11
Suhr	4	0-0	0-0	0-0	0	0	0	0	0	0	0
Allen	17	1-2	0-1	0-0	2	1	1	0	0	0	2
Kline	6	0-1	0-0	0-0	0	0	1	0	0	0	0
Monroe	19	3-5	0-0	0-1	3	1	1	1	0	0	6
Team					6						
<b>Totals</b>	<b>200</b>	<b>35-71</b>	<b>8-26</b>	<b>9-16</b>	<b>31</b>	<b>16</b>	<b>14</b>	<b>9</b>	<b>0</b>	<b>11</b>	<b>87</b>

Halftime: SDSU 44, Indiana 41. FG%: SDSU 56.4, Indiana 49.3. 3FG%: SDSU 55.6, Indiana 30.8. FT%: SDSU 73.3, Indiana 56.3. Officials: Tom Lopes, Michael Stuart, George Washington. Technicals: None.

## 2007 NIT

(First Round)

**San Diego State 74, Missouri State 70**  
**March 14, 2007 • Springfield, Mo.**  
**Hammons Student Center • Att.: 4,234**

Springfield, Mo. -- SDSU captured just its second Division I postseason victory as it defeated Missouri State on the road, 74-70, in the first round of the NIT.

SDSU and MSU struggled early to keep the game close. The Aztecs were particularly sloppy as they committed eight turnovers in the first eight minutes. However, the Bears did not make their run until the 10-minute mark, outscoring the Aztecs, 14-4, to go up by eight with 7:49 left.

San Diego State responded with 11 unanswered points and closed out the half on an 18-5 run to head into the locker room with a 34-29 lead.

The Aztecs maintained its lead and watched it balloon to eight on a Brandon Heath jumper with 15:14 on the clock.

With the game tied at 49, MSU caught fire and enjoyed a six-point advantage with 7:26 left. But as it did before, SDSU used a 15-4 run, giving it a 69-64 cushion going into the final minutes.

The Bears fought back, eventually tying it at 70 with 41 seconds remaining. After an Aztec timeout, Heath connected on a three with one second left on the shot clock and seven seconds on the game clock.

With an opportunity to trim the Aztecs' lead, Nathan Bilyeu missed two free throws and Jer'Vaughn Johnson made one of two from the line to put the game out of reach.

(6) SDSU	MP	FG	3FG	FT	R	F	A	TO	B	S	TP
Habel	*36	4-7	0-0	3-6	10	5	1	4	2	2	11
Wade	*28	2-6	1-4	2-2	4	2	4	3	0	1	7
Abukar	*32	6-9	0-0	3-4	6	5	0	4	1	1	15
Heath	*38	11-21	4-11	0-0	4	3	2	6	0	2	26
Williams	*34	2-5	0-2	2-2	6	2	5	4	0	4	6
Johnson	3	0-0	0-0	3-4	1	1	0	0	0	0	3
Pastorek	8	1-2	0-0	0-0	2	2	1	0	0	0	2
Spain	21	1-2	1-2	1-2	1	0	0	2	1	2	4
Team					2						
<b>Totals</b>	<b>200</b>	<b>27-52</b>	<b>6-19</b>	<b>14-20</b>	<b>36</b>	<b>20</b>	<b>13</b>	<b>23</b>	<b>4</b>	<b>12</b>	<b>74</b>

# National Postseason Tournaments



## MOUNTAIN WEST-RECORD 16-TIME CONFERENCE CHAMPIONS

Heath	*35	5-17	3-12	2-4	0	0	7	2	0	2	15
Williams	*35	1-6	1-4	0-1	8	2	2	1	0	3	3
Johnson	4	0-1	0-0	0-0	0	0	0	0	0	0	0
Pastorek	4	0-0	0-0	1-2	0	1	0	0	0	0	1
Spain	26	2-3	1-1	3-6	6	1	1	0	2	1	8
Team											3
<b>Totals</b>	<b>200</b>	<b>23-64</b>	<b>6-21</b>	<b>12-22</b>	<b>33</b>	<b>11</b>	<b>14</b>	<b>8</b>	<b>5</b>	<b>8</b>	<b>64</b>

(2) Florida	MP	FG	3FG	FT	R	F	A	TO	B	S	TP
Roberts	*29	4-4	0-0	0-0	8	3	0	2	0	1	8
Nichols	*31	7-18	3-11	3-4	5	0	2	3	0	0	20
Watkins	*25	2-3	0-0	0-0	8	4	1	0	6	1	4
Rautins	*28	5-10	5-9	0-0	6	1	5	2	0	1	15
Devendorf	*33	4-11	0-4	0-1	2	4	7	2	2	2	8
Thomas	2	0-0	0-0	0-0	0	0	0	0	0	0	0
Harris	23	5-10	0-0	2-5	7	0	3	3	1	0	12
Burach	1	1-1	0-0	0-0	2	0	0	0	0	0	2
Gorman	10	2-3	0-0	0-0	2	2	2	0	0	0	4
Whitiff	16	2-3	1-1	2-2	4	1	1	2	0	1	7
Presutti	1	0-1	0-0	0-0	0	0	0	0	0	0	0
DiLiegro	1	0-0	0-0	0-0	0	1	0	0	0	0	0
Team											5
<b>Totals</b>	<b>200</b>	<b>32-66</b>	<b>9-25</b>	<b>7-12</b>	<b>49</b>	<b>16</b>	<b>21</b>	<b>15</b>	<b>9</b>	<b>6</b>	<b>80</b>

Halftime: Syracuse 38, SDSU 33. FG%: Syracuse 48.5, SDSU 35.9. 3FG%: Syracuse 36.0, SDSU 28.6. FT%: Syracuse 58.3, SDSU 54.5. Officials: Gary Maxwell, Gary Prager, Curtis Blair. Technicals: Eric Devendorf, Syracuse.

## 2008 NIT (First Round)

### Florida 73, San Diego State 49

March 19, 2008 • Gainesville, Fla.  
O'Connell Center • Att.: 5,188

GAINESVILLE, Fla. -- In its third consecutive postseason appearance and its second straight in the NIT, San Diego State was dropped by Florida, 73-49, in a first-round matchup at the O'Connell Center.

The second-seeded Gators never trailed in the game and opened the game on a 7-2 run, before the seventh-seeded Aztecs tied the score at nine with 14:12 remaining in the first half. SDSU, however, would never get closer than three points the rest of the way and Florida went into the half with a 35-23 cushion.

In the second half, the Gators' lead ballooned to 21 points with less than 10 minutes gone. San Diego State managed to cut the lead to 17 points with 5:42 left in the game, but Florida kept the Aztecs at bay as they cruised to the 24-point victory.

For the game, the Gators shot 53.4 percent from the field, including an amazing 63.0 percent in the second half. All five starters shot above 50 percent and Florida's two leading scorers, Marnesse Speights (18 points) and Nick Calathes (16 points), combined to shoot 15-for-25.

SDSU, meanwhile, was led by Ryan Amoroso's game-high numbers of 19 points and seven rebounds.

(7) SDSU	MP	FG	3FG	FT	R	F	A	TO	B	S	TP
White	*33	0-0	0-0	0-2	1	1	0	3	0	1	0
Amoroso	*33	8-16	1-3	2-2	7	3	0	1	0	0	19
Williams	*29	4-8	1-3	0-0	4	4	1	3	0	0	9
Thomas	*19	0-2	0-0	0-0	3	1	1	1	0	1	0
Gay	*30	2-5	1-3	0-0	2	1	1	1	0	0	5
Johnson	1	0-0	0-0	0-0	0	0	0	0	0	0	0
Pastorek	1	0-0	0-0	0-0	0	0	0	0	0	0	0
Lamb	9	0-1	0-0	0-0	1	0	1	0	1	0	0
Wade	30	5-13	0-0	1-5	2	1	7	3	0	0	11
Davis	15	2-4	1-3	0-0	0	0	0	2	0	1	5
Team											2
<b>Totals</b>	<b>200</b>	<b>21-49</b>	<b>4-12</b>	<b>3-9</b>	<b>22</b>	<b>11</b>	<b>11</b>	<b>14</b>	<b>1</b>	<b>3</b>	<b>49</b>

(2) Florida	MP	FG	3FG	FT	R	F	A	TO	B	S	TP
Werner	*28	4-5	1-2	0-0	5	0	1	0	2	2	9
Calathes	*29	7-11	2-3	0-0	5	1	5	4	0	1	16
Speights	*28	8-14	0-0	2-2	6	3	1	2	0	0	18
Lucas	*29	3-6	1-3	1-2	0	2	4	1	0	2	8
Hodge	*20	3-5	1-2	0-0	2	2	2	0	0	3	7
Mitchell	10	1-2	1-2	0-0	1	1	0	2	0	0	3
Allen	15	1-4	1-2	0-0	2	1	1	0	0	0	3
Tyus	18	2-5	0-0	0-0	6	1	1	0	3	0	4
Parsons	22	2-6	0-2	1-2	6	2	1	0	0	1	5
Fricke	1	0-0	0-0	0-0	0	0	0	0	0	0	0
Team											2
<b>Totals</b>	<b>200</b>	<b>31-58</b>	<b>7-16</b>	<b>4-6</b>	<b>35</b>	<b>13</b>	<b>16</b>	<b>10</b>	<b>5</b>	<b>9</b>	<b>73</b>

Halftime: Florida 35, San Diego State 23. FG%: Florida 53.4, San Diego State 42.9. 3FG%: Florida 43.8, San Diego State 33.3. FT%: Florida 66.7, San Diego State 33.3. Officials: Jim Burr, Steve Welmer, Brent Barnaky. Technicals: None.

## 2009 NIT (First Round)

### San Diego State 65, Weber State 49

March 17, 2009 • San Diego, Calif.  
Cox Arena • Att.: 4,314

SAN DIEGO -- Top-seeded San Diego State won its third-ever Division I postseason tournament game with its 65-49 first round National Invitation Tournament decision over eighth-seeded Weber State at Cox Arena.

San Diego State, which trailed for only 28 seconds in the entire game, was never threatened after Richie Williams nailed a three-pointer with 13:29 left in the first half giving the Aztecs a 12-8 lead. San Diego State subsequently unleashed a 22-4 run over the final 7:38 of the period to up, 39-17, at halftime.

Following the intermission, SDSU kept the pressure on Weber State as the Aztecs enjoyed a double-digit lead the rest of the way en route to victory.

Lorenzo Wade continued his stellar play with 20 points and 10 rebounds, his third 20-point game and second double-double in his last four outings. Senior teammate Kyle Spain chipped in with 11 points.

Leading the way for Weber State was Kellen McCoy, who ended his night with 14 points.

(8) WSU	MP	FG	3FG	FT	R	F	A	TO	B	S	TP
Bullinger	*25	1-4	1-4	2-2	2	3	1	2	0	0	5
Lillard	*33	4-12	0-4	2-2	7	1	1	5	0	1	10
Hansen	*27	0-6	0-5	0-0	1	0	2	1	0	1	0
McCoy	*33	5-10	2-6	2-2	3	1	0	3	0	1	14
Panos	*18	2-5	0-0	0-0	3	1	0	1	0	0	4
Cottle	1	0-2	0-1	0-0	0	0	0	0	0	0	0
Benson	2	0-0	0-0	0-0	2	0	1	0	0	0	0
Ramos	2	1-1	0-0	0-0	3	0	0	0	0	0	2
Davis	24	2-4	0-1	0-0	3	4	2	4	1	2	4
Mahoney	13	2-2	0-0	0-4	3	0	1	0	2	0	4
Morris	22	3-4	0-0	0-0	1	0	0	0	1	0	6
Team											5
<b>Totals</b>	<b>200</b>	<b>20-50</b>	<b>3-21</b>	<b>6-10</b>	<b>33</b>	<b>10</b>	<b>8</b>	<b>16</b>	<b>4</b>	<b>5</b>	<b>49</b>

(1) SDSU	MP	FG	3FG	FT	R	F	A	TO	B	S	TP
Spain	*32	4-14	2-8	1-2	3	0	1	3	0	2	11
Wade	*32	9-14	0-2	2-2	10	2	3	2	1	1	20
White	*20	4-7	0-0	2-3	5	2	2	1	0	0	10
Amoroso	*23	3-5	1-1	0-0	3	3	1	1	1	1	7
Gay	*24	1-3	0-2	0-0	2	0	5	1	0	1	2
Island	1	0-1	0-1	0-0	0	0	0	0	0	0	0
Williams	24	3-7	2-4	0-0	2	1	1	1	0	0	8
Horton	1	0-1	0-0	0-0	0	0	0	0	0	0	0
Deutchman	2	0-0	0-0	0-0	1	0	0	0	0	0	0
Thomas	8	0-0	0-0	0-0	1	1	0	0	0	0	0
Shelton	15	1-4	0-1	2-2	5	0	1	0	0	1	4
Smith	2	0-1	0-1	0-0	0	0	0	0	0	0	0
Cheriet	16	1-5	0-1	1-2	2	2	0	1	1	0	3
Team											3
<b>Totals</b>	<b>200</b>	<b>26-62</b>	<b>5-21</b>	<b>8-11</b>	<b>37</b>	<b>11</b>	<b>15</b>	<b>10</b>	<b>3</b>	<b>6</b>	<b>65</b>

Halftime: San Diego State 39, Weber State 17. FG %: San Diego State 41.9, Weber State 40.0. 3FG%: San Diego State 23.8, Weber State 14.3. FT%: San Diego State 72.7, Weber State 60.0. Officials: Ruben Ramos, Bruce Hicks, Shawn Lehig. Technicals: None.

## 2009 NIT (Second Round)

### San Diego State 70, Kansas State 52

March 20, 2009 • San Diego, Calif.  
Jenny Craig Pavilion • Att.: 5,100

SAN DIEGO -- Due to the first and second rounds of the NCAA Women's Basketball Tournament at Cox Arena, top-seeded San Diego State moved its game with fourth-seeded Kansas State to the University of San Diego's Jenny Craig Pavilion and dismissed the Wildcats in the second round of the NIT, 70-52, in front of a capacity crowd of 5,100.

SDSU led for the entire game and was spearheaded by the efforts of Kyle Spain, Richie Williams and Billy White. Spain finished with a game-high 16 points and seven rebounds, while Williams added 14 points and a game-high four steals. White, meanwhile, went 6-for-6 from the field and ended with 15 points.

SDSU led by as many as eight points nearly nine minutes into the game, but allowed K-State to creep back into it after the visitors scored the final five points of the first half to get within two, 27-25, at halftime.

The Wildcats scored the first bucket of the second half to knot the score at 27, but a layup by White gave the Aztecs a lead it would not relinquish. SDSU expanded its lead to 22 on a layup by Ryan Amoroso with 7:53 to go and the rout was on as the Aztecs cruised into the quarterfinals of the NIT.

(4) KSU	MP	FG	3FG	FT	R	F	A	TO	B	S	TP
Sutton	*18	2-5	0-0	0-0	6	3	0	1	0	1	4
Kent	*22	3-10	0-1	2-2	6	1	2	0	0	0	8
Colon	*15	1-3	0-0	0-0	3	2	0	2	0	0	2

Pullen	*18	0-4	0-3	3-4	2	2	1	2	0	0	3
Clemente	*34	5-15	1-5	1-1	1	3	3	5	0	1	12
Brown	26	2-4	0-2	2-3	1	1	0	3	0	1	6
Werner	2	0-2	0-2	0-0	0	0	0	0	0	0	0
Awaji	20	3-5	1-2	0-0	3	1	1	0	0	1	7
Samuels	22	1-6	0-2	1-2	1	4	1	3	2	2	3
Ojleye	2	0-1	0-0	0-0	3	0	0	0	0	0	0
Anderson	21	2-5	0-0	3-4	6	1	0	1	1	1	7
Team											1
<b>Totals</b>	<b>200</b>	<b>19-60</b>	<b>2-17</b>	<b>12-16</b>	<b>35</b>	<b>18</b>	<b>8</b>	<b>18</b>	<b>3</b>	<b>7</b>	<b>52</b>

(1) SDSU	MP	FG	3FG	FT	R	F	A	TO	B	S	TP
Spain	*31	5-13	0-2	6-7	7	2	2	2	0	2	16
Wade	*31	3-11	0-1	2-2	4	2	4	3	0	2	8
White	*24	6-6	0-0	3-4	4	3	1	0	3	1	15
Amoroso	*25	3-5	0-2	1-2	3	2	3	0	0	0	7
Williams	*32	4-5	2-2	4-4	3	2	1	4	0	4	14
Island	1	0-0	0-0	0-0	0	0	0	0	0	0	0
Horton	1	0-0	0-0	0-0	0	0	0	0	0	0	0
Deutchman	1	0-0	0-0	0-0	1	0	0	0	0	0	0
Thomas	6	0-0	0-0	0-1	0	0	1	0	0	0	0
Gay	16	1-1	0-0	0-0	0	1	0	1	0	0	2
Shelton	18	3-5	0-1	0-0	1	3	2	1	0	1	6
Smith	1	0-0	0-0	0-0	0	0	0	0	0	0	0
Cheriet	13	1-3	0-1	0-0	2	2	0	0	0	0	2
Team											7
<b>Totals</b>	<b>200</b>	<b>26-49</b>	<b>2-9</b>	<b>16-20</b>	<b>32</b>	<b>17</b>	<b>14</b>	<b>15</b>	<b>3</b>	<b>11</b>	<b>70</b>

Halftime: San Diego State 27, Kansas State 25. FG %: San Diego State 53.1, Kansas State 31.7. 3FG%: San Diego State 22.2, Kansas State 11.8. FT%: San Diego State 80.0, Kansas State 75.0. Officials: Michael Irving, Martin Cota, Bobby McRoy. Technicals: None.

## 2009 NIT (Quarterfinal)

### San Diego State 70, Saint Mary's 66

March 25, 2009 • San Diego, Calif.  
Cox Arena • Att.: 12,414

SAN DIEGO -- San Diego State held its last game of the 2008-09 season at Cox Arena in front of a sold-out crowd of 12,414 for the NIT Quarterfinals against second-seeded Saint Mary's.

The Aztecs got out to an early 16-point lead, holding the Gaels scoreless with 11:07 to play in the first half.

SDSU maintained its lead throughout the game with Saint Mary's tying the score only once during the contest. San Diego State's Richie Williams was able to contain the Gaels' sophomore star, Patrick Mills, to 7-of-24 shooting for the game. Aztec Billy White proved to be a dominating presence in the point by going 8-for-12 and had a team high of 17



# National Postseason Tournaments



MOUNTAIN WEST-RECORD 16-TIME CONFERENCE CHAMPIONS

**Halftime:** San Diego State 39, Saint Mary's 28. **FG %:** San Diego State 44.3, Saint Mary's 38.8. **3FG%:** San Diego State 40.0, Saint Mary's 28.0. **FT%:** San Diego State 66.7, Saint Mary's 50.0. **Officials:** Mike Scyphers, Kevin Brill, Rick Botsell. **Technical:** None.

## 2009 NIT

(Semifinal)

**Baylor 76, San Diego State 62**  
**March 31, 2009 • New York, N.Y.**  
**Madison Square Garden • Att.: 11,352**

NEW YORK -- SDSU was eliminated in the semifinal round in Madison Square Garden, ending its run for its first NIT Championship in a 76-62 loss to Baylor.

The Aztecs' chances at victory were deflated behind the perimeter as Baylor successfully relied on the 3-point shot, shooting 11-22 from the arc to pull away with a convincing win.

The Bears were anchored by Curtis Jerrells in the first half where he dropped 19 of his 24 points. The Aztecs were able to manage a close game in the opening 11:45 as a basket by Ryan Amoroso gave San Diego State the lead, 21-20.

In the ensuing possession, Baylor's Jerrells hit a three-pointer that ignited a 10-0 run. But SDSU managed to fight back as they closed out the period trailing by one point, 34-35.

Baylor's hot shooting performance proved to be too much in the second half. A layup by Amoroso to start the period was the last lead SDSU enjoyed. Baylor was anchored by another key player, this time by LaceDarius Dunn who scored 14 of his 23 points in the second half and was a vital part of the Bears' 17-4 run.

(3) Baylor	MP	FG	3FG	FT	R	F	A	TO	B	S	TP
Rogers	*37	6-9	0-0	2-2	7	0	1	2	0	0	14
Lomers	*24	2-4	0-0	2-2	5	1	0	1	2	0	6
Jerrells	*35	8-11	3-5	6-11	4	2	4	1	0	3	25
Dunn	*35	7-12	6-9	3-4	6	1	2	3	0	1	23
Carter	*33	3-8	2-4	0-0	2	2	3	0	0	2	8
Ellis	1	0-0	0-0	0-0	0	1	0	0	0	0	0
Acy	1	0-0	0-0	0-0	0	0	0	0	1	1	0
Dugat	17	0-5	0-3	0-0	1	2	0	2	0	1	0
Diene	14	0-0	0-0	0-0	2	1	1	1	0	0	0
Jones	3	0-1	0-1	0-0	1	0	0	0	0	0	0
Team											0
<b>Totals</b>	<b>200</b>	<b>26-50</b>	<b>11-22</b>	<b>13-19</b>	<b>28</b>	<b>10</b>	<b>11</b>	<b>11</b>	<b>3</b>	<b>7</b>	<b>76</b>

(1) SDSU	MP	FG	3FG	FT	R	F	A	TO	B	S	TP
Wade	*35	4-10	2-4	0-1	3	4	2	5	0	1	10
White	*29	4-5	0-0	2-2	4	4	0	0	1	0	20
Amoroso	*21	3-7	1-2	2-2	5	0	2	2	1	1	6
Williams	*34	0-7	0-5	0-0	5	4	4	1	0	3	10
Spain	*26	5-9	3-5	2-2	2	1	3	4	0	1	8
Island	0+	0-0	0-0	0-0	0	0	0	0	0	0	5
Horton	0+	0-0	0-0	0-0	0	0	0	0	0	0	2
Deutchman	0+	0-0	0-0	0-0	0	0	0	0	0	0	10
Thomas	0+	0-0	0-0	0-0	1	0	0	0	0	0	10
Gay	26	2-9	2-6	0-0	2	3	0	3	0	1	10
Shelton	18	4-6	1-1	1-1	7	4	1	1	1	1	10
Smith	0+	0-0	0-0	0-0	0	0	0	0	0	0	10
Cheriet	11	1-2	0-0	0-2	1	0	0	2	0	0	10
Team											4
<b>Totals</b>	<b>200</b>	<b>23-55</b>	<b>9-23</b>	<b>7-10</b>	<b>34</b>	<b>17</b>	<b>15</b>	<b>15</b>	<b>2</b>	<b>8</b>	<b>62</b>

**Halftime:** San Diego State 34, Baylor 35. **FG %:** Baylor 52.0, San Diego State 41.8. **3FG%:** Baylor 50.0, San Diego State 39.1. **FT%:** San Diego State 70.0, Baylor 68.4. **Officials:** Jim Burr, Bob Donato, Earl Walton. **Technical:** None.

## 2010 NCAA Tournament

(First Round)

**No. 15/14 Tennessee 62, San Diego State 59**  
**March 18, 2010 • Providence, R.I.**  
**Dunkin' Donuts Center • Att.: 10,788**

PROVIDENCE, R.I. -- San Diego State had its second-half rally fall short as the 11th-seeded Aztecs dropped a 62-59 decision to sixth-seeded and No. 15/14 Tennessee in the first round of the NCAA tournament.

SDSU found itself down 34-26 at halftime after shooting 32.1 percent from the field, including a 2-for-12 effort from three-point range. Despite the poor shooting, the Aztecs were in the game until a 12-7 Volunteer run to end the half propelled the SEC school to its advantage at intermission.

Coming out of the break, San Diego State methodically chipped away at its deficit and put together a 19-10 scoring run to give the Aztecs a 45-44 lead with 9:20 to go in regulation. The lead was short-lived after Tennessee scored six unanswered points and took a five-point lead.

Over the course of the final 5:13, SDSU stayed within striking distance and cut the Volunteer lead to one point on three different occasions, the last of which saw D.J. Gay connect on three free throws with nine seconds left after Melvin Goins fouled the Aztec guard on a three-point attempt.

Down by one with nine seconds to go, SDSU fouled Wayne Chism, who

knocked down both attempts, and gave the Vols a three-point lead. After the successful attempt, San Diego State raced the ball down the court and Kawhi Leonard's three-point attempt was off the mark giving UT the win.

(11) SDSU	MP	FG	3FG	FT	R	F	A	TO	B	S	TP
Leonard	*33	5-15	0-4	2-2	10	3	2	2	3	2	12
White	*29	3-7	0-0	1-2	1	1	1	2	0	0	7
Thomas	*38	2-6	0-0	4-4	4	2	4	3	2	1	8
Gay	*40	4-8	2-6	6-6	3	2	1	1	0	0	16
Davis	*28	4-6	1-3	2-3	3	3	0	1	0	0	11
Shelley	3	0-3	0-1	0-0	1	1	1	0	0	0	0
Carlwell	13	1-3	0-1	1-2	6	0	0	0	0	0	3
Tapley	16	1-4	0-3	0-0	2	4	1	1	1	0	2
Team											3
<b>Totals</b>	<b>200</b>	<b>20-52</b>	<b>3-18</b>	<b>16-21</b>	<b>33</b>	<b>16</b>	<b>10</b>	<b>10</b>	<b>6</b>	<b>3</b>	<b>59</b>

(6) UT	MP	FG	3FG	FT	R	F	A	TO	B	S	TP
Chism	*35	4-12	1-3	2-2	5	3	0	2	1	1	11
Williams	*22	0-3	0-0	2-2	8	4	1	1	0	0	2
Maze	*23	3-7	1-2	4-4	0	2	2	0	0	0	11
Prince	*32	5-9	0-1	5-8	6	2	2	2	1	1	15
Hopson	*26	3-9	2-5	0-0	3	2	3	3	0	1	8
McBee	5	0-2	0-1	0-0	1	1	0	0	0	0	0
Hall	8	0-1	0-0	0-0	2	1	1	0	0	0	0
Goins	19	5-7	4-5	1-2	1	1	0	0	0	0	15
Pearl	15	0-1	0-0	0-0	2	2	1	0	0	0	0
Tatum	15	0-1	0-0	0-0	1	1	0	2	1	0	0
Team											3
<b>Totals</b>	<b>200</b>	<b>20-52</b>	<b>8-17</b>	<b>14-18</b>	<b>32</b>	<b>19</b>	<b>10</b>	<b>11</b>	<b>3</b>	<b>3</b>	<b>62</b>

**Halftime:** Tennessee 34, San Diego State 26. **FG %:** San Diego State 38.5, Tennessee 38.5. **3FG%:** Tennessee 47.1, San Diego State 16.7. **FT%:** Tennessee 77.8, San Diego State 76.2. **Officials:** Paul H. Janssen, Gerry D. Pollard, Sean Casady. **Technical:** None.

## 2011 NCAA Tournament

(First Round)

**No. 6/5 San Diego State 68, Northern Colorado 50**  
**March 17, 2011 • Tucson, Ariz.**  
**McKale Center • Att.: 10,101**

TUCSON, Ariz. - No. 6/5 San Diego State, the No. 2 seed in the West Region, picked up its first-ever Division I NCAA tournament victory with a 68-50 win over 15th-seeded Northern Colorado.

The Aztecs, who were making their seventh NCAA Tournament appearance, snapped a six-game losing streak in the Division I tournament.

San Diego State struggled in the first half as they made just 32.4 percent of its shots, many of which were at the rim. Kawhi Leonard, Billy White and Chase Tapley, however, were effective as they combined for 26 of SDSU's 30 first-half points. Despite getting production from the aforementioned trio, the Aztecs had trouble stopping the Bears, but still led, 30-24, at halftime.

Early in the second half, NC's Devon Beitzel cut the SDSU lead to three with one of his six three-pointers, but the Aztecs had an answer. San Diego State received back-to-back threes from D.J. Gay and James Rahon, a jumper from Rahon, another three from Rahon and a jumper from White to turn in a 13-0 run, which gave SDSU a 16-point lead.

The Bears cut their deficit to 12 after consecutive buckets, but would get no closer as the Aztecs secured a spot in the third round against Temple.

(15) NC	MP	FG	3FG	FT	R	F	A	TO	B	S	TP
Kaba	*38	4-14	1-6	1-3	6	0	2	1	0	1	10
Kingman	*19	0-5	0-3	0-0	1	3	2	2	0	0	0
Montgomery	*33	1-6	0-1	0-0	12	0	1	1	0	0	2
Lloyd	*36	4-7	1-1	0-0	2	1	3	2	0	0	9
Beitzel	*37	8-17	6-10	3-3	3	2	0	1	0	1	25
Addo	9	1-2	0-0	0-2	0	0	0	0	0	0	2
Garnica	4	0-1	0-1	0-0	0	0	0	0	0	0	0
Unruh	5	0-0	0-0	0-0	1	0	0	0	0	0	0
Proctor	19	1-4	0-0	0-0	6	1	0	0	0	0	2
Team											2
<b>Totals</b>	<b>200</b>	<b>19-56</b>	<b>8-22</b>	<b>4-8</b>	<b>33</b>	<b>7</b>	<b>8</b>	<b>9</b>	<b>0</b>	<b>2</b>	<b>50</b>

(2) SDSU	MP	FG	3FG	FT	R	F	A	TO	B	S	TP
Thomas	*26	2-6	0-0	0-1	4	1	1	0	1	0	4
Leonard	*36	9-14	3-5	0-0	10	2	2	1	1	0	21
White	*34	5-13	1-2	1-2	13	2	2	1	0	3	12
Tapley	*27	5-11	2-6	2-3	4	2	3	1	1	1	14
Gay	*34	2-11	1-5	0-0	4	0	3	0	1	0	5
Carlwell	10	0-2	0-0	0-0	4	1	0	0	1	0	0
Shelton	10	0-2	0-1	0-0	2	0	0	0	0	0	0
Rahon	21	4-7	2-3	2-2	1	0	0	0	0	1	12
Franklin, J.	2	0-0	0-0	0-0	0	0	0	0	0	0	0
Team											3
<b>Totals</b>	<b>200</b>	<b>27-66</b>	<b>9-22</b>	<b>5-8</b>	<b>45</b>	<b>8</b>	<b>11</b>	<b>4</b>	<b>5</b>	<b>5</b>	<b>68</b>

**Halftime:** San Diego State 30, Northern Colorado 24. **FG%:** San Diego State 40.9, Northern Colorado 33.9. **3FG%:** San Diego State 40.9, Northern Colorado 36.4. **FT%:** San Diego

State 62.5, Northern Colorado 50.0. **Officials:** Ted Valentine, Greg Nixon, Terry M. Moore. **Technical:** None.

## 2011 NCAA Tournament

(Second Round)

**No. 6/5 San Diego State 71, Temple 64 (2ot)**  
**March 19, 2011 • Tucson, Ariz.**  
**McKale Center • Att.: 11,127**

TUCSON, Ariz. - No. 6/5 San Diego State needed two overtime sessions to hold off Temple, 71-64, in the third round of the NCAA tournament.

The Aztecs, who went 15,713 days between NCAA tournament victories and entered the tourney having never won a Division I NCAA tournament game, found themselves with two wins in nearly 50 hours and a spot in the Sweet 16.

Getting to the regional semifinals looked like a lock in the first half as SDSU was rolling and enjoying an 11-point lead with 3:13 left before halftime. Temple, however, closed the gap in a hurry, rattling off six straight points to trail, 36-31, at the break.

In the second half, things still looked promising for the Aztecs as they led, 52-45, with 7:16 remaining in regulation. But as the clock ticked, San Diego State had a hard time finding the bottom of the net and defending the Owls. After Billy White's jumper with 7:16 left, Temple went on a 9-2 run to tie the game at 54. SDSU's Chase Tapley had a chance to win the game in the final seconds, but his driving layup was contested and off the mark.

In the first OT, Juan Fernandez immediately hit a three and scored the Owls' first five points, but Kawhi Leonard answered with four straight points and was followed by a three-point play from Malcolm Thomas. Again, the Aztecs had a chance to win the game in the final moments, but Thomas' baby jumper missed.

In what proved to be the final five minutes, SDSU buckled down defensively and continued to go to the hoop, which resulted in it outscoring Temple, 10-3, to secure the victory.

(2) TU	MP	FG	3FG	FT	R	F	A	TO	B	S	TP
Allen	*50	5-16	0-1	2-2	11	1	3	0	1	0	12
Jefferson	*50	2-8	0-0	1-3	12	2	2	0	0	0	5
Fernandez	*38	5-16	4-6	0-0	1	3	0	1	0	0	14
Brown	*9	1-3	0-1	0-0	0	0	1	1	0	0	2
Moore	*49	7-12	1-2	2-2	4	4	2	4	0	0	17
Wyatt											

# National Postseason Tournaments



MOUNTAIN WEST-RECORD 16-TIME CONFERENCE CHAMPIONS

lead from there and attempted to put the game out of reach with a 11-2 run. SDSU, however, clawed its way back to cut the margin to 65-64 on a three-pointer by D.J. Gay. UConn responded once again and finished the game on an 9-3 run to spoil the Aztecs' comeback and clinch the victory.

(3) UCONN	MP	FG	3FG	FT	R	F	A	TO	B	S	TP
Olander	*5	1-2	0-0	1-0	0	0	0	0	0	0	2
Smith	*32	2-4	1-2	0-0	8	3	1	1	2	1	5
Oriakhi	*35	2-7	0-0	1-2	9	3	2	2	1	0	5
Lamb	*30	9-11	3-3	3-4	2	3	1	1	0	1	24
Walker	*40	12-25	4-8	8-10	3	1	3	4	0	2	36
Beverly	3	0-0	0-0	0-0	2	0	0	0	0	0	0
Coombs-McDaniel	24	0-3	0-1	0-0	4	1	0	0	0	0	0
Giffey	1	0-0	0-0	0-0	1	0	0	0	0	0	0
Napier	21	1-5	0-2	0-0	3	2	6	1	0	1	2
Okwandu	9	0-0	0-0	0-0	0	0	0	0	0	0	0
Team					5						
<b>Totals</b>	<b>200</b>	<b>27-57</b>	<b>8-16</b>	<b>12-16</b>	<b>35</b>	<b>16</b>	<b>13</b>	<b>9</b>	<b>3</b>	<b>5</b>	<b>74</b>

(2) SDSU	MP	FG	3FG	FT	R	F	A	TO	B	S	TP
Thomas	*33	6-11	0-0	1-4	8	2	3	0	0	0	13
Leonard	*29	5-12	1-4	1-2	9	4	4	2	0	0	12
White	*39	6-8	0-0	2-4	4	2	2	1	0	1	14
Tapley	*32	2-10	1-7	0-0	3	3	2	2	1	0	5
Gay	*35	5-15	4-9	2-3	4	1	0	3	0	2	16
Carlwell	7	1-3	0-0	0-0	1	0	0	0	0	0	2
Shelton	1	0-0	0-0	0-0	0	0	0	0	0	0	0
Rahon	18	1-4	1-2	0-0	1	0	2	0	0	0	3
Franklin, J.	6	1-1	0-0	0-0	2	2	1	1	0	1	2
Team					5						
<b>Totals</b>	<b>200</b>	<b>27-64</b>	<b>7-22</b>	<b>6-13</b>	<b>37</b>	<b>14</b>	<b>14</b>	<b>9</b>	<b>1</b>	<b>4</b>	<b>67</b>

Halftime: Connecticut 36, San Diego State 27. FG%: Connecticut 47.4, San Diego State 42.2. 3FG%: Connecticut 50.0, San Diego State 31.8. FT%: Connecticut 75.0, San Diego State 46.2. Officials: Tom O'Neill, Steve Olson, Patrick Adams. Technicals: San Diego State - Kawhi Leonard, Jamaal Franklin.

## 2012 NCAA Tournament (First Round)

**North Carolina State 79, No. 22/23 San Diego State 65**  
March 16, 2012 • Columbus, Ohio  
Nationwide Arena • Att.: 17,030

COLUMBUS, Ohio — No. 22/23 San Diego State was unable to advance past the second round of the NCAA tournament, dropping a 79-65 decision to No. 11 seed North Carolina State at Nationwide Arena.

SDSU found itself down by just four, 33-29, at the half despite shooting 37.9 percent from the field. The Aztecs, however, shot 40 percent from three-point range compared to the 16.7 percent by the Wolfpack. NC State's 51.9 shooting percentage and 20-13 rebound advantage made up for the lack of three-point shots.

Coming out of the break, San Diego State managed to cut the deficit to one on a three-pointer by Chase Tapley. That would be short lived as North Carolina State used an 8-2 run to extend its lead to 43-36.

The Aztecs kept it close despite being down by as many as nine points and managed to pull within three after scoring on five consecutive possessions. Wolfpack head coach Mark Gottfried then called a timeout that sparked a 9-4 run and extended NC State's lead to 10 with 5:37 remaining.

From there, the Wolfpack never looked back and eventually won by a 14-point margin.

(11) NCSU	MP	FG	3FG	FT	R	F	A	TO	B	S	TP
Howell	*28	10-12	0-0	2-4	2	4	2	1	1	1	22
Leslie	*32	5-10	0-1	5-9	5	3	1	1	0	0	15
Wood	*32	4-8	1-4	1-3	3	2	0	1	1	0	10
Brown	*40	5-9	2-2	5-6	9	1	8	5	1	2	17
Williams	*34	3-7	0-0	0-0	7	1	2	0	0	0	6
Painter	19	4-5	0-0	1-1	2	2	0	1	0	0	9
Johnson	15	0-2	0-2	0-0	3	0	0	1	0	0	0
Team					7						
<b>Totals</b>	<b>200</b>	<b>31-53</b>	<b>3-9</b>	<b>14-21</b>	<b>38</b>	<b>13</b>	<b>13</b>	<b>10</b>	<b>3</b>	<b>3</b>	<b>79</b>

(6) SDSU	MP	FG	3FG	FT	R	F	A	TO	B	S	TP
Shelton	*13	0-2	0-0	0-0	2	4	1	0	0	0	0
Thomas	*36	2-8	0-2	1-2	3	2	1	2	0	1	5
Rahon	*34	5-11	1-5	0-0	3	1	0	1	0	0	11
Franklin, J.	*37	6-15	4-9	7-7	8	4	2	3	1	1	23
Tapley	*36	7-18	3-7	2-3	6	2	4	2	0	1	19
Franklin, L.	4	0-1	0-0	0-0	0	1	0	0	0	0	0
Green	22	1-4	0-0	0-0	1	1	0	0	1	0	2
Stephens	18	2-2	0-0	1-2	2	3	0	0	0	0	5
Team					4						
<b>Totals</b>	<b>200</b>	<b>23-61</b>	<b>8-23</b>	<b>11-14</b>	<b>29</b>	<b>17</b>	<b>9</b>	<b>9</b>	<b>2</b>	<b>3</b>	<b>65</b>

Halftime: North Carolina State 33, San Diego State 29. FG%: North Carolina State 58.5, San Diego State 37.7. 3FG%: San Diego State 34.8, North Carolina State 33.3. FT%: San Diego State 37.7.

Diego State 78.6, North Carolina State 66.7. Officials: Doug Shows, Mike Nance, Bert Smith. Technicals: None.

## 2013 NCAA Tournament (First Round)

**San Diego State 70, Oklahoma 55**  
March 22, 2013 • Philadelphia, Pa.  
Wells Fargo Center • Att.: 20,125

PHILADELPHIA — Seventh-seeded San Diego State rallied from a nine-point first-half deficit to beat 10th-seeded Oklahoma, 70-55, in the second round of the NCAA Tournament at Wells Fargo Center.

The win marked the third in program history and the third in the last three seasons for SDSU, which was 0-6 in the NCAA tournament prior to the 2011 campaign.

Jamaal Franklin led the way for the Aztecs with 21 points, eight rebounds, five assists and two steals. James Rahon added 17 points in 19 minutes off the bench and DeShawn Stephens collected a career-high 11 boards.

The Sooners broke the game open midway through the first half as a 12-0 surge propelled them to a 23-14 lead with 9:40 to go in the first half. The Aztecs, however, closed on a 17-10 run to trail, 33-31, at halftime.

In the final 20 minutes, SDSU took control of the boards, aided by five offensive and defensive rebounds by Stephens, and subsequently took control of the game.

Oklahoma led 36-35 with 18:03 left in regulation and it marked the final time the Sooners would have the lead. After OU tied the game at 48-48, SDSU went on an 8-0 run and never looked back. Romero Osby temporarily stopped the Aztec surge with a three-pointer, but San Diego State responded with seven unanswered points to move ahead by 12 with 2:11 to play and eventually sealed the 15-point victory.

SDSU finished with a 40-29 rebounding advantage after being minus-2 in the category at halftime. The Aztecs also held the Sooners to 37.0-percent shooting in the second half, while shooting 46.2 percent in the final 20 minutes themselves. SDSU also set a season-high for free-throw accuracy, finishing at 94.1 percent.

## 2013 NCAA Tournament (Second Round)

**Florida Gulf Coast 81, San Diego State 71**  
March 24, 2013 • Philadelphia, Pa.  
Wells Fargo Center • Att.: 20,125

PHILADELPHIA — Looking to advance to the Sweet 16 for the second time in three seasons, seventh-seeded SDSU's bid fell short as it fell to 15th-seeded Florida Gulf Coast, 81-71, in the third round of NCAAAs.

With the win, the Eagles became the first 15-seed in NCAA history to reach the Sweet 16. For the Aztecs, the loss ended their season with a 23-11 record.

SDSU received 20 points and 11 rebounds from Jamaal Franklin and Chase Tapley poured in 17 points. James Rahon and DeShawn Stephens, meanwhile, added 12 and 10 points, respectively.

The first half was a fairly close affair. Florida Gulf Coast jumped out to an early 7-2 lead, but San Diego State answered with a 12-0 run to take a five-point lead of its own. No team led by more than four points the rest of the half until a 7-3 SDSU spurt propelled the Aztecs to a 35-29 lead with 2:20 to go. The Eagles, however, closed the first half with five straight points and San Diego State led, 35-34, at

halftime.

The game remained tight over the course of the first eight minutes of the second half. An Xavier Thames jumper in the paint brought the Aztecs to within, 54-52, with 11:33 to play. FGCU, however, caught fire from the field and forced San Diego State into quick shots, which turned into a 17-0 Eagles run.

During the deciding surge, SDSU went scoreless for 7:14 before Thames made a layup with four minutes left in regulation. At this juncture, the Aztecs trailed by 17 and their hole was too deep.

(15) FGCU MP FG 3FG FT R F A TO B S TP  
McKnight \*26 4-7 0-0 1-2 4 2 0 2 4 2 9  
Fieler \*33 5-7 0-1 1-1 3 1 1 1 1 1 11  
Comer \*31 5-14 0-2 0-0 2 4 14 3 0 1 10  
Thompson \*34 9-15 2-6 3-4 4 0 2 1 0 5 23  
Brown \*26 6-8 2-3 3-4 8 3 2 1 0 2 17  
Varidel 24 4-7 3-5 0-1 2 0 1 3 0 1 11  
Cvijeticanin 4 0-1 0-1 0-0 0 2 0 1 0 0 0  
Murray 16 0-0 0-0 0-0 2 0 0 0 0 1 0  
Graf 6 0-0 0-0 0-0 2 1 1 1 0 0 0  
Team 4  
Totals 200 33-59 7-18 8-12 31 13 21 13 5 13 81

(7) SDSU MP FG 3FG FT R F A TO B S TP  
O'Brien \*21 1-1 0-0 0-0 1 1 0 1 0 1 0 2  
Stephens \*23 4-4 0-0 2-2 5 3 0 0 2 0 10  
Thames \*37 3-8 1-3 1-2 3 1 6 2 1 2 8  
Franklin, J. \*36 8-13 2-6 2-2 11 1 4 5 0 4 20  
Tapley \*32 7-18 3-8 0-0 3 1 2 3 1 2 17  
Spencer 11 0-3 0-0 0-0 4 0 0 2 1 0 0  
Rahon 24 4-12 2-6 2-3 3 3 1 3 0 2 12  
Shepard 16 0-2 0-0 2-4 3 1 3 1 0 0 2  
Team 1  
Totals 200 27-61 8-23 9-13 34 11 16 17 6 10 71

Halftime: San Diego State 35, Florida Gulf Coast 34. FG%: Florida Gulf Coast 55.9, San Diego State 44.3. 3FG%: Florida Gulf Coast 38.9, San Diego State 34.8. FT%: San Diego State 69.2, Florida Gulf Coast 66.7. Officials: Jamie Luckie, Lamar Simpson, Gergory Nixon. Technicals: None.

Halftime.

The game remained tight over the course of the first eight minutes of the second half. An Xavier Thames jumper in the paint brought the Aztecs to within, 54-52, with 11:33 to play. FGCU, however, caught fire from the field and forced San Diego State into quick shots, which turned into a 17-0 Eagles run.

During the deciding surge, SDSU went scoreless for 7:14 before Thames made a layup with four minutes left in regulation. At this juncture, the Aztecs trailed by 17 and their hole was too deep.

(7) SDSU	MP	FG	3FG	FT	R	F	A	TO	B	S	TP
O'Brien	*21	1-1	0-0	0-0	1	1	0	1	0	1	0
Stephens	*23	4-4	0-0	2-2	5	3	0	0	2	0	10
Thames	*37	3-8	1-3	1-2	3	1	6	2	1	2	8
Franklin, J.	*36	8-13	2-6	2-2	11	1	4	5	0	4	20
Tapley	*32	7-18	3-8	0-0	3	1	2	3	1	2	17
Spencer	11	0-3	0-0	0-0	4	0	0	2	1	0	0
Rahon	24	4-12	2-6	2-3	3	3	1	3	0	2	12
Shepard	16	0-2	0-0	2-4	3	1	3	1	0	0	2
Team					1						
<b>Totals</b>	<b>200</b>	<b>27-61</b>	<b>8-23</b>	<b>9-13</b>	<b>34</b>	<b>11</b>	<b>16</b>	<b>17</b>	<b>6</b>	<b>10</b>	<b>71</b>

Halftime: San Diego State 35, Florida Gulf Coast 34. FG%: Florida Gulf Coast 55.9, San Diego State 44.3. 3FG%: Florida Gulf Coast 38.9, San Diego State 34.8. FT%: San Diego State 69.2, Florida Gulf Coast 66.7. Officials: Jamie Luckie, Lamar Simpson, Gergory Nixon. Technicals: None.

## 2014 NCAA Tournament (First Round)

**No. 13/11 San Diego State 73, New Mexico State 69**  
March 20, 2014 • Spokane, Wash.  
Spokane Veterans Memorial Arena • Att.: 10,862

SPOKANE, Wash. - San Diego State finally put away a pesky New Mexico State team, outscoring the Aggies, 13-9, in overtime for a 73-69 victory in the second round of the NCAA tournament.

The fourth-seeded Aztecs led by as many as 14 points in the first half, 12 at the break and seven with just 1:01 left in the second half, but 13th-seeded NMSU found a way to comeback and tie the game at 60-60 on a three-pointer by Kevin Aronis with six seconds left.

Xavier Thames had a chance to win it in regulation, but his shot rimmed out as time expired forcing OT.

SDSU, however, took control in the extra session as Thames and Dwayne Polee II scored five points apiece to move San Diego State into the third round against 12th-seeded North Dakota State.

The Aztecs, who never trailed in the game, made 7 of 10 free-throws in overtime to seal the win. SDSU won its eighth straight overtime game and improved to 17-1 over its last 18 overtime contests.

It was the defense that came through once again for San Diego State. The Aztecs had nine blocks, their most ever in an NCAA tournament, eight steals, forced 13 turnovers and held New Mexico State to a season-low 20 points in the first half.

Thames had game-highs of 23 points and five assists, to go along with three steals and two blocks in the win. Polee II had 15 points and six rebounds in 29 minutes off the bench, while Josh Davis recorded 10 points and 14 rebounds.

Skyler Spencer added a career-high four steals and four blocks. His first block of the night gave him the single-season school record.

(13) NMSU	MP	FG	3FG	FT	R	F	A	TO	B	S	TP
Nephawe	*42	5-16	0-0	2-4	8	2	0	3	1	1	12
Bhullar	*29	6-9	0-0	2-5	7	5	0	2	0	2	14
Eldridge	*20	0-5	0-1	0-0	2	0	3	2	0	0	0
Aronis	*42	4-11	4-11	0-0	5	2	2	0	0	0	12
Mullings	*43	6-13	0-1	6-7	5	4	4	7	0	1	18
Baker	31	1-6	0-2	1-2	3	4	2	0	0	2	3
Buovac	0+	0-0	0-0	0-0	0	0	0	0	0	0	0
Dixon	18	4-5	1-1	1-2	7	5	2	0	1	0	10
Team					4						
<b>Totals</b>	<b>225</b>	<b>26-65</b>	<b>5-6</b>	<b>12-20</b>	<b>41</b>	<b>22</b>	<b>13</b>	<b>13</b>	<b>4</b>	<b>4</b>	<b>69</b>

(4) SDSU	MP	FG	3FG	FT	R	F	A	TO	B	S	TP
Spencer	*36	0-0	0-0	3-4	6	4	1	2	4	4	



# National Postseason Tournaments



	23	3-6	1-2	0-0	4	4	0	0	1	0	7
O'Brien	*23	3-6	1-2	0-0	4	4	0	0	1	0	7
Davis	*41	5-10	0-0	0-0	14	2	1	3	0	1	10
Thames	*43	6-17	1-7	10-12	2	4	5	1	2	3	23
Polee II	29	4-8	1-3	6-9	6	1	0	1	1	0	15
Quinn	9	0-2	0-1	2-2	1	1	0	0	0	0	2
Johnson	1	0-0	0-0	0-0	0	1	0	0	0	0	0
Shrigley	16	2-5	2-2	0-0	2	0	0	1	1	0	6
Team					5						
<b>Totals</b>	<b>225</b>	<b>23-59</b>	<b>6-17</b>	<b>21-27</b>	<b>40</b>	<b>18</b>	<b>9</b>	<b>11</b>	<b>9</b>	<b>8</b>	<b>73</b>

**Halftime:** San Diego State 32, New Mexico State 20. **FG%:** New Mexico State 40.0, San Diego State 38.5. **3FG%:** New Mexico State 31.3, San Diego State 35.3. **FT%:** New Mexico State 60.0, San Diego State 77.8. **Officials:** Doug Shows, James Breeding, Lee Cassell. **Technical:** None.

## 2014 NCAA Tournament (Second Round)

### No. 13/11 San Diego State 63, North Dakota State, 44

March 22, 2014 • Spokane, Wash.  
Spokane Veterans Memorial Arena • Att.: 11,623

**SPOKANE, Wash.** - Xavier Thames scored 30 points to lead fourth-seeded San Diego State past 12th-seeded North Dakota State, 63-44, and into a spot in the Sweet 16 for the second time in program history.

It was the second career 30-point game for Thames and the most points ever in the postseason (NCAA or NIT) by an Aztec player.

Thames was 9 for 19 from the field, including 4 for 9 from the 3-point arc and 8 of 9 from the free-throw line, with five assists. His 30 points were one off a career high of 31, set earlier in the year.

The win was the 31st for SDSU and propelled the team into the Sweet 16 in Anaheim.

San Diego State's defense proved to be too much for the Bison, which came into the game with the top field-goal percentage (51.0) in the country. Additionally, SDSU held NDSU to 31.9 percent shooting and two 3-pointers.

(12) NDSU	MP	FG	3FG	FT	R	F	A	TO	B	S	TP
Wright	*20	2-4	0-1	0-0	5	4	0	1	0	0	4
Bjorklund	*31	3-7	0-0	2-3	1	2	1	3	0	0	8
Alexander	*38	1-8	1-5	0-0	3	3	2	0	0	0	3
Brown	*38	4-7	1-1	4-4	4	3	1	0	2	1	13
Braun	*37	2-14	0-3	3-4	5	3	1	1	0	0	7
Newell	1	0-0	0-0	0-0	0	0	0	0	0	0	0
Felt	2	0-0	0-0	0-1	0	1	0	0	0	0	0
Chackal	1	0-0	0-0	0-0	0	0	0	0	0	0	0
Dupree	4	1-1	0-0	0-1	1	0	0	0	0	0	2
Kading	20	1-4	0-1	2-2	3	1	0	0	0	0	4
Werner	1	0-0	0-0	1-2	0	0	0	0	0	0	1
Anberg	7	1-2	0-0	0-0	2	0	0	1	0	0	1
Team					3						
<b>Totals</b>	<b>200</b>	<b>15-47</b>	<b>2-11</b>	<b>12-17</b>	<b>27</b>	<b>17</b>	<b>5</b>	<b>6</b>	<b>2</b>	<b>1</b>	<b>44</b>

(4) SDSU	MP	FG	3FG	FT	R	F	A	TO	B	S	TP
Spencer	*27	0-1	0-0	0-0	4	4	0	0	1	0	0
Shepard	*15	1-6	0-1	1-2	1	1	1	1	0	0	3
O'Brien	*30	2-4	0-0	2-5	5	1	0	1	0	0	4
Davis	*34	2-4	0-0	2-5	13	3	2	1	1	2	6
Thames	*35	9-19	4-9	8-9	1	1	5	3	0	1	30
Allen	1	0-0	0-0	0-0	0	1	0	0	0	0	0
Polee II	30	4-8	2-4	5-6	6	2	0	0	0	0	15
Quinn	12	2-3	1-1	0-0	2	3	0	0	0	1	5
Williams	1	0-0	0-0	0-0	0	0	0	0	0	0	0
Johnson	1	0-0	0-0	0-0	0	0	0	0	0	0	0
Shrigley	14	0-1	0-1	0-0	3	0	0	0	0	0	0
Team					3						
<b>Totals</b>	<b>200</b>	<b>19-44</b>	<b>7-16</b>	<b>18-24</b>	<b>38</b>	<b>16</b>	<b>8</b>	<b>6</b>	<b>2</b>	<b>4</b>	<b>63</b>

**Halftime:** San Diego State 30, North Dakota State 23. **FG%:** North Dakota State 31.9, San Diego State 43.2. **3FG%:** North Dakota State 18.2, San Diego State 43.8. **FT%:** North Dakota State 70.6, San Diego State 75.0. **Officials:** Pat Adams, James Breeding, Ray Natili. **Technical:** None.

## 2014 NCAA Tournament (Sweet 16)

### No. 4/5 Arizona 70, No. 13/11 San Diego State 64

March 27, 2014 • Anaheim, Calif.  
Honda Center • Att.: 17,773

**ANAHEIM, Calif.** - Fourth-seeded San Diego State led top-seeded Arizona with under eight minutes to play, was tied with seven minutes left and trailed by one with 3:30 remaining in regulation, but could not pull the upset as the Wildcats came from behind to win, 70-64. The victory sent Arizona to the Elite Eight.

The rematch from the second game of the season was a see-saw affair until

SDSU turned a 22-20 deficit into a 29-22 lead. After a Rondae Hollis-Jefferson lay-up to break the 9-0 run, Dwayne Polee II canned a three-pointer to put San Diego State ahead by eight, 32-24.

The Aztecs had an opportunity to put the Wildcats away right before halftime, but missed their final three shots and committed two turnovers. Arizona, meanwhile, scored four points the rest of the way to trail San Diego State by just four at halftime.

Despite the missed chance to pull away, the Aztecs stuck to the game plan in the second half and eventually got their lead back up to eight points with 16:41 left in the second half thanks to six points from Xavier Thames.

In just over two minutes, however, Arizona was back within two. A Thames jumper temporarily halted the Wildcats' momentum, but the teams traded baskets over the next few minutes with Arizona taking its first lead, 50-49 (7:19), since 7:47 left in the first half.

Nick Johnson, the Pac-12 Player of the Year, missed his first nine shots, but with SDSU trailing by three points, Winston Shepard lost control of the ball near midcourt and Johnson was wide open for a lay-up to put Arizona up, 56-51, with 2:44 left. Johnson scored 13 consecutive points for UA and 15 of the team's final 16.

(4) SDSU	MP	FG	3FG	FT	R	F	A	TO	B	S	TP
Spencer	*22	1-1	0-0	3-4	7	4	0	1	2	0	5
Shepard	*28	3-8	0-1	3-5	3	3	1	4	0	0	9
O'Brien	*34	1-5	0-0	4-6	4	2	0	1	0	0	6
Davis	*39	2-5	0-0	2-2	14	4	2	1	0	0	6
Thames	*35	9-22	1-6	6-6	1	3	1	1	0	0	25
Polee II	27	5-9	3-5	0-0	3	2	0	0	0	2	13
Quinn	5	0-0	0-0	0-0	1	0	0	0	0	0	0
Shrigley	10	0-4	0-2	0-0	0	2	0	0	0	0	0
Team					4			2			
<b>Totals</b>	<b>200</b>	<b>21-54</b>	<b>4-14</b>	<b>18-23</b>	<b>37</b>	<b>20</b>	<b>4</b>	<b>10</b>	<b>2</b>	<b>2</b>	<b>64</b>

(1) UA	MP	FG	3FG	FT	R	F	A	TO	B	S	TP
Gordon	*39	7-9	1-1	0-3	6	4	2	1	2	0	15
Tarczewski	*20	3-3	0-0	1-2	1	4	1	2	2	0	7
York	*27	1-6	1-4	1-2	2	2	4	0	0	0	4
McConnell	*35	5-9	1-1	0-0	4	0	3	2	0	1	11
Johnson	*39	2-12	1-5	10-10	8	1	3	1	0	1	15
Moyes	7	0-0	0-0	0-0	0	0	1	0	0	0	0
Hollis-Jefferson	29	4-8	0-0	7-8	6	5	0	1	0	0	15
Pitts	4	1-1	1-1	0-0	0	0	0	0	0	0	3
Team					2						
<b>Totals</b>	<b>200</b>	<b>23-48</b>	<b>5-12</b>	<b>19-25</b>	<b>29</b>	<b>16</b>	<b>14</b>	<b>7</b>	<b>4</b>	<b>2</b>	<b>70</b>

**Halftime:** San Diego State 32, Arizona 28. **FG%:** Arizona 47.9, San Diego State 38.9. **3FG%:** Arizona 41.7, San Diego State 28.6. **FT%:** San Diego State 78.3, Arizona 76.0. **Officials:** Jamie Luckie, Michael Stephens, DJ Carstensen. **Technical:** None.

## 2015 NCAA Tournament (First Round)

### San Diego State 76, St. John's 64

March 20, 2015 • Charlotte, N.C.  
Time Warner Cable Arena • Att.: 16,945

**CHARLOTTE, N.C.** - Eighth-seeded San Diego State used a balanced attack to defeat ninth-seeded St. John's, 76-64, in the second round of the NCAA tournament.

SDSU shot 47.2 percent from the floor, including 40.9 percent from three-point range, and outrebounded the Red Storm, 40-32, and enjoyed a 13-7 advantage in offensive rebounds to earn a spot in the third round.

The Aztecs were buoyed by an impressive shooting display from deep in the first half. Dwayne Polee II was 4-for-6 and Matt Shrigley was 3-for-3 from behind the arc to help San Diego State take a 40-33 lead at halftime.

In the second half, SDSU opened with another three-pointer from Polee II to bump its lead to double figures, a margin the Aztecs would enjoy for most of the period. The Red Storm twice cut its deficit to seven points, the last of which occurred with 6:57 left in regulation. San Diego State, however, answered with six straight points to take a 66-53 lead with 3:22 to go.

St. John's responded by going on a 7-2 spurt to get its hole down to eight points with two minutes left, but SDSU made its next seven free-throws to put the game away.

(9) SJU	FG	3FG	FT	R	F	TP	A	TO	B	S	MP
Painter*	9-16	0-2	3-4	10	4	21	2	4	2	2	39
Branch*	3-6	0-1	0-0	3	4	6	0	1	0	0	39
Greene IV*	4-11	1-4	0-0	4	3	9	1	1	0	1	39
Harrison*	7-16	1-6	3-4	9	5	18	2	2	0	1	39
Jordan*	4-7	1-2	1-3	3	3	10	1	2	0	3	21
Jones	0-1	0-0	0-0	0	0	0	0	0	0	0	10
Lipscomb	0-0	0-0	0-0	1	0	0	0	0	0	0	1
Balamou	0-0	0-0	0-0	0	0	0	0	0	0	0	1
Alibegovic	0-2	0-2	0-0	1	2	0	0	0	0	0	6
De La Rosa	0-0	0-0	0-0	0	0	0	0	0	0	0	4
Ndaye	0-0	0-0	0-0	0	0	0	0	0	0	0	1
Team				1							
<b>Totals</b>	<b>27-59</b>	<b>3-17</b>	<b>7-11</b>	<b>32</b>	<b>21</b>	<b>64</b>	<b>6</b>	<b>10</b>	<b>2</b>	<b>7</b>	<b>200</b>

## MOUNTAIN WEST-RECORD 16-TIME CONFERENCE CHAMPIONS

(8) SDSU	FG	3FG	FT	R	F	TP	A	TO	B	S	MP
Spencer*	4-6	0-0	2-4	7	1	10	0	2	1	2	22
Polee II*	5-7	5-7	0-1	3	1	15	0	1	0	3	19
Shepard*	1-8	0-3	5-6	5	4	7	1	4	0	1	26
O'Brien*	8-12	0-0	2-2	4	1	18	2	4	0	0	34
Quinn*	1-6	0-3	0-1	2	2	2	5	1	0	0	19
Chol	0-1	0-0	0-0	5	1	0	1	0	0	0	9
Allen	0-0	0-0	0-0	0	0	0	0	0	0	0	0+
Kell	0-4	0-3	6-12	3	2	6	1	1	0	0	21
Pope	2-4	0-1	2-4	7	0	6	1	1	1	0	24
Shrigley	4-5	4-5	0-0	2	0	12	1	0	0	0	26
Team				2				1			
<b>Totals</b>	<b>25-53</b>	<b>9-22</b>	<b>17-30</b>	<b>40</b>	<b>12</b>	<b>76</b>	<b>12</b>	<b>13</b>	<b>3</b>	<b>5</b>	<b>200</b>

**Halftime:** San Diego State 40, St. John's 33. **FG%:** San Diego State 47.2, St. John's 45.8. **3FG%:** San Diego State 40.9, St. John's 17.6. **FT%:** St. John's 63.6, San Diego State 56.7. **Officials:** Bryan Kersey, Lamont Simpson, Thomas O'Neill. **Technical:** None.

## 2015 NCAA Tournament (Second Round)

### No. 4/5 Duke 68, San Diego State 49

March 22, 2015 • Charlotte, N.C.  
Time Warner Cable Arena • Att.: 18,482

**CHARLOTTE, N.C.** - Eighth-seeded San Diego State could not solve top-seeded Duke's front line

# National Postseason Tournaments



MOUNTAIN WEST-RECORD 16-TIME CONFERENCE CHAMPIONS

triple-double in school history.

The forward was responsible for eight of the Aztecs' 10 first-half assists, which helped San Diego State jump out to a 40-22 lead at halftime. In the first half alone, SDSU made 53.3 percent of its attempts from the field, while holding the Mastodons to 27.6-percent shooting.

In the second half, San Diego State matched its first-half shooting effort, making an identical 16-of-30 shots from the field. Defensively, IPFW made a few more shots than it did in the first, but it was not enough as the Aztecs enjoyed a lead no smaller than 19 points in the final 20 minutes.

Joining Shepard in double figures in scoring was Malik Pope, who had 15 points and eight rebounds, and Dakarai Allen, who finished with 10 points.

(7) IPFW	FG	3FG	FT	R	F	TP	A	TO	B	S	MP
Reed*	5-13	0-4	7-7	5	2	17	0	5	0	1	33
Kaloun*	1-5	0-0	0-0	1	2	2	1	2	4	0	18
Konchar*	4-9	0-2	2-2	18	1	10	4	1	0	6	40
Landis*	5-15	4-9	0-0	3	4	14	1	6	0	1	38
Calder*	0-10	0-5	0-0	2	2	0	2	1	0	0	32
Stewart	2-4	1-2	0-0	1	4	5	0	0	0	1	24
Ruise Jr.	1-3	1-1	1-2	1	1	4	1	1	0	0	8
Harrell	1-1	1-1	0-0	0	0	3	0	0	0	0	1
Talla	0-1	0-1	0-0	0	0	0	0	0	0	0	5
Pouther	0-0	0-0	0-0	0	0	0	0	0	0	0	1
Team				1							
<b>Totals</b>	<b>19-61</b>	<b>7-25</b>	<b>10-11</b>	<b>32</b>	<b>16</b>	<b>55</b>	<b>9</b>	<b>16</b>	<b>4</b>	<b>9</b>	<b>200</b>

(2) SDSU	FG	3FG	FT	R	F	TP	A	TO	B	S	MP
Spencer*	0-1	0-0	0-0	3	0	0	0	1	2	1	15
Shepard*	4-10	0-2	2-2	10	0	10	12	6	0	2	36
Pope*	6-10	3-4	0-0	8	0	15	0	0	2	0	25
Allen*	5-9	0-1	0-0	2	1	10	1	1	1	0	19
Kell*	3-7	2-5	0-1	3	1	8	0	0	0	0	20
Chol	3-3	0-0	1-2	2	2	7	0	0	0	0	14
Williams	0-0	0-0	0-0	0	2	0	0	0	0	0	9
Cheatham	4-5	0-0	1-2	4	3	9	1	5	1	0	16
Perez	1-2	0-1	0-0	0	0	2	0	0	0	2	5
Shrigley	2-5	2-4	0-1	2	1	6	2	0	1	0	18
U'u	0-1	0-0	0-0	0	2	0	1	1	0	0	3
Federico	1-1	1-1	0-0	0	0	3	0	0	0	0	3
Hemsley	3-6	1-4	2-2	2	2	9	1	0	0	1	17
Team				1							
<b>Totals</b>	<b>32-60</b>	<b>9-22</b>	<b>6-10</b>	<b>37</b>	<b>14</b>	<b>79</b>	<b>18</b>	<b>14</b>	<b>7</b>	<b>6</b>	<b>200</b>

Halftime: San Diego State 40, IPFW 22. FG%: San Diego State 53.3, IPFW 31.1. 3FG%: San Diego State 40.9, IPFW 28.0. FT%: IPFW 90.9, San Diego State 60.0. Officials: Mike Scyphers, D.G. Nelson, Deron White. Technicals: None.

## 2016 NIT (Second Round)

### San Diego State 93, Washington 78

March 21, 2016 • San Diego, Calif.  
Viejas Arena • Att.: 12,414

SAN DIEGO - San Diego State ended the first half on an 18-5 run, turning a three-point SDSU lead into a 16-point cushion and then fended off a second-half Washington run to defeat the visiting Huskies, 93-78, in front of a sold-out Viejas Arena crowd.

The Aztecs led by 11 points midway through the first half only to have Washington embark on a 12-4 run to trail, 27-24, with 5:19 left. SDSU, however, answered with a three-pointer from Malik Pope and a dunk from Skylar Spencer to jump start the aforementioned 18-5 run, which was punctuated by a Matt Shrigley trey with five seconds left to give the Aztecs a 45-29 lead at halftime.

San Diego State kept its double-digit lead intact for more than the first 10 minutes of the second half. It was when the clock dipped under 12 minutes to play, however, when the Huskies made their run at the Aztecs.

After Angelo Chol made two free throws, Marquese Chris threw down a dunk to pull Washington to within 16 points. Eight combined misses from both teams highlighted the next minute and a half before Dejourne Murray made a layup to end the drought for both teams.

Washington's four unanswered points turned into an 11-0 run that made it a 69-64 game with 7:21 left in the second half. The Aztecs weathered the storm and had an answer for each Huskies basket and eventually built an 11-point lead with 3:28 to go before winning by 15.

(3) UW	FG	3FG	FT	R	F	TP	A	TO	B	S	MP
Chris*	6-14	1-2	6-7	4	5	19	0	0	2	2	21
Thybulle*	2-3	0-1	0-0	2	4	4	1	0	1	0	20
Dime*	1-1	0-0	0-0	1	4	2	0	0	1	0	10
Murray*	8-23	0-3	4-6	9	3	20	5	2	0	3	36
Andrews*	4-13	1-3	8-11	2	1	17	6	4	0	1	37
Crisp	0-3	0-2	0-0	3	1	0	1	1	0	1	15
Green	2-4	2-2	3-6	3	4	9	0	0	1	0	28
Duruisseau	3-6	0-1	1-1	8	3	7	0	0	1	0	30
Dorsey	0-1	0-1	0-0	1	1	0	0	0	0	0	3
Team				5							

Totals	26-68	4-15	22-31	38	26	78	13	7	6	7	200
(2) SDSU	FG	3FG	FT	R	F	TP	A	TO	B	S	MP
Spencer*	3-3	0-0	0-3	5	3	6	2	0	4	0	26
Shepard*	7-12	0-0	6-6	10	3	20	4	4	0	1	34
Pope*	3-8	1-2	3-6	12	2	10	0	1	1	0	32
Allen*	3-8	0-1	4-5	4	2	10	0	0	0	0	21
Kell*	5-12	2-3	4-4	0	3	16	0	3	0	0	21
Chol	0-2	0-0	2-2	3	0	2	0	1	0	0	7
Cheatham	1-2	0-0	2-2	4	1	4	0	2	0	0	14
Shrigley	4-5	4-4	0-0	0	2	12	0	0	0	0	19
Hemsley	4-15	0-2	5-8	1	5	13	5	0	1	1	26
Team				9							
<b>Totals</b>	<b>30-67</b>	<b>7-12</b>	<b>26-36</b>	<b>48</b>	<b>21</b>	<b>93</b>	<b>11</b>	<b>11</b>	<b>6</b>	<b>2</b>	<b>200</b>

Halftime: San Diego State 45, Washington 29. FG%: San Diego State 44.8, Washington 38.2. 3FG%: San Diego State 58.3, Washington 26.7. FT%: San Diego State 72.2, Washington 71.0. Officials: Michael Irving, David Hall, Deldre Carr. Technicals: Team - Washington.

## 2016 NIT (Quarterfinal)

### San Diego State 72, Georgia Tech 56

March 23, 2016 • San Diego, Calif.  
Viejas Arena • Att.: 12,414

SAN DIEGO - Second-seeded San Diego State went on a 12-4 run that took five minutes off the clock midway through the second half, which opened a 13-point lead, to defeat fourth-seeded Georgia Tech, 72-56, in the quarterfinal round of the NIT inside a sold-out Viejas Arena.

The Aztecs led the Yellow Jackets, 50-45, with 9:57 to go in the game and the score held for the next 1:31 until Dakarai Allen made one free throw. The point was the beginning of the previously mentioned 12-4 run, which helped create the separation SDSU needed to earn a trip to Madison Square Garden.

The Allen free throw led to a jumper from Jeremy Hemsley and a three-pointer from Trey Kell to push the lead to 11. The end of the run culminated in a pair of Allen free throws, which put San Diego State up, 62-49, with 3:30 to play. The Aztecs led by double digits the rest of the way in winning their 28th game of the 2015-16 season.

(4) GT	FG	3FG	FT	R	F	TP	A	TO	B	S	MP
Mitchell*	5-8	0-0	2-4	12	5	12	0	2	0	0	30
Stephens*	0-2	0-2	0-0	4	4	0	1	1	0	0	20
Jacobs*	4-9	0-0	0-0	3	2	8	0	3	2	0	28
Smith*	3-11	0-4	0-0	0	1	6	2	0	1	0	32
Georges-Hunt*	6-14	2-4	4-4	6	1	18	3	2	1	1	38
Jackson	2-2	0-0	2-2	0	0	6	0	0	0	1	13
Heath	1-1	0-0	1-2	0	1	3	2	0	0	1	20
White	0-1	0-0	0-0	2	3	0	0	0	0	0	10
Lammers	1-2	0-0	1-2	1	0	3	0	1	1	0	9
Team				2				4			
<b>Totals</b>	<b>22-50</b>	<b>2-10</b>	<b>10-14</b>	<b>30</b>	<b>17</b>	<b>56</b>	<b>8</b>	<b>13</b>	<b>5</b>	<b>3</b>	<b>200</b>

(2) SDSU	FG	3FG	FT	R	F	TP	A	TO	B	S	MP
Spencer*	4-4	0-0	0-3	2	2	8	0	0	3	1	25
Shepard*	4-10	0-0	4-6	5	0	12	2	0	0	0	31
Pope*	4-14	1-5	1-2	10	1	10	0	0	1	0	27
Allen*	0-2	0-0	3-4	4	0	3	3	1	0	4	31
Kell*	7-12	4-5	0-0	2	2	18	0	3	0	0	31
Chol	3-6	0-0	0-0	2	2	6	2	0	0	0	15
Cheatham	2-3	0-0	2-2	2	2	6	1	2	1	0	13
Shrigley	0-2	0-2	0-0	1	0	0	0	0	0	0	9
Hemsley	4-9	1-2	0-0	0	0	9	0	0	0	0	18
Team				4							
<b>Totals</b>	<b>28-62</b>	<b>6-14</b>	<b>10-17</b>	<b>32</b>	<b>9</b>	<b>72</b>	<b>8</b>	<b>6</b>	<b>4</b>	<b>6</b>	<b>200</b>

Halftime: San Diego State 31, Georgia Tech 31. FG%: San Diego State 45.2, Georgia Tech 44.0. 3FG%: San Diego State 42.9, Georgia Tech 20.0. FT%: Georgia Tech 71.4, San Diego State 58.8. Officials: Kevin Brill, Tommy Nunez, Larry Spaulding. Technicals: None.

## 2016 NIT (Semifinal)

### George Washington 65, San Diego State 46

March 29, 2016 • New York, N.Y.  
Madison Square Garden • Att.: 8,298

NEW YORK - Second-seeded SDSU saw its season come to an end as it fell to fourth-seeded George Washington, 65-46, in the NIT semifinals.

The Aztecs struggled shooting, which denied them a trip to the championship game for the second straight time in the NIT (2009).

SDSU's woes from the outside put them in a tough position at halftime as it trailed the Colonels, 35-20. In the first 20 minutes, the Aztecs connected on just 6-of-25 from the floor, including a 1-for-9 effort from three-point distance. On the other end of the floor, San Diego State did an admirable job, holding GW to 38.9 percent from the field.

The second half was just a tad bit better offensively for SDSU, but a lot better

for George Washington. In the final 20 minutes, the Aztecs shot 32.4 percent from the field, but allowed the Colonels to knock down 12 of their 25 attempts or 48.0 percent.

San Diego State was only outscored by four points in the second half, but its first-half deficit was too much to overcome.

(4) GW	FG	3FG	FT	R	F	TP	A	TO	B	S	MP
Larsen*	3-8	0-2	1-2	4	3	7	1	2	1	0	29
Cavanaugh*	7-15	2-5	4-4	11	1	20	2	1	1	1	36
Watanabe*	3-8	2-4	0-0	8	2	8	2	0	1	1	33
Garino*	6-12	1-4	0-0	5	2	13	1	1	1	0	29
McDonald*	4-7	0-0	1-3	4	2	9	6	1	0	2	31
Mitola	2-4	2-2	0-0	3	1	6	3	1	0	0	14
Jorgensen	1-5	0-2	0-0	1	1	2	1	0	0	0	11
Swan	0-0	0-0	0-0	0	1	0	0	0	0	0	3
Roland	0-0	0-0	0-0	0	0	0	0	0	0	0	3
Hart	0-2	0-0	0-0	2	2	0	1	0	0	0	10
Goss	0-0	0-0	0-0	0	0	0	0	0	0	0	1
Team				3							
<b>Totals</b>	<b>26-61</b>	<b>7-19</b>	<b>6-9</b>	<b>41</b>	<b>15</b>	<b>65</b>	<b>17</b>	<b>6</b>	<b>4</b>	<b>4</b>	<b>200</b>

(2) SDSU	FG	3FG	FT	R	F	TP	A	TO	B	S	MP
Shepard*	3-13	0-4	1-2	3	0	7	3	1	0	0	35
Pope*	1-5	0-2	0-0	5	2	2	2				



# National Postseason Tournaments



MOUNTAIN WEST-RECORD 16-TIME CONFERENCE CHAMPIONS

Hemsley	2-5	0-2	0-0	2	3	4	0	1	1	2	19
Rooks	0-0	0-0	1-2	1	0	1	0	0	0	0	9
Team											
Totals	20-54	4-16	21-35	44	19	65	11	12	5	4	200

(6) UH	FG	3FG	FT	R	F	TP	A	TO	S	B	MP
Davis*	4-14	0-0	1-2	9	5	9	0	0	0	0	27
Brady*	0-0	0-0	0-0	2	1	0	0	0	0	0	11
Davis Jr.*	2-10	0-5	5-5	4	2	9	2	1	0	1	38
Robinson Jr.*	2-3	1-1	0-0	2	4	5	2	1	0	0	24
Gray*	12-25	4-6	11-15	8	2	39	0	4	0	1	36
Harris Jr.	1-1	0-0	0-0	1	1	2	0	0	0	0	3
Brooks	0-4	0-1	0-0	7	2	0	0	0	1	0	22
Zanna	0-1	0-0	1-2	1	3	1	0	0	0	1	27
Grant	0-0	0-0	0-0	0	0	0	0	0	0	0	1
White Jr.	1-1	0-0	0-0	2	5	2	0	1	0	0	11
Team											
Totals	22-59	5-13	18-24	39	25	67	5	7	1	3	200

Halftime: Houston 39, San Diego State 29. FG%: Houston 37.3, San Diego State 37.0. 3FG%: Houston 38.5, San Diego State 25.0. FT%: Houston 75.0, San Diego State 60.0. Officials: Anthony Jordan, Kelly Pfeifer, Larry Spaulding. Technicals: none.

## 2021 NCAA Tournament (First Round)

### Syracuse 78, No. 16/18 San Diego State 62

March 19, 2021 • Indianapolis, Ind.  
Hinkle Fieldhouse • Att.: 0

INDIANAPOLIS - The decades-old zone defense of Syracuse coach Jim Boeheim claimed another frustrated victim Friday night.

The No. 11 seed Orange held 6-seeded San Diego State without a field goal for nearly a quarter of the game, Buddy Boeheim hit seven 3-pointers and finished with 30 points, and Syracuse cruised to a 78-62 victory.

Boeheim finished 7-of-10 from beyond the arc and 11-of-15 from the field, and Marek Dolezaj added 11 points, as Syracuse advanced to play third-seeded West Virginia or No. 14 seed Morehead State for a spot in the Sweet 16.

The Orange were trailing 18-14 midway through the first half when they clamped down on defense, holding San Diego State without a field goal the rest of the half. And when the Aztecs threatened to trim their deficit to less than 10 early in the second half, the son of the Syracuse coach was there to provide an answer.

Boeheim hit three quick threes to put the game out of reach.

Jordan Schakel had 17 points, but the nation's third-best 3-point shooter was just 5-of-13 from distance. Matt Mitchell also had 17 points on 8-of-19 shooting.

SDSU made it clear from the moment it put up three treys on its first couple of possessions that the plan was to break Syracuse's zone by shooting over the top.

Problem was the Aztecs didn't make many.

Beginning with Boeheim's own 3-pointer with 9:17 left, the Aztecs never scored again in the first half. They missed their final 10 attempts from beyond the arc, finished 3 of 20 from the 3-point line in the first half, and even missed the front end of a one-and-one with a few seconds left before the break.

"Buddy Buckets" nearly outsourced San Diego State by himself. Boeheim had 12 points as Syracuse built a 32-18 halftime lead; it was the fewest points Dutcher's high-scoring, perimeter-oriented team had scored in a half all season.

Schakel got a 3-pointer to go right out of halftime, giving the San Diego State fans a long-awaited reason to cheer. But the Aztecs promptly went into another long slump, and the Orange' built a 56-30 lead before coasting to the finish.

(11) Syracuse	FG	3FG	FT	R	F	TP	A	TO	S	B	MP
Guerrier	* 1-4	0-1	1-2	4	2	3	0	2	0	0	28
Dolezaj	* 3-4	0-0	5-5	4	3	11	5	2	2	2	34
Griffin	* 0-2	0-1	0-0	1	1	0	1	1	0	1	15
Girard III	* 3-10	3-8	3-3	6	2	12	7	4	0	0	28
Boeheim	* 11-15	7-10	1-1	4	2	30	0	1	0	0	35
Braswell	* 3-5	2-4	1-2	2	1	9	0	0	2	2	25
Richmond	* 3-5	2-2	0-0	2	2	8	1	2	2	2	16
Edwards	1-1	0-0	0-0	5	2	2	0	0	0	1	16
Ajak	0-0	0-0	0-0	0	0	0	0	0	0	0	0+
Newton	1-1	1-1	0-0	0	3	0	0	0	0	0	0+
Owens	0-0	0-0	0-0	0	0	0	0	0	0	0	0+
Team											
Totals	26-47	15-27	11-13	34	15	78	14	12	0	8	200

(6) SDSU	FG	3FG	FT	R	F	TP	A	TO	S	B	MP
Mitchell	* 8-19	1-9	0-1	8	3	17	4	1	0	0	36
Mensah	* 2-3	0-0	1-3	5	4	5	0	0	1	1	23
Gomez	* 1-7	1-7	0-0	1	3	0	1	0	0	0	22
Pulliam	* 3-7	2-3	0-0	4	4	8	6	1	3	0	26
Schakel	* 6-16	5-13	0-0	5	0	17	1	0	0	0	37
Seiko	0-3	0-3	0-0	1	1	0	1	0	0	0	16
Tomaic	1-2	0-0	0-1	0	2	1	0	0	0	0	15
Johnson	1-3	0-0	1-1	3	1	3	0	1	1	0	11
Butler	0-5	0-3	1-2	2	0	1	2	0	0	0	11
Dimwiddie	1-1	1-1	0-0	0	3	0	0	0	0	0	0+
Evans	1-1	1-1	0-0	0	3	0	0	0	0	0	0+
Alger	0-0	0-0	0-0	0	0	0	0	0	0	0	0+
Barnett	0-0	0-0	0-0	0	0	0	0	0	0	0	0+
Team											
Totals	27-64	5-19	10-17	32	20	69	14	16	7	6	225

Totals	24-67	11-40	3-7	33	14	62	16	5	6	1	200
--------	-------	-------	-----	----	----	----	----	---	---	---	-----

Halftime: Syracuse 32, San Diego State 18. FG%: Syracuse 55.3, San Diego State 35.8. 3FG%: Syracuse 55.6, San Diego State 27.5. FT%: Syracuse 84.6, San Diego State 42.9. Officials: Chris Rastatter, Kelly Pfeifer, Clarence Armstrong. Technicals: none.

## 2022 NCAA Tournament (First Round)

### Creighton 72, San Diego State 69

March 17, 2022 • Fort Worth, Texas  
Dickies Arena • Att.: 10,560

FORT WORTH, Texas - Trey Alexander converted a go-ahead, three-point play late in overtime, and Creighton rallied for a 72-69 victory over San Diego State in an NCAA Tournament opener Thursday night.

The Bluejays hadn't led since the first five minutes of the game when Alexander, who also had the tying bucket late in regulation, drove right and was fouled on the layup. The free throw put Creighton ahead 71-69 with 1:08 remaining.

Down by two, the Aztecs had the ball with 4.3 seconds left when Matt Bradley inbounded to Aguek Arop, then ran around him for the handoff. Bradley lost control of the ball before getting a shot off, and Creighton secured it with 0.8 to go.

Alexander scored 18 points, and Ryan Kalkbrenner had 16 points and 10 rebounds before leaving with an apparent left leg injury in overtime.

The ninth-seeded Bluejays (23-11) will play Saturday against the winner between Kansas, the top seed in the Midwest Region, and Texas Southern. Creighton reached the Sweet 16 last year.

Chad Baker-Mazara scored 15 of his 17 points in the first half for the Aztecs (23-9), who were in position for their first tournament win since 2015. Gus Bradley added 15.

Bradley had a chance to give San Diego State the lead on free throws with 6.4 seconds left in regulation when Alex O'Connell fouled him on a drive. Bradley missed the front end of a one-and-one, and Arthur Kaluma dribbled the length of the court before lofting an air ball from the baseline as time expired.

The Aztecs had led by at least five points since the middle of the first half when O'Connell hit just the second 3-pointer of the game for Creighton to get the Bluejays within four just inside the two-minute mark.

After a steal led to a layup from Kalkbrenner, Creighton forced another turnover before getting two shots blocked at the other end. The Bluejays thought they had the tying basket on another steal after the second block, but an official ruled San Diego State called timeout.

That ruling was reversed on replay, and Alexander hit the tying layup with 11 seconds to go.

Kalkbrenner went down and grimaced after a posting up Arop as they made contact with each other early in overtime. The 7-foot-1 sophomore got up, tried to take a couple of steps and went back down, holding his left knee. After several minutes, Kalkbrenner was helped off the floor without putting weight on his left leg.

Baker-Mazara had a bucket and a three-point play during a 7-2 run that gave the Aztecs their first double-digit lead in the first half, then converted a four-point play to get the margin back to double digits at 27-15.

(9) Creighton	FG	3FG	FT	R	F	TP	A	TO	S	B	MP
Kaluma	* 3-10	1-6	5-6	6	4	12	1	5	1	0	44
Hawkins	* 4-11	0-3	2-3	8	2	10	1	6	3	0	45
Kalkbrenner	* 5-8	0-0	6-6	10	1	16	3	0	1	0	40
O'Connell	* 6-11	1-3	2-2	8	5	15	2	3	1	0	41
Alexander	* 7-15	0-2	4-5	4	4	18	5	4	2	0	29
Andronikashvili	0-1	0-0	0-0	3	1	0	1	2	0	0	20
Fezzell	0-0	0-0	1-2	0	0	1	1	0	1	0	6
Team											
Totals	25-56	2-14	20-24	41	17	72	14	20	9	0	225

(8) SDSU	FG	3FG	FT	R	F	TP	A	TO	S	B	MP
Johnson	* 3-5	0-2	0-0	2	1	6	2	1	1	1	26
Mensah	* 0-1	0-0	0-0	2	5	0	0	0	0	2	13
Bradley	* 6-19	0-5	4-7	8	4	16	3	4	0	1	36
Pulliam	* 6-14	2-2	0-2	3	1	14	3	5	2	0	37
Butler	* 1-2	1-2	0-0	6	4	3	2	2	0	0	17
Seiko	2-5	1-4	0-0	2	0	5	0	2	1	0	29
Arop	3-7	1-0	0-1	2	1	6	2	0	3	1	31
Diabate	1-2	0-0	0-1	2	2	1	0	0	0	1	11
Baker-Mazara	5-8	1-2	6-7	3	1	17	1	1	0	0	17
Tomaic	0-1	0-1	0-0	1	1	0	0	0	0	0	10
Team											
Totals	27-64	5-19	10-17	32	20	69	14	16	7	6	225

Halftime: San Diego State 37, Creighton 30. FG%: Creighton 44.6, San Diego State 42.2. 3FG%: San Diego State 26.3, Creighton 14.3. FT%: Creighton 83.3, San Diego State 58.8. Officials: Brian Dorsey, Brent Hampton, Vlad Voyard-Tadai. Technicals: none.

## 2023 NCAA Tournament (First Round)

### No. 18/18 San Diego State 63, Charleston 57

March 16, 2023 • Orlando, Fla.  
Amway Center • Att.: 16,650

ORLANDO, Fla. -- Matt Bradley scored 17 points, including two free throws in the final minute, and No. 5 seed San Diego State held on to beat 12th-seeded College of Charleston 63-57 in the first round of the NCAA Tournament on Thursday.

The victory was a measure of redemption for Bradley, whose turnover in the waning seconds of overtime last year cost the Aztecs in a three-point loss to Creighton.

The senior provided pivotal plays down the stretch in this one, helping the Aztecs (28-6) win their first game in the Big Dance since 2015. They ended a four-game losing streak in the tournament and snapped an 11-game skid for the Mountain West Conference.

"Everybody makes us aware of (the losing streak)," San Diego State coach Brian Dutcher said. "The thing that you can't lose sight of is every team and every season is different. You know, there is no history."

"This team is creating its own history right now," Dutcher continued. "So there are some returning players off our last year's team that experienced some things that were disappointing, but you learn from that. And so we're not worried about past failures or successes. We're only focused on the moment, and that's how you win games."

The Cougars (31-4) lost for the first time in six weeks and have not won an NCAA tournament game since 1997.

San Diego State advanced to face 13th-seeded Furman in the South Region at the Amway Center on Saturday. The Paladins used a late steal and 3-pointer to stun No. 4 seed Virginia four years to the day since the Cavaliers became the first and only No. 1 seed to lose in the opening round.

Charleston looked to provide another upset in Orlando, but coach Pat Kelsey's scrappy team simply couldn't do enough down the stretch.

San Diego State did.

Bradley scored on a driving layup coming out of a timeout with 2:37 to play, breaking a tie and ending a nearly 3-minute scoring drought for the Aztecs. Micah Parrish followed with a huge 3-pointer, giving them a little breathing room in the final minutes.

Charleston looked like it might be able to rally, but Jaylon Scott was called for a foul as Bradley shot a 3. He hit two of three from the charity stripe to essentially seal it.

Ante Brzovic led Charleston with 12 points and eight rebounds. Ryan Larson added 11 points, and seventh-year senior Dalton Bolon finished his college career with 10 points.

Bradley, one of four senior starters for San Diego State, chipped in seven rebounds and four assists.

### BIG PICTURE

San Diego State: The Aztecs salvaged what looked to be another rough start for the Mountain West. Nevada lost in a play-in game Wednesday night to extend the league's losing skid to double digits, and Utah State made it 11 straight with a loss to Missouri early Thursday. But the conference champs stepped up and got the league back in the win column.

(12) Charleston	FG	3FG	FT	R	F	TP	A	TO	S	B	MP
Brzovic	* 5-13	0-4	2-2	8	2	12	1	2	2	1	30
Smith	* 1-7	1-6	4-4	0	1	7	0	0	1	0	25
Bolon	* 3-11	2-5	2-2	4	2	10	1	2	0	0	20
Larson	* 4-12	1-6	2-2	3	3	11	1	1	1	0	29
Scott	* 3-6	0-1	3-5	7	3	9	4	0	1	0	31
Robinson III	0-4	0-1	0-0	0	0	0	1	1	1	0	14
Burnham	0-1	0-0	3-4	4	3	3	0	2	1	0	18
Faye	1-1	0-0	0-0	2	3	2	1	1	0	1	10
Horton	1-1	1-1	0-0	3	1	3	0	1	2	0	22
Team											
Totals	18-56	5-24	16-19	34	18	57	9	10	9	2	200

(5) SDSU	FG	3FG	FT	R	F	TP	A	TO	S	B	MP
Johnson	* 3-7										

# National Postseason Tournaments



MOUNTAIN WEST-RECORD 16-TIME CONFERENCE CHAMPIONS

## 2023 NCAA Tournament (Second Round)

**No. 18/18 San Diego State 75, Furman 52**  
 March 18, 2023 • Orlando, Fla.  
 Amway Center • Att.: 17,298

ORLANDO, Fla. -- San Diego State had little trouble ending the run of March Madness darling Furman, getting 16 points from Micah Parrish to pace a balanced scoring attack and pulling away for a 75-52 win on Saturday in the second round of the NCAA Tournament.

Darrion Trammell had 13 points, Lamont Butler added 12 and leading scorer Matt Bradley finished with 10 for San Diego State (29-6), which is heading to its first Sweet 16 since 2004.

The fifth-seeded Aztecs have won 11 of their past 13 games and will play top overall seed Alabama next week in the South Region semifinals in Louisville, Kentucky.

"You should play your best at the end of the season, and we're playing our best basketball at the end of the season," coach Brian Dutcher said.

"Obviously we hang our hat on defense. That's the one thing that we do every game," Dutcher added. "Then when we get the opportunity, we start making shots and play good offensively, then we're very good."

San Diego State is the first Mountain West Conference team to reach the Sweet 16 since Nevada in 2018. It'll be the third regional semifinal appearance for the Aztecs and the seventh for the Mountain West overall.

Two days after shrugging off cold shooting and overcoming a 12-point, second-half deficit to shock No. 4 seed Virginia 68-67 on JP Pegues' bracket-busting 3-pointer, Furman was outmuscled and gradually worn down by the much more physical Aztecs.

San Diego State led 39-25 at the half, getting 14 points off the bench from Parrish and limiting Furman to one field goal over the final 11 minutes leading into the break.

The Aztecs took control during a 15-0 run that turned a two-point deficit into a 30-17 lead. Furman missed seven straight shots and turned the ball over four times during a 9:56 field goal drought that dumped the Paladins into the big halftime hole.

Southern Conference player and the year Jalen Slawson picked up his fourth foul with 16:27 remaining and fouled out shortly after returning midway through the second half. The super senior stomped the floor in frustration, drawing a technical foul that gave San Diego State a pair of free throws that put the Aztecs up 60-37.

Mike Bothwell led the 13th-seeded Paladins (28-8) with 15 points. Alex Williams had 11 and Pegues finished with 11 as Furman shot 32%, including 6 of 26 from 3-point range.

Like Slawson, Bothwell is a super senior who returned to Furman for a fifth season after the Paladins were denied the Southern Conference's automatic NCAA Tournament berth by a buzzer-beater in their league championship game.

[13] Furman	FG	3FG	FT	R	F	TP	A	TO	S	B	MP
Hien	* 1-4	0-1	1-2	3	1	3	1	1	1	0	23
Slawson	* 2-5	1-2	3-3	2	6	8	1	4	0	1	20
Pegues	* 3-15	2-8	2-2	0	0	10	0	2	0	0	34
Bothwell	* 4-9	1-4	6-9	2	0	15	0	1	1	0	38
Foster	* 1-6	1-6	2-2	4	3	5	4	0	0	1	30
Williams	5-7	1-2	0-0	1	1	11	0	1	1	0	20
Hughey	0-1	0-1	0-0	2	2	0	0	0	0	0	12
VanderWal	0-1	0-0	0-0	2	3	0	0	0	0	0	16
Whitt	0-2	0-2	0-0	1	1	0	1	0	0	0	7
Lister	0-0	0-0	0-0	0	0	0	0	0	0	0	0+
TEAM				7				0			
<b>Totals</b>	<b>16-50</b>	<b>6-26</b>	<b>14-18</b>	<b>24</b>	<b>17</b>	<b>52</b>	<b>7</b>	<b>9</b>	<b>3</b>	<b>3</b>	<b>200</b>

[5] SDSU	FG	3FG	FT	R	F	TP	A	TO	S	B	MP
Johnson	* 3-3	0-0	1-3	3	2	7	2	1	0	0	17
Mensah	* 3-3	0-0	0-0	9	2	6	1	0	0	2	23
Butler	* 5-10	0-3	2-2	6	3	12	6	2	2	0	26
Trammell	* 4-9	3-6	2-2	2	3	13	2	1	1	0	25
Bradley	* 3-10	0-3	4-5	3	2	10	2	1	1	1	28
Seiko	1-3	0-2	0-0	1	0	2	0	0	0	0	16
Parrish	6-11	2-5	2-2	6	3	16	0	4	0	1	21
LeDee	1-4	0-0	0-0	4	2	2	2	0	1	0	17
Arop	2-4	0-0	0-0	3	1	4	2	0	0	2	20
Barnett	1-1	1-1	0-0	0	0	3	0	0	0	0	2
Johnson Jr.	0-0	0-0	0-0	0	0	0	0	0	0	0	2
Alger	0-0	0-0	0-0	0	0	0	0	0	0	0	2
Saunders	0-0	0-0	0-0	0	0	0	0	0	0	0	2
TEAM				4				0			
<b>Totals</b>	<b>29-58</b>	<b>6-20</b>	<b>11-14</b>	<b>41</b>	<b>18</b>	<b>75</b>	<b>17</b>	<b>10</b>	<b>5</b>	<b>6</b>	<b>200</b>

Halftime: San Diego State 39, Furman 25. FG%: San Diego State 50.0, Furman 32.0. 3FG%: San Diego State 30.0, Furman 23.1. FT%: San Diego State 78.6, Furman 77.8. Officials: Patrick Adams, Michael Reed, Anthony Chiazza. Technicals: Slawson (Furman).

## 2023 NCAA Tournament (Sweet 16)

**No. 18/18 San Diego State 71**  
**No. 1/2 Alabama 64**  
 March 24, 2023 • Louisville, Ky.  
 KFC Yum! Center • Att.: 20,289

LOUISVILLE, Ky. (AP) San Diego State coach Brian Dutcher has insisted throughout the NCAA Tournament that if his team plays to its strengths, it doesn't matter what the opposition does.

The Aztecs certainly played the way they wanted to against the top overall seed in March Madness.

Darrion Trammell and San Diego State used a dominant defensive performance to knock Alabama out of the tournament, bottling up All-America freshman Brandon Miller in a 71-64 victory in the Sweet 16.

Trammell scored 21 points while Miller, whose outstanding season was marred by off-the-court complications, was held to nine points on 3-of-19 shooting and had six turnovers.

The fifth-seeded Aztecs (30-6) will face either Creighton or Princeton on Sunday in the West Region final as they seek their first Final Four in program history. Roughly 30 minutes later, the tournament's final remaining No. 1 seed, Houston, lost 89-75 to Miami, leaving March Madness without a single top seed among its final eight teams for the first time since seeding began in 1979.

The other top seeds, Purdue and Kansas, lost during the tournament's opening weekend.

"It's just parity," Dutcher said. "That's what it is. There's not a lot of difference between the best team in the country and the worst team in the country. You're seeing that on this stage."

San Diego State trailed 48-39 midway through the second half before going on a 12-0 run and controlling the game from there. The Aztecs finished with eight blocked shots - five by Nathan Mensah - and forced 14 turnovers.

Trammell scored the first eight points of SDSU's big run. He made a 3-pointer, stole the ball from Miller and converted a layup, and then buried another 3.

"We're going to go on our run," Trammell said, "and I just took the opportunities they gave me. I took my shot, and I just made a play on defense. From there, our team was in it. That's when the momentum changed."

So did the Crimson Tide's season.

The March Madness run of Alabama (31-6) was clouded by its response to the Jan. 15 fatal shooting of a 23-year-old woman in Tuscaloosa, which led to capital murder charges against a then-Crimson Tide player, Darius Miles.

Miller was at the scene of the shooting and has not been charged, but police have said in court documents that Miles texted Miller to bring him his gun. Authorities have said Miller is a cooperating witness, and he did not miss any playing time. Miller received armed security protection during the tournament.

Mark Sears had 16 points and Jahvon Quinerly and Charles Bediako scored 10 each for Alabama, which shot 32% overall and a miserable 3 of 27 (11.1%) from 3-point range. The Crimson Tide fell short of the second Elite Eight berth in school history.

"We came to this game prepared as much as we could possibly," Miller said. "I think our shot-making could have been better. Our shot choices could have been better, but it's just that San Diego's a good group of guys. They're vets, so they have a lot of experience. I feel like they came out and played hard."

San Diego State's players knew they had to impose their will on Alabama's deep and gifted roster.

"Alabama's a great team. They have a lot of talented players and individuals," Trammell said. "We knew it was going to be hard. It was a dogfight. Very physical."

Sears' layup got Alabama within 66-64 with 46 seconds remaining, but Matt Bradley made two free throws and Micah Parrish followed by making three of four attempts, including two with 17 seconds left.

After the final buzzer sounded, Aztecs players and coaches rushed the court and hugged each other in a joyous celebration.

Jaedon LeDee finished with 12 points for the Aztecs.

San Diego State shot just 38% overall and was outbounded 52-48, but made clutch shots to rally when Alabama seemed in control behind a faster pace after halftime. A technical foul on Dutcher also seemed to spark his seasoned team, which maintained its physical play and thwarted every attempt by the Tide to rally.

### BLOCK PARTY

Mensah and Johnson had emphatic rejections with San Diego State ahead 53-50.

Both blocks came on layup attempts by Quinerly. Mensah swatted the first and Johnson rejected a subsequent attempt seconds later. Trammell followed with a step-back jumper for a five-point cushion.

### BIG PICTURE

San Diego State: The Aztecs never seemed fazed by Alabama or Miller. More impressive was their resilience when the game seemed to be slipping away.

Alabama: Other than the second-half run that put them ahead briefly, the Crimson Tide seemed out of sorts in multiple ways. The team's reliance on

3-pointers showed its desperation.

[5] SDSU	FG	3FG	FT	R	F	TP	A	TO	S	B	MP
Johnson	* 3-11	0-0	2-2	6	0	8	0	2	1	1	26
Mensah	* 1-3	0-0	2-6	8	1	4	1	1	1	5	22
Butler	* 1-7	0-2	2-4	4	4	4	4	0	3	1	22
Trammell	* 9-16	3-5	0-0	5	1	21	0	1	2	0	30
Bradley	* 2-9	0-2	2-2	1	4	6	0	1	1	0	19
Seiko	3-4	1-2	0-0	1	0	7	1	2	0	0	21
Parrish	2-8	2-6	3-4	8	3	9	3	1	0	0	28
LeDee	5-9	0-0	2-4	6	0	12	0	1	0	1	18
Arop	0-2	0-0	0-0	3	5	0	1	2	1	0	14
TEAM				6				1			
<b>Totals</b>	<b>26-69</b>	<b>6-17</b>	<b>13-22</b>	<b>48</b>	<b>19</b>	<b>71</b>	<b>10</b>	<b>12</b>	<b>9</b>	<b>8</b>	<b>200</b>

[1] Alabama	FG	3FG	FT	R	F	TP	A	TO	S	B	MP
Clawney	* 1-6	0-3	1-1	8	5	3	0	0	2	0	28
Miller	* 3-19	1-10	2-2	11	2	9	3	6	1	1	31
Bediako	* 5-7	0-0	0-0	7	1	10	0	1	0	0	25
Sears	* 4-11	0-5	8-9	10	3	16	2	2	1	0	32
Quinerly	* 4-13	1-3	1-3	3	2	10	3	3	0	0	33
Gurley	3-3	0-0	0-0	2	1	6	1	1	0	3	16
Burnett	0-2	0-1	0-0	2	1	0	0	0	1	0	7
Griffen	1-7	1-5	0-0	3	3	3	0	0	0	1	14
Pringle	2-2	0-0	1-3	4	3	5	0	1	0	0	9
Bradley	0-1	0-0	2-2	0	1	2	1	0	0	0	5
TEAM				2				0			
<b>Totals</b>	<b>23-71</b>	<b>3-27</b>	<b>15-20</b>	<b>52</b>	<b>22</b>	<b>64</b>	<b>10</b>	<b>14</b>	<b>5</b>	<b>5</b>	<b>200</b>

Halftime: San Diego State 28, Alabama 23. FG%: San Diego State 37.7, Alabama 32.4. 3FG%: San Diego State 35.3, Alabama 11.1. FT%: Alabama 75.0, San Diego State 59.1. Officials: Tony Padilla, Don Daily, Marques Pettigrew. Technicals: Bench (San Diego State).

## 2023 NCAA Tournament (Elite 8)

**No. 18/18 San Diego State 57**  
**No. rv/22 Creighton 56**  
 March 26, 2023 • Louisville, Ky.  
 KFC Yum! Center • Att.: 20,051

LOUISVILLE, Ky. - Darrion Trammell converted a go-ahead free throw after he was fouled on a floater with 1.2 seconds left, and San Diego State muscled its way into its first Final Four, grinding out a 57-56 victory over Creighton on Sunday in the NCAA Tournament's South Region final.

Lamont Butler scored 18 points and Trammell had 12 for the fifth-seeded Aztecs (31-6), who slowed down the high-scoring, sixth-seeded Bluejays (24-13) and became the first Mountain West Conference team to reach the national semifinals.

The experienced Aztecs, in their sixth season under coach Brian Dutcher, will play the surprising East Region champion, ninth-seeded Florida Atlantic, on Saturday in Houston for a spot in the national title game.

With the game tied at 56-all on San Diego State's final possession, Trammell drove toward the free-throw line, elevated for the shot and was fouled by Creighton's Ryan Nembhard. Trammell missed the first free throw but converted the second.

"I've been dreaming this my whole life, grateful to be here and thankful to everyone who believed in me," Trammell said.

Creighton's Baylor Scheierman threw the ensuing inbound pass the length of the floor. San Diego State's Aguek Arop and Creighton's Arthur Kaluma both jumped for it and the ball deflected out of bounds. Officials reviewed the play and determined that time had expired, and the celebration was on for the Aztecs.

"I wasn't given an explanation other than there was no time on the clock," Creighton coach Greg McDermott said. "They made no call on the floor but officiating is part of the game and we're not gonna go there."

Scheierman had tied the game at 56-all when he stole an inbounds pass and converted a layup with 34 seconds remaining.

Ryan Kalkbrenner scored 17 points and Scheierman and Kaluma had 12 apiece for the Bluejays, who went 2 of 17 from 3-point range.

The Aztecs, who got this far thanks to defense and physical play, held the Bluejays to 23 second-half points on 28% shooting as they won for the 14th time in 15 games. Creighton shot 40% overall.

San Diego State shot 38% but got clutch baskets from Nathan Mensah, whose jumper gave the Aztecs a 56-54 lead with 1:37 left, and Arop, who made two straight shots for a 54-50 advantage with 3:03 remaining.

Creighton, which beat San Diego State in overtime in the first round of last year's NCAA Tournament, fell just short of joining Big East rival UConn in the Final Four.

The teams didn't appear to share any hard feelings from last year's meeting. They shared a round-trip flight to Hawaii last fall for the Maui Invitational, and there were no dustups during a tight, physical game in which no team led by more than eight points.

### DIVIDED LOYALTIES

Kaluma played against his brother, San Diego State's Adam Seiko. Their parents sat a few rows up at midcourt, sitting quietly before joining Seiko to



# National Postseason Tournaments



MOUNTAIN WEST-RECORD 16-TIME CONFERENCE CHAMPIONS

celebrate.

## BIG PICTURE

Creighton's offense started well enough as the Bluejays built a 33-28 halftime lead and extended their advantage to seven in the second half. But Creighton didn't make a single 3-pointer after halftime.

San Diego State proved again that defense matters, especially since the Aztecs also suffled for points. Their experience as depth showed as Mensah and Arop, who averaged just 6.1 and 4.5 points per game respectively, converted the last three baskets.

[6] Creighton	FG	3FG	FT	R	F	TP	A	TO	S	B	MP
Kaluma	* 4-8	1-3	3-4	5	2	12	1	2	1	0	37
Kalkbrenner	* 8-17	0-1	1-1	6	2	17	0	2	0	2	37
Nembhard	* 3-8	0-3	1-1	4	3	7	1	3	1	0	35
Alexander	* 4-11	0-5	0-0	5	4	8	2	1	0	0	37
Scheieman	* 3-10	1-4	5-5	9	0	12	4	1	1	0	38
King	0-0	0-0	0-0	2	0	0	0	0	0	0	3
Farrabello	0-0	0-0	0-0	1	0	0	1	0	0	0	6
Miller	0-1	0-1	0-0	0	0	0	0	0	0	0	4
Mitchell	0-0	0-0	0-0	0	0	0	0	0	0	0	7
TEAM				5			1				
<b>Totals</b>	<b>22-52</b>	<b>2-17</b>	<b>10-11</b>	<b>37</b>	<b>11</b>	<b>56</b>	<b>9</b>	<b>10</b>	<b>3</b>	<b>2</b>	<b>200</b>

[5] SDSU	FG	3FG	FT	R	F	TP	A	TO	S	B	MP
Johnson	* 2-4	0-1	1-1	5	1	5	1	0	0	0	27
Mensah	* 3-8	0-0	2-2	6	0	8	0	0	0	3	19
Butler	* 8-11	2-2	0-0	2	2	18	0	1	0	0	30
Trammell	* 5-14	1-4	1-2	5	0	12	1	1	0	0	31
Bradley	* 1-8	0-1	0-0	4	0	2	2	1	0	0	20
Seiko	0-1	0-0	0-0	1	0	0	2	1	0	0	23
LeDee	3-9	0-0	0-1	6	2	6	0	2	1	0	20
Arop	3-5	0-0	0-0	3	2	6	0	1	0	0	14
Parrish	0-6	0-5	0-0	3	4	0	0	0	0	0	16
TEAM				2			0				
<b>Totals</b>	<b>25-66</b>	<b>3-13</b>	<b>4-6</b>	<b>37</b>	<b>11</b>	<b>57</b>	<b>6</b>	<b>7</b>	<b>1</b>	<b>3</b>	<b>200</b>

**Halftime:** Creighton 33, San Diego State 28. **FG%:** Creighton 40.0, San Diego State 37.9. **3FG%:** San Diego State 23.1, Creighton 11.8. **FT%:** Creighton 90.9, San Diego State 66.7. **Officials:** Lee Cassell, Joe Lindsay, Michael Irving. **Technical:** None.

## 2023 NCAA Tournament (National Semifinal)

### No. 18/18 San Diego State 72

### No. 25/25 Florida Atlantic 71

April 1, 2023 • Houston, Texas  
NRG Stadium • Att.: 73,860

**HOUSTON** - Lamont Butler made a jumper at the buzzer, sending San Diego State to its first national championship game with a 72-71 win over fellow mid-major Florida Atlantic in the Final Four on Saturday night.

"It's unbelievable," Butler said. "This is what I came here to do. I'm glad the shot went in. I'm just happy for my team right now."

The Aztecs (32-6) appeared to be in trouble as the free-flowing Owls (35-4) picked them apart while building a 14-point lead.

San Diego State got back in it, as it always does, with defense.

The Aztecs shut down FAU and pulled within one when Jaedon LeDee hit a short jumper with 36 seconds left. After FAU's Johnell Davis missed a contested layup, the Aztecs didn't call timeout and got the ball to Butler.

The clock ticking down, Butler dribbled to the baseline, found that cut off and circled back. He stepped back to create a little room and hit a jumper that sent the Aztecs racing out onto the floor - and into Monday's championship game against UConn or Miami.

"The plan was just to get downhill," Butler said. "They cut me off a little bit. I looked up, there was two seconds left, so I got to a shot that I'm comfortable with. And I hit it."

San Diego State's defense has played a key role in its run to the final. It clamped down on four straight opponents to open the NCAA Tournament.

The Aztecs had no answer for the swaggy Owls in the first half, allowing them to hit 5 of 11 from 3-point range to build a 40-33 halftime lead.

FAU stretched the lead to 14 midway through the second half.

Then the Aztecs got gritty.

Contesting nearly every shot and pass while pulling down a string of offensive rebounds, San Diego State rallied into a tie at 65. Matt Bradley led the offense in the second half and finished with 21 points after struggling with his shot in the previous three games.

Alijah Martin kept FAU in it, scoring 19 of his 26 points in the second half, seeming to have an answer for every Aztecs move.

He didn't get a chance for a final one.

[9] FAU	FG	3FG	FT	R	F	TP	A	TO	S	B	MP
Goldin	* 2-4	0-0	1-5	4	4	5	0	1	0	0	22
Davis	* 2-9	0-3	4-4	3	2	8	1	2	2	0	30

Boyd	* 4-8	4-7	0-0	3	2	12	0	1	0	0	28
Greenlee	* 2-6	1-2	0-0	7	0	5	1	0	0	0	27
Martin	* 7-13	3-7	9-10	7	4	26	0	3	1	0	31
Rosado	4-4	0-0	0-0	1	2	8	3	1	1	2	18
Forrest	1-3	0-1	0-0	1	0	2	1	0	0	0	12
Gaffney	1-2	1-1	0-0	3	0	3	0	1	2	0	15
Weatherpoon	0-3	0-1	2-2	2	3	2	0	0	0	0	16
TEAM				3			1				
<b>Totals</b>	<b>23-52</b>	<b>9-22</b>	<b>16-21</b>	<b>34</b>	<b>17</b>	<b>71</b>	<b>6</b>	<b>10</b>	<b>6</b>	<b>2</b>	<b>200</b>

[5] SDSU	FG	3FG	FT	R	F	TP	A	TO	S	B	MP
Johnson	* 1-2	1-1	0-0	5	2	3	2	1	1	0	21
Mensah	* 3-6	0-0	1-1	6	4	7	0	2	0	1	22
Butler	* 3-6	1-1	2-2	2	1	9	3	3	1	0	29
Trammell	* 2-8	1-4	0-0	3	1	5	0	1	1	0	28
Bradley	* 5-12	4-8	7-9	6	2	21	2	1	0	0	32
Seiko	0-0	0-0	0-0	0	0	0	1	0	0	0	12
Parrish	2-6	2-4	0-2	5	2	6	0	0	0	0	21
LeDee	5-12	0-0	2-6	6	3	12	0	0	0	0	14
Arop	4-5	0-0	1-2	2	2	9	0	0	0	1	22
TEAM				0			0				
<b>Totals</b>	<b>25-57</b>	<b>9-18</b>	<b>13-22</b>	<b>35</b>	<b>17</b>	<b>72</b>	<b>8</b>	<b>8</b>	<b>3</b>	<b>2</b>	<b>200</b>

**Halftime:** Florida Atlantic 40, San Diego State 33. **FG%:** Florida Atlantic 44.2, San Diego State 43.9. **3FG%:** San Diego State 50.0, Florida Atlantic 40.9. **FT%:** Florida Atlantic 76.2, San Diego State 59.1. **Officials:** John Higgins, Kip Kissinger, Bert Smith. **Technical:** Parrish (San Diego State).

## 2023 NCAA Tournament (National Championship)

### No. 10/12 Connecticut 76

### No. 18/18 San Diego State 59

April 3, 2023 • Houston, Texas  
NRG Stadium • Att.: 72,423

**HOUSTON** - After six games and 240 minutes of pure dominance that ran through March, then part of April, it finally became clear there was only one thing that could stop the UConn Huskies.

The final buzzer.

The team from Storrs, Connecticut, topped off one of the most impressive March Madness runs in history Monday night, damping down early, then breaking things open late to bring home its fifth national title with a 76-59 victory over San Diego State.

"We knew we were the best team in the tournament going in, and we just had to play to our level," said Dan Hurley, who joined Jim Calhoun and Kevin Ollie as the third coach to lead UConn to a title.

UConn's lanky star forward, Adama Sanogo, won Most Outstanding Player honors, finishing with 17 points and 10 rebounds in the final. Tristen Newton also had a double-double with 19 points and 10 boards.

The Huskies (31-8) became the fifth team since the bracket expanded in 1985 to win all six NCAA Tournament games by double-digits on the way to a championship. They won those six games by an average of an even 20 points, only a fraction less than what North Carolina did in sweeping to the title in 2009.

UConn built a 16-point lead late in the first half, only to see the Aztecs (32-7) trim it to five with 5:19 left. But Jordan Hawkins (16 points), - whose cousin, Angel Reese, won MOP honors the night before to help LSU take the women's title - answered with a 3 to trigger a 9-0 run.

"It's absolutely amazing that we both get this opportunity," Hawkins said. "The family reunion is going to be crazy."

Keshad Johnson scored 14 points for San Diego State, which came up one win shy in this, its first trip to the Final Four. Darrion Trammell and Lamont Butler, he of buzzer-beater fame in the semifinal against Florida Atlantic, had 13 apiece.

San Diego State coach Brian Dutcher was an assistant with Michigan back in the Fab Five days, when the Wolverines lost in the final two years in a row. One of the Fab Five, current Wolverines coach Juwan Howard, was there to console his former coach.

"We had to be at our best. We weren't at our best," Dutcher said. "A lot had to do with UConn."

UConn, the favorite and best-seeded team at No. 4 for this Final Four full of underdogs, set the stage for this win over an 11:07 stretch in the first half during which the Aztecs didn't make a basket. Unable to shoot over or go around this tall, long UConn team, they missed 14 straight shots from the floor.

They went from leading by four to trailing by 11, and when they weren't getting shots blocked (Alex Karaban had three and Sanogo had one) or altered on the inside, they were coming up short - a telltale sign of a team that was out of hops after that 72-71 buzzer-beater win two nights earlier.

UConn fan Bill Murray, whose son is an assistant for the Huskies, was one of the few celebrities on hand to watch them make it five for five in title games. This one marked the last that Jim Nantz would call after 37 years behind the mic.

"The one thing I learned through all of this is, everybody has a dream and everybody has a story to tell. Just try to find that story. Be kind," Nantz said as part of his final sign-off from the Final Four.

He's had a lot of UConn stories to tell over the years, though this certainly wasn't the most dramatic.

Even with that brief bout of uncertainty midway through the second half, UConn never truly let the fifth-seeded Aztecs, who overcame a 14-point deficit in the semifinal, start thinking about any more last-second dramatics.

They didn't even think much about 3-point shooting at the start - didn't make one until more than 13 minutes into the game - instead skip passing into Sanogo on the post and wearing down SDSU while building the early lead two points at a time.

The Aztecs were too good a team to cave, and an over-pursuing defense is what triggered the late run to within five. But a team built on defense finished the game only shooting 32% from the floor.

"We cut it to five. I think there were people in the stands that thought, 'Hey, they're capable of doing it again,' and we were," Dutcher said. "But we ran into too good of a team."

[5] SDSU	FG	3FG	FT	R	F	TP	A	TO	S	B	MP
Johnson	* 3-5	1-1	7-9	4	1	14	1	0	0	0	22
Mensah	* 0-4	0-0	1-2	6	3	1	0	1	2	1	23
Butler	* 5-11	3-7	0-0	4	1	13	2	4	1	1	32
Trammell	* 5-11	1-3	2-2	2	3	13	1	2	3	0	29
Bradley	* 2-9	0-4	4-5	3	2	8	1	1	1	0	27
Arop	0-3	0-0	0-0	4	1	0	1	1	0	0	15
Seiko	1-4	1-3	0-0	2	3	3	0	1	0	0	14
Parrish	0-5	0-4	0-0	3	4	0	0	0	0	0	17
LeDee	3-6	0-0	1-2	4	2	7	1	2	0	0	18
Barnett	0-0	0-0	0-0	0	0	0	0	0	0	0	1
Johnson Jr.	0-0	0-0	0-0	0	0	0	0	0	0	0	1
Alger	0-1	0-1	0-0	0	0	0	0	0	0	0	1
Saunders	0-0	0-0	0-0	0	0	0	0	0	0	0	1
TEAM				1			0				
<b>Totals</b>	<b>19-59</b>	<b>6-23</b>	<b>15-20</b>	<b>34</b>	<b>20</b>	<b>59</b>	<b>7</b>	<b>12</b>	<b>7</b>	<b>2</b>	<b>200</b>

[4] UConn	FG	3FG	FT	R	F	TP	A	TO	S	B	MP
Karaban	* 1-5	1-3	2-3	5	2	5	0	2	0	3	30
Sanogo	* 5-9	0-0	7-8	10	2	17	1	0	0	1	30
Newton	* 5-11	1-3	8-8	10	2	19	4	5	2	0	33
Hawkins	* 5-9	2-4	4-4	4	2	16	0	1	1	1	29
Jackson Jr.	* 1-3	0-1	1-2	3	3	3	6	2	2	0	35
Alleyn	2-7	0-3	2-2	3	1	6	0	0	0	0	19
Clingan	2-3	0-0	0-0	3	3	4	1	1	2	1	10
Calcaterra	2-6	2-3	0-0	1	0	6	1	2	1	0	13
Diarra	0-0	0-0	0-0	0	0	0	0	0	0	0	7
Springs	0-0	0-0	0-0	0	0	0	0	0	0	0	1
Hurley	0-0	0-0	0-0	1	0	0	0	0	0	0	1
Roumglo	0-0	0-0	0-0	0	0	0	0	0	0	0	1
Johnson	0-0	0-0	0-0	0	0	0	0	0	0	0	1
TEAM				0			0				
<b>Totals</b>	<b>23-53</b>	<b>6-17</b>	<b>24-27</b>	<b>40</b>	<b>15</b>	<b>76</b>	<b>13</b>	<b>13</b>	<b>8</b>	<b>6</b>	<b>200</b>

**Halftime:** Connecticut 36, San Diego State 24. **FG%:** Connecticut 43.4, San Diego State 32.2. **3FG%:** Connecticut 35.3, San Diego State 26.1. **FT%:** Connecticut 88.9, San Diego State 75.0. **Officials:** Ron Groover, Keith Kimble, Terry Oglesby. **Technical:** None.

INTRODUCTION

# National Postseason Tournaments



MOUNTAIN WEST-RECORD 16-TIME CONFERENCE CHAMPIONS

## NCAA Tournament Individual Game Records - Division I

### Individual

**Points Scored**  
30, Xavier Thames vs. North Dakota St., 3-22-14

**Field Goals**  
12, Will Connelly vs. UNLV, 3-15-75

**Field Goals Attempted**  
22, Xavier Thames vs. Arizona, 3-27-14, Will Connelly vs. UNLV, 3-15-75

**Highest FG Percentage (min. 5 made)**  
.833 (5-6), Richie Williams vs. Indiana, 3-16-06

**Three-Point Field Goals**  
6, Al Faux vs. Illinois, 3-15-02

**Three-Point Field Goals Attempted**  
13, Jordan Schakel vs. Syracuse, 3-19-21

**Three-Point Field Goal Pct. (min. 4 made)**  
.800 (4-5), Matt Shrigley vs. St. John's, 3-20-15, Chase Tapley vs. Temple, 3-19-11

**Free Throws**  
10, Xavier Thames vs. New Mexico St., 3-20-14

**Free Throws Attempted**  
12, Jalen McDaniels vs. Houston, 3-15-18, Trey Kell vs. St. John's, 3-20-15, Xavier Thames vs. New Mexico St., 3-20-14

**Free-Throw Percentage (min. 7 made)**  
1.000 (7-7), Jamaal Franklin vs. Oklahoma, 3-22-13, Jamaal Franklin vs. North Carolina St., 3-16-12

**\*Offensive Rebounds**  
7, Billy White vs. Northern Colorado, 3-17-11

**\*Defensive Rebounds**  
10, Josh Davis vs. North Dakota St., 3-22-14, Josh Davis vs. New Mexico St., 3-20-14

**Total Rebounds**  
17, Steve Copp vs. UNLV, 3-15-75

**Assists**  
8, Richie Williams vs. Indiana, 3-16-06

**Blocked Shots**  
5, Nathan Mensah vs. Alabama, 3-24-23

**Steals**  
4, Skylar Spencer vs. New Mexico St., 3-20-14, Jamaal Franklin vs. Florida Gulf Coast, 3-24-13, Richie Williams vs. Indiana, 3-16-06

**Minutes Played**  
50, D.J. Gay vs. Temple, 3-19-11

**Opponent Individual**

**Points Scored**  
39, Rob Gray, Houston, 3-15-18

**Highest FG Percentage (min. 5 made)**  
.833 (5-6), Frank Williams, Illinois, 3-15-02

**Three-Point Field Goals**  
7, Buddy Boeheim, Syracuse, 3-19-21

**Three-Point Field Goal Pct. (min. 4 made)**  
.833 (5-6), Frank Williams, Illinois, 3-12-03

**Rebounds**  
12, Justise Winslow, Duke, 3-22-15, Rahlir Jefferson, Temple, 3-19-11, Taylor Montgomery, Northern Colorado, 3-17-11

**Assists**  
14, Brett Comer, Florida Gulf Coast, 3-24-13

**Blocked Shots**  
4, Eric McKnight, Florida Gulf Coast, 3-24-13

**Steals**  
6, Earl Calloway, Indiana, 3-16-06

*\* - Not recorded before 1985*

## SDSU Composite NCAA Tournament Statistics - Division I

Player	GP	GS	Min	TOTAL			3-PTS			FT-FTA	Pct	REBOUNDS			PF-FO	A	TO	Blk	Stl	Pts	Avg
				FG	FGA	Pct	3FG	3FGA	Pct			Off	Def	Tot							
Abukar, Mohamed	1	1	31	31.0	8-13	.615	2-2	1.000	6-6	1.000	3	6	9	9.0	2.0	0	4	2	1	24	24.0
Alger, Cade	3	0	3	1.0	0-1	.000	0-1	.000	0-0	.000	0	0	0	0.0	0-0	0	0	0	0	0	0.0
Allen, Dakarai	2	0	1	0.5	0-0	.000	0-0	.000	0-0	.000	0	0	0	0.0	1-0	0	0	0	0	0	0.0
Allen, Leonard	1	1	36	36.0	8-10	.800			7-10	.700		9	9.0	4.0	0	4	3	23	23.0		
Arop, Aguek	7	0	136	19.4	16-34	.471	0-1	.000	1-3	.333	9	11	20	2.9	16-1	7	7	4	6	33	4.7
Baker-Mazara, Chad	1	0	17	17.0	5-8	.625	1-2	.500	6-7	.857	0	3	3	3.0	1-0	1	1	0	0	17	17.0
Barnett, Jared	3	0	3	1.0	1-1	1.000	1-1	1.000	0-0	.000	0	0	0	0.0	0-0	1	0	0	0	3	1.0
Bland, Tony	1	1	35	35.0	6-15	.400	1-2	.500	5-7	.714	2	2	4	4.0	2-0	2	1	0	1	18	18.0
Bradley, Matt	7	7	190	27.1	26-82	.317	5-27	.185	23-31	.742	13	19	32	4.6	15-0	14	10	3	3	80	11.4
Brown, Jerry	1	0	1	1.0	0-0	.000			0-0	.000		1	1.0	0-0	0	0	0	0	0	0.0	
Bunting, Allen	2	2	66	33.0	5-22	.227			4-4	1.000		10	5.0	7-0	4	9	1	0	14	7.0	
Butler, Lamont	8	7	196	24.5	26-57	.456	8-23	.348	7-10	.700	7	21	28	3.5	19-0	24	15	2	8	67	8.4
Camara, Mohamed	1	0	2	2.0	0-1	.000	0-0	.000	0-2	.000	0	0	0	0.0	1-0	0	0	0	0	0.0	
Carlwell, Brian	4	0	38	9.5	3-10	.333	0-1	.000	1-2	.500	8	4	12	3.0	2-0	1	1	2	0	7	1.75
Chal, Angelo	2	0	16	8.0	2-4	.500	0-0	.000	0-0	.000	3	4	7	3.5	1-0	1	0	0	0	4	2.0
Contreras, Raul	1	0	2	2.0	1-1	1.000			0-0	.000		0	0.0	0-0	1	0	0	0	2	2.0	
Connelly, Will	2	2	77	38.5	17-36	.472			2-6	.333		21	10.5	5-0	0	3	2	0	36	18.0	
Copp, Steve	2	2	73	36.5	13-29	.448			10-16	.625		28	14	7-0	2	5	1	1	36	18.0	
Davis, Josh	3	3	114	38.0	9-19	.474	0-0	.000	4-7	.571	13	28	41	13.7	9-0	5	5	1	3	22	7.3
Davis, Kelvin	1	1	28	28.0	4-6	.667	1-3	.333	2-3	.667	0	3	3	3.0	3-0	0	1	0	0	11	11.0
Davis, Trimaime	1	0	9	9.0	0-0	.000	0-0	.000	0-0	.000	0	3	3	3.0	1-0	1	0	0	0	0.0	
Delsman, Mark	2	0	28	14.0	4-7	.571			2-5	.400		4	2.0	3-0	4	3	0	1	10	5.0	
Diabate, Tahirou	1	0	11	11.0	1-2	.500	0-0	.000	0-0	.000	0	1	1	1.0	2-0	1	0	1	0	2	2.0
Dinwiddie Jr., Keith	1	0	1	1.0	1-1	1.000	1-1	1.000	0-0	.000	0	0	0	0.0	0-0	0	0	0	0	3	3.0
Dodd, Mike	1	0	1	1.0	0-0	.000			0-0	.000		0	0.0	0-0	0	0	0	0	0	0.0	
Dorsey, Creon	1	1	31	31.0	0-3	.000			2-4	.500		6	6.0	3-0	8	4	0	0	2	2.0	
Earle, Gary	2	0	17	8.5	0-4	.000			0-0	.000		3	1.5	5-0	0	1	0	0	0	0.0	
Epps, Myron	1	0	12	12.0	0-1	.000	0-0	.000	0-0	.000	0	0	0	0.0	2-0	1	4	0	0	0.0	
Evans, Che	1	0	1	1.0	1-1	1.000	1-1	1.000	0-0	.000	0	0	0	0.0	0-0	0	0	0	0	3	3.0
Faux, Al	1	1	37	37.0	9-16	.562	6-9	.666	3-4	.750	1	2	3	3.0	0-0	2	3	0	2	27	27.0
Franklin, LaBradford	1	0	4	4.0	0-1	.000	0-0	.000	0-0	.000	0	0	0	0.0	0-0	1	0	0	0	0.0	
Franklin, Jamaal	5	3	118	23.6	21-42	.500	8-18	.444	16-16	1.000	4	25	29	5.8	10-0	12	11	1	9	66	13.2
Gay, D.J.	4	4	159	39.8	14-47	.298	8-24	.333	10-11	.909	2	15	17	4.3	3-0	9	5	1	2	46	11.5
Goetz, Terrell	1	1	22	22.0	1-7	.143	1-7	.143	0-0	.000	0	1	1	1.0	1-0	0	1	0	0	3	3.0
Green, Bob	1	0	5	5.0	3-4	.750			1-2	.500		3	3.0	1-0	0	1	0	3	7	7.0	
Green, Garrett	1	0	22	22.0	1-4	.250	0-0	.000	0-0	.000	1	0	1	1.0	1-0	0	0	1	0	2	2.0
Heath, Brandon	1	1	38	38.0	6-17	.353	3-9	.333	0-0	.000	1	1	2	2.0	2-0	5	2	0	1	15	15.0
Hemsley, Jeremy	1	0	19	19.0	2-5	.400	0-2	.000	0-0	.000	0	2	2	2.0	3-0	0	1	1	2	4	4.0
Holcomb, Randy	1	1	29	29.0	4-10	.400	0-1	.000	1-2	.500	1	2	3	3.0	0-0	2	4	0	0	9	9.0
Johnson Jr., Demarshay	2	0	2	1.0	0-0	.000	0-0	.000	0-0	.000	0	0	0	0.0	0-0	0	0	0	0	0.0	
Johnson, James	2	0	2	1.0	0-0	.000	0-0	.000	0-0	.000	0	0	0	0.0	1-0	0	0	0	0	0.0	
Johnson, Keshad	8	7	169	21.1	19-40	.475	2-6	.333	14-18	.778	12	18	30	3.8	9-0	8	7	3	4	54	6.8
Kell, Trey	3	1	75	25.0	4-24	.167	0-7	.000	10-17	.588	1	14	15	5.0	4-0	9	3	0	0	18	6.0
Kennedy, Michael	1	1	29	29.0	5-8	.625			1-3	.333		8	8.0	3-0	0	1	1	0	11	11.0	
Konek, Jeff	1	0	20	20.0	1-5	.200			3-4	.750		3	3.0	4-0	7	3	0	0	5	5.0	
Kovach, Bob	2	2	67	33.5	8-22	.364			5-10	.500		11	5.5	6-0	2	3	0	2	21	10.5	
Kovacic, Karlo	1	0	5	5.0	0-4	.000	0-4	.000	0-0	.000	0	0	0	0.0	0-0	0	0	0	0	0.0	
Kramer, Joel	1	0	5	5.0	1-3	.333			0-0	.000		0	0.0	0-0	0	0	0	0	2	2.0	
Leary, Ray	2	2	56	28.0	8-16	.500			0-0	.000		2	1.0	6-1	15	8	0	0	16	8.0	
LeDee, Jaedon	6	0	112	18.7	20-46	.435	0-0	.000	7-15	.467	12	24	36	6.0	10-0	4	6	3	3	47	7.8
Leonard, Kwahi	4	4	144	36.0	24-55	.436	4-14	.286	9-10	.900	6	32	38	9.5	12-0	11	9	4	4	61	15.3
Mackell, Mike	1	1	25	25.0	4-7	.571	0-0	.000	2-2	1.000	5	1	6	6.0	3-0	1	1	0	0	10	10.0
Martens, John	1	1	28	28.0	4-8	.500			3-4	.750		2	2.0	4-0	0	4	0	0	11	11.0	
McDaniels, Jalen	1	1	28	28.0	4-11	.364	1-2	.500	9-12	.750	2	7	9	9.0	4-0	1	2	1	0	18	18.0
Mensah, Nathan	8	8	159	19.9	13-30	.433	0-0	.000	7-16	.438	15	31	46	5.8	22-1	2	5	17	4	33	4.1
Montano, Max	1	0	14	14.0	2-4	.500	1-3	.333	0-0	.000	0	2	2	2.0	1-0	0	2	0	1	5	5.0
Moore, Deandre	1	1	28	28.0	0-3	.000	0-2	.000	0-1	.000	0	0	0	0.0	1-0	0	1	0	1	0	0.0
Mitchell, Matt	2	2	55	27.5	9-21	.429	1-10	.100	1-3	.333	4	6	10	5.0	6-0	5	1	0	0	20	10.0
Murray, Gerald	1	0	7	7.0	0-0	.000			0-0	.000		0	0.0	0-0	0	0	0	0	0	0.0	
O'Brien, JJ	7	7	207	29.6	18-39	.462	1-3	.333	14-17	.824	14	15	29	4.1	11-0	6	12	3	2	51	7.3
Owens, Bobby	1	1	8	8.0	2-3	.667			0-0	.000		0	0.0	0-0	0	1	0	1	4	4.0	
Parrish, Mitch	6	0	127	21.2	12-41	.293	7-26	.269	7-10	.700	6	24	30	5.0	17-0	3	6	2	1	38	6.3
Polee II, Dwayne	5	2	125	25.0	20-38	.526	11-21	.524	11-16	.688	3	19	22	4.4	6-0	0	2	1	5	62	12.4
Pope, Malik	3	1	75	25.0	8-16	.500	2-5	.400	5-12	.417	4	16	20	6.7	4-0	3	6	4	0	23	7.7
Pulliam, Trey	2	2	63	31.5	9-21	.429	4-5	.800	0-2	.000	3	4	7	3.5	5-0	9	6	0	5	22	11.0

INTRODUCTION  
 COACHES & STAFF  
 PLAYERS  
 2022-23 REVIEW  
 RECORDS  
 HISTORY  
 AZTEC BASKETBALL MEDIA GUIDE



# National Postseason Tournaments



MOUNTAIN WEST-RECORD 16-TIME CONFERENCE CHAMPIONS

Player	GP	GS	Min	Avg	TOTAL			3-PTS			REBOUNDS			PF-FO	A	TO	Blk	Stl	Pts	Avg	
					FG-FGA	Pct	3FG-FGA	Pct	FT-FTA	Pct	Off	Def	Tot								
Quinn, Angel	5	2	69	13.8	5-18	.278	1-5	.200	4-5	.800	1	7	8	1.6	7-0	5	5	0	1	15	3.0
Rahon, James	6	1	131	21.8	21-48	.438	9-21	.429	7-8	.875	3	8	11	1.8	6-0	3	4	0	4	58	9.7
Rooks, Kameron	1	0	9	9.0	0-0	.000	0-0	.000	1-2	.500	1	0	1	1.0	0-0	0	0	0	0	1	1.0
Ross, Andre	1	0	8	8.0	2-4	.500			1-1	1.000			3	3.0	1-0	0	1	0	0	5	5.0
Sanders, Aerick	1	0	13	13.0	0-3	.000	0-0	.000	0-0	.000	2	5	7	7.0	2-0	0	1	1	3	0	0.0
Saunders, Elijah	2	0	2	1.0	0-0	.000	0-0	.000	0-0	.000	0	0	0	0.0	0-0	0	1	0	0	0	0.0
Schakel, Jordan	2	1	46	23.0	6-16	.375	5-13	.385	2-2	1.000	3	3	6	3.0	1-0	2	0	0	0	19	9.5
Seiko, Adam	8	0	145	18.1	7-21	.333	3-14	.214	1-2	.500	0	8	8	1.0	5-0	6	6	0	1	18	2.3
Sharper, John	1	0	24	24.0	4-6	.667	3-4	.750	0-0	.000	0	0	0	0.0	1-0	0	1	0	0	11	11.0
Shelley, Tyrone	1	0	3	3.0	0-3	.000	0-1	.000	0-0	.000	1	0	1	1.0	0-0	1	0	0	0	0	0.0
Shelton, Tim	4	1	28	7.0	0-4	.000	0-1	.000	0-0	.000	3	1	4	1.0	5-0	1	1	0	0	0	0.0
Shepard, Winston	7	5	158	22.6	14-48	.292	1-8	.125	14-21	.667	9	10	19	2.7	13-0	8	17	0	2	43	6.1
Shrigley, Matt	5	0	86	17.2	9-23	.391	6-15	.400	0-0	.000	1	6	7	1.4	4-0	1	1	2	2	24	4.8
Slaughter, Marcus	1	1	38	38.0	5-8	.625	0-0	.000	3-5	.600	4	6	10	10.0	4-0	1	2	0	1	13	13.0
Smith, Brandon	1	0	3	3.0	0-0	.000	0-0	.000	0-0	.000	0	0	0	0.0	1-0	1	1	0	0	0	0.0
Spain, Kyle	1	1	18	18.0	3-4	.750	0-0	.000	2-2	1.000	1	1	2	2.0	4-0	0	2	0	0	8	8.0
Spencer, Skylar	7	5	159	22.7	7-16	.438	0-0	.000	8-12	.667	13	19	32	4.6	18-0	1	5	15	6	22	3.1
Stephens, DeShawn	3	2	67	22.3	9-12	.750	0-0	.000	4-6	.667	9	9	18	6.0	8-0	1	2	3	0	22	7.3
Tapley, Chase	7	6	210	30.0	29-77	.377	14-40	.350	7-9	.778	3	19	22	3.1	16-0	14	11	4	7	79	11.3
Thomas, Xavier	6	6	220	36.7	31-83	.373	8-31	.258	26-31	.839	2	14	16	2.7	11-0	22	12	3	8	96	16.0
Thomas, Malcolm	4	4	142	35.5	16-35	.457	0-0	.000	6-12	.500	9	16	25	6.3	8-0	11	6	7	2	38	9.5
Thomas, Matt	1	0	1	1.0	0-0	.000	0-0	.000	0-0	.000	0	0	0	0.0	0-0	0	0	0	0	0	0.0
Tomaic, Joshua	2	0	25	12.5	1-3	.333	0-1	.000	0-0	.000	1	1	2	1.0	1-0	1	0	0	0	2	1.0
Trammell, Darrion	6	6	166	27.7	26-65	.400	10-28	.357	7-11	.636	3	19	22	3.7	11-0	5	9	0	7	69	11.5
Walton, Chris	1	0	12	12.0	0-0	.000	0-0	.000	0-0	.000	1	0	1	1.0	5-1	1	1	0	0	0	0.0
Wardrop, Ben	1	0	1	1.0	0-0	.000	0-0	.000	0-0	.000	0	0	0	0.0	0-0	0	0	0	0	0	0.0
Watson, Anthony	1	1	33	33.0	9-15	.600			1-4	.250			3	3.0	5-1	6	4	0	2	19	19.0
Watson, Devin	1	1	30	30.0	3-10	.300	2-4	.500	1-4	.250	1	2	3	3.0	1-0	2	1	0	1	9	9.0
Welshans, Jeff	1	0	2	2.0	0-0	.000			0-1	.000			2	2.0	1-0	0	0	0	0	0	0.0
White, Billy	4	4	145	36.3	22-43	.512	1-2	.500	4-8	.500	15	16	31	7.8	8-0	6	6	1	5	49	12.3
Williams, D'Erryl	1	0	1	1.0	0-0	.000	0-0	.000	0-0	.000	0	0	0	0.0	0-0	0	0	0	0	0	0.0
Williams, Richie	1	1	39	39.0	5-6	.833	2-3	.667	0-0	.000	1	5	6	6.0	4-0	8	5	0	4	12	12.0
Team													79	3.0							
SDSU Totals	26				647-1,557	.416	146-434	.336	320-476	.672			1,002	38.5	421-5	302	307	95	140	1,760	67.7
Opponents	26				668-1,504	.444	140-415	.337	328-449	.731			923	35.5	451-12	299	295	102	152	1,820	70.0

## SDSU Composite NIT Statistics - Division I

Player	GP	GS	Min	Avg	TOTAL			3-PTS			REBOUNDS			PF-FO	A	TO	Blk	Stl	Pts	Avg	
					FG-FGA	Pct	3FG-FGA	Pct	FT-FTA	Pct	Off	Def	Tot								
Abukar, Mohamed	2	2	67	33.5	12-24	.500	1-1	1.000	4-7	.571	2	9	11	5.5	10-2	3	5	1	2	29	14.5
Allen, Dakarai	4	4	91	22.8	11-29	.379	1-5	.200	13-15	.867	6	8	14	3.5	5-0	5	2	2	4	36	9.0
Allen, Leonard	1	1	7	7.0	1-1	1.000			0-0	.000			2	2.0	0-0	0	0	0	0	2	2.0
Amoroso, Ryan	5	5	133	26.6	21-42	.500	5-11	.455	7-8	.875	10	14	24	4.8	12-0	8	10	3	2	54	10.8
Bland, Tony	2	2	68	34.0	10-31	.323	0-6	.000	6-10	.600	1	5	6	3.0	2-0	4	6	2	2	26	13.0
Burns, Evan	2	2	66	33.0	6-15	.400	1-5	.200	4-4	1.000	2	13	15	7.5	1-0	4	7	3	4	17	8.5
Cage, Michael	1	1	40	40.0	5-10	.500			0-0	.000			9	9.0	2-0	0	1	1	1	10	10.0
Caldwell, Steve	1	0	2	2.0	0-1	.000			0-0	.000			0	0.0	1-0	0	0	0	0	0	0.0
Cheatham, Zylan	4	0	59	14.8	10-17	.588	0-0	.000	6-7	.857	9	11	20	5.0	7-0	3	10	2	1	26	6.5
Cherief, Mehdi	4	0	46	11.5	5-12	.417	1-3	.333	3-6	.500	1	4	5	1.3	4-0	1	3	1	0	14	3.5
Choi, Angelo	4	0	46	11.5	7-13	.538	0-0	.000	3-4	.750	6	4	10	2.5	6-0	2	3	0	0	17	4.3
Davis, Kelvin	1	0	15	15.0	2-4	.500	1-3	.333	0-0	.000	0	0	0	0.0	0-0	0	2	0	1	5	5.0
Davis, Trimaone	1	0	8	8.0	1-2	.500	0-0	.000	0-0	.000	0	3	3	3.0	3-0	0	2	0	0	2	2.0
Deutchman, Jason	3	0	3	1.0	0-0	.000	0-0	.000	0-0	.000	0	2	2	0.7	0-0	0	0	0	0	0	0.0
Federico, Nikshia	2	0	4	2.0	1-2	.500	1-2	.500	0-0	.000	0	0	0	0.0	0-0	0	0	0	0	3	1.5
Garwood, John	1	0	4	4.0	0-1	.000			0-0	.000			0	0.0	1-0	0	2	0	1	0	0.0
Gay, D.J.	5	2	115	23.0	6-20	.300	3-12	.250	0-0	.000	2	6	8	1.6	2-0	10	3	1	3	15	3.0
Gordon, Eddy	1	0	22	22.0	4-4	1.000			0-1	.000			6	6.0	1-0	1	1	0	5	8	8.0
Habel, Jerome	2	2	65	32.5	7-16	.438	0-0	.000	4-8	.500	5	8	13	6.5	5-1	1	6	2	2	18	9.0
Heath, Brandon	2	2	73	36.5	16-38	.421	7-23	.304	2-4	.500	1	3	4	2.0	3-0	9	8	0	4	41	20.5
Hemslry, Jeremy	4	0	81	20.3	12-36	.333	2-11	.182	8-12	.667	1	3	4	1.0	9-1	6	1	2	2	34	8.5
Holden, Chris	1	0	3	3.0	0-0	.000			0-0	.000			1	1.0	1-0	0	0	0	0	0	0.0
Horton, Bryan	3	0	2	0.7	0-1	.000	0-0	.000	0-0	.000	0	0	0	0.0	0-0	0	0	0	0	0	0.0
Island, Tim	3	0	2	0.7	0-1	.000	0-1	.000	0-0	.000	0	0	0	0.0	0-0	0	0	0	0	0	0.0
Johnson, Jer'Vaughn	3	0	8	2.7	0-1	.000	0-0	.000	3-4	.750	0	1	1	0.3	1-0	0	0	0	0	3	1.0
Johnson, Tommy	2	0	47	23.5	6-11	.545	4-8	.500	3-5	.600	1	7	8	4.0	7-0	1	6	2	3	19	9.5
Jones, Zach	1	1	36	36.0	6-16	.375			1-3	.333			5	5.0	3-0	2	1	1	1	13	13.0
Kell, Trey	4	4	101	25.3	18-39	.462	9-18	.500	4-5	.800	2	4	6	1.5	7-0	1	8	0	1	49	12.3
Lamb, Chris	1	0	9	9.0	0-1	.000	0-0	.000	0-0	.000	0	1	1	1.0	0-0	1	0	1	0	0	0.0
Mackell, Mike	2	2	67	33.5	6-15	.400	0-0	.000	7-13	.538	5	4	9	4.5	5-1	2	7	0	1	19	9.5
Mankner, Chris	2	0	6	3.0	1-1	1.000	0-0	.000	0-0	.000	0	2	2	1.0	0-0	0	0	0	0	2	1.0
Moore, Deandre	2	2	70	35.0	5-14	.357	3-8	.375	2-2	1.000	3	12	15	7.5	6-0	10	3	0	0	15	7.5
Morris, Eddie	1	1	21	21.0	3-10	.300			3-4	.750			2	2.0	3-0	1	1	0	2	9	9.0
Pastorek, Jon	3	0	13	4.3	1-2	.500	0-0	.000	1-2	.500	1	1	2	0.7	3-0	1	0	0	0	3	1.0
Perez, Ben	2	0	6	3.0	1-2	.500	0-1	.000	0-0	.000	0	0	0	0.0	0-0	0	0	0	2	2	1.0
Plummer, Don	1	0	27	27.0	9-16	.562			1-1	1.000			7	7.0	3-0	1	3	0	0	19	19.0
Pope, Malik	4	4	112	28.0	14-37	.378	5-13	.385	4-8	.500	6	29									

# Conference Tournaments



MOUNTAIN WEST-RECORD 16-TIME CONFERENCE CHAMPIONS

## PCAA Tournament

**1976 | Seed: #3 | PCAA Champions**

Semis	M.6	Stockton, Calif.	(#2) San José State	W	67-64
Champ	M.7	Stockton, Calif.	(#1) Pacific	W	76-64

**1977 | Seed: #2**

Quarters	M.2	San Diego (PG)	(#7) Fresno State	W	51-41
Semis	M.5	Anaheim, Calif.	(#3) San José State	L	74-75

**1978 | Seed: #2**

Quarters	M.2	Anaheim, Calif.	(#7) UC Santa Barbara	W	96-70
Semis	M.3	Anaheim, Calif.	(#3) CS Fullerton	L	50-64

## WAC Tournament

**1985 | Seed: #2 | WAC Champions**

Semis	M.8	El Paso, Texas (HA)	(#3) New Mexico	W	98-84
Champ	M.9	El Paso, Texas (HA)	(#1) UTEP	W	87-81

**1986 | Seed: #6**

Quarters	M.6	Laramie, Wyo. (AA)	(#3) Utah	W	73-71
Semis	M.7	Laramie, Wyo. (AA)	(#2) UTEP	L	76-78

**1987 | Seed: #9**

Prelim	M.3	San Diego (SA)	(#8) Hawai'i	W	93-90
Semis	M.5	Albuquerque (PI)	(#1) UTEP	L	65-85

**1988 | Seed: #7**

Quarters	M.9	Provo, Utah (MC)	(#2)(14) Wyoming	L	76-83
----------	-----	------------------	------------------	---	-------

**1989 | Seed: #9**

Prelim	M.9	Salt Lake City (HC)	(#8) Utah	L	57-70
--------	-----	---------------------	-----------	---	-------

**1990 | Seed: #8**

Prelim	M.7	El Paso, Texas (HA)	(#9) Air Force	ot-L	64-70
--------	-----	---------------------	----------------	------	-------

**1991 | Seed: #8**

Prelim	M.6	Laramie, Wyo. (AA)	(#9) Air Force	W	58-51
Quarters	M.7	Laramie, Wyo. (AA)	(#1)(8) Utah	L	56-57

**1993 | Seed: #9**

Prelim	M.10	Salt Lake City (DC)	(#8) Wyoming	W	59-57
Quarters	M.11	Salt Lake City (DC)	(#1)(15) Utah	L	64-85

**1994 | Seed: #9**

Prelim	M.9	Salt Lake City (DC)	(#8) Wyoming	W	54-51
Quarters	M.10	Salt Lake City (DC)	(#1) New Mexico	L	56-61

**1995 | Seed: #9**

Prelim	M.8	Albuquerque (PI)	(#8) Fresno State	W	71-57
Quarters	M.9	Albuquerque (PI)	(#1)(22) Utah	L	63-72

**1996 | Seed: #7**

Prelim	M.6	Albuquerque (PI)	(#10) Air Force	W	80-69
Quarters	M.7	Albuquerque (PI)	(#2) New Mexico	L	75-94

**1998 | Seed: #6 (Pacific)**

Prelim	M.3	Las Vegas, Nev. (TM)	(#M3) Wyoming	ot-W	60-57
Quarters	M.5	Las Vegas, Nev. (TM)	(#P2) Fresno State	L	57-92

## Mountain West Tournament

**2000 | Seed: #8**

Quarters	M.9	Las Vegas, Nev. (TM)	(#1) UNLV	L	72-77
----------	-----	----------------------	-----------	---	-------

**2001 | Seed: #7**

Quarters	M.8	Las Vegas, Nev. (TM)	(#3) Wyoming	L	58-73
----------	-----	----------------------	--------------	---	-------

**2002 | Seed: #5 | Mountain West Champion**

Quarters	M.7	Las Vegas, Nev. (TM)	(#4) BYU	W	62-51
Semis	M.8	Las Vegas, Nev. (TM)	(#1) Wyoming	W	70-69
Champ	M.9	Las Vegas, Nev. (TM)	(#3) UNLV	W	78-75

**2003 | Seed: #5**

Quarters	M.13	Las Vegas, Nev. (TM)	(#4) UNLV	L	67-83
----------	------	----------------------	-----------	---	-------

**2004 | Seed: #6**

Quarters	M.11	Denver, Colo. (PC)	(#3) Utah	L	69-75
----------	------	--------------------	-----------	---	-------

**2005 | Seed: #6**

Quarters	M.10	Denver, Colo. (PC)	(#3) Air Force	W	73-68
Semis	M.11	Denver, Colo. (PC)	(#2) New Mexico	L	67-77

**2006 | Seed: #1 | Mountain West Champion**

Quarters	M.9	Denver, Colo. (PC)	(#8) Colorado State	W	64-52
Semis	M.10	Denver, Colo. (PC)	(#4) UNLV	W	63-60
Champ	M.11	Denver, Colo. (PC)	(#7) Wyoming	ot-W	69-64

**2007 | Seed: #3**

Quarters	M.8	Las Vegas, Nev. (TM)	(#6) Colorado State	L	64-69
----------	-----	----------------------	---------------------	---	-------

**2008 | Seed: #4**

Quarters	M.13	Las Vegas, Nev. (TM)	(#5) Air Force	W	53-49
Semis	M.14	Las Vegas, Nev. (TM)	(#1)(24/23) BYU	L	54-63

**2009 | Seed: #4**

Quarters	M.12	Las Vegas, Nev. (TM)	(#5) UNLV	W	71-57
Semis	M.13	Las Vegas, Nev. (TM)	(#1)(25/-) BYU	W	64-62
Champ	M.14	Las Vegas, Nev. (TM)	(#2) Utah	L	50-52

INTRODUCTION

COACHES & STAFF

PLAYERS

2022-23 REVIEW

RECORDS

HISTORY

AZTEC BASKETBALL MEDIA GUIDE

**2010 | Seed: #4 | Mountain West Champion**

Quarters	M.11	Las Vegas, Nev. (TM)	(#5) Colorado State	W	72-71
Semis	M.12	Las Vegas, Nev. (TM)	(#1)(8/8) New Mexico	W	72-69
Champ	M.13	Las Vegas, Nev. (TM)	(#3) UNLV	W	55-45

**2011 | Seed: #2 | Mountain West Champion**

Quarters	M.10	Las Vegas, Nev. (TM)	(#7) Utah	W	64-50
Semis	M.11	Las Vegas, Nev. (TM)	(#3) UNLV	W	74-72
Champ	M.12	Las Vegas, Nev. (TM)	(#1)(8/8) BYU	W	72-54

**2012 | Seed: #1**

Quarters	M.8	Las Vegas, Nev. (TM)	(#8) Boise State	W	65-62
Semis	M.9	Las Vegas, Nev. (TM)	(#4) Colorado State	W	79-69
Champ	M.10	Las Vegas, Nev. (TM)	(#2) New Mexico	L	59-68

**2013 | Seed: #4**

Quarters	M.13	Las Vegas, Nev. (TM)	(#5) Boise State	W	73-67
Semis	M.14	Las Vegas, Nev. (TM)	(#1)(15/14) New Mexico	L	50-60

**2014 | Seed: #1**

Quarters	M.13	Las Vegas, Nev. (TM)	(#8) Utah State	W	73-39
Semis	M.14	Las Vegas, Nev. (TM)	(#4) UNLV	W	59-51
Champ	M.15	Las Vegas, Nev. (TM)	(#2) (20/20) New Mexico	L	58-64

**2015 | Seed: #2**

Quarters	M.12	Las Vegas, Nev. (TM)	(#7) UNLV	W	67-64
Semis	M.13	Las Vegas, Nev. (TM)	(#3) Colorado State	W	56-43
Champ	M.14	Las Vegas, Nev. (TM)	(#4) Wyoming	L	43-45

**2016 | Seed: #1**

Quarters	M.10	Las Vegas, Nev. (TM)	(#9) Utah State	W	71-65
Semis	M.11	Las Vegas, Nev. (TM)	(#5) Nevada	W	67-55
Champ	M.12	Las Vegas, Nev. (TM)	(#2) Fresno State	L	63-68

**2017 | Seed: #6**

Opening	M.8	Las Vegas, Nev. (TM)	(#11) UNLV	ot-W	62-52
Quarters	M.9	Las Vegas, Nev. (TM)	(#3) Boise State	W	87-68
Semis	M.10	Las Vegas, Nev. (TM)	(#2) Colorado State	L	63-71

**2018 | Seed: #5 | Mountain West Champion**

Quarters	M.8	Las Vegas, Nev. (TM)	(#4) Fresno State	W	64-52
Semis	M.9	Las Vegas, Nev. (TM)	(#1) (22/22) Nevada	W	90-73
Champ	M.10	Las Vegas, Nev. (TM)	(#3) New Mexico	W	82-75

**2019 | Seed: #4**

Quarters	M.14	Las Vegas, Nev. (TM)	(#5) UNLV	W	63-55
Semis	M.15	Las Vegas, Nev. (TM)	(#1) (14/17) Nevada	W	65-56
Champ	M.16	Las Vegas, Nev. (TM)	(#2) (rv/rv) Utah State	L	57-64

**2020 | Seed: #1**

Quarters	M.4	Las Vegas, Nev. (TM)	(#9) Air Force	W	73-60
Semis	M.5	Las Vegas, Nev. (TM)	(#5) Boise State	W	81-68
Champ	M.6	Las Vegas, Nev. (TM)	(#2) Utah State	L	56-59

**2021 | Seed: #1 | Mountain West Champion**

Quarters	M.11	Las Vegas, Nev. (TM)	(#8) Wyoming	W	69-66
Semis	M.12	Las Vegas, Nev. (TM)	(#5) Nevada	W	77-70
Champ	M.13	Las Vegas, Nev. (TM)	(#2) Utah State	W	68-57

**2022 | Seed: #3**

Quarters	M.10	Las Vegas, Nev. (TM)	(#6) Fresno State	W	53-46
Semis	M.11	Las Vegas, Nev. (TM)	(#2) (23/24) Colorado State	W	63-58
Champ	M.12	Las Vegas, Nev. (TM)	(#1) Boise State	L	52-53

**2023 | Seed: #1 | Mountain West Champion**

Quarters	M.9	Las Vegas, Nev. (TM)	(#8) Colorado State	W	64-61
Semis	M.10	Las Vegas, Nev. (TM)	(#5) San Jose State	W	64-49
Champ	M.11	Las Vegas, Nev. (TM)	(#3) Utah State	W	62-57

**MW Tournament Composite**

School	W	L	Pct.	OR	QF	SF	CH	SD	vs.
San Diego State	42	17	.712	1-0	19-5	15-4	7-8	-	-
Utah State	16	8	.667	5-0	5-5	4-1	2-2	3-3	-
UNLV	29	20	.592	5-1	13-9	8-5	3-5	6-5	-
New Mexico	21	20	.512	3-4	8-12	6-2	4-2	2-4	-
Boise State	9	10	.474	2-0	5-8	1-4	1-0	5-1	-
Fresno State	8	10	.444	3-2	3-6	1-2	1-0	2-1	-
Nevada	8	10	.444	1-3	5-3	1-4	1-0	4-0	-
Colorado State	17	23	.425	4-5	10-9	2-8	1-1	5-3	-
Wyoming	16	23	.4210	5-7	9-8	2-7	1-1	4-1	-
Air Force	6	24	.200	6-6	0-17	0-0	0-0	2-0	-
San Jose State	1	9	.100	0-8	1-0	0-1	0-0	1-0	-

**SDSU Record By MW Seed**

Seed	Yrs.	W-L	CH	Opponent Seed														
				1	2	3	4	5	6	7	8	9	10	11				
No. 1	7	17-4	3	-	1-4	1-0	3-0	4-0	-	1-0	5-0	2-0	-	-	-	-	-	-
No. 2	2	5-1	1	1-0	-	2-0	0-1	-	-	2-0	-	-	-	-	-	-	-	-
No. 3	2	2-2	-	0-1	1-0	-	-	-	-	1-1	-	-	-	-	-	-	-	-
No. 4	5	9-4	1	3-1	0-2	1-0	-	5-0	-	-	-	-	-	-	-	-	-	-
No. 5	3	6-1	2	2-0	-	2-0	2-1	-	-	-	-	-	-	-	-	-	-	-
No. 6	3	3-3	-	0-2	2-1	-	-	-	-	-	-	-	-	-	-	-	-	-
No. 7	1	0-1	-	-	0-1	-	-	-	-	-	-	-	-	-	-	-	-	-
No. 8	1	0-1	-	0-1	-	-	-	-	-	-	-	-	-	-	-	-	-	-
<b>Totals</b>	<b>24</b>	<b>42-17</b>	<b>7</b>	<b>6-4</b>	<b>2-8</b>	<b>8-2</b>	<b>5-2</b>	<b>9-0</b>	<b>1-1</b>	<b>3-0</b>	<b>5-0</b>	<b>2-0</b>	<b>0-0</b>	<b>1-0</b>	-	-	-	-

## Individual Mountain West Tournament Career Records

**Points**  
152, Malik Pope, 2015-18 (12 gms.)

**Scoring Average**  
20.4, Brandon Heath, 2004-07 (7 gms.)

**Rebounds**  
74, Nathan Mensah, 2019-23 (12 gms.)

**Rebound Average**  
12.2, Marcus Slaughter, 2004-06 (6 gms.)

**Assists**  
31, Richie Williams, 2006-09 (9 gms.)

**Assist Average**  
4.3, Lorenzo Wade, 2007-09 (6 gms.)

**Minutes Played**  
350, Matt Mitchell, 2018-21 (12 gms.)

**Average Minutes Played**  
36.6, Brandon Heath, 2004-07 (7 gms.)

**Field Goals**  
57, Malik Pope, 2015-18 (12 gms.)

**Free Throws**  
42, Matt Mitchell, 2018-21 (12 gms.)

**Three-Point Field Goals**  
22, Chase Tapley, 2010-13 (11 gms.)

**Blocked Shots**  
22, Skylar Spencer, 2013-16 (11 gms.)

**Steals**  
19, Chase Tapley, 2010-13 (11 gms.)



# Mountain West Tournament



MOUNTAIN WEST-RECORD 16-TIME CONFERENCE CHAMPIONS

## Mountain West Tournament Game Records/Superlatives

### Individual

#### Points Scored

28, Trey Kell vs. New Mexico, 3-10-18; Billy White vs. New Mexico, 3-12-10; Brandon Heath vs. Air Force, 3-10-05

#### Field Goals

11, Billy White vs. New Mexico, 3-12-10

#### Field Goals Attempted

27, Brandon Heath vs. Wyoming, 3-11-06

#### Highest Field Goal Percentage (min. 5 made)

.875 (7-8), Max Hoetzel vs. Boise State, 3-9-17, Jerome Habel vs. Colorado State, 3-8-07

#### 3-Point Field Goals

5, Ageel Quinn at UNLV, 3-12-15, Chase Tapley vs. New Mexico, 3-10-12, Brandon Heath vs. Colorado State, 3-8-07

#### 3-Point Field Goals Attempted

10, Brandon Heath vs. Colorado State, 3-8-07

#### 3-Point Field Goal Percentage (min. 3 made)

**1.000 (3-3), Lamont Butler vs. Boise State, 3-12-22**

#### Free Throws

11, Lorenzo Wade vs. Brigham Young, 3-13-09

#### Free Throws Attempted

14, Matt Mitchell vs. Nevada, 3-12-21

#### Free-Throw Percentage (min. 5 made)

1.000 (11-11), Lorenzo Wade vs. Brigham Young, 3-13-09; (10-10), Brandon Heath vs. Air Force, 3-10-05; (7-7), Billy White vs. Brigham Young, 3-12-11; (6-6), Matt Mitchell vs. Utah State, 3-13-21, Matt Mitchell vs. Wyoming, 3-11-21, JJ O'Brien at UNLV, 3-12-15, Mike Mackell vs. UNLV, 3-7-02; (5-5), Devin Watson vs. Nevada, 3-9-18, Xavier Thames at UNLV, 3-14-14, Billy White vs. New Mexico, 3-12-10

#### Offensive Rebounds

8, Marcus Slaughter vs. Colorado State, 3-9-06

#### Defensive Rebounds

14, Kawhi Leonard at UNLV, 3-13-10

#### Total Rebounds

21, Kawhi Leonard at UNLV, 3-13-10

#### Assists

9, Lorenzo Wade vs. Colorado State, 3-8-07

#### Blocked Shots

5, Nathan Mensah vs. Fresno State, 3-10-22, Valentine Izundu at UNLV, 3-8-17

#### Steals

6, Josh Davis vs. Utah State, 3-13-14

#### Minutes Played

41, Brandon Heath vs. Wyoming, 3-11-06

### Team

#### Points Scored

90, vs. Nevada, 3-9-18

#### Fewest Points

43, vs. Wyoming, 3-14-15

#### Fewest Points in Win

53, vs. Fresno State, 3-10-22

#### Winning Margin

34, vs. Utah State, 3-13-14

#### Losing Margin

16, at UNLV, 3-13-03

#### Field Goals

33, at UNLV, 3-9-02

#### Field Goals Attempted

68, vs. Colorado State, 3-9-06

#### Highest Field Goal Percentage

.547 (29-53), vs. Boise State, 3-9-17

#### Three-Point Field Goals

10, vs. New Mexico, 3-12-10

#### Three-Point Field Goals Attempted

24, vs. Colorado State, 3-8-07

#### Three-Point Field Goal Percentage

.643 (9-14), vs. Boise State, 3-9-17

#### Free Throws

28, vs. Wyoming, 3-11-06

#### Free Throws Attempted

37, vs. Wyoming, 3-11-06

#### Free-Throw Percentage (min. 5 made)

.923 (12-13), vs. Wyoming, 3-11-21

#### Offensive Rebounds

24, vs. Colorado State, 3-9-06

#### Defensive Rebounds

32, at UNLV, 3-8-17, vs. Boise State, 3-13-13

#### Total Rebounds

51, vs. Wyoming, 3-11-06

#### Assists

20, vs. Colorado St., 3-8-07

#### Blocked Shots

10, at UNLV, 3-8-17

#### Steals

11, vs. Nevada, 3-11-16, vs. New Mexico, 3-15-14, Utah State, 3-13-14

#### Turnovers

19, vs. Boise State, 3-13-13, vs. UNLV, 3-9-02

#### Fewest Turnovers

4, vs. Wyoming, 3-14-15, vs. New Mexico, 3-15-15

### Opponent Individual

#### Points Scored

31, Marcus Bailey, Wyoming, 3-8-02

#### Highest Field Goal Percentage (min. 5 made)

.778 (7-9), Stuart Creason, Colorado State, 3-8-07

#### Three-Point Field Goals

7, Nick Jacobson, Utah, 3-11-04

#### Three-Point Field Goal Percentage (min. 4 made)

1.000 (4-4), Marcus Bailey, Wyoming, 3-8-02

#### Rebounds

17, Kaspars Kambala, UNLV, 3-9-00

#### Assists

9, Mark Dickel, UNLV, 3-9-00

#### Blocked Shots

6, Justin Williams, Wyoming, 3-11-06, Michael Harrison, Colorado State, 3-9-06

#### Steals

7, Tim Anderson, Air Force, 3-13-08

### Opponent Team

#### Points Scored

83, UNLV, 3-13-03

#### Highest Field Goal Percentage

.558 (29-52), UNLV, 3-13-03

#### Three-Point Field Goals

13, Air Force, 3-10-05

#### Three-Point Field Goal Percentage

.533 (8-15), Colorado State, 3-11-10

#### Rebounds

45, Brigham Young, 3-7-02

#### Assists

20, UNLV, 3-9-00

#### Blocked Shots

10, Colorado State, 3-9-06, Wyoming, 3-8-01

#### Steals

11, Fresno State, 3-12-16



On March 10, 2018, Trey Kell (2015-18) equaled the program's single-game high for the Mountain West Tournament, when he scored 28 points in that year's championship game against New Mexico. He matched the output of Brandon Heath and Billy White on March 10, 2005 versus Air Force and versus New Mexico on March 12, 2010, respectively.

INTRODUCTION

COACHES & STAFF

PLAYERS

2022-23 REVIEW

RECORDS

HISTORY

AZTEC BASKETBALL MEDIA GUIDE

# Mountain West Tournament



MOUNTAIN WEST-RECORD 16-TIME CONFERENCE CHAMPIONS

## SDSU Composite Mountain West Tournament Statistics

Player	GP	GS	TOTAL				3-PTS		FT-FTA		Off	REBOUNDS			PF-F	A	TO	Blk	Stl	Pts	Avg
			Min	Avg	FG-FGA	Pct	3FG-FGA	Pct	FT-FTA	Pct		Def	Tot	Avg							
Abramowitz, David	2	0	61	30.5	10-22	.455	3-11	.273	0-0	.000	2	5	7	3.5	5-0	8	2	0	1	23	11.5
Abukar, Mohamed	4	4	136	34.0	15-48	.313	0-12	.000	10-14	.714	6	12	18	4.5	12-0	4	7	4	3	40	10.0
<b>Alger, Cade</b>	<b>1</b>	<b>0</b>	<b>1</b>	<b>1.0</b>	<b>0-0</b>	<b>.000</b>	<b>0-0</b>	<b>.000</b>	<b>0-0</b>	<b>.000</b>	<b>0</b>	<b>0</b>	<b>0</b>	<b>0.0</b>	<b>1-0</b>	<b>0</b>	<b>0</b>	<b>0</b>	<b>0</b>	<b>0</b>	<b>0.0</b>
Allen, Dakari	9	5	210	23.3	16-41	.390	2-12	.167	13-27	.481	6	22	28	3.1	18-1	9	13	5	11	47	5.2
Amaroso, Ryan	5	5	141	28.2	23-45	.511	1-4	.250	16-22	.727	7	21	28	5.6	14-0	1	5	2	2	63	12.6
Arap, Aquek	14	0	220	15.7	22-50	.440	1-4	.250	6-8	.750	17	20	37	2.6	23-0	7	13	11	9	51	3.6
Baker-Mazara, Chad	3	0	41	13.7	5-16	.313	1-2	.500	2-2	1.000	3	6	9	3.0	6-0	0	3	1	2	13	4.3
Barnett, Jared	1	0	1	1.0	0-0	.000	0-0	.000	0-0	.000	0	0	0	0.0	0-0	0	0	0	0	0	0.0
Berokoff, Jeffrey	1	1	27	27.0	2-5	.400	1-3	.333	0-1	.000	1	3	4	4.0	3-0	4	1	0	2	5	5.0
Bland, Tony	4	4	133	33.3	14-38	.368	0-3	.000	13-17	.765	5	20	25	6.3	8-0	12	12	1	3	41	10.3
Bradley, Matt	6	6	162	27.0	23-63	.365	8-19	.421	12-15	.800	6	22	28	4.7	12-0	10	14	0	3	66	11.0
Burns, Evan	1	1	28	28.0	3-11	.273	0-4	.000	1-3	.333	3	4	7	7.0	4-0	1	3	0	1	7	7.0
<b>Butler, Lamont</b>	<b>9</b>	<b>6</b>	<b>199</b>	<b>22.1</b>	<b>24-56</b>	<b>.429</b>	<b>9-23</b>	<b>.391</b>	<b>19-24</b>	<b>.792</b>	<b>4</b>	<b>13</b>	<b>17</b>	<b>1.9</b>	<b>17-0</b>	<b>19</b>	<b>12</b>	<b>0</b>	<b>6</b>	<b>76</b>	<b>8.4</b>
Camara, Mohamed	5	0	31	6.2	0-1	.000	0-0	.000	0-0	.000	1	4	5	1.0	3-0	2	0	0	2	0	0.0
Carlwell, Brian	6	0	62	10.3	3-9	.333	0-0	.000	7-10	.700	2	9	11	1.8	7-0	2	8	1	0	13	2.2
Cheatham, Zylan	6	1	117	19.5	15-29	.517	0-1	.000	15-22	.682	10	12	22	3.7	12-0	3	13	5	2	45	7.5
Cheriet, Mehdi	2	0	31	15.5	0-2	.000	0-1	.000	0-0	.000	3	4	7	3.5	6-0	1	0	0	0	0	0.0
Choi, Angelo	6	0	72	12.0	6-16	.375	0-0	.000	9-11	.818	6	6	12	2.0	9-0	0	3	0	2	21	3.5
Correa, Marcelo	2	2	57	28.5	7-16	.438	0-0	.000	4-4	1.000	6	11	17	8.5	7-0	2	6	4	1	18	9.0
Davis, Josh	3	3	94	31.3	7-17	.412	0-0	.000	0-0	.000	5	20	25	8.3	7-0	1	2	0	8	14	4.7
Davis, Kelvin	5	3	107	21.4	7-23	.304	4-15	.267	1-4	.250	1	4	5	1.0	11-0	4	5	0	7	19	3.8
Davis, Trimoine	5	0	62	12.4	5-11	.455	0-0	.000	3-4	.750	4	9	13	2.6	7-0	0	2	3	2	13	2.6
Diabate, Tahirou	2	0	6	2.0	0-2	.000	0-0	.000	0-0	.000	0	1	1	0.5	0-0	0	0	0	0	0	0.0
Epps, Myron	5	2	95	19.0	7-17	.412	0-0	.000	7-12	.583	5	11	16	3.2	9-0	1	10	0	0	21	4.2
Faux, Al	4	4	141	35.3	24-61	.393	6-20	.300	8-11	.727	2	14	16	4.0	7-0	11	9	0	2	62	15.5
Feagin, KJ	3	3	105	35.0	13-31	.419	8-20	.400	3-3	1.000	3	12	15	5.0	3-0	6	1	0	1	37	12.3
Flynn, Malachi	3	3	107	35.7	17-43	.395	8-21	.381	12-14	.857	2	13	15	5.0	8-0	15	8	0	5	54	18.0
Franklin, LaBrodford	3	0	32	10.7	2-5	.400	1-3	.333	0-0	.000	1	1	2	0.7	2-0	4	3	0	0	5	1.7
Franklin, Jamaal	8	5	195	24.4	29-67	.433	14-28	.500	25-33	.758	12	31	43	5.4	20-0	17	18	1	5	97	12.1
Gay, D.J.	11	8	347	31.5	18-72	.250	11-40	.275	10-14	.714	1	15	16	1.4	11-0	18	17	2	5	57	5.2
Gill-Cesar, Montaque	1	0	7	7.0	0-2	.000	0-0	.000	0-0	.000	0	1	1	1.0	0-0	0	0	0	0	0	0.0
Gomez, Terrell	3	3	82	27.3	15-28	.536	3-12	.250	5-5	1.000	0	5	5	1.7	2-0	5	3	0	4	38	12.7
Green, Garrett	3	0	58	19.3	6-8	.750	1-1	1.000	5-7	.714	3	10	13	4.3	5-0	1	2	3	0	18	6.0
Habel, Jerome	1	1	36	36.0	7-8	.875	0-0	.000	0-2	.000	4	3	7	7.0	3-0	0	1	0	1	14	14.0
Heath, Brandon	7	7	256	36.6	49-122	.402	18-50	.360	27-34	.794	9	23	32	4.6	7-0	20	17	0	11	143	20.4
Hemsley, Jeremy	12	6	297	24.8	30-85	.353	8-29	.276	10-20	.500	5	26	31	2.6	32-2	21	24	3	6	78	6.5
Hoetzel (Montana), Max	6	0	86	14.3	11-26	.423	8-20	.400	7-10	.700	5	7	12	2.0	5-0	1	4	1	0	37	6.2
Holcomb, Randy	4	4	141	35.3	27-53	.509	2-5	.400	17-26	.654	11	19	30	7.5	10-0	8	13	4	1	73	18.3
Izundu, Valentine	3	3	61	20.3	5-8	.625	0-0	.000	2-3	.667	5	2	7	2.3	6-0	0	2	10	0	12	4.0
Jackson, Bradley	1	1	33	33.0	2-6	.333	1-3	.333	1-2	.500	1	2	3	3.0	4-0	2	4	0	2	6	6.0
<b>Johnson Jr., Demarshay</b>	<b>1</b>	<b>0</b>	<b>1</b>	<b>1.0</b>	<b>0-0</b>	<b>.000</b>	<b>0-0</b>	<b>.000</b>	<b>0-0</b>	<b>.000</b>	<b>0</b>	<b>0</b>	<b>0</b>	<b>0.0</b>	<b>0-0</b>	<b>0</b>	<b>1</b>	<b>0</b>	<b>0</b>	<b>0</b>	<b>0.0</b>
Johnson, James	2	0	8	4.0	1-1	1.000	0-0	.000	0-0	.000	0	1	1	0.5	0-0	0	0	1	0	2	1.0
Johnson, Jer'Vaughn	1	0	3	3.0	0-0	.000	0-0	.000	0-0	.000	0	0	0	0.0	1-0	0	0	0	0	0	0.0
Johnson, Keshad	9	6	160	17.8	16-35	.457	0-6	.000	8-13	.615	7	23	30	3.3	7-0	5	6	5	3	40	4.4
Johnson, Tommy	3	0	35	11.3	5-9	.556	3-5	.600	0-1	.000	0	2	2	0.7	4-0	5	1	0	0	13	4.3
Kell, Trey	12	9	337	28.1	43-120	.358	10-39	.256	40-52	.769	8	39	47	3.9	14-0	29	18	5	13	136	11.3
Kovacic, Karlo	1	0	2	2.0	0-0	.000	0-0	.000	0-0	.000	0	0	0	0.0	0-0	0	0	0	0	0	0.0
Lamb, Chris	2	0	6	3.0	1-1	1.000	0-0	.000	0-0	.000	1	0	1	0.5	3-0	0	1	0	0	2	1.0
<b>LeDee, Jaedon</b>	<b>3</b>	<b>0</b>	<b>54</b>	<b>18.0</b>	<b>8-16</b>	<b>.500</b>	<b>0-0</b>	<b>.000</b>	<b>9-13</b>	<b>.692</b>	<b>10</b>	<b>8</b>	<b>18</b>	<b>6.0</b>	<b>4-0</b>	<b>5</b>	<b>6</b>	<b>3</b>	<b>1</b>	<b>25</b>	<b>8.3</b>
Leonard, Kowhi	6	6	192	32.0	37-79	.468	6-14	.429	14-15	.933	23	44	67	11.2	16-1	11	16	3	10	94	15.7
Mackell, Mike	4	4	99	24.8	17-35	.486	0-0	.000	9-11	.818	5	10	15	3.8	15-1	0	5	1	0	43	10.8
Manker, Chris	3	0	31	10.3	4-7	.571	1-3	.333	3-5	.600	3	4	7	2.3	4-0	0	0	0	1	12	4.0
Mann, Joe	1	0	13	13.0	0-2	.000	0-0	.000	2-2	1.000	2	1	3	3.0	2-0	1	0	0	0	2	2.0
Marion, Michael	1	0	1	1.0	0-0	.000	0-0	.000	0-0	.000	0	0	0	0.0	0-0	0	0	0	0	0	0.0
McDaniels, Jalen	6	6	164	27.3	29-60	.483	3-8	.375	16-21	.762	12	41	53	8.8	23-2	10	9	5	6	77	12.8
Mensch, Nathan	12	12	263	21.9	55-54	.407	0-0	.000	10-23	.435	33	41	74	6.2	32-2	11	9	20	5	54	4.5
Mitchell, Matt	12	12	350	29.2	36-89	.404	14-47	.299	42-53	.792	8	46	54	4.5	28-0	18	28	4	10	128	10.7
Moore, Deandre	5	5	134	26.8	11-28	.393	4-15	.267	6-8	.750	2	5	7	1.4	11-0	13	4	1	7	32	6.4
Narain, Nolan	4	0	33	8.3	3-5	.600	0-1	.000	2-3	.667	2	3	5	1.3	5-0	0	1	0	1	6	1.5
O'Brien, JJ	8	8	232	29.0	21-53	.396	1-6	.167	15-20	.750	9	13	22	2.8	17-1	12	7	0	7	58	7.3
Okatie, Vincent	1	0	13	13.0	2-5	.400	1-2	.500	3-5	.600	0	0	0	0.0	4-0	0	1	0	0	8	8.0
<b>Parrish, Micah</b>	<b>3</b>	<b>0</b>	<b>67</b>	<b>22.3</b>	<b>5-26</b>	<b>.192</b>	<b>2-15</b>	<b>.133</b>	<b>8-10</b>	<b>.800</b>	<b>4</b>	<b>11</b>	<b>15</b>	<b>5.0</b>	<b>6-0</b>	<b>2</b>	<b>1</b>	<b>2</b>	<b>1</b>	<b>20</b>	<b>6.7</b>
Pastorek, Jon	2	0	3	1.5	0-0	.000	0-0	.000	0-0	.000	0	0	0	0.0	0-0	0	0	0	0	0	0.0
Polee II, Dwayne	7	1	126	18.0	18-40	.450	9-17	.529	13-15	.867	5	15	20	2.9	11-0	6	6	0	4	58	8.3
Pope, Malik	12	9	288	24.0	57-110	.518	14-23	.609	24-32	.750	21	41	62	5.2	23-0	12	6	6	4	152	12.7
Pulliam, Trey	9	6	229	25.4	34-68	.500	2-12	.167	3-7	.429	2	15	17	1.9	19-0	27	11	1	13	73	8.1
Quinn, Aqeel	6	3	121	20.2	16-34	.471	9-18	.500	4-6	.667	0	9	9	1.5	12-0	6	2	1	3	45	7.5
Rahon, James	8	3	182	22.8	15-50	.300	5-25	.200	0-0	.000	2	9	11	1.4	14-0	8	2	0	4	35	4.4



# Home Record/Attendance



MOUNTAIN WEST-RECORD 16-TIME CONFERENCE CHAMPIONS

## SDSU Composite Mountain West Tournament Statistics

Player	GP	GS	Min	Avg	TOTAL		3-PTS		FT-FTA	Pct	REBOUNDS			PF-FO	A	TO	Blk	Stl	Pts	Avg	
					FG-GA	Pct	3FG-FGA	Pct			Off	Def	Tot								Avg
Thames, Xavier	8	8	260	32.5	33-80	.413	10-29	.345	28-33	.848	5	25	30	3.8	19-1	30	17	1	12	104	13.0
Thomas, Malcolm	6	6	208	34.7	24-48	.500	0-0	.000	16-28	.571	15	29	44	7.3	13-0	25	10	10	5	64	10.7
Thomas, Matt	10	4	186	18.6	7-35	.200	2-7	.286	2-6	.333	14	17	31	3.1	18-0	11	7	1	7	18	1.8
Tomaic, Joshua	6	0	76	12.7	6-15	.400	3-5	.600	0-2	.000	5	6	11	1.8	13-0	1	5	0	3	15	2.5
<b>Trommell, Darrion</b>	<b>3</b>	<b>3</b>	<b>68</b>	<b>22.7</b>	<b>6-19</b>	<b>.316</b>	<b>2-9</b>	<b>.222</b>	<b>5-7</b>	<b>.714</b>	<b>1</b>	<b>7</b>	<b>8</b>	<b>2.7</b>	<b>5-0</b>	<b>4</b>	<b>1</b>	<b>1</b>	<b>2</b>	<b>19</b>	<b>6.3</b>
Wade, Lorenzo	6	6	203	33.8	27-67	.403	5-16	.313	25-26	.962	6	26	32	5.3	19-1	26	15	2	12	84	14.0
Walton, Chris	7	3	133	19.0	12-37	.324	5-16	.313	3-5	.600	5	19	24	3.4	17-0	13	3	3	3	32	4.6
Wardrop, Ben	2	0	2	1.0	0-0	.000	0-0	.000	0-0	.000	0	0	0	0.0	0-0	0	0	0	0	0	0.0
Watson, Devin	6	6	202	33.7	25-64	.391	16-40	.400	29-35	.829	3	19	22	3.7	9-0	20	7	0	3	95	15.8
Wetzell, Yanni	3	3	84	28.0	14-26	.538	0-1	.000	6-8	.750	8	14	22	7.3	10-0	3	5	2	4	34	11.3
White, Billy	11	9	318	28.9	47-84	.559	1-5	.200	27-35	.771	24	30	54	4.9	22-0	14	18	7	13	122	11.1
Williams, D'Eryl	5	0	47	9.4	4-9	.444	0-1	.000	4-5	.800	1	3	4	0.8	4-0	5	2	0	1	12	2.4
Williams, Richie	9	9	268	29.8	23-54	.426	10-26	.385	9-14	.643	12	19	31	3.4	31-2	31	22	1	15	65	7.2
Wilson, Donte	1	1	20	20.0	5-7	.714	3-4	.750	1-2	.500	1	1	2	2.0	4-0	1	1	0	0	14	14.0
Team											72	80	152	2.7		16	1				
<b>San Diego State Totals</b>	<b>59</b>				<b>1,367-3,281</b>	<b>.417</b>	<b>330-993</b>	<b>.332</b>	<b>811-1,133</b>	<b>.716</b>	<b>660</b>	<b>1,387</b>	<b>2,047</b>	<b>34.7</b>	<b>1,023-19</b>	<b>702</b>	<b>643</b>	<b>215</b>	<b>321</b>	<b>3,875</b>	<b>65.7</b>
<b>Opponents</b>	<b>59</b>				<b>1,261-3,116</b>	<b>.405</b>	<b>331-1,080</b>	<b>.306</b>	<b>774-1,063</b>	<b>.728</b>	<b>569</b>	<b>1,392</b>	<b>1,961</b>	<b>33.2</b>	<b>1,010</b>	<b>641</b>	<b>746</b>	<b>202</b>	<b>370</b>	<b>3,627</b>	<b>61.5</b>

## Division I Year-By-Year Home Record/Attendance

Year	Gms.	Record	Total	Average	NCAA	PG	SA	Viejas	Largest Home Crowd
1970-71	14	10 - 4	26,842	1,917	.	10-4	-		3,253 vs. Long Beach State
1971-72	13	11 - 2	37,300	2,869	.	1-1	10-1		9,744 vs. Long Beach State
1972-73	13	11 - 2	38,425	2,956	.	3-0	8-2		6,586 vs. Long Beach State
1973-74	11	5 - 6	13,134	1,194	.	4-3	1-3		1,576 vs. UIC Santa Barbara
1974-75	14	9 - 5	42,480	3,034	.	9-0	0-5		5,183 vs. Marquette
1975-76	13	10 - 3	36,517	2,809	.	8-3	2-0		3,884 vs. Long Beach State
1976-77	13	9 - 4	40,271	3,098	.	8-2	1-2		6,018 vs. Long Beach State
1977-78	13	12 - 1	57,212	4,401	.107	-	12-1		7,648 vs. Fresno State
1978-79	17	13 - 4	69,681	4,099	.119	-	13-4		7,788 vs. Brigham Young
1979-80	17	6 - 11	54,742	3,220	.155	1-0	5-11		5,717 vs. Brigham Young
1980-81	14	9 - 5	67,011	4,787	.96	1-0	8-5		11,044 vs. DePaul
1981-82	18	16 - 2	86,825	4,824	.98	3-0	13-2		10,281 vs. Hawai'i
1982-83	17	14 - 3	59,120	3,478	.141	5-0	9-3		7,611 vs. Brigham Young
1983-84	16	11 - 5	57,094	3,568	.143	0-1	11-4		7,565 vs. Villanova
1984-85	15	12 - 3	61,993	4,133	.121	-	12-3		8,843 vs. Texas-El Paso
1985-86	12	7 - 5	32,397	2,700	.165	-	7-5		4,153 vs. Brigham Young
1986-87	17	5 - 12	29,049	1,709	.224	-	5-12		3,325 vs. San Diego
1987-88	15	9 - 6	52,333	3,489	.147	-	9-6		10,465 vs. Brigham Young
1988-89	17	11 - 6	70,235	4,131	.123	-	11-6		13,106 vs. North Carolina
1989-90	16	10 - 6	56,791	3,549	.148	-	10-6		5,946 vs. UTEP
1990-91	16	10 - 6	38,222	2,389	.204	3-0	7-6		4,007 vs. San Diego
1991-92	14	1 - 13	33,243	2,375	.207	-	1-13		6,656 vs. UCLA
1992-93	15	6 - 9	23,763	1,584	.248	6-9	-		3,538 vs. UNLV
1993-94	13	7 - 6	18,970	1,459	.	7-6	-		2,134 vs. Brigham Young
1994-95	14	9 - 5	15,410	1,101	.	9-5	-		2,279 vs. Brigham Young
1995-96	15	11 - 4	40,161	2,677	.	1-0	10-4		5,839 vs. Utah
1996-97	14	9 - 5	37,379	2,670	.	1-1	8-4		5,249 vs. UNLV
1997-98	14	7 - 7	60,363	4,312	.	-	-	7-7	11,334 vs. Fresno State
1998-99	15	4 - 11	47,035	3,136	.	-	-	4-11	6,164 vs. Utah
1999-00	15	5 - 10	39,266	2,618	.184	-	-	5-10	5,089 vs. Utah
2000-01	17	12 - 5	77,104	4,528	.	-	-	12-5	8,186 vs. San Diego
2001-02	15	12 - 3	92,475	6,165	.87	-	-	12-3	11,764 vs. UNLV
2002-03	17	11 - 6	121,926	7,172	.69	-	-	11-6	*12,414 vs. Arizona/Texas Tech
2003-04	15	11 - 4	100,513	6,701	.79	-	-	11-4	11,027 vs. Air Force
2004-05	16	7 - 9	94,450	5,903	.93	-	-	7-9	8,983 vs. Utah
2005-06	15	13 - 2	105,209	7,014	.76	-	-	13-2	*12,414 vs. Wyoming
2006-07	16	14 - 2	125,135	7,821	.71	-	-	14-2	*12,414 vs. Arizona/Brigham Young
2007-08	14	11 - 3	94,638	6,760	.81	-	-	11-3	9,776 vs. Brigham Young
2008-09	^18	16 - 2	126,420	7,023	.76	-	-	15-2	*12,414 vs. Saint Mary's
2009-10	15	14 - 1	108,412	7,227	.83	-	-	14-1	*12,414 vs. Arizona/Brigham Young
2010-11	15	14 - 1	175,027	11,668	.42	-	-	14-1	*12,414 - 13 times
2011-12	19	17 - 2	229,820	12,096	.24	-	-	17-2	*12,414 - 11 times
2012-13	15	14 - 1	186,210	12,414	.27	-	-	14-1	*12,414 - 15 times
2013-14	16	15 - 1	198,624	12,414	.34	-	-	15-1	*12,414 - 16 times
2014-15	17	16 - 1	211,038	12,414	.31	-	-	16-1	*12,414 - 17 times
2015-16	20	16 - 4	244,190	12,210	.18	-	-	16-4	*12,414 - 19 times
2016-17	14	10 - 4	170,142	12,196	.40	-	-	10-4	*12,414 - 8 times
2017-18	15	13 - 2	170,163	11,344	.39	-	-	13-2	*12,414 - 3 times
2018-19	17	14 - 3	185,040	10,885	.31	-	-	14-3	*12,414 - 2 times
2019-20	15	14 - 1	175,015	11,668	.34	-	-	14-1	*12,414 - 9 times
2020-21	15	13 - 2	0	0	N/A	-	-	13-2	N/A
2021-22	15	14 - 1	169,972	11,331	.30	-	-	14-1	*12,414 - 2 times
2022-23	16	15 - 1	196,181	12,261	.29	-	-	15-1	*12,414 - 10 times
<b>Div. I Era</b>	<b>807</b>	<b>575 - 232</b>	<b>4,700,968</b>	<b>5,825</b>		<b>80-35</b>	<b>173-108</b>	<b>321-89</b>	

^18 indicates school record. NCAA refers to national attendance ranking as compiled by the NCAA. PG - Peterson Gym. SA - San Diego Sports Arena. Viejas - Viejas Arena at Aztec Bowl (Formerly Cox Arena). \* - Indicates sellout. ^ - NIT second round game played at USD's Jenny Craig Pavilion is considered home game for SDSU.

Note: Due to coronavirus pandemic, fans were not allowed in Viejas Arena for the 2020-21 season.

## Viejas Arena Record and Attendance

Season	W	L
1997-98	7	7
1998-99	4	11
1999-00	5	10
2000-01	12	5
2001-02	12	3
2002-03	11	6
2003-04	11	4
2004-05	7	9
2005-06	13	2
2006-07	14	2
2007-08	11	3
2008-09	15	2
2009-10	14	1
2010-11	14	1
2011-12	17	2
2012-13	14	1
2013-14	15	1
2014-15	16	1
2015-16	16	4
2016-17	10	4
2017-18	13	2
2018-19	14	3
2019-20	14	1
2020-21	13	2
2021-22	14	1
2022-23	15	1
<b>Total</b>	<b>321</b>	<b>89</b>

Season	Total	Avg.
1997-98	60,363	4,312
1998-99	47,035	3,136
1999-00	39,266	2,618
2000-01	77,104	4,528
2001-02	92,475	6,165
2002-03	121,926	7,172
2003-04	100,513	6,701
2004-05	94,450	5,903
2005-06	105,209	7,014
2006-07	125,135	7,821
2007-08	94,638	6,760
2008-09	121,320	7,136
2009-10	108,412	7,227
2010-11	175,027	11,668
2011-12	229,820	12,096
2012-13	186,210	12,414
2013-14	198,624	12,414
2014-15	211,038	12,414
2015-16	244,190	12,210
2016-17	170,142	12,196
2017-18	170,163	11,344
2018-19	185,040	10,885
2019-20	175,015	11,668
2020-21	0	0*
2021-22	169,972	11,331
2022-23	196,181	12,261
<b>Total</b>	<b>3,499,268</b>	<b>8,535</b>

\* - Due to COVID, fans were not allowed in 2020-21

INTRODUCTION  
COACHES & STAFF  
PLAYERS  
2022-23 REVIEW  
RECORDS  
HISTORY  
AZTEC BASKETBALL MEDIA GUIDE



MOUNTAIN WEST-RECORD 16-TIME CONFERENCE CHAMPIONS

### Largest Home Crowds

Rk.	Att.	Facility	Opponent	Date	Day	Result
1.	13,106	SA	(7) North Carolina	Dec. 29, 1988	Thur.	L, 92-103
2.	(c) 12,414	Viejas	133 times (last: March 4, 2023, vs. Colorado State, W, 67-50)			

c - venue capacity

### Largest Road/Neutral Crowds

Rk.	Att.	Opponent	Date	Result
1.	73,860	vs. (25/25) Florida Atlantic (D) (NCAA)%	April 1, 2023	W, 72-72
2.	72,423	vs. (10/12) Connecticut (NCAA)%	April 3, 2023	L, 59-76
3.	26,752	at Syracuse (NIT - 2nd round)	March 19, 2007	L, 64-80
4.	22,891	at Brigham Young*	Feb. 3, 1979	L, 80-88
5.	22,718	at (17) Brigham Young*	Jan. 8, 1981	L, 73-84
6.	22,700	at (9/9) Brigham Young*	Jan. 26, 2011	L, 58-71
7.	21,873	at (12) Brigham Young*	March 1, 1980	L, 81-114
8.	21,744	at Brigham Young*	Jan. 12, 1989	L, 81-85
9.	21,572	at (5) North Carolina	Nov. 24, 1991	L, 63-99
10.	21,365	at Brigham Young*	Feb. 16, 1984	L, 92-94 (ot)

11.	21,223	at Brigham Young*	Feb. 15, 1996	L, 68-81
12.	20,850	vs. (13/16) Illinois (D) (NCAA)^	March 15, 2002	L, 64-93
13.	20,794	at Brigham Young*	Jan. 14, 1983	L, 74-96
14.	20,725	at Brigham Young* (D)	Feb. 27, 1982	L, 66-106
15.	20,536	at Brigham Young*	Jan. 9, 1988	L, 65-92
16.	20,289	vs. (1/2) Alabama (NCAA)&	March 24, 2023	W, 71-64
17.	20,238	at Brigham Young*	Feb. 1, 1990	L, 58-75
18.	20,125	vs. Florida Gulf Coast (NCAA)^^^	March 24, 2013	L, 71-81
	20,125	vs. Oklahoma (NCAA)^^^	March 22, 2013	W, 70-55
20.	20,124	at (13/11) Brigham Young*	Feb. 24, 2010	L, 68-82
21.	20,051	vs. (rv/22) Creighton (D) (NCAA)&	March 26, 2023	W, 57-56
22.	19,411	at Brigham Young* (D)	Jan. 12, 2002	L, 64-75
23.	18,743	at Brigham Young*	Jan. 31, 1985	W, 77-71
24.	18,577	at UNLV	Feb. 16, 2013	L, 70-72
	18,577	at (14/16) UNLV* (D)	Feb. 11, 2012	L, 63-65
26.	18,557	at UNLV*	Feb. 12, 2011	W, 63-57
27.	18,500	vs. (15/14) New Mexico (MWC-SF)^^	March 15, 2013	L, 50-60
	18,500	vs. (8/8) Brigham Young (MWC-CH)^^	March 12, 2011	W, 72-54
	18,500	at UNLV (MWC-SF)	March 11, 2011	W, 74-72
	18,500	vs. (8/8) New Mexico (MWC-SF)^^	March 12, 2010	W, 72-69

^ - United Center (Chicago, Ill.), ^^ - Thomas & Mack Center (Las Vegas, Nev.), ^^ - Wells Fargo Center (Philadelphia, Pa.), # - Time Warner Cable Arena (Charlotte, N.C.), % - NRG Stadium (Houston, Texas), & - KFC Yum! Center (Louisville, Ky.)

### Rallied From Largest Deficit For Victory (since 1996-97 season)

Deficit	Score	Time	Final	Opponent (Date)
22	6-28	11:15/1st	W, 79-70	vs. Green Bay (Nov. 20, 2010)
21	16-37	18:25/2nd	ot-W, 62-52	at UNLV (March 8, 2017)
19	46-27	15:12/2nd	W, 65-60	CSUN (Jan. 1, 2019)
19	32-13	9:21/1st	W, 79-74	vs. Xavier (Nov. 20, 2018)
18	8-26	10:58/1st	W, 69-65	Monmouth (Nov. 22, 2004)
16	31-47	16:16/2nd	W, 65-60	Pepperdine (Dec. 6, 2020)
16	21-37	3:05/1st	W, 83-73	vs. Iowa (Nov. 30, 2019)
16	25-41	12:05/2nd	W, 51-48	New Mexico (March 8, 2014)
15	30-45	17:24/2nd	W, 72-58	vs. California (Nov. 26, 2015)
14	56-42	13:53/2nd	W, 72-71	vs. Florida Atlantic (April 1, 2023)
14	43-57	13:51/2nd	W, 67-65	at Boise State (Feb. 5, 2014)
14	22-36	5:47/1st	W, 67-62	TCU* (Jan. 16, 2010)
14	10-24	8:29/1st	W, 72-67	at New Mexico* (Jan. 12, 2008)
14	25-39	12:53/2nd	W, 60-57	UC Santa Barbara (Dec. 22, 1999)

### Rallied From Largest Second-Half Deficit For Victory (since 1996-97 season)

Deficit	Score	Time	Final	Opponent (Date)
21	16-37	18:25/2nd	ot-W, 62-52	at UNLV (March 8, 2017)
19	46-27	15:12/2nd	W, 65-60	CSUN (Jan. 1, 2019)
16	31-47	16:16/2nd	W, 65-60	Pepperdine (Dec. 6, 2020)
16	25-41	12:05/2nd	W, 51-48	New Mexico (March 8, 2014)
15	30-45	17:24/2nd	W, 72-58	vs. California (Nov. 26, 2015)
14	56-42	13:53/2nd	W, 72-71	vs. Florida Atlantic (April 1, 2023)
14	43-57	13:51/2nd	W, 67-65	at Boise State (Feb. 5, 2014)
14	37-51	12:52/2nd	W, 69-65	Monmouth (Nov. 22, 2004)
14	25-39	12:53/2nd	W, 60-57	UC Santa Barbara (Dec. 22, 1999)

INTRODUCTION

COACHES & STAFF

PLAYERS

2022-23 REVIEW

RECORDS

HISTORY

AZTEC BASKETBALL MEDIA GUIDE



# Clutch/Game Winning/Tying Shots



MOUNTAIN WEST-RECORD 16-TIME CONFERENCE CHAMPIONS

## Clutch, Game-Winning & Game-Tying Shots (since 1996-97 season)

A clutch shot is defined as giving SDSU a lead it never relinquished with less than two minutes to play or tied a game and forced overtime. Game winning shots are designated with a • and are defined as a shot or free throw that puts SDSU ahead to stay with less than 35 seconds to play.

Date	Opponent	Final	Play
12.31.96	at Brigham Young*	ot-W, 89-86	Jason Richey's trey forces OT (:01); • Jacobi Thompson's two FIs to break an 86-all tie (:15)
1.11.97	at Air Force*	ot-W, 77-69	Jason Richey makes two free throws to tie the game at 63 (1:12) Roy Kruswyk converts a pair of free throws in overtime to put SDSU up 71-69 (1:09) Jason Richey forces overtime with a 5-foot bank shot (:05)
1.18.97	Colorado State*	ot-L, 90-93	Jason Richey gives SDSU the lead for good in OT with a jumper (1:47)
3.3.98	vs. Wyoming (WAC)	ot-W, 60-57	Deandre Moore ties the game (:12) in regulation; Moore's trey are final points in 1st OT (:41)
12.6.00	at UC Santa Barbara	3ot-L, 77-80	Deandre Moore off-balance 5-foot shot (:02.1); Aweve Storey (ASU) halfcourt shot disallowed
12.16.00	Arizona State	W, 64-62	• Deandre Moore off-balance 5-foot shot (:02.1); Aweve Storey (ASU) halfcourt shot disallowed
1.6.01	at Loyola Marymount	W, 61-58	Karlo Kovacic connects on a three-point field goal off a pass from Al Faux
1.27.01	at UNLV*	ot-L, 72-82	Al Faux connects on a three-point field goal to tie the game in regulation
1.21.02	Wyoming*	ot-L, 85-88	Al Faux hit 3-pointers on consecutive possessions to tie the game and forced OT (:02.3)
1.26.02	UNLV*	ot-L, 79-80	Tony Bland drove right baseline off a pass from Randy Holcomb to tie the game in regulation (:26)
3.2.02	Air Force*	W, 49-47	• Al Faux banked in a short driving basket for the final points of the game (:02.6)
3.8.02	vs. Wyoming (MWC)	W, 70-69	• Al Faux 15-foot jumper right baseline from Randy Holcomb provided the final score (:19)
3.19.03	UC Santa Barbara (NIT)	ot-W, 67-62	Tony Bland's running 16-footer at horn forces OT (:01.9); Tommy Johnson's trey puts SDSU up 63-60 (1:14)
12.3.03	at San Diego	W, 66-63	Brandon Heath made a three-pointer to give SDSU a 64-63 lead; Scored SDSU's last nine pts. (1:39)
12.31.03	Portland	W, 67-61	Chris Walton banked in an off-balance 10-foot runner to break a 61-all game (:53.2)
1.12.04	Brigham Young*	W, 65-51	Brandon Heath connects on a three-pointer and has a pair of steals after the make (1:24)
1.24.04	at Colorado State	2ot-L, 82-92	Chris Walton made the first of two free throws to tie the game at 62 to force OT (:07) Brandon Heath hits a 3-pointer to push the game to a 2nd OT with the score tied at 73 (:06)
11.19.04	UC Santa Barbara	ot-L, 72-80	Marcus Slaughter converts an offensive rebound with no time remaining to force OT (:00/2nd)
11.22.04	Monmouth	W, 69-65	Brandon Heath makes a jumper in the point to complete an 18-point comeback (:46)
1.8.05	at Brigham Young*	W, 59-57	• Chris Walton rebounded and converted a six-foot jumper in one motion (:00.0)
1.28.06	at Wyoming*	ot-W, 78-77	• Trimaime Davis' put back of a miss and following FT gives SDSU a 78-77 lead (:00.3)
3.10.06	vs. UNLV (MWC)	W, 63-60	Brandon Heath pull up three gives SDSU a 61-60 lead (:38)
3.11.06	vs. Wyoming (MWC)	ot-W, 69-64	• Brandon Heath completed a spin move with a fade away 13-foot jumper to give SD the lead (:35)
11.10.06	vs. Murray State	W, 87-84	• Brandon Heath steals the ball in the backcourt and launches a halfcourt shot at the buzzer (:00)
11.11.06	at Saint Mary's	W, 74-73	• Brandon Heath makes two free throws to give SDSU a 74-73 lead (:16)
2.20.07	at New Mexico*	ot-W, 81-74	Kyle Spain makes the first of two free throws to tie the game at 70 and force OT (:17.1)
3.3.07	TCU*	W, 56-51	Mohamed Abukar's rebound, put back and subsequent free throw breaks a 51-all tie (1:38)
3.14.07	at Missouri State (NIT)	W, 74-70	• Brandon Heath connects on a three-point field goal off the dribble to break a 70-all tie (:05.3)
12.28.07	Sam Houston State	ot-W, 79-78	Billy White follows a Richie Williams miss with an offensive put back to force OT (:00.2) • Billy White scores the final points of the game as he follows a D.J. Gay errant three (:15) • Lorenzo Wade hits a three-point field goal right of center for the final points of the game (:20.9)
1.29.08	at Colorado State*	W, 83-82	• Kyle Spain knocks down two free throws to give SDSU the lead for good (:11)
11.27.08	vs. Western Carolina	W, 59-58	Billy White knocks down one of two free throws to send the game into overtime (:10)
2.3.09	at UNLV*	ot-W, 68-66	• Billy White makes a pair of free throws to put SDSU up to stay (:19.5)
2.28.09	at TCU*	ot-W, 79-77	• D.J. Gay sinks a pair of free throws for the final points of the game (:23)
11.23.09	at Fresno State	W, 62-58	• D.J. Gay makes the first and third FTA after getting fouled attempting a trey to force OT (:01)
2.26.10	at New Mexico*	ot-L, 86-88	• D.J. Gay sinks a pair of free throws for the final points of the game (:23)
3.11.10	vs. Colorado State (MWC)	W, 72-71	• D.J. Gay knocks down a baseline, fade away jumper to give SDSU the lead (:01)
2.2.11	at Colorado State*	W, 56-54	• D.J. Gay drives the lane and nails a floater to break a 72-all tie (:04)
3.11.11	at UNLV (MWC)	W, 74-72	• Xavier Thames goes the length of the court and hits a lay-up (:01.8)
11.17.11	USC	W, 56-54	• Jamaal Franklin drives the lane and connects on his lay-up attempt (:00.3)
1.15.12	UNLV*	W, 69-67	Tim Shelton grabs offensive board, gets an and-1, and nails a FT to force OT (:21)
3.3.12	at TCU*	ot-W, 98-92	• Jamaal Franklin hits a three as time expires to lift SDSU (:00)
3.8.12	vs. Boise State (MW)	W, 65-62	• Chase Tapley knocks down a three to propel the Aztecs to a one-point win (:02.8)
2.6.13	Boise State*	W, 63-62	• Dwayne Polee II nails a three to complete 14-point second-half comeback (:04.2)
2.5.14	at Boise State*	W, 67-65	Aqeel Quinn rebounds own three-point miss, steps back and hits a three to force 2OT (:10)
11.24.14	vs. Brigham Young	2ot-W, 92-87	Winston Shepard drives, draws a foul and makes two free-throws to force extra time (:03)
12.17.14	at Cincinnati	ot-L, 62-71	JJ O'Brien converts a three-point play with 51 seconds left to help lift SDSU to the road win
2.4.15	at Nevada	W, 65-63	Trey Kell starts a break and makes a layup w/1:14 left to give SDSU a lead it never gives up
3.4.15	at UNLV	W, 60-58	Trey Kell breaks a 62-all tie with a layup with 47 seconds left and SDSU stays ahead
1.13.16	at Colorado State	W, 69-62	Jeremy Hemsley gives SDSU a 66-65 lead with a layup with 1:07 left and the Aztecs hold on
2.2.16	Colorado State	W, 69-67	Malik Pope hits a three from straight away with 8 seconds left to force overtime
2.6.16	New Mexico	ot-W, 78-71	Jeremy Hemsley hits a three to give the Aztecs a lead they would not relinquish (1:57)
1.1.19	CSUN	W, 65-60	Matt Mitchell hit three free throws to put SDSU up for good (1:26)
2.23.19	at UNLV	W, 60-59	• Malachi Flynn hit a fade away three-pointer (:00.9)
12.8.19	San Jose State*	W, 59-57	• Trey Pulliam hit a running floater as the clock expired for the victory (:00)
1.9.21	Nevada*	W, 69-67	Terrell Gomez sank two free throws with 1:30 to play to put the Aztecs in the lead for good
3.11.21	vs. Wyoming	W, 69-66	Trey Pulliam hit a jumper in the point to give SDSU a 64-63 lead which it would not relinquish (1:05)
11.18.21	Arizona State	W, 65-63	• Micah Parrish hit a corner 3-pointer (:02)
11.29.22	UC Irvine	W, 72-69	• Lamont Butler hit a straight away fastbreak 3-pointer as the clock expired (:00)
3.9.23	at New Mexico*	W, 73-71	Jaedon LeDee knocked down a pair of free throws with 1:20 on the clock to give the Aztecs a 60-59 lead in the three-point win
3.9.23	vs. Colorado State	W, 64-61	• Darrion Trammell sank a free throw with one second left to break a 56-56 tie (:01)
3.26.23	vs. Creighton	W, 57-56	• Lamont Butler hit a 15-footer as the clock expired (:00) to send the Aztecs to the national championship game
4.1.23	vs. Florida Atlantic	W, 72-71	

## Situational Record Since 1999-2000

Home	311-71
Away	143-138
Neutral	84-46
Leading at Half	430-65
Trailing at Half	90-180
Tied at Half	17-9
Outrebounds Opp.	391-98
Outrebounded	126-149
Rebounds Equal	7-9
Commit Fewer TO	331-87
Commit More TO	167-149
Turnovers Equal	35-22
More Free Throw Att.	381-83
Less Free Throw Att.	139-162
Equal Free Throw Att.	17-10
Higher Field Goal Pct.	435-51
Lower Field Goal Pct.	96-202
Equal Field Goal Pct.	6-3
Shoots 50% or Better	182-15
Shoots 40-50%	259-109
Shoots 40% or Less	95-132
Opp. Shoots 50% or Better	27-73
Opp. 40-50%	197-139
Opp. 40% or Less	313-44
Score Less Than 60	41-95
Score 60-69	151-104
Score 70-79	204-36
Score 80-89	103-19
Score 90-99	34-2
Score 100+	4-0
Opp. Score Less Than 60	277-29
Opp. Score 60-69	167-68
Opp. Score 70-79	83-89
Opp. Score 80-89	7-50
Opp. Score 90-99	1-17
Opp. Score 100+	0-3

## Since 1996-97

	GW	Clutch
Tony Bland	-	2
Lamont Butler	2	-
Trimaime Davis	1	1
Al Faux	2	4
Malachi Flynn	1	1
Jamaal Franklin	2	2
D.J. Gay	3	4
Terrell Gomez	-	1
Brandon Heath	4	9
Jeremy Hemsley	-	2
Trey Kell	-	2
Jaedon LeDee	-	1
Matt Mitchell	-	1
Deandre Moore	1	3
JJ O'Brien	-	1
Dwayne Polee II	1	1
Malik Pope	-	1
Trey Pulliam	1	2
Aqeel Quinn	-	1
Jason Richey	-	4
Kyle Spain	1	2
Tim Shelton	-	1
Winston Shepard	-	1
Chase Tapley	1	1
Xavier Thames	1	1
Jacobi Thompson	1	1
Darrion Trammell	1	-
Lorenzo Wade	1	1
Chris Walton	1	3
Billy White	2	4
Richie Williams	1	1

INTRODUCTION

COACHES & STAFF

PLAYERS

2022-23 REVIEW

RECORDS

HISTORY

AZTEC BASKETBALL MEDIA GUIDE





Lamont Butler celebrates with members of Aztec Nation after hitting the biggest shot in program history, a buzzer beater at the Final Four to send San Diego State to the national championship game at the 2023 NCAA Men's Basketball Tournament.

In the history of the Final Four, Butler is the only player, with his team trailing, to have scored a game-winning basket.



## HIGHEST WINNING PERCENTAGE IN MOUNTAIN WEST GAMES

(Since 1999-00)

Team	W/L	Pct.
1. <b>San Diego State</b>	<b>249-139</b>	<b>.642</b>
2. Boise State	131-81	.618
3. Nevada	112-83	.574
4. Utah State	103-78	.569
5. UNLV	207-165	.556
6. New Mexico	203-187	.521
7. Fresno State	102-95	.518
8. Colorado State	168-204	.452
9. Wyoming	159-211	.430
10. Air Force	126-247	.266
11. San Jose State	31-147	.174

## HIGHEST WINNING PERCENTAGE

(Since 2009-10)

Team	W/L	Pct.
1. Gonzaga	425-69	.860
2. Kansas	415-92	.819
3. Duke	396-103	.794
4. Kentucky	387-113	.759
5. Saint Mary's	355-113	.752
6. <b>San Diego State</b>	<b>364-116</b>	<b>.758</b>
7. Arizona	363-120	.748
8. Wichita State	351-118	.745
9. Belmont	342-117	.745
10. Villanova	359-123	.745



## MOST DIVISION I APPEARANCES IN A CONFERENCE CHAMPIONSHIP GAME

(Since 2006)

Team	Appearances
1. Gonzaga	18
2. <b>San Diego State</b>	<b>14</b>
3. New Mexico State	13
4. Belmont	12
5. Kansas	12
6. Vermont	12
7. Winthrop	11
8. Iona	11
9. Saint Mary's	11
10. Virginia Commonwealth	11

## MOST WEEKS RANKED IN THE AP AMONG MOUNTAIN WEST TEAMS

(Since 1999-00)

Team	WEEKS
1. <b>San Diego State</b>	<b>101</b>
2. Nevada	62
3. New Mexico	40
4. UNLV	32
5. Utah State	20
6. Air Force	13
7. Colorado State	10
8. Fresno State	8
9. Wyoming	2
10. Boise State	2
11. San Jose State	0





**ST**

**In 2022-23 San Diego State achieved several firsts in program history...**

- Won a game in the Sweet 16
- Appeared in and won a game in the Elite 8 and Final Four
- Played for the national championship
- Finished the season ranked No. 2 in the USA Today Coaches Poll, the highest in program history
- **Brian Dutcher** won his first NCAA Tournament game as HC, but has a 41-21 NCAA Tournament record as a coach
- Defeated the AP No. 1 team in the nation and the top seed in the NCAA Tournament (Alabama in the Sweet 16)
- Surpassed Ohio State as the most successful school in the nation in combined football and men's basketball win percentage since the start of the 2009-10 season
- **Lamont Butler** hit a buzzer-beating game-winning shot to defeat Florida Atlantic in the Final Four...it is the only successful shot from a team that was trailing to win a game in the Final Four
- **Darrion Trammell** is the first Aztecs to earn an NCAA Regional Most Outstanding Player honors at the NCAA Tournament
- The Aztecs placed two players on an NCAA All-Regional team and one on the NCAA All-Tournament Team