

Rushing



Bold indicates set by a current Aztec
 * - Indicates conference game
 ^ - Indicates Division I era record

■ Team Records

Most Attempts

Game: 71 at San José State, 11/4/17
 71, vs. UTEP, 11/17/79
Season: 675, in 2015 (11-3)

Fewest Attempts

Game: 12, at Brigham Young*, 10/9/01
Season: 284, in 2008 (2-10)

Most Yards

Game: 554 at San José State, 11/4/17
Season: 3,680, in 2016 (11-3)

Fewest Yards

Game: -49, at San José State*, 11/6/71
Season: 637, in 1958 (3-5)

Most Touchdowns

Game: 10, vs. New Mexico State, 11/15/69
Season: 34, in 2016 (11-3)

Fewest Touchdowns

Season: 4, in 1960 (1-6-1) and 1959 (1-6-1)

Most Yards Per Carry

Game: 12.1 vs. Army (AFB), 12/23/17
Season: 5.8, in 2016 (11-3)

Most Yards Per Game

Season: 269.4, in 1952 (4-5)

Fewest Yards Per Game

Season: 72.9, in 2002 (4-9)

SINGLE-SEASON HIGHS/DI ERA

Attempts	Yards Per Game
1. 675 in 2015 (11-3)	1. 262.9 in 2016 (11-3)
2. 636 in 2016 (11-3)	2. 252.5 in 2017 (10-3)
3. 578 in 2012 (9-4)	3. 233.3 in 2015 (11-3)
4. 575 in 2017 (10-3)	4. 220.7 in 2012 (9-4)
5. 572 in 2022 (12-2)	5. 216.1 in 2014 (7-6)
6. 559 in 1976 (10-1)	6. 206.3 in 1991 (8-4-1)
7. 536 in 2019 (10-3)	7. 202.8 in 1995 (8-4)
8. 521 in 1991 (8-4-1)	8. 199.4 in 2020 (4-4)
9. 519 in 2018 (7-6)	9. 187.2 in 1976 (10-1)
10. 517 in 2014 (7-6)	10. 186.6 in 1998 (7-5)

Yards	Touchdowns
1. 3,680 in 2016 (11-3)	1. 34 in 2016 (11-3)
2. 3,282 in 2017 (10-3)	2. 33 in 2017 (10-3)
3. 3,266 in 2015 (11-3)	3. 32 in 2015 (11-3)
4. 2,869 in 2012 (9-4)	4. 30 in 2013 (8-5)
5. 2,809 in 2014 (7-6)	30 in 2012 (9-4)
6. 2,476 in 1991 (8-4-1)	30 in 1991 (8-4-1)
7. 2,440 in 2022 (12-2)	30 in 1989 (6-5-1)
8. 2,433 in 1995 (8-4)	8. 29 in 2010 (9-4)
9. 2,398 in 2011 (8-5)	9. 28 in 2011 (8-5)
10. 2,166 in 2013 (8-5)	10. 27 in 1995 (8-4)

MOST YARDS

Rk.	Opponent, Date (Result)	Yards
1.	at San José State*, 11/4/17 (W, 52-7)	554
2.	at Nevada*, 11/12/16 (W, 46-16)	474
3.	Mexico Poly, 9/17/66 (W, 45-0)	454
4.	at UC Santa Barbara*, 10/19/62 (W, 46-8)	453
5.	Pacific, 9/14/91 (W, 55-34)	430
6.	San Francisco State, 9/26/64 (W, 54-0)	423
7.	Redlands, 10/18/52 (W, 27-12)	413
8.	at UC Santa Barbara*, 10/19/62 (W, 46-8)	411
9.	at Utah State*, 10/31/20 (W, 38-7)	407
10.	at Utah State*, 10/28/16 (W, 40-13)	400
	Wyoming*, 11/24/12 (W, 42-28)	400
12.	at New Mexico*, 10/10/14 (W, 24-14)	397
13.	San José State*, 11/29/14 (W, 38-7)	393

Pepperdine*, 10/11/52 (W, 33-13)	393
15. Cal St. Los Angeles*, 10/27/51 (W, 64-0)	390

MOST YARDS PER CARRY/DI ERA

Rk.	Opponent, Date (Result)	YPC
1.	vs. Army (AFB), 12/23/17 (L, 35-42)	12.14
2.	at Nevada*, 11/12/16 (W, 46-16)	10.77
3.	San José State, 10/21/95 (W, 49-20)	9.36
4.	Idaho State, 9/10/22 (W, 38-7)	8.84
5.	at New Mexico*, 10/10/14 (W, 24-14)	8.63
6.	UTEP*, 11/16/85 (W, 34-6)	8.53
7.	at Wyoming*, 11/24/12 (W, 42-28)	8.33
8.	Pacific, 9/14/91 (W, 55-34)	7.96
9.	Wyoming*, 10/29/11 (L, 27-30)	7.89
10.	at San José State*, 11/4/17 (W, 52-7)	7.80
11.	at Utah State*, 10/31/20 (W, 38-7)	7.68
12.	at (nr/25) Missouri, 9/18/10 (L, 24-27)	7.58
13.	Hawaii*, 10/11/96 (W, 56-8)	7.48
14.	Colorado State*, 9/28/85 (W, 48-23)	7.23
15.	New Mexico*, 11/24/17 (W, 35-10)	7.16

■ Individual Records

Most Yards

Game: 386, Marshall Faulk vs. Pacific, 9/14/91
Season: 2,248, Rashaad Penny, 2017
Career: 6,405, Donnel Pumphrey, 2013-14-15-16

Most Yards By A Senior

Game: 285, Larry Ned vs. Eastern Illinois, 10/6/01
Season: 2,248, Rashaad Penny, 2017

Most Yards By A Junior

Game: 270, George Jones at Fresno State, 10/14/95
Season: 1,842, George Jones, 1995

Most Yards By A Sophomore

Game: 300, Marshall Faulk vs. (23) Hawaii, 11/14/92
Season: 1,867, Donnel Pumphrey, 2014

Most Yards By A Freshman

Game: 386, Marshall Faulk vs. Pacific, 9/14/91
Season: 1,532, Ronnie Hillman, 2010

Most Yards By A Quarterback

Game: 116, Joe Turpin vs. Cal Poly, 9/30/67
Season: 402, Kevin O'Connell, 2005
Career: 1,312, Kevin O'Connell, 2004-05-06-07

Most Attempts

Game: 47, Larry Ned vs. Wyoming*, 11/17/01
Season: 349, Donnel Pumphrey, 2016
Career: 1,059, Donnel Pumphrey, 2013-14-15-16

Most Touchdowns

Game: 7, Marshall Faulk vs. Pacific, 9/14/91
Season: 23, Rashaad Penny, 2017
 23, George Jones, 1995
Career: 62, Donnel Pumphrey, 2013-14-15-16

Highest Average Yards Per Carry

Game: 20.8, Rashaad Penny at Nevada*, 11/12/16 (min. 10 atts.)
Season: 8.0, Nate Johns, 1965 (min. 100 atts.)
Career: 7.5, Rashaad Penny, 2014-15-16-17 (min. 200 atts.)

Highest Average Per Game

Season: 172.9, Rashaad Penny, 2017 (min. 8 gms.)
Career: 143.4, Marshall Faulk, 1991-92-93 (min. 15 gms.)

Most 100-Yard Games

Season: 11, Rashaad Penny, 2017
 11, Donnel Pumphrey, 2016
Career: 33, Donnel Pumphrey, 2013-14-15-16



DONNEL PUMPHREY

YARDS RUSHING/CAREER

Pl.	Player	Seasons	Att	Gain	Loss	Net	Avg.	TD
1.	Donnel Pumphrey	2013-14-15-16	1,059	6,603	198	6,405	6.0	62
2.	Marshall Faulk	1991-92-93	766	4,786	197	4,589	6.0	57
3.	Rashaad Penny	2014-15-16-17	488	3,755	99	3,656	7.5	38
4.	Larry Ned	1998-99-00-01	765	3,792	230	3,562	4.7	36
5.	Ronnie Hillman	2010-11	573	3,384	141	3,243	5.7	36
6.	Adam Muema	2011-12-13	535	3,070	115	2,955	5.5	34
7.	Jonas Lewis	1996-97-98-99	589	3,015	172	2,843	4.8	15
8.	George Jones	1995-96	486	2,904	94	2,810	5.8	34
9.	Juwan Washington	2016-17-18-19	531	2,851	152	2,699	5.1	25
10.	Norm Nygaard	1952-53-54	407	2,766	147	2,619	6.4	25
11.	Wayne Pittman	1991-92-93-94	551	2,498	135	2,363	4.3	17
12.	Chris Hardy	1983-84-85-86	447	2,448	107	2,341	5.2	22
13.	David Turner	1976-77	433	2,336	102	2,234	5.2	19
14.	Paul Hewitt	1987-88	473	2,178	122	2,056	4.3	28
15.	Lynell Hamilton	2003-05-06-07	480	2,191	139	2,052	4.3	14
16.	Kern Carson	1961-62-63	316	2,002	91	1,911	6.0	26
17.	Chase Price	2012-13-14-15	377	1,926	52	1,874	5.0	12
18.	Walter Kazee	2009-10-11-12	388	1,896	44	1,852	4.8	17
19.	Greg Bell	2020-21	358	1,833	105	1,728	4.8	15
20.	Art Preston	1949-50-51	317	1,858	194	1,664	5.2	-
21.	Brandon Bomes	2004-05-06-07	375	1,616	63	1,553	4.1	13
22.	Atiyah Henderson	2006-07-08	338	1,531	94	1,437	4.3	5
23.	Don Shy	1965-66	258	1,250	136	1,432	5.3	12
24.	Chance Bell	2018-19-20-21-22	307	1,463	71	1,392	4.5	9
25.	Jordan Byrd	2018-19-20-21-22	275	1,454	101	1,353	4.9	12
26.	Kevin O'Connell (QB)	2004-05-06-07	395	1,996	684	1,312	3.3	19
27.	Mike Waters	1983-84	312	1,291	25	1,266	4.1	5
28.	Lloyd Edwards	1967-68	249	1,254	3	1,251	5.0	10
29.	Jim Allison	1963-64	180	1,259	26	1,233	6.9	16
30.	Monty Reed	1974-75	264	1,290	59	1,231	4.7	18
31.	Bill Kramer	1973-74	190	1,248	23	1,225	6.4	4
32.	Michael Franklin	2002-03-04-05	263	1,310	94	1,216	4.6	5
33.	Mario Mendez	1961-62-63	213	1,200	32	1,168	5.5	20
34.	Ted Washington	1966-67	244	1,234	78	1,156	4.7	13
35.	George Brown	1968-69-70	278	1,171	24	1,147	4.1	10
36.	Ron Slack	1986-87-88-89	271	1,203	67	1,136	4.2	14
37.	T.C. Wright	1990-91	198	1,178	43	1,135	5.7	9
38.	Chase Jasmin	2017-18-19-20	255	1,181	60	1,121	4.4	11
39.	Derrick Harvey	1980-82-83	278	1,162	46	1,116	4.0	9
40.	Tony Allen	1979	226	1,141	47	1,094	4.8	10
41.	Brandon Sullivan	2007-08-09-10	300	1,157	70	1,087	3.6	14
42.	Phil Prokop	1951-52-53	116	1,115	30	1,085	9.4	9
43.	Ollie Brown	1973-74-75-76	206	1,101	46	1,055	5.1	8

Rushing



RUSHING/SEASON

Pl.	Player	Cl.	Season	Att.	Yds.	TD	YPC	YPG	GP1K	TGP1K
1.	Rashaad Penny	Sr.	►+2017	289	2,248	23	7.79	172.92	7	7
2.	Donnel Pumphrey	Sr.	►+2016	349	2,133	17	6.11	152.36	6	6
3.	Donnel Pumphrey	So.	+2014	276	1,867	20	6.76	143.62	8	8
4.	George Jones	Jr.	1995	305	1,842	23	6.04	153.50	7	7
5.	Ronnie Hillman	So.	+2011	311	1,711	19	5.50	131.62	7	7
6.	Donnel Pumphrey	Jr.	+2015	309	1,653	17	5.35	118.07	9	9
7.	Marshall Faulk	So.	►1992	265	1,630	15	6.15	163.00	6	6
8.	Marshall Faulk	T-Fr.	►+1991	231	1,586	21	6.87	158.60	7	10
9.	Larry Ned	Sr.	2001	311	1,549	15	4.98	140.82	8	8
10.	Ronnie Hillman	T-Fr.	+2010	262	1,532	17	5.85	117.85	9	9
11.	Marshall Faulk	Jr.	1993	300	1,530	21	5.10	127.50	9	9
12.	Adam Muema	So.	+2012	237	1,458	16	6.15	112.15	10	10
13.	David Turner	Sr.	1977	240	1,252	12	5.22	113.82	10	10
14.	Adam Muema	Jr.	+2013	256	1,244	15	4.86	95.69	11	11
15.	Jim Allison	Sr.	1964	174	1,186	16	6.82	131.78	8	9
16.	Chris Hardy	Jr.	1985	158	1,150	7	7.28	95.83	11	11
17.	Wayne Pittman	Sr.	1994	274	1,136	12	4.15	103.27	10	10
18.	Tony Allen	Sr.	1979	226	1,094	10	4.84	99.45	10	10
19.	Greg Bell	Sr.	+2021	245	1,091	9	4.45	77.93	14	14
20.	Lynell Hamilton	T-Fr.	2003	234	1,087	4	4.65	108.70	10	10
21.	Paul Hewitt	Sr.	1988	240	1,055	10	4.40	95.91	11	11
22.	Jonas Lewis	So.	1997	227	1,021	6	4.50	92.82	11	11
23.	Rashaad Penny	Jr.	+2016	136	1,018	11	7.49	72.71	14	14
24.	Norm Nygaard	So.	1952	153	1,016	9	6.64	NA	NA	NA
25.	Chase Price	Sr.	+2015	190	1,008	6	5.31	72.00	14	14
25.	Paul Hewitt	Jr.	1987	233	1,001	18	4.30	83.42	12	12

► - indicates player led the nation in rushing yardage. + - indicated team participated in bowl game. GP1K - games played to date when reaching 1,000 yards; TGP1K - team games to date when player reached 1,000 yards.

Multiple 1,000-Yard Seasons: Marshall Faulk (3), Donnel Pumphrey (3), Paul Hewitt (2), Ronnie Hillman (2), Adam Muema (2), Rashaad Penny (2)

Head Coaches for 1,000-Yard Seasons: Rocky Long (9), Ted Tollner (4), Al Luginbill (3), Claude Gilbert (2), **Brady Hoke (2)**, Denny Stolz (2), Don Coryell (1), Tom Craft (1), Bill Schutte (1), Doug Scovill (1)

Most Consecutive 100-Yard Games

To Start SDSU Career: 4, Greg Bell, 2021

Season: 9, Donnel Pumphrey, 2016

Career: 10, Marshall Faulk, 1991-92

Most 200-Yard Games

Season: 6, Rashaad Penny, 2017

Career: 7, Rashaad Penny, 2014-15-16-17

7, Marshall Faulk, 1991-92-93

■ Rushing Yards

YARDS RUSHING/SENIOR

Pl.	Player, Season	Yards
1.	Rashaad Penny, 2017	2,248
2.	Donnel Pumphrey, 2016	2,133
3.	Larry Ned, 2001	1,549
4.	David Turner, 1977	1,252
5.	Jim Allison, 1964	1,186

YARDS RUSHING/JUNIOR

Pl.	Player, Season	Yards
1.	George Jones, 1995	1,842
2.	Donnel Pumphrey, 2015	1,653
3.	Marshall Faulk, 1993	1,530
4.	Adam Muema, 2013	1,244
5.	Chris Hardy, 1985	1,150

YARDS RUSHING/SOPHOMORE

Pl.	Player, Season	Yards
1.	Donnel Pumphrey, 2014	1,867
2.	Ronnie Hillman, 2011	1,711
3.	Marshall Faulk, 1992	1,630
4.	Adam Muema, 2012	1,458
5.	Jonas Lewis, 1997	1,021

YARDS RUSHING/FRESHMAN

Pl.	Player, Season	Yards
1.	Ronnie Hillman, 2010	1,532
2.	Marshall Faulk, 1991	1,429

3.	Lynell Hamilton, 2003	1,087
4.	Darrin Wagner, 1989	787
5.	Atiyah Henderson, 2006	764

SEASON/QUARTERBACK

Pl.	Player, Season	Yards
1.	Kevin O'Connell, 2007	408
2.	Kevin O'Connell, 2005	402
3.	Kevin O'Connell, 2004	347
4.	Ryan Katz, 2012	287
5.	Bill Donckers, 1972	233

■ Rushing Attempts

SEASON

Pl.	Player, Season (Yards)	Attempts
1.	Donnel Pumphrey, 2016 (2,133)	349
2.	Ronnie Hillman, 2011 (1,711)	311
	Larry Ned, 2001 (1,549)	311
4.	Donnel Pumphrey, 2015 (1,653)	309
5.	George Jones, 1995 (1,842)	305
6.	Marshall Faulk, 1993 (1,530)	300
7.	Rashaad Penny, 2017 (2,248)	289
8.	Donnel Pumphrey, 2014 (1,867)	276
9.	Wayne Pittman, 1994 (1,136)	274
10.	Marshall Faulk, 1992 (1,630)	265
11.	Ronnie Hillman, 2010 (1,532)	262
12.	Adam Muema, 2013 (1,244)	256
13.	Greg Bell, 2022 (1,091)	245
14.	Paul Hewitt, 1988 (1,104)	240
	David Turner, 1977 (1,252)	240

CAREER

Pl.	Player, Seasons (Yards)	Attempts
1.	Donnel Pumphrey, 2013-14-15-16 (6,405)	1,059
2.	Marshall Faulk, 1991-92-93 (4,589)	766
3.	Larry Ned, 1998-99-00-01 (3,562)	765
4.	Jonas Lewis, 1996-97-98-99 (2,843)	589
5.	Ronnie Hillman, 2010-11 (3,243)	573
6.	Wayne Pittman, 1991-92-93-94 (2,389)	551

■ Single-Game Rushing Leaders

RUSHING YARDS

Pl.	Player	Opponent	Att	Yards	Avg.	TD
1.	Marshall Faulk	vs. Pacific, Sept. 14, 1991	37	386	10.43	7
2.	Marshall Faulk	vs. (23) Hawai'i, Nov. 14, 1992	43	300	6.98	4
3.	Marshall Faulk	at Brigham Young*, Sept. 10, 1992	35	299	8.54	3
4.	Larry Ned	vs. Eastern Illinois, Oct. 6, 2001	30	285	9.50	3
5.	Donnel Pumphrey	vs. California, Sept. 10, 2016	29	281	9.69	3
6.	George Jones	at UNLV*, Nov. 16, 1996	32	275	8.59	3
7.	Jim Allison	vs. San Francisco State, Sept. 26, 1964	20	271	13.55	4
8.	George Jones	vs. Fresno State*, Oct. 14, 1995	28	270	9.64	5
9.	Donnel Pumphrey	vs. San José State*, Nov. 29, 2014	21	261	12.32	3
10.	Paul Hewitt	vs. Air Force*, Sept. 11, 1988	45	259	5.76	4

RUSHING YARDS/QUARTERBACK

Pl.	Player	Opponent	Att	Yards	Avg.	TD
1.	Joe Turpin	vs. Cal Poly, Sept. 30, 1967	11	116	10.55	1
2.	Matt Kofler	vs. New Mexico*, Nov. 22, 1980	21	102	4.86	2
3.	Kevin O'Connell	at Brigham Young*, Nov. 6, 2004	15	101	6.73	0

RUSHING ATTEMPTS

Pl.	Player	Opponent	Att	Yards	Avg.	TD
1.	Larry Ned	vs. Wyoming*, Nov. 17, 2001	47	209	4.45	4
2.	Paul Hewitt	vs. Air Force*, Sept. 11, 1988	45	259	5.76	4
3.	Marshall Faulk	vs. (23) Hawai'i, Nov. 14, 1992	43	300	6.98	4
4.	Lynell Hamilton	vs. Wyoming*, Oct. 25, 2003	40	218	5.45	0
	Larry Ned	at Colorado State*, Sept. 22, 2001	40	177	4.43	2
	Jonas Lewis	at Fresno State*, Nov. 15, 1997	40	253	6.33	2
	George Jones	at New Mexico*, Oct. 19, 1996	40	187	4.68	5
	Derrick Harvey	at Wyoming*, Oct. 9, 1982	40	134	3.35	1
9.	Donnel Pumphrey	at Fresno State*, Oct. 14, 2016	38	220	5.79	2
	David Turner	vs. New Mexico, Nov. 27, 1976	38	146	3.84	1

RUSHING TOUCHDOWNS

Pl.	Player	Opponent	Att	Yards	Avg.	TD
1.	Marshall Faulk	vs. Pacific, Sept. 14, 1991	37	386	10.43	7
2.	George Jones	at New Mexico*, Oct. 19, 1996	40	187	4.68	5
	George Jones	vs. Fresno State*, Oct. 14, 1995	28	270	9.64	5
	Marshall Faulk	at Hawai'i, Oct. 5, 1991	22	212	9.64	5
5.	Rashaad Penny	vs. Army (AFB), Dec. 23, 2017	14	221	15.79	4
	Donnel Pumphrey	vs. UNLV*, Sept. 27, 2014	22	167	7.59	4
	Adam Muema	at Wyoming*, Nov. 24, 2012	26	255	9.81	4
	Ronnie Hillman	vs. Fresno State, Dec. 3, 2011	29	178	6.14	4
	Ronnie Hillman	vs. Washington State, Sept. 17, 2011	32	191	5.97	4
	Ronnie Hillman	at New Mexico State, Sept. 11, 2010	22	150	6.82	4
	Larry Ned	vs. Wyoming*, Nov. 17, 2001	47	209	4.45	4
	Marshall Faulk	at Hawai'i, Oct. 19, 1993	27	175	6.48	4
	Marshall Faulk	vs. (23) Hawai'i, Nov. 14, 1992	43	300	6.98	4
	Paul Hewitt	vs. Air Force*, Sept. 11, 1988	45	259	5.76	4
	Jim Allison	vs. San Francisco State, Sept. 26, 1964	20	271	13.55	4
	Mario Mendez	vs. San Diego, Nov. 18, 1961	20	152	7.60	4
	Norm Nygaard	vs. Hawai'i, Sept. 26, 1953	NA	NA	NA	4
	Art Preston	at Fresno State, Nov. 3, 1951	NA	NA	NA	4

LONGEST RUSH

Pl.	Player	Opponent	Yards
1.	Ronnie Hillman	vs. Wyoming*, Oct. 29, 2011 (L, 27-30)	99
2.	Phil Prokop	vs. Pepperdine*, Oct. 11, 1952 (W, 33-13)	98
3.	Rashaad Penny	at Arizona State, Sept. 9, 2017 (W, 30-20)	95
4.	Donnel Pumphrey	at New Mexico*, Oct. 10, 2014 (W, 24-14)	93
	Ronnie Hillman	at Missouri, Sept. 18, 2010 (L, 24-27)	93
6.	Chris Hardy	vs. UTEP*, Nov. 16, 1985 (W, 34-6)	92
	Chris Hardy	vs. Colorado State, Sept. 28, 1985 (W, 48-23)	92
	Volney Quinlan	vs. San Diego Marines, Oct. 13, 1951 (W, 34-18)	92
9.	Ken Carson	at Fresno State*, Nov. 2, 1963 (W, 34-6)	88
10.	Ted Washington	vs. North Dakota State, Nov. 5, 1966 (W, 36-0)	86

7.	Adam Muema, 2011-12-13 (2,852)	535	14.	David Turner, 1976-77 (2,234)	433
8.	Juwan Washington, 2016-17-18-19 (2,699)	531	15.	Kevin O'Connell (QB), 2004-05-06-07 (1,312)	395
9.	Rashaad Penny, 2014-15-16-17 (3,656)	488			
10.	George Jones, 1995-96 (2,810)	486			
11.	Lynell Hamilton, 2003-05-06-07 (2,052)	480			
12.	Paul Hewitt, 1987-88 (2,574)	473			
13.	Chris Hardy, 1983-84-85-86 (2,341)	447			

Rushing



■ Rushing TDs

SEASON

Pl. Player, Season	TDs
1. Rashaad Penny, 2017	23
George Jones, 1995	23
3. Marshall Faulk, 1993	21
Marshall Faulk, 1991	21
5. Donnel Pumphrey, 2014	20
6. Ronnie Hillman, 2011	19
7. Paul Hewitt, 1987	18
8. Donnel Pumphrey, 2016	17
Donnel Pumphrey, 2015	17
Ronnie Hillman, 2010	17
11. Adam Muema, 2012	16
Jim Allison, 1964	16
13. Larry Ned, 2001	15
Marshall Faulk, 1992	15
15. Ron Slack, 1989	13
David Turner, 1977	13

SEASON/QUARTERBACK

Pl. Player, Season	TDs
1. Kevin O'Connell, 2007	11
2. Matt Kofler, 1981	7
Matt Kofler, 1980	7
4. Dennis Shaw, 1969	6

CAREER

Pl. Player, Seasons	TDs
1. Donnel Pumphrey, 2013-14-15-16	62
2. Marshall Faulk, 1991-92-93	57
3. Rashaad Penny, 2014-15-16-17	36
4. Ronnie Hillman, 2010-11	36
Larry Ned, 1998-99-00-01	36
6. Adam Muema, 2011-12-13	34
George Jones, 1995-96	34
8. Paul Hewitt, 1987-88	28
9. Juwan Washington, 2016-17-18-19	25
10. Chris Hardy, 1983-84-85-86	22
11. Casey Brown, 1982-83-84-85	21
12. Kevin O'Connell (QB), 2004-05-06-07	19
David Turner, 1976-77	19
14. Monty Reedy, 1974-75	18
15. Walter Kazee, 2009-10-11-12	17
Wayne Pittman, 1991-92-93-94	17
Curtis Butts, 1989-90-91	17

CAREER/QUARTERBACK

Pl. Player, Season	TDs
1. Kevin O'Connell, 2004-05-06-07	19
2. Matt Kofler, 1980-81	14
3. Dennis Shaw, 1969	6

■ Rushing YPC

SEASON

Pl. Player, Season (Att.-Yards)	YPC
1. Rashaad Penny, 2017 (289-2,248)	7.79
2. Rashaad Penny, 2016 (136-1,018)	7.49
3. Chris Hardy, 1985 (158-1,150)	7.28
4. Norm Nygaard, 1953 (126-889)	7.06
5. Marshall Faulk, 1992 (265-1,630)	6.87
6. Jim Allison, 1964 (174-1,186)	6.82
7. Donnel Pumphrey, 2014 (276-1,867)	6.76
8. Norm Nygaard, 1952 (153-1,016)	6.64
9. Adam Muema, 2012 (237-1,458)	6.152
10. Marshall Faulk, 1992 (265-1,630)	6.151
11. Bill Kramer, 1974 (148-905)	6.115
12. Donnel Pumphrey, 2016 (349-2,133)	6.112
13. George Jones, 1995 (305-1,842)	6.04
14. Donnel Pumphrey, 2013 (125-752)	6.02
15. Juwan Washington, 2017 (127-759)	5.98

CAREER

Pl. Player, Seasons (Yards)	YPC
<i>(minimum 250 attempts)</i>	
1. Rashaad Penny, 2014-15-16-17 (3,656)	7.49
2. Norm Nygaard, 1952-53-54 (2,619)	6.44
3. Donnel Pumphrey, 2013-14-15-16 (6,405)	6.048
4. Kern Carson, 1961-62-63 (1,911)	6.047
5. Marshall Faulk, 1991-92-93 (4,589)	5.99
6. George Jones, 1995-96 (2,810)	5.78
7. Ronnie Hillman, 2010-11 (3,243)	5.66
8. Don Shy, 1965-66 (1,432)	5.55
9. Adam Muema, 2011-12-13 (2,955)	5.52
10. Paul Hewitt, 1987-88 (2,574)	5.44
11. Art Preston, 1949-50-51 (1,664)	5.25
12. Chris Hardy, 1983-84-85-86 (2,341)	5.24
13. David Turner, 1976-77 (2,234)	5.16
14. Juwan Washington, 2016-17-18-19 (2,699)	5.08
15. Chase Price, 2012-13-14-15 (1,874)	4.97

■ Rushing YPG

SEASON

Pl. Player, Season (Yards-GP)	YPG
<i>(minimum 8 games)</i>	
1. Rashaad Penny, 2017 (2,248-13)	172.9
2. Marshall Faulk, 1992 (1,630-10)	163.0
3. Marshall Faulk, 1991 (1,586-10)	158.6
4. George Jones, 1995 (1,842-12)	153.5
5. Donnel Pumphrey, 2016 (2,133-14)	152.4
6. Donnel Pumphrey, 2014 (1,867-13)	143.6
7. Larry Ned, 2001 (1,549-11)	140.8
8. Jim Allison, 1964 (1,186-9)	131.8
9. Ronnie Hillman, 2011 (1,711-13)	131.6
10. Marshall Faulk, 1993 (1,530-12)	127.5
11. Donnel Pumphrey, 2015 (1,653-14)	118.1
12. Ronnie Hillman, 2010 (1,532-13)	117.9
13. David Turner, 1977 (1,252-11)	113.8
14. Adam Muema, 2012 (1,458-13)	112.2
15. Juwan Washington, 2018 (999-9)	111.0

■ Top Performances

100-YARD RUSHING GMS/SEASON

Pl. Player, Season	Games
1. Rashaad Penny, 2017	11
Donnel Pumphrey, 2016	11
3. Donnel Pumphrey, 2014	10
4. Donnel Pumphrey, 2015	9
Ronnie Hillman, 2011	9
George Jones, 1995	9
7. Marshall Faulk, 1992	8
Marshall Faulk, 1991	8
9. Adam Muema, 2012	7
Marshall Faulk, 1993	7
David Turner, 1977	7
Jim Allison, 1964	7
13. Adam Muema, 2013	6
Ronnie Hillman, 2010	6
Larry Ned, 2001	6
Tony Allen, 1979	6

100-YARD RUSHING GMS/CAREER

Pl. Player, Seasons	Games
1. Donnel Pumphrey, 2013-14-15-16	33
2. Marshall Faulk, 1991-92-93	23
3. Rashaad Penny, 2014-15-16-17	16
4. Ronnie Hillman, 2010-11	15
5. Adam Muema, 2011-12-13	14
George Jones, 1995-96	14
7. Larry Ned, 1998-99-00-01	13
8. Jonas Lewis, 1996-97-98-99	12
9. David Turner, 1976-77	11
Norm Nygaard, 1952-53-54	11
11. Greg Bell, 2020-21	9
Chris Hardy, 1983-84-85-86	9

13. Lynell Hamilton, 2003-05-06-07	8
Wayne Pittman, 1991-92-93-94	8
Paul Hewitt, 1987-88	8

300-Yard Performances By Player (2 Total; 1 Player) - Marshall Faulk 2.

200-Yard Performances By Player (52 Total; 20 Players) - Marshall Faulk 7, Rashaad Penny 7, Donnel Pumphrey 6, George Jones 4, Adam Muema 4, Larry Ned 4, Ronnie Hillman 3, Lynell Hamilton 2, Chris Hardy 2, Paul Hewitt 2, David Turner 2, Tony Allen 1, Jim Allison 1, Ollie Brown 1, Kern Carson 1, Jonas Lewis 1, Norm Nygaard 1, Phil Prokop 1, Eddie Stewart 1, Gary Wilson 1.

Most 200-Yard Performances in a Season - 6 by Rashaad Penny in 2017, 4 by Donnel Pumphrey in 2016, 4 by Marshall Faulk in 1992; 3 by Larry Ned in 2001; 3 by George Jones in 1995.

100-Yard Performances By Player (350 Total; 81 Players) - Donnel Pumphrey 33, Marshall Faulk 23,

Rashaad Penny 16, Ronnie Hillman 15, George Jones 14, Adam Muema 14, Larry Ned 13, Jonas Lewis 12, Norm Nygaard 11, David Turner 11, Greg Bell 9, Chris Hardy 9, Lynell Hamilton 8, Paul Hewitt 8, Wayne Pittman 8, Jim Allison 7, Juwan Washington 7, Tony Allen 6, Art Preston 6, Kern Carson 5, Walter Kazee 5, Don Shy 5, T.C. Wright 5, Lloyd Edwards 4, Michael Franklin 4, Atiyah Henderson 4, Nate Johns 4, Bill Kramer 4, Chase Price 4, Ted Washington 4, George Brown 3, Jordan Byrd 3, Phil Prokop 3, Darrin Wagner 3, Ollie Brown 2, Phil DuBois 2, Frank Geary 2, Max Glass 2, Claude Lewis 2, Larry Maxey 2, Mario Mendez 2, Jim Pyles 2, Monty Reed 2, Ron Slack 2, Eddie Stewart 2, Brandon Sullivan 2, Glenn Zinser 2, Chance Bell 1, Binky Benton 1, Don Bonatus 1, Tommy Booker 1, Brandon Bomes 1, Curtis Butts 1, Murry Callan 1, Fred Collins 1, Bob Cozens 1, **Kenan Christon** 1, Mac Dillingham 1, Craig Ellis 1, George Gilliland 1, Corey Gilmore 1, Marty Graham 1, David Hardy 1, Derrick Harvey 1, Mike Hill 1, Chase Jasmin 1, Marcus Jennings 1, Matt Kofler 1, Marshall Malcolm 1, Kevin O'Connell 1, Del Pifer 1, Volney Quinlan 1, Joe Riccobono 1, Walt Sefton 1, Ronnie Smith 1, Bob Tomlinson 1, Joe Turpin 1, Adam Victoria 1, Pete Walker 1, Justin Watson 1, Gary Wilson 1.

100-Yard Performances By Quarterback (3 Total; 3 Players) - Matt Kofler 1, Kevin O'Connell 1, Joe Turpin 1.

100-YARD RUSHING GAMES

Rk. Player	Yards	Opponent	Date
1. Marshall Faulk	386	Pacific	9-14-91
2. Marshall Faulk	300 (23)	Hawaii*	11-14-92
3. Marshall Faulk	299	at Brigham Young*	9-10-92
4. Larry Ned	285	Eastern Illinois	10-6-01
5. Donnel Pumphrey	281	California	9-10-16
6. George Jones	275	at UNLV*	11-16-96
7. Jim Allison	271	San Francisco State	9-26-64
8. George Jones	270	at Fresno State*	10-14-95
9. Donnel Pumphrey	261	San José State*	11-29-14
10. Paul Hewitt	259	Air Force*	9-11-88
11. Adam Muema	255	at Wyoming*	11-24-12
12. Rashaad Penny	253	at Hawaii*	10-28-17
Jonas Lewis	253	at Fresno State*	11-15-97
George Jones	253	San José State	10-21-95
15. Marshall Faulk	252	Brigham Young*	11-11-93
16. Donnel Pumphrey	246	at New Mexico*	11-1-14
17. Larry Ned	239 (16)	Brigham Young*	10-25-01
David Turner	239	Arkansas State	9-12-76
19. Kern Carson	236	Fresno State*	10-27-62
20. Chris Hardy	235	Colorado State*	9-28-85
21. Rashaad Penny	234	at San José State*	11-4-17
22. Adam Muema	233	New Mexico*	11-2-13
23. Adam Muema	229	Buffalo (FIPB)	12-21-13
24. Ronnie Hillman	228	Navy (PB)	12-23-10
Ronnie Hillman	228	at Missouri	9-18-10
26. Ronnie Hillman	224	Wyoming*	10-29-11
27. Donnel Pumphrey	223	at Utah State*	10-28-16
Chris Hardy	223	UTEP*	11-16-85
29. Rashaad Penny	222	Nevada*	11-18-17

30. Rashaad Penny	221	vs. Army (AFB)	12-23-17
31. Donnel Pumphrey	220	at Fresno State*	10-14-16
Donnel Pumphrey	220	at No. Illinois	9-17-16
Lynell Hamilton	220	Samford	9-20-03
Marshall Faulk	220	USC	9-5-92
35. Lynell Hamilton	218	Wyoming*	10-25-03
36. Rashaad Penny	216	at Arizona State	9-9-17
37. Norm Nygaard	215	UC Santa Barbara*	11-21-53
38. Marshall Faulk	212	at Hawaii*	10-5-91
39. Larry Ned	209	Wyoming*	11-17-01
David Turner	209	at Bowling Green	9-25-76
Gary Wilson	209	Mexico Poly	9-17-66
42. Rashaad Penny	208	at Nevada*	11-12-16
George Jones	208	New Mexico*	11-4-95
44. Ollie Brown	207	Pacific	10-16-76
45. Phil Prokop	204	Redlands	10-18-52
46. Rashaad Penny	203	New Mexico*	11-24-17
Larry Ned	203	at Utah*	10-23-99
Paul Hewitt	203	Long Beach State	10-24-87
49. Adam Muema	202	San José State*	9-22-12
Tony Allen	202	at Fresno State*	9-22-79
51. Marshall Faulk	200	at New Mexico*	10-3-92
Eddie Stewart	200	UC Santa Barbara*	11-14-70
53. Donnel Pumphrey	198	at Nevada*	11-12-16
54. Rashaad Penny	197	UC Davis	9-2-17
Ron Slack	197	Long Beach State	10-14-89
56. Darrin Wagner	193	at UTEP*	10-28-89
57. Ronnie Hillman	192	at UNLV*	11-26-11
58. Ronnie Hillman	191	Washington State	9-17-11
Ronnie Hillman	191 (23)	Air Force*	10-16-10
60. Ronnie Hillman	189	Cal Poly	9-3-11
David Turner	189 (13)	Florida State	11-19-77
62. Norm Nygaard	188	Cal State L.A.*	10-25-52
63. George Jones	187	at New Mexico*	10-19-96
64. Marshall Faulk	186	New Mexico*	10-23-93
65. Jim Allison	185	at Cal Poly SLO*	10-3-64
66. Wayne Pittman	183	Hawaii*	10-29-94
67. Donnel Pumphrey	182	Hawaii*	10-18-14
68. Donnel Pumphrey	181	Utah State*	10-23-15
69. Ronnie Hillman	178	Fresno State	12-3-11
Larry Ned	178	Air Force*	9-29-01
Marcus Jennings	178	Colorado State*	11-4-78
72. Atiyah Henderson	177	Colorado State*	10-25-08
Larry Ned	177	at Colorado State*	9-22-01
74. Norm Nygaard	176	at Cal Poly SLO*	10-4-52
75. Rashaad Penny	175 (19)	Stanford	9-16-17
Marshall Faulk	175	at Hawaii*	10-9-93
77. Marshall Faulk	174	Colorado State*	11-9-91
78. George Jones	173	at UTEP*	10-28-95
79. Ronnie Hillman	172	at Air Force*	10-13-11
80. Rashaad Penny	170	at UNLV*	10-7-17
Marshall Faulk	170	CSUN	9-4-93
82. Bob Tomlinson	168	Whittier	11-15-47
83. Donnel Pumphrey	167	UNLV*	9-27-14
Donnel Pumphrey	167	at New Mexico State	9-28-13
Larry Ned	167	at Tulsa*	10-2-98
Jonas Lewis	167 (25)	Colorado State	11-22-97
87. Jonas Lewis	166	at New Mexico*	10-17-98
88. David Turner	165	Utah State	10-1-77
89. George Jones	164	at Hawaii*	11-18-95
90. Adam Muema	163	at Hawaii*	11-16-13
91. Greg Bell	161	New Mexico State	9-4-21
Lynell Hamilton	161	Brigham Young*	10-1-05
93. Greg Bell	160	Hawaii*	11-14-20
Darrin Wagner	160	Cal State Fullerton	9-23-89
George Jones	160	at Utah*	10-7-95
96. Juwan Washington	158	Hawaii*	11-24-18
Juwan Washington	158 (13)	Stanford	08-31-18
Phil Prokop	158	Pepperdine*	10-11-52
99. Greg Bell	157	at Utah State*	10-31-20
Marshall Faulk	157	vs. Tulsa (FrB)	12-30-91
101. Juwan Washington	156	Sacramento State	09-08-18
Marshall Faulk	156	UTEP*	10-17-92
Curtis Butts	156	New Mexico*	11-4-89
Don Shy	156	at Northern Arizona	11-20-65
Jim Allison	156	Cal Western	11-21-64
106. Don Shy	155	Mexico Poly	9-17-66
Kern Carson	155	Pacific	11-10-62
108. Donnel Pumphrey	154	Nevada*	11-28-15
Lynell Hamilton	154	Wyoming*	11-19-05
Marshall Faulk	154	at (1) Miami (Fla.)	11-30-91
Kern Carson	154	at Pepperdine	11-4-61
112. Wayne Pittman	153	at Utah*	10-26-91
Marshall Faulk	153	New Mexico*	10-12-91
114. Chase Price	152	Wyoming*	11-14-15
Donnel Pumphrey	152	San José State*	10-17-15
Ronnie Hillman	152	UNLV*	11-27-10
Paul Hewitt	152 (20)	Brigham Young*	11-5-88
Binky Benton	152	San José State	11-6-76
Mario Mendez	152	San Diego	11-18-61
Norm Nygaard	152	Pepperdine*	10-11-52
121. Donnel Pumphrey	151	at So. Alabama	10-1-16
Chase Price	151	Fresno State*	10-3-15
Ronnie Hillman	151	Colorado State*	11-6-10
Tony Allen	151	Arizona	11-10-79
Tony Allen	151	at Utah	10-27-79
Norm Nygaard	151	SD Marines	10-16-54
Norm Nygaard	151	Fresno State	11-1-52

Rushing



128.	Ronnie Hillman	150	at New Mexico State	9-11-10
	Marshall Faulk	150	Wyoming*	11-27-93
130.	George Jones	149	Air Force*	11-23-96
	Wayne Pittman	149	at UTEP*	10-19-91
	Paul Hewitt	149	UTEP*	10-10-87
133.	Donnel Pumphrey	148	at Hawai'i*	10-10-15
134.	Donnel Pumphrey	147	at Boise State*	11-15-14
	George Jones	147	California	9-2-95
	Wayne Pittman	147	Wyoming*	11-2-91
	Ollie Brown	147	at Fresno State*	10-11-75
	Don Shy	147	Cal Poly Pomona	10-23-65
	Norm Nygaard	147	Whittier	11-27-54
	Pete Walker	147	Occidental*	10-9-31
141.	Larry Ned	146	at New Mexico*	10-17-98
	Larry Ned	146	(16) Arizona	9-24-98
	David Turner	146	New Mexico	11-27-76
144.	Jonas Lewis	145	at UNLV*	11-20-99
	Larry Ned	145	South Florida	9-4-99
	Marty Graham	145	Oklahoma	9-21-96
	Chris Hardy	145	at UTEP*	10-18-86
	David Turner	145	at Fresno State	10-8-77
	Murry Callan	145	New Mexico State	10-15-49
150.	George Brown	144	Fresno State	11-2-68
	Ted Washington	144	Montana State	11-18-67
	Jim Allison	144	CSUN*	11-14-64
153.	Adam Muema	143	UNLV*	10-27-12
	Lloyd Edwards	143	Long Beach State*	10-7-67
155.	Donnel Pumphrey	142	Idaho	11-8-14
	Atiyah Henderson	142	Air Force*	10-21-06
	Jonas Lewis	142	Fresno State*	11-7-98
158.	Donnel Pumphrey	141	UNLV*	10-8-16
	Chase Price	141	at New Mexico*	10-10-14
	Ronnie Hillman	141	New Mexico*	11-5-11
	Marshall Faulk	141	at Utah*	10-30-93
162.	Donnel Pumphrey	140	Utah State*	11-14-15
	Atiyah Henderson	140	Cal Poly	10-28-06
	Paul Hewitt	140	at New Mexico*	11-19-88
	Ted Washington	140	North Dakota State	11-5-66
	Kern Carson	140	Cal Poly Pomona	9-28-63
167.	Jordan Byrd	139	Central Mich. (NMB)	11-21-19
	Donnel Pumphrey	139	at UNLV*	11-21-15
169.	Juan Washington	138	(23) Arizona State	09-15-18
	Tony Allen	138	UTEP*	11-17-79
	Ted Washington	138	Fresno State*	10-29-66
	Don Bonatus	138	Cal State L.A.*	10-25-52
173.	Juan Washington	137	at Utah State*	10-28-16
	T.C. Wright	137	UTEP*	11-24-90
	Don Shy	137	Northern Arizona	11-19-66
176.	Don Shy	136	Cal Poly SLO*	10-2-65
177.	Donnel Pumphrey	135	San José State*	10-21-16
	Wayne Pittman	135	Fresno State*	11-26-94
	Ron Slack	135	at Air Force*	9-2-89
	Mike Hill	135	Fresno State*	10-7-78
	Nate Johns	135	at CSUN*	11-13-65
182.	Juan Washington	134	San José State*	11-4-17
	Adam Muema	134	Nevada*	10-4-13
	Derrick Harvey	134	at Wyoming*	10-9-82
185.	George Jones	133	Wyoming*	11-11-95
186.	Norm Nygaard	132	at Cal State L.A.*	10-23-53
	Joe Riccobono	132	Loyola Marymount	11-8-47
188.	Donnel Pumphrey	131	Air Force*	11-21-14
	Jonas Lewis	131	Wyoming*	11-27-99
	T.C. Wright	131	Long Beach State	9-15-90
	Chris Hardy	131	at Utah*	9-13-86
	Bill Kramer	131	Tampa	9-21-74
	George Gilliland	131	Cal Poly Pomona	9-27-40
194.	Chris Hardy	130	UTEP*	9-15-84
	David Hardy	130	at Long Beach State	11-20-76
196.	Juan Washington	129	vs. Ohio (FriB)	12-19-18
	Jonas Lewis	129	at Hawai'i*	10-25-97
	Wayne Pittman	129	at New Mexico*	10-15-94
	Wayne Pittman	129	at Colorado State*	9-24-94
	Marshall Faulk	129	Air Force*	10-24-92
	David Turner	129	UTEP	10-15-77
	Monty Reed	129	at Fresno State*	10-12-74
	Glenn Zinser	129	at Redlands*	10-22-38
204.	Rashaad Penny	128	at Air Force*	9-23-17
205.	Adam Muema	127	at (19) Boise State*	11-3-12
	Jonas Lewis	127	UNLV*	10-18-97
	Marshall Faulk	127	at Wyoming*	11-7-92
	Nate Johns	127	at Fresno State*	10-30-65
	Max Glass	127	Redlands*	11-6-37
210.	George Jones	126	at Colorado State*	10-26-96
	Bill Kramer	126	at UTEP	9-28-74
212.	Greg Bell	126	at Arizona	9-11-21
	Volney Quinlan	125	SD Marines	10-13-51
214.	Donnel Pumphrey	124	Fresno State*	10-3-15
	Adam Muema	124	North Dakota*	9-15-12
	Ronnie Smith	124	San José State	11-6-76
	Del Pifer	124	North Texas	11-22-69
218.	Monty Reed	123	Pacific*	11-9-74
	Eddie Stewart	123	at Northern Illinois	9-12-70
	Norm Nygaard	123	Hawai'i	9-26-53
	Art Preston	123	at Fresno State	11-3-51
222.	Michael Franklin	122	Air Force*	11-22-03
	Bill Kramer	122	Iowa State	12-1-73
224.	Donnel Pumphrey	121	at Colorado State*	10-31-15

	Larry Ned	121	New Mexico*	10-9-99
	Phil DuBois	121	Colorado State*	11-4-78
	Nate Johns	121	Cal Poly SLO*	10-2-65
228.	Jim Allison	120	at Cal Poly Pomona	9-19-64
229.	Greg Bell	119	vs. Utah	9-18-21
	Adam Muema	119	(10) Boise State*	11-19-11
	Jonas Lewis	119	New Mexico*	10-11-97
	Chris Hardy	119	Hawai'i*	11-22-86
233.	Jordan Byrd	118	at New Mexico State	9-14-19
	Jonas Lewis	118	Hawai'i*	10-9-98
	Marshall Faulk	118	at (11) UCLA	9-26-92
	Marshall Faulk	118	Brigham Young*	11-16-91
	T.C. Wright	118	(2) Miami (Fla.)	12-1-90
	David Turner	118	Long Beach State	11-12-77
	Marshall Malcolm	118	at Cal State L.A.*	10-23-53
240.	Rashaad Penny	117	at Wyoming (CC)*	11-19-16
	Donnel Pumphrey	117	at Air Force*	10-10-13
	Ronnie Hillman	117	at Army	9-10-11
243.	Chance Bell	116	at New Mexico State	9-14-19
	Chris Hardy	116	Wyoming*	11-15-86
	Joe Turpin (QB)	116	Cal Poly SLO*	9-30-67
	Claude Lewis	116	at UC Santa Barbara*	11-10-56
247.	Jordan Byrd	115	Idaho State	9-10-22
	Donnel Pumphrey	115	vs. Houston (LVB)	12-17-16
249.	George Jones	114	(16) Wyoming*	11-7-96
	Marshall Faulk	114	at Air Force*	9-21-91
	David Turner	114	at Pacific	11-5-77
	Bob Cozens	114	Redlands	10-19-40
	Glenn Zinser	114	New Mexico State	10-23-37
254.	Adam Muema	113	at San José State*	11-9-13
	Lynell Hamilton	113	Eastern Washington	8-30-03
	Justin Watson	113	Idaho	9-7-96
	T.C. Wright	113	Long Beach State	9-8-91
	Paul Hewitt	113	Utah*	9-12-87
	Frank Geary	113	Florida State	10-27-73
	Jim Allison	113	at San José State	11-28-64
261.	Chase Jasmin	112	(23) Arizona State	9-15-18
	Donnel Pumphrey	112	Hawai'i*	11-5-16
	Chase Price	112	Nevada*	11-28-15
	Donnel Pumphrey	112	Navy (PB)	12-23-14
	Donnel Pumphrey	112	Nevada*	10-4-13
	Walter Kazee	112	at UNLV	11-28-09
	Larry Ned	112	at Ohio State	10-20-01
	Jonas Lewis	112	UTEP*	11-21-98
	Mac Dillingham	112	Northern Illinois	9-20-68
	Norm Nygaard	112	at Pepperdine*	10-10-53
271.	Greg Bell	111	vs. New Mexico*	10-9-21
	Greg Bell	111	UNLV*	10-24-20
	Donnel Pumphrey	111	Northern Arizona	8-30-14
	Adam Muema	111	(18) Fresno State	10-26-13
	Brandon Sullivan	111	Southern Utah	9-12-09
	Larry Ned	111	Hawai'i*	10-9-98
	Phil DuBois	111	Utah*	12-2-78
	David Turner	111	at San José State	11-26-77
	Art Preston	111	Pepperdine*	10-14-50
280.	Donnel Pumphrey	110	at Wyoming (CC)*	11-19-16
	Rashaad Penny	110	UNLV*	10-8-16
	Lynell Hamilton	110	at Hawai'i*	12-3-05
	Art Preston	110	at Arizona State	11-4-50
284.	Greg Bell	109	San José State*	11-6-20
	Ronnie Hillman	109	at (22) Michigan	9-24-11
	Larry Maxey	109	at Wyoming*	10-6-90
	Paul Hewitt	109	at Utah*	10-29-88
	Chris Hardy	109	at New Mexico*	9-27-86
	Jim Pyles	109	at Whittier	11-26-55
290.	Rashaad Penny	108	Hawai'i*	11-5-16
	Lynell Hamilton	108	at Colorado State*	11-12-05
	David Turner	108	Brigham Young	10-2-76
293.	Rashaad Penny	107	No. Illinois	9-30-17
	Lynell Hamilton	107	at UTEP	9-13-03
	Adam Victoria	107	Long Beach State*	11-13-71
	Lloyd Edwards	107	Fresno State	11-2-68
	Nate Johns	107	at Cal State L.A.*	10-16-65
298.	Walter Kazee	106	Air Force*	11-10-12
	Fred Collins	106	UNLV*	10-26-02
	Marshall Faulk	106	at Air Force*	9-18-93
	Tony Allen	106	at Colorado State*	10-20-79
	Bill Kramer	106	New Mexico State	11-16-74
	Art Preston	106	at Cal Poly SLO*	11-18-50
304.	Rashaad Penny	105	San José State*	10-21-16
	Walter Kazee	105	UNLV*	10-27-12
	Adam Muema	105	Colorado State*	10-13-12
	Walter Kazee	105	North Dakota	9-15-12
	Brandon Sullivan	105	Wyoming	11-14-09
	Michael Franklin	105	at Colorado State*	11-15-03
	George Jones	105	Nevada	9-28-95
	Wayne Pittman	105	at Wyoming*	10-22-94
	Paul Hewitt	105	Hawai'i*	10-15-88
	Ted Washington	105	at Northern Illinois	10-21-67
	Lloyd Edwards	105	at Northern Illinois	10-21-67
	Jim Allison	105	at Long Beach State*	10-10-64
	Jim Pyles	105	at New Mexico	11-24-56
	Max Glass	105	New Mexico State	10-23-37
318.	Darrin Wagner	104	Pacific	10-21-89
	Chris Hardy	104	Utah*	10-19-85
	Mario Mendez	104	SD Marines	11-30-63
	Claude Lewis	104	San José State*	10-20-56

100-YARD RUSHING GAMES AGAINST MOUNTAIN WEST OPPONENTS

Opponent	100-Yard Gms.	High	Last
Air Force	17	259, Paul Hewitt, 9-11-88 (H)	128, Rashaad Penny, 9-23-17 (A)
Boise State	3	147, Donnel Pumphrey, 11-15-14 (A)	147, Donnel Pumphrey, 11-15-14 (A)
Colorado State	15	235, Chris Hardy, 9-28-85 (H)	121, Donnel Pumphrey, 10-31-15 (A)
Fresno State	22	270, George Jones, 10-14-95 (A)	220, Donnel Pumphrey, 10-14-16 (A)
Hawai'i	20	300, Marshall Faulk, 11-14-92 (H)	160, Greg Bell, 11-14-20 (H)
Nevada	9	222, Rashaad Penny, 11-18-17 (H)	222, Rashaad Penny, 11-18-17 (H)
New Mexico	24	246, Donnel Pumphrey, 11-1-14 (A)	102, Kenan Christon, 11-18-22 (A)
San José State	16	261, Donnel Pumphrey, 11-29-14 (H)	109, Greg Bell, 11-6-20 (H)
UNLV	15	275, George Jones, 11-16-96 (A)	111, Greg Bell, 10-24-20 (H)
Utah State	6	223, Donnel Pumphrey, 10-28-16 (A)	157, Greg Bell, 10-31-20 (A)
Wyoming	19	255, Adam Muema, 11-24-12 (A)	117, Penny & 110 Pumphrey, 12-3-16 (A)

100-YARD RUSHING GAMES VS. 2023 NON-CONFERENCE OPPONENTS

Opponent	100-Yard Gms.	High	Last
Idaho State	1	101, Michael Franklin, 9-4-04 (H)	1, Michael Franklin, 9-4-04 (H)
Ohio	1	129, Juwan Washington, 12-19-08 (N)	129, Juwan Washington, 12-19-08 (N)
Oregon State	0	n/a	n/a
UCLA	2	118, Marshall Faulk, 9-26-92 (A)	118, Marshall Faulk, 9-26-92 (A)

322.	Adam Muema	103	Brigham Young (PB)	12-20-12
	Brandon Bomes	103	at Air Force*	11-13-04
	Jonas Lewis	103	at Kansas	9-25-99
	Larry Maxey	103	at UCLA	10-13-90
	Tommy Booker	103	at Oregon	9-8-90
	Norm Nygaard	103	San Francisco State	11-8-52
	Art Preston	103	at Redlands	11-10-51
329.	Kenan Christon	102	at New Mexico*	11-18-22
	Donnel Pumphrey	102	South Alabama	9-19-15
	T.C. Wright	102	New Mexico*	10-12-91
	Corey Gilmore	102	Utah*	10-19-85
	Matt Kofler (QB)	102	New Mexico*	11-22-80
	Craig Ellis	102	at Air Force*	9-20-80
	Lloyd Edwards	102	Texas Southern	10-12-68
336.	Greg Bell	101	vs. (24) UTSA (FriB)	12-21-21
	Walter Kazee	101	New Mexico State	10-3-09
	Kevin O'Connell (QB)	101	at Brigham Young*	11-6-04
	Michael Franklin	101	Idaho State	9-4-04
	Tony Allen	101	Miami (Fla.)	10-13-79
	George Brown	101	Southern Mississippi	10-10-70
	George Brown	101	at UT Arlington	10-18-69
	Kern Carson	101	at Pacific	11-9-63
	Art Preston	101	Fresno State*	10-21-50
	Walt Sefton	101	SD Marines	11-11-37
346.	Donnel Pumphrey	100	at (21) North Carolina	9-16-14
	Atiyah Henderson	100	Idaho	9-27-08
	Michael Franklin	100	Nevada	9-25-04
	Frank Geary	100	at Arizona	9-14-74
	Phil Prokop	100	San José State	9-27-52
AFB - Armed Forces Bowl. CC - Conference championship game. FreB - Freedom Bowl; FriB - Frisco Bowl; LVB - Las Vegas Bowl; NMB - New Mexico Bowl; PB - Poinsettia Bowl; FIPB - Famous Idaho Potato Bowl.				
10-21-67	at Northern Illinois (W, 47-6)			
	Lloyd Edwards	14	105	0
	Ted Washington	21	105	0
11-2-68	Fresno State (W, 42-12)			
	George Brown	14	144	1
	Lloyd Edwards	22	107	0
11-6-76	San José State (W, 30-17)			
	Binky Benton	29	152	2
	Ron Smith	6	124	0
11-4-78	Colorado State* (W, 34-31)			
	Marcus Jennings	27	178	1

Rushing



10-28-16	at Utah State* (W, 40-13)	Donnel Pumphrey	32	223	0
		Juwan Washington	14	137	2
11-5-16	Hawaii* (W, 55-0)	Rashaad Penny	8	108	1
		Donnel Pumphrey	21	112	0
11-12-16	at Nevada* (W, 46-16)	Rashaad Penny	10	208	2
		Donnel Pumphrey	26	198	1
12-3-16	at Wyoming (MW-CC) (W, 27-24)	Rashaad Penny	16	117	2
		Donnel Pumphrey	25	110	1
11-4-17	San José State* (W, 52-7)	Rashaad Penny	20	234	3
		Juwan Washington	16	134	2
9-15-18	(23) Arizona State (W, 28-21)	Juwan Washington	27	138	1
		Chase Jasmin	19	112	1
9-14-19	at New Mexico State (W, 31-10)	Jordan Byrd	22	118	2
		Chance Bell	17	116	1

CONSECUTIVE 100-YARD RUSHING GAMES

Date	Opponent	No.	Yds.	TDs
Marshall Faulk - 10				
11-9-91	Colorado State*	30	174	1
11-16-91	Brigham Young*	20	118	2
11-30-91	at (1) Miami (Fla.)	27	154	0
12-30-91	vs. Tulsa (FB)	30	157	1
9-5-92	USC	27	220	3
9-10-92	at Brigham Young*	35	299	3
9-26-92	at (21) UCLA	23	118	1
10-3-92	at New Mexico*	25	200	2
10-17-92	UTEP*	30	156	1
10-24-92	Air Force*	29	129	0

Donnel Pumphrey - 9				
9-10-16	California	29	281	3
9-17-16	at Northern Illinois	23	220	3
10-1-16	at South Alabama	25	151	1
10-8-16	UNLV*	31	141	1
10-14-16	at Fresno State*	38	220	2
10-21-16	San José State*	24	135	2
10-28-16	at Utah State*	32	135	2
11-5-16	Hawaii*	21	112	0
10-12-16	at Nevada	26	198	1
Donnel Pumphrey - 8				
10-3-15	Fresno State*	23	124	1
10-10-15	at Hawaii*	30	148	3
10-17-15	at San José State*	20	152	1
10-23-15	Utah State*	23	181	2
10-31-15	at Colorado State*	20	121	2
11-14-15	Wyoming*	29	140	0
11-21-15	at UNLV*	14	139	2
11-28-15	Nevada*	23	154	2
George Jones - 8				
9-28-95	Nevada	25	105	1
10-7-95	at Utah*	39	160	1
10-14-95	Fresno State*	28	270	5
10-21-95	San José State	19	253	2
10-28-95	at UTEP*	21	173	2
11-4-95	New Mexico*	35	208	3
11-11-95	Wyoming*	27	133	1
11-18-95	at Hawaii*	21	164	3
Rashaad Penny - 6				
9-2-17	UC Davis	21	197	2
9-9-17	at Arizona State	18	216	1
9-16-17	(19) Stanford	32	175	1
9-23-17	at Air Force*	20	128	3
9-30-17	Northern Illinois	25	107	0
10-7-17	at UNLV*	27	170	2

Ronnie Hillman - 6				
11-27-10	UNLV*	19	152	1
12-23-10	vs. Navy (PB)	28	228	3
9-3-11	Cal Poly	28	189	2
9-10-11	at Army	17	117	2
9-17-11	Washington State	32	191	4
9-24-11	at (22) Michigan	21	109	0
Rashaad Penny - 5				
10-28-17	at Hawaii*	30	253	2
11-4-17	San José State*	20	234	3
11-18-17	Nevada*	24	222	2
11-24-17	New Mexico*	22	203	2
12-23-17	vs. Army (AFB)	14	221	4
Donnel Pumphrey - 5				
11-8-14	Idaho	26	142	1
11-15-14	at Boise State*	24	147	2
11-21-14	Air Force*	27	131	1
11-29-14	San José State*	21	261	3
12-23-14	Navy (PB)	21	112	1
Greg Bell - 4				
10-24-20	UNLV*	19	111	1
10-31-20	at Utah State*	22	157	1
11-6-20	San José State*	25	109	1
11-14-20	Hawaii*	19	160	2
Adam Muema - 4				
10-26-13	(18) Fresno State*	27	111	2
11-2-13	New Mexico*	27	233	3
11-9-13	at San José State*	21	113	2
11-16-13	at Hawaii*	24	163	1
Larry Ned - 4				
9-24-98	(16) Arizona	33	146	1
10-3-98	at Tulsa*	32	167	0
10-9-98	Hawaii*	11	111	2
10-17-98	at New Mexico*	23	146	1
David Turner - 4				
11-5-77	at Pacific	35	114	1
11-12-77	Long Beach State	26	118	3
11-19-77	(13) Florida State	25	189	2
11-26-77	at (16) San José State	27	111	0
Jim Allison - 4				
9-19-64	at Cal Poly Pomona	20	120	2
9-26-64	San Francisco State	20	271	4
10-3-64	at Cal Poly SLO*	22	185	3
10-10-64	at Long Beach State*	18	105	1
Greg Bell - 3				
9-4-21	New Mexico State	21	161	1
9-11-21	at Arizona	17	125	1
9-18-21	Utah	33	119	2
Juwan Washington - 3				
8-31-18	(13) Stanford	24	158	1
9-8-18	Sacramento State	36	156	3
9-15-18	(23) Arizona State	27	138	1
Donnel Pumphrey - 3				
9-28-13	at New Mexico State	19	167	3
10-4-13	Nevada*	11	112	1
10-10-13	at Air Force*	17	117	1
Ronnie Hillman - 3				
10-12-11	at Air Force*	27	172	2
10-29-11	Wyoming*	25	224	2
11-5-11	New Mexico*	29	141	1
Lynell Hamilton - 3				
11-12-05	at Colorado State*	21	108	1
11-19-05	Wyoming*	27	154	1
12-3-05	at Hawaii*	26	110	1
Michael Franklin - 3				
11-15-03	at Colorado State*	18	105	0
11-22-03	Air Force*	29	122	1
9-4-04	Idaho State	12	101	1
Larry Ned - 3				
9-22-01	at Colorado State*	40	177	2
9-29-01	Air Force*	24	178	2
10-6-01	Eastern Illinois	30	285	3
Jonas Lewis - 3				
10-11-97	New Mexico*	26	119	0
10-18-97	UNLV*	36	127	1
10-25-97	at Hawaii*	30	129	0

Wayne Pittman - 3				
10-15-94	at New Mexico*	27	129	1
10-22-94	at Wyoming*	22	105	1
10-29-94	Hawaii*	33	183	2
Marshall Faulk - 3				
10-23-93	New Mexico*	36	186	1
10-30-93	at Utah*	22	141	1
11-11-93	Brigham Young*	32	252	2
Wayne Pittman - 3				
10-19-91	at UTEP*	28	149	2
10-26-91	at Utah*	36	153	0
11-2-91	Wyoming*	26	147	0
T.C. Wright - 3				
11-24-90	UTEP*	14	137	2
12-1-90	(2) Miami	22	118	1
9-8-91	Long Beach State	18	113	1
Tony Allen - 3				
10-13-79	Miami	28	101	1
10-20-79	at Colorado State*	16	106	0
10-27-79	at Utah*	28	151	1
David Turner - 3				
10-1-77	Utah State	22	165	1
10-8-77	at Fresno State	28	145	1
10-15-77	UTEP	19	129	3
Jim Allison - 3				
11-14-64	CSUN*	22	144	2
11-21-64	Cal Western	24	156	3
11-28-64	at San José State	23	113	1
Norm Nygaard - 3				
10-25-52	Cal State L.A.*	20	188	1
11-1-52	Fresno State	19	151	2
11-8-52	San Francisco State	18	103	2

CONSECUTIVE 200-YARD RUSHING GAMES

Date	Opponent	No.	Yds.	TDs
Rashaad Penny - 5				
10-28-17	at Hawaii*	30	253	2
11-4-17	San José State*	20	234	3
11-18-17	Nevada*	24	222	2
11-24-17	New Mexico*	22	203	2
12-23-17	vs. Army (AFB)	14	221	4
Donnel Pumphrey - 2				
9-10-16	California	29	281	3
9-17-16	at Northern Illinois	23	220	3
George Jones - 2				
10-14-95	Fresno State*	28	270	5
10-21-95	San José State	19	253	2
Marshall Faulk - 2				
9-5-92	USC	27	220	3
9-10-92	at Brigham Young*	35	299	3

1,000-YARD RUSHING SEASONS

Norm Nygaard, 1952		So.	
Date	Opponent	Att.	Yds. TD
Game-By-Game Unavailable			
TOTALS		1,016	
Jim Allison, 1964			
Date	Opponent	Att.	Yds. TD
S.19	at Cal Poly Pomona	20	120 2
S.26	San Francisco State	20	271 4
O.3	at Cal Poly SLO*	22	185 3
O.10	at Long Beach State*	18	105 1
O.17	Cal State L.A.*	16	28 0
O.24	at UC Santa Barbara		injured
O.31	Fresno State*	9	64 0
N.14	CSUN	22	144 2
N.21	Cal Western University (1K)	24	156 3
N.28	at San José State	23	113 1
TOTALS (9 games)		174	1,186 16
David Turner, 1977			
Date	Opponent	Att.	Yds. TD
S.10	Cal State Fullerton	11	76 0
S.17	at Arizona	17	68 0

Rushing



O.1	Utah State	22	165	1
O.8	at Fresno State	28	145	1
O.15	UTEP	19	129	3
O.22	UNLV	20	91	1
O.29	Tulsa	10	46	0
N.5	at Pacific	35	114	1
N.12	Long Beach State	26	118	3
N.19	(13) Florida State (1K)	25	189	2
N.26	at San José State	27	111	0
TOTALS (11 games)		240	1,252	12

Tony Allen, 1979 Sr.

Date	Opponent	Att.	Yds.	TD
S.8	at Missouri	1	9	0
S.22	at Fresno State	24	202	2
S.29	Wisconsin	15	54	0
O.6	at New Mexico*	25	68	2
O.13	Miami	28	101	1
O.20	at Colorado State*	16	106	0
O.27	at Utah*	28	151	1
N.3	Wyoming*	18	54	1
N.10	Arizona	28	151	2
N.17	UTEP* (1K)	29	138	1
N.24	(10) Brigham Young*	14	60	0
TOTALS (11 games)		226	1,094	10

Chris Hardy, 1985 Jr.

Date	Opponent	Att.	Yds.	TD
S.14	Long Beach State	10	54	1
S.21	at (12) UCLA	5	50	0
S.28	Colorado State*	20	235	2
O.5	Stanford	17	80	0
O.12	at (11) Brigham Young*	4	17	0
O.19	Utah*	17	104	1
O.26	Oregon	8	45	0
N.2	at (7) Air Force*	20	97	0
N.9	at Wyoming	11	68	0
N.16	UTEP*	19	223	1
N.23	New Mexico* (1K)	15	86	1
N.30	at Hawaii*	12	91	1
TOTALS (12 games)		158	1,150	7

Paul Hewitt, 1987 Jr.

Date	Opponent	Att.	Yds.	TD
S.5	at (3) UCLA	10	44	0
S.12	Utah*	18	113	2
S.19	at Air Force*	7	16	0
S.26	at Oregon	21	63	1
O.3	at Wyoming*	8	27	1
O.10	UTEP*	31	149	2
O.17	Stanford	8	32	0
O.24	Long Beach State	35	203	3
O.31	at Hawaii*	24	86	2
N.7	at Brigham Young*	21	92	2
N.14	Colorado State*	25	86	1
N.21	New Mexico* (1K)	25	90	4
TOTALS (12 games)		233	1,001	18

Paul Hewitt, 1988 Sr.

Date	Opponent	Att.	Yds.	TD
S.3	at (5) UCLA	6	23	0
S.11	Air Force*	45	259	4
S.17	at Stanford	12	37	1
O.1	(20) Oregon	8	19	0
O.8	Wyoming*	13	54	1
O.15	Hawaii*	22	105	0
O.22	at Colorado State*	16	71	0
O.29	at Utah*	29	109	1
N.5	(20) Brigham Young*	37	152	2
N.12	at UTEP*	20	86	0
N.19	at New Mexico* (1K)	32	140	1
TOTALS (11 games)		240	1,055	10

Marshall Faulk, 1991 T-Fr.

Date	Opponent	Att.	Yds.	TD
S.8	Long Beach State	11	39	1
S.14	Pacific	37	386	7
S.21	at Air Force*	25	114	2

S.26	UCLA	15	79	1
O.5	at Hawaii*	22	212	5
O.12	New Mexico*	14	153	2
O.19	at UTEP*	injured		
O.26	at Utah*	injured		
N.2	Wyoming*	injured		
N.9	Colorado State* (1K)	30	174	1
N.16	Brigham Young*	20	118	2
N.30	at (1) Miami	27	154	0
TOTALS (9 games)		201	1,429	21

Freedom Bowl (Anaheim, Calif.)

D.30	vs. (23) Tulsa	30	157	1
TOTALS (10 games)		231	1,586	22

Marshall Faulk, 1992 So.

Date	Opponent	Att.	Yds.	TD
S.5	vs. USC	27	220	3
S.10	at Brigham Young	35	299	3
S.26	at (11) UCLA	23	118	1
O.3	at New Mexico*	25	200	2
O.17	UTEP*	30	156	1
O.24	Air Force* (1K)	29	129	0
O.31	at Colorado State*	18	60	0
N.7	at Wyoming*	33	127	0
N.14	(23) Hawaii*	43	300	4
N.21	Fresno State*	2	21	1
N.28	(1) Miami	injured		
TOTALS (10 games)		265	1,630	15

Marshall Faulk, 1993 Jr.

Date	Opponent	Att.	Yds.	TD
S.4	CSUN	27	170	3
S.11	at (21) California	22	64	1
S.18	at Air Force*	24	106	3
S.25	Minnesota	22	81	1
S.30	UCLA	19	53	1
O.9	at Hawaii*	27	175	4
O.16	Colorado State*	18	89	0
O.23	New Mexico*	36	186	1
O.30	at Utah* (1K)	22	141	1
N.11	Brigham Young*	32	252	2
N.20	at Fresno State*	21	63	1
N.27	Wyoming*	30	150	3
TOTALS (12 games)		300	1,530	21

Wayne Pittman, 1994 Sr.

Date	Opponent	Att.	Yds.	TD
S.3	Navy	13	86	2
S.10	California	30	96	0
S.17	at Minnesota	19	64	0
S.24	at Colorado State*	29	129	1
O.1	Air Force*	26	97	2
O.8	Utah*	22	64	1
O.15	at New Mexico*	27	129	1
O.22	at Wyoming*	22	105	1
O.29	Hawaii*	33	183	2
N.10	at (23) Brigham Young* (1K)	23	48	0
N.26	Fresno State*	30	135	2
TOTALS (11 games)		274	1,136	12

George Jones, 1995 Jr.

Date	Opponent	Att.	Yds.	TD
S.2	California	24	147	3
S.9	at (14) Oklahoma	21	89	2
S.16	at Brigham Young*	19	53	0
S.28	Nevada	25	105	1
O.7	at Utah*	39	160	1
O.14	Fresno State*	28	270	5
O.21	San José State (1K)	19	253	2
O.28	at UTEP*	21	173	2
N.4	New Mexico*	35	208	3
N.11	Wyoming*	27	133	1
N.18	at Hawaii*	21	164	3
N.26	Colorado State*	26	87	0
TOTALS (12 games)		305	1,842	23

Jonas Lewis, 1997 So.

Date	Opponent	Att.	Yds.	TD
S.5	Navy	11	44	0
S.13	at (3) Washington	5	0	0
S.20	at Wisconsin	did not play		
S.27	at (25) Air Force*	did not play		
O.4	at Arizona	8	56	1
O.11	New Mexico*	27	120	0
O.18	UNLV*	36	127	1
O.25	at Hawaii*	30	129	0
N.1	at Wyoming*	21	35	0
N.8	San José State*	22	90	2
N.15	at Fresno State*	40	253	2
N.22	Colorado State* (1K)	27	167	0
TOTALS (11 games)		227	1,021	6

Larry Ned, 2001 Sr.

Date	Opponent	Att.	Yds.	TD
A.30	Arizona	21	43	1
S.8	at Arizona State	19	88	0
S.22	at Colorado State*	40	177	2
S.29	Air Force*	24	178	2
O.6	Eastern Illinois	30	285	3
O.13	at UNLV*	17	46	0
O.20	at Ohio State	29	112	1
O.27	(16) Brigham Young* (1K)	35	239	2
N.3	New Mexico*	27	93	0
N.10	at Utah*	22	79	0
N.17	Wyoming*	47	209	4
TOTALS (11 games)		311	1,549	15

Lynell Hamilton, 2003 T-Fr.

Date	Opponent	Att.	Yds.	TD
A.30	Eastern Washington	23	113	2
S.6	at (2) Ohio State	17	69	0
S.13	at UTEP	22	107	0
S.20	Stanford	31	220	1
S.27	at UCLA	20	87	0
O.4	Brigham Young*	22	74	0
O.11	at Utah*	17	49	0
O.18	New Mexico*	18	56	1
O.25	Wyoming*	40	218	0
N.8	at UNLV* (1K)	24	94	0
N.15	at Colorado State*	injured		
N.22	Air Force*	injured		
TOTALS (10 games)		234	1,087	4

Ronnie Hillman, 2010 T-Fr.

Date	Opponent	Att.	Yds.	TD
S.4	Nicholls State	15	65	1
S.11	at New Mexico State	22	150	4
S.18	at Missouri	23	228	2
S.25	Utah State	23	89	1
O.9	at Brigham Young*	11	62	0
O.16	(23) Air Force*	24	191	2
O.23	at New Mexico*	18	64	1
O.30	at Wyoming*	21	44	0
N.6	Colorado State* (1K)	31	151	1
N.13	at (3) TCU*	13	54	0
N.20	(25) Utah*	14	54	1
N.27	UNLV*	19	152	1
TOTALS (12 games)		234	1,304	14

Poinsettia Bowl (San Diego, Calif.)

D.23	Navy	28	228	3
TOTALS (13 games)		262	1,532	17

Ronnie Hillman, 2011 So.

Date	Opponent	Att.	Yds.	TD
S.3	Cal Poly	28	189	2
S.10	at Army	17	117	2
S.17	Washington State	32	191	4
S.24	at (22) Michigan	21	109	0
O.8	TCU*	20	55	0
O.13	at Air Force*	27	172	2
O.29	Wyoming* (1K)	25	224	2
N.5	New Mexico*	29	141	1
N.12	at Colorado State*	24	80	0
N.19	(10) Boise State*	3	8	0

N.26	at UNLV*	32	192	2
D.3	Fresno State	29	178	4
TOTALS (12 games)		287	1,656	19

R&L Carriers New Orleans Bowl (New Orleans, La.)

D.17	vs. Louisiana-Lafayette	24	55	0
TOTALS (13 games)		311	1,711	19

Adam Muema, 2012 So.

Date	Opponent	Att.	Yds.	TD
S.1	at Washington	11	32	1
S.8	Army	15	98	1
S.15	North Dakota	13	124	1
S.22	San José State*	25	202	1
S.29	at Fresno State*	13	64	2
O.6	Hawaii*	20	77	1
O.13	Colorado State*	14	105	2
O.20	at Nevada*	13	47	0
O.27	UNLV*	21	143	0
N.3	at (14) Boise State* (1K)	25	127	1
N.10	Air Force*	15	81	2
N.24	at Wyoming*	26	255	4
TOTALS (12 games)		211	1,355	16

Poinsettia Bowl (San Diego, Calif.)

D.20	Brigham Young	26	103	0
TOTALS (13 games)		237	1,458	16

Adam Muema, 2013 Jr.

Date	Opponent	Att.	Yds.	TD
A.31	Eastern Illinois	10	17	0
S.7	at (3) Ohio State	3	5	0
S.21	Oregon State	28	71	1
S.28	at New Mexico State	10	25	0
O.4	Nevada*	24	134	2
O.10	at Air Force*	18	86	0
O.26	(18) Fresno State*	27	111	2
N.2	New Mexico*	27	233	3
N.9	at San José State*	21	113	2
N.16	at Hawaii*	24	163	1
N.23	Boise State* (1K)	24	46	1
N.30	at UNLV*	12	11	0
TOTALS (12 games)		228	1,015	12

Famous Idaho Potato Bowl (Boise, Idaho)

D.21	Buffalo	28	229	3
TOTALS (13 games)		256	1,244	15

Donnel Pumphrey, 2014 So.

Date	Opponent	Att.	Yds.	TD
A.30	Northern Arizona	19	111	2
S.7	at (21) North Carolina	17	100	2
S.20	at Oregon State	17	89	1
S.27				

Rushing



RASHAAD PENNY

D.5	Air Force	16	90	0
TOTALS (13 games)				
Hawaii Bowl (Honolulu, Hawaii)		284	1,554	16
D.24	vs. Cincinnati	25	99	1
TOTALS (14 games)				
		309	1,653	17
Chase Price, 2015				
				Sr.
Date	Opponent	Att.	Yds.	TD
S.5	San Diego	10	66	0
S.12	at California	9	35	0
S.19	South Alabama	4	41	0
S.26	at Penn State	4	24	0
O.3	Fresno State*	27	151	0
O.10	at Hawaii*	16	60	0
O.17	at San José State*	10	47	1
O.23	Utah State*	21	97	1
O.31	at Colorado State*	12	50	1
N.14	Wyoming*	17	152	2
N.21	at UNLV*	10	54	0
N.28	Nevada*	19	112	1
D.5	Air Force (CC)	18	51	0
TOTALS (13 games)				
		177	940	6
Hawaii Bowl (Honolulu, Hawaii)				
D.24	vs. Cincinnati (1K)	13	68	0
TOTALS (14 games)				
		190	1,008	6

Donnel Pumphrey, 2016				
				Sr.
Date	Opponent	Att.	Yds.	TD
S.3	New Hampshire	21	98	1
S.10	California	29	281	3
S.17	at Northern Illinois	23	220	3
O.1	at South Alabama	25	151	1
O.8	UNLV*	31	141	1
O.14	at Fresno State* (1K)	38	220	2
O.21	San José State*	24	135	2
O.28	at Utah State*	32	223	0
N.5	Hawaii*	21	112	0
N.12	at Nevada*	26	198	1
N.19	at Wyoming*	17	76	0
N.26	Colorado State*	18	53	1
D.3	at Wyoming (CC)	25	110	1
TOTALS (13 games)				
		330	2,018	16
Las Vegas Bowl (Las Vegas, Nev.)				
D.24	vs. Houston	19	115	1
TOTALS (14 games)				
		349	2,133	17
Rashaad Penny, 2016				
				Jr.
Date	Opponent	Att.	Yds.	TD
S.3	New Hampshire	9	33	1
S.10	California	8	28	0
S.17	at Northern Illinois	14	65	0

MOST RUSHING YARDS/TWO CONSECUTIVE GAMES

Pl.	Player	Cl.	Season	Yards	Opponents (Yards)	Dates
1.	George Jones	Jr.	1995	523	Fresno State* (270), SJSU* (253)	10-14/10-21
2.	Marshall Faulk	So.	1992	519	USC (220), at Brigham Young* (299)	9-3/9-10
3.	Donnel Pumphrey	Sr.	2016	501	California (281), at No. Illinois (220)	9-10/9-17
4.	Marshall Faulk	T-Fr.	1991	500	Pacific (386), at Air Force* (114)	9-14/9-21
5.	Rashaad Penny	Sr.	2017	487	at Hawaii* (253), at SJSU* (234)	10-28/11-4
6.	Larry Ned	Sr.	2001	463	Air Force* (178), Eastern Illinois (285)	9-29/10-6
7.	Rashaad Penny	Sr.	2017	456	at SJSU* (234), Nevada (222)	11-4/11-18
	Jim Allison	Sr.	1964	456	San Francisco State (271), at Cal Poly* (185)	9-26/10-3
9.	George Jones	Jr.	1995	430	at Utah* (160), Fresno State* (270)	10-7/10-14
10.	Donnel Pumphrey	So.	2014	428	at New Mexico* (246), Hawaii* (182)	10-10/10-18

■ Annual Rushing Leaders

Year	Player	Cl.	NR	CR	Att.	Yds.	Avg.	TDs
1947	Joe Riccobono	So.			101	405	4.0	3
1948	Murry Callan	So.			95	528	5.6	3
1949	Jim Simmons	Jr.			87	523	6.0	9
1950	Art Preston	Jr.			114	78	5.4	11
1951	Art Preston	Sr.			118	588	4.9	7
1952	Norm Nygaard	So.			153	1,016	6.6	9
1953	Norm Nygaard	Jr.			126	889	7.1	12
1954	Norm Nygaard	Sr.			128	714	5.6	4
1955	Jim Pyles	So.			54	326	6.0	2
1956	Claude Lewis	Sr.			87	470	5.4	4
1957	Cecil McGehee	Jr.			75	218	2.9	1
1958	Bob Ball	So.			77	344	4.7	0
1959	Dick Morris	Jr.			68	313	4.6	1
1960	Dick Morris	Sr.			83	306	3.7	3
1961	Kern Carson	So.			87	560	6.0	5
1962	Kern Carson	Jr.		1	114	796	6.7	10
1963	Kern Carson	Sr.		3	115	555	4.8	11
1964	Jim Allison	Sr.		1	174	1,186	6.8	16
1965	Nate Johns	Jr.			115	921	8.0	9
1966	Ted Washington	So.		2	97	591	6.1	6
1967	Ted Washington	Jr.			147	608	3.8	7
1968	Lloyd Edwards	Sr.			178	809	4.5	7
1969	George Brown	Jr.		3	134	558	4.2	5
1970	Eddie Steward	Jr.		4	84	580	6.9	3
1971	Adam Victoria	Sr.		6	147	483	3.2	9
1972	Dennis Haughn	Jr.			90	301	3.3	2
1973	Frank Geary	Jr.		5	106	479	4.5	4
1974	Bill Kramer	Sr.		3	148	905	6.1	2
1975	Monty Reedy	Sr.		6	144	617	4.3	9
1976	David Turner	Jr.			193	982	5.1	7
1977	David Turner	Sr.			240	1,252	5.2	13
1978	Phil DuBois	Sr.			153	705	4.6	3
1979	Tony Allen	Sr.	19	1	226	1,094	4.8	10
1980	Derrick Harvey	Fr.			71	338	4.8	2
1981	Bull Williams	Sr.			65	256	3.9	2
1982	Derrick Harvey	So.			155	558	3.6	6
1983	Mike Waters	Jr.			132	562	4.3	0
1984	Mike Waters	Sr.			180	704	3.9	5
1985	Chris Hardy	Jr.			158	1,150	7.3	7
1986	Chris Hardy	Sr.		3	237	947	4.0	12
1987	Paul Hewitt	Jr.		4	233	1,001	4.3	18
1988	Paul Hewitt	Sr.	21	1	240	1,055	4.4	10
1989	Ron Slack	Sr.			220	914	4.2	13
1990	T.C. Wright	Jr.		2	116	730	6.3	6
1991	Marshall Faulk	Fr.	1	1	201	1,429	7.1	21
1992	Marshall Faulk	So.	1	1	265	1,630	6.2	15
1993	Marshall Faulk	Jr.	5	2	300	1,530	5.1	21
1994	Wayne Pittman	Sr.	27	3	274	1,136	4.1	12
1995	George Jones	Jr.	3	1	305	1,842	6.0	23
1996	George Jones	Sr.			181	968	5.3	11
1997	Jonas Lewis	So.		10	227	1,021	4.5	6
1998	Jonas Lewis	Jr.	30	6	181	897	5.0	7
1999	Larry Ned	Jr.	44	4	162	894	5.5	11
2000	Larry Ned	Sr.			139	357	2.6	6
2001	Larry Ned	*Sr.	4	2	311	1,549	5.0	15
2002	James Truvillion	Sr.		14	120	392	3.3	3
2003	Lynell Hamilton	Fr.	18	2	234	1,087	4.6	4
2004	Brandon Bomes	Fr.		9	133	578	4.3	6
2005	Lynell Hamilton	So.		7	190	819	4.3	9
2006	Atiyah Henderson	Fr.	74	5	174	764	4.4	1
2007	Kevin O'Connell	Sr.		14	135	408	3.0	11
2008	Atiyah Henderson	Jr.		12	120	490	4.1	4
2009	Brandon Sullivan	Jr.		8	154	562	3.7	4
2010	Ronnie Hillman	Fr.	10	1	262	1,532	5.8	17
2011	Ronnie Hillman	So.	4	1	311	1,711	5.5	19
2012	Adam Muema	So.	18	4	237	1,458	6.2	16
2013	Adam Muema	Jr.	33	5	256	1,244	4.9	15
2014	Donnel Pumphrey	So.	4	1	276	1,867	6.8	20
2015	Donnel Pumphrey	Jr.	14	3	309	1,653	5.3	17
2016	Donnel Pumphrey	Sr.	2	1	349	♦ 2,133	6.1	17
2017	Rashaad Penny	Sr.	1	1	289	♦ 2,248	7.8	23
2018	Juwan Washington	Jr.			199	999	5.0	10
2019	Juwan Washington	Sr.			150	500	3.3	2
2020	Greg Bell	Sr.	34	2	113	637	5.6	6
2021	Greg Bell	Sr.	55	4	245	1,091	4.5	9
2022	Jordan Byrd	Sr.			102	390	3.8	3

NR - national ranking in yards per game. CR - conference ranking in yards per game.
* - regained second senior year after fulfilling academic requirements. ♦ - indicates led nation in this category.

Rushing



O.1	at South Alabama	9	62	1
O.8	UNLV*	14	110	1
O.14	at Fresno State*	15	49	0
O.21	San José State*	9	105	3
O.28	at Utah State*	5	16	0
N.5	Hawaii*	8	108	1
N.12	at Nevada*	10	208	2
N.19	at Wyoming*	5	79	0
N.26	Colorado State*	4	15	0
D.3	at Wyoming (CC)	16	117	2
TOTALS (13 games)		126	995	11
Las Vegas Bowl (Las Vegas, Nev.)				
D.24	vs. Houston (1K)	10	23	0
TOTALS (14 games)		136	1,018	11

Rashaad Penny, 2017				
Date	Opponent	Att.	Yds.	Sr. TD
S.2	UC Davis	21	197	2
S.9	at Arizona State	18	216	1
S.16	(19) Stanford	32	175	1
S.23	at Air Force*	20	128	3
S.30	Northern Illinois	25	107	0
O.7	at UNLV*	27	170	2
O.14	Boise State*	21	53	1
O.21	Fresno State*	15	69	0
O.28	at Hawaii*	30	253	2
N.4	at San José State*	20	234	3
N.18	Nevada*	24	222	2
N.24	New Mexico*	22	203	2
TOTALS (12 games)		275	2,027	19
Armed Forces Bowl (Fort Worth, Texas)				
D.24	vs. Army	14	221	4
TOTALS (13 games)		289	2,248	23

Greg Bell, 2022				
Date	Opponent	Att.	Yds.	Sr. TD
S.4	New Mexico State	21	161	1
S.11	at Arizona	17	125	1
S.18	Utah	33	119	2
S.25	Towson	2	4	0
O.9	New Mexico*	21	111	1
O.15	at San José State*	18	43	0
O.23	Air Force*	10	42	0
O.30	Fresno State*	15	63	1
N.6	at Hawaii*	24	77	1
N.13	Nevada*	15	95	0
N.19	at UNLV*	17	58	0
N.26	Boise State*	15	42	1
D.4	vs. Utah State (CC)	11	50	0
TOTALS (13 games)		219	990	8
Frisco Bowl (Frisco, Texas)				
D.21	vs. (24) UTSA	26	101	1
TOTALS (14 games)		245	1,091	9

■ Most Rushing Yards in Any Half (since 2012)

Pl.	Player (Class)	Date	Opponent (Half)	Carries	Yards	Rush TD
1.	Donnel Pumphrey (Sr.)	Sept. 10, 2016	California (2nd)	20	194	2
2.	Rashaad Penny (Sr.)	Sept. 9, 2017	at Arizona State (1st)	13	178	1
3.	Rashaad Penny (Sr.)	Oct. 28, 2017	at Hawaii* (2nd)	14	173	2
4.	Rashaad Penny (Sr.)	Nov. 4, 2017	at San José State* (1st)	19	170	2
5.	Adam Muema (So.)	Nov. 24, 2012	at Wyoming* (2nd)	13	168	2
6.	Adam Muema (Jr.)	Nov. 2, 2013	New Mexico* (2nd)	19	166	2
7.	Donnel Pumphrey (Sr.)	Sept. 17, 2016	at Northern Illinois (2nd)	12	156	2
8.	Donnel Pumphrey (So.)	Nov. 29, 2014	San José State* (1st)	11	154	2
9.	Rashaad Penny (Sr.)	Sept. 2, 2017	UC Davis (1st)	14	153	2
10.	Donnel Pumphrey (Fr.)	Sept. 28, 2013	at New Mexico State (2nd)	15	153	3

■ Most Rushing Yards in Any Quarter (since 2012)

Pl.	Player (Class)	Date	Opponent (Quarter)	Carries	Yards	Rush TD
1.	Donnel Pumphrey (So.)	Nov. 29, 2014	San José State* (1st)	9	150	1
2.	Rashaad Penny (Sr.)	Nov. 4, 2017	at San José State* (1st)	11	144	2
3.	Rashaad Penny (Sr.)	Oct. 28, 2017	at Hawaii* (4th)	6	141	1
4.	Donnel Pumphrey (So.)	Oct. 18, 2014	Hawaii* (4th)	12	118	0
5.	Donnel Pumphrey (Sr.)	Sept. 10, 2016	California (3rd)	9	114	1
6.	Adam Muema (Jr.)	Nov. 2, 2013	New Mexico* (2nd)	13	113	2
7.	Adam Muema (So.)	Sept. 22, 2012	San José State* (2nd)	6	113	1
8.	Donnel Pumphrey (Sr.)	Sept. 17, 2016	at Northern Illinois (4th)	2	112	2
9.	Chase Price (Sr.)	Oct. 3, 2015	Fresno State* (4th)	18	111	0
10.	Adam Muema (So.)	Nov. 24, 2012	at Wyoming* (4th)	8	110	1

NCAA Annual Team Champions

1969	Total Offense	532.2 yards per game	1983	Punt Returns	17.0 yards per return
1969	Passing Offense	374.2 yards per game	1996	Net Punting	44.9 yards per punt
1969	Scoring Offense	46.4 points per game	2015	Turnover Margin	+1.57 turnovers per game
1971	Passing Offense	251.4 yards per game	2016	Passes Intercepted	26 interceptions
1973	Passing Offense	305.0 yards per game		Kickoff Returns	28.1 yards per return
1975	Passing Offense	291.3 yards per game			

NCAA Individual Statistical Champions

Total Offense

Year	Player	Cl.	Plays	Rush	Pass	Total	YPG
1969	Dennis Shaw	Sr.	388	12	3,185	3,197	319.7
1973	Jesse Freitas	Sr.	410	-92	2,993	2,901	263.7
1987	Todd Santos	Sr.	562	-244	3,932	3,688	307.3

Rushing

Year	Player	Cl.	Gms.	Att.	Yards	YPG
1991	Marshall Faulk	Fr.	9	201	1,429	158.8
1992	Marshall Faulk	So.	10	265	1,630	163.0
2016	Donnel Pumphrey	Sr.	14	349	2,133	*152.4
2017	Rashaad Penny	Sr.	13	289	2,248	172.9

* - Pumphrey was the NCAA leader in rushing yards, but was second in RYPG

Passing

Year	Player	Cl.	G	Att.	Cmp.	Int.	Pct.	Yds.	TD
1971	Brian Sipe	Sr.	11	369	196	21	.531	2,532	17
1973	Jesse Freitas	Sr.	11	347	227	17	.654	2,993	21
1975	Craig Penrose	Sr.	11	349	198	24	.567	2,660	15

Between 1970 and 1978, the NCAA ranked passing leaders by completions per game.

Receiving

Year	Player	Cl.	Gms.	Rec.	RPG	Yards	TDs
1971	Tom Reynolds	Jr.	10	67	6.7	1,070	7
1974	Dwight McDonald	Sr.	11	86	7.8	1,157	7

Receiving Yards Per Game

Year	Player	Cl.	Gms.	Rec.	Yards	Avg.	TDs
1990	Patrick Rowe	Jr.	11	71	1,392	126.6	8
2002	J.R. Tolver	Sr.	13	128	1,785	137.3	13

Scoring

Year	Player	Cl.	Gms	TDs	2XP	FG	Pts.	Avg.
1987	Paul Hewitt	Sr.	12	24	0	0	144	12.0
1991	Marshall Faulk	Fr.	9	23	2	0	140	15.6

Punt Returns

Year	Player	Cl.	No.	Yards	TDs	Long	Avg.
1983	Jim Sandusky	Sr.	20	381	1	90	19.0

Kickoff Returns

Year	Player	Cl.	No.	Yards	Avg.
1980	Mike Fox	Fr.	11	361	32.8

All-Purpose

Year	Player	G	Ru.	Rec.	PR	KR	IR	Yds.	Avg.
2017	Rashaad Penny	13	2,248	135	70	521	0	2,974	228.8

Punting

Year	Player	Cl.	Gms.	Punts	Yards	Avg.
2021	Matt Araiza	Jr.	14	79	4,044	51.2

Career Rushing Yards

Player	Years	Gms	Att.	Yards	Avg.	TD	YPG
Donnel Pumphrey	2013-16	54	1,059	6,405	6.0	62	118.6

Career Points Per Game

Player	Years	Gms	TDs	2XP	FG	Pts.	Avg.
Marshall Faulk	1991-93	31	62	4	0	376	12.1



Bold indicates set by a current Aztec
 * - Indicates conference game
 ^ - Indicates Division I era record

■ Team Records

Most Attempts

Game: 64, vs. Eastern Illinois, 8/31/13
Season: 584, in 2002 (4-9)

Fewest Attempts

Game: 7, vs. San José State*, 10/20/18 and at San José State*, 11/4/17
Season: 117, in 1972 (10-1)

Most Completions

Game: 40, vs. Stanford, 10/17/87
Season: 352, in 2002 (4-9)

Fewest Completions

Game: 3, at Pacific, 11/9/63
DI era: 4 vs. Hawai'i*, 11/14/20
Season: 62, in 1961 (7-2-1)

Most Interceptions

Game: 7, at Missouri, 9/8/79
Season: 28, in 1969 (11-0)

Fewest Interceptions

Game: 0, many times, most recent: at Nevada*, 10/22/22
Season: 3, in 2015 (11-3) and 1961 (7-2-1)

Most Yards

Game: 568, vs. Brigham Young*, 11/16/91
Season: 4,302, in 2002 (4-9)

Fewest Yards

Game: 14, at Utah State*, 10/28/16
Season: 1,017, in 1962 (8-2)

Most Touchdowns

Game: 10, vs. New Mexico State, 11/15/69
Season: 43, in 1969 (11-0)

Fewest Touchdowns

Game: 0, many times, most recent: vs. Air Force*, 11/26/22
Season: 5, in 2001 (3-8) and 1976 (10-1)

Most Yards Per Completion

Season: 18.9, in 1963 (7-2)

Most Yards Per Game

Season: 374.2, in 1969 (11-0)

Fewest Yards Per Game

Season: 59.4, in 1960 (1-6-1)

Highest Completion Percentage

Game: 84.0, (21-25), vs. Pacific*, 11/17/72 (min. 25 att.)
Season: 64.2, in 1973 (9-1-1)

Highest Passing Efficiency Rating

Game: 291.82, vs. Navy, 9/5/97 (min. 25 att.)
Season: 166.9, in 1996 (8-3)

MOST YARDS/GAME

Rk.	Opponent, Date (Result)	Yards
1.	vs. Brigham Young*, 11/16/91 (T, 52-52)	568
2.	vs. New Mexico State, 11/15/69 (W, 70-21)	549
3.	vs. Stanford, 10/17/87 (L, 40-44)	536
4.	at New Mexico*, 11/17/90 (W, 40-34)	530
5.	vs. (25) Utah*, 11/20/10 (L, 34-38)	528
6.	vs. Southern Mississippi, 11/9/68 (W, 68-7)	524
7.	vs. Arizona State, 9/14/02 (L, 28-39)	516
8.	at Hawai'i*, 11/6/82 (W, 31-28)	513
9.	at Utah*, 9/30/89 (W, 38-27)	510
10.	at Hawai'i*, 12/7/02 (L, 40-41)	507
	vs. Pacific*, 11/8/69 (W, 58-32)	507
12.	at Idaho, 9/21/02 (L, 38-48)	506
13.	at Fresno State*, 11/17/73 (W, 41-6)	505
14.	New Mexico State, 10/18/75 (W, 48-3)	483

15. at California, 9/14/96 (L, 37-42) 477

HIGHEST PASSING COMPLETION PERCENTAGE/DI ERA

Pl.	Opponent	Date	Pct.
1.	at San José State*	11/4/17	85.71
2.	at Air Force*	10/23/21	84.62
3.	vs. Pacific*	11/11/72	84.00
4.	vs. Utah*	9/12/87	83.33
5.	vs. Navy	9/3/94	81.25
6.	vs. UTEP	8/31/06	80.65
7.	at Colorado State*	10/5/19	80.00
	vs. Navy	9/5/97	80.00
	vs. Cal State Fullerton	10/23/76	80.00
10.	vs. Brigham Young	11/30/19	79.17
	at Wyoming*	11/24/12	79.17

in a Mountain West game
 at San José State* 11/4/17 85.71
against a nationally ranked opponent
 vs. (16) Wyoming 11/7/96 75.00

HIGHEST PASSING EFFICIENCY RATING/DI ERA

Pl.	Opponent	Date	Rating
1.	vs. Navy	9/5/97	291.82
2.	vs. Stanford	10/5/85	247.42
3.	at San José State*	11/4/17	245.66
4.	at Kansas	9/25/99	230.85
5.	vs. Utah State	9/25/10	230.45
6.	vs. Portland State	9/22/07	230.34
7.	vs. North Dakota	9/15/12	228.58
8.	vs. New Mexico*	11/4/95	226.88
9.	vs. Brigham Young*	11/16/91	226.18
10.	vs. Cincinnati (HB)	12/24/15	220.30

in a Mountain West game
 at San José State* 11/4/17 245.66
against a nationally ranked opponent
 vs. (23) Hawai'i 11/14/92 180.26

SINGLE-SEASON HIGHS

Attempts	Yards Per Game
1. 584, in 2002 (4-9)	1. 374.2, in 1969 (11-0)
2. 509, in 1987 (4-4)	2. 371.5, in 1990 (6-5)
3. 489, in 2008 (2-10)	3. 332.5, in 1987 (4-4)
4. 485, in 1990 (6-5)	4. 330.9, in 2002 (4-9)
5. 465, in 1993 (6-6)	5. 319.7, in 1993 (6-6)
6. 458, in 2007 (4-8)	6. 308.1, in 1989 (6-5-1)
7. 455, in 1982 (7-5)	7. 306.0, in 1981 (6-5)
8. 449, in 1989 (6-5-1)	8. 305.0, in 1973 (9-1-1)
9. 447, in 1981 (6-5)	9. 303.3, in 1996 (8-3)
10. 444, in 2004 (4-7)	10. 295.4, in 2010 (9-4)

Yards	Touchdowns
1. 4,302, in 2002 (6-9)	1. 43, in 1969 (11-0)
2. 4,086, in 1990 (6-5)	2. 29, in 1996 (8-3)
3. 3,990, in 1987 (4-4)	29, in 1990 (6-5)
4. 3,840, in 2010 (9-4)	4. 28, in 2010 (9-4)
5. 3,836, in 1993 (6-6)	28, in 1993 (6-6)
6. 3,742, in 1969 (11-0)	28, in 1970 (9-2)
7. 3,697, in 1989 (6-5-1)	7. 27, in 1994 (4-7)
8. 3,447, in 1985 (5-6-1)	27, in 1964 (8-2)
9. 3,366, in 1981 (6-5)	9. 26, in 1987 (5-7)
10. 3,355, in 1973 (9-1-1)	26, in 1977 (10-1)

■ Individual Records

Most Yards

Game: 568, David Lowery vs. Brigham Young*, 11/16/91
Season: 3,932, Todd Santos, 1987
Career: 12,690, Ryan Lindley, 2008-09-10-11

Most Yards By Senior

Game: 536, Todd Santos vs. Stanford, 10/17/87
Season: 3,932, Todd Santos, 1987

Most Yards By Junior

Game: 528, Ryan Lindley vs. (25) Utah*, 11/20/10
Season: 3,830, Ryan Lindley, 2010

Most Yards By Sophomore

Game: 568, David Lowery vs. Brigham Young*, 11/16/91
Season: 3,054, Ryan Lindley, 2009

Most Yards By Freshman

Game: 433, Ryan Lindley vs. Idaho, 9/27/08
Season: 2,653, Ryan Lindley, 2008

Most Attempts

Game: 63, Adam Dingwell vs. Eastern Illinois 8/31/13
Season: 492, Todd Santos, 1987
Career: 1,732, Ryan Lindley, 2008-09-10-11

Most Completions

Game: 40, Todd Santos vs. Stanford, 10/17/87
Season: 306, Todd Santos, 1987
Career: 961, Ryan Lindley, 2008-09-10-11

Highest Completion Percentage

Game: 84.0, Tim Gutierrez (21-25), vs. Navy, 9/3/94 (min. 25 atts.)
Season: 66.0, Billy Blanton, 1996 (min. 250 atts.)
Career: 63.9, Billy Blanton, 1993-94-95-96 (min. 400 atts.)

Highest Pass Efficiency Rating

Game: 291.8, Kevin McKechnie vs. Navy, 9/5/97 (min. 25 atts.)
Season: 169.6, Billy Blanton, 1996 (min. 250 atts.)
Career: 157.1, Billy Blanton, 1993-94-95-96 (min. 400 atts.)

Most Touchdown Passes

Game: 9, Dennis Shaw vs. New Mexico State, 11/15/69
Season: 39, Dennis Shaw, 1969
Career: 90, Ryan Lindley, 2008-09-10-11

Most 300-Yard Games

Season: 8, Dan McGwire, 1990

■ Attempts

SEASON

Pl.	Player, Season	Attempts
1.	Todd Santos, 1987	492
2.	Adam Hall, 2002	452
3.	Dan McGwire, 1990	449
4.	Ryan Lindley, 2011	447
5.	Dan McGwire, 1989	440
6.	Kevin O'Connell, 2007	439
7.	Ryan Lindley, 2009	437
8.	Matt Kofler, 1981	436
9.	Ryan Lindley, 2008	427
10.	Ryan Lindley, 2010	421
11.	Quinn Kaehler, 2013	389
	Billy Blanton, 1995	389
13.	Kevin O'Connell, 2005	375
14.	Ryan Agnew, 2019	371
15.	Brian Sipe, 1971	369

CAREER

Pl.	Player, Seasons	Attempts
1.	Ryan Lindley, 2008-09-10-11	1,732
2.	Todd Santos, 1984-85-86-87	1,484
3.	Kevin O'Connell, 2004-05-06-07	1,151
4.	Billy Blanton, 1993-94-95-96	920
5.	Dan McGwire, 1989-90	889
6.	David Lowery, 1989-91-92-93	860
7.	Brian Sipe, 1969-70-71	788
8.	Mark Halda, 1977-78-79-80	757
9.	Adam Hall, 2001-02-03	752
10.	Quinn Kaehler, 2013-14	696
11.	Lon Sheriff, 1999-00-01-02	675
12.	Christian Chapman, 2015-16-17-18	632
13.	Matt Kofler, 1980-81	615
14.	Ryan Agnew, 2016-17-18-19	603
15.	Mark McKay, 1982-83	587

YARDS PASSING/CAREER

Pl.	Player	Seasons	Comp.	Att.	Int.	Yards	TD	Rating
1.	Ryan Lindley	2008-09-10-11	961	1,732	47	12,690	90	128.75
2.	Todd Santos	1984-85-86-87	910	1,484	57	11,425	70	133.87
3.	Billy Blanton	1993-94-95-96	888	920	25	8,165	67	157.06
4.	Kevin O'Connell	2004-05-06-07	664	1,151	34	7,689	46	121.08
5.	Dan McGwire	1989-90	528	889	26	7,484	43	140.22
6.	David Lowery	1989-91-92-93	426	800	28	5,998	44	127.38
7.	Brian Sipe	1969-70-71	436	788	43	5,707	44	123.68
8.	Dennis Shaw	1968-69	333	575	41	5,324	58	154.72
9.	Adam Hall	2001-02-03	423	752	21	5,173	24	118.98
10.	Quinn Kaehler	2013-14	401	696	21	5,164	28	127.18
11.	Christian Chapman	2015-16-17-18	379	632	12	5,085	39	144.12
12.	Mark Halda	1977-78-79-80	406	757	45	4,812	29	107.78
13.	Tim Gutierrez	1992-93-94	357	580	19	4,740	36	144.13
14.	Lon Sheriff	1999-00-01-02	356	675	25	4,533	16	109.57
15.	Matt Kofler	1980-81	361	615	24	4,476	24	124.91
16.	Mark McKay	1982-83	329	587	29	4,475	24	123.70
17.	Craig Penrose	1974-75	330	584	33	4,343	25	121.80
18.	Jesse Freitas	1972-73	324	518	31	4,193	28	136.41
19.	Ryan Agnew	2016-17-18-19	355	603	12	4,189	24	126.38
20.	Don Horn	1965-66	257	459	25	3,922	39	144.91
21.	Rod Dowhower	1963-64	159	313	15	2,864	33	152.87
22.	Matt Dlugolecki	2003-04	256	433	16	2,597	10	109.73
23.	Joe Davis	1976-77	190	326	15	2,541	25	139.86
24.	Jack Hawley	1999-00	184	352	12	2,280	16	114.86
25.	Joe Duke	1957-58-59	174	403	34	2,204	17	86.16
26.	Jalen Mayden	2021-22	146	243	10	2,080	13	141.41
27.	Jesse Thompson	1949-50-51	133	263	17	2,022	19	126.06



■ Single-Game Passing Leaders

PASSING YARDS

Pl.	Player	(Rk.) Opponent	Comp.	Att.	Int.	Yards	TD	Rating
1.	David Lowery	vs. Brigham Young*, Nov. 16, 1991	26	39	1	568	5	226.18
2.	Todd Santos	vs. Stanford, Oct. 17, 1987	40	60	1	536	5	165.87
3.	Dan McGwire	at New Mexico*, Nov. 17, 1990	33	49	2	530	2	163.51
4.	Ryan Lindley	vs. (25) Utah*, Nov. 20, 2010	36	54	3	528	4	162.13
5.	Dennis Shaw	vs. Southern Mississippi, Nov. 9, 1968	17	38	1	524	7	216.09
6.	Adam Hall	vs. Arizona State, Sept. 14, 2002	32	60	1	516	3	138.74
7.	Mark McKay	at Hawai'i*, Nov. 6, 1982	30	46	3	513	1	153.03
8.	Dan McGwire	at Utah*, Sept. 30, 1989	24	37	1	510	2	193.08
9.	Adam Hall	at Idaho, Sept. 21, 2002	29	49	0	506	5	179.60
10.	Dennis Shaw	vs. Pacific*, Nov. 8, 1969	25	38	0	463	7	228.93

PASSING ATTEMPTS

Pl.	Player	(Rk.) Opponent	Comp.	Att.	Int.	Yards	TD	Rating
1.	Adam Dingwell	vs. Eastern Illinois, Aug. 31, 2013	27	63	4	318	0	72.56
2.	Adam Hall	vs. Arizona State, Sept. 14, 2002	32	60	1	516	3	138.74
3.	Todd Santos	vs. Stanford, Oct. 17, 1987	40	60	1	536	5	165.87
4.	Ryan Lindley	at Notre Dame, Sept. 6, 2008	29	59	1	274	1	90.37
	Adam Hall	at (17) Colorado, Sept. 7, 2002	39	59	0	359	0	117.21
	Tim Gutierrez	vs. Air Force*, Oct. 1, 1994	35	59	5	421	3	119.09
	Dan McGwire	at (4) Brigham Young*, Sept. 22, 1990	32	59	0	362	3	122.56
8.	Jack Hawley	vs. Arizona State, Aug. 31, 2000	24	57	1	219	1	76.66
	Matt Kofler	vs. Air Force*, Nov. 29, 1981	33	57	1	386	2	122.85
10.	Kevin O'Connell	vs. (21) Brigham Young, Dec. 1, 2007	33	55	1	288	1	106.35

PASSING COMPLETIONS

Pl.	Player	(Rk.) Opponent	Comp.	Att.	Int.	Yards	TD	Rating
1.	Todd Santos	vs. Stanford, Oct. 17, 1987	40	60	1	536	5	165.87
2.	Adam Hall	at (17) Colorado, Sept. 7, 2002	39	59	0	359	0	117.21
3.	Ryan Lindley	vs. (25) Utah*, Nov. 20, 2010	36	54	3	528	4	162.13
4.	Ryan Lindley	vs. UNLV*, Nov. 22, 2008	35	50	0	387	2	148.22
	Tim Gutierrez	vs. Air Force*, Oct. 1, 1994	35	59	5	421	3	119.09
	Todd Santos	vs. Utah*, Sept. 12, 1987	35	42	1	462	4	202.40
	Matt Kofler	at Colorado State*, Sept. 12, 1981	35	52	3	359	2	126.45
8.	Todd Santos	vs. New Mexico*, Nov. 23, 1985	34	44	1	423	3	175.98
9.	Kevin O'Connell	vs. (21) Brigham Young, Dec. 1, 2007	33	55	1	288	1	106.35
	Kevin O'Connell	at Hawai'i, Dec. 3, 2005	33	51	1	421	3	149.54
	Billy Blanton	vs. (16) Wyoming*, Nov. 7, 1996	33	44	2	366	2	150.78
	Dan McGwire	at New Mexico*, Nov. 17, 1990	33	49	2	530	2	163.51
	Matt Kofler	vs. Air Force*, Nov. 29, 1981	33	57	1	386	2	122.85
	Jesse Freitas	at Fresno State*, Nov. 17, 1973	33	42	0	450	4	200.00

PASSING EFFICIENCY (MIN. 12 ATT.)

Pl.	Player	(Rk.) Opponent	Comp.	Att.	Int.	Yards	TD	Rating
1.	Kevin McKechnie	vs. Navy, Sept. 5, 1997	16	20	1	371	4	291.82
2.	Craig Penrose	vs. Cal State Fullerton*, Oct. 4, 1975	8	12	0	163	3	263.27
3.	Jack Hawley	at Kansas, Sept. 25, 1999	19	24	0	343	3	240.47
4.	Kevin O'Connell	vs. Portland State, Sept. 22, 2007	19	31	0	443	5	234.55
5.	Ryan Lindley	vs. Utah State, Sept. 25, 2010	17	24	1	362	3	230.45
6.	Joe Davis	vs. UTEP, Oct. 15, 1977	12	18	0	230	3	229.00
7.	Ryan Katz	vs. North Dakota, Sept. 15, 2012	11	18	0	241	3	228.58
8.	Billy Blanton	vs. New Mexico*, Nov. 4, 1995	17	24	0	328	3	226.88
9.	David Lowery	vs. Brigham Young*, Nov. 16, 1991	26	39	1	568	5	226.18
10.	Brian Sipe	vs. UC Santa Barbara*, Nov. 14, 1970	10	14	0	171	2	221.17

PASSING TOUCHDOWNS

Pl.	Player	(Rk.) Opponent	Comp.	Att.	Int.	Yards	TD	Rating
1.	Dennis Shaw	vs. New Mexico State, Nov. 15, 1969	26	42	3	441	9	206.53
2.	Dennis Shaw	vs. Pacific, Nov. 8, 1969	25	38	0	463	7	228.93
	Dennis Shaw	vs. Southern Mississippi, Nov. 9, 1968	17	38	1	524	7	216.09
4.	Rod Dowhower	vs. Fresno State, Oct. 31, 1964	15	24	1	374	6	267.57
	Ryan Lindley	at Colorado State*, Oct. 24, 2009	29	43	0	459	6	203.15
6.	Kevin O'Connell	vs. Portland State, Sept. 22, 2007	19	31	0	443	5	234.55
	Adam Hall	at Idaho, Sept. 21, 2002	29	49	0	506	5	179.60
	David Lowery	vs. Brigham Young*, Nov. 16, 1991	26	39	1	568	5	226.18
	Dan McGwire	at Wyoming*, Oct. 6, 1990	27	42	0	415	5	186.57
	Todd Santos	vs. Stanford, Oct. 17, 1987	40	60	1	536	5	165.87
	Todd Santos	vs. Stanford, Oct. 5, 1985	34	44	1	423	5	190.98
	Matt Kofler	vs. UTEP*, Nov. 21, 1981	31	43	2	460	5	191.02
	Don Horn	at Weber State, Sept. 24, 1966	18	43	0	346	5	147.82

YARDS PASSING/SEASON

Pl.	Name	Cl.	Season	Att.	Comp.	Int.	Pct.	Yds.	TD	GP	3K	TGP	3K
1.	Todd Santos	Sr.	1987	492	306	15	62.2	3,932	26	10	10		10
2.	Dan McGwire	Sr.	1990	448	270	7	60.3	3,833	27	9	9		9
3.	Ryan Lindley	Jr.	+2010	421	243	14	57.7	3,830	28	11	11		11
4.	Dan McGwire	Jr.	1989	440	258	19	58.6	3,651	16	9	9		9
5.	Dennis Shaw	Sr.	+1969	363	214	29	59.0	3,394	40	10	10		10
6.	Matt Kofler	Sr.	1981	436	262	15	60.1	3,337	21	11	11		11
7.	Billy Blanton	Jr.	1995	389	243	14	62.5	3,300	23	12	12		12
8.	Adam Hall	Jr.	2002	452	272	9	60.2	3,253	17	10	10		10
9.	Billy Blanton	Sr.	1996	344	227	5	66.0	3,221	29	10	10		10
10.	Ryan Lindley	Sr.	+2011	447	237	8	53.0	3,153	23	13	13		13
11.	Kevin O'Connell	Sr.	2007	439	257	8	58.5	3,063	15	12	12		12
12.	Ryan Lindley	So.	2009	437	239	16	54.7	3,054	23	12	12		12
13.	Quinn Kaehler	Jr.	+2013	389	232	9	59.6	3,007	19	13	13		13

+ indicated team participated in bowl game. GP 3K - games played to date when reaching 3,000 yards; TGP 3K - team games to date when player reached 3,000 yards.

Multiple 3,000-Yard Seasons: Ryan Lindley (3), Billy Blanton (2), Dan McGwire (2)

Head Coaches for 3,000-Yard Seasons: Rocky Long (2), Al Luginbill (2), **Brady Hoke (2)**, Ted Tollner (2), Don Coryell (1), Tom Craft (1), Chuck Long (1), Doug Scovil (1), Denny Stolz (1)

■ Completions

SEASON

Pl.	Player, Season	Completions
1.	Todd Santos, 1987	306
2.	Adam Hall, 2002	272
3.	Dan McGwire, 1990	270
4.	Matt Kofler, 1981	262
5.	Dan McGwire, 1989	258
6.	Kevin O'Connell, 2007	257
7.	Ryan Lindley, 2010	243
	Billy Blanton, 1995	243
9.	Ryan Lindley, 2008	242
10.	Ryan Lindley, 2009	239
11.	Ryan Lindley, 2011	237
12.	Ryan Agnew, 2019	234
13.	Kevin O'Connell, 2005	233
14.	Quinn Kaehler, 2013	232
15.	Billy Blanton, 1996	227
	Jesse Freitas, 1973	227

CAREER

Pl.	Player, Seasons	Completions
1.	Ryan Lindley, 2008-09-10-11	961
2.	Todd Santos, 1984-85-86-87	910
3.	Kevin O'Connell, 2004-05-06-07	664
4.	Billy Blanton, 1993-94-95-96	588
5.	Dan McGwire, 1989-90	528
6.	Brian Sipe, 1969-70-71	436
7.	David Lowery, 1989-91-92-93	426
8.	Adam Hall, 2001-02-03	423
9.	Mark Halda, 1977-78-79-80	406
10.	Quinn Kaehler, 2013-14	401
11.	Christian Chapman, 2015-16-17-18	379
12.	Matt Kofler, 1980-81	361
13.	Tim Gutierrez, 1992-93-94	357
14.	Lon Sheriff, 1999-00-01-02	356
15.	Ryan Agnew, 2016-17-18-19	355

■ Completion Pct.

SEASON

Pl.	Player, Season	Pct.
1.	Billy Blanton, 1996 (227-344)	66.0
2.	Jesse Freitas, 1973 (227-347)	65.4
3.	Todd Santos, 1985 (226-357)	63.3
4.	Ryan Agnew, 2019 (234-371)	63.1
5.	Billy Blanton, 1995 (243-389)	62.5
6.	Todd Santos, 1986 (218-350)	62.3
7.	Todd Santos, 1987 (306-492)	62.2
8.	Kevin O'Connell, 2005 (233-375)	62.1
9.	Tim Gutierrez, 1993 (208-341)	60.997

10.	Christian Chapman, 2016 (153-251)	60.956
11.	Dan McGwire, 1990 (270-448)	60.3
12.	Adam Hall, 2002 (272-452)	60.2
13.	Matt Kofler, 1981 (262-436)	60.1
14.	Joe Davis, 1977 (174-290)	60.0
15.	Quinn Kaehler, 2013 (232-389)	59.6

CAREER

(minimum 400 attempts)

Pl.	Player, Seasons	Pct.
1.	Billy Blanton, 1993-94-95-96	63.9
2.	Jesse Freitas, 1972-73	62.5
3.	Tim Gutierrez, 1992-93-94	61.6
4.	Todd Santos, 1984-85-86-87	61.3
5.	Christian Chapman, 2015-16-17-18	59.9
6.	Dan McGwire, 1989-90	59.4
7.	Matt Dlugolecki, 2003-04-05	59.1
8.	Ryan Agnew, 2016-17-18-19	58.9
9.	Matt Kofler, 1980-81	58.7
10.	Dennis Shaw, 1968-69	57.9
11.	Kevin O'Connell, 2004-05-06-07	57.7
12.	Quinn Kaehler, 2013-14	57.6
13.	Craig Penrose, 1974-75	56.5
14.	Adam Hall, 2001-02-03	56.3
15.	Mark McKay, 1982-83	56.0

- Shaw's 1968 Division II season stats are included.

■ Rating

SEASON

Pl.	Player, Season	Rating
1.	Billy Blanton, 1996	169.6
2.	Dennis Shaw, 1969	162.2
3.	Billy Blanton, 1994	158.8
4.	Rod Dowhower, 1964	155.8
5.	Tim Gutierrez, 1993	153.1
6.	Ryan Katz, 2012	151.6
7.	Don Horn, 1965	151.5
8.	Ryan Lindley, 2010	149.4
9.	Christian Chapman, 2016	149.2
10.	Dan McGwire, 1990	148.6
11.	Jesse Freitas, 1973	148.0
12.	Joe Davis, 1977	147.4
	Jesse Thompson, 1951	147.4
14.	Billy Blanton, 1995	146.0
15.	Christian Chapman, 2018	143.7

CAREER

Pl.	Player, Seasons	Rating
1.	Billy Blanton, 1993-94-95-96	157.1
2.	Dennis Shaw, 1968-69	154.7
3.	Rod Dowhower, 1963-64	152.9
4.	Don Horn, 1965-66	144.9
5.	Tim Gutierrez, 1992-93-94	144.13
6.	Christian Chapman, 2015-16-17-18	144.12



7. Dan McGwire, 1989-90	140.2
8. Joe Davis, 1976-77	139.9
9. Jesse Freitas, 1972-73	136.4
10. Todd Santos, 1984-85-86-87	133.9
11. Ryan Lindley, 2008-09-10-11	128.8
12. David Lowery, 1989-91-92-93	127.4
13. Quinn Kaehler, 2013-14	127.2
14. Ryan Agnew, 2016-17-18-19	126.4
15. Matt Kofler, 1980-81	124.9

- Shaw's 1968 Division II season stats are included.

■ Touchdowns

SEASON

Pl. Player, Season	TDs
1. Dennis Shaw, 1969	39
2. Billy Blanton, 1996	29
3. Ryan Lindley, 2010	28
4. Dan McGwire, 1990	27
5. Todd Santos, 1987	26
6. Tim Gutierrez, 1993	24
Joe Davis, 1977	24
8. Ryan Lindley, 2011	23
Ryan Lindley, 2009	23
Billy Blanton, 1995	23
Brian Sipe, 1970	23
12. Rod Dowhower, 1964	22
13. David Lowery, 1992	21
Todd Santos, 1985	21
Matt Kofler, 1981	21
Jesse Freitas, 1973	21
One other tied at	21

CAREER

Pl. Player, Seasons	TDs
1. Ryan Lindley, 2008-09-10-11	90
2. Todd Santos, 1984-85-86-87	70
3. Billy Blanton, 1993-94-95-96	67
4. Dennis Shaw, 1968-69	58
5. Kevin O'Connell, 2004-05-06-07	46
6. David Lowery, 1991-92-93	44
Brian Sipe, 1969-70-71	44
8. Dan McGwire, 1989-90	43
9. Christian Chapman, 2015-16-17-18	39
Don Horn, 1965-66	39
11. Tim Gutierrez, 1992-93-94	36
12. Rod Dowhower, 1963-64	33
13. Mark Halda, 1977-78-79-80	29
14. Jesse Freitas, 1972-73	28
15. Joe Davis, 1976-77	25
Craig Penrose, 1974-75	25
nr. Jalen Mayden, 2021-22	13

■ QB Starts

CAREER

Pl. Player, Season	Games Started
1. Ryan Lindley, 2008-09-10-11	49
2. Todd Santos, 1984-85-86-87	45
3. Christian Chapman, 2015-16-17-18	35
4. Kevin O'Connell, 2004-05-06-07	33
5. Billy Blanton, 1993-94-95-96	28
6. David Lowery, 1991-92-93	24
7. Dan McGwire, 1989-90	23
8. Quinn Kaehler, 2013-14	22
Brian Sipe, 1969-70-71	22
10. Lon Sheriff, 1999-00-01-02	21
Dennis Shaw, #1968-69	21

- Shaw's 1968 Division II season stats are included

CONSECUTIVE STARTS

Pl. Player, Dates	Games Started
1. Ryan Lindley, Oct. 18, 2008-Dec. 17, 2011	44
2. Christian Chapman, Dec. 5, 2015-Sept. 8, 2018	31
3. Billy Blanton, Oct. 15, 1994-Nov. 28, 1996	28

4. Dan McGwire, Sept. 2, 1989-Dec. 1, 1990	23
5. David Lowery, Oct. 5, 1991-Sept. 18, 1993	22
Brian Sipe, Sept. 12, 1970-Dec. 4, 1971	22
7. Dennis Shaw, Sept. 14, 1968-Nov. 29, 1969	20
8. Craig Penrose, Oct. 12, 1974-Nov. 22, 1975	19
9. Kevin O'Connell, Oct. 23, 2004-Aug. 31, 2006	17
Todd Santos, Oct. 18, 1985-Nov. 27, 1986	17
Mark Halda, Sept. 16, 1978-Oct. 20, 1979	17

CAREER VICTORIES

Pl. Player, Dates	Wins
1. Christian Chapman, 2015-16-17-18	24
2. Ryan Lindley, 2008-09-10-11	23
3. Todd Santos, 1984-85-86-87	22
4. Dennis Shaw, #1968-69	20
5. Billy Blanton, 1993-94-95-96	18
6. Ryan Agnew, 2016-17-18-19	15
Brian Sipe, 1969-70-71	15
8. Quinn Kaehler, 2013-14	14
Craig Penrose, 1974-75	14
10. David Lowery, 1991-92-93	13
Joe Davis, 1976-77	13
12. Kevin O'Connell, 2004-05-06-07	12
Dan McGwire, 1989-90	12

- Shaw's 1968 Division II season stats are included.

CAREER WINNING PERCENTAGE

(minimum 15 career starts)

Pl. Player, Dates	W-L-T	Pct.
1. Dennis Shaw, #1968-69	20-0-1	.976
2. Ryan Agnew, 2016-17-18-19	15-4	.789
3. Craig Penrose, 1974-75	14-5-1	.725
4. Christian Chapman, 2015-16-17	24-11-0	.686
5. Brian Sipe, 1969-70-71	15-7-0	.682
6. Billy Blanton, 1993-94-95-96	18-10-0	.643
7. Quinn Kaehler, 2013-14	14-8-0	.636

- Shaw's 1968 Division II season stats are included

■ Top Performances

300-YARD PASSING GMS/SEASON

Pl. Player, Season	Games
1. Dan McGwire, 1990	8
2. Todd Santos, 1987	7
3. Ryan Lindley, 2010	6
Billy Blanton, 1996	6
5. Adam Hall, 2002	5
Billy Blanton, 1995	5
Tim Gutierrez, 1993	5
Dan McGwire, 1989	5
Jesse Freitas, 1973	5
10. Ryan Lindley, 2008	4
Todd Santos, 1986	4
Todd Santos, 1985	4
Matt Kofler, 1981	4
Brian Sipe, 1971	4
Dennis Shaw, 1969	4

300-YARD PASSING GMS/CAREER

Pl. Player, Seasons	Games
1. Todd Santos, 1984-85-86-87	17
2. Ryan Lindley, 2008-09-10-11	14
3. Dan McGwire, 1989-90	13
4. Billy Blanton, 1993-94-95-96	12
5. Tim Gutierrez, 1992-93-94	7
Brian Sipe, 1969-70-71	7
7. Adam Hall, 2001-02-03	6
David Lowery, 1989-91-92-93	6
9. Jesse Freitas, 1972-73	5
Matt Kofler, 1980-81	5
Mark McKay, 1982-83	5
Dennis Shaw, 1968-69	5
13. Kevin O'Connell, 2004-05-06-07	4
Lon Sheriff, 1999-00-01-02	4
15. Quinn Kaehler, 2013-14	3
16. Jalen Mayden, 2021-22	2

■ Single-Game Passing Leaders (cont.)

SINGLE GAME QB TOTAL TD LEADERS (PASS + RUSH)/SINCE 1996

Pl.	Player	(Rk.) Opponent	Pass Yds.	Rush Yds.	Pass TD	Rush TD	Total TD
1.	Ryan Lindley	at Colorado State*, Oct. 24, 2009	459	-9	6	0	6
2.	Ryan Katz	vs. Hawai'i*, Oct. 6, 2012	190	57	2	3	5
	Kevin O'Connell	vs. Portland State, Sept. 22, 2007	443	15	5	0	5
	Adam Hall	at Idaho, Sept. 21, 2002	506	-10	5	0	5
	Billy Blanton	vs. Navy, Sept. 5, 1997	371	0	4	1	5
	Billy Blanton	vs. Oklahoma, Sept. 21, 1996	258	8	5	0	5
7.	11 tied (last: Jalen Mayden at Fresno State*, Oct. 29, 2022)						4

HIGHEST COMPLETION PERCENTAGE (MIN. 20 ATT.)/SINCE 1996

Pl.	Player	(Rk.) Opponent	Comp.	Att.	Int.	Yards	TD	Pct.
1.	Ryan Agnew	at Colorado State*, Oct. 5, 2019	16	20	0	147	3	80.00
	Kevin McKeachie	vs. Navy, Sept. 5, 1997	16	20	1	371	4	80.00
3.	Kevin O'Connell	vs. San José State, Sept. 24, 2005	23	29	0	271	4	79.31
4.	Jalen Mayden	at Fresno State*, Oct. 20, 2022	19	24	2	291	2	79.17
	Carson Baker	vs. Brigham Young, Nov. 30, 2019	19	24	0	172	1	79.17
	Adam Dingwell	at Wyoming*, Nov. 24, 2012	19	24	1	164	2	79.17
	Jack Hawley	at Kansas, Sept. 25, 1999	19	24	0	343	3	79.17
8.	Ryan Lindley	vs. Navy (PB), Dec. 23, 2010	18	23	0	276	2	78.26
9.	Jalen Mayden	vs. San José State*, Nov. 12, 2022	17	22	1	268	3	77.27
10.	Christian Chapman	vs. UC Davis, Sept. 2, 2017	16	21	1	220	2	76.19
	Quinn Kaehler	vs. New Mexico*, Nov. 2, 2013	16	21	0	201	2	76.19
	Billy Blanton	vs. Hawai'i*, Oct. 11, 1996	16	21	0	159	2	76.19

PASSING YARDS PER COMPLETION (MIN. 20 ATT.)/SINCE 1996

Pl.	Player	(Rk.) Opponent	Comp.	Att.	Int.	Yards	TD	Yds/C
1.	Ryan Lindley	at (3) TCU, Nov. 13, 2010	11	26	2	262	2	23.82
2.	Ryan Agnew	vs. Air Force, Oct. 12, 2018	9	25	1	213	1	23.67
3.	Kevin O'Connell	vs. Portland State, Sept. 22, 2007	19	31	0	443	5	23.32
4.	Kevin McKeachie	vs. Navy, Sept. 5, 1997	16	20	1	371	4	23.19
5.	Ryan Lindley	at Wyoming*, Oct. 30, 2010	16	32	2	365	3	22.81
6.	Ryan Lindley	vs. Utah State, Sept. 25, 2010	17	24	1	362	3	21.29
7.	Christian Chapman	vs. Boise State*, Oct. 14, 2017	12	27	0	240	1	20.00
8.	Billy Blanton	at California, Sept. 14, 1996	22	40	1	438	4	19.91
9.	Adam Hall	vs. Brigham Young*, Oct. 4, 2003	18	34	1	352	3	19.56
10.	Lon Sheriff	vs. UNLV*, Nov. 25, 2000	17	32	1	328	1	19.29

■ Individual Passing Streaks Leaders

MOST CONSECUTIVE PASS ATTEMPTS W/OUT INT. / SINCE 2012

Pl.	Player	Dates	Gms. Covered	Gms. w/OUT INT.	Streak
1.	Christian Chapman	Sept. 2, 2017 - Oct. 28, 2017	9	7	167
2.	Maxwell Smith	Sept. 12, 2015 - Nov. 28, 2015	11	9	164
3.	Ryan Agnew	Sept. 21, 2019 - Oct. 26, 2019	5	3	124
4.	Ryan Agnew	Nov. 15, 2019 - Dec. 21, 2019	3	1	101
5.	Ryan Agnew	Oct. 12, 2018 - Nov. 10, 2018	5	3	95
6.	Quinn Kaehler	Nov. 9, 2013 - Nov. 23, 2013	3	1	93
7.	Ryan Katz	Sept. 1, 2012 - Sept. 29, 2012	4	2	88
8.	Christian Chapman	Sept. 12, 2015 - Sept. 10, 2016	10	8	87
9.	Christian Chapman	Sept. 17, 2016 - Oct. 21, 2016	5	3	80
10.	Quinn Kaehler	Sept. 28, 2013 - Oct. 10, 2013	3	1	77

SAN DIEGO STATE ALL-TIME SCHOOL RECORD:

1. Dan McGwire	Sept. 15, 1990 - Oct. 13, 1990	5	3	178
----------------	--------------------------------	---	---	-----

MOST CONSECUTIVE COMPLETIONS/SINCE 2012

Pl.	Player	Dates	Streak
1.	Jalen Mayden	Nov. 12, 2022 - Nov. 18, 2022	12
2.	Quinn Kaehler	Aug. 30, 2014 - Sept. 6, 2014	11
3.	Jalen Mayden	Oct. 22, 2022 - Oct. 29, 2022	10
	Ryan Agnew	Sept. 7, 2019 - Sept. 14, 2019	10
	Maxwell Smith	Oct. 10, 2015 - Oct. 17, 2015	10
6.	Carson Baker	Nov. 30, 2019 - Nov. 30, 2019	9
	Ryan Agnew	Nov. 15, 2019 - Nov. 23, 2019	9
	Ryan Agnew	Oct. 12, 2019 - Oct. 12, 2019	9
	Christian Chapman	Oct. 8, 2016 - Oct. 14, 2016	9
	Christian Chapman	Oct. 1, 2016 - Oct. 1, 2016	9
	Adam Dingwell	Nov. 24, 2012 - Nov. 24, 2012	9

Passing



300-YARD PASSING GAMES AGAINST MOUNTAIN WEST OPPONENTS

Opponent	300-Yard Gms.	High	Last
Air Force	6	421, Tim Gutierrez, 10-1-94 (H)	326, Quinn Kaehler, 11-21-14 (H)
Boise State	1	350, Ryan Lindley, 11-9-11 (H)	350, Ryan Lindley, 11-9-11 (H)
Colorado State	8	418, Todd Santos, 10-20-84 (H)	393, Lon Sheriff, 10-28-00 (H)
Fresno State	9	450, Jesse Freitas, 11-17-73 (A)	323, Ryan Agnew, 11-15-19 (H)
Hawai'i	10	513, Mark McKay, 11-6-82 (A)	322, Jalen Mayden, 10-8-22 (A)
Nevada	0		
New Mexico	7	530, Dan McGwire, 11-17-90 (A)	328, Billy Blanton, 11-4-95 (H)
San José State	3	427, Jesse Freitas, 11-3-73 (A)	343, Billy Blanton, 11-2-96 (A)
UNLV	7	395, Billy Blanton, 11-16-96 (A)	338, Ryan Lindley, 11-27-10 (H)
Utah State	2	439, Brian Sipe, 10-22-71 (H)	362, Ryan Lindley, 9-25-10 (H)
Wyoming	8	415, Dan McGwire, 10-6-90 (A)	365, Ryan Lindley, 10-30-10 (A)

300-YARD PASSING GAMES VS. 2023 NON-CONFERENCE OPPONENTS

Opponent	100-Yard Gms.	High	Last
Idaho State	0	n/a	n/a
Ohio	0	n/a	n/a
Oregon State	0	n/a	n/a
UCLA	2	350, Tim Gutierrez, 9-30-93 (H)	343, Dan McGwire, 10-13-90 (A)

500-Yard Performances By Player (9 Total; 7 Players) - Adam Hall 2, Dan McGwire 2, Ryan Lindley 1, David Lowery 1, Mark McKay 1, Todd Santos 1, Dennis Shaw 1.

400-Yard Performances By Player (34 Total; 14 Players) - Dan McGwire 5, Todd Santos 5, Ryan Lindley 4, Tim Gutierrez 3, Dennis Shaw 3, Billy Blanton 2, Jesse Freitas 2, Adam Hall 2, Matt Kofler 2, Kevin O'Connell 2, David Lowery 1, Mark McKay 1, Lon Sheriff 1, Brian Sipe 1.

Most 400-Yard Performances in a Season - 3 by Dan McGwire in 1990.

300-Yard Performances By Player (128 Total; 27 Players) - Todd Santos 17, Ryan Lindley 14, Dan McGwire 13, Billy Blanton 12, Tim Gutierrez 7, Brian Sipe 7, Adam Hall 6, David Lowery 6, Jesse Freitas 5, Matt Kofler 5, Mark McKay 5, Dennis Shaw 5, Kevin O'Connell 4, Lon Sheriff 4, Quinn Kaehler 3, Joe Davis 2, Don Horn 2, **Jalen Mayden 2**, Ryan Agnew 1, Adam Dingwell 1, Rod Dowhower 1, Mark Halda 1, Jack Hawley 1, Rick Hansen 1, Lucas Johnson 1, Kevin McKechnie 1, Craig Penrose 1.

300-YARD PASSING GAMES

Rk.	Player	Yards	Opponent	Date
1.	David Lowery	568	Brigham Young*	11-16-91
2.	Todd Santos	536	Stanford	10-17-87
3.	Dan McGwire	530	at New Mexico*	11-17-90
4.	Ryan Lindley	528	(25) Utah*	11-20-10
5.	Dennis Shaw	524	Southern Mississippi	11-9-68
6.	Adam Hall	516	Arizona State	9-14-02
7.	Mark McKay	513	at Hawai'i*	11-6-82
8.	Dan McGwire	510	at Utah*	9-30-89
9.	Adam Hall	506	at Idaho	9-21-02
10.	Dennis Shaw	463	Pacific*	11-8-69
11.	Todd Santos	462	Utah*	9-12-87
12.	Matt Kofler	460	UTEP*	11-21-81
13.	Ryan Lindley	459	at Colorado State*	10-24-09
14.	Jesse Freitas	450	at Fresno State*	11-17-73
15.	Tim Gutierrez	449	at Fresno State*	11-20-93
16.	Billy Blanton	447	Fresno State*	11-26-94
17.	Matt Kofler	444	(12) Iowa State	10-10-81
18.	Kevin O'Connell	443	Portland State	9-22-07
19.	Dennis Shaw	441	New Mexico State	11-15-69
20.	Brian Sipe	439	Utah State	10-22-71
21.	Billy Blanton	438	at California	9-14-96
22.	Todd Santos	434	Long Beach State	10-24-87
23.	Ryan Lindley	433	Idaho	9-27-08
24.	Dan McGwire	429	Hawai'i*	11-10-90
25.	Jesse Freitas	427	at San José State*	11-3-73
26.	Dan McGwire	426	New Mexico*	11-4-89
27.	Todd Santos	423	New Mexico*	11-23-85
28.	Kevin O'Connell	421	at Hawai'i	12-3-05

Tim Gutierrez	421	Air Force*	10-1-94
Lon Sheriff	420	at Hawai'i	12-7-02
Tim Gutierrez	419	at Utah*	10-30-93
Todd Santos	418	Colorado State*	10-20-84
Dan McGwire	415	at Wyoming*	10-6-90
Ryan Lindley	413	vs. Louisiana	12-17-11
Todd Santos	398	Oregon	10-26-85
Billy Blanton	395	Fresno State*	11-23-96
Billy Blanton	395	at UNLV*	11-16-96
Lon Sheriff	393	(24) Colorado State*	10-28-00
Todd Santos	391	Colorado State*	11-14-87
Ryan Lindley	387	UNLV*	11-22-08
David Lowery	387	Fresno State*	11-21-92
Dennis Shaw	387	North Texas	11-22-69
Don Horn	387	Cal State L.A.*	11-26-66
Matt Kofler	386	vs. Air Force*	11-29-81
Kevin O'Connell	384	at Air Force*	11-17-07
Rick Hansen	382	Oklahoma State	11-27-82
Billy Blanton	376	at Brigham Young*	9-16-95
Tim Gutierrez	375	Minnesota	9-25-93
Rod Dowhower	374	Fresno State	10-31-64
Todd Santos	373	New Mexico*	11-21-87
Todd Santos	373	at Hawai'i*	10-31-87
Craig Penrose	373	New Mexico State	10-18-75
David Lowery	372	UTEP*	10-17-92
Kevin McKechnie	371	Navy	9-5-97
Brian Sipe	370	Iowa State	11-28-70
Kevin O'Connell	366	vs. TCU*	11-24-07
Billy Blanton	366	(16) Wyoming*	11-7-96
Ryan Lindley	365	at Wyoming*	10-30-10
Brian Sipe	363	Arizona	11-20-71
Ryan Lindley	362	Utah State	9-25-10
Dan McGwire	362	at (4) Brigham Young*	9-22-90
Dan McGwire	361	at Air Force*	9-2-89
Adam Hall	359	at (17) Colorado*	9-7-02
Matt Kofler	359	at Colorado State*	9-12-81
Todd Santos	358	at New Mexico*	9-27-86
Todd Santos	356	at Colorado State*	11-1-86
Billy Blanton	355	Fresno State*	10-14-95
Ryan Lindley	352	Cal Poly	8-30-08
Adam Hall	352	Brigham Young*	10-4-03
Todd Santos	351	at Wyoming*	11-9-85
Ryan Lindley	350	(10) Boise State*	11-19-11
Tim Gutierrez	350	(25) UCLA	9-30-93
Dennis Shaw	350	at West Texas State	10-11-69
Don Horn	346	at Weber State	9-24-66
David Lowery	345	(23) Hawai'i*	11-14-92
Matt Kofler	345	at UNLV	11-14-81
Dan McGwire	344	UTEP*	11-24-90
Jack Hawley	343	at Kansas	9-25-99
Billy Blanton	343	at San José State*	11-2-96
Dan McGwire	343	at UCLA	10-13-90
Dan McGwire	343	Air Force*	9-29-90
Quinn Kaehler	341	at (21) North Carolina	9-6-14
Ryan Lindley	341	at UNLV*	11-28-09
Ryan Lindley	338	UNLV*	11-27-10
Quinn Kaehler	337	(18) Fresno State*	10-26-13

Brian Sipe	337	North Texas	12-4-71
Adam Hall	335	at Wyoming*	10-19-02
Lucas Johnson	333	vs. (24) UTSA (FB)	12-21-21
Mark McKay	331	at UTEP*	9-24-83
Todd Santos	330	Long Beach State	9-6-86
Todd Santos	329	at Oregon	9-26-87
Lon Sheriff	328	UNLV*	11-25-00
Billy Blanton	328	New Mexico*	11-4-95
Mark Halda	328	at Long Beach State*	10-28-78
Quinn Kaehler	326	Air Force*	11-21-14
Joe Davis	325	at San José State	11-26-77
Ryan Agnew	323	Fresno State*	11-15-19
David Lowery	323	at (21) California	9-11-93
Dan McGwire	323	(2) Miami (Fla.)	12-1-90
Jalen Mayden	322	Hawai'i*	10-8-22
Billy Blanton	321	at Hawai'i*	11-18-95
Jesse Freitas	321	North Texas	11-24-73
Todd Santos	320	Stanford	10-5-85
Ryan Lindley	319	at New Mexico State	9-11-10
Adam Hall	319	UNLV*	10-26-02
Dan McGwire	319	at (20) Hawai'i*	10-7-89
Adam Dingwell	318	Eastern Illinois	8-31-13
Brian Sipe	318	Southern Mississippi	10-10-70
Lon Sheriff	317	at Wyoming*	10-7-00
Mark McKay	317	at Colorado State*	10-15-83
Tim Gutierrez	314	California	9-10-94
Mark McKay	314	New Mexico*	10-16-82
Joe Davis	314	at Pacific	11-5-77
Mark McKay	312	Wyoming*	11-12-83
Ryan Lindley	311	at Wyoming*	11-1-08
Billy Blanton	311	Colorado State*	11-25-95
Todd Santos	311	at Hawai'i*	10-27-84
Brian Sipe	310	Brigham Young	10-3-70
Jalen Mayden	309	vs. MTSU (HB)	12-24-22
David Lowery	308	at Utah*	10-21-91
Jesse Freitas	308	Florida State	10-27-73
Dan McGwire	307	Cal State Fullerton	9-23-89
Billy Blanton	306	Idaho	9-7-96
Todd Santos	306	at Utah*	9-13-86
Tim Gutierrez	304	Colorado State*	10-16-93
Brian Sipe	304	Iowa State	11-27-71
Ryan Lindley	303	Nicholls State	9-4-10
Jesse Freitas	303	Iowa State	12-1-73

CONSECUTIVE 300-YARD PASSING GAMES

Date	Opponent	A-C-I	TDs	Yards
Billy Blanton - 4				
11-2-96	at San José State*	32-22-0	4	343
11-7-96	Wyoming*	44-33-2	2	366
11-16-96	at UNLV*	32-21-0	3	395
11-23-96	Fresno State*	34-25-1	2	395
Billy Blanton - 4				
11-18-95	at Hawai'i*	26-16-0	2	321
11-25-95	Colorado State*	48-33-2	1	311
9-7-96	Idaho	30-19-0	2	306
9-14-96	at California	40-22-1	4	438
Dan McGwire - 4				
11-10-90	Hawai'i*	36-23-1	2	429
11-17-90	at New Mexico*	49-33-2	2	530
11-24-90	UTEP*	38-26-0	0	344
12-1-90	(2) Miami	53-32-1	2	323
Dan McGwire - 4				
9-22-90	at Brigham Young*	59-32-0	3	362
9-29-90	Air Force*	29-19-0	3	343
10-6-90	at Wyoming*	42-27-0	5	415
10-13-90	at UCLA	46-23-1	3	343
Ryan Lindley - 3				
11-28-09	at UNLV*	45-25-2	1	341
9-4-10	Nicholls State	26-17-0	2	303
9-11-10	at New Mexico State	42-20-0	1	319
Adam Hall - 3				
9-7-02	at Colorado	59-39-0	0	359
9-14-02	Arizona State	60-32-1	3	516
9-21-02	at Idaho	49-29-0	5	506
Dan McGwire - 3				
9-23-89	Cal State Fullerton	26-17-2	2	307
9-30-89	at Utah*	37-24-1	2	510
10-7-89	at (20) Hawai'i*	41-23-1	1	319
Todd Santos - 3				
10-17-87	Stanford	60-40-1	5	536
10-24-87	Long Beach State	40-26-1	3	434
10-31-87	at Hawai'i*	40-29-2	1	373

Matt Kofler - 3				
11-14-81	at UNLV*	34-20-0	2	345
11-21-81	at UTEP*	43-31-2	5	460
11-29-81	vs. Air Force*	57-33-0	2	386

Jesse Freitas - 3				
11-17-73	at Fresno State*	42-33-0	4	450
11-24-73	North Texas	32-23-2	4	321
12-1-73	Iowa State	28-19-1	3	303

Dennis Shaw - 3				
11-8-69	Pacific*	38-25-0	7	463
11-15-69	New Mexico State	42-26-3	9	441
11-22-69	North Texas	46-28-5	3	387

3,000-YARD PASSING SEASONS

Dennis Shaw, 1969						
Date	Opponent	A	C	I	Yds.	TD
S.27	Cal State L.A.*	36	22	0	251	3
O.4	at San José State*	25	16	1	235	5
O.11	at West Texas State	37	19	4	350	2
O.18	at UT Arlington	28	14	5	262	1
O.25	UC Santa Barbara*	21	13	0	241	4
N.1	at Fresno State*	32	17	3	278	3
N.8	Pacific*	38	25	2	463	7
N.15	New Mexico State	42	26	3	441	9
N.22	North Texas	46	28	5	387	3
N.29	Long Beach State* (3K)	29	18	3	267	2
TOTALS (10 games)		334	198	26		3,175

Pasadena Bowl (Pasadena, Calif.)						
D.6	vs. Boston University	29	16	3	219	1
TOTALS (11 games)		363	214	29		3,175

Matt Kofler, 1981						
Date	Opponent	A	C	I	Yds.	TD
S.12	at Colorado State*	52	35	3	359	2
S.26	at Oklahoma State	36	23	1	236	2
O.3	at New Mexico*	19	11	1	122	0
O.10	Iowa State	45	32	0	444	4
O.17	Brigham Young*	33	19	1	214	0
O.24	Hawai'i*	31	17	2	253	1
O.31	at Utah*	45	20	2	231	2
N.7	Wyoming*	41	22	3	287	1
N.14	at UNLV	34	20	0	345	2
N.21	UTEP*	43	31	2	460	5

Mirage Bowl (Japan, regular season game)						
N.29	vs. Air Force* (3K)	57	33	0	386	2
TOTALS (11 games)		436	263	15		3,337

Todd Santos, 1987						
Date	Opponent	A	C	I	Yds.	TD
S.5	at UCLA	42	22	2	186	2
S.12	Utah*	42	35	1	462	4
S.19	at Air Force*	40	20	0	258	1
S.26	at Oregon	47	26	1	329	2</



Dan McGwire, 1990		Sr.	
Date	Opponent	A. C.	Yds. TD
S.8	at Oregon	40 20 0	223 2
S.15	Long Beach State	24 13 1	235 1
S.22	at Brigham Young*	59 32 0	362 3
S.29	Air Force*	29 19 0	343 3
O.6	at Wyoming*	42 27 0	415 5
O.13	at UCLA	46 23 1	343 3
N.3	Utah*	32 22 1	286 4
N.10	Hawaii*	36 23 1	429 2
N.17	at New Mexico* (3K)	49 33 2	530 2
N.24	UTEP*	38 26 0	344 0
D.1	Miami	53 32 1	323 2
TOTALS (11 games)		448-270-7	3,833 27

Tim Gutierrez, 1993		Jr.	
Date	Opponent	A. C.	Yds. TD
S.4	CSUN	did not play	
S.11	at California	did not play	
S.18	at Air Force*	21 13 0	217 2
S.25	Minnesota	48 32 0	375 4
S.30	UCLA	47 30 2	350 1
O.9	at Hawaii*	27 12 0	259 1
O.16	Colorado State*	31 21 1	304 3
O.23	New Mexico*	34 23 1	251 1
O.30	at Utah*	49 32 2	419 4
N.11	Brigham Young*	29 15 1	265 4
N.20	at Fresno State*	36 20 3	449 4
N.27	Wyoming* (3K)	19 10 0	144 0
TOTALS (10 games)		341-208-10	3,033 24

Billy Blanton, 1995		Jr.	
Date	Opponent	A. C.	Yds. TD
S.2	California	27 18 1	172 1
S.9	at Oklahoma	42 22 3	252 1
S.16	at Brigham Young*	45 30 3	376 3
S.28	Nevada	35 21 1	286 2
O.7	at Utah*	41 26 0	297 2
O.14	Fresno State*	31 21 1	355 1
O.21	San José State	22 11 1	254 4
O.28	at UTEP*	27 13 1	146 1
N.4	New Mexico*	24 17 0	328 3
N.11	Wyoming*	21 15 1	202 2
N.18	at Hawaii*	26 16 0	321 2
N.25	Colorado State* (3K)	48 33 2	311 1
TOTALS (12 games)		389-243-14	3,300 23

Billy Blanton, 1996		Sr.	
Date	Opponent	A. C.	Yds. TD
S.7	Idaho	30 19 0	306 2
S.14	at California	40 22 1	438 4
S.21	Oklahoma	26 18 1	258 5
O.11	Hawaii*	21 16 0	159 2
O.19	at New Mexico*	25 15 0	260 2
O.26	at Colorado State*	32 18 0	138 1
N.2	at San José State*	32 22 0	307 4
N.7	Wyoming*	44 33 2	366 2
N.16	at UNLV*	32 21 0	395 3
N.23	Fresno State* (3K)	34 25 1	395 2
N.28	Air Force*	27 18 0	199 2
TOTALS (11 games)		343-227-5	3,221 29

Adam Hall, 2002		Jr.	
Date	Opponent	A. C.	Yds. TD
A.29	at Fresno State	37 25 1	240 0
S.7	at (17) Colorado	59 39 0	359 0
S.14	Arizona State	60 32 1	516 3
S.21	at Idaho	49 29 0	506 5
S.28	UCLA	34 16 2	183 1
O.12	Utah*	39 26 1	294 2
O.19	at Wyoming*	33 22 1	335 1
O.26	UNLV*	45 28 1	319 2
N.2	at Brigham Young*	46 26 1	228 1
N.9	at New Mexico* (3K)	35 18 1	153 0
N.15	(17) Colorado State*	15 11 0	120 1
N.23	at Air Force*	injured	
D.7	at Hawaii	injured	
TOTALS (11 games)		452-272-9	3,253 16

Ryan Lindley, 2009		So.	
Date	Opponent	A. C.	Yds. TD
S.5	at UCLA	45 18 3	238 2
S.12	Southern Utah	30 20 0	287 2
S.19	at Idaho	35 21 1	200 1
S.26	at Air Force*	41 25 4	284 2
O.3	New Mexico State	27 7 1	123 1
O.17	Brigham Young*	33 21 1	298 3
O.24	at Colorado State*	43 29 0	459 6
O.31	New Mexico*	38 22 0	253 3
N.7	TCU*	34 16 2	164 1
N.14	Wyoming*	29 18 0	200 0
N.21	at Utah*	37 17 2	207 1
N.28	at UNLV* (3K)	45 25 2	341 1
TOTALS (12 games)		437-239-16	3,054 23

Ryan Lindley, 2010		Jr.	
Date	Opponent	A. C.	Yds. TD
S.4	Nicholls State	26 17 0	303 2
S.11	at New Mexico State	42 20 0	319 1
S.18	at Missouri	44 20 1	190 0
S.25	Utah State	24 17 1	362 3
O.9	at Brigham Young*	34 20 1	220 3
O.16	(23) Air Force*	26 14 1	247 1
O.23	at New Mexico*	37 18 1	249 2
O.30	at Wyoming*	32 16 2	365 3
N.6	Colorado State*	23 14 2	171 1
N.13	at (3) TCU*	26 11 2	262 2
N.20	(25) Utah (3K)	54 36 3	528 4
N.27	UNLV	30 22 0	338 4
TOTALS (12 games)		398-225-14	3,554 26

Poinsettia Bowl (San Diego, Calif.)		Jr.	
Date	Opponent	A. C.	Yds. TD
D.23	Navy	23 18 0	276 2
TOTALS (13 games)		421-243-14	3,830 28

Ryan Lindley, 2011		Sr.	
Date	Opponent	A. C.	Yds. TD
S.3	Cal Poly	27 15 0	203 4
S.10	at Army	18 8 0	146 1
S.17	Washington State	37 21 1	273 2
S.24	at (22) Michigan	48 23 0	253 1
O.8	TCU*	41 15 3	201 2
O.13	at Air Force*	21 15 0	209 2
O.29	Wyoming*	27 13 1	247 2
N.5	New Mexico*	24 16 0	271 0
N.12	at Colorado State*	35 19 1	154 1
N.19	(10) Boise State*	51 30 1	350 3
N.26	at UNLV*	29 13 1	152 2
D.3	Fresno State	40 21 0	281 0
TOTALS (12 games)		398-209-8	2,740 20

R+L Carriers NO Bowl (New Orleans, La.)		Sr.	
Date	Opponent	A. C.	Yds. TD
D.17	vs. Louisiana	49 28 0	413 3
TOTALS (13 games)		447-237-8	3,153 23

Quinn Kaehler, 2013		Jr.	
Date	Opponent	A. C.	Yds. TD
A.31	Northern Arizona	Did Not Play	
S.7	at (3) Ohio State	36 22 1	216 1
S.21	Oregon State	25 16 2	251 2
S.26	at New Mexico State	34 22 0	229 0
O.4	Nevada*	32 23 0	286 3
O.10	at Air Force*	21 15 1	249 3
O.26	Fresno State*	26 15 1	337 0
N.2	New Mexico*	21 16 0	207 2
N.9	at San José State*	31 18 1	235 2
N.16	at Hawaii*	34 17 0	265 1
N.23	Boise State*	37 23 1	288 2
N.30	at UNLV*	46 24 2	239 1
TOTALS (12 games)		361-217-9	2,796 17

Famous Idaho Potato Bowl (Boise, Idaho)		Sr.	
Date	Opponent	A. C.	Yds. TD
D.21	vs. Buffalo (3K)	28 15 0	211 2
TOTALS (13 games)		389-232-9	3,007 19

■ Annual Passing Leaders

Year	Player	Cl.	NR	CR	A	C	I	Yds.	TDs	Pct.	Eff.
1947	Art Filson	So.			49	19	0	363	1	38.8	107.7
1948	John Simcox	Sr.			103	49	7	665	9	47.6	117.1
1949	Leon Parma	Jr.			87	40	11	603	9	46.0	113.1
1950	Leon Parma	Sr.			103	49	11	732	7	47.6	108.3
1951	Jesse Thompson	Sr.			155	86	5	1,304	13	55.5	147.4
1952	Paul Held	Jr.			194	82	14	1,062	12	42.3	94.2
1953	Paul Held	Sr.			98	39	11	603	4	39.8	82.5
1954	Bill Richardson	So.			60	27	4	251	3	45.0	83.3
1955	Don Magee	So.			123	66	12	792	4	53.7	99.0
1956	Robert Moneymaker	Jr.			65	25	6	433	3	38.5	91.2
1957	Joe Duke	So.			121	49	8	719	4	40.5	88.1
1958	Joe Duke	Jr.			150	62	12	787	7	41.3	84.8
1959	Joe Duke	Sr.			132	63	14	698	6	47.7	85.9
1960	Russ Boehmke	So.			74	37	8	293	2	50.0	70.6
1961	Harry Korsmeier	Jr.			72	35	3	547	4	48.6	122.4
1962	Wayne Sevier	Sr.			62	40	4	578	5	66.7	156.5
1963	Rod Dowhower	Jr.			120	58	6	1,136	11	48.3	148.1
1964	Rod Dowhower	Sr.			193	101	9	1,728	22	52.3	155.8
1965	Don Horn	Jr.			206	123	11	1,688	21	59.7	151.5
1966	Don Horn	So.			253	134	14	2,234	18	53.0	139.6
1967	Thom Williams	Jr.			103	59	3	945	7	57.3	151.0
1968	Dennis Shaw	Jr.			240	134	15	2,139	19	55.8	144.3
1969	Dennis Shaw	Sr.	1	1	335	199	26	3,185	39	59.4	162.2
1970	Brian Sipe	Jr.			337	195	20	2,618	23	57.9	133.8
1971	Brian Sipe*	Sr.			369	196	21	2,532	17	53.1	114.6
1972	Jesse Freitas	Jr.			171	97	14	1,200	7	56.6	12.8
1973	Jesse Freitas*	Sr.	1	1	347	227	17	2,993	21	65.4	148.0
1974	Craig Penrose	Jr.			235	132	9	1,683	10	56.3	122.7
1975	Craig Penrose*	Sr.			349	198	24	2,660	15	56.7	121.2
1976	Tom Craft	Jr.			109	75	1	809	2	68.8	135.4
1977	Joe Davis	Sr.			290	174	12	2,360	24	60.0	147.4
1978	Mark Halda	So.			358	205	14	2,262	14	57.3	115.4
1979	Mark Halda	Jr.			234	123	17	1,684	10	52.6	112.6
1980	Matt Kofler	Jr.			179	99	9	1,139	3	55.3	104.2
1981	Matt Kofler	Sr.			436	262	15	3,337	21	60.1	133.4
1982	Mark McKay	Jr.			250	142	9	1,985	11	56.8	130.8
1983	Mark McKay	Sr.			337	187	20	2,490	13	55.5	118.4
1984	Todd Santos	Fr.	6		285	160	14	2,063	9	56.1	117.5
1985	Todd Santos	So.	3		357	226	17	2,877	21	63.3	140.9
1986	Todd Santos	Jr.	4		350	218	11	2,553	14	62.3	130.5
1987	Todd Santos	Sr.	7	1	492	306	15	3,932	26	62.2	140.7
1988	Brad Platt	Sr.			226	130	10	1,466	3	57.5	107.5
1989	Dan McGwire	Jr.	4		440	258	19	3,651	16	58.6	131.7
1990	Dan McGwire	Sr.	2		449	270	7	3,833	27	60.1	148.6
1991	David Lowery	So.	3		311	176	12	2,575	19	56.6	138.6
1992	David Lowery	Jr.	5		366	191	11	2,632	21	52.2	125.5
1993	Tim Gutierrez	Jr.	11	3	341	208	10	3,033	24	61.0	153.1
1994	Billy Blanton	So.			178	112	6	1,586	15	62.9	158.8
1995	Billy Blanton	Jr.	12	5	389	243	14	3,300	23	62.5	146.0
1996	Billy Blanton	Sr.	3	2	344	227	5	3,221	29	66.0	169.6
1997	Kevin McKechnie	Sr.			179	107	6	1,449	10	59.8	139.5
1998	Brian Russell	So.	9		230	123	7	1,438	8	53.5	111.39
1999	Jack Hawley	Jr.	48	7	266	145	10	1,942	15	54.5	126.93
2000	Lon Sheriff	Jr.	68	6	290	155	11	2,163	6	53.4	115.34
2001	Lon Sheriff	Sr.	6		236	111	12	1,295	3	47.0	87.15
2002	Adam Hall	Jr.									



■ Most 4th Quarter GW Drives / QB

(since 1982)

Pl. Player	GW Drives
1. Quinn Kaehler	6
Todd Santos	6
3. Ryan Agnew	5
4. Christian Chapman	4
Ryan Lindley	4
6. Billy Blanton	3
Tim Gutierrez	3
Mark McKay	3
Kevin O'Connell	3
Lon Sheriff	3
nr. Jalen Mayden	1

■ Most 4th Quarter & Less Than Two Mins. Remaining Comebacks / QB

(since 1982)

Pl. Player	GW Drives
1. Quinn Kaehler	4
2. Tim Gutierrez	2
Mark McKay	2
Kevin O'Connell	2
Brian Russell	2
Lon Sheriff	2
nr. Jalen Mayden	1

■ Game-Winning Drives (since 1982)

Below is a list of all San Diego State game-winning drives (defined as giving San Diego State a lead it never relinquished in the fourth quarter. Game winning drives designated with a * occurred in the final two minutes or in overtime. + - did not start game.

Date	Opponent	Quarterback	Score at Start	Final Score	Time at Start of Drive	TOL	Used TO	Time when Scored	Scoring Play	Scoring Pl	Yds	Drive Time
Oct. 9, 1982	at Wyoming*	♦ Mark McKay	21-21	24-21	4th/4:11	3	0	0:05	Morales 19-yd FG	7	46	4:06
Oct. 30, 1982	Utah*	♦ Mark McKay	14-17	21-17	4th/1:28	0	0	0:52	McKay 47-yd pass to Sampson	4	80	0:36
Nov. 6, 1982	at Hawai'i	Mark McKay	24-28	31-28	4th/3:53	3	0	2:03	Harvey 2-yd. run	7	99	1:50
Sept. 8, 1986	Long Beach State	Todd Santos	20-24	27-20	4th/12:32	2	0	10:08	Santos 38-yd. pass to Jackson	6	63	2:24
Sept. 13, 1986	at Utah*	♦ Todd Santos	29-30	37-30	4th/2:14	1	0	0:52	Hardy 2-yd. run	5	71	1:22
Sept. 27, 1986	at New Mexico*	Todd Santos	24-28	38-34	4th/9:28	2	0	7:42	Santos 28-yd. to Conyers	4	44	1:46
Nov. 14, 1987	Colorado State*	Todd Santos	10-12	26-12	4th/12:11	3	0	7:33	Santos 13-yd. to Reed-Martin	13	72	4:38
Oct. 31, 1987	at Hawai'i*	Todd Santos	14-21	29-21	4th/4:33	3	0	3:08	Santos 4-yd. to Hewitt	6	41	1:25
Oct. 24, 1987	Long Beach State	Todd Santos	38-42	52-42	4th/14:00	3	0	12:00	Santos 29-yd. to Jackson	6	51	2:00
Sept. 11, 1988	Air Force*	♦ Brad Platt	32-36	39-36	4th/3:02	2	2	0:34	Hewitt 1-yd. run	8	61	2:38
Nov. 11, 1989	Wyoming*	Dan McGwire	17-17	27-17	4th/10:38	3	1	7:57	Slack 49-yd. run	6	71	2:41
Oct. 28, 1989	at UTEP*	Dan McGwire	27-31	34-31	4th/14:43	3	0	8:17	McGwire 1-yd. run	14	80	6:26
Oct. 26, 1991	at Utah*	David Lowery	16-21	24-21	4th/9:41	3	1	5:28	Lowery 3-yd. to Wright	12	88	4:13
Oct. 23, 1993	New Mexico*	Tim Gutierrez	17-17	20-17	4th/11:29	1	0	6:54	Holt 31-yd. FG	12	74	4:35
Sept. 18, 1993	at Air Force*	♦ Tim Gutierrez+	31-31	38-31	4th/1:51	1	0	0:34	Gutierrez 36-yd. to Scott	6	63	1:17
Sept. 10, 1994	California	♦ Tim Gutierrez	19-20	22-20	4th/3:22	0	1	0:00	Holt 32-yd. FG	9	65	3:22
Oct. 7, 1995	at Utah*	Billy Blanton	17-21	24-21	4th/9:43	3	0	9:27	Blanton 48-yd. to Hakim	2	48	0:16
Oct. 19, 1996	at New Mexico*	Billy Blanton	42-42	48-42	4th/6:26	3	0	5:33	Jones 2-yd. run	4	15	0:53
Nov. 7, 1996	Wyoming	♦ Billy Blanton	21-24	28-24	4th/1:39	3	1	0:38	Blanton 11-yd. run	7	72	1:01
Sept. 5, 1997	Navy	Kevin McKechnie	31-31	45-31	4th/14:16	3	0	12:17	McKechnie 47-yd. to Hakim	3	78	1:59
Oct. 18, 1997	UNLV*	♦ Spencer Brinton+	17-17	20-17	overtime		0	0:00	Tandberg 24-yd. FG	6	18	---
Nov. 15, 1997	at Fresno State*	Spencer Brinton	13-19	20-19	3rd/2:15	3	0	12:16	Lewis 1-yd. run	11	49	4:59
Oct. 17, 1998	at New Mexico*	♦ Brian Russell	30-33	36-33	overtime		0	0:00	Russell 25-yd. to Gourdine	2	25	---
Oct. 24, 1998	Utah*	♦ Brian Russell	14-20	21-20	overtime		1	0:00	Russell 6-yd. to Gourdine	6	25	---
Oct. 16, 1999	at Colorado State*	Jack Hawley	10-10	17-10	4th/14:09	3	0	11:05	Hawley 40-yd. to Gourdine	7	83	3:04
Oct. 21, 2000	at Brigham Young*	♦ Lon Sheriff	13-15	16-15	4th/0:46	2	1	0:01	Tandberg 36-yd. FG	6	62	0:45
Nov. 4, 2000	at New Mexico*	Lon Sheriff	13-16	17-16	4th/10:59	2	0	5:27	Tandberg 18-yd. FG	12	64	5:32
Nov. 23, 2002	at Air Force*	♦ Lon Sheriff	31-34	38-34	4th/3:07	3	1	0:58	Truvillion 1-yd. run	8	58	2:09
Nov. 19, 2005	Wyoming*	Kevin O'Connell	17-21	34-21	4th/8:10	2	0	6:24	O'Connell 18-yd. to Ortiz	5	76	1:46
Oct. 21, 2006	Air Force*	♦ Kevin Craft	10-12	19-12	4th/6:01	1	1	0:02	Palmer 30-yd. FG	12	58	3:06
Oct. 6, 2007	at Colorado State*	♦ Kevin O'Connell	17-20	24-20	4th/2:23	2	0	0:43	O'Connell 1-yd. run	7	80	1:40
Nov. 3, 2007	Wyoming*	♦ Kevin O'Connell	20-24	27-24	4th/3:46	1	0	1:06	O'Connell 27-yd. to Brown	6	38	2:40
Oct. 31, 2009	New Mexico*	Ryan Lindley	16-20	23-20	4th/12:13	3	0	7:54	Lindley 4-yd. to Sampson	10	75	4:19
Sept. 10, 2011	at Army	Ryan Lindley	20-20	23-20	4th/12:37	3	0	9:29	Perez 42-yd. FG	8	55	3:141
Nov. 12, 2011	at Colorado State*	Ryan Lindley	15-15	18-15	4th/9:41	3	1	5:49	Perez 37-yd FG	8	43	3:52
Dec. 3, 2011	Fresno State	♦ Ryan Lindley	28-28	35-28	4th/2:13	3	0	1:09	Hillman 2-yd. run	9	66	1:04
Oct. 20, 2012	at Nevada*	Adam Dingwell+	28-31	31-31	4th/0:50	0	0	0:00	Marden 35-yd. FG	7	25	0:50
		♦ Adam Dingwell+	31-38	39-38	overtime	1	0	0:00	Dingwell 21-yd. to Escobar	2	25	0:00
						1	1		Dingwell to Roberts (2pt. PAT)			
Sept. 28, 2013	at New Mexico State	Quinn Kaehler	11-16	26-16	3rd/3:32			14:55	Pumphrey 2-yd run	8	60	3:37
Oct. 4, 2013	Nevada*	♦ Quinn Kaehler	44-44	51-44	overtime	1	0	0:00	Kaehler 13-yd. to Judge	5	25	0:00
Oct. 10, 2013	at Air Force*	♦ Quinn Kaehler	19-20	27-20	4th/7:06	3	1	1:39	Kaehler 3-yd. to Vizzi	13	77	5:27
Nov. 9, 2013	at San José State*	Quinn Kaehler	27-30	34-30	4th/9:51	3	0	3:32	Muema 12-yd. run	6	38	2:28
Nov. 16, 2013	at Hawai'i	♦ Quinn Kaehler	21-21	28-21	overtime			0:00	Muema 2-yd. run	3	25	0:00
Nov. 23, 2013	Boise State	♦ Quinn Kaehler	28-31	34-31	overtime			0:00	Kaehler 10-yd. to Lockett	5	25	0:00
Dec. 5, 2015	Air Force (CC)	Christian Chapman	24-24	27-24	4th/8:08	3	0	5:10	Hageman 46-yd. FG	6	46	2:58
Sept. 16, 2017	(19/19) Stanford	♦ Christian Chapman	13-17	20-17	4th/6:15	2	1	0:54	Chapman 8-yd. to Wells	11	75	5:21
Sept. 23, 2017	at Air Force*	Christian Chapman	21-24	28-24	4th/6:16	3	3	5:39	Penny 53-yd. run	2	75	0:37
Sept. 8, 2018	Sacramento State	Ryan Agnew+	13-14	28-14	4th/9:18	3	1	4:05	Washington 4-yd. run	13	82	5:13
Sept. 22, 2018	Eastern Michigan	♦ Ryan Agnew	20-20	23-20	overtime			0:00	Baron 38-yd. FG	4	4	0:00
Oct. 12, 2018	Air Force*	Ryan Agnew	14-17	21-17	4th/9:18	3	0	6:10	Agnew 29-yd. to Houston	8	94	3:08
Oct. 20, 2018	San José State*	Ryan Agnew	13-13	16-13	4th/7:15	3	1	4:36	Baron 51-yd. FG	4	1	2:39
Nov. 3, 2018	at New Mexico*	Christian Chapman+	21-23	31-23	4th/5:32	3	0	2:56	Baron 32-yd. FG	5	26	2:36
Oct. 12, 2019	Wyoming*	Ryan Agnew	19-22	26-22	4th/6:43	2	0	2:09	Agnew 12-yd. to Bellinger	9	76	4:34
Sept. 18, 2021	Utah	♦ Lucas Johnson	31-31	33-31	overtime	0	0	0:00	Mathews to Johnson (2pt. PAT)	0	0	0:00
Oct. 15, 2021	at San José State*	♦ Lucas Johnson+	13-13	19-13	overtime	0	0	0:00	Johnson to Mathews	3	25	0:00
Nov. 13, 2021	Nevada*	♦ Lucas Johnson	20-21	23-21	4th/4:33	3	0	1:21	Araiza 35-yd. FG	12	53	3:12
Sept. 24, 2022	Toledo	♦ Braxton Burmeister	10-14	17-14	4th/2:51	2	1	0:41	Byrd 1-yd. run	9	67	2:10
Oct. 8, 2022	Hawai'i*	♦ Jalen Mayden	13-14	16-14	4th/1:19	1	1	0:07	Browning 26-yd. FG	7	56	1:12

Receiving



Bold indicates set by a current Aztec
 * - Indicates conference game

■ Individual Records

Most Receptions

Game: 18, J.R. Tolver at Hawai'i, 12/7/02
Season: 128, J.R. Tolver, 2002
Career: 262, J.R. Tolver, 1999-00-01-02

Most Receptions By Senior

Game: 18, J.R. Tolver at Hawai'i, 12/7/02
Season: 128, J.R. Tolver, 2002

Most Receptions By Junior

Game: 16, Tim Delaney vs. New Mexico State, 11/15/69
Season: 85, Tim Delaney, 1969

Most Receptions By Sophomore

Game: 15, Will Blackwell at Brigham Young*, 9/16/95
Season: 86, Will Blackwell, 1995

Most Receptions By Freshman

Game: 10, Will Blackwell vs. Fresno State*, 11/26/94
Season: 51, Will Blackwell, 1994

Most Receptions Per Game

Season: 9.8, J.R. Tolver, 2002
Career: 6.4, Will Blackwell, 1994-95-96 (min. 15 gms.)

Most Yards

Game: 363, Tom Nettles vs. Southern Mississippi, 11/9/68
Season: 1,785, J.R. Tolver, 2002
Career: 3,572, J.R. Tolver, 1999-00-01-02

Most Yards By Senior

Game: 363, Tom Nettles vs. Southern Mississippi, 11/9/68
Season: 1,785, J.R. Tolver, 2002

Most Yards By Junior

Game: 289, Gary Garrison vs. Fresno State*, 10/31/64
Season: 1,392, Patrick Rowe, 1990

Most Yards By Sophomore

Game: 274, Darnay Scott vs. UTEP*, 10/17/92
Season: 1,207, Will Blackwell, 1995

Most Yards By Freshman

Game: 243, Darnay Scott vs. Brigham Young*, 11/16/91
Season: 727, Darnay Scott, 1991

Most Yards Per Reception

Game: 37.3 (6), Brett Swain vs. Portland State, 9/22/07 (min. 5 rec.)
Season: 25.2 (31), Derrick Lewis, 2000 (min. 30 rec.)
Career: 20.6 (105), Vince Warren, 1981-82-83-84-85 (min. 50 rec.)

Most Yards Per Game

Season: 137.3, J.R. Tolver, 2002
Career: 93.4, Will Blackwell, 1994-95-96 (min. 15 gms.)

Most Touchdowns

Game: 6, Tim Delaney vs. New Mexico State, 11/15/69
Season: 18, Tom Reynolds, 1969

Career: 26, Gary Garrison, 1964-65

Most 100-Yard Games

Season: 9, Patrick Rowe, 1990
Career: 17, Vincent Brown, 2007-08-09-10 and J.R. Tolver, 1999-00-01-02

Most Consecutive 100-Yard Games

Season: 9, Patrick Rowe, 9/22/90-12/1/90
Career: 9, Patrick Rowe, 9/22/90-12/1/90

■ Receptions

SEASON

Pl.	Player, Season	Rec.
1.	J.R. Tolver, 2002	128
2.	Kassim Osgood, 2002	108
3.	Jeff Webb, 2005	92
4.	Will Blackwell, 1995	86
	Dwight McDonald, 1974	86
6.	Tim Delaney, 1969	85
7.	Webster Slaughter, 1985	82
8.	Craig Scoggins, 1966	81
9.	Monty Gilbreath, 1989	80
10.	Gary Garrison, 1964	78
11.	Darnay Scott, 1993	75
12.	Jeff Webb, 2004	71
	Patrick Rowe, 1990	71
14.	Vincent Brown, 2010	69
	Jim Sandusky, 1983	69

SENIOR SEASON

Pl.	Player, Season	Rec.
1.	J.R. Tolver, 2002	128
2.	Kassim Osgood, 2002	108
3.	Jeff Webb, 2005	92
4.	Dwight McDonald, 1974	86
5.	Webster Slaughter, 1985	82

JUNIOR SEASON

Pl.	Player, Season	Rec.
1.	Tim Delaney, 1969	85
2.	Gary Garrison, 1964	78
3.	Darnay Scott, 1993	75
4.	Jeff Webb, 2004	71
	Patrick Rowe, 1990	71

SOPHOMORE SEASON

Pl.	Player, Season	Rec.
1.	Will Blackwell, 1995	86
2.	Darnay Scott, 1992	68
3.	Vincent Brown, 2008	64
4.	J.R. Tolver, 2000	62
5.	Kobe Smith, 2019	58
	Colin Lockett, 2011	58

FRESHMAN SEASON

Pl.	Player, Season	Rec.
1.	Will Blackwell, 1995	51
2.	Jesse Matthews, 2019	48
3.	Darnay Scott, 1991	35
4.	Vincent Brown, 2007	31
5.	Gavin Escobar, 2010	29

SEASON/TIGHT END

Pl.	Player, Season	Rec.
1.	Tim Delaney, 1970	62
2.	Gavin Escobar, 2011	51
3.	Kerry Reed-Martin, 1987	49
4.	Robert Awalt, 1986	45

SEASON/RUNNING BACK

Pl.	Player, Season	Rec.
1.	Don Roberts, 1982	53
2.	Corey Gilmore, 1986	48
3.	Marshall Faulk, 1993	47



J.R. TOLVER

RECEPTIONS/CAREER

Pl.	Player	Seasons	Rec.	Yards	Avg.	TD	Long
1.	J.R. Tolver	1999-00-01-02	262	3,572	13.6	18	71
2.	Jeff Webb	2001-03-04-05	234	2,890	12.4	20	70
3.	Vincent Brown	2007-08-09-10	209	3,110	14.9	23	90
4.	Will Blackwell	1994-95-96	197	2,896	14.7	25	80
5.	Monty Gilbreath	1986-87-88-89	187	2,241	12.0	8	74
6.	Tim Delaney	1968-69-70	180	2,535	14.1	22	48
7.	Darnay Scott	1991-92-93	178	3,139	17.6	25	82
8.	Jesse Matthews	2019-20-21-22	174	2,109	12.1	15	74
9.	Patrick Rowe	1987-88-90-91	155	2,678	17.3	13	68
10.	Gary Garrison	1964-65	148	2,188	14.8	26	65
11.	Az Hakim	1994-95-96-97	147	2,622	17.8	21	67
12.	DeMarco Sampson	2005-08-09-10	146	2,242	15.4	18	71
13.	Robert Ortiz	2002-03-04-05	137	1,620	11.8	13	61
14.	Brett Swain	2004-05-06-07	133	1,893	14.2	8	80
15.	Colin Lockett	2010-11-12-13	130	1,999	15.4	16	80
16.	Craig Scoggins	1965-66	129	1,809	14.0	16	84
17.	Darius Durham	1979-80-81-82	127	1,988	15.7	11	55
18.	Gavin Escobar	2010-11-12	122	1,646	13.5	17	55
	Webster Slaughter	1984-85	122	1,647	13.5	13	51
20.	Tom Reynolds	1969-70-71	117	1,955	16.7	25	68
21.	Damon Gourdine	1997-98-99	114	1,370	12.0	12	65
22.	Ezell Ruffin	2012-13-14	111	1,877	16.9	5	75
	Jimmy Raye	1988-89-90	111	1,518	13.7	10	71
	Haven Moses	1966-67	111	2,103	18.9	15	60
25.	Kassim Osgood	2002	108	1,552	14.4	8	87
26.	Vince Warren	1981-82-83-84-85	105	2,164	20.6	14	84
27.	DeAndre Maxwell	1992-93-94-95	104	1,513	14.5	13	56
28.	Chaz Schilens	2005-06-07	103	1,603	15.6	7	97
29.	Dennis Arey	1988-89-90	101	1,714	17.0	12	71
30.	Donnel Pumphrey	2013-14-15-16	100	1,041	10.4	5	4

Receiving



YARDS RECEIVING/SEASON

Pl.	Name	Cl.	Season	No.	Yds.	TD	Avg.	YPG	GP	1K	TGP	1K
1.	J.R. Tolver	Sr.	2002	128	1,785	13	13.95	137.31	7	7		
2.	Kassim Osgood	Sr.	2002	108	1,552	8	14.37	119.38	9	9		
3.	Patrick Rowe	Jr.	1990	71	1,392	8	19.61	126.55	9	9		
4.	Vincent Brown	Sr.	+2010	69	1,352	10	19.59	104.00	11	11		
5.	Craig Scoggins	Sr.	+1966	85	1,301	8	15.31	118.27	10	10		
6.	Tim Delaney	Jr.	+1969	89	1,300	14	14.61	118.18	9	9		
7.	Gary Garrison	Jr.	1964	78	1,272	15	16.31	127.20	8	8		
8.	Darnay Scott	Jr.	1993	75	1,262	10	16.83	114.73	8	8		
9.	Tom Nettles	Sr.	1968	62	1,227	14	19.79	122.70	8	8		
10.	DeMarco Sampson	Sr.	+2010	67	1,220	8	18.21	93.85	11	11		
11.	Will Blackwell	So.	1995	86	1,207	8	14.03	109.73	10	11		
12.	Haven Moses	Jr.	+1966	62	1,206	10	19.45	109.64	10	10		
13.	Jim Sandusky	Sr.	1983	69	1,171	6	16.97	97.58	10	10		
14.	Dwight McDonald	Sr.	1974	86	1,157	7	13.45	105.18	10	10		
15.	Darnay Scott	So.	1992	68	1,150	9	16.91	104.55	10	10		
16.	Ezell Ruffin	Jr.	+2013	68	1,136	3	16.71	87.38	11	11		
17.	Dennis Arey	Sr.	1990	68	1,118	10	16.44	101.64	10	10		
18.	Jeff Webb	Sr.	2005	92	1,109	10	12.05	92.42	12	12		
19.	Webster Slaughter	Sr.	1985	82	1,071	10	13.06	89.25	11	11		
20.	Tom Reynolds	Sr.	1971	67	1,070	7	15.97	100.00	10	11		
21.	Az Hakim	So.	1995	57	1,022	8	17.93	85.17	12	12		
22.	Will Blackwell	Jr.	1996	60	1,000	11	16.67	111.11	9	11		

+ indicated team participated in bowl game. GP 1K - games played to date when reaching 1,000 yards. TGP 1K - team games to date when player reached 1,000 yards.

Multiple 1,000-Yard Seasons: Will Blackwell (2), Darnay Scott (2)

Head Coaches for 1,000-Yard Seasons: Don Coryell (6), Al Luginbill (4), Tom Craft (3), Ted Tollner (3), Brady Hoke (2), Doug Scovil (2), Claude Gilbert (1), Rocky Long (1)

YARDS RECEIVING/CAREER

Pl.	Player	Seasons	Rec.	Yards	Avg.	TD	Long
1.	J.R. Tolver	1999-00-01-02	262	3,572	13.6	18	71
2.	Darnay Scott	1991-92-93	178	3,139	17.6	25	82
3.	Vincent Brown	2007-08-09-10	209	3,110	14.9	23	90
4.	Will Blackwell	1994-95-96	197	2,896	14.7	25	80
5.	Jeff Webb	2001-03-04-05	234	2,890	12.4	20	70
6.	Patrick Rowe	1987-88-90-91	155	2,678	17.3	13	68
7.	Az Hakim	1994-95-96-97	147	2,622	17.8	21	67
8.	Tim Delaney	1968-69-70	180	2,535	14.1	22	48
9.	DeMarco Sampson	2005-08-09-10	146	2,242	15.4	18	71
10.	Monty Gilbreath	1986-87-88-89	187	2,241	12.0	8	74
11.	Gary Garrison	1964-65	148	2,188	14.8	26	65
12.	Vince Warren	1981-82-83-84-85	105	2,164	20.6	14	84
13.	Jesse Matthews	2019-20-21-22	174	2,109	12.1	15	74
14.	Haven Moses	1966-67	111	2,103	18.9	15	60
15.	Colin Lockett	2010-11-12-13	130	1,999	15.4	16	80
16.	Darius Durham	1979-80-81-82	127	1,988	15.7	11	55
17.	Tom Reynolds	1969-70-71	117	1,955	16.7	25	68
18.	Brett Swain	2004-05-06-07	133	1,893	14.2	8	80
19.	Ezell Ruffin	2012-13-14	111	1,877	16.9	5	75
20.	Craig Scoggins	1965-66	129	1,809	14.0	16	84
21.	Derrick Lewis	1999-00-01	84	1,718	20.5	7	87
22.	Dennis Arey	1988-89-90	101	1,714	17.0	12	71
23.	Mikah Holder	2014-15-16-17	99	1,675	16.9	13	86
24.	Webster Slaughter	1984-85	122	1,647	13.5	13	51
25.	Gavin Escobar	2010-11-12	122	1,646	13.5	17	55
26.	Robert Ortiz	2002-03-04-05	137	1,620	11.8	13	61
27.	Chaz Schilens	2005-06-07	103	1,603	15.6	7	97
28.	Kassim Osgood	2002	108	1,552	14.4	8	87
29.	Jimmy Raye	1988-89-90	111	1,518	13.7	10	71
30.	DeAndre Maxwell	1992-93-94-95	104	1,513	14.5	13	56

Receiving Yards

SENIOR SEASON

Pl.	Player, Season	Yards
1.	J.R. Tolver, 2002	1,785
2.	Kassim Osgood, 2002	1,552
3.	Vincent Brown, 2010	1,352
4.	Tom Nettles, 1968	1,227
5.	DeMarco Sampson, 2010	1,220

JUNIOR SEASON

Pl.	Player, Season	Yards
1.	Patrick Rowe, 1990	1,392
2.	Gary Garrison, 1964	1,272

3.	Darnay Scott, 1993	1,262
4.	Tim Delaney, 1969	1,259
5.	Ezell Ruffin, 2013	1,136

SOPHOMORE SEASON

Pl.	Player, Season	Yards
1.	Will Blackwell, 1995	1,207
2.	Darnay Scott, 1992	1,150
3.	Az Hakim, 1995	1,022
4.	Colin Lockett, 2011	970
5.	J.R. Tolver, 2000	808

Single-Game Receiving Leaders

RECEPTIONS

Pl.	Player	Opponent, Date	Rec.	Yards	Avg.	TD
1.	J.R. Tolver	at Hawai'i, Dec. 7, 2002	18	283	15.7	2
2.	Curtis Shearer	vs. Air Force*, Oct. 1, 1994	17	195	11.5	2
	Don Roberts	at California, Sept. 18, 1982	17	150	8.8	0
	Tom Reynolds	vs. Utah State, Oct. 22, 1971	17	290	17.1	1
5.	J.R. Tolver	vs. Utah*, Oct. 12, 2002	16	185	11.6	1
	Tim Delaney	vs. New Mexico State, Nov. 22, 1969	16	275	17.2	6
7.	DeMarco Sampson	at Colorado State*, Oct. 24, 2009	15	257	17.1	3
	Will Blackwell	at Brigham Young*, Sept. 16, 1995	15	197	13.1	2
	Webster Slaughter	vs. Oregon, Oct. 26, 1985	15	168	11.2	2
	Craig Scoggins	vs. Cal State L.A.*, Nov. 26, 1966	15	239	15.9	2

RECEIVING YARDS

Pl.	Player	Opponent, Date	Rec.	Yards	Avg.	TD
1.	Tom Nettles	vs. Southern Mississippi, Nov. 9, 1968	11	362	32.9	4
2.	J.R. Tolver	vs. Arizona State, Sept. 14, 2002	12	296	24.7	1
3.	Tom Reynolds	vs. Utah State, Oct. 22, 1971	17	290	17.1	1
4.	Gary Garrison	vs. Fresno State*, Oct. 31, 1964	11	289	26.3	4
5.	J.R. Tolver	at Hawai'i, Dec. 7, 2002	18	283	15.7	2
6.	Will Blackwell	at California, Sept. 14, 1996	11	280	25.5	4
7.	Tim Delaney	vs. New Mexico State, Nov. 15, 1969	16	275	17.2	6
8.	Darnay Scott	vs. UTEP*, Oct. 17, 1992	12	274	22.8	3
9.	DeMarco Sampson	at Colorado State*, Oct. 24, 2009	15	257	17.1	3
10.	Jeff Webb	vs. Brigham Young*, Oct. 4, 2003	10	253	25.3	3

RECEIVING TOUCHDOWNS

Pl.	Player	Opponent, Date	Rec.	Yards	Avg.	TD
1.	Tim Delaney	vs. New Mexico State, Nov. 15, 1969	16	275	17.2	6
2.	Will Blackwell	at California, Sept. 14, 1996	11	280	25.5	4
	Tom Nettles	vs. Southern Mississippi, Nov. 9, 1968	11	362	32.9	4
	Gary Garrison	vs. Fresno State*, Oct. 31, 1964	11	289	26.3	4
5.	Jesse Matthews	at UNLV*, Nov. 19, 2021	9	75	8.3	3
	Vincent Brown	vs. (25) Utah*, Nov. 20, 2010	8	184	23.0	3
	DeMarco Sampson	at Colorado State*, Oct. 24, 2009	15	257	17.1	3
		19 other occasions with				3

LONGEST RECEPTION/PASS

Pl.	Quarterback	Receiver	Opponent	Yards
1.	Kevin O'Connell	Chaz Schilens	vs. TCU, Nov. 24, 2007 (L, 33-45)	97
2.	Brian Sipe	Robert West	at Fresno State*, Oct. 30, 1971 (L, 10-17)	92
3.	Ryan Lindley	Vincent Brown	vs. (25) Utah*, Nov. 20, 2010 (L, 34-38)	90
4.	Christian Chapman	Fred Trevillion	vs. Boise State*, Oct. 14, 2017 (L, 14-31)	89
5.	J.R. Tolver	Kassim Osgood	at Hawai'i, Dec. 7, 2002 (L, 40-41)	87
	Jack Hawley	Derrick Lewis	at UNLV*, Nov. 20, 1999 (W, 37-7)	87
	Tim Gutierrez	Marshall Faulk	at Fresno State*, Nov. 20, 1993 (L, 37-63)	87
8.	Christian Chapman	Mikah Holder	vs. New Hampshire, Sept. 3, 2016 (W, 31-0)	86
	Dennis Shaw	Tom Nettles	vs. Southern Mississippi, Nov. 9, 1968 (W, 68-7)	86
10.	Billy Blanton	Nate Jacquet	at UNLV*, Nov. 16, 1996 (L, 42-44)	85
	Doug Matheson	Dan Laskowski	vs. Weber State, Sept. 23, 1967 (W, 58-12)	85
12.	Todd Santos	Vince Warren	vs. Colorado State*, Oct. 20, 1984 (W, 41-24)	84
13.	Mark Halda	Bobby Taylor	vs. Miami, Oct. 13, 1979 (W, 31-20)	83
	Mark Halda	Steve Stapler	vs. Wisconsin, Sept. 29, 1979 (W, 24-17)	83
	Jeff Atteberry	Mike Reed	vs. UC Santa Barbara*, Nov. 14, 1970 (W, 65-7)	83
16.	Ryan Lindley	Vincent Brown	vs. Utah State, Sept. 25, 2010 (W, 41-7)	82
	David Lowery	Darnay Scott	at California, Sept. 11, 1993 (W, 22-20)	82
	Don Horn	Craig Scoggins	vs. Cal State L.A.*, Nov. 26, 1966 (W, 39-12)	82

FRESHMAN SEASON

Pl.	Player, Season	Yards
1.	Darnay Scott, 1991	727
2.	Will Blackwell, 1994	689
3.	Jesse Matthews, 2019	633
4.	Az Hakim, 1994	370
5.	Gavin Escobar, 2010	323

SEASON/TIGHT END

Pl.	Player, Season	Yards
1.	Tim Delaney, 1970	794
2.	Gavin Escobar, 2011	780
3.	Kerry Reed-Martin, 1987	719
4.	Gavin Escobar, 2012	543

5.	Robert Awalt, 1986	541
----	--------------------	-----

SEASON/RUNNING BACK

Pl.	Player, Season	Yards
1.	Marshall Faulk, 1993	644
2.	David Turner, 1977	417
3.	Donnel Pumphrey, 2015	416
4.	Brandon Sullivan, 2010	383
5.	Don Roberts, 1982	380

■ Annual Receiving Leaders/Yards

Year	Player	Cl.	NR	CR	No.	Yds.	Avg.	TDs
1947	Jack Kaiser	So.			12	216	18.0	5
1948	Leo Heaton	Jr.			17	229	13.5	1
1949	Bud Milke	Jr.			16	192	12.0	1
1950	Bud Milke	Sr.			25	315	12.6	3
1951	Chet Nicholson	Sr.			30	510	17.0	6
1952	Don Jurk	Sr.			21	383	18.2	6
1953	Bob Lyon	Sr.			19	312	16.4	0
1954	Claude Lewis	So.			11	120	10.9	3
1955	Braxton Pinkins	So.			13	214	16.5	2
1956	Braxton Pinkins	Jr.			14	294	21.0	3
1957	Braxton Pinkins	Sr.			15	288	19.2	1
1958	Bob Ball	So.			20	264	13.2	3
1959	Dick Morris	Jr.			28	283	10.1	3
1960	Dick Morris	Sr.			13	118	9.1	2
1961	Neal Petties	So.			19	428	22.5	4
1962	Neal Petties	Jr.			22	384	17.5	4
1963	Neal Petties	Sr.		7	22	465	21.1	5
1964	Gary Garrison	Jr.		1	78	1,272	16.3	15
1965	Gary Garrison	Sr.			70	916	13.1	11
1966	Craig Scoggins	Sr.		1	81	1,212	15.0	8
1967	Haven Moses	Sr.			54	958	17.7	7
1968	Tom Nettles	Sr.			62	1,227	19.8	14
1969	Tim Delaney	Jr.	3	1	85	1,259	14.8	14
1970	Tim Delaney	Sr.			62	794	12.8	6
1971	Tom Reynolds	Sr.		1	67	1,070	16.0	7
1972	Isaac Curtis	Sr.		3	44	832	18.9	7
1973	Darold Nogle	Sr.		1	59	945	16.0	6
1974	Dwight McDonald	Sr.	1	1	86	1,157	13.5	7
1975	Duke Fergerson	Sr.	6	1	57	886	15.5	4
1976	Ronnie Smith	Jr.			27	416	15.4	3
1977	Dennis Pearson	Sr.			49	864	17.6	5
1978	Don Warren	Sr.			39	483	12.4	4
1979	Steve Stapler	Sr.			37	794	21.5	5
1980	Bobby Taylor	Sr.			40	656	16.4	4
1981	Darius Durham	Jr.	3	1	65	988	15.2	7
1982	Don Roberts	Sr.			53	380	7.2	0
1983	Jim Sandusky	Sr.	12	1	69	1,171	17.0	6
1984	Webster Slaughter	Jr.			40	576	14.4	3
1985	Webster Slaughter	Sr.	4	1	82	1,071	13.1	10
1986	Corey Gilmore	Sr.		5	48	325	6.8	1
1987	Kerry Reed-Martin	Jr.			49	719	14.7	4
1988	Monty Gilbreath	Jr.		2	60	799	13.3	2
1989	Monty Gilbreath	Sr.		2	80	903	11.3	4
1990	Patrick Rowe	Jr.		3	71	1,392	19.6	8
1991	Patrick Rowe	Sr.		4	57	822	14.4	4
1992	Darnay Scott	So.		2	68	1,150	16.9	9
1993	Darnay Scott	Jr.	5	1	75	1,262	16.8	10
1994	Curtis Shearer	Sr.	22	4	55	737	13.4	6
1995	Will Blackwell	So.	5	1	86	1,207	14.0	8
1996	Will Blackwell	Jr.	8	3	60	1,000	16.7	11
1997	Taj Johnson	Jr.		11	44	802	18.2	2
1998	Damon Gourdine	Jr.			55	649	11.8	4
1999	Damon Gourdine	Sr.		3	38	439	11.6	4
2000	J.R. Tolver	So.	32	2	62	808	13.0	1
2001	J.R. Tolver	Jr.	35	3	63	878	13.9	2
2002	J.R. Tolver	Sr.	2	1	128	1,785	13.9	13
2003	Jeff Webb	So.	41	4	55	706	12.8	4
2004	Jeff Webb	Jr.	18	2	71	863	12.2	6
2005	Jeff Webb	Sr.	21	4	92	1,109	12.1	10
2006	Brett Swain	Jr.			47	528	11.2	2
2007	Brett Swain	Sr.	30	2	58	973	16.8	5
2008	Vincent Brown	So.		9	64	631	9.9	5
2009	DeMarco Sampson	Jr.	51	2	62	851	13.7	8
2010	Vincent Brown	Sr.	6	1	69	1,352	19.6	10
2011	Colin Lockett	So.	48	4	58	970	16.7	8
2012	Gavin Escobar	Jr.			42	543	12.9	6
2013	Ezell Ruffin	Jr.	29	6	68	1,136	16.7	3
2014	Eric Judge	So.			24	471	19.6	2
2015	Mikah Holder	So.			24	439	18.3	6
2016	Mikah Holder	Jr.	200	18	27	581	21.5	5
2017	Mikah Holder	Sr.	167	10	43	602	14.0	2
2018	Fred Trevillion	Sr.	182	17	22	598	27.2	3
2019	Kobe Smith	So.	136	17	58	691	11.9	4
2020	Jesse Matthews	So.			24	326	13.6	1
2021	Jesse Matthews	Jr.	181	22	57	642	11.3	9
2022	Tyrell Shavers	Sr.	134	6	38	643	16.9	3

NR - national ranking in receiving yards per game. CR - conference ranking in receiving yards per game.

■ Annual Receiving Leaders/Receptions

Year	Player	Cl.	NR	CR	No.	Yds.	Avg.	TDs
1965	Gary Garrison	Sr.			70	916	13.1	11
1966	Craig Scoggins	Sr.			81	1,212	15.0	8
1967	Haven Moses	Sr.			54	958	17.7	7
1968	Tom Nettles	Sr.			62	1,227	19.8	14
1969	Tim Delaney	Jr.			85	1,259	14.8	14
1970	Ken Burrow	Sr.			54	904	16.6	12
1971	Tom Reynolds	Sr.			67	1,070	16.0	7
1972	Isaac Curtis	Sr.			44	832	18.9	7
1973	Darold Nogle	Sr.			59	945	15.9	6
1974	Dwight McDonald	Sr.			86	1,157	13.5	7
1975	Duke Fergerson	Sr.			57	886	15.5	4
1976	Ronnie Smith	Jr.			29	416	14.3	3
1977	Dennis Pearson	Sr.			49	864	17.6	5
1978	Rick Garretson	Sr.			36	509	14.1	2
1979	Steve Stapler	Sr.			37	794	21.5	5
1980	Bobby Taylor	Sr.			40	656	16.4	4
1981	Darius Durham	Jr.			65	988	15.2	7
1982	Darius Durham	Sr.			45	781	17.4	4
1983	Jim Sandusky	Sr.			69	1,171	17.0	6
1984	Vince Warren	Sr.			29	616	21.2	3
1985	Webster Slaughter	Sr.			82	1,071	13.1	10
1986	Robert Await	Sr.			45	541	12.0	2
1987	Kerry Reed-Martin	Jr.			49	719	14.7	4
1988	Monty Gilbreath	Jr.			60	799	13.3	2
1989	Robert Claiborne	Sr.			55	938	17.1	4
1990	Patrick Rowe	Jr.			71	1,392	19.6	8
1991	Patrick Rowe	Sr.			57	822	14.4	4
1992	Darnay Scott	So.			68	1,150	16.9	9
1993	Darnay Scott	Jr.			75	1,262	16.8	10
1994	Curtis Shearer	Sr.			55	737	13.4	6
1995	Will Blackwell	So.			86	1,207	14.0	8
1996	Will Blackwell	Jr.			60	1,000	16.7	11
1997	Taj Johnson	Sr.			44	802	18.2	2
1998	Damon Gourdine	Jr.		7	55	649	11.8	4
1999	Derrick Lewis	Jr.		11	26	551	21.2	4
2000	J.R. Tolver	So.	46	5	62	808	13.0	1
2001	J.R. Tolver	Jr.	39	3	63	878	13.9	2
2002	J.R. Tolver	Sr.	1	1	128	1,785	13.9	13
2003	Jeff Webb	So.	63	4	55	706	12.8	4
2004	Jeff Webb	Jr.	33	6	71	863	12.2	6
2005	Jeff Webb	Sr.	3	1	92	1,109	12.1	10
2006	Brett Swain	Jr.			47	528	11.2	2
2007	Brett Swain	Sr.	79	4	58	973	16.8	5
2008	Vincent Brown	So.	46	5	64	631	9.9	5
2009	DeMarco Sampson	Jr.	50	4	62	851	13.7	8
2010	Vincent Brown	Sr.	44	1	69	1,352	19.6	10
2011	Colin Lockett	So.	94	6	58	970	16.7	8
2012	Gavin Escobar	Jr.			42	543	12.9	6
2013	Ezell Ruffin	Jr.	58	12	68	1,136	16.7	3
2014	Ezell Ruffin	Sr.			26	422	16.2	2
2015	Donnel Pumphrey	Jr.			28	416	14.9	3
2016	Mikah Holder	Jr.			27	581	21.5	5
2017	Mikah Holder	Sr.	191	14	43	602	14.0	2
2018	Kahale Warring	Jr.			31	372	12.0	3
2019	Kobe Smith	So.	93	10	58	691	11.9	4
2020	Jesse Matthews	So.			24	326	13.6	1
2021	Jesse Matthews	Jr.	120	12	57	642	11.3	9
2022	Jesse Matthews	Sr.	163	11	45	508	11.3	3

NR - national ranking in receptions per game. CR - conference ranking in receptions per game.

Receiving



■ Yards Per Catch

SEASON

(minimum 30 catches)

Pl.	Player, Season (Rec.-Yards)	YPC
1.	Derrick Lewis, 2000 (31-782)	25.23
2.	Steve Stapler, 1979 (37-794)	21.46
3.	Clinton Sampson, 1982 (32-665)	20.78
4.	Darnay Scott, 1991 (35-727)	20.77
5.	Vince Warren, 1985 (38-788)	20.74
6.	Tom Nettles, 1968 (62-1,227)	19.79
7.	Patrick Rowe, 1990 (71-1,392)	19.61
8.	Vincent Brown, 2010 (69-1,352)	19.59
9.	Chaz Schilens, 2007 (35-679)	19.40
10.	Keith Denson, 1973 (48-922)	19.21
11.	Isaac Curtis, 1972 (44-832)	18.91
12.	Byron Olander, 1969 (38-709)	18.66
13.	Nate Ferguson, 1974 (42-771)	18.36
14.	Taj Johnson, 1997 (44-802)	18.23
15.	DeMarco Sampson, 2010 (67-1,220)	18.21

CAREER

(minimum 50 catches)

Pl.	Player, Seasons (Yards)	YPC
1.	Vince Warren, 1981-82-83-84-85 (2,164)	20.61
2.	Derrick Lewis, 1999-00-01 (1,718)	20.45
3.	Keith Denson, 1972-73 (1,023)	19.30
4.	Clinton Sampson, 1981-82 (973)	18.71
5.	Nate Ferguson, 1973-74 (908)	18.16
6.	Az Hakim, 1994-95-96-97 (2,622)	17.84
7.	Steve Stapler, 1978-79 (1,284)	17.83
8.	Darnay Scott, 1991-92-93 (3,139)	17.63
9.	Ken Burrow, 1969-70 (1,358)	17.41
10.	Patrick Rowe, 1987-88-90-01 (2,678)	17.28
11.	Eric Judge, 2013-14-15-16 (1,167)	17.16
12.	Jim Sandusky, 1983 (1,171)	16.971
13.	Dennis Arey, 1988-89-90 (1,714)	16.970
14.	Mikah Holder, 2014-15-16-17 (1,675)	16.919
15.	Ezell Ruffin, 2012-13-14 (1,877)	16.910

■ TDs Receiving

SEASON

Pl.	Player, Season	TDs
1.	Tom Reynolds, 1969	18
2.	Gary Garrison, 1964	15
3.	Tim Delaney, 1969	14
	Tom Nettles, 1968	14
5.	J.R. Tolver, 2002	13
6.	Ronnie Smith, 1977	12
	Ken Burrow, 1970	12
8.	Will Blackwell, 1996	11
	Keith Denson, 1973	11
	Gary Garrison, 1965	11
11.	Vincent Brown, 2010	10
	Jeff Webb, 2005	10
	Darnay Scott, 1993	10
	Dennis Arey, 1990	10
	Webster Slaughter, 1985	10

CAREER

Pl.	Player, Seasons	TDs
1.	Gary Garrison, 1964-65	26
2.	Will Blackwell, 1994-95-96	25
	Darnay Scott, 1991-92-93	25
	Tom Reynolds, 1969-70-71	25
5.	Vincent Brown, 2007-08-09-10	23
6.	Tim Delaney, 1968-69-70	22
7.	Az Hakim, 1994-95-96-97	21
8.	Jeff Webb, 2001-03-04-05	20
9.	DeMarco Sampson, 2005-08-09-10	18
	J.R. Tolver, 1999-00-01-02	18
11.	Gavin Escobar, 2010-11-12	17
12.	Colin Lockett, 2010-11-12-13	16

Craig Scoggins, 1965-66	16
14. Jesse Matthews, 2019-20-21-22	15
Ken Burrow, 1969-70	15
Haven Moses, 1966-67	15

■ Top Performances

100-YARD GAMES/SEASON

Rk	Player, Season	Games
1.	Patrick Rowe, 1990	9
2.	Kassim Osgood, 2002	8
	J.R. Tolver, 2002	8
	Dennis Arey, 1990	8
5.	Webster Slaughter, 1985	7
	Gary Garrison, 1964	7
7.	Vincent Brown, 2010	6
	DeMarco Sampson, 2010	6
	Jeff Webb, 2005	6
	Will Blackwell, 1995	6
	Darnay Scott, 1993	6
	Jim Sandusky, 1983	6
	Dwight McDonald, 1974	6
	Tom Nettles, 1968	6
15.	Vincent Brown, 2009	5
	Darnay Scott, 1992	5
	Ken Burrow, 1970	5
	Tom Delaney, 1969	5
	Haven Moses, 1967	5
	Haven Moses, 1966	5
	Gary Garrison, 1965	5

100-YARD GAMES/CAREER

Pl.	Player, Seasons	Games
1.	Vincent Brown, 2007-08-09-10	13
	J.R. Tolver, 1999-00-01-02	13
3.	Jeff Webb, 2001-03-04-05	12
	Will Blackwell, 1994-95-96	12
	Darnay Scott, 1991-92-93	12
	Patrick Rowe, 1987-88-90-91	12
	Gary Garrison, 1964-65	12
8.	Az Hakim, 1994-95-96-97	11
9.	Haven Moses, 1966-67	10
10.	Tim Delaney, 1968-69-70	9
11.	Kassim Osgood, 2002	8
	Dennis Arey, 1988-89-90	8
	Webster Slaughter, 1984-85	8
14.	DeMarco Sampson, 2005-08-09-10	7
	Vince Warren, 1981-82-83-84-85	7
	Tom Reynolds, 1969-70-71	7
	Ken Burrow, 1969-70	7
	Craig Scoggins, 1965-66	7

300-Yard Performances By Player (1 Total; 1 Player)

- Tom Nettles 1.


200-Yard Performances By Player (22 Total; 15 Players)

- Darnay Scott 4, Will Blackwell 2, Tim Delaney 2, Tom Reynolds 2, J.R. Tolver 2, Marshall Faulk 1, Gary Garrison 1, Tom Nettles 1, Jimmy Raye 1, Patrick Rowe 1, Chaz Schilens 1, Craig Scoggins 1, Brett Swain 1, Jeff Webb 1, DeMarco Sampson 1.

Most 200-Yard Performances in a Season - 2 by J.R. Tolver in 2002, Darnay Scott in 1992, Tim Delaney in 1969.

100-Yard Performances By Player (339 Total; 91 Players)

- Vincent Brown 13, J.R. Tolver 13, Will Blackwell 12, Gary Garrison 12, Patrick Rowe 12, Darnay Scott 12, Jeff Webb 12, Az Hakim 11, Haven Moses 10, Tim Delaney 9, Dennis Arey 8, Kassim Osgood 8, Webster Slaughter 8, Ken Burrow 7, Tom Reynolds 7, DeMarco Sampson 7, Craig Scoggins 7, Vince Warren 7, Darius Durham 6, Derrick Lewis 6, Dwight McDonald 6, Tom Nettles 6, Ezell Ruffin 6, Jim Sandusky 6, Monty Gilbreath 5, Colin Lockett 5, Jesse Matthews 5, Robert Claiborne 4, Gavin Escobar 4, Darold Nogle 4, Dennis Pearson 4, Jimmy Raye 4,



TIM DELANEY

Chaz Schilens 4, Isaac Curtis 3, Keith Denson 3, Byron Olander 3, Kerry Reed-Martin 3, Kobe Smith 3, Steve Stapler 3, Brett Swain 3, Bobby Taylor 3, Jeff Baker 2, Jim Beatrow 2, LeAndrew Childs 2, Vollen Dixon 2, Marshall Faulk 2, Nate Ferguson 2, Mikah Holder 2, DeAndre Maxwell 2, Kenny Moore 2, Marv Owens 2, Don Roberts 2, Tyrell Shavers 2, Curtis Shearer 2, Ronnie Smith 2, Fred Trevillion 2, Tim Boyer 1, Daniel Bellinger 1, **Kenan Christian** 1, Roger Clark 1, Anthony Conyers 1, Dylan Denso 1, Duke Ferguson 1, Damon Gourdine 1, Chris Hardy 1, Merton Harris 1, Nathaniel Jacquet 1, Taj Johnson 1, Eric Judge 1, Elijah Kothe 1, Mario Mendez 1, DeAngelo Mitchell 1, Lonnie Mitchell 1, Lonnie Moore 1, Greg Moses 1, Robert Ortiz 1, Neal Petties 1, Braxton Pinkins 1, Volney Quinlan 1, Michael Reed 1, Jesus Reyes 1, Clinton Sampson 1, **Mekhi Shaw** 1, Phil Smith 1, Tim Thorn 1, David Turner 1, Roberto Wallace 1, Don Warren 1, Mekell Wesley 1, Bull Williams 1, Tim Wilson Jr. 1.

100-YARD RECEIVING GAMES

Rk.	Player	Yards	Opponent	Date
1.	Tom Nettles	362	Southern Mississippi	11-9-68
2.	J.R. Tolver	296	Arizona State	9-14-02
3.	Tom Reynolds	290	Utah State	10-22-71
4.	Gary Garrison	289	Fresno State*	10-31-64
5.	J.R. Tolver	283	Hawai'i	12-7-02
6.	Will Blackwell	280	at California	9-14-96
7.	Tim Delaney	275	New Mexico State	11-15-69
8.	Darnay Scott	274	UTEP*	10-17-92
9.	DeMarco Sampson	257	at Colorado State*	10-24-09
10.	Jeff Webb	253	Brigham Young*	10-4-03
11.	Darnay Scott	243	Brigham Young*	11-16-91
12.	Craig Scoggins	239	Cal State L.A.*	11-26-66
13.	Brett Swain	224	Portland State	9-22-07
	Patrick Rowe	224	at UCLA	10-13-90
15.	Darnay Scott	217	at Air Force*	9-18-93
16.	Chaz Schilens	215	at Air Force*	11-17-07

17.	Tom Reynolds	211	at West Texas State	10-11-69
18.	Will Blackwell	210	New Mexico*	11-4-95
19.	Jimmy Raye	209	Hawai'i*	11-10-90
20.	Marshall Faulk	205	at North Texas*	11-20-93
21.	Darnay Scott	204	Fresno State*	11-21-92
22.	Tim Delaney	203	Long Beach State*	11-29-69
23.	Will Blackwell	197	at Brigham Young*	9-15-95
	Darius Durham	197	UTEP*	11-21-81
25.	Will Blackwell	196	at UNLV*	11-16-96
	Dwight McDonald	196	at North Texas	11-2-74
27.	Curtis Shearer	195	Air Force*	10-1-94
28.	Haven Moses	193	Cal State L.A.*	1-26-66
29.	Craig Scoggins	192	Northern Arizona	11-19-66
30.	Fred Trevillion	189	at Fresno State*	11-17-18
31.	Keith Denson	188	at Fresno State*	11-17-73
32.	Will Blackwell	187	Fresno State*	11-26-94
33.	J.R. Tolver	185	Utah*	10-12-02
34.	Vincent Brown	184	(25) Utah*	11-20-10
	J.R. Tolver	184	at Idaho	9-21-02
	Haven Moses	184	Mexico Poly	9-17-66
37.	Vincent Brown	183	Idaho	9-27-08
	Webster Slaughter	183	New Mexico*	11-23-85
	Tim Delaney	183	North Texas	11-22-69
40.	Ezell Ruffin	181	(18) Fresno State*	10-26-13
41.	DeMarco Sampson	179	Nicholls State	9-4-10
42.	Kassim Osgood	178	at Idaho	9-21-02
	Kassim Osgood	178	(17) Colorado	9-7-02
	Tom Reynolds	178	Pacific*	11-8-69
45.	Vincent Brown	177	Utah State	9-25-10
46.	Jesse Matthews	175	vs. (24) UTSA (FB)	12-21-21
	DeMarco Sampson	175	at Wyoming*	10-30-10
	Vince Warren	175	at UTEP*	9-24-83
	Tom Nettles	175	Fresno State	11-2-68
50.	Chaz Schilens	174	TCU*	11-24-07
	Az Hakim	174	Idaho	9-7-96
	Patrick Rowe	174	Wyoming*	10-6-90
53.	Dwight McDonald	173	Bowling Green	11-23-74
54.	Az Hakim	172	Navy	9-5-97
	Will Blackwell	172	Fresno State*	10-14-95
	Tom Reynolds	172	North Texas	12-4-71
	Gary Garrison	172	Cal Western	11-27-65

Receiving



58.	Dennis Arey	171	at Wyoming*	10-6-90
59.	Kassim Osgood	170	(17) Colorado State*	11-15-02
	Haven Moses	170	Weber State	9-23-67
61.	Gary Garrison	169	at Cal Poly SLO*	10-3-64
62.	Webster Slaughter	168	Oregon	10-26-85
63.	Vincent Brown	167	at (3) TCU*	11-13-10
64.	Darold Nogle	166	North Texas	11-24-73
	Isaac Curtis	166	at Long Beach State*	11-25-72
66.	Ezell Ruffin	165	New Mexico*	11-2-13
	Vincent Brown	165	vs. Navy (PB)	12-23-10
68.	Keith Denson	164	at San José State*	11-3-73
69.	Taj Johnson	163	Navy	9-5-97
70.	Jim Sandusky	162	at Hawaii*	10-1-83
	Isaac Curtis	162	Bowling Green	10-21-72
	Tim Delaney	162	at Fresno State*	11-1-69
	Haven Moses	162	at Long Beach State*	10-8-66
74.	Patrick Rowe	161	UTEP*	11-24-90
	Craig Scoggins	161	North Dakota State	11-5-66
76.	Mikah Holder	160	New Hampshire	9-17-16
	Damay Scott	160	at (21) California	9-11-93
	Darold Nogle	160	at San José State*	11-3-73
79.	Kassim Osgood	158	Arizona State	9-14-02
	J.R. Tolver	158	at Fresno State	8-29-02
81.	Robert Claiborne	157	New Mexico*	11-4-89
82.	Darius Durham	156	New Mexico*	10-16-82
83.	Patrick Rowe	155	Hawaii*	11-10-90
	Gary Garrison	155	Cal Poly Pomona	10-23-65
85.	DeMarco Sampson	154	(25) Utah*	11-20-10
86.	Derrick Lewis	153	UNLV*	11-25-00
	Anthony Conyers	153	at Colorado State*	11-1-86
	Isaac Curtis	153	Oregon State	9-8-72
89.	Leandrew Childs	152	(16) Wyoming*	11-7-96
	Dennis Pearson	152	UTEP	10-15-77
	Gary Garrison	152	Akron	9-25-65
92.	J.R. Tolver	151	UNLV*	10-26-02
	Nate Ferguson	151	Tampa	9-21-74
	Tom Reynolds	151	Iowa State	11-27-71
95.	Dennis Arey	150	at New Mexico*	11-17-90
	Don Roberts	150	at California	9-18-82
	Dwight McDonald	150	Utah State	11-30-74
98.	Tyrell Shavers	149	Hawaii*	10-8-22
	Colin Lockett	149	(10) Boise State*	11-19-11
	Gary Garrison	149	at UC Santa Barbara	10-24-64
101.	Damay Scott	148	(25) UCLA	9-30-93
	Michael Reed	148	UC Santa Barbara*	11-14-70
103.	Vincent Brown	147	Brigham Young*	10-17-09
	Keith Denson	147	Iowa State	12-1-73
105.	J.R. Tolver	146	(24) Colorado State*	10-28-00
	Gary Garrison	146	CSUN*	11-14-64
107.	Kassim Osgood	145	UCLA	9-28-02
	Will Blackwell	145	Fresno State*	11-23-96
109.	Mikah Holder	144	at UNLV*	10-7-17
	Vincent Brown	144	at Wyoming*	10-30-10
	Robert Claiborne	144	at (20) Hawaii*	10-7-89
112.	Vincent Brown	143	at Idaho	9-19-09
	Az Hakim	143	at Wyoming*	10-22-94
	Vince Warren	143	Colorado State*	10-20-84
115.	Vincent Brown	142	Southern Utah	9-12-09
	Jeff Webb	142	at Hawaii*	12-3-05
	Jeff Webb	142	at Utah*	10-15-05
	Jimmy Raye	142	New Mexico*	11-4-89
	Monty Gilbreath	142	at Utah*	9-30-89
120.	Monty Gilbreath	141	Long Beach State	10-14-89
	Clinton Sampson	141	Oklahoma State	11-27-82
	Darius Durham	141	at Hawaii*	11-6-82
	Braxton Pinkins	141	Arizona State	10-26-57
124.	J.R. Tolver	140	at Utah*	11-10-01
	Az Hakim	140	at California	9-14-96
	Tom Reynolds	140	Arizona	11-20-71
	Craig Scoggins	140	at Weber State	9-24-66
128.	Jesse Matthews	139	San José State*	11-6-20
	Vincent Brown	139	at UCLA	9-5-09
	Jeff Webb	139	Wyoming*	10-25-03
	Damay Scott	139	Minnesota	9-25-93
	Ken Burrow	139	UC Santa Barbara*	10-25-69
133.	Jeff Webb	138	(9) Utah*	10-30-04
	Kassim Osgood	138	Brigham Young*	11-2-02
	Derrick Lewis	138	Air Force*	11-18-00
	Haven Moses	138	Cal State L.A.*	10-14-67
137.	J.R. Tolver	137	Eastern Illinois	10-6-01
	Robert Claiborne	137	Cal State Fullerton	9-23-89
	Vince Warren	137	Wyoming*	11-12-83
140.	Will Blackwell	136	Hawaii*	11-18-95
	Tom Nettles	136	Montana State	9-28-68
142.	DeAngelo Mitchell	135	Long Beach State	10-24-87
	Marv Owens	135	Southern Mississippi	10-10-70
144.	Darius Durham	134	Wyoming*	11-7-81
	Dennis Pearson	134	at Pacific	11-5-77
	Jeff Baker	134	Brigham Young	10-3-70
147.	Jesse Matthews	133	vs. Boise State*	11-26-21

	Jeff Webb	133	San José State	9-24-05
	J.R. Tolver	133	at Wyoming*	10-19-02
	Dennis Arey	133	at (4) Brigham Young*	11-22-90
	Vollon Dixon	133	Arizona	11-8-75
	Tim Delaney	133	Pacific*	11-8-69
153.	Ezell Ruffin	132	Army	9-8-12
	Jeff Webb	132	New Mexico*	10-22-05
	Damay Scott	132	(23) Hawaii*	11-14-92
	Vince Warren	132	at Hawaii*	10-27-84
	Tim Boyer	132	Bowling Green	10-21-72
	Tim Delaney	132	at Pacific*	11-7-70
	Tom Nettles	132	Utah State	11-30-68
160.	Kobe Smith	131	at UCLA	9-7-19
	DeAndre Maxwell	131	San José State	10-21-95
	Patrick Rowe	131	at New Mexico*	11-17-90
	Jim Sandusky	131	at Colorado State*	10-15-83
164.	Ken Burrow	130	Iowa State	11-28-70
	Haven Moses	130	North Dakota State	11-5-66
	Mario Mendez	130	Cal State L.A.*	10-19-63
167.	Jeff Webb	129	Brigham Young*	10-1-05
	Jeff Webb	129	Colorado State*	10-16-04
	Derrick Lewis	129	at Brigham Young*	10-21-00
	J.R. Tolver	129	at Wyoming*	10-7-00
	Vince Warren	129	New Mexico*	11-25-85
	Haven Moses	129	Fresno State*	10-29-66
173.	Fred Trevillion	128	Boise State*	10-14-17
	DeMarco Sampson	128	UNLV*	11-27-10
	Will Blackwell	128	Hawaii*	10-29-94
	Darold Nogle	128	(13) Houston	10-6-73
	Tom Reynolds	128	UC Santa Barbara*	10-25-69
178.	DeMarco Sampson	127	at New Mexico	10-23-10
	J.R. Tolver	127	Air Force*	9-29-01
	Ken Burrow	127	at Northern Illinois	9-12-70
181.	Ezell Ruffin	126	vs. Air Force*	11-21-14
	Kassim Osgood	126	at Hawaii*	12-7-02
	J.R. Tolver	126	at Air Force*	11-23-02
	Vince Warren	126	UCLA	9-9-84
	Jim Beattow	126	Colorado State*	11-10-82
	Gary Garrison	126	Pacific	9-18-65
187.	Gavin Escobar	125	Fresno State	12-3-11
	Robert Ortiz	125	at (17) Michigan	9-18-04
	Neal Petties	125	UC Santa Barbara	10-26-63
190.	Tom Nettles	124	Cal State L.A.	10-19-68
	Haven Moses	124	Montana State	11-18-67
192.	Tim Wilson Jr.	123	UNLV*	11-10-18
	Vincent Brown	123	at Air Force*	9-26-09
	Kassim Osgood	123	at Air Force*	11-23-02
	Leandrew Childs	123	at San José State*	11-2-96
	Az Hakim	123	at Hawaii*	11-18-95
	Kenny Moore	123	Oregon	10-26-85
	Tim Thorn	123	San José State*	10-19-74
	Byron Olander	123	North Texas	11-22-69
200.	Damay Scott	122	New Mexico*	10-23-93
	Webster Slaughter	122	New Mexico*	11-17-84
	Darius Durham	122	vs. Air Force*	11-29-81
	Dwight McDonald	122	at Arizona	11-14-74
204.	Derrick Lewis	121	at Kansas	9-25-99
	Webster Slaughter	121	Stanford	10-5-85
	Ronnie Smith	121	(13) Florida State	11-19-77
207.	Mekhi Shaw	120	at New Mexico*	11-18-22
	Az Hakim	120	Oklahoma	9-21-96
	Az Hakim	120	at UTEP*	10-28-95
	Patrick Rowe	120	Utah*	11-3-90
	Darius Durham	120	(12) Iowa State	10-10-81
	Don Warren	120	at Long Beach State*	10-28-78
	Ken Burrow	120	Fresno State*	10-31-70
	Gary Garrison	120	at Cal Poly Pomona	9-19-64
215.	Jesse Matthews	119	vs. Fresno State*	11-15-19
	Vincent Brown	119	UNLV*	11-22-08
	Chaz Schliens	119	at Hawaii*	12-3-05
	Will Blackwell	119	Nevada	9-28-95
	Chris Hardy	119	Air Force*	10-25-86
	Marv Owens	119	at San José State*	11-6-71
	Tim Delaney	119	Texas Southern	10-12-68
222.	Gavin Escobar	117	North Dakota	9-15-12
	Dennis Arey	117	Long Beach State	9-15-90
	Jimmy Raye	117	Pacific	10-21-89
	Robert Claiborne	117	at Utah*	9-30-89
	Bobby Taylor	117	at Wyoming*	10-25-80
	Ken Burrow	117	Long Beach State*	10-20-70
228.	Marshall Faulk	116	Brigham Young*	11-16-91
	Patrick Rowe	116	at (4) Brigham Young*	9-22-90
	Webster Slaughter	116	at (12) UCLA	9-21-85
	Gary Garrison	116	at San José State*	11-18-64
232.	Jeff Webb	115	Wyoming*	11-19-05
	Jim Sandusky	115	Long Beach State	8-10-83
	Tim Delaney	115	Long Beach State*	11-20-70
	Ken Burrow	115	at UT Arlington	10-18-69
236.	Webster Slaughter	114	at Long Beach State	9-14-85
	Nate Ferguson	114	Long Beach State*	10-26-74

	Haven Moses	114	Utah State	11-25-67
239.	Daniel Bellingier	113	at Arizona	9-11-21
	Colin Lockett	113	Oregon State	9-21-13
	Gavin Escobar	113	(10) Boise State	11-19-11
	Colin Lockett	113	at Army	9-10-11
	Damay Scott	113	at Utah*	10-30-93
	Patrick Rowe	113	Colorado State*	9-11-91
	Webster Slaughter	113	at Wyoming*	11-9-85
	Steve Stapler	113	at Missouri	9-8-79
	Byron Olander	113	UC Santa Barbara*	10-25-69
	Gary Garrison	113	at Northern Arizona	11-20-65
249.	Merton Harris	112	Wyoming*	11-2-91
	Patrick Rowe	112	Air Force*	9-29-90
	Kerry Reed-Martin	112	Colorado State*	11-14-87
	Craig Scoggins	112	Cal State L.A.*	10-16-65
	David Turner	112	Long Beach State	11-12-77
	Ken Burrow	112	Brigham Young	10-3-70
255.	Kenan Christian	111	vs. MTSU (HB)	12-24-22
	Tyrell Shavers	111	San José State*	11-12-22
	Jesse Matthews	111	Central Mich. (NMB)	12-21-19
	Brett Swain	111	at Colorado State*	10-6-07
	Jeff Baker	111	Iowa State	11-28-70
260.	Nathaniel Jacquet	110	Fresno State*	11-23-96
	Will Blackwell	110	Colorado State*	11-25-95
	Jimmy Raye	110	at New Mexico*	11-17-90
	Webster Slaughter	110	Utah*	10-19-85
264.	Dylan Denso	109	Louisiana	12-17-11
	Mekell Wesley	109	Idaho	9-27-08
	Damon Gourdine	109	UTEP*	11-21-98
	Jim Sandusky	109	Wyoming*	11-12-83
	Jim Beattow	109	at Colorado State*	11-12-81
	Bull Williams	109	(12) Iowa State	10-10-81
	Bobby Taylor	109	Miami (Fla.)	10-13-79
	Darold Nogle	109	New Mexico State	10-13-73
272.	Ezell Ruffin	108	at Air Force*	10-10-13
	Gavin Escobar	108	UNLV*	10-27-12
	Brett Swain	108	New Mexico	11-25-06
	Az Hakim	108	at (3) Washington	9-13-97
	Kenny Moore	108	at New Mexico*	9-27-86
277.	Eric Judge	107	Idaho	11-8-14
	Jeff Webb	107	at (17) Michigan	9-18-04
	Az Hakim	107	at Wisconsin	9-10-97
	DeAndre Maxwell	107	at Minnesota	9-17-94
	Lonnie Moore	107	UNLV	11-10-80
	Bobby Taylor	107	(12) Missouri	9-27-80
	Duke Ferguson	107	New Mexico State	10-18-75
284.	Colin Lockett	106	at Hawaii*	11-16-13
	DeMarco Sampson	106	(23) Air Force*	10-16-10
	Roberto Wallace	106	at UNLV*	11-28-09
	Chaz Schliens	106	(21) Brigham Young*	12-1-07
	Jesus Reyes	106	San José State*	11-8-97
	Greg Moses	106	Iowa State	12-1-73
	Az Hakim	106	Nevada	9-28-95
	Monty Gilbreath	106	Wyoming*	10-8-88
	Ronnie Smith	106	at San José State	11-26-77
293.	Elijah Kothe	105	vs. Fresno State*	10-30-21
	Derrick Lewis	105	Wyoming*	11-27-99
	Damay Scott	105	at Brigham Young*	9-10-92
	Dennis Arey	105	UTEP*	11-24-90
	Kerry Reed-Martin	105	Stanford	10-17-87
	Dennis Pearson	105	at Fresno State	10-8-77
	Dwight McDonald	105	Tampa	9-21-74
	Tom Nettles	105	Texas Southern	10-12-68
	Haven Moses	105	Cal Poly SLO*	9-30-67
302.	Derrick Lewis	104	(24) Colorado State*	10-28-00
	Dennis Arey	104	Air Force*	9-29-90
	Dwight McDonald	104	New Mexico State	11-16-74
	Volney Quinlan	104	Arizona State	10-20-51
306.	Az Hakim	103	San José State	10-21-95
	Monty Gilbreath	103	Cal State Fullerton	9-23-89
	Steve Stapler	103	Utah*	12-2-78
	Gary Garrison	103	Cal Western	11-21-64
310.	Kobe Smith	102	Utah State*	9-21-19
	Colin Lockett	102	Fresno State	12-3-11
	Patrick Rowe	102	at UTEP*	10-19-91
	Patrick Rowe	102	(2) Miami (Fla.)	12-1-90
	Dennis Arey	102	Utah*	11-3-90
	Monty Gilbreath	102	New Mexico*	11-21-87
	Vince Warren	102	UTEP*	11-16-85
	Jim Sandusky	102	California	9-10-83
	Phil Smith	102	Oklahoma State	11-27-82
	Steve Stap			


Receiving



9-29-90	Air Force* (W, 48-18)			
	Patrick Rowe	5	112	1
	Dennis Arey	4	104	2
10-6-90	at Wyoming* (L, 51-52)			
	Patrick Rowe	10	174	1
	Dennis Arey	8	171	3
11-3-90	Utah* (W, 66-14)			
	Patrick Rowe	7	120	2
	Dennis Arey	7	102	2
11-10-90	Hawaii* (W, 44-38)			
	Jimmy Raye	10	209	1
	Patrick Rowe	6	155	0
11-17-90	at New Mexico* (W, 40-34)			
	Dennis Arey	8	150	0
	Patrick Rowe	6	131	0
	Jimmy Raye	8	110	2
11-24-90	UTEP* (W, 53-31)			
	Patrick Rowe	7	161	1
	Dennis Arey	8	105	0
12-1-90	(2) Miami (L, 28-30)			
	Patrick Rowe	9	102	0
	Dennis Arey	7	101	1
11-16-91	Brigham Young* (T, 52-52)			
	Darnay Scott	8	243	2
	Marshall Faulk	6	116	2
9-28-95	Nevada (W, 30-27)			
	Will Blackwell	8	119	1
	Az Hakim	5	106	1
10-21-95	San José State (W, 49-20)			
	DeAndre Maxwell	5	131	2
	Az Hakim	3	103	2
11-18-95	at Hawaii* (W, 49-10)			
	Will Blackwell	7	136	1
	Az Hakim	4	123	1
9-14-96	at California (L, 37-42)			
	Will Blackwell	11	280	4
	Az Hakim	6	140	0
11-7-96	(16) Wyoming* (W, 28-24)			
	Leandrew Childs	11	152	1
	Will Blackwell	8	101	0
11-23-96	Fresno State* (W, 31-21)			
	Will Blackwell	8	145	1
	Nathaniel Jacquet	5	110	0
9-5-97	Navy (W, 45-31)			
	Az Hakim	6	172	2
	Taj Johnson	6	163	1
9-14-02	Arizona State (L, 28-39)			
	J.R. Tolver	12	296	1
	Kassim Osgood	10	158	1
9-21-02	at Idaho (L, 38-48)			
	J.R. Tolver	14	184	3
	Kassim Osgood	6	178	1
11-23-02	at Air Force* (W, 38-34)			
	J.R. Tolver	13	126	0
	Kassim Osgood	12	123	1
12-7-02	at Hawaii (L, 40-41)			
	J.R. Tolver	18	283	2
	Kassim Osgood	5	126	1
9-18-04	at (17) Michigan (L, 21-24)			
	Robert Ortiz	7	125	1
	Jeff Webb	11	107	1
12-3-05	at Hawaii (L, 38-49)			
	Jeff Webb	13	142	2
	Chaz Schilens	8	119	1
9-27-08	Idaho (W, 45-17)			
	Vincent Brown	8	183	3
	Mekell Wesley	6	109	0
10-30-10	at Wyoming (W, 48-38)			
	DeMarco Sampson	7	175	2
	Vincent Brown	5	144	0
11-20-10	(25) Utah (L, 34-38)			
	Vincent Brown	8	184	3
	DeMarco Sampson	12	154	0
11-19-11	(10) Boise State (L, 35-52)			
	Colin Lockett	8	149	0
	Gavin Escobar	8	113	2
12-3-11	Fresno State (W, 35-28)			
	Gavin Escobar	6	125	0
	Colin Lockett	6	102	0

CONSECUTIVE 100-YARD RECEIVING GAMES

Date	Opponent	No.	Yds.	TDs
Patrick Rowe - 9				
9-22-90	at (4) Brigham Young*	6	116	1
9-29-90	Air Force*	5	112	1
10-6-90	at Wyoming*	10	174	1
10-13-90	at UCLA	11	224	1
11-3-90	Utah*	7	120	2
11-10-90	Hawaii*	6	155	0
11-17-90	at New Mexico*	6	131	0
11-24-90	UTEP*	7	161	1
12-1-90	(2) Miami	9	102	0
Gary Garrison - 7				
10-24-64	at UC Santa Barbara	9	149	1
10-31-64	Fresno State*	11	289	4
11-14-64	CSUN*	7	146	2
11-21-64	Cal Western	14	103	1
11-28-64	at San José State	6	116	1
9-18-65	Pacific	10	126	2
9-25-65	Akron	10	152	1
Vincent Brown - 5				
11-22-08	UNLV*	8	119	0
9-5-09	at UCLA	5	139	1
9-12-09	Southern Utah	6	142	1
9-19-09	at Idaho	13	143	1
9-26-09	at Air Force*	10	123	2
Tim Delaney - 5				
11-1-69	at Fresno State*	10	162	1
11-8-69	Pacific*	8	133	3
11-15-69	New Mexico State	16	275	6
11-22-69	North Texas	12	183	1
11-29-69	Long Beach State*	13	203	2
Kassim Osgood - 4				
9-7-02	at (17) Colorado	14	178	0
9-14-02	Arizona State	10	158	1
9-21-02	at Idaho	6	178	1
9-28-02	UCLA	10	145	1
Darnay Scott - 4				
9-11-93	at California	7	160	2
9-18-93	at Air Force*	11	217	2
9-25-93	Minnesota	9	139	2
9-30-93	UCLA	8	148	1
Dennis Arey - 4				
9-15-90	Long Beach State	4	117	1
9-22-90	at (4) Brigham Young*	11	133	0
9-29-90	Air Force*	4	104	2
10-6-90	at Wyoming*	8	171	3
Ezell Ruffin - 3				
10-10-13	at Air Force*	6	108	1
10-26-13	(18) Fresno State*	10	181	0
11-2-13	New Mexico	7	165	2
DeMarco Sampson - 3				
10-16-10	(25) Air Force*	4	106	0
10-23-10	at New Mexico*	7	127	2
10-30-10	at Wyoming*	7	175	2
Chaz Schilens - 3				
11-17-07	at Air Force*	8	215	0
11-24-07	TCU*	6	174	1
12-1-07	(21) Brigham Young*	8	106	0
Kassim Osgood - 3				
11-15-02	Colorado State*	10	170	1
11-23-02	at Air Force*	12	123	1
12-7-02	at Hawaii	5	126	1
Az Hakim - 3				
9-5-97	Navy	6	172	2
9-13-97	at Washington	7	108	0
9-20-97	at Wisconsin	10	107	1
Will Blackwell - 3				
11-7-96	Wyoming*	8	101	0
11-16-96	at UNLV*	12	196	1
11-23-96	Fresno State*	8	145	1
Az Hakim - 3				
9-7-96	Idaho	6	174	1
9-14-96	at California	6	140	0
9-21-96	Oklahoma	6	120	3
Dennis Arey - 3				
11-17-90	at New Mexico*	8	150	0
11-24-90	UTEP*	8	105	0
12-1-90	(2) Miami	7	101	1
Robert Claiborne - 3				
9-23-89	Cal State Fullerton	6	137	0
9-30-89	at Utah*	9	117	1



PATRICK ROWE

10-7-89	at (20) Hawaii*	7	144	1
Jim Sandusky - 3				
10-1-83	at Hawaii*	8	162	2
10-8-83	Long Beach State	11	115	0
10-15-83	at Colorado State*	5	131	1
Dwight McDonald - 3				
11-16-74	New Mexico State	7	104	1
11-23-74	Bowling Green	11	173	1
11-30-74	Utah State	11	150	2
Tom Reynolds - 3				
11-20-71	Arizona	9	140	0
11-27-71	Iowa State	10	151	3
12-4-71	North Texas	9	172	1
Tom Nettles - 3				
9-28-68	at Montana State	6	136	1
10-12-68	Texas Southern	4	105	0
10-19-68	Cal State L.A.	5	124	1

1,000-YARD RECEIVING SEASONS

Jim Allison, 1964				
Date	Opponent	Att.	Yds.	TD
Game-By-Game Unavailable				
Gary Garrison, 1964				
Date	Opponent	Att.	Yds.	TD
S.19	at Cal Poly Pomona	8	120	1
S.26	San Francisco State	5	55	0
O.3	at Cal Poly SLO*	9	169	3
O.10	at Long Beach State*	2	43	1
O.17	Cal State L.A.*	7	82	0
O.24	UC Santa Barbara	9	149	2
O.31	Fresno State*	11	289	4
N.14	CSUN* (1K)	7	146	2
N.21	Cal Western	14	103	1
N.28	at San José State	6	116	1
TOTALS (10 games)		78	1,272	15

Haven Moses, 1966				
Date	Opponent	Att.	Yds.	TD
S.17	Mexico Poly	4	184	3
S.24	at Weber State	4	84	0
O.1	at Cal Poly SLO*	6	60	0
O.8	at Long Beach State*	7	162	0
O.19	at San José State	6	80	2
O.29	Fresno State*	5	129	0
N.5	North Dakota State	6	130	1
N.12	CSUN*	6	85	0
N.19	Northern Arizona	4	43	0
N.26	Cal State L.A.* (1K)	9	193	2
TOTALS (10 games)		57	1,150	8
Camellia Bowl (Sacramento, Calif.)				
D.10	vs. Montana State	5	56	2
TOTALS (11 games)		62	1,206	10

Craig Scoggins, 1966				
Date	Opponent	No.	Yds.	TD
S.17	Mexico Poly	3	92	1
S.24	at Weber State	10	140	2
O.1	at Cal Poly SLO*	11	91	0
O.8	at Long Beach State*	9	124	1
O.19	at San José State	2	25	0
O.29	Fresno State*	4	65	1
N.5	North Dakota State	9	161	0
N.12	CSUN*	8	73	1
N.19	Northern Arizona	9	192	0
N.26	Cal State L.A.* (1K)	15	239	2
TOTALS (10 games)		80	1,202	8
Camellia Bowl (Sacramento, Calif.)				
D.10	vs. Montana State	5	99	0
TOTALS (11 games)		85	1,301	8

Tom Nettles, 1968				
Date	Opponent	No.	Yds.	TD
S.14	UT Arlington	4	39	0
S.20	Northern Illinois	6	10	2

Receiving



S.28	at Montana State	6	136	1
O.12	Texas Southern	4	105	0
O.19	Cal State L.A.	5	124	1
O.26	San José State	5	52	2
N.2	Fresno State	9	175	3
N.9	Southern Mississippi (1K)	11	362	4
N.23	Tennessee State	5	92	1
N.30	Utah State	7	132	0
TOTALS (10 games)		62	1,227	14

Tim Delaney, 1969				
Date	Opponent	No.	Yds.	TD
S.27	Cal State L.A.*	8	94	0
O.4	at San José State*	6	73	1
O.11	at West Texas State	6	79	0
O.18	at UT Arlington	2	29	0
O.25	UC Santa Barbara*	4	28	0
N.1	at Fresno State*	10	162	1
N.8	Pacific*	8	133	3
N.15	New Mexico State	16	275	6
N.22	North Texas (1K)	12	183	1
N.29	Long Beach State*	13	203	2
TOTALS (10 games)		85	1,259	14

Pasadena Bowl (Pasadena, Calif.)				
D.6	vs. Boston University	4	41	0
TOTALS (11 games)		89	1,300	14

Tom Reynolds, 1971				
Date	Opponent	No.	Yds.	TD
S.25	at Southern Mississippi	7	82	0
O.2	Northern Illinois	did not play		
O.9	Pacific*	3	49	0
O.16	at UC Santa Barbara*	6	98	2
O.22	Utah State	17	290	1
O.30	at Fresno State*	1	9	0
N.6	at San José State*	3	60	0
N.13	Long Beach State*	2	19	0
N.20	Arizona	9	140	0
N.27	Iowa State	10	151	3
D.4	North Texas (1K)	9	172	1
TOTALS (10 games)		67	1,070	7

Dwight McDonald, 1974				
Date	Opponent	No.	Yds.	TD
S.14	at Arizona	9	122	1
S.21	Tampa	5	105	1
S.28	at UTEP	5	59	1
O.12	Fresno State*	9	82	0
O.19	San José State*	6	84	0
O.26	Long Beach State*	6	59	0
N.2	at North Texas	14	196	0
N.9	Pacific*	3	23	0
N.16	New Mexico State	7	104	1
N.23	Bowling Green (1K)	11	173	1
N.30	Utah State	11	150	2
TOTALS (11 games)		86	1,157	7

Jim Sandusky, 1983				
Date	Opponent	No.	Yds.	TD
S.3	at Tulsa	5	99	0
S.10	California	4	102	0
S.17	at Utah*	3	51	0
S.24	at UTEP*	5	95	0
O.1	at Hawaii**	8	162	2
O.8	Long Beach State	11	115	0
O.15	at Colorado State*	5	131	1
O.22	Brigham Young*	11	93	1
O.27	at UNLV	3	55	0
N.12	Wyoming* (1K)	4	109	1
N.19	at New Mexico*	7	101	0
D.3	Air Force*	3	58	1
TOTALS (12 games)		69	1,171	6

Webster Slaughter, 1985				
Date	Opponent	No.	Yds.	TD
S.14	Long Beach State	5	114	1
S.21	at UCLA	13	116	2
S.28	Colorado State*	2	23	0
O.5	Stanford	4	121	2
O.12	at Brigham Young*	6	43	0
O.19	Utah*	7	110	1
O.26	Oregon	15	168	2
N.2	at Air Force*	4	31	1

N.9	at Wyoming*	8	113	0
N.16	UTEP*	2	24	0
N.23	New Mexico* (1K)	13	183	1
N.30	at Hawaii**	3	25	0
TOTALS (12 games)		82	1,071	10

Dennis Arey, 1990				
Date	Opponent	No.	Yds.	TD
S.8	at Oregon	4	51	0
S.15	Long Beach State	4	117	1
S.22	at Brigham Young*	11	133	0
S.29	Air Force*	4	104	2
O.6	at Wyoming*	8	171	3
O.13	at UCLA	5	64	1
N.3	Utah*	7	102	2
N.10	Hawaii**	2	20	0
N.17	at New Mexico*	8	150	0
N.24	UTEP* (1K)	8	105	0
D.1	Miami	7	101	1
TOTALS (11 games)		68	1,118	10

Patrick Rowe, 1990				
Date	Opponent	No.	Yds.	TD
S.8	at Oregon	2	42	1
S.15	Long Beach State	2	55	0
S.22	at Brigham Young*	6	116	1
S.29	Air Force*	5	112	1
O.6	at Wyoming*	10	174	1
O.13	at UCLA	11	224	1
N.3	Utah*	7	120	2
N.10	Hawaii**	6	155	0
N.17	at New Mexico* (1K)	6	131	0
N.24	UTEP*	7	161	1
D.1	Miami	9	102	0
TOTALS (11 games)		71	1,392	8

Darnay Scott, 1992				
Date	Opponent	No.	Yds.	TD
S.5	USC	7	78	1
S.10	at Brigham Young*	7	105	2
S.26	at UCLA	1	45	0
O.3	at New Mexico*	7	100	0
O.17	UTEP*	12	274	3
O.24	Air Force*	6	57	0
O.31	at Colorado State*	5	43	0
N.7	at Wyoming*	3	42	0
N.14	Hawaii**	7	132	1
N.21	Fresno State* (1K)	7	204	1
N.28	Miami	6	70	1
TOTALS (11 games)		68	1,150	9

Darnay Scott, 1993				
Date	Opponent	No.	Yds.	TD
S.4	CSUN	7	91	0
S.11	at California	7	160	2
S.18	at Air Force*	11	217	2
S.25	Minnesota	9	139	2
S.30	UCLA	8	148	1
O.9	at Hawaii**	4	93	1
O.16	Colorado State*	5	68	0
O.23	New Mexico* (1K)	7	122	1
O.30	at Utah*	9	113	1
N.11	Brigham Young*	did not play		
N.20	at Fresno State*	5	91	0
N.27	Wyoming*	3	20	0
TOTALS (11 games)		75	1,262	10

Will Blackwell, 1995				
Date	Opponent	No.	Yds.	TD
S.2	California	4	32	0
S.9	at Oklahoma	8	84	0
S.16	at Brigham Young*	15	197	2
S.28	Nevada	8	119	1
O.7	at Utah*	10	81	1
O.14	Fresno State*	8	172	1
O.21	San José State	did not play		
O.28	at UTEP*	1	1	0
N.4	New Mexico*	8	210	1
N.11	Wyoming*	5	65	1
N.18	at Hawaii** (1K)	7	136	1
N.25	Colorado State*	12	110	0
TOTALS (11 games)		86	1,207	8

Az Hakim, 1995				
Date	Opponent	No.	Yds.	TD
S.2	California	7	73	0
S.9	at Oklahoma	6	94	1
S.16	at Brigham Young*	4	73	1
S.28	Nevada	5	106	1
O.7	at Utah*	6	90	1
O.14	Fresno State*	2	31	0
O.21	San José State	3	103	2
O.28	at UTEP*	5	120	0
N.4	New Mexico*	4	76	1
N.11	Wyoming*	4	69	0
N.18	at Hawaii**	4	123	1
N.25	Colorado State* (1K)	7	64	0
TOTALS (12 games)		57	1,022	8

Will Blackwell, 1996				
Date	Opponent	No.	Yds.	TD
S.7	Idaho	did not play		
S.14	at California	11	280	4
S.21	Oklahoma	did not play		
O.12	Hawaii**	1	8	0
O.19	at New Mexico*	3	98	2
O.26	at Colorado State*	5	22	1
N.2	at San José State*	5	64	2
N.7	Wyoming*	8	101	0
N.16	at UNLV*	12	196	1
N.23	Fresno State*	8	145	1
N.28	Air Force* (1K)	7	86	0
TOTALS (9 games)		60	1,000	11

Kassim Osgood, 2002				
Date	Opponent	No.	Yds.	TD
A.29	at Fresno State	9	58	0
S.7	at (17) Colorado	14	178	0
S.14	Arizona State	10	158	1
S.21	at Idaho	6	178	1
S.28	UCLA	10	145	1
O.12	Utah*	8	94	1
O.19	at Wyoming*	3	73	1
O.26	UNLV*	5	40	0
N.2	at Brigham Young* (1K)	12	138	0
N.9	at New Mexico*	4	71	0
N.15	(17) Colorado State*	10	170	1
N.23	at Air Force*	12	123	1
D.7	at Hawaii**	5	126	1
TOTALS (13 games)		108	1,552	8

J.R. Tolver, 2002				
Date	Opponent	No.	Yds.	TD
A.29	at Fresno State	10	158	1
S.7	at (17) Colorado	8	79	0
S.14	Arizona State	12	296	1
S.21	at Idaho	14	184	3
S.28	UCLA	3	30	0
O.12	Utah*	16	185	1
O.19	at Wyoming* (1K)	7	133	0
O.26	UNLV*	9	151	2
N.2	at Brigham Young*	4	30	1
N.9	at New Mexico*	4	34	0
N.15	(17) Colorado State*	10	96	2
N.23	at Air Force*	13	126	0
D.7	at Hawaii**	18	283	2
TOTALS (13 games)		128	1,785	13

Jeff Webb, 2005				
Date	Opponent	No.	Yds.	TD
S.3	UCLA	5	71	1
S.10	at Air Force*	8	91	0
S.17	at (9) Ohio State	4	18	0
S.24	San José State	8	133	1
O.1	Brigham Young*	13	129	0
O.8	at UNLV*	3	25	0
O.15	at Utah*	9	142	2
O.22	New Mexico*	9	132	2
O.29	(20) TCU*	9	50	1
N.12	at Colorado State*	4	61	1
N.19	Wyoming*	7	115	0
D.3	at Hawaii** (1K)	13	142	2
TOTALS (12 games)		92	1,109	10

Vincent Brown, 2010				
Date	Opponent	No.	Yds.	TD
S.4	Nicholls State	5	39	0
S.11	at New Mexico State	5	99	0
S.18	at Missouri	5	17	0
S.25	Utah State	5	177	2
O.9	at Brigham Young*	6	101	1
O.16	(23) Air Force*	3	60	0
O.23	at New Mexico*	7	85	0
O.30	at Wyoming*	5	144	0
N.6	Colorado State*	3	40	0
N.13	at (3) TCU*	4	167	2
N.20	(25) Utah* (1K)	8	184	3
N.27	UNLV*	5	74	1
TOTALS (12 games)		61	1,187	9

Poinsettia Bowl (San Diego, Calif.)				
D.23	Navy	8	165	1
TOTALS (13 games)		69	1,352	10

DeMarco Sampson, 2010				
Date	Opponent	No.	Yds.	TD
S.4	Nicholls State	7	179	2
S.11	at New Mexico State	4	73	0
S.18	at Missouri	6	81	0
S.25	Utah State	2	40	0
O.9	at Brigham Young*	4	47	0
O.16	(23) Air Force*	4	106	0
O.23	at New Mexico*	7	127	2
O.30	at Wyoming*	7	175	2
N.6	Colorado State*	2	23	0
N.13	at (3) TCU*	4	42	0
N.20	(25) Utah* (1K)	12	154	0
N.27	UNLV*	6	128	2
TOTALS (12 games)		65	1,175	8

Poinsettia Bowl (San Diego, Calif.)				
D.23	Navy	2	45	0
TOTALS (13 games)		67	1,220	8

Ezell Ruffin, 2013				
Date	Opponent	No.	Yds.	TD
A.31	Eastern Illinois	4	91	0
S.7	at (3) Ohio State	6	80	0
S.21	Oregon State			

Total Offense



2023 SAN DIEGO STATE RECORD BOOK

Bold indicates set by a current Aztec
* - Indicates conference game.

■ Team Records

Most Plays

Game: 110, vs. North Texas, 11/22/69
Season: 972, in 2013 (8-5)

Fewest Plays

Game: 31, vs. Army (FWB), 12/23/17
Season: 418, in 1959 (1-6-1)

Most Yards

Game: 769, vs. New Mexico State, 11/15/69
Season: 5,937, in 2010 (9-4)

Fewest Yards

Game: 85, at TCU*, 10/4/08
Season: 1,397, in 1960 (1-6-1)

Most Yards Per Game

Season: 527.9, in 1990 (6-5)

Fewest Yards Per Game

Season: 174.6, in 1960 (1-6-1)

Most Yards Per Play

Season: 6.86, in 2010 (9-4)

MOST YARDAGE

Pl.	Opponent (Plays) Date	Yards
1.	vs. New Mexico State (81), Nov. 15, 1969	769
2.	vs. Mexico Poly (56), Sept. 17, 1966	730
3.	vs. Pacific (99), Sept. 14, 1991	699
4.	vs. Brigham Young* (79), Nov. 16, 1991	695
5.	vs. UTEP* (95), Nov. 24, 1990	688
	at New Mexico* (95), Nov. 17, 1990	688
7.	vs. Long Beach State (84), Oct. 24, 1987	676
8.	vs. (23) Hawaii* (83), Nov. 14, 1992	675
9.	at UNLV* (76), Nov. 16, 1996	670
10.	at Utah* (86), Sept. 30, 1989	659

MOST OFFENSIVE PLAYS

Pl.	Opponent (Yards) Date	Plays
1.	vs. North Texas (634), Nov. 22, 1969	110
2.	vs. UTEP* (492), Nov. 17, 1979	102
3.	at (4) Brigham Young* (496), Sept. 22, 1990	101
4.	vs. Eastern Illinois (440), Aug. 31, 2013	99
	vs. Pacific (699), Sept. 14, 1991	99
	vs. North Texas (417), Dec. 4, 1971	99
7.	at (1) Miami (427), Nov. 30, 1991	97
	at Long Beach State (524), Oct. 28, 1978	97
9.	vs. (25) UCLA (380), Sept. 30, 1993	96
	at Wyoming* (530), Nov. 9, 1985	96
	at (19) Iowa State (496), Sept. 16, 1978	96

SINGLE-SEASON HIGHS

Total Plays	Yards
1. 972, in 2013 (8-5)	1. 5,937, in 2010 (9-4)
2. 955, in 1991 (8-4-1)	2. 5,798, in 1990 (6-5)
3. 954, in 2002 (4-9)	3. 5,785, in 1995 (8-4)
4. 951, in 1989 (6-5-1)	4. 5,739, in 1991 (8-4-1)
5. 935, in 2011 (8-5)	5. 5,703, in 2016 (11-3)
6. 933, in 2022 (12-2)	6. 5,610, in 1989 (6-5-1)
	7. 5,586, in 1993 (6-6)
8. 927, in 2015 (11-3)	8. 5,556, in 2011 (8-5)
	9. 5,524, in 2013 (8-5)
10. 924, in 1987 (5-7)	10. 5,322, in 1969 (11-0)

Yards Per Game

1. 532.2, in 1969 (11-0)	1. 62, in 2016 (11-3)
2. 527.9, in 1990 (6-5)	2. 61, in 1969 (11-0)
3. 482.1, in 1995 (8-4)	3. 58, in 2010 (9-4)
4. 478.3, in 1991 (8-4-1)	4. 57, in 2015 (11-3)
5. 476.5, in 1996 (8-3)	57, in 1990 (6-5)
6. 467.5, in 1989 (6-5-1)	6. 53, in 2011 (8-5)
7. 465.5, in 1993 (6-6)	7. 52, in 2017 (10-3)
8. 456.7, in 2010 (9-4)	8. 51, in 2012 (9-4)
9. 438.6, in 1987 (5-7)	51, in 1996 (8-3)
10. 436.8, in 1985 (5-6-1)	51, in 1995 (8-4)
	51, in 1993 (8-4)

Touchdowns

■ Individual Records

Most Plays

Game: 70, Todd Santos vs. Stanford, 10/17/87
Season: 584, Matt Kofler, 1981
Career: 1,822, Ryan Lindley, 2008-09-10-11

Most Yards

Game: 528, David Lowery vs. Brigham Young*, 11/16/91 and Dan McGwire at New Mexico*, 10/17/87
Season: 3,799, Ryan Lindley, 2010
Career: 12,415, Ryan Lindley, 2008-09-10-11

Touchdowns Responsible For

Game: 9, Dennis Shaw vs. New Mexico State, 11/15/69
Season: 45, Dennis Shaw, 1969
Career: 92, Ryan Lindley, 2008-09-10-11

Games with 100 Yards Passing and 100 Yards Rushing


Career: 1, Kevin O'Connell at Brigham Young*, 11/6/04 (229 passing, 101 rushing) and 1, Joe Turpin vs. Cal Poly SLO, 9/30/67 (102 passing, 116 rushing)

SEASON

Pl.	Player, Season	Yards
1.	Ryan Lindley, 2010	3,799
2.	Todd Santos, 1987	3,688
3.	Dan McGwire, 1990	3,664
4.	Matt Kofler, 1981	3,528
5.	Kevin O'Connell, 2007	3,471
6.	Dan McGwire, 1989	3,423
7.	Billy Blanton, 1995	3,324
8.	Dennis Shaw, 1969	3,197
9.	Billy Blanton, 1996	3,161
10.	Adam Hall, 2002	3,143
11.	Ryan Lindley, 2011	3,102
12.	Kevin O'Connell, 2005	3,065
13.	Ryan Lindley, 2009	2,923
14.	Jesse Freitas, 1973	2,901
15.	Quinn Kaehler, 2013	2,898

SEASON PER GAME

Pl.	Player, Season	YPG
1.	Dan McGwire, 1990	333.1
2.	Matt Kofler, 1981	320.7
3.	Todd Santos, 1987	307.3
4.	Ryan Lindley, 2010	292.2
5.	Dennis Shaw, 1969	290.6



RYAN LINDLEY

CAREER PER GAME

Pl.	Player, Seasons	YPG
1.	Dan McGwire, 1989-90	308.1
2.	Dennis Shaw, #1968-69	268.6
3.	Billy Blanton, 1993-94-95-96	258.5
4.	Ryan Lindley, 2008-09-10-11	253.4
5.	Tim Gutierrez, 1992-93-94	234.2

- Shaw's 1968 Division II season stats are included

TOTAL OFFENSE/CAREER

Pl.	Player	Seasons	Rush	Rush TDs	Passing	Pass TDs	Total Off.
1.	Ryan Lindley	2008-09-10-11	-275	2	12,690	90	12,415
2.	Todd Santos	1984-85-86-87	-912	1	11,425	70	10,513
3.	Kevin O'Connell	2004-05-06-07	1,312	19	7,689	46	9,001
4.	Billy Blanton	1993-94-95-96	-151	1	8,165	67	8,014
5.	Dan McGwire	1989-90	-397	3	7,484	43	7,087
6.	Donnel Pumphrey	2013-14-15-16	6,405	62	16	1	6,421
7.	David Lowery	1989-91-92-93	-68	4	5,998	44	5,930
8.	Brian Sipe	1969-70-71	-333	1	5,707	44	5,374
9.	Dennis Shaw	1968-69	47	14	5,324	58	5,371
10.	Christian Chapman	2015-16-17-18	90	1	5,085	39	5,175
11.	Adam Hall	2001-02-03	-166	1	5,173	24	5,007
12.	Quinn Kaehler	2013-14	-214	1	5,164	28	4,950
13.	Matt Kofler	1980-81	215	14	4,476	24	4,691
14.	Ryan Agnew	2016-17-18-19	342	1	4,189	24	4,531
15.	Tim Gutierrez	1992-93-94	-291	0	4,740	36	4,449
16.	Mark Halda	1977-78-79-80	-365	1	4,812	29	4,447
17.	Mark McKay	1982-83	-181	3	4,475	24	4,294
18.	Lon Sheriff	1999-00-01-02	-368	1	4,533	16	4,165
19.	Craig Penrose	1974-75	-248	2	4,343	25	4,095
20.	Jesse Freitas	1972-73	-123	4	4,193	28	4,070

Jalen Mayden 2021-22 267 3 2,080 13 2,347

■ Single-Game Total Offense Leaders

TOTAL OFFENSE

Pl.	Player	Opponent, Date	Rushing	Passing	Total	TDRF
1.	David Lowery	vs. Brigham Young*, Nov. 16, 1991	-40	568	528	5
	Dan McGwire	at New Mexico*, Nov. 17, 1990	-2	530	528	2
3.	Dennis Shaw	vs. Southern Mississippi, Nov. 9, 1968	2	524	526	7
4.	Ryan Lindley	vs. (25) Utah*, Nov. 20, 2010	-10	528	518	4
5.	Matt Kofler	vs. (12) Iowa State, Oct. 10, 1981	73	444	517	5
6.	Mark McKay	at Hawaii*, Nov. 6, 1982	-3	513	510	1
7.	Todd Santos	vs. Stanford, Oct. 17, 1987	-32	536	504	5
8.	Dan McGwire	vs. Utah*, Sept. 30, 1989	-12	510	498	2
9.	Adam Hall	vs. Arizona State, Sept. 14, 2002	-19	516	497	3
10.	Adam Hall	at Idaho, Sept. 21, 2002	-10	506	496	5

Total Offense



■ Annual Total Offense Leaders

Year	Player	Cl.	NR	CR	Pass	Rush	Total	TDR
1947	John Simcox	Jr.			317	295	612	8
1948	John Simcox	Sr.			665	88	753	6
1949	Leon Parma	Jr.			603	-30	573	9
1950	Art Preston	Jr.			0	780	780	7
1951	Jesse Thompson	Sr.			1,304	-113	1,191	13
1952	Norm Nygaard	So.			0	1,016	1,016	9
1953	Norm Nygaard	Jr.			0	889	889	12
1954	Norm Nygaard	Sr.			0	714	714	4
1955	Don Magee	So.			792	-155	637	4
1956	Claude Lewis	Sr.			0	470	470	4
1957	Joe Duke	So.			719	-3	716	5
1958	Joe Duke	Jr.			787	-122	665	7
1959	Joe Duke	Sr.			696	47	745	8
1960	Russ Boehmke	So.			293	111	404	2
1961	Wayne Sevier	Jr.			463	319	782	13
1962	Wayne Sevier	Sr.	3		578	289	867	9
1963	Rod Dowhower	Jr.	3		1,136	98	1,234	16
1964	Rod Dowhower	Sr.	1	1	1,728	6	1,734	27
1965	Don Horn	Jr.			1,688	-66	1,622	23
1966	Don Horn	Sr.	2		2,234	-38	2,196	21
1967	Joe Turpen	Jr.			495	284	779	11
1968	Dennis Shaw	Jr.			2,139	35	2,174	27
1969	Dennis Shaw	Sr.		1	3,185	12	3,197	45
1970	Brian Sipe	Jr.	7	1	2,618	-196	2,422	23
1971	Brian Sipe	Sr.	1		2,532	-204	2,328	17
1972	Bill Donckers	Sr.		5	1,325	223	1,558	14
1973	Jesse Freitas	Sr.	1	1	2,993	-92	2,901	23
1974	Craig Penrose	Jr.	20	4	1,683	-78	1,605	12
1975	Craig Penrose	Sr.	2	1	2,660	-191	2,469	15
1976	David Turner	Jr.			16	982	998	7
1977	Joe Davis	Sr.			2,260	-152	2,208	25
1978	Mark Halda	So.			2,262	-99	2,163	14
1979	Mark Halda	Jr.			1,684	-132	1,552	11
1980	Matt Kofler	Jr.			1,139	24	1,163	10
1981	Matt Kofler	Sr.			3,337	191	3,528	28
1982	Mark McKay	Jr.			1,985	4	1,989	12
1983	Mark McKay	Sr.			2,490	-185	2,305	15
1984	Todd Santos	Fr.			2,063	-233	1,830	9
1985	Todd Santos	So.			2,877	-111	2,766	21
1986	Todd Santos	Jr.			2,553	-324	2,229	15
1987	Todd Santos	Sr.	1	1	3,932	-244	3,688	26
1988	Brad Platt	Sr.			1,466	-190	1,276	6
1989	Dan McGwire	Jr.			3,651	-228	3,423	18
1990	Dan McGwire	Sr.			3,833	-169	3,664	22
1991	David Lowery	So.			2,575	15	2,590	28
1992	David Lowery	Jr.			2,632	-71	2,561	21
1993	Tim Gutierrez	Jr.			3,033	-209	2,824	24
1994	Tim Gutierrez	Sr.			1,575	-76	1,499	11
1995	Billy Blanton	Jr.			3,300	24	3,324	23
1996	Billy Blanton	Sr.			3,221	-60	3,161	30
1997	Kevin McKechnie	Sr.			1,449	-23	1,426	11
1998	Brian Russell	So.		11	1,438	176	1,614	13
1999	Jack Hawley	Jr.		3	1,942	90	2,032	16
2000	Lon Sheriff	So.	50	4	2,163	-162	2,001	7
2001	Larry Ned	Sr.		9	0	1,549	1,549	15
2002	Adam Hall	Jr.	10	1	3,253	-110	3,143	17
2003	Adam Hall	Sr.		5	1,320	-56	1,264	6
2004	Kevin O'Connell	Fr.	69	5	1,328	347	1,675	10
2005	Kevin O'Connell	So.	29	3	2,663	402	3,065	24
2006	Kevin O'Connell	Jr.			635	155	790	5
2007	Kevin O'Connell	Sr.	24	2	3,063	408	3,471	26
2008	Ryan Lindley	Fr.	42	4	2,653	-62	2,591	17
2009	Ryan Lindley	So.	39	3	3,054	-131	2,923	24
2010	Ryan Lindley	Jr.	14	1	3,830	-31	3,799	28
2011	Ryan Lindley	Sr.	42	3	3,153	-51	3,102	23
2012	Ryan Katz	Sr.			1,348	287	1,635	17
2013	Quinn Kaehler	Jr.	46	7	3,007	-109	2,898	20
2014	Quinn Kaehler	Sr.	97	10	2,052	-105	2,157	9
2015	Donnel Pumphrey	Jr.			16	1,653	1,669	18
2016	Donnel Pumphrey	Sr.	104	8	0	2,133	2,133	17
2017	Rashaad Penny	Sr.	88	9	0	2,248	2,248	23
2018	Ryan Agnew	Jr.	102	8	1,651	141	1,792	10
2019	Ryan Agnew	Sr.	77	7	2,462	116	2,578	15
2020	Greg Bell	Sr.			0	637	637	7
2021	Lucas Johnson	Sr.	115	10	1,424	173	1,597	13
2022	Jalen Mayden	Sr.	96	7	2,030	231	2,261	15

NR - national ranking in total yards per game. CR - conference ranking in total yards per game. TDR - touchdowns responsible for (passing TDs + rushing TDs).

■ Division I Era Team Records

MOST FIRST DOWNS

Pl.	Opponent	Date	First Downs
1.	vs. Long Beach State	10/24/87	37
2.	vs. New Mexico State	11/15/69	36
3.	vs. UTEP*	11/24/90	35
	at New Mexico*	9/27/86	35
	vs. North Texas	11/24/73	35
6.	vs. Pacific	9/14/91	34
	at New Mexico*	11/17/90	34
	at Long Beach State	10/28/78	34
9.	vs. North Texas	11/22/69	33
10.	at New Mexico*	10/3/92	32
	at UTEP*	10/28/89	32
	vs. Utah*	9/12/87	32
	in a Mountain West game		
	at San José State*	11/4/17	31
	against a nationally ranked opponent		
	vs. (24) UTSA (Fri.B)	12/21/21	31

MOST YARDS PER PLAY

Pl.	Opponent	Date	Yards/Play
1.	at Nevada*	11/12/16	10.16
2.	vs. San José State	10/21/95	9.98
3.	vs. New Mexico State	11/15/69	9.49
4.	vs. Army (AFB)	12/23/17	9.03
5.	vs. Navy	9/5/97	8.92
6.	vs. Portland State	9/22/07	8.90
7.	at UNLV*	11/16/96	8.82
8.	vs. Brigham Young*	11/16/91	8.80
9.	vs. Fresno State*	10/14/95	8.75
10.	vs. North Dakota	9/15/12	8.74
	against a nationally ranked opponent		
	vs. (25) Utah*	11/20/10	7.83
	vs. (13) Florida State	11/19/77	7.83

HB - Hawai'i Bowl; PB - Poinsettia Bowl.

LARGEST TOTAL OFFENSE MARGIN

Pl.	Opponent	Date	Yards
1.	at San José State*	11/4/17	448
2.	vs. Eastern Illinois	10/6/01	403
3.	at Kansas	9/25/99	391
4.	vs. North Texas	11/24/73	387
	vs. New Mexico State	11/15/69	387
6.	vs. UTEP*	11/24/90	381
7.	vs. Cal State L.A.*	9/27/69	377
8.	vs. Nicholls	9/4/10	360
9.	vs. (23) Hawai'i*	11/14/92	358
10.	at Utah State*	10/31/20	355
	in a Mountain West game		
	at San José State*	11/4/17	448
	against a nationally ranked opponent		
	vs. (23) Hawai'i*	11/14/92	358

MOST TIME OF POSSESSION (SINCE 1982)

Pl.	Opponent	Date	TOP
1.	at San José State*	11/4/17	43:19
2.	vs. (19) Stanford	9/16/17	41:14
3.	at Colorado State*	11/12/11	40:36
4.	at San José State*	10/19/19	40:22
5.	vs. Fresno State*	11/7/98	40:05
6.	vs. San José State*	11/12/22	39:30
7.	vs. UC Davis	9/2/17	39:06
8.	at Brigham Young*	10/7/06	38:55
9.	vs. UNLV*	10/26/02	38:44
10.	vs. Long Beach State	10/14/89	38:35
	n a Mountain West game		
	at San José State*	11/4/17	43:19
	against a nationally ranked opponent		
	vs. (19) Stanford	9/16/17	41:14



All-Purpose Yardage



2023 SAN DIEGO STATE RECORD BOOK

Bold indicates set by a current Aztec
* - Indicates conference game.

■ Individual Records

Most Yards

Season: 2,974, Rashaad Penny, 2017
Career: 7,515, Donnel Pumphrey, 2013-14-15-16

Most Yards Per Play

Season: 21.8, Derrick Lewis, 2000
Career: 19.6, Patrick Rowe, 1987-88-90-91

SEASON

Pl.	Player, Season (Plays)	Yards
1.	Rashaad Penny, 2017 (289)	2,974
2.	Donnel Pumphrey, 2016 (377)	2,370
3.	Marshall Faulk, 1993 (347)	2,174
4.	Donnel Pumphrey, 2015 (337)	2,069
5.	Donnel Pumphrey, 2014 (299)	2,027
6.	Ronnie Hillman, 2011 (335)	1,981
7.	George Jones, 1995 (317)	1,961
8.	Jim Sandusky, 1983 (103)	1,877
9.	Rashaad Penny, 2016 (171)	1,866
10.	J.R. Tolver, 2002 (136)	1,830
11.	Webster Slaughter, 1985 (134)	1,812
12.	Marshall Faulk, 1992 (283)	1,758
13.	Patrick Rowe, 1990 (87)	1,712

ALL-PURPOSE YARDAGE/CAREER

Pl.	Player	Seasons	Rush	Rec.	KOR	PR	IR	Total
1.	Donnel Pumphrey	2013-14-15-16	6,405	1,041	69	0	0	7,515
2.	Rashaad Penny	2014-15-16-17	3,656	479	2,449	70	0	6,654
3.	Marshall Faulk	1991-92-93	4,589	973	33	0	0	5,595
4.	Darnay Scott	1991-92-93	118	3,139	1,399	2	0	4,658
5.	Monty Gilbreath	1986-87-88-89	29	2,241	1,543	795	0	4,608
6.	Colin Lockett	2010-11-12-13	190	1,999	2,187	0	0	4,376
7.	Jordan Byrd	2018-19-20-21-22	1,353	219	2,020	445	0	4,037
8.	Juwan Washington	2016-17-18-19	2,699	284	1,017	0	0	4,000
9.	Vincent Brown	2007-08-09-10	34	3,110	767	46	0	3,957
10.	Patrick Rowe	1987-88-90-91	19	2,678	1,243	0	0	3,940
11.	Larry Ned	1998-99-00-01	3,562	343	0	0	0	3,905
12.	Az Hakim	1994-95-96-97	15	2,622	999	68	0	3,704
13.	J.R. Tolver	1999-00-01-02	34	3,572	66	5	0	3,677
14.	Chris Hardy	1983-84-85-86	2,341	616	685	-6	0	3,636
15.	Ronnie Hillman	2010-11	3,243	338	0	0	0	3,581
16.	Art Preston	1949-50-51	1,664	N/A	N/A	N/A	N/A	3,463
17.	Norm Nygaard	1952-53-54	2,619	92	457	37	38	3,243
18.	Adam Muema	2011-12-13	2,852	214	0	0	0	3,066

14.	Larry Ned, 2001 (327)	1,687
15.	Darnay Scott, 1992 (93)	1,669
	David Turner, 1977 (27)	1,669

SEASON PER GAME

Pl.	Player, Season	YPG
1.	Rashaad Penny, 2017	228.8
2.	Marshall Faulk, 1993	181.2
3.	Donnel Pumphrey, 2016	169.3
4.	George Jones, 1995	163.4
5.	Juwan Washington, 2018	162.6

CAREER PER GAME

(minimum 15 games)

Pl.	Player, Seasons	YPG
1.	Marshall Faulk, 1991-92-93	174.8
2.	George Jones, 1995-96	156.1
3.	David Turner, 1976-77	151.3
4.	Darnay Scott, 1991-92-93	141.2
5.	Donnel Pumphrey, 2013-14-15-16	139.2

■ Single-Game All-Purpose Leaders

Pl.	Player	Opponent, Date	Rush	Rec.	Other	Total
1.	Rashaad Penny	vs. Nevada*, Nov. 18, 2017	222	6	201	429
2.	Marshall Faulk	vs. Pacific, Sept. 14, 1991	386	11	25	422
3.	Darnay Scott	vs. UTEP*, Oct. 17, 1992	0	274	80	354
4.	Rashaad Penny	at Arizona State, Sept. 9, 2017	219	38	99	353
5.	Darnay Scott	vs. Brigham Young*, Nov. 16, 1991	0	243	104	347
6.	Patrick Rowe	at UCLA, Oct. 13, 1990	0	224	106	330
7.	Ron Slack	vs. Long Beach State, Oct. 14, 1989	197	57	68	322
8.	Larry Ned	vs. Eastern Illinois, Oct. 6, 2001	285	34	0	319
9.	Donnel Pumphrey	vs. California, Sept. 10, 2016	281	29	0	310
10.	George Jones	vs. Fresno State*, Oct. 14, 1995	270	36	0	306
11.	Ronnie Hillman	vs. Wyoming*, Oct. 29, 2011	224	81	0	305
12.	Marshall Faulk	vs. (23) Hawai'i*, Nov. 14, 1992	300	3	0	303
13.	Marshall Faulk	at Brigham Young*, Sept. 10, 1992	299	3	0	302

■ Annual All-Purpose Leaders

Year	Player	Cl.	NR	CR	Rush	Rec.	PR	KR	IR	Yards
1970	Tim Delaney	Sr.			794					794
1971	Tom Reynolds	Sr.			1,070					1,070
1972	Tim Boyer	Jr.			464	91	324			879
1973	Keith Denson	Sr.			-21	922	339			1,240
1974	Dwight McDonald	Sr.			1,157					1,157
1975	Duke Ferguson	Sr.			-1	886	127			1,012
1976	David Turner	Jr.			982	72				1,054
1977	David Turner	Sr.			1,252	417				1,669
1978	Steve Stapler	Jr.			-1	490	13	552		1,054
1979	Tony Allen	Sr.			1,094	170				1,264
1980	Bobby Taylor	Sr.			-23	656				633
1981	Phil Smith	Jr.			-2	476		553		1,027
1982	Phil Smith	Sr.			68	355		450		873
1983	Jim Sandusky	Sr.	5	1	-15	1,171	381	340		1,877
1984	Mike Waters	Sr.			704	234		399		1,337
1985	Webster Slaughter	Sr.	10	1	58	1,071	270	413		1,812
1986	Chris Hardy	Sr.			947	287				1,234
1987	Paul Hewitt	Jr.			1,001	378				1,379
1988	Paul Hewitt	Sr.			1,055	140				1,195
1989	Monty Gilbreath	Sr.			29	903	173	206		1,311
1990	Patrick Rowe	Jr.			-4	1,392		324		1,712
1991	Marshall Faulk	Fr.	3	1	1,429	201		33		1,663
1992	Marshall Faulk	So.	3	1	1,630	128				1,758
1993	Marshall Faulk	Jr.			1,530	644				2,174
1994	Curtis Shearer	Sr.			9	737		630		1,376
1995	George Jones	Jr.			1,842	119				1,961
1996	George Jones	Sr.			968	119				1,087
1997	Jonas Lewis	So.		17	1,021	36		42		1,099
1998	Damon Gourdine	Jr.	26	4	26	649	294	539		1,508
1999	Larry Ned	Jr.		9	894	161				1,055
2000	Derrick Lewis	Jr.	75	4	20	782	56	296		1,154
2001	Larry Ned	Sr.	13	2	1,549	138				1,687
2002	J.R. Tolver	Sr.	24	1	40	1,785		5		1,830
2003	Lynell Hamilton	Fr.	47	3	1,087	100				1,187
2004	Brandon Bornes	Fr.	9	578	27		294			899
2005	Jeff Webb	Sr.			12	1,109				1,121
2006	Atiyah Henderson	Fr.			764	78				842
2007	Brett Swain	Sr.		10	3	973	88			973
2008	Atiyah Henderson	Jr.			490	228				718
2009	Vincent Brown	Jr.			10	778	33	220		1,041
2010	Ronnie Hillman	Fr.	42	1	1,532	68				1,600
2011	Ronnie Hillman	So.	15	1	1,711	270				1,981
2012	Adam Muema	So.	42	5	1,458	147				1,605
2013	Colin Lockett	Sr.	33	3	52	736		761		1,549
2014	Donnel Pumphrey	So.	8	2	1,867	160				2,027
2015	Donnel Pumphrey	Jr.	12	3	1,653	416				2,069
2016	Donnel Pumphrey	Sr.	7	2	2,133	231		6		2,370
2017	Rashaad Penny	Sr.	1	1	2,248	135	70	521		2,974
2018	Juwan Washington	Jr.			999	73		391		1,463
2019	Jordan Byrd	So.			355	64	93	319		831
2020	Greg Bell	Sr.	71	12	637	114	0	0		751
2021	Jordan Byrd	Sr.	156	15	246	76	193	601		1,116
2022	Jordan Byrd	Sr.^	104	12	390	60	118	571		1,139

NR - national ranking in yards per game. CR - conference ranking in yards per game. In some cases, SDSU had a player with a higher YPG average but the player listed as the annual leader is the individual with the most yards in the season.



DARNAY SCOTT

Scoring



Bold indicates set by a current Aztec
 * - Indicates conference game
 ^ - Indicates Division I era record

■ Team Records

Most Points

Quarter: 31, Cal State Fullerton*, 10/4/75
Half: 49, vs. New Mexico State, 11/15/69
Game: 72, vs. UC Santa Barbara*, 11/21/53
Season: 493 in 2016 (11-3)

Fewest Points

Game: 0, many times, most recent:
 vs. Ohio (FriB), 12/19/18
Season: 50, in 1942 (0-6-1) and 1921 (4-6)

Most Points Per Game

Season: 42.2, in 1969 (11-0)

Fewest Points Per Game

Season: 6.5, in 1955 (2-8)

Most Touchdowns

Quarter: 4, 13 times, most recent:
 vs. Fresno State, 11-26-94
Half: 7 vs. New Mexico State, 11-15-69
Game: 10 vs. New Mexico State, 11-15-69
Season: 66 in 1969 (11-0)

Most Field Goals

Game: 4, nine times, most recent:
 at Utah State*, 10/26/16
Season: 22, 2019

MOST POINTS/QUARTER

Pl.	Opponent (Quarter)	Date	Points
1.	vs. Cal State Fullerton* (1st)	Oct. 4, 1975	31
2.	vs. Long Beach State (3rd)	Sept. 8, 1991	30
	vs. Northern Illinois (3rd)	Oct. 21, 1967	30
4.	vs. Fresno State* (4th)	Nov. 26, 1994	28
	vs. Navy (2nd)	Sept. 3, 1994	28
	at New Mexico* (2nd)	Nov. 17, 1990	28
	vs. Utah* (2nd)	Nov. 3, 1990	28
	vs. Utah* (1st)	Sept. 12, 1987	28
	vs. Hawaii* (1st)	Nov. 22, 1986	28
	vs. (12) Iowa State (3rd)	Oct. 10, 1981	28
	vs. New Mexico State (2nd)	Nov. 16, 1974	28

	vs. New Mexico State (2nd)	Nov. 15, 1969	28
	vs. Southern Mississippi (4th)	Nov. 9, 1968	28

MOST POINTS/GAME

Pl.	Opponent, Date	Points
1.	vs. UC Santa Barbara*, Nov. 21, 1953	72
2.	vs. California Christian, Oct. 1, 1927	71
3.	vs. New Mexico State, Nov. 15, 1969	70
4.	vs. Cal Poly SLO*, Oct. 5, 1963	69
5.	vs. Southern Mississippi, Nov. 9, 1968	68
6.	vs. Utah*, Nov. 3, 1990	66
7.	vs. UC Santa Barbara*, Nov. 14, 1970	64
	vs. Cal State L.A.*, Oct. 27, 1951	64
9.	vs. UTEP*, Nov. 21, 1981	59
	vs. Cal State Fullerton*, Oct. 4, 1975	59
	vs. Cal Poly SLO*, Oct. 3, 1964	59
12.	vs. UTEP*, Nov. 24, 1990	58
	vs. Pacific*, Nov. 8, 1969	58
	vs. Weber State, Sept. 23, 1967	58
	at El Centro J.C.*, Nov. 5, 1924	58

MOST POINTS/SEASON

Pl.	Season (Record)	Points
1.	2016 (11-3)	493
2.	1969 (11-0)	464
3.	1990 (6-5)	459
4.	2010 (9-4)	455
5.	2015 (11-3)	450
6.	1996 (8-3)	428
7.	2012 (9-4)	427
8.	1964 (8-2)	423
9.	1993 (6-6)	413
10.	1991 (8-4-1)	403
11.	1995 (8-4)	401
12.	2017 (10-3)	400
13.	2013 (8-5)	387
	2011 (8-5)	387
15.	2021 (12-2)	383

■ Individual Records

Most Points

Game: 44, Marshall Faulk vs. Pacific, 9/14/91
Season: 168, Rashaad Penny, 2017
Career: 402, Donnel Pumphrey, 2013-14-15-16



JOHN BARON II

Most Touchdowns

Game: 7, Marshall Faulk vs. Pacific, 9/14/91
Season: 28, Rashaad Penny, 2017
Career: 67, Donnel Pumphrey, 2013-14-15-16

Most Points Kick Scoring

Game: 16, five times, most recent:
 John Baron II at Utah State, 10/28/16
Season: 119, John Baron II, 2016
Career: 338, Andy Trakas, 1989-90-91-92

Most Extra Points

Game: 10, Al Limahelu vs. New Mexico State,
 11/22/69
Season: 59, Al Limahelu, 1969
Career: 170, Andy Trakas, 1989-90-91-92

Best Extra-Point Percentage

Season: 100.0%, 20 times, most recent:
Jack Browning (30-30), 2022
Career: 100.0%, Donny Hageman (94-94), 2014-15;
 Marco Morales (50-50), 1982-83; Steve
 Duncan (40-40), 1977-78; **Jack
 Browning (30-30), 2021-22**

Most Two-Point Conversions

Season: 3, Mario Mendez, 1963
Career: 5, Mario Mendez, 1961-62-63

Most Field Goals

Game: 4, nine times, most recent:
 John Baron II at Utah State*, 10/28/16
Season: 22, Matt Araiza, 2019
Career: 56, Andy Trakas, 1989-90-91-92

Most Field Goals Attempted

Game: 5, four times, most recent:
 J.C. Mejia vs. Wyoming*, 10/25/03
Season: 29, J.C. Mejia, 2003
Career: 82, Andy Trakas, 1989-90-91-92

Highest Field Goal Percentage

Season: .913 (21-23), John Baron II, 2016
 (min. 10 att.)
Career: .875 (28-32), Chris O'Brien, 1984-85
 (min. 25 att.)

Most Consecutive Field Goals Made

Career: 18, Chris O'Brien, 1984-85



MARSHALL FAULK

SCORING/CAREER

Pl.	Player	Seasons	TD	FG	PAT1	PAT2	S/DXP	Points
1.	Donnel Pumphrey	2013-14-15-16	67	0-0	0-0	0-0	0	402
2.	Marshall Faulk	1991-92-93	62	0-0	0-0	1-2	0	376
3.	Andy Trakas	1989-90-91-92	0	56-82	170-178	0-0	0	338
4.	Rashaad Penny	2014-15-16-17	52	0-0	0-0	0-0	0	312
5.	Peter Holt	1993-94-95-96	0	48-72	158-169	0-0	0	302
6.	John Baron II	2016-17-18	0	50-60	135-137	0-0	0	285
7.	Garrett Palmer	2004-05-06-07	0	48-67	116-121	0-0	0	260
8.	Matt Araiza	2019-20-21	0	50-68	96-97	0-0	0	246
9.	Nate Tandberg	1997-98-99-00	0	46-80	101-104	0-0	0	239
10.	Ronnie Hillman	2010-11	38	0-0	0-0	0-0	0	228
11.	Adam Muema	2011-12-13	36	0-0	0-0	2-2	0	220
12.	Larry Ned	1998-99-00-01	36	0-0	0-0	0-0	0	216
13.	George Jones	1995-96	34	0-0	0-0	1-2	0	206
14.	Donny Hageman	2014-15	0	37-47	94-94	0-0	0	205
15.	Paul Hewitt	1987-88	34	0-0	0-0	0-0	0	204

	Jack Browning	2021-22	1	20-25	30-30	0-0	0	96

Scoring



■ Points

SEASON

Pl. Player, Season (How Scored)	Points
1. Rashaad Penny, 2017 (28 TD)	168
2. Marshall Faulk, 1993 (24 TD)	144
Paul Hewitt, 1987 (24 TD)	144
4. Marshall Faulk, 1991 (23 TD, 1 2XP)	140
5. George Jones, 1995 (23 TD)	138
6. Donnel Pumphrey, 2015 (20 TD)	120
Donnel Pumphrey, 2014 (20 TD)	120
Ronnie Hillman, 2011 (20 TD)	120
9. John Baron II, 2016 (56 XP, 21 FG)	119
10. Ronnie Hillman, 2010 (18 TD)	108
Tom Reynolds, 1969 (18 TD)	108
12. Andy Trakas, 1990 (53 XP, 18 FG)	107
13. Abelardo Perez, 2010 (54 XP, 17 FG)	105
14. Donnel Pumphrey, 2016 (17 TD)	102
Adam Muema, 2012 (17 TD)	102

■ Touchdowns

SEASON

Pl. Player, Season	TDs
1. Rashaad Penny, 2017	28
2. Marshall Faulk, 1993	24
Paul Hewitt, 1987	24
4. George Jones, 1995	23
Marshall Faulk, 1991	23
6. Donnel Pumphrey, 2015	20
Donnel Pumphrey, 2014	20
Ronnie Hillman, 2011	20
9. Ronnie Hillman, 2010	18
Tom Reynolds, 1969	18
11. Rashaad Penny, 2016	16
Jim Allison, 1964	16
13. Adam Muema, 2013	15
Larry Ned, 2001	15
Marshall Faulk, 1992	15

CAREER

Pl. Player, Seasons	TDs
1. Donnel Pumphrey, 2013-14-15-16	67
2. Marshall Faulk, 1991-92-93	62
3. Rashaad Penny, 2014-15-16-17	52
4. Ronnie Hillman, 2010-11	38
5. Adam Muema, 2011-12-13	36
Larry Ned, 1998-99-00-01	36
7. George Jones, 1995-96	34
Paul Hewitt, 1987-88	34
9. Juwan Washington, 2016-17-18-19	31
10. Will Blackwell, 1994-95-96	25
Darnay Scott, 1991-92-93	25
Casey Brown, 1982-83-84-85	25
Tom Reynolds, 1969-70-71	25
14. Vincent Brown, 2007-08-09-10	23
Chris Hardy, 1983-84-85-86	23

■ Kicking Points

SEASON

Pl. Player, Season (How Scored)	Points
1. John Baron II, 2016 (56 XP, 21 FG)	119
2. Donny Hageman, 2015 (57 XP, 17 FG)	108
3. Andy Trakas, 1990 (53 XP, 18 FG)	107
4. Abelardo Perez, 2010 (54 XP, 17 FG)	105
5. Peter Holt, 1993 (45 XP, 16 FG)	103
6. Matt Araiza, 2021 (45 XP, 18 FG)	99
7. Donny Hageman, 2014 (37 XP, 20 FG)	97
8. Matt Araiza, 2019 (28 XP, 22 FG)	94
9. Jack Browning, 2022 (30 XP, 20 FG)	90
Chris O'Brien, 1985 (39 XP, 17 FG)	90
11. John Baron II, 2017 (52 XP, 12 FG)	88
12. Peter Holt, 1996 (41 XP, 15 FG)	86

Andy Trakas, 1989 (38 XP, 16 FG)	86
14. Tommy Kirovski, 2002 (32 XP, 17 FG)	83
15. Chance Marden, 2012 (51 XP, 10 FG)	81
Garrett Palmer, 2005 (36 XP, 15 FG)	81

CAREER

Pl. Player, Seasons	Points
1. Andy Trakas, 1989-90-91-92	338
2. Peter Holt, 1993-94-95-96	302
3. John Baron II, 2016-17-18	285
4. Garrett Palmer, 2004-05-06-07	260
5. Matt Araiza, 2019-20-21	246
Nate Tandberg, 1997-98-99-00	246
7. Donny Hageman, 2014-15	205
8. Abelardo Perez, 2010-11	170
9. Chris O'Brien, 1984-85	146
10. Tommy Kirovski, 2001-02	133
Tyler Ackerson, 1987-88	133
12. Steve LaPlant, 1975-76	131
13. Benny Ricardo, 1973-74	125
14. Al Limahelu, 1969-70	118
15. Marco Morales, 1982-83	116
---	---
Jack Browning, 2021-22	90

■ PATs

SEASON

Pl. Player, Season	PAT
1. Al Limahelu, 1969	59
2. Donny Hageman, 2015	57
3. John Baron II, 2016	56
4. Abelardo Perez, 2010	54
5. Andy Trakas, 1990	53
6. John Baron II, 2017	52
7. Chance Marden, 2012	51
8. Abelardo Perez, 2011	47
9. Matt Araiza, 2021	45
Peter Holt, 1993	45
11. Al Limahelu, 1970	44
12. Peter Holt, 1996	41
13. Peter Holt, 1995	40
Andy Trakas, 1991	40
15. Andy Trakas, 1992	39
Chris O'Brien, 1985	39
Benny Ricardo, 1973	39

CAREER

Pl. Player, Seasons	PAT
1. Andy Trakas, 1989-90-91-92	170
2. Peter Holt, 1993-94-95-96	158
3. John Baron II, 2016-17-18	135
4. Garrett Palmer, 2004-05-06-07	116
5. Al Limahelu, 1969-70	103
6. Abelardo Perez, 2010-11	101
Nate Tandberg, 1997-98-99-00	101
8. Matt Araiza, 2019-20-21	96
9. Donny Hageman, 2014-15	94
10. Benny Ricardo, 1973-74	71
11. Chris O'Brien, 1984-85	62
12. Tyler Ackerson, 1987-88	58
13. Lane Yoshida, 2008-09	57
14. Tommy Kirovski, 2001-02	54
15. Chance Marden, 2012	52
---	---
Jack Browning, 2021-22	30

■ Annual Scoring Leaders

Year	Player	Cl.	NR	CR	TDs	1XP	2XP	FGs	Pts.	
1947	John Simcox	Jr.			7	0	0	0	42	
1948	Dick Simmons	Jr.			5	0	0	0	30	
1949	Jim Simmons	Jr.			9	0	0	0	54	
1950	Art Preston	Jr.			11	0	0	0	66	
1951	Art Preston	Sr.			14	0	0	0	84	
1952	Norm Nygaard	So.			9	0	0	0	54	
1953	Norm Nygaard	Jr.			12	0	0	0	72	
1954	Verne Dodds	Sr.			5	8	0	0	38	
1955	Braxton Pinkins	So.			2	0	0	0	12	
	Jim Pyles	So.			2	0	0	0	12	
	Hugh Simpson	Sr.			2	0	0	0	12	
	Al Canizales	Jr.			2	0	0	0	12	
1956	Harold Jackson	Jr.			7	0	0	0	42	
1957	Cecil McGehee	Jr.			3	0	0	0	18	
	Al Silva	So.			3	0	0	0	18	
1958	Bob Ball	So.			6	0	0	0	36	
1959	Dick Morris	Jr.			4	5	0	1	32	
1960	Dick Morris	Sr.			5	3	0	0	33	
1961	Wayne Sevier	Jr.			8	7	2	0	59	
1962	Kern Carson	Jr.		1	12	0	0	0	72	
1963	Kern Carson	Sr.		2	12	0	0	0	72	
1964	Jim Allison	Sr.		2	16	0	0	0	96	
1965	Gary Garrison	Sr.			14	0	0	0	84	
1966	Craig Scoggins	Sr.		1	8	19	0	2	73	
1967	Dick Wood	Jr.			0	32	0	4	44	
1968	Tom Nettles	Sr.			14	0	0	0	84	
1969	Tom Reynolds	Sr.		2	18	0	0	0	108	
1970	Ken Burrow	Sr.		2	12	0	1	0	74	
1971	Adam Victoria	Jr.		3	9	0	0	0	54	
1972	Dennis Haughan	Jr.		8	2	16	0	6	46	
1973	Keith Denson	Sr.		2	11	0	0	0	66	
1974	Benny Ricardo	Sr.		3	0	32	0	10	62	
1975	Steve LaPlant	Jr.	25	3	0	35	0	13	74	
1976	Steve LaPlant	Sr.			0	21	0	12	57	
1977	Ronnie Smith	Sr.			14	0	0	0	84	
1978	Steven Duncan	Sr.			0	23	0	15	68	
1979	Tony Allen	Sr.			10	0	0	0	60	
1980	Matt Kofler	Jr.			7	0	0	0	42	
1981	Dave Meyer	Jr.			0	31	0	7	52	
1982	Marco Morales	Jr.			0	34	0	14	76	
1983	Jim Sandusky	Sr.			8	0	0	0	48	
1984	Casey Brown	Jr.			10	0	0	0	60	
1985	Chris O'Brien	Sr.			0	39	0	17	90	
1986	Chris Hardy	Sr.			12	0	0	0	72	
1987	Paul Hewitt	Jr.			24	0	0	0	144	
1988	Tyler Ackerson	Sr.			0	20	0	14	62	
1989	Andy Trakas	Fr.			0	38	0	16	86	
1990	Andy Trakas	So.	5	1	0	53	0	18	107	
1991	Marshall Faulk	Fr.	1	1	23	0	1	0	140	
1992	Marshall Faulk	So.	3	1	15	0	1	0	92	
1993	Marshall Faulk	Jr.	2	1	24	0	0	0	144	
1994	Wayne Pittman	Sr.			13	0	0	0	78	
1995	George Jones	Jr.	2	1	23	0	0	0	138	
1996	Peter Holt	Sr.			0	41	0	15	86	
1997	Nate Tandberg	Fr.			0	28	0	13	67	
1998	Nate Tandberg	So.			0	24	0	8	48	
1999	Nate Tandberg	Jr.			4	0	31	0	13	70
2000	Nate Tandberg	Sr.			9	0	18	0	12	54
2001	Larry Ned	Sr.	26	4	15	0	0	0	90	
2002	J.R. Tolver	Sr.	78	6	14	0	2	0	86	
2003	J.C. Mejia	Sr.	87	7	0	20	0	18	74	
2004	Garrett Palmer	Fr.			7	0	26	0	12	62
2005	Garrett Palmer	So.			6	0	36	0	15	81
2006	Garrett Palmer	Jr.			0	20	0	8	44	
2007	Garrett Palmer	Sr.			10	0	34	0	13	73
2008	Lane Yoshida	Jr.			18	0	27	0	8	51
2009	Lane Yoshida	Sr.			11	0	30	0	10	60
2010	Ronnie Hillman	Fr.	32	1	18	0	0	0	0	108
2011	Ronnie Hillman	So.	16	1	20	0	0	0	0	120
2012	Adam Muema	So.	56	2	17	0	0	0	0	102
2013	Adam Muema	Jr.	75	10	15	0	2	0	94	
2014	Donnel Pumphrey	So.	17	2	20	0	0	0	0	120
2015	Donnel Pumphrey	Jr.	37	3	20	0	0	0	0	120
2016	John Baron II	So.	35	4	0	56	0	21	119	
2017	Rashaad Penny	Sr.	2	1	28	0	0	0	0	168
2018	John Baron II	Sr.	127	13	0	27	0	17	78	
2019	Matt Araiza	Fr.	76	5	0	18	0	22	94	
2020	Matt Araiza	So.	97	7	0	23	0	10	53	
2021	Matt Araiza	Jr.	75	8	0	45	0	18	99	
2022	Jack Browning	Sr.	75	6	0	30	0	20	90	

NR - national ranking in points per game. CR - conference ranking in points per game.

■ Single-Game Scoring Leaders

MOST POINTS

Pl.	Player	(Rk.) Opponent	TD	FG	1XP	2XP S/DX	Total
1.	Marshall Faulk	vs. Pacific, Sept. 14, 1991	7	0	0	1	44
2.	Tim Delaney	vs. New Mexico State, Nov. 15, 1969	6	0	0	0	36
3.	George Jones	at New Mexico*, Oct. 19, 1996	5	0	0	1	32
4.	George Jones	vs. Fresno State*, Oct. 14, 1995	5	0	0	0	30
	Marshall Faulk	at Hawaii*, Oct. 5, 1991	5	0	0	0	30
6.	Rashaad Penny	vs. Army (AFB), Dec. 23, 2017	4	0	0	0	24
	Rashaad Penny	vs. Nevada*, Nov. 18, 2017	4	0	0	0	24
	Donnel Pumphrey	vs. UNLV*, Sept. 27, 2014	4	0	0	0	24
	Adam Muema	at Wyoming*, Nov. 24, 2012	4	0	0	0	24
	Ronnie Hillman	vs. Fresno State, Dec. 3, 2011	4	0	0	0	24
	Ronnie Hillman	vs. Washington State, Sept. 17, 2011	4	0	0	0	24
	Ronnie Hillman	vs. Navy (PB), Dec. 2, 2010	4	0	0	0	24
	Ronnie Hillman	at New Mexico State, Sept. 11, 2010	4	0	0	0	24
	Larry Ned	vs. Wyoming*, Nov. 17, 2001	4	0	0	0	24
	Will Blackwell	at California, Sept. 14, 1996	4	0	0	0	24
	Marshall Faulk	at Hawaii*, Oct. 19, 1993	4	0	0	0	24
	Marshall Faulk	vs. (20) Hawaii*, Nov. 14, 1992	4	0	0	0	24
	Paul Hewitt	vs. Air Force*, Sept. 11, 1988	4	0	0	0	24
	Marv Owens	vs. Southern Mississippi, Oct. 10, 1970	4	0	0	0	24

MOST TOUCHDOWNS

Pl.	Player	(Rk.) Opponent	Rush	Rec	KOR	PR	Def	Total
1.	Marshall Faulk	vs. Pacific, Sept. 14, 1991	7	0	0	0	0	7
2.	Tim Delaney	vs. New Mexico State, Nov. 15, 1969	0	6	0	0	0	6
3.	George Jones	at New Mexico*, Oct. 19, 1996	5	0	0	0	0	5
	George Jones	vs. Fresno State*, Oct. 14, 1995	5	0	0	0	0	5
	Marshall Faulk	at Hawaii*, Oct. 5, 1991	5	0	0	0	0	5
6.	Rashaad Penny	vs. Army (AFB), Dec. 23, 2017	4	0	0	0	0	4
	Rashaad Penny	vs. Nevada*, Nov. 18, 2017	2	0	1	1	0	4
	Donnel Pumphrey	vs. UNLV*, Sept. 27, 2014	4	0	0	0	0	4
	Adam Muema	at Wyoming*, Nov. 24, 2012	4	0	0	0	0	4
	Ronnie Hillman	vs. Fresno State, Dec. 3, 2011	4	0	0	0	0	4
	Ronnie Hillman	vs. Washington State, Sept. 17, 2011	4	0	0	0	0	4
	Ronnie Hillman	vs. Navy (PB), Dec. 2, 2010	4	0	0	0	0	4
	Ronnie Hillman	at New Mexico State, Sept. 11, 2010	4	0	0	0	0	4
	Larry Ned	vs. Wyoming*, Nov. 17, 2001	4	0	0	0	0	4
	Will Blackwell	at California, Sept. 14, 1996	0	4	0	0	0	4
	Marshall Faulk	at Hawaii*, Oct. 19, 1993	4	0	0	0	0	4
	Marshall Faulk	vs. (20) Hawaii*, Nov. 14, 1992	4	0	0	0	0	4
	Paul Hewitt	vs. Air Force*, Sept. 11, 1988	4	0	0	0	0	4
	Marv Owens	vs. Southern Mississippi, Oct. 10, 1970	4	0	0	0	0	4

MOST PAT

Pl.	Player (Rk.)	(Rk.) Opponent, Date	PAT
1.	Al Limahelu	vs. New Mexico State, Nov. 15, 1969	10
2.	Andy Trakas	vs. Utah*, Nov. 3, 1990	9
3.	Peter Holt	vs. Hawaii*, Oct. 11, 1996	8
	Steve LaPlant	vs. Cal State Fullerton*, Oct. 4, 1975	8
	Dave Meyer	vs. UTEP*, Nov. 21, 1981	8
6.	John Baron II	at San José State*, Nov. 4, 2017	7
	John Baron II	vs. Hawaii*, Nov. 5, 2016	7
	Donny Hageman	at UNLV*, Nov. 21, 2015	7
	Wes Feer	vs. Buffalo (FIPB), Dec. 21, 2013	7
	Chance Marden	vs. Hawaii*, Oct. 6, 2012	7
	Chance Marden	vs. North Dakota, Sept. 15, 2012	7
	Abelardo Perez	vs. Cal Poly SLO, Sept. 3, 2011	7
	15 other occasions with		7

MOST FIELD GOALS MADE

Pl.	Player	(Rk.) Opponent, Date	Made	Missed	FGs
1.	John Baron II	at Utah State*, Oct. 28, 2016	4	0	4
	Wes Feer	vs. Eastern Illinois, Aug. 31, 2013	4	0	4
	J.C. Mejia	vs. Wyoming*, Oct. 25, 2003	4	1	4
	Tommy Kirovski	at Hawaii, Dec. 7, 2002	4	1	4
	Peter Holt	vs. Idaho, Sept. 7, 1996	4	0	4
	Peter Holt	vs. Minnesota, Sept. 25, 1993	4	1	4
	Marco Morales	vs. UNLV*, Sept. 25, 1982	4	0	4
	Steve LaPlant	at Oregon State, Sept. 13, 1975	4	0	4
	Benny Ricardo	at UTEP*, Sept. 28, 1974	4	2	4



■ PAT Percentage

SEASON

Pl.	Player, Season	Pct.	XP-A
1.	Donny Hageman, 2015	1.000	57-57
	Andy Trakas, 1990	1.000	53-53
	John Baron II, 2017	1.000	52-52
	Matt Araiza, 2021	1.000	45-45
	Andy Trakas, 1992	1.000	39-39
	Tyler Ackerson, 1989	1.000	38-38
	Donny Hageman, 2014	1.000	37-37
	Marco Morales, 1982	1.000	34-34
	Peter Holt, 1994	1.000	32-32
	Ed Corral, 1980	1.000	31-31
	Jack Browning, 2022	1.000	30-30
	Matt Araiza, 2019	1.000	28-28
	Nate Tandberg, 1997	1.000	28-28
	John Baron II, 2018	1.000	27-27
	Steve Duncan, 1978	1.000	23-23
	Steve LaPlant, 1976	1.000	21-21
	Garrett Palmer, 2006	1.000	20-20
	Nate Tandberg, 2000	1.000	18-18
	Steve Duncan, 1977	1.000	17-17
	Marco Morales, 1983	1.000	16-16

CAREER

Pl.	Player, Seasons	Pct.	XP-A
1.	Donny Hageman, 2014-15	1.000	94-94
	Marco Morales, 1982-83	1.000	50-50
	Steve Duncan, 1977-78	1.000	40-40
	Jack Browning, 2021-22	1.000	30-30
4.	Matt Araiza, 2019-20-21	.990	96-97
5.	John Baron II, 2016-17-18	.985	135-137
6.	Tyler Ackerson, 1987-88	.983	58-59
7.	Chance Marden, 2012	.981	51-52
8.	Nate Tandberg, 1997-98-99-00	.971	101-104
9.	Abelardo Perez, 2010-11	.962	101-105
10.	Garrett Palmer, 2004-05-06-07	.959	116-121
11.	Andy Trakas, 1989-90-91-92	.955	170-178
12.	Al Limahelu, 1969-70	.954	103-108
13.	Ed Corral, 1979-80	.950	38-40
14.	Chris O'Brien, 1984-85	.939	62-66
15.	Peter Holt, 1993-94-95-96	.935	158-169

■ Field Goals

SEASON

Pl.	Player, Season	FGs
1.	Matt Araiza, 2019	22
2.	John Baron II, 2016	21
3.	Jack Browning, 2022	20

Donny Hageman, 2014	20
5. Matt Araiza, 2021	18
J.C. Mejia, 2003	18
Andy Trakas, 1990	18
8. John Baron II, 2018	17
Donny Hageman, 2015	17
Abelardo Perez, 2010	17
Tommy Kirovski, 2002	17
Chris O'Brien, 1985	17
13. Peter Holt, 1993	16
Andy Trakas, 1989	16
15. Garrett Palmer, 2005	15
Peter Holt, 1996	15
Steve Duncan, 1978	15

CAREER

Pl.	Player, Seasons	FGs
1.	Andy Trakas, 1989-90-91-92	56
2.	Matt Araiza, 2019-20-21	50
	John Baron II, 2016-17-18	50
4.	Garrett Palmer, 2004-05-06-07	48
	Peter Holt, 1993-94-95-96	48
6.	Nate Tandberg, 1997-98-99-00	46
7.	Donny Hageman, 2014-15	37
8.	Chris O'Brien, 1984-85	28
9.	Tommy Kirovski, 2001-02	27
10.	Tyler Ackerson, 1987-88	25
	Steve LaPlant, 1975-76	25
12.	Abelardo Perez, 2010-11	23
	Marco Morales, 1982-83	22
14.	Jack Browning, 2021-22	20
15.	Lane Yoshida, 2008-09	18
	J.C. Mejia, 2003	18

■ Field-Goal Percentage

SEASON

(minimum 10 attempts)

Pl.	Player, Season	Pct.	FG-A
1.	John Baron II, 2016	.913	21-23
2.	Chris O'Brien, 1985	.895	17-19
3.	Garrett Palmer, 2005	.882	15-17
4.	Garrett Palmer, 2007	.867	13-15
5.	Matt Araiza, 2019	.846	22-26
	Chris O'Brien, 1984	.846	11-13
7.	Jack Browning, 2022	.800	20-25
	John Baron II, 2017	.800	12-15
	Donny Hageman, 2014	.800	20-25
10.	Peter Holt, 1996	.789	15-19
11.	John Baron II, 2018	.773	17-22

Scoring/Kickoffs



2023 SAN DIEGO STATE RECORD BOOK



MATT ARAIZA

Donny Hageman, 2015	.773	17-22
Abel Perez, 2010	.773	17-22
14. Tommy Kirovski, 2001	.769	10-13
15. Marco Morales, 1982	.737	14-19

CAREER

(minimum 25 attempts)

Pl. Player, Seasons	Pct.	FG-A
1. Chris O'Brien, 1984-85	.875	28-32
2. John Baron II, 2016-17-18	.833	50-60
3. Jack Browning, 2021-22	.800	20-25
4. Donny Hageman, 2014-15	.787	37-47
5. Matt Araiza, 2019-20-21	.735	50-68
6. Marco Morales, 1982-83	.733	22-30
7. Garrett Palmer, 2004-05-06-07	.716	48-67
8. Tyler Ackerson, 1987-88	.714	25-35
9. Steve Duncan, 1977-78	.690	20-29
10. Andy Trakas, 1989-90-91-92	.683	56-82
11. Tommy Kirovski, 2001-02	.675	27-40
12. Peter Holt, 1993-94-95-96	.667	48-72
13. Abelardo Perez, 2010-11	.662	23-37
14. Lane Yoshida, 2008-09	.621	18-29
J.C. Mejia, 2003	.621	18-29
Benny Ricardo, 1973-74	.621	18-29

■ Kickoffs

SEASON (SINCE 2005)

Pl. Player, Season	KO
1. John Baron II, 2016	94
2. Donny Hageman, 2015	86
Abelardo Perez, 2010	86
4. John Baron II, 2017	77
5. Matt Araiza, 2021	73

6. Abelardo Perez, 2011	70
7. Seamus McMorrow, 2012	68
8. Matt Araiza, 2019	65
9. John Baron II, 2018	62
10. Garrett Palmer, 2007	60
Michael Hughes, 2005	60
12. Jack Browning, 2022	59
13. Lane Yoshida, 2009	54
14. Seamus McMorrow, 2014	52
15. Lane Yoshida, 2008	50

CAREER (SINCE 2005)

Pl. Player, Seasons	KO
1. John Baron II, 2016-17-18	233
2. Matt Araiza, 2019-20-21	179
3. Seamus McMorrow, 2012-13-14	168
4. Abelardo Perez, 2010-11	156
5. Donny Hageman, 2014-15	105
6. Lane Yoshida, 2008-09	104
7. Garrett Palmer, 2006-07	97
8. Jack Browning, 2021-22	60
Michael Hughes, 2005	60
10. Wes Feer, 2012-13	26
11. Chance Marden, 2012	5
12. Bryan Shields, 2009	2

■ Kickoff Yards

SEASON (SINCE 2005)*

Pl. Player, Season	Yards
1. John Baron II, 2016	5,891
2. Abelardo Perez, 2010	5,797
3. Donny Hageman, 2015	5,407
4. John Baron II, 2017	4,843

5. Abelardo Perez, 2011	4,762
6. Matt Araiza, 2021	4,749
7. Seamus McMorrow, 2012	4,268
8. Matt Araiza, 2019	4,057
9. John Baron II, 2018	3,894
10. Jack Browning, 2022	3,784
11. Garrett Palmer, 2007	3,646
12. Michael Hughes, 2005	3,469
13. Lane Yoshida, 2009	3,394
14. Seamus McMorrow, 2014	3,273
15. Lane Yoshida, 2008	3,169

CAREER (SINCE 2005)*

Pl. Player, Seasons	Yards
1. John Baron II, 2016-17-18	14,628
2. Matt Araiza, 2019-20-21	11,466
3. Abelardo Perez, 2010-11	10,559
4. Seamus McMorrow, 2012-13-14	10,510
5. Donny Hageman, 2014-15	6,599
6. Lane Yoshida, 2008-09	6,563
7. Garrett Palmer, 2006-07	5,779
8. Jack Browning, 2021-22	3,846
9. Michael Hughes, 2005	3,469
10. Wes Feer, 2012-13	1,600
11. Chance Marden, 2012	252

■ Kickoff Average

SEASON (SINCE 2005)*

Pl. Player, Season (KO-KO Yds.)	Avg.
1. Abelardo Perez, 2011 (70-4,762)	68.03
2. Abelardo Perez, 2010 (86-5,797)	67.41
3. Matt Araiza, 2021 (73-4,749)	65.05
4. Matt Araiza, 2020 (41-2,637)	64.31
5. Jack Browning, 2022 (59-3,784)	64.14
6. Lane Yoshida, 2008 (50-3,169)	63.38
7. Wes Feer, 2013 (21-1,330)	63.33
8. Seamus McMorrow, 2014 (52-3,273)	62.94
9. John Baron II, 2017 (77-4,843)	62.90
10. Donny Hageman, 2015 (86-5,407)	62.87
11. Lane Yoshida, 2009 (54-3,394)	62.85
12. John Baron II, 2018 (62-3,894)	62.81
13. Seamus McMorrow, 2012 (68-4,268)	62.76
14. Donny Hageman, 2014 (19-1,192)	62.74
15. John Baron II, 2016 (94-5,891)	62.67

CAREER (SINCE 2005)*

Pl. Player, Seasons (KO-KO Yds.)	Avg.
1. Abelardo Perez, 2010-11 (156-10,559)	67.69
2. Jack Browning, 2021-22 (60-3,846)	64.10
3. Matt Araiza, 2019-20-21 (179-11,466)	64.06
4. Lane Yoshida, 2008-09 (104-6,563)	63.11
5. Donny Hageman, 2014-15 (105-6,599)	62.85
7. John Baron II, 2016-17-18 (233-14,628)	62.78
7. Seamus McMorrow, 2012-13-14 (168-10,510)	62.56
8. Wes Feer, 2012-13 (26-1,600)	61.54
9. Garrett Palmer, 2006-07 (97-5,779)	59.58
10. Michael Hughes, 2005 (60-3,469)	57.82
11. Chance Marden, 2012 (5-252)	50.40

■ Touchbacks

SEASON (SINCE 2005)*

Pl. Player, Season	TB
1. Matt Araiza, 2021	62
2. Matt Araiza, 2019	51
3. John Baron II, 2018	45
4. Jack Browning, 2022	37
5. John Baron II, 2017	33
John Baron II, 2016	33
Seamus McMorrow, 2012	33
8. Matt Araiza, 2020	28
Abelardo Perez, 2010	28
10. Donny Hageman, 2015	24
Abelardo Perez, 2011	24

12. Seamus McMorrow, 2013	18
13. Seamus McMorrow, 2014	13
14. Michael Hughes, 2005	10
15. Wes Feer, 2013	9

CAREER (SINCE 2005)*

Pl. Player, Seasons	TB
1. Matt Araiza, 2019-20-21	141
2. John Baron II, 2016-17-18	111
3. Seamus McMorrow, 2012-13-14	64
4. Abelardo Perez, 2010-11	52
5. Jack Browning, 2021-22	37
6. Donny Hageman, 2014-15	29
7. Garrett Palmer, 2006-07	11
8. Michael Hughes, 2005	10
9. Wes Feer, 2013	9
10. Lane Yoshida, 2008-09	4

■ Touchback Pct.

SEASON (SINCE 2005)*

Pl. Player, Season (TB/KO)	Pct.
1. Matt Araiza, 2021 (62/73)	84.93
2. Matt Araiza, 2019 (51/65)	78.46
3. John Baron II, 2018 (45/62)	72.58
4. Matt Araiza, 2020 (28/41)	68.29
5. Jack Browning, 2022 (37/59)	62.71
6. Seamus McMorrow, 2012 (33/68)	48.53
7. John Baron II, 2017 (33/77)	42.86
Wes Feer, 2013 (9/21)	42.86
9. Seamus McMorrow, 2013 (18/48)	37.50
10. John Baron II, 2016 (33/94)	35.11
11. Abelardo Perez, 2011 (24/70)	34.29
12. Abelardo Perez, 2010 (28/86)	32.56
13. Donny Hageman, 2015 (24/86)	27.91
14. Donny Hageman, 2016 (5/19)	26.32
15. Seamus McMorrow, 2014 (13/52)	25.00

CAREER (SINCE 2005)*

Pl. Player, Seasons (TB/KO)	Pct.
1. Matt Araiza, 2019-20-21 (141/179)	78.77
2. Jack Browning, 2021-22 (37/60)	61.67
3. John Baron II, 2016-17-18 (111/233)	47.64
4. Seamus McMorrow, 2012-13-14 (64/168)	38.10
5. Wes Feer, 2012-13 (9/26)	34.62
6. Abelardo Perez, 2010-11 (52/156)	33.33
7. Donny Hageman, 2014-15 (29/105)	27.62
8. Michael Hughes, 2005 (10/60)	16.67
9. Garrett Palmer, 2006-07 (11/97)	11.34
10. Lane Yoshida, 2008-09 (4/104)	3.85

* The starting kickoff location was the 30-yard line from 2007-11 and the 35-yard line all other mentioned years



Bold indicates set by a current Aztec
 * - Indicates conference game

■ Team Records

Fewest Points Allowed

Game: 0, many times, most recent:
 vs. Weber State, 8/31/19
Season: 16, in 1937 (7-1)
DI Era: 123, in 1970 (9-2)

Most Points Allowed

Game: 70, at New Mexico*, 11/18/08
Season: 446, in 2008 (2-10)

Fewest Points Allowed Per Game

Season: 2.0, in 1937 (7-1)
DI Era: 11.2, in 1970 (9-2)

Most Points Allowed Per Game

Season: 37.2, in 2008 (2-10)

Fewest Total Plays Allowed

Game: 41, at Wyoming*, 11/4/06
Season: 524, in 1954 (5-4)
DI Era: 520, in 2020 (4-4)

Most Total Plays Allowed

Game: 111, vs. TCU*, 11/24/07
Season: 1,003, in 2002 (4-9)

Fewest Total Off. Yards Allowed

Game: 55, vs. Cal Western, 11/27/65
Season: 1,964, in 1965 (8-2)
DI Era: 2,263, in 1970 (9-2)

Most Total Offense Yards Allowed

Game: 767, vs. Brigham Young*, 11/16/91
Season: 5,978, in 2007 (4-8)

Fewest Total Off. Per Game Allowed

Season: 255.5, in 1975 (8-3)

Most Total Off. Per Game Allowed

Season: 498.2, in 2007 (4-8)

Fewest First Downs Allowed

Game: 5, vs. Weber State, 8/31/19
Season: 86, in 1953 (5-3-1)

Most First Downs Allowed

Game: 39, vs. TCU*, 11/24/07
Season: 322, in 2007 (4-8)

Fewest Rushing Attempts Allowed

Game: 15, vs. Nevada, 11/13/21
Season: 323, in 1963 (7-2)

Most Rushing Attempts Allowed

Game: 87, vs. Army (AFB), 12/23/17
Season: 1,964, in 1965 (8-2)
DI Era: 639, in 1983 (2-9-1)

Fewest Rushing Yards Allowed

Game: -95, vs. Cal Western, 10/27/65
Season: 510, in 1965 (8-2)

Most Rushing Yards Allowed

Game: 539, at Air Force*, 9/2/89
Season: 3,323, in 1983 (2-9-1)

Fewest Rushing TDs Allowed

Game: 0, many times, most recent:
 vs. Middle Tennessee (Hawaii Bowl),
 12/24/22
Season: 4, in 1967 (10-1) and 1965 (8-2)

Most Rushing TDs Allowed

Game: 8, at New Mexico*, 10/18/08 and
 at Air Force*, 11/17/07
Season: 36, in 1987 (5-7)

Most Quarterback Sacks (Since 1982)

Game: 9, vs. New Mexico*, 10/12/91 and
 at Hawaii*, 10/31/87
Season: 42, in 1991

Fewest Quarterback Sacks (Since 1982)

Game: 0, many times, most recent:
 vs. Hawaii*, 10/8/22
Season: 13, in 2008

Fewest Passing Attempts Allowed

Game: 3, vs. Air Force*, 11/26/22, vs. Air
 Force*, 10/25/86
Season: 125, in 1958 (3-5)

Most Passing Attempts Allowed

Game: 72, vs. California, 9/10/16
Season: 488, in 2013 (8-5)

Fewest Passing Completions Allowed

Game: 1, five times, most recent:
 vs. Air Force*, 11/26/22
Season: 47, in 1953 (5-3-1)

Most Passing Completions Allowed

Game: 42, at Fresno State*, 9/29/12 and
 vs. Portland State, 9/22/07
Season: 285, in 1995 (8-4)

Fewest Passing Yards Allowed

Game: 2, vs. Utah State, 11/30/74
Season: 657, in 1953 (5-3-1)

Most Passing Yards Allowed

Game: 599, vs. Brigham Young*, 11/16/91
Season: 3,643, in 1991 (8-4-1)

Fewest Passing TDs Allowed

Game: 0, many times, most recent:
 vs. Air Force*, 11/26/22
Season: 4, three times, most recent: 1976 (10-1)

Most Passing TDs Allowed

Game: 6, at Idaho, 9/21/02 and
 vs. Brigham Young, 11/16/91
Season: 31, in 2002 (4-9)

Most Interceptions

Game: 7, vs. UC Santa Barbara*, 11/22/51
Season: 36, in 1969 (11-0)

Most Interceptions Returned For TDs

Game: 2, three times, most recent:
 vs. Hawaii*, 11/5/16
Season: 5, in 2016 (11-3)

DIVISION I ERA BESTS

FEWEST TOTAL OFFENSE YARDS ALLOWED

Pl. (Rk.)	Opponent, Date	Yards
1.	at North Texas, Sept. 19, 1970	59
2.	San José State*, Oct. 17, 1970	88
3.	Fresno State*, Oct. 3, 2015	89
4.	UNLV*, Oct. 8, 2016	122
5.	at Fresno State*, Oct. 11, 1975	124
6.	Cal State L.A.*, Sept. 27, 1969	125
7.	Cal State L.A.*, Sept. 26, 1970	126
8.	at Long Beach State, Nov. 20, 1976	135
9.	Fresno State*, Nov. 7, 1998	136
10.	New Hampshire, Sept. 3, 2016	141
11.	at New Mexico*, Nov. 3, 2018	142

12.	at San José State*, Oct. 17, 2015	148
13.	at Oregon State, Sept. 13, 1975	152
14.	Weber State, Aug. 31, 2019	154
15.	Pacific*, Oct. 9, 1971	158

FEWEST RUSHING YARDS ALLOWED

Pl. (Rk.)	Opponent, Date	Yards
1.	vs. Middle Tennessee, Dec. 24, 2022	-66
2.	Cal State L.A.*, Sept. 27, 1969	-44
3.	at Brigham Young*, Sept. 16, 1995	-16
4.	at San José State*, Oct. 4, 1969	-8
5.	at North Texas, Sept. 19, 1970	-6
6.	at Brigham Young*, Nov. 11, 1978	-5
7.	at Fresno State*, Oct. 29, 2022	-3
8.	at Kansas, Sept. 25, 1999	0
9.	Hawaii*, Nov. 22, 1986	1
10.	at California, Sept. 18, 1982	2
	San José State*, Oct. 17, 1970	2
12.	Fresno State*, Oct. 31, 1970	4
13.	Nevada*, Nov. 13, 2021	8
	North Texas, Nov. 24, 1973	8
	UTEP*, Nov. 24, 1990	8

FEWEST PASSING YARDS ALLOWED

Pl. (Rk.)	Opponent, Date	Yards
1.	Utah State, Nov. 30, 1974	2
2.	Cal State L.A.*, Sept. 26, 1970	5
3.	vs. Army (AFB), Dec. 23, 2017	6
	at Colorado State*, Oct. 20, 1979	6
5.	UNLV*, Oct. 8, 2016	9
6.	at (19) Iowa State, Sept. 16, 1978	11
7.	Air Force*, Nov. 26, 2022	14
8.	Navy (PB), Dec. 23, 2014	17
9.	at Air Force*, Sept. 29, 1990	21
10.	Air Force*, Oct. 25, 1986	24
	(18) Air Force*, Dec. 3, 1983	24
	Pacific*, Nov. 11, 1972	24
13.	West Texas State, Nov. 4, 1972	27
14.	Long Beach State*, Nov. 20, 1970	29
15.	Long Beach State*, Nov. 13, 1971	32

MWCC - Mountain West Championship game; HB - Hawaii Bowl; LVB - Las Vegas Bowl; PB - Poinsettia Bowl

SINGLE SEASON BESTS

Total Points Per Gm.	Rushing Yards Per Gm.
1. 7.1, in 1964 (8-2)	1. 51.0, in 1965 (8-2)
2. 8.7, in 1965 (8-2)	2. 61.7, in 1964 (8-2)
3. 9.8, in 1966 (11-0)	3. 74.7, in 1966 (11-0)
4. 11.2, in 1970 (9-2)	4. 75.4, in 2019 (10-3)
5. 11.4, in 1976 (10-1)	5. 80.0, in 1967 (10-1)
6. 11.7, in 1973 (9-1-1)	6. 80.3, in 2021 (12-2)
7. 12.0, in 1951 (10-0-1)	7. 98.2, in 2020 (4-4)
8. 12.7, in 2019 (10-3)	8. 100.1, in 1968 (9-0-1)
9. 12.9, in 1967 (10-1)	9. 103.8, in 2018 (7-6)
10. 13.0, in 1972 (10-1)	10. 105.7, in 2016 (11-3)

Total Offense Per Gm.	Passing Yards Per Gm.
1. 169.4, in 1965 (8-2)	1. 72.7, in 1953 (5-3-1)
2. 189.6, in 1953 (5-3-1)	2. 88.0, in 1954 (5-4)
3. 192.6, in 1964 (8-2)	3. 89.9, in 1951 (10-0-1)
4. 205.7, in 1970 (9-2)	4. 95.0, in 1962 (8-2)
5. 220.9, in 1966 (11-0)	5. 96.5, in 1970 (9-2)
6. 235.3, in 1962 (8-2)	6. 107.6, in 1958 (1-6-1)
7. 239.6, in 1951 (10-0-1)	7. 108.2, in 1961 (7-2-1)
8. 240.4, in 1954 (5-4)	8. 111.6, in 1976 (10-1)
9. 244.6, in 1963 (7-2)	9. 117.4, in 1950 (5-3-1)
10. 253.5, in 1967 (10-1)	10. 118.8, in 1955 (2-8)

Interceptions

Interceptions	Interception Ret. Yards
1. 36, in 1969 (11-0)	1. 391, in 1973 (9-1-1)
2. 32, in 1951 (10-0-1)	2. 368, in 1995 (8-4)
3. 31, in 1973 (9-1-1)	3. 364, in 2016 (11-3)
4. 26, in 2016 (11-3)	4. 342, in 1980 (4-8)
26, in 1995 (8-4)	5. 306, in 2005 (5-7)
26, in 1968 (9-0-1)	6. 308, in 2015 (11-3)
7. 24, in 1954 (5-4)	7. 301, in 1974 (8-2-1)
8. 23, in 2015 (11-3)	8. 297, in 1986 (8-4)
23, in 1964 (8-2)	9. 288, in 1979 (8-3)
23, in 1962 (8-2)	10. 271, in 1977 (10-1)
11. 22, in 1979 (8-3)	11. 268, in 1982 (7-5)
22, in 1977 (10-1)	

INT. Returned For TDs

1. 5, in 2016 (11-3)
2. 4, in 2015 (11-3)
3. 3, in 2012 (9-4)
3, in 2005 (5-7)
3, in 1979 (8-3)
3, in 1979 (9-2)
7. 2, in 2022 (12-2)
2, in 2020 (4-4)
2, in 2008 (2-10)
2, in 2007 (4-8)
2, in 2004 (4-7)
2, in 2002 (4-9)
2, in 2000 (3-8)
2, in 1999 (5-6)
2, in 1996 (8-3)
2, in 1984 (4-7-1)
2, in 1975 (8-3)
2, in 1969 (11-0)

■ Individual Records

Most Total Tackles

Game: 22, Russell Allen at Utah, 10/13/07
Season: 198, Rick Carusa, 1980
Career: 407, Whip Walton, 1974-75-76-77

Most Unassisted Tackles

Game: 17, Matt McCoy at Michigan, 9/18/04
 (since 1972)
Season: 108, Rick Carusa, 1980 (since 1979)
Career: 241, Kirk Morrison, 2001-02-03-04
 (since 1979)

Most Assisted Tackles

Game: 17, three times, most recent: Jack Eaton
 at Utah*, 9/17/83 (since 1972)
Season: 93, Alan Dale, 1981 (since 1979)
Career: 161, Russell Allen, 2005-06-07-08
 (since 1979)

Most Tackles For Loss

Game: 6, Michael Duran at Utah*, 10/23/99
Season: 33, Kabeer Gbaja-Biamila, 1998
Career: 67.0, Kabeer Gbaja-Biamila, 1996-97-98-99

Most Sacks

Game: 5.0, Mike Douglass at UTEP, 10/30/76
Season: 21.0, Mike Douglass, 1976
Career: 33.0, Kabeer Gbaja-Biamila, 1996-97-98-99

Most Interceptions

Game: 4, Dick Adair vs. New Mexico State, 10/15/49
Season: 12, Ed Ricketts, 1951
Career: 17, Damontae Kazee, 2013-14-15-16

Most Interception Return Yardage

Game: 146, Ricky Parker at Oklahoma, 9/9/95
Season: 223, Tony Nixon, 1984
Career: 313, Ricky Parker, 1993-94-95-96



■ Single-Game Defensive Leaders

MOST TACKLES

Pl.	Player	(Rk.) Opponent, Date	Tackles
1.	Russell Allen	at Utah*, Oct. 13, 2007	22
2.	Corey Boudreaux	vs. Air Force*, Oct. 11, 2008	21
	Alan Dale	vs. (12) Iowa State, Oct. 10, 1981	21
	Ty Youngs	vs. Iowa State, Nov. 27, 1971	21
5.	Lee Brannon	vs. Hawai'i*, Oct. 15, 1988	20
	Whip Walton	vs. Tulsa, Oct. 29, 1977	20
7.	Heath Farwell	at Air Force*, Nov. 13, 2004	19
	Kirk Morrison	at Air Force*, Nov. 13, 2004	19
	Lyndon Earley	at Utah*, Oct. 29, 1988	19
	Jack Eaton	at Utah*, Sept. 17, 1983	19
	Scott Carter	at Miami, Nov. 18, 1978	19
	Scott Carter	at UTEP*, Sept. 23, 1978	19

MOST TACKLES/TWO PLAYERS COMBINED

Pl.	Player	(Rk.) Opponent, Date	Tackles
1.	Corey Boudreaux (21), Andrew Preston (18)	vs. Air Force*, Oct. 11, 2008	39
2.	Heath Farwell (19), Kirk Morrison (19)	vs. Air Force*, Nov. 13, 2004	38
	Ty Youngs (21), Bill Ferguson (17)	vs. Iowa State, Nov. 27, 1971	38
4.	Russell Allen (22), Ray Bass (14)	at Utah, Oct. 13, 2007	36
5.	Bobby Henderson (18), Joe Amaral (16)	vs. Kent State, Sept. 30, 1973	34

MOST UNASSISTED TACKLES

since 1972

Pl.	Player	(Rk.) Opponent, Date	Tackles
1.	Matt McCoy	at (17) Michigan, Sept. 18, 2004	17
2.	Andy Osborne	at Hawai'i*, Oct. 25, 1997	15
3.	Corey Boudreaux	vs. Air Force*, Oct. 11, 2008	14
	Rico Curtis	vs. Air Force*, Oct. 2, 1999	14
5.	Nat Berhe	at Nevada*, Oct. 20, 2012	13
	Robert Griffith	at UCLA, Oct. 13, 1990	13
	Mark Sims	vs. Bowling Green, Nov. 23, 1974	13
	Ken Jackson	vs. Pacific*, Nov. 11, 1972	13
9.	Andrew Preston	vs. Air Force*, Oct. 11, 2008	12
	Jomar Butler	at Brigham Young*, Oct. 21, 2000	12
	Jason Moore	at Colorado State*, Oct. 26, 1996	12
	Darrell Lewis	vs. Air Force*, Oct. 24, 1992	12
	Todd Richards	vs. Oregon, Oct. 26, 1985	12

MOST ASSISTED TACKLES

(since 1979)

Pl.	Player (Rk.)	(Rk.) Opponent, Date	Tackles
1.	Jack Eaton	at Utah*, Sept. 17, 1983	17
	Bill Fairbrother	at Oklahoma State, Sept. 26, 1981	17
	Travis Hitt	vs. New Mexico, Nov. 27, 1976	17
4.	Bill Fairbrother	vs. Hawai'i*, Oct. 24, 1981	16
	Scott Carter	at UTEP*, Sept. 23, 1978	16
6.	Alan Dale	vs. (12) Iowa State, Oct. 10, 1981	15
	Whip Walton	vs. Brigham Young, Oct. 2, 1976	15
8.	Whip Walton	vs. UNLV, Oct. 22, 1977	14
9.	Lee Brannon	vs. Hawai'i*, Oct. 15, 1988	13
	nine other occasions with		13

MOST TACKLES FOR LOSS

(since 1979)

Pl.	Player	(Rk.) Opponent, Date	TFL
1.	Michael Duran	at Utah*, Oct. 23, 1999	6.0
2.	Joseph Tuipala	at Hawai'i*, Nov. 18, 1995	5.0
3.	Russell Allen	at San José State, Sept. 13, 2008	4.5
	Siaosi Fifita	vs. Wyoming*, Nov. 3, 2007	4.5
5.	Keshawn Banks	vs. Middle Tennessee, Dec. 24, 2022	4.0
	Jay Henderson	vs. Northern Illinois, Sept. 30, 2017	4.0
	Calvin Munson	at San José State*, Oct. 17, 2015	4.0
	Miles Burris	vs. Colorado State*, Nov. 6, 2010	4.0
	B.J. Williams	at (17) Brigham Young, Nov. 8, 2008	4.0
	Andy Osborne	at Fresno State*, Nov. 15, 1997	4.0
	Kabeer Gbaja-Biamila	at Wyoming*, Nov. 1, 1997	4.0
	Lou Foster	vs UTEP*, Nov. 24, 1990	4.0
	Ron Spears	vs. UNLV*, Oct. 11, 1980	4.0

MOST SACKS

(since 1976)

Pl.	Player	(Rk.) Opponent, Date	Sacks
1.	Mike Douglass	at UTEP, Oct. 30, 1976	5.0
2.	Andy Coviello	vs. New Mexico*, Oct. 12, 1991	4.5
3.	Kyle Kelley	vs. Cincinnati, Dec. 24, 2015 (HB)	3.5
	Levi Esene	vs. Brigham Young*, Nov. 29, 1986	3.5
5.	Jonah Tavai	vs. San José State, Nov. 12, 2022	3.0
	Cameron Thomas	vs. Nevada*, Nov. 13, 2021	3.0
	Jay Henderson	vs. Northern Illinois, Sept. 30, 2017	3.0
	Calvin Munson	at San José State*, Oct. 17, 2015	3.0
	Heath Farwell	vs. Nevada, Sept. 25, 2004	3.0
	Blake Lobel	at (17) Michigan, Sept. 18, 2004	3.0
	Kabeer Gbaja-Biamila	vs. Southern Florida, Sept. 4, 1999	3.0
	Kabeer Gbaja-Biamila	vs. UNLV*, Oct. 18, 1997	3.0
	Andy Coviello	vs. Wyoming*, Nov. 2, 1991	3.0
	Eric Duncan	vs. (20) Brigham Young*, Nov. 5, 1988	3.0
	Brett Faryniarz	vs. Colorado State*, Nov. 14, 1987	3.0
	Brett Faryniarz	at Hawai'i*, Oct. 31, 1987	3.0
	James Johnson	at UTEP*, Sept. 24, 1983	3.0

MOST PASSES DEFLECTED/PBU

(since 1979)

Pl.	Player	(Rk.) Opponent, Date	PD
1.	Darrell Lewis	at Hawai'i*, Oct. 9, 1993	8
2.	J.J. Whittaker	vs. Nevada*, Oct. 4, 2013	5
3.	Mike Fox	vs. Oklahoma State, Nov. 27, 1982	5
	Mike Fox	vs. (12) Iowa State, Oct. 10, 1981	5
5.	Noah Tumblin	vs. New Mexico State, Sept. 4, 2021	4
	10 other occasions with		4

MOST FORCED FUMBLES

Pl.	Player	(Rk.) Opponent, Date	FF
1.	Darren Hall	at New Mexico State, Sept. 14, 2019	2
	12 other occasions with		2

MOST FUMBLE RECOVERIES

(since 1972)

Pl.	Player	(Rk.) Opponent, Date	FR
1.	Kirk Morrison	at New Mexico*, Nov. 9, 2002	2
	Brad Hicks	vs. New Mexico*, Nov. 17, 1984	2
	Gary Nobles	vs. Long Beach State, Oct. 23, 1982	2
	Terrell Ward	at New Mexico*, Oct. 6, 1979	2
	Kevin Feeney	vs. Arkansas State, Sept. 12, 1976	2
	Rance Olison	vs. (13) Houston, Oct. 6, 1973	2

MOST INTERCEPTIONS

Pl.	Player	(Rk.) Opponent, Date	Int.
1.	Dick Adair	vs New Mexico State, Oct. 15, 1949	4
2.	Luq Barcoo	at Colorado State*, Oct. 5, 2019	3
	Damontae Kazee	vs. San Diego, Sept. 5, 2015	3
	Ed Ricketts	vs. Marines, Oct. 13, 1951	3
5.	Patrick McMorris	vs. Boise State*, Nov. 26, 2021	2
	Luq Barcoo	vs. Fresno State*, Nov. 15, 2019	2
	36 other occasions with		2


MOST INTERCEPTION RETURN YARDAGE

(since 1969)

Pl.	Player	(Rk.) Opponent, Date	Yards
1.	Ricky Parker	at Oklahoma, Sept. 9, 1995	146
2.	Harold Hicks	vs. Hawai'i*, Nov. 22, 1986	133
3.	Dave Croudip	vs. Long Beach State, Oct. 23, 1982	100
4.	Terrell Ward	at New Mexico*, Oct. 6, 1979	98
5.	Tory Nixon	at Air Force*, Sept. 1, 1984	97

MOST INTERCEPTIONS RETURNED FOR A TOUCHDOWN

Pl.	Player	(Rk.) Opponent, Date	TDs
1.	Calvin Munson	vs. San Diego, Sept. 5, 2015	2
2.	Andrew Aleki	at UNLV*, Nov. 19, 2021	1
	Andrew Aleki	vs. New Mexico State, Sept. 4, 2021	1
	Darren Hall	at Colorado, Nov. 28, 2020	1
	Segun Olubi	vs. Hawai'i, Nov. 14, 2020	1
	Tariq Thompson	vs. Northern Illinois, Sept. 30, 2017	1
	55 other occasions with		1



WHIP WALTON

Most Interceptions Returned For TDs
Game: 2, Calvin Munson vs. USD, Sept. 5, 2015
Season: 2, Andrew Alexi, 2021, Ron Smith, 2016, Calvin Munson, 2015 and Leon McFadden, 2012
Career: 3, Calvin Munson, 2013-14-15-16 and Ricky Parker, 1993-94-95-96

Most Passes Defended
Game: 8, Darrell Lewis at Hawaii*, 10/9/93
Season: 22, Marlon Andrews, 1990
Career: 39, Leon McFadden, 2009-10-11-12

Most Forced Fumbles (since 1980)
Game: 2, 14 times, most recent: Segun Olubi vs. New Mexico State, 9/4/21
Season: 6, Kevin Mitchell, 1980
Career: 11, Robert Griffith, 1990-91-92

Most Fumble Recoveries (since 1972)
Game: 2, seven times, most recent: Kirk Morrison at New Mexico*, 11/9/02
Season: 6, Kevin Mitchell, 1980
Career: 10, Kirk Morrison, 2001-02-03-04

■ Tackles

SEASON

(since 1972)

Pl. Player, Season	Tackles
1. Rick Carusa, 1980	198
2. Whip Walton, 1976	184
3. Whip Walton, 1977	171
4. Bobby Henderson, 1974	165
5. Bobby Henderson, 1973	158
6. Travis Hitt, 1975	153
7. Damon Pieri, 1991	143
8. Alan Dale, 1981	140
9. Scott Carter, 1978	139
10. Andy Osborne, 1997	137
11. Scott Carter, 1978	132
12. Lou Foster, 1991	131

13. Kyahva Tezino, 2018	127
14. Matt McCoy, 2003	125
Todd Richards, 1985	125

SEASON/SENIOR

(since 1978)

Pl. Player, Season	Tackles
1. Rick Carusa, 1980	198
2. Andy Osborne, 1997	137
3. Lou Foster, 1991	131
4. Todd Richards, 1985	125
5. John Wesselman, 1989	124
Randy Kirk, 1986	124

SEASON/JUNIOR

(since 1978)

Pl. Player, Season	Tackles
1. Damon Pieri, 1991	143
2. Alan Dale, 1981	140
3. Kyahva Tezino, 2018	127
4. Russell Allen, 2007	119
5. Kirk Morrison, 2003	115

SEASON/SOPHOMORE

(since 1978)

Pl. Player, Season	Tackles
1. Matt McCoy, 2003	125
2. Rico Curtis, 1997	112
3. Craigus Thompson, 1994	101
4. Jason Moore, 1995	99
5. Ricky Parker, 1994	97

SEASON/FRESHMAN

(since 1979)

Pl. Player, Season	Tackles
1. Morey Paul, 1987	98
2. Joseph Tuipala, 1995	90
3. Larry Maxey, 1989	76
4. Andrew Preston, 2007	72
5. Rico Curtis, 1996	70
Kevin Richey, 1979	70

■ Annual Total Tackle Leaders

Year	Player	Cl.	NR	CR	UA	AT	Total	TFL	Sacks
1972	Bill Ferguson	Sr.			56	34	90	n/a	n/a
1973	Bobby Henderson	Jr.			88	70	158	n/a	0
1974	Bobby Henderson	Sr.			98	67	165	n/a	0
1975	Travis Hitt	Jr.			69	84	153	n/a	0
1976	Whip Walton	Jr.			82	102	184	n/a	0
1977	Whip Walton	Sr.			97	74	171	n/a	2
1978	Scott Carter	Sr.			71	68	139	n/a	1
1979	Terrell Ward	Sr.			45	50	95	1	0
1980	Rick Carusa	Sr.			108	90	198	7	n/a
1981	Alan Dale	Jr.			47	93	140	3	0.5
1982	Mike Fox	Sr.			54	35	89	4	2
1983	Thomas Carter	Sr.			51	36	87	9	6
1984	Herb Bohn	Sr.			45	42	87	8	2
1985	Todd Richards	Sr.			49	76	125	2	0
1986	Randy Kirk	Sr.			41	83	124	3	1
1987	Brett Faryniarz	Sr.			49	57	106	3	13
1988	Lyndon Earley	Jr.			55	54	109	0	0
1989	John Wesselman	Sr.			90	34	124	12	1
1990	Lou Foster	Jr.			52	32	84	8	0
1991	Damon Pieri	Jr.			95	48	143	3	0
1992	Darrell Lewis	Jr.			67	46	113	0	0
1993	Darrell Lewis	Sr.			67	42	109	4	0
1994	Craigus Thompson	So.			58	43	101	2	2
1995	Craigus Thompson	Jr.			46	53	99	10	0
1996	Jason Moore	Jr.			53	39	92	0	0
1997	Andy Osborne	Sr.			68	69	137	14	4
1998	Rico Curtis	Jr.			52	37	89	3	0
1999	Joey Mayo	Sr.			51	38	89	7	0
2000	Jomar Butler	Jr.			89	23	112	9	2
2001	Will Demps	Sr.			59	33	92	9	0
2002	Kirk Morrison	So.			60	37	97	9	3
2003	Matt McCoy	So.			75	50	125	13	4
2004	Kirk Morrison	Sr.			72	43	115	9	0
2005	Freddy Keiaho	Sr.			68	45	113	11.5	1
2006	Joe Martin	Sr.			58	51	109	7.5	3
2007	Russell Allen	Jr.	33	2	71	48	119	5.5	1
2008	Russell Allen	Sr.	32	4	63	44	107	9.5	2.5
2009	Jerry Milling	Sr.		15	44	31	75	9.5	1.5
2010	Miles Burris	Jr.		21	54	26	80	20.0	9.5
2011	Miles Burris	Sr.		15	46	32	78	19.5	8.0
2012	Nat Berhe	Jr.		10	68	26	94	2.0	0.0
2013	Nat Berhe	Sr.		16	60	39	99	5.5	1.0
2014	Josh Gavert	Sr.		19	54	35	89	4.5	1.0
2015	Calvin Munson	Jr.			45	53	98	15.0	9.5
2016	Calvin Munson	Sr.	68	10	57	59	116	11.0	4.5
2017	Ronley Lakalaka	Jr.		20	44	38	82	5.5	3.0
2018	Kyahva Tezino	Jr.	26	4	70	57	127	14.5	8.5
2019	Kyahva Tezino	Sr.	83	10	43	56	99	10.5	3.5
2020	Tariq Thompson	Sr.			25	16	41	1.5	0.0
2021	Patrick McMorris	Jr.		18	53	37	90	2.0	0.0
2022	Michael Shawcroft	Sr.		13	50	35	85	13.0	6.5

SEASON/LINEMAN

(since 1979)

Pl. Player, Season	Tackles
1. Brett Faryniarz, 1987	106
2. Levi Esene, 1986	97
3. Kevin Richey, 1980	86
4. Kabeer Gbaja-Biamila, 1997	82
5. Randy Mastin, 1979	80

SEASON/SECONDARY

(since 1979)

Pl. Player, Season	Tackles
1. Damon Pieri, 1991	143
2. John Wesselman, 1989	124
3. Darrell Lewis, 1992	113
4. Rico Curtis, 1997	112
Steve Lauter, 1986	112

CAREER

(since 1974)

Pl. Player, Seasons	Tackles
1. Whip Walton, 1974-75-76-77	407
2. Kirk Morrison, 2001-02-03-04	396
3. Russell Allen, 2005-06-07-08	375
4. Rico Curtis, 1996-97-98-99	355
5. Jason Moore, 1994-95-96-97	328
6. Calvin Munson, 2013-14-15-16	301
7. Nat Berhe, 2010-11-12-13	299
8. John Wesselman, 1987-88-89	296
9. Mike Fox, 1979-80-81-82	293
10. Craigus Thompson, 1993-94-95-96	292
11. Kyahva Tezino, 2016-17-18-19	290
12. Chris Johnson, 1990-91-92-93	284
13. Darrell Lewis, 1991-92-93	279
14. Damon Pieri, 1990-91-92	276
15. Joe Tuipala, 1995-96-97-98	271

CAREER/LINEMAN

(since 1979)

Pl. Player, Seasons	Tackles
1. Brett Faryniarz, 1984-85-86-87	261
2. Kevin Richey, 1979-80-81-82	226
3. Kabeer Gbaja-Biamila, 1996-97-98-99	221
4. Brad Hicks, 1982-83-84	205
5. Eric Duncan, 1988-89-90-91	176

CAREER/SECONDARY

(since 1979)

Pl. Player, Seasons	Tackles
1. Rico Curtis, 1996-97-98-99	355
2. Jason Moore, 1994-95-96-97	328
3. Nat Berhe, 2010-11-12-13	299
4. Mike Fox, 1979-80-81-82	293
5. Chris Johnson, 1990-91-92-93	284

■ Solo Tackles

SEASON

(since 1978)

Pl. Player, Season	Tackles
1. Rick Carusa, 1980	108
2. Damon Pieri, 1991	95
3. John Wesselman, 1989	90
4. Jomar Butler, 2000	89
5. Matt McCoy, 2003	75
6. Brian Berg, 2000	73
7. Kirk Morrison, 2004	72
8. Ricky Parker, 1994	71
Russell Allen, 2007	71
Ray Bass, 2007	71
11. Kyahva Tezino, 2019	70
12. Nat Berhe, 2012	68
Freddy Keiaho, 2005	68
Andy Osborne, 1997	68
15. Andy Coviello, 1991	67
Darrell Lewis, 1993	67
Darrell Lewis, 1992	67

CAREER

(since 1979)

Pl. Player, Seasons	Tackles
1. Kirk Morrison, 2001-02-03-04	241
2. Russell Allen, 2005-06-07-08	214
3. Rico Curtis, 1996-97-98-99	199
4. Nat Berhe, 2010-11-12-13	191
5. Damon Pieri, 1990-91-92	186
6. Jason Moore, 1994-95-96-97	184
7. Darrell Lewis, 1991-92-93	176
8. Damontae Kazez, 2013-14-15-16	171
Andrew Preston, 2007-08-09-10	171
John Wesselman, 1987-88-89	171
11. Matt McCoy, 2002-03-04	170
12. Chris Johnson, 1990-91-92-93	168
13. Ricky Parker, 1993-94-95-96	160
14. Calvin Munson, 2013-14-15-16	158
15. Jake Fely, 2010-11-12-13-14-15	157

■ Assisted Tackles

SEASON

(since 1979)

Pl. Player, Season	Tackles
1. Alan Dale, 1981	93
2. Rick Carusa, 1980	90
3. Randy Kirk, 1986	83
4. Lou Foster, 1991	76
Steve Lauter, 1986	76
Todd Richards, 1985	76
7. Richard Brown, 1986	71
8. Andy Osborne, 1997	69
9. Bill Fairbrother, 1981	68
10. Levi Esene, 1986	61

11. Calvin Munson, 2016	59
Mike Fox, 1981	59
Randy Mastin, 1979	59
14. Kyahva Tezino, 2018	57
Brett Faryniarz, 1987	57

CAREER

(since 1979)

Pl. Player, Seasons	Tackles
1. Russell Allen, 2005-06-07-08	161
2. Rico Curtis, 1996-97-98-99	156
3. Kirk Morrison, 2001-02-03-04	155
4. Joseph Tuipala, 1995-96-97-98	144
Jason Moore, 1994-95-96-97	144
6. Calvin Munson, 2013-14-15-16	142
Brett Faryniarz, 1984-85-86-87	142
8. Kyahva Tezino, 2016-17-18-19	140
9. Craigus Thompson, 1993-94-95-96	137
Mike Fox, 1979-80-81-82	137
11. Alan Dale, 1981-82	134
12. Steve Lauter, 1984-85-86	128
13. Lyndon Earley, 1986-87-88	126
14. Rick Carusa (1979-80)	123
15. Richard Brown (1983-84-85-86)	119

■ Tackles for Loss

SEASON


(since 1979)

Pl. Player, Season	TFL
1. Jack Eaton, 1985	24.0
2. Levi Esene, 1984	22.0
Doug Reed, 1982	22.0
4. Kabeer Gbaja-Biamila, 1999	21.0
Kevin Richey, 1979	21.0
Mike Douglass, 1976	21.0
7. Cameron Thomas, 2021	20.5
8. Miles Burris, 2010	20.0
Andy Coviello, 1991	20.0
Mike Stevens, 1984	20.0
James Johnson, 1983	20.0
12. Miles Burris, 2011	19.5
13. Kirk Morrison, 2003	17.0
14. Calvin Munson, 2015	15.0
Will Demps, 2000	15.0
Kabeer Gbaja-Biamila, 1998	15.0

CAREER

(since 1979)

Pl. Player, Seasons	TFL
1. Kabeer Gbaja-Biamila, 1996-97-98-99	58.5
2. Kevin Richey, 1979-80-81-82	55.5
3. Miles Burris, 2008-09-10-11	47.0
4. La'Roi Glover, 1992-93-94-95	44.5
5. Adrian Ioja, 1993-94-95-96	43.5
6. Keshawn Banks, 2018-19-20-21-22	42.0
7. Levi Esene, 1984-85-86	41.5
8. Alex Barrett, 2013-14-15-16	40.0
Kirk Morrison, 2001-02-03-04	40.0
10. Mike Stevens, 1982-83-84-85	39.5
11. Cameron Thomas, 2018-19-20-21	39.0
12. Mike Hooper, 1984-85-86-87	37.5
13. Calvin Munson, 2013-14-15-16	36.5
14. Jonah Tavai, 2019-20-21-22	36.0
15. Brett Faryniarz, 1984-85-86-87	35.5



■ Sacks

SEASON

Pl. Player, Season	Sacks
1. Mike Douglass, 1976	21.0
2. Brett Faryniarz, 1987	13.0
3. Andy Coviello, 1991	12.5
4. Kabeer Gbaja-Biamila, 1999	12.0
Kabeer Gbaja-Biamila, 1997	12.0
6. Cameron Thomas, 2021	11.5
7. Jonah Tavai, 2022	10.5
Levi Esene, 1986	10.5
9. Calvin Munson, 2015	9.5
Miles Burris, 2010	9.5
Jack Eaton, 1985	9.5
12. Doug Reed, 1982	9.0
Kevin Richey, 1979	9.0
14. Jonah Tavai, 2021	8.5
15. Kyahva Tezino, 2018	8.5
James Johnson, 1983	8.5

CAREER

Pl. Player, Seasons	Sacks
1. Kabeer Gbaja-Biamila, 1996-97-98-99	34.0
2. Mike Douglass, 1976-77	26.0
3. Jonah Tavai, 2019-20-21-22	24.0
4. Cameron Thomas, 2018-19-20-21	21.0
5. Brett Faryniarz, 1984-85-86-87	20.5
6. Alex Barrett, 2013-14-15-16	19.0
Miles Burris, 2008-09-10-11	19.0
8. La'Roi Glover, 1992-93-94-95	18.5
Kevin Richey, 1979-80-81-82	18.5
Levi Esene, 1984-85-86	18.5
11. Calvin Munson, 2013-14-15-16	18.0
12. Adrian Ioja, 1993-94-95-96	17.5
13. Antwan Applewhite, 2004-05-06	17.0
Milt Wilson, 1986-87-88-89	17.0
15. Kyahva Tezino, 2016-17-18-19	15.5
Jamal Duff, 1991-92-93-94	15.5
Andy Coviello, 1990-91	15.5

■ Interceptions

SEASON

Pl. Player, Season	Int.
1. Ed Ricketts, 1951	12
2. Luq Barcoo, 2019	9
3. Damontae Kazez, 2015	8
Tom Deckert, 1969	8
5. Damontae Kazez, 2016	7
Larry Parker, 2011	7
Galen Pavelko, 1969	7
Fred Bates, 1950	7
9. Ricky Parker, 1995	6
John Wesselman, 1989	6
Vernon Dean, 1981	6
Terry Jackson, 1977	6
Monte Jackson, 1974	6
John Beck, 1967	6
David Lawson, 1964	6
Verne Dodds, 1954	6
Ed Fletcher, 1952	6

CAREER

Pl. Player, Seasons	Int.
1. Damontae Kazez, 2013-14-15-16	17
2. Jack Kaiser, 1946-47-48	14
3. Jason Moore, 1994-95-96-97	13
Bob Tomlinson, 1946-47-48-49	13
5. Tariq Thompson, 2017-18-19-20	12
Ed Ricketts, 1950-51	12
Dick Adair, 1947-48-49	12
8. Tom Deckert, 1969, 1971	11
Dick Morris, 1958-59-60	11
Verne Dodds, 1952-53-54	11
11. Luq Barcoo, 2018-19	10
Kameron Kelly, 2014-15-16-17	10
Ricky Parker, 1993-94-95-96	10
Terry Jackson, 1975-76-77	10
15. Malik Smith, 2013-14-15-16	10
Tory Nixon, 1983-84	9
Willie Buchanon, 1970-71	9



LUQ BARCOO

■ Interception Return Yards

CAREER

Pl. Player, Seasons	Yards
1. Ricky Parker, 1993-94-95-96	355
2. Bob Tomlinson, 1946-47-48-49	269
3. Calvin Munson, 2013-14-15-16	244
4. Jason Moore, 1994-95-96-97	237
5. Tony Nixon, 1983-84	233
6. Monte Jackson, 1973-74	224
7. Damontae Kazee, 2013-14-15-16	214
8. Will Demps, 1999-00-01	187
9. Leon McFadden, 2009-10-11-12	186
10. Eldridge Cooks, 1961-62-63	177
George Coleman, 1946-47-48	177
12. Harold Hicks, 1986-87	176
13. Ed Ricketts, 1950-51	172
14. Bob Jones, 1965-66	170

■ Interceptions Returned for TD

SEASON

Pl. Player, Season	TDs
1. Andrew Aleki, 2021	2
Ron Smith, 2016	2
Calvin Munson, 2015	2
Leon McFadden, 2012	2
Tony Nixon, 1984	2
5. 55 players tied at	1

CAREER

(since 1969)

Pl. Player, Seasons	TDs
1. Calvin Munson, 2013-14-15-16	3
Ricky Parker, 1993-94-95-96	3
3. Andrew Aleki, 2017-18-19-20-21	2
Ron Smith, 2016	2
Damontae Kazee, 2013-14-15-16	2
Leon McFadden, 2009-10-11-12	2
Ricky Sharpe, 1999-00-01-02	2
Will Demps, 1999-00-01	2
Tory Nixon, 1983-84	2
Thomas Hayes, 1969-70	2
Leon Van Gorkum, 1969-70	2

■ Pass Breakups

SEASON

Pl. Player, Season	PBU
1. Marlon Andrews, 1990	22
2. Luq Barcoo, 2019	16
Darren Hall, 2019	16
Ron Smith, 2017	16
5. Trenton Thompson, 2021	15
Leon McFadden, 2011	15
Terry Jackson, 1977	15
8. Jacob Elimimian, 2003	14
Jeff Shoate, 2003	14
Eric Lewis, 1995	14
Ricky Parker, 1995	14
Tory Nixon, 1984	14
13. Tayler Hawkins, 2021	13
Damontae Kazee, 2014	13
Ricky Sharpe, 2002	13
Gary Taylor, 1991	13
Herm Edwards, 1975	13

CAREER

Pl. Player, Seasons	PBU
1. Leon McFadden, 2009-10-11-12	39
2. Eric Lewis, 1995-96-97-98	38
Gary Taylor 1989-90-91-92	38
4. Donny Baker, 2003-04-05-06	34
Mario Mitchell, 1985-86-87-88	34
6. Ricky Sharpe, 1999-00-01-02	31
7. Damontae Kazee, 2013-14-15-16	30
8. Jeff Shoate, 2001-02-03	29
Marlon Andrews, 1989-90	29
Mike Fox, 1979-80-81-82	29
11. Ron Smith, 2016-17-18	26
Ricky Parker, 1993-94-95-96	26
Gary Taylor, 1989-90-91-92	26
14. Darren Hall, 2017-18-19-20	25
J.J. Whittaker, 2013-14-15	25
Clarence Nunn, 1983-85-86-87	25

■ Forced Fumbles

SEASON

Since 1980

Pl. Player, Season	FF
1. Kevin Mitchell, 1980	6
2. Robert Griffith, 1990	5
Mike Fox, 1982	5
4. Damontae Kazee, 2013	4
Miles Burris, 2010	4
Heath Farwell, 2004	4
Kirk Morrison, 2003	4
Heath Farwell, 2002	4
Jeff Shoate, 2001	4
Andy Osborne, 1997	4
Robert Griffith, 1991	4
Kabeer Gbaja-Biamila, 1996	4
13. many tied, last Jake Fely, 2015	3

CAREER

Pl. Player, Seasons	FF
1. Robert Griffith, 1990-91-92	11
2. Heath Farwell, 2002-03-04	9
3. Jake Fely, 2010-11-12-13-14-15	8
Kabeer Gbaja-Biamila, 1996-97-98-99	8
5. Kirk Morrison, 2001-02-03-04	7
6. Tariq Thompson, 2017-18-19-20	6
Damontae Kazee, 2013-14-15-16	6
Kevin Mitchell, 1979-80	6
9. Michael Shawcroft, 2019-20-21-22	5
Luke Laolagi, 2006-07-08-09	5
Jonathan Bailes, 2003-04-05-06	5
La'Roi Glover, 1992-93-94-95	5
Mario Mitchell, 1985-86-87-88	5
Ramondo Stallings, 1990-91-92-93	5
15. many tied, last Calvin Munson, 2013-14-15-16	4

■ Fumble Recoveries

SEASON

Pl. Player, Season	FR
1. Kevin Mitchell, 1980	6
2. Kirk Morrison, 2002	5
3. Lou Foster, 1991	4
Ken Moore, 1983	4
Bob Epps, 1979	4
6. Tariq Thompson, 2019	3
Derek Largent, 2012	3
Miles Burris, 2011	3
Russell Allen, 2008	3
Antwan Applewhite, 2005	3
Kirk Morrison, 2004	3
Ricky Sharpe, 2000	3
Andy Osborne, 1997	3
Mitch Burton, 1988	3

Levi Esene, 1984	3
David Croudip, 1982	3
Rick Carusa, 1980	3
Terrell Ward, 1979	3

CAREER

Pl. Player, Seasons	FR
1. Kirk Morrison, 2001-02-03-04	10
2. Kevin Mitchell, 1979-80	7
3. Lou Foster, 1990-91	6
Thomas Carter, 1982-83	6
5. Tariq Thompson, 2017-18-19	5
Jake Fely, 2010-11-12-13-14-15	5
Lyndon Earley, 1986-87-88	5
Brad Hicks, 1982-83-84	5
Steve Lauter, 1984-85-86	5
Rick Carusa, 1979-80	5
Bob Epps, 1979-80	5
12. many tied, last Derek Largent, 2012-13-14	4

■ Blocked Kicks

SEASON

Pl. Player, Season	Bk.
1. Brad Burton, 1989	3
2. Tyrell Shavers, 2021	2
Noble Hall, 2018	2
Scott Graves, 2013	2
Leon McFadden, 2009	2
Freddy Keiaho, 2002	2
Robert Griffith, 1991	2
John Wesselman, 1989	2
Alfred Jackson, 1985	2
10. many tied, last C. Barfield & Ca. McDonald	1

CAREER

Pl. Player, Seasons	Bk.
1. Freddy Keiaho, 2002-03-04-05	4
Brad Burton, 1986-87-88-89	4
3. Tyrell Shavers, 2021-22	3
John Wesselman, 1987-88-89	3
5. Trenton Thompson, 2016-18-19-20-21	2
Noble Hall, 2015-16-17-18	2
Sam Meredith, 2011-12-13-14	2
Scott Graves, 2012-13	2
Leon McFadden, 2009-10-11-12	2
Robert Griffith, 1990-91-92	2
Alfred Jackson, 1985-86-87-88	2

■ Quarterback Hurries

SEASON

Started tracking in 2014

Pl. Player, Season	QBH
1. Cameron Thomas, 2021	21
Kyahva Tezino, 2019	21
3. Keshawn Banks, 2021	17
Kyahva Tezino, 2018	17
Calvin Munson, 2016	17
6. Alex Barrett, 2016	16
7. Jonah Tavai, 2022	15
Myles Cheatum, 2019	15
9. Cameron Thomas, 2020	14
10. Cameron Thomas, 2019	13
11. Kyle Kelley, 2016	13
12. Jonah Tavai, 2021	11
13. Keshawn Banks, 2022	10
Segun Olubi, 2021	10
Caden McDonald, 2020	10
Jon Sanchez, 2014	10



CAREER

Started tracking in 2014, seasons below since 2014

Pl. Player, Seasons	QBH
1. Cameron Thomas, 2018-19-20-21	48
2. Kyahva Tezino, 2016-17-18-19	45
3. Keshawn Banks, 2018-19-20-21-22	43
4. Caden McDonald, 2018-19-20-21-22	33
5. Jonah Tavai, 2019-20-21-22	31
6. Alex Barrett, 2014-15-16	29
7. Calvin Munson, 2014-15-16	26
8. Myles Cheatum, 2016-17-18-19	23
9. Noble Hall, 2015-16-17-18	21
10. Troy Cassidy, 2016-17-18-19	20
Ronley Lakalaka, 2015-16-17-18	20
Kyle Kelley, 2015-16	20
13. Andrew Aleki, 2017-18-19-20-21	17
14. Michael Shawcroft, 2019-20-21-22	16
15. Jay Henderson, 2014-15-16-17	14
Jon Sanchez, 2014-15	14
---	---
Cooper McDonald, 2022	8

■ Division I Era Team Records

FEWEST FIRST DOWNS ALLOWED

Pl. Opponent	Date	First Downs
1. vs. Weber State	8/31/19	5
2. vs. Fresno State*	10/3/15	6
vs. UC Santa Barbara*	10/25/69	6
4. at Long Beach State	11/20/76	7
vs. Fresno State*	10/31/70	7
vs. San José State*	10/17/70	7
7. vs. Central Michigan (NMB)	12/21/19	8
at San José State*	11/4/17	8
vs. New Hampshire	9/3/16	8
vs. New Mexico*	11/5/11	8
vs. North Carolina	12/19/98	8
vs. Fresno State*	11/7/98	8
at Fresno State*	10/11/75	8
at North Texas	11/2/74	8
<i>in a Mountain West game</i>		
vs. Fresno State	10/3/15	6
<i>against a nationally ranked opponent</i>		
vs. (19) Stanford	9/16/17	9

FEWEST YARDS PER RUSH ALLOWED

Pl. Opponent	Date	YPR
1. vs. Middle Tenn. (HB)	12/24/21	-2.20
2. vs. Cal State L.A.*	9/27/69	-1.63
3. at Brigham Young*	9/16/95	-0.62
4. at San José State*	10/4/69	-0.24
5. at North Texas	9/19/70	-0.14
6. at Fresno State*	10/29/22	-0.12
at Brigham Young*	11/11/78	-0.12
8. at Kansas	9/25/99	0.00
9. vs. Hawaii*	11/22/86	0.04
10. at California	9/18/82	0.06
<i>in a Mountain West game</i>		
at Fresno State*	10/29/22	-0.12
<i>against a nationally ranked opponent</i>		
vs. (13) Brigham Young*	11/6/99	1.22

LOWEST PASSING COMPLETION PERCENTAGE ALLOWED

Pl. Opponent	Date	Pct.
1. vs. Cal State L.A.*	9/26/70	11.11
2. vs. West Texas State	11/4/72	11.76
3. at Colorado State*	10/20/79	14.29
4. vs. UNLV*	10/8/16	15.38
5. at Wyoming*	10/14/78	16.67
at (19) Iowa State	9/16/78	16.67

7. at North Texas	9/19/70	17.24
8. vs. Arizona	11/10/79	19.05
9. at Hawaii*	10/5/91	19.23
10. vs. Utah State	11/30/74	20.00
at Fresno State*	10/30/71	20.00
<i>in a Mountain West game</i>		
vs. UNLV*	10/8/16	15.38
<i>against a nationally ranked opponent</i>		
at (19) Iowa State	9/16/78	16.67

LOWEST PASSING EFFICIENCY RATING ALLOWED

Pl. Opponent	Date	Rating
1. vs. Army West Point (AFB)	12/23/17	-12.40
2. vs. Arizona	11/10/79	-8.57
3. vs. Cal State L.A.*	9/26/70	-6.44
4. vs. West Texas State	11/4/72	1.58
5. vs. UNLV*	10/8/16	5.82
6. at North Texas	9/19/70	15.33
7. at Fresno State*	10/30/71	20.46
8. at Colorado State*	10/20/79	21.49
9. at San José State*	11/15/75	22.88
10. at UT Arlington	10/18/69	23.23
<i>in a Mountain West game</i>		
vs. UNLV*	10/8/16	5.82
<i>against a nationally ranked opponent</i>		
vs. (18) Air Force*	12/3/83	33.60

LOWEST YARDS PER PLAY ALLOWED

Pl. Opponent	Date	Yards/Play
1. at North Texas	9/19/70	0.82
2. vs. Cal State L.A.*	9/26/70	1.70
3. vs. San José State*	10/17/70	1.83
4. vs. Cal State L.A.*	9/27/69	1.84
5. vs. Fresno State*	10/3/15	1.89
6. at Oregon State	9/13/75	2.20
7. at Fresno State*	10/30/71	2.21
8. vs. Middle Tenn. (HB)	12/24/22	2.33
9. at Fresno State*	10/11/75	2.38
10. vs. Pacific*	10/9/71	2.43
<i>in a Mountain West game</i>		
vs. Fresno State*	10/3/15	1.89
<i>against a nationally ranked opponent</i>		
at (2) Ohio State	9/6/03	3.44

MOST TURNOVERS FORCED

Pl. Opponent	Date	Turnovers
1. vs. North Texas	11/24/73	10
2. vs. Wyoming*	11/17/01	9
vs. North Texas	12/4/71	9
4. vs. Long Beach State	10/23/82	8
vs. Utah*	11/29/80	8
vs. Arizona	11/10/79	8
vs. Kent State	9/30/73	8
at UT Arlington	10/18/69	8
at San José State*	10/4/69	8
10. at UTEP*	10/28/95	7
5 other occasions with		7
<i>in a Mountain West game</i>		
at Air Force*	11/13/04	6
<i>against a nationally ranked opponent</i>		
at (7) at Miami	11/18/99	6

SDSU is 15-0 in the Division I era when forcing at least seven turnovers and 29-1-1 when forcing six-plus.

■ Annual Interception Leaders

Year	Player	Cl.	NR	CR	No.	Yds.	Avg.	TDs
1950	Fred Bates	Sr.			7	47	6.7	0
1951	Ed Ricketts	Sr.			12	172	14.6	1
1952	Ed Fletcher	Sr.			6	67	11.2	0
1953	Verne Dodds	Jr.			4	29	7.3	0
1954	Verne Dodds	Sr.			6	31	5.2	0
1955	Jim Pyles	So.			2	38	19.0	0
	Claude Lewis	Jr.			2	0	0.0	0
1956	Jay Gutowski	Sr.			3	65	21.7	0
	Claude Lewis	Sr.			3	47	15.7	0
1957	Joe Duke	So.			5	31	6.2	0
1958	Bob Ball	So.			4	53	13.3	0
1959	Dick Morris	Jr.			3	57	19.0	0
1960								
1961	Neal Petties	So.			3	18	6.0	0
1962	Larry Korsmeier	Sr.			5	11	2.0	0
1963	Jim Allison	Jr.			5	58	11.6	0
1964	David Lawson	Sr.			6	22	3.7	0
1965	Cliff Kinney	Sr.			3	57	19.0	0
1966	John Williams	Sr.			5	46	9.2	0
1967	John Beck	Sr.			6	40	6.7	0
1968	Nate Wright	Sr.			5	39	7.8	0
1969	Tom Deckert	Jr.	3		8	36	4.5	0
1970	Willie Buchanon	Jr.			4	47	11.8	1
1971	Willie Buchanon	Sr.	5		5	42	8.4	0
1972	Ken Jackson	Sr.			4	61	15.3	0
1973	Bobby Henderson	Jr.	2		5	77	15.4	0
1974	Monte Jackson	Sr.	1		6	160	26.7	0
1975	Ed Kertel	Sr.	3		5	114	22.8	0
1976	Gary Marshall	Sr.			3	77	25.7	1
1977	Terry Jackson	Sr.			6	102	17.0	1
1978	Steve Jorde	Sr.			3	61	20.3	0
1979	Reuben Henderson	Jr.			4	1	0.3	0
1980	Rick Boyer	Jr.			3	65	21.7	0
1981	Vernon Dean	Sr.		1	6	89	14.8	0
1982	Trent Collins	Jr.			4	94	23.5	0
	Gary Nobles	Sr.			4	5	1.3	0
1983	Tory Nixon	Jr.			4	10	2.5	0
1984	Tory Nixon	Sr.			5	223	44.6	2
1985	Steve Lauter	Jr.			2	5	2.5	0
	Ellis Powers	Jr.			2	2	1.0	0
1986	Steve Lauter	Sr.			4	51	12.8	0
1987	Clarence Nunn	Sr.			3	12	4.0	0
1988	Casey Copeland	Sr.			3	14	4.7	0
	Lyndon Earley	Jr.			3	14	4.7	0
1989	John Wesselman	Sr.	2		6	75	12.5	0
1990	Gary Taylor	So.			4	0	0.0	0
1991	Damon Pieri	Jr.		4	3	32	10.7	0
1992	Darrell Lewis	Jr.			4	80	20.0	1
1993	Chris Johnson	Sr.			3	85	28.3	1
1994	Eric Sutton	Sr.			3	64	21.3	0
1995	Ricky Parker	Jr.	17	2	6	199	33.2	1
1996	Jason Moore	Jr.	14	4	5	154	30.8	1
1997	Aazaar Abdul-Rahim	Jr.		14	3	0	0.0	0
1998	Rico Curtis	Jr.		8	3	20	6.7	0
1999	Aazaar Abdul-Rahim	Sr.		10	3	16	5.3	0
2000	Will Damps	Jr.		9	2	43	21.5	1
	Donte Gamble	Jr.		6	2	6	3.0	0
2001	Garret Pavelko	Sr.	34	4	4	40	10.0	0
2002	Rick Morrison	So.		7	3	91	30.3	1
	Ricky Sharpe	Sr.		7	3	37	12.3	1
	Marviel Underwood	So.		7	3	10	3.3	0
2003	Jacob Elimimian	So.	50	3	4	106	26.5	1
2004	Josh Dean	Sr.	86	7	3	0	0.0	0
2005	Marcus Damps	Sr.	42	3	4	46	11.5	1
2006	Donny Baker	Sr.			3	24	8.0	0
2007	Vonnie Holmes	Jr.	61	3	4	65	16.2	1
	Aaron Moore	So.	61	3	4	18	4.5	0
2008	Jose Perez	So.		11	2	9	4.5	0
	Corey Boudreaux	Sr.		12	2	120	60.0	1
2009	Luke Laolagi	Sr.		8	3	82	27.3	0
2010	Andrew Preston	Sr.			3	69	23.0	0
2011	Larry Parker	Sr.	4	1	7	57	8.1	0
2012	Eric Pinkins	Jr.		5	3	70	23.3	1
	Leon McFadden	Sr.		5	3	124	41.3	2
2013	J.J. Whittaker	So.		12	3	29	9.7	1
2014	Calvin Munson	So.	45	5	4	146	36.5	1
2015	Damontae Kazee	Jr.	2	1	8	58	7.2	1
2016	Damontae Kazee	Sr.	5	2	7	156	22.3	1
2017	Tariq Thompson	Fr.	15	1	5	83	16.6	1
2018	Darren Hall	Fr.			2	9	4.5	0
	Parker Baldwin	Sr.			2	0	0.0	0
	Tariq Thompson	So.			2	41	20.5	0
2019	Luq Barcoo	Sr.	1	1	9	5	0.6	0
2020	Darren Hall	Jr.	32	3	3	72	24.0	1
2021	Patrick McMorris	Jr.	34	3	4	61	15.3	0
2022	Dez Malone	So.	76	9	3	31	10.3	0
	Dallas Branch	Sr.	76	9	3	0	0.0	0

NR - national ranking in interceptions per game. CR - conference ranking in interceptions per game.

Punt Returns



2023 SAN DIEGO STATE RECORD BOOK

Bold indicates set by a current Aztec
* - Indicates conference game

■ Team Records

Most Returns

Game: 10, vs. San José State*, 10/17/70 and Cal Western, 11/27/66
Season: 54, in 1970 (9-2)

Most Return Yardage

Game: 158, vs. Utah*, 10/24/98
Season: 483, in 1969 (11-0)

Highest Return Average Per Return

Game: 46.0, (3) at Utah, 9/17/83 (min. 3)
Season: 18.8, in 1998 (7-5)

Most Returns for Touchdowns

Game: 1, many times, most recent: vs. Idaho State, 9/10/22
Season: 3, in 1998 and 1975

■ Individual Records

Most Returns

Game: 10, T.C. Wright at Hawaii*, 10/5/91
Season: 36, Ray Peterson, 1992
Career: 87, Monty Gilbreath, 1986-87-88-89

Most Return Yards

Game: 138, Jim Sandusky at Utah*, 9/17/83
Season: 381, Jim Sandusky, 1983
Career: 1,195, Ray Peterson, 1992-93-94-95

Highest Return Average

Game: 46.0, Jim Sandusky at Utah*, 9/17/83 (min. 3)
Season: 20.7, Volney Quinlan, 1951
Career: 13.5, Nate Wright, 1967-68

Most Returns For TDs

Game: 1, many times, most recent: Jordan Byrd vs. Idaho State, 9/10/22
Season: 2, four times, most recent: Tim Vizzi, 2013
Career: 3, Ray Peterson, 1992-93-94-95

■ Returns

SEASON

Pl.	Player, Season	Number
1.	T.C. Wright, 1991	39
2.	Ray Peterson, 1992	32
3.	Quest Truxton, 2016	30
	Kyle Conerly, 2003	30
	Ray Peterson, 1993	30
	Jon Robertson, 1970	30
7.	Webster Slaughter, 1986	29
	Mel Jacobs, 1975	29
9.	Sean Pierce, 2000	28
10.	Jordan Byrd, 2021	27
	Donte Gamble, 2001	27
	Monty Gilbreath, 1988	27
13.	Tom Deckert, 1969	26
14.	Monty Gilbreath, 1989	25
15.	Tom Deckert, 1971	24

CAREER

Pl.	Player, Seasons	Number
1.	Ray Peterson, 1992-93-94-95	96
2.	Monty Gilbreath, 1986-87-88-89	87
3.	Jordan Byrd, 2018-19-20-21-22	67
4.	Kyle Conerly, 2001-02-03-04	63
5.	Quest Truxton, 2016-17	53
6.	Tom Deckert, 1969, 1971	50
7.	Michael Franklin, 2002-03-04-05	47
8.	Ken Mathis, 1976-77	43
9.	Sean Pierce, 1997-99-00	42
10.	Mel Jacobs, 1974-75	40
11.	T.C. Wright, 1990-91	39
	Nate Wright, 1967-68	39
13.	Craig Scroggins, 1965-66	34
14.	Lloyd Mills, 2013-14-15	33
15.	Webster Slaughter, 1984-85	32

■ Yards

SEASON

Pl.	Player, Season	Yards
1.	Jim Sandusky, 1983	381
2.	T.C. Wright, 1991	376
3.	Ray Peterson, 1992	355
4.	Tom Deckert, 1969	346
5.	Leandrew Childs, 1996	332
6.	Ray Peterson, 1993	330
7.	Ray Peterson, 1995	320
8.	Volney Quinlan, 1951	311
9.	Damon Gourdine, 1998	294
10.	Art Preston, 1949	283
11.	Monty Gilbreath, 1988	276
12.	Quest Truxton, 2016	271
13.	Webster Slaughter, 1984-85	268
14.	Nate Wright, 1967	264
15.	Nate Wright, 1968	262

CAREER

Pl.	Player, Seasons	Yards
1.	Ray Peterson, 1992-93-94-95	1,194
2.	Monty Gilbreath, 1986-87-88-89	795
3.	Kyle Conerly, 2001-02-03-04	599
4.	Nate Wright, 1967-68	526
5.	Tom Deckert, 1969, 1971	479
6.	Quest Truxton, 2016-17	465
7.	Art Preston, 1949-50-51	462
8.	Jordan Byrd, 2018-19-20-21-22	445
9.	Art Delvaux, 1963-64	438
10.	Jim Sandusky, 1983	381
11.	T.C. Wright, 1990-91	376
12.	Ed Fletcher, 1951-52	362
13.	Sean Pearce, 1999-00	352
14.	Lloyd Mills, 2013-14-15	348
	Damon Gourdine, 1996-97-98	348

■ Yards Per Return

SEASON

Pl.	Player, Season (PR - Yards)	Avg.
1.	Volney Quinlan, 1951 (15-311)	20.7
2.	Jim Sandusky, 1983 (20-381)	19.1
3.	Damon Gourdine, 1998 (16-294)	18.4
4.	Nate Wright, 1967 (16-264)	16.5
5.	Ray Peterson, 1994 (12-190)	15.8
6.	LeAndrew Childs, 1996 (22-332)	15.1
7.	Ray Peterson, 1995 (22-320)	14.5
8.	Tom Deckert, 1969 (26-346)	13.3
9.	Monty Gilbreath, 1987 (16-205)	12.8
10.	Tim Vizzi, 2013 (17-213)	12.5
11.	Art Dalvaux, 1964 (21-250)	11.9
12.	Craig Scroggins, 1965 (19-223)	11.7

■ Single-Game Punt Return Leaders

MOST YARDS

Pl.	Player	(Rk.) Opponent, Date	No.	Yards	Avg.	TD
1.	Jim Sandusky	at Utah*, Sept. 17, 1983	3	138	46.0	1
2.	Ray Peterson	vs. CSUN, Sept. 4, 1993	8	136	17.0	0
3.	Ray Peterson	vs. San José State*, Oct. 21, 1995	5	129	25.8	0
4.	Eric Lewis	vs. San José State*, Nov. 8, 1997	6	128	21.3	1
5.	T.C. Wright	vs. Long Beach State, Sept. 8, 1991	6	127	21.2	0
6.	Damon Gourdine	vs. Utah*, Oct. 24, 1998	3	120	40.0	1
7.	Craig Scroggins	vs. Cal Western, Nov. 27, 1965	7	112	16.0	0
8.	T.C. Wright	at Hawaii*, Oct. 5, 1991	10	108	10.8	0
9.	Kyle Conerly	vs. UNLV*, Oct. 26, 2002	4	107	26.8	1
10.	Lloyd Mills	vs. South Alabama, Sept. 19, 2015	5	106	21.2	0

MOST ATTEMPTS

Pl.	Player	(Rk.) Opponent, Date	No.	Yards	Avg.	TD
1.	T.C. Wright	at Hawaii*, Oct. 5, 1991	10	108	10.8	0
2.	Ray Peterson	vs. CSUN, Sept. 4, 1993	8	136	17.0	0
	Tom Deckert	vs. Utah State, Oct. 22, 1971	6	21	3.5	0
4.	Michael Franklin	vs. San José State, Sept. 24, 2005	6	43	7.2	0
	Donte Gamble	at Colorado State*, Sept. 22, 2001	6	4	0.7	0
	Eric Lewis	vs. San José State*, Nov. 8, 1997	6	128	21.3	1
	T.C. Wright	vs. Long Beach State, Sept. 8, 1991	6	127	21.2	0
8.	Jesse Matthews	vs. Hawaii*, Nov. 14, 2020	5	60	12.0	0
	Quest Truxton	at Hawaii*, Oct. 28, 2017	5	44	8.8	0
	Quest Truxton	at UNLV*, Oct. 7, 2017	5	54	10.8	0
	Quest Truxton	vs. UNLV*, Oct. 8, 2016	5	44	8.8	0
	Lloyd Mills	vs. South Alabama, Sept. 19, 2015	5	106	21.2	0
	Michael Franklin	vs. Wyoming*, Nov. 19, 2005	5	13	2.6	0
	Kyle Conerly	vs. Colorado State*, Oct. 16, 2004	5	37	7.4	0
	Kyle Conerly	at UNLV*, Nov. 8, 2003	5	56	11.2	0
	Michael Franklin	at Idaho, Sept. 21, 2002	5	44	8.8	0

	Eric Lewis, 1997 (19-223)	11.7
14.	Nate Wright, 1968 (23-262)	11.391
15.	Lloyd Mills, 2014 (18-205)	11.389

CAREER

(minimum 30 returns)

Pl.	Player, Seasons	Avg.
1.	Nate Wright, 1967-68	13.5
2.	Ray Peterson, 1992-93-94-95	12.5
3.	Eric Lewis, 1995-96-97-98	11.8
4.	Lloyd Mills, 2014-15	10.5
5.	Tim Vizzi, 2012-13	10.3
6.	Craig Scroggins, 1965-66	10.0
7.	T.C. Wright, 1990-91	9.64
8.	Tom Deckert, 1969, 1971	9.58
9.	Kyle Conerly, 2001-02-03-04	9.5
10.	Monty Gilbreath, 1986-87-88-89	9.1
11.	Quest Truxton, 2016-17	8.8
12.	Sean Pearce, 1999-00	8.381
13.	Webster Slaughter, 1984-85	8.375
14.	Jon Robertson, 1970	7.4
15.	Michael Franklin, 2002-03-04-05	7.2

■ Touchdowns

SEASON

Pl.	Player, Season	Number
1.	Tim Vizzi, 2013	2
	Damon Gourdine, 1998	2
	Ray Peterson, 1994	2
	Mike Fox, 1985	2
5.	many tied, most recent Jordan Byrd, 2022	1

CAREER

Pl.	Player, Seasons	Number
1.	Ray Peterson, 1992-93-94-95	3
2.	Tim Vizzi, 2012-13	2
	Damon Gourdine, 1997-98-99	2
	Mike Fox, 1979-80-81-82	2
5.	many tied, most recent Jordan Byrd (2018-19-20-21-22)	1

Kickoff Returns



2023 SAN DIEGO STATE RECORD BOOK

Bold indicates set by a current Aztec
 * - Indicates conference game
 ^ - Indicates Division I era record

■ Team Records

Most Returns

Game: 9, five times, most recent:
 vs. (24) Cincinnati, 9/29/07
Season: 64, in 1987 (5-7)

Most Return Yardage

Game: 218, at Cal State L.A.*, 10/19/63
Season: 1,418, in 1988 (3-8)

Highest Return Average Per Return

Game: 48.3, (3) vs. (20) Brigham Young*,
 11/5/88 (min. 3)
Season: 29.1 in 2015 (11-3)

Most Returns for Touchdowns

Game: 2 at Wyoming*, 11/19/16
Season: 4 in 2017 (10-3)

■ Individual Records

Most Returns

Game: 8, Vincent Brown vs. (24) Cincinnati,
 9/29/07 and Ray Bass at TCU*, 11/18/06
Season: 40, Monty Gilbreath, 1987
Career: 92, Colin Lockett, 2010-11-12-13

Most Return Yards

Game: 188, Ray Bass at TCU*, 11/18/06
Season: 880, Monty Gilbreath, 1987
Career: 2,449, Rashaad Penny, 2014-15-16-17

Highest Return Average

Game: 48.3, Patrick Rowe vs. Brigham Young,
 11/5/88 (min. 3)
Season: 33.5, Rashaad Penny, 2015
Career: 30.2, Rashaad Penny, 2014-15-16-17

Most Returns For TDs

Game: 1, many times, most recent:
 Jordan Byrd vs. San José State, 11/12/22
Season: 3, Rashaad Penny, 2015
Career: 7, Rashaad Penny, 2014-15-16-17

■ Returns

SEASON

Pl.	Player, Season	Number
1.	Monty Gilbreath, 1987	40
2.	Curtis Shearer, 1994	33
3.	Darnay Scott, 1991	32
4.	Colin Lockett, 2013	31
	Colin Lockett, 2011	31
	Patrick Rowe, 1988	31
7.	Colin Lockett, 2012	30
8.	Davion Mauldin, 2009	29
	Michael Franklin, 2005	29
	Donte Gamble, 2001	29
11.	Davion Mauldin, 2008	26
	Mekell Wesley, 2007	26
13.	Vincent Brown, 2007	25
14.	Rashaad Penny, 2015	24
	Steve Stapler, 1978	24

CAREER

Pl.	Player, Seasons	Number
1.	Colin Lockett, 2010-11-12-13	92
2.	Rashaad Penny, 2014-15-16-17	81
3.	Jordan Byrd, 2018-19-20-21-22	80
4.	Monty Gilbreath, 1986-87-88-89	74
5.	Darnay Scott, 1991-92-93	64
6.	Davion Mauldin, 2008-09	55
7.	Patrick Rowe, 1987-88-90-91	50
8.	Mekell Wesley, 2006-07-08-09	48
9.	Curtis Shearer, 1992-93-94	47
10.	Michael Franklin, 2002-03-04-05	46
11.	Juwan Washington, 2016-17-18-19	43
	Brandon Davis, 2008-09-10-11	43
13.	Steve Sapler, 1978-79	41
14.	Az Hakim, 1994-95-96-97	40
	Phil Smith, 1981-82	40

■ Yards

SEASON

Pl.	Player, Season	Yards
1.	Monty Gilbreath, 1987	880
2.	Rashaad Penny, 2015	804
3.	Patrick Rowe, 1988	799
4.	Colin Lockett, 2012	777
5.	Colin Lockett, 2013	761
6.	Darnay Scott, 1991	680
7.	Colin Lockett, 2011	678
8.	Davion Mauldin, 2009	636
9.	Curtis Shearer, 1994	630
10.	Rashaad Penny, 2015	624
11.	Jordan Byrd, 2021	601
12.	Donte Gamble, 2001	594
13.	Davion Mauldin, 2008	588
14.	Jordan Byrd, 2022	571
15.	Mekell Wesley, 2007	568

CAREER

Pl.	Player, Seasons	Yards
1.	Rashaad Penny, 2014-15-16-17	2,449
2.	Colin Lockett, 2010-11-12-13	2,216
3.	Jordan Byrd, 2018-19-20-21-22	2,020
4.	Monty Gilbreath, 1986-87-88-89	1,543
5.	Darnay Scott, 1991-92-93	1,399
6.	Patrick Rowe, 1987-88-90-91	1,248
7.	Davion Mauldin, 2008-09	1,224
8.	Mekell Wesley, 2006-07-08-09	1,020
9.	Juwan Washington, 2016-17-18	1,017
10.	Phil Smith, 1981-82	1,003
11.	Az Hakim, 1994-95-96-97	999
12.	Brandon Davis, 2008-09-10-11	952
13.	Steve Sapler, 1978-79	886
14.	Curtis Shearer, 1991-92-93-94	875
15.	Damon Gourdine, 1997-98-99	835

■ Yards Per Return

SEASON

(minimum 15 returns)

Pl.	Player, Season (KR - Yards)	Avg.
1.	Rashaad Penny, 2015 (24-804)	33.5
2.	Rashaad Penny, 2016 (20-624)	31.2
3.	Rashaad Penny, 2017 (17-521)	30.6
4.	Jon Robertson, 1970 (20-557)	27.9
5.	Jordan Byrd, 2021 (22-601)	27.3
6.	LeAndrew Childs, 1996 (15-408)	27.2
7.	Colin Lockett, 2012 (30-777)	25.9
8.	Patrick Rowe, 1988 (31-799)	25.8
9.	Phil Smith, 1981 (22-553)	25.1
10.	Rashaad Penny, 2014 (20-500)	25.0
	Phil Smith, 1982 (18-450)	25.0
12.	Jordan Byrd, 2022 (23-571)	24.8
13.	Colin Lockett, 2013 (31-761)	24.5

■ Single-Game Kickoff Return Leaders

MOST YARDS

Pl.	Player	(Rk.) Opponent, Date	No.	Yards	Avg.	TD
1.	Ray Bass	at TCU, Nov. 18, 2006	8	188	23.5	0
2.	Mekell Wesley	at UNLV, Nov. 10, 2007	5	178	35.6	1
3.	Mike Fox	vs. New Mexico*, Nov. 22, 1980	5	171	34.2	0
4.	Davion Mauldin	vs. Brigham Young*, Oct. 17, 2009	6	160	26.7	0
5.	Darnay Scott	vs. UCLA, Sept. 26, 1991	6	159	26.5	0
6.	Patrick Rowe	vs. Hawaii*, Oct. 15, 1988	7	157	22.4	0
7.	Patrick Rowe	vs. Wyoming*, Oct. 8, 1988	5	154	30.8	0
8.	Davion Mauldin	vs. (6) TCU*, Nov. 7, 2009	8	151	18.9	0
9.	Jordan Byrd	vs. Colorado State*, Dec. 5, 2020	2	148	74.0	1
10.	Vincent Brown	at Washington State, Sept. 8, 2007	6	146	24.3	0

MOST ATTEMPTS

Pl.	Player	(Rk.) Opponent, Date	No.	Yards	Avg.	TD
1.	Davion Mauldin	vs. (6) TCU*, Nov. 7, 2009	8	151	18.9	0
	Vincent Brown	vs. (24) Cincinnati, Sept. 29, 2007	8	142	17.8	0
	Ray Bass	at TCU*, Nov. 18, 2006	8	188	23.5	0
4.	Colin Lockett	at Fresno State*, Sept. 29, 2012	7	102	14.8	0
	Michael Franklin	at Hawaii, Dec. 4, 2005	7	113	16.1	0
	Michael Franklin	vs. New Mexico*, Oct. 22, 2005	7	129	18.4	0
	Darnay Scott	vs. Brigham Young*, Nov. 16, 1991	7	104	14.9	0
	Patrick Rowe	vs. Hawaii*, Oct. 15, 1988	7	157	22.4	0
	Monty Gilbreath	at Brigham Young*, Nov. 7, 1987	7	145	20.7	0
	Monty Gilbreath	at (3) UCLA, Sept. 5, 1987	7	136	19.4	0

- 14. Damon Gourdine, 1998 (23-558) 24.3
- 15. Eugene Carter, 1969 (17-412) 24.2

CAREER

(minimum 35 returns)

Pl.	Player, Seasons	Avg.
1.	Rashaad Penny, 2014-15-16-17	30.2
2.	Jordan Byrd, 2018-19-20-21-22	25.3
3.	Phil Smith, 1981-82	25.1
4.	Az Hakim, 1994-95-96-97	24.98
5.	Patrick Rowe, 1987-88-90-91	24.96
6.	Colin Lockett, 2010-11-12-13	24.1
7.	Juwan Washington, 2016-17-18	23.7
8.	Damon Gourdine, 1997-98-99	23.2
9.	Davion Mauldin, 2008-09	22.3
10.	Brandon Davis, 2008-09-10-11	22.1
11.	Darnay Scott, 1991-92-93	21.9
12.	Steve Sapler, 1978-79	21.6
13.	Vincent Brown, 2007-08-09-10	21.31
14.	Mekell Wesley, 2006-07-08-09	21.25
15.	Monty Gilbreath, 1986-87-88-89	20.9

■ Touchdowns

SEASON

Pl.	Player, Season	Number
1.	Rashaad Penny, 2015	3
2.	Rashaad Penny, 2017	2
	Juwan Washington, 2017	2
	Rashaad Penny, 2016	2
	Colin Lockett, 2012	2
6.	Many times, most recently	1
	Jordan Byrd, 2022	

CAREER

Pl.	Player, Seasons	Number
1.	Rashaad Penny, 2014-15-16-17	7
2.	Jordan Byrd, 2018-19-20-21-22	3
	Juwan Washington, 2016-17-18-19	3
	Colin Lockett, 2010-11-12-13	3
5.	Many others tied at	1

Bold indicates set by a current Aztec
 * - Indicates conference game

■ Team Records

Most Punts

Game: 12, four times, most recent:
 at Wisconsin, 9/16/06
Season: 86, in 1980 (4-8)

Fewest Punts

Game: 0, many times, most recent:
 at San José State*, 11/4/17
Season: 25, in 1959 (1-6-1)

Most Yardage

Game: 543, vs. Brigham Young*, 11/29/86
Season: 4,096, in 2021 (12-2)

Highest Average Per Punt

Game: 65.7 (3), vs. Towson, 9/25/21 (min. 3)
Season: 50.0, in 2021 (12-2)

■ Individual Records

Most Punts

Game: 12, Michael Hughes at Wisconsin, 9/16/06,
 Wayne Ross vs. Brigham Young*, 11/29/86,
 and John Beck vs. Tennessee State, 9/15/67
Season: 84, Mike Jezulin, 1980
Career: 248, vs. Wayne Ross, 1984-85-86-87

Most Yards

Game: 543, Wayne Ross vs. Brigham Young*,
 11/29/86
Season: 4,044, Matt Araiza, 2021
Career: 10,556, Brian Stahovich, 2008-09-10-11

Highest Average

Game: 56.8, Matt Ariza vs. New Mexico State,
 9/4/21 (min. 6)
Season: 51.2, Matt Araiza, 2021
Career: 44.7, Noel Prefontaine, 1995-96

■ Attempts

SEASON

Pl.	Player, Season	Number
1.	Mike Jezulin, 1980	84
2.	Matt Araiza, 2021	79
3.	Tanner Blain, 2015	77
4.	Brandon Heicklen, 2019	74
5.	Wayne Ross, 1984	73
6.	Michael Hughes, 2007	72
7.	Brian Stahovich, 2008	71
8.	Seth Santoro, 2003	70
9.	Wayne Ross, 1986	69
	Willie Buchanon, 1971	69
11.	Jack Browning, 2022	68
	Brandon Heicklen, 2018	68
13.	Michael Hughes, 2005	67
	Don Copeland, 1998	67
15.	Don Copeland, 1997	65
	Scott Oatsvall, 1992	65

CAREER

Pl.	Player, Seasons	Number
1.	Wayne Ross, 1984-85-86-87	248
2.	Brian Stahovich, 2008-09-10-11	246
3.	Michael Hughes, 2004-05-06-07	230
4.	Brandon Heicklen, 2017-18-19	201
5.	Brian Simjanovski, 1999-00-01-02	178
6.	Tanner Blain, 2015-16	140
	Tim Thorn, 1972-73-74	140

8.	Mike Jezulin, 1980-81	139
9.	Willie Buchanon, 1970-71	129
10.	Don Copeland, 1997-98	126
11.	Joel Alesi, 2012-13-14	117
12.	Ed Kaszycki, 1993-94	109
13.	Jason Savorn, 1990-91-93	108
14.	Joe Santos, 1988-89	104
15.	Noel Prefontaine, 1995-96	100
---	---	---
	Jack Browning, 2021-22	68

■ Yards

SEASON

Pl.	Player, Season	Yards
1.	Matt Araiza, 2021	4,044
2.	Mike Jezulin, 1980	3,435
3.	Brandon Heicklen, 2019	3,347
4.	Michael Hughes, 2007	3,163
5.	Jack Browning, 2022	3,135
6.	Wayne Ross, 1984	3,128
7.	Tanner Blain, 2015	3,102
8.	Michael Hughes, 2005	3,003
9.	Seth Santoro, 2003	2,915
10.	Brandon Heicklen, 2018	2,844
11.	Brian Stahovich, 2008	2,807
12.	Don Copeland, 1997	2,797
13.	Wayne Ross, 1986	2,782
14.	Brian Simjanovski, 2001	2,747
15.	Don Copeland, 1998	2,690

CAREER

Pl.	Player, Seasons	Yards
1.	Brian Stahovich, 2008-09-10-11	10,556
2.	Wayne Ross, 1984-85-86-87	10,402
3.	Michael Hughes, 2004-05-06-07	9,807
4.	Brandon Heicklen, 2017-18-19	8,449
5.	Brian Simjanovski, 1999-00-01-02	7,627
6.	Mike Jezulin, 1980-81	5,794
7.	Tanner Blain, 2015-16	5,704
8.	Don Copeland, 1997-98	5,487
9.	Tim Thorn, 1972-73-74	5,157
10.	Willie Buchanon, 1970-71	4,751
11.	Noel Prefontaine, 1995-96	4,469
12.	Joel Alesi, 2012-13-14	4,450
13.	Matt Araiza, 2020-21	4,293
14.	Joe Santos, 1988-89	4,287
15.	Ed Kaszycki, 1993-94	4,192
---	---	---
	Jack Browning, 2021-22	3,135

■ Average

SEASON

Pl.	Player, Season (No.-Yds.)	Avg.
1.	Matt Araiza, 2021 (79-4,044)	51.19
2.	Noel Prefontaine, 1996 (48-2,234)	46.54
3.	Jack Browning, 2022 (68-3,135)	46.10
4.	Mike Saxon, 1983 (57-2,592)	45.47
5.	Tanner Kuljian, 2020 (35-1,589)	45.40
6.	Brian Stahovich, 2010 (53-2,406)	45.39
7.	Brandon Heicklen, 2019 (74-3,347)	45.23
8.	Michael Hughes, 2005 (67-3,003)	44.82
9.	Michael Hughes, 2007 (72-3,163)	43.93
10.	Brian Stahovich, 2009 (61-2,674)	43.84
11.	Brian Stahovich, 2011 (61-2,669)	43.75
12.	Brian Simjanovski, 2001 (63-2,747)	43.60
13.	Don Copeland, 1997 (65-2,797)	43.03
14.	Noel Prefontaine, 1995 (52-2,235)	42.98
15.	Mike Jezulin, 1981 (55-2,359)	42.89

CAREER

(minimum 90 attempts)

Pl.	Player, Seasons	Avg.
1.	Noel Prefontaine, 1995-96	44.7

■ Single-Game Punting Leaders

MOST YARDS

Pl.	Player	(Rk.) Opponent, Date	No.	Yards	Avg.
1.	Wayne Ross	vs. Brigham Young*, Nov. 29, 1986	12	543	45.3
2.	Matt Araiza	vs. New Mexico State, Sept. 4, 2021	9	511	56.8
3.	Jack Browning	at Boise State*, Sept. 30, 2022	10	485	48.5
4.	Michael Hughes	at (9) Ohio State, Sept. 17, 2005	11	483	43.9
5.	Mike Jezulin	vs. New Mexico*, Nov. 22, 1980	11	482	43.8
6.	Michael Hughes	vs. Wyoming*, Nov. 3, 2007	10	481	48.1
7.	John Beck	vs. Tennessee State, Sept. 15, 1967	12	479	39.9
8.	Michael Hughes	at Wisconsin, Sept. 16, 2006	12	478	39.8
9.	Matt Araiza	vs. Utah, Sept. 18, 2021	9	463	51.4
10.	Brian Stahovich	at Missouri, Sept. 18, 2010	10	456	45.6

MOST ATTEMPTS

Pl.	Player	(Rk.) Opponent, Date	No.	Yards	Avg.
1.	Michael Hughes	at Wisconsin, Sept. 16, 2006	12	478	39.8
	Wayne Ross	vs. Brigham Young*, Nov. 29, 1986	12	543	45.3
	John Beck	vs. Tennessee State, Sept. 15, 1967	12	479	39.9
4.	Michael Hughes	at (9) Ohio State, Sept. 17, 2005	11	483	43.9
	Joe Santos	at (7) Miami, Nov. 18, 1989	11	437	39.7
	Mike Jezulin	vs. New Mexico, Nov. 22, 1980	11	482	43.8
7.	Jack Browning	at Boise State*, Sept. 30, 2022	10	485	48.5
	Brandon Heicklen	vs. Northern Illinois, Sept. 30, 2017	10	399	39.9
	Brian Stahovich	at Missouri, Sept. 18, 2010	10	456	45.6
	Brian Stahovich	at TCU*, Oct. 4 2008	10	361	36.1
	Michael Hughes	vs. Wyoming*, Nov. 3, 2007	10	481	48.1
	Justin Sisco	at Illinois, Sept. 11, 1999	10	374	37.4
	Don Copeland	at USC, Sept. 12, 1998	10	377	37.7
	Bill Kushner	at (5) UCLA, Sept. 3, 1988	10	367	36.7

HIGHEST AVERAGE

minimum four punts

Pl.	Player	(Rk.) Opponent, Date	No.	Yards	Avg.
1.	Matt Araiza	vs. New Mexico State, Sept. 4, 2021	9	511	56.778
2.	Matt Araiza	vs. Nevada*, Nov. 13, 2021	5	278	55.600
3.	Mike Saxon	vs. Brigham Young*, Oct. 22, 1983	6	329	54.833
4.	Matt Araiza	at Air Force*, Oct. 23, 2021	5	274	54.800
5.	Michael Hughes	at Air Force*, Nov. 17, 2007	4	219	54.750
6.	Matt Araiza	at Arizona, Sept. 11, 2021	7	372	53.143
7.	Noel Prefontaine	at Brigham Young*, Sept. 16, 1995	5	265	53.000
8.	Matt Araiza	at San Jose State*, Oct. 15, 2021	7	370	52.857
9.	Tanner Kuljian	at Nevada*, Nov. 21, 2020	8	420	52.500
	Seamus McMorrow	at Nevada*, Oct. 20, 2012	4	210	52.500
	Brian Stahovich	at Air Force*, Sept. 26, 2009	6	315	52.500

2.	Mike Saxon, 1982-83	44.1	Brian Simjanovski, 2001	22
3.	Brian Stahovich, 2008-09-10-11	42.9	9. Seth Santoro, 2003	20
4.	Brian Simjanovski, 1999-00-01-02	42.8	10. Michael Hughes, 2005	19
5.	Michael Hughes, 2004-05-06-07	42.5	11. Brandon Heicklen, 2017	18
6.	Don Copeland, 1997-98	42.2	Brian Stahovich, 2010	18
7.	Brandon Heicklen, 2017-18-19	42.0	13. Joel Alesi, 2013	17
8.	Wayne Ross, 1984-85-86-87	41.9	Brian Stahovich, 2011	17
9.	Mike Jezulin, 1980-81	41.7	15. Michael Hughes, 2007	15
10.	Joe Santos, 1988-89	40.8		
11.	Tanner Blain, 2015-16	40.7		
12.	Ed Kaszycki, 1993-94	38.5		
13.	Jason Savorn, 1990-91-93	38.3		
14.	Joe Alesi, 2012-13-14	38.0		
15.	Tim Thorn, 1972-73-74	36.8		

■ Punts I20

SEASON

(Mountain West era - since 1999)

Pl.	Player, Season	I20
1.	Matt Araiza, 2021	37
2.	Brandon Heicklen, 2019	35
3.	Jack Browning, 2022	28
4.	Brandon Heicklen, 2018	26
	Tanner Blain, 2016	26
6.	Tanner Blain, 2015	25
7.	Joel Alesi, 2014	22

CAREER

(Mountain West era - since 1999)

Pl.	Player, Seasons	I20
1.	Brandon Heicklen, 2017-18-19	79
2.	Brian Stahovich, 2008-09-10-11	62
3.	Michael Hughes, 2004-05-06-07	54
4.	Tanner Blain, 2015-16	51
5.	Joel Alesi, 2012-13-14	40
6.	Matt Araiza, 2020-21	39
7.	Brian Simjanovski, 1999-00-01-02	37
8.	Jack Browning, 2022	28
9.	Seth Santoro, 2003	20
10.	Seamus McMorrow, 2012-13	15
11.	Tanner Kuljian, 2020	12
12.	Justin Sisco, 2000	9
13.	Alan Gomez, 2006	3
15.	Garrett Palmer, 2004	2
	Ryan Katz, 2012	1

Miscellaneous Records



2023 SAN DIEGO STATE RECORD BOOK

Bold indicates set by a current Aztec
 * - Indicates conference game. ^ - Indicates Division I era record.

■ Team Records

Most Wins

Season: 12, in 2021 (12-2)

Most Consecutive Wins

Overall: 25, (10/23/65 - 11/18/67)
 Season: 11, in 1969 (11-0) and 1966 (11-0)

Most Conference Wins

Season: 8, in 2015 (8-0 in Mountain West)

Most Returns for Touchdowns

Game: 3, vs. San Diego, 9/3/15 and vs. Hawaii, 10/11/96
 Season: 8, in 2016 (11-3) and in 2015 (11-3)

Largest Winning Margin

Game: 72, vs. UC Santa Barbara, 11/21/53
 League: 72, vs. UC Santa Barbara, 11/21/53
 MW: 55 vs. Hawaii*, 11/5/16

LARGEST WINNING MARGIN

Pl.	Opponent, Date	Pts.
1.	UC Santa Barbara*, Nov. 21, 1953	72
2.	California Christian, Oct. 1, 1927	71
3.	Cal Poly SLO*, Oct. 5, 1963	69
4.	Cal State L.A.*, Oct. 27, 1951	64
5.	Southern Mississippi, Nov. 9, 1968	61
6.	UC Santa Barbara*, Nov. 14, 1970	58
	at El Centro Junior College, Nov. 5, 1924	58
8.	Hawaii*, Nov. 5, 2016	55
9.	San Francisco State, Sept. 26, 1964	54
10.	CSUN*, Nov. 14, 1964	53
11.	Utah*, Nov. 3, 1990	52
	at Cal Poly SLO*, Oct. 3, 1964	52
13.	at CSUN*, Nov. 13, 1965	50
	at Santa Ana Junior College*, Nov. 4, 1922	50
15.	UTEP*, Sept. 15, 1984	49
	New Mexico State, Nov. 15, 1969	49
	Cal State L.A.*, Sept. 27, 1969	49

Most First Downs

Game/DI Era: 37 vs. Long Beach State, 10/24/87
 Game/MW: 31 at San José State*, 11/4/17
 Season: 305, in 1993 (6-6)

FIRST DOWNS/SEASON

Pl.	Season	First Downs
1.	1993 (6-6)	305
2.	1989 (6-5-1)	292
3.	1991 (8-4-1)	291
4.	1990 (6-5)	287
5.	1995 (8-4)	282

6.	2011 (8-5)	281
	2002 (4-9)	281
	1987 (5-7)	281
9.	2016 (11-3)	278
	2012 (9-4)	278
11.	2013 (8-5)	269
12.	2010 (9-4)	264
	1969 (11-0)	264
14.	2021 (12-2)	263
15.	2015 (11-3)	260
	1996 (8-3)	260

Fewest First Downs

Season: 80, in 1958 (3-5)
 DI Era: 187, in 2000 (3-8)

Fewest First Downs Allowed

Game/DI Era: 5 vs. Weber State, 8/31/19
 Game MW: 8 at San José State*, 11/4/17 and vs. New Mexico*, 11/5/11
 Season: 86, in 1958 (3-5)
 DI Era: 134, in 1970 (9-2)

Most First Downs Allowed

Season: 322, in 2007 (4-8)
 DI Era: 39 vs. TCU*, 11/24/07

Most First Downs Passing

Season: 174, in 1990 (6-5)

Most First Downs Rushing

Season: 165, in 2016 (11-3)

Most First Downs By Penalty

Season: 30, in 2021 (12-2)

Fewest Penalties

Season: 27, in 1959 (1-6-1)
 DI Era: 38, in 2020 (4-4)

Most Penalties

Season: 110, in 1985 (5-6-1)

Fewest Penalty Yards

Season: 243, in 1959 (1-6-1)
 DI Era: 339, in 2020 (4-4)

Most Penalty Yards

Season: 1,144, in 1970 (9-2)

Fewest Fumbles

Season: 6, in 2019 (10-3)

Most Fumbles

Season: 54, in 1955 (2-8)
 DI Era: 39, in 1973 (9-1-1)

Fewest Fumbles Lost

Season: 2, in 2019 (10-3)

Most Fumbles Lost

Season: 29, in 1955 (2-8)
 DI Era: 25, in 1973 (9-1-1)



Longest Plays



PASSING PLAYS (18 82-PLUS-YARD PASSES)

Yds.	Passer to Receiver, Opponent, Date (Result)
97	Kevin O'Connell to Chaz Schilens vs. TCU*, Nov. 24, 2007 (L, 33-45)
92	Brian Sipe to Robert West at Fresno State*, Oct. 30, 1971 (L, 10-17)
90	Ryan Lindley to Vincent Brown vs. (25) Utah*, Nov. 20, 2010 (L, 34-38)
89	Christian Chapman to Fred Trevillion vs. Boise State*, Oct. 14, 2017 (L, 14-31)
87	J.R. Tolver to Kassim Osgood at Hawaii, Dec. 7, 2002 (L, 40-41)
87	Jack Hawley to Derrick Lewis at UNLV*, Nov. 20, 1999 (W, 37-7)
87	Tim Gutierrez to Marshall Faulk at Fresno State*, Nov. 20, 1993 (L, 37-63)
86	Christian Chapman to Mikah Holder vs. New Hampshire, Dec. 17, 2016 (W, 31-0)
86	Dennis Shaw to Tom Nettles vs. Southern Mississippi, Nov. 9, 1968 (W, 68-7)
85	Billy Blanton to Nate Jacquet at UNLV*, Nov. 16, 1996 (L, 42-44)
85	Doug Matheson to Dan Laskowski vs. Weber State, Sept. 23, 1967 (W, 58-12)
84	Todd Santos to Vince Warren vs. Colorado State*, Oct. 20, 1984 (W, 41-24)
83	Mark Halda to Bobby Taylor vs. Miami, Oct. 13, 1979 (W, 31-20)
83	Mark Halda to Steve Stapler vs. Wisconsin, Sept. 29, 1979 (W, 24-17)
83	Jeff Atteberry to Mike Reed vs. UC Santa Barbara*, Nov. 14, 1970 (W, 65-7)
82	Ryan Lindley to Vincent Brown vs. Utah State, Sept. 25, 2010 (W, 41-7)
82	David Lowery to Darnay Scott at California, Sept. 11, 1993 (W, 22-20)
82	Don Horn to Craig Scoggins vs. Cal State L.A.*, Nov. 26, 1966 (W, 39-12)

RUSHING PLAYS (17 75-PLUS-YARD RUSHES)

Yds.	Player, Opponent, Date (Result)
99	Ronnie Hillman vs. Wyoming*, Oct. 29, 2011 (L, 27-30)
98	Phil Prokop vs. Pepperdine*, Oct. 11, 1952 (W, 33-13)
95	Rashaad Penny at Arizona State, Sept. 9, 2017 (W, 30-20)
93	Donnel Pumphrey at New Mexico*, Oct. 10, 2014 (W, 24-14)
93	Ronnie Hillman at Missouri, Sept. 18, 2010 (L, 24-27)
92	Chris Hardy vs. UTEP*, Nov. 16, 1985 (W, 34-6)
92	Chris Hardy vs. Colorado State*, Sept. 28, 1985 (W, 48-23)
92	Volney Quinlan vs. San Diego Marines, Oct. 13, 1951 (W, 34-18)
88	Kern Carson at Fresno State*, Nov. 2, 1963 (W, 34-6)
86	Ted Washington vs. North Dakota State, Nov. 5, 1966 (W, 36-0)
85	Bob Tomlinson vs. Utah State, Sept. 19, 1947 (W, 24-19)
83	Adam Muema vs. San José State*, Sept. 22, 2012 (L, 34-38)
82	Rashaad Penny at San José State, Nov. 4, 2017 (W, 52-7)
82	Adam Muema at Wyoming*, Nov. 24, 2012 (W, 42-28)
81	Rashaad Penny vs. Army (AFB), Dec. 23, 2017 (L, 35-42)
81	Juwan Washington vs. Colorado State*, Nov. 26, 2016 (L, 31-63)
81	Adam Muema vs. (10) Boise State*, Nov. 19, 2011 (L, 35-52)

INTERCEPTION RETURNS (13 85-PLUS-YARD INTERCEPTION RETURNS)

Yds.	Player, Opponent, Date (Result)
100	Harold Hicks vs. Hawaii*, Nov. 22, 1986 (W, 35-5)
100	Dave Croudip vs. Long Beach State, Oct. 23, 1982 (W, 51-17)
98	Terrell Ward at New Mexico*, Oct. 6, 1979 (W, 35-7)
98	Bob Jones vs. North Dakota State, Nov. 5, 1966 (W, 36-0)
97	Tory Nixon at Air Force*, Sept. 1, 1984 (L, 16-34)
96	Leon McFadden at Fresno State*, Sept. 29, 2012 (L, 40-52)
96	James McMichael vs. LaVerne*, Oct. 19, 1935 (W, 14-6)
91	Dick Weber at CSUN*, Nov. 11, 1967 (W, 30-21)
88	Ricky Parker at Oklahoma, Sept. 9, 1995 (L, 22-38)
86	Joe Martin at UNLV*, Oct. 8, 2005 (L, 10-13)
85	Jacob Elimimian at UTEP, Sept. 13, 2003 (W, 34-0)
85	Bob Tomlinson at Fresno State*, Nov. 5, 1949 (W, 18-7)
85	Eddie Preisler vs. San Diego Marines, Nov. 11, 1938 (W, 9-0)

KICKOFF RETURNS (26 90-PLUS-YARD KICKOFF RETURNS)

Yds.	Player, Opponent, Date (Result)
100	Jordan Byrd vs. Utah, Sept. 18, 2021 (W, 33-31 (OT))
100	Rashaad Penny vs. Nevada*, Nov. 18, 2017 (W, 42-23)
100	Rashaad Penny vs. California, Sept. 10, 2016 (W, 45-40)
100	Rashaad Penny vs. Cincinnati (HB), Dec. 24, 2015 (W, 42-7)
100	Rashaad Penny at Penn State, Sept. 26, 2015 (L, 21-37)
100	Colin Lockett at (19) Boise State*, Nov. 3, 2012 (W, 21-19)
100	Charlie Crews vs. UTEP*, Nov. 17, 1979 (W, 42-20)
100	Mel Jacobs vs. North Texas, Sept. 20, 1975 (W, 31-10)
99	Rashaad Penny at Arizona State, Sept. 9, 2017 (W, 30-20)
99	Mike Fox vs. Colorado State*, Nov. 20, 1982 (W, 38-10)
98	Brandon Davis at Air Force*, Oct. 13, 2011 (W, 41-27)
98	Jon Robertson vs. Brigham Young, Oct. 3, 1970 (W, 31-11)
97	Rashaad Penny vs. San Diego, Sept. 5, 2015 (W, 37-3)
97	Jim Sandusky at New Mexico*, Nov. 19, 1983 (L, 14-34)
96	Juwan Washington vs. Northern Illinois, Sept. 30, 2017 (W, 34-28)
96	Colin Lockett vs. Army, Sept. 8, 2012 (W, 42-7)
96	Jesus Reyes at Wyoming*, Nov. 1, 1997 (L, 17-41)
96	Art Preston vs. Arizona State, Oct. 20, 1951 (T, 27-27)
95	Jordan Byrd vs. San José State, Nov. 12, 2022 (W, 43-27)
95	Kaegun Williams at San José State, Oct. 19, 2019 (W, 27-17)
94	Colin Lockett vs. Cal Poly, Sept. 3, 2011 (W, 49-21)

93	Jordan Byrd vs. Colorado State*, Dec. 5, 2020 (W, 29-17)
93	Rashaad Penny at Wyoming*, Nov. 19, 2016 (L, 33-34)
93	Davion Mauldin vs. Colorado State*, Oct. 25, 2008 (L, 34-38)
92	Juwan Washington at Wyoming*, Nov. 19, 2016 (L, 33-34)
91	Kern Carson at Cal St. L.A.*, Oct. 19, 1963 (L, 30-43)

PUNT RETURNS (13 75-PLUS-YARD PUNT RETURNS)

Yds.	Player, Opponent, Date (Result)
95	Damon Gourdine vs. Utah*, Oct. 24, 1998 (W, 21-20)
91	Ray Peterson vs. Fresno State*, Nov. 21, 1992 (L, 41-45)
90	BJ Busbee vs. Colorado State*, Dec. 5, 2020 (W, 29-17)
90	Jim Sandusky at Utah*, Sept. 17, 1983 (L, 24-27)
88	Art Preston at Pepperdine, Oct. 1, 1949 (W, 9-7)
87	Kyle Conerly vs. UNLV*, Oct. 26, 2002 (W, 31-21)
86	Mel Jacobs vs. UTEP, Sept. 6, 1975 (W, 31-10)
80	Gilbert Warren vs. CSUN, Nov. 3, 1962 (W, 39-0)
79	Eric Lewis vs. San José State*, Nov. 8, 1997 (W, 28-21)
79	Nate Wright at Fresno State*, Oct. 28, 1967 (W, 28-21)
78	T.C. Wright vs. Long Beach State, Sept. 8, 1991 (W, 49-13)
76	Webster Slaughter vs. New Mexico*, Nov. 23, 1985 (W, 52-20)
75	Ray Peterson vs. Navy, Sept. 3, 1994 (W, 56-14)

FIELD GOALS (30 50-PLUS-YARD FIELD GOALS)

Yds.	Player, Opponent, Date (Result)
57	Ed Corral at Air Force*, Sept. 20, 1980 (W, 13-10)
54	John Baron II vs. (23) Arizona State, Sept. 15, 2018 (W, 28-21)
54	Donny Hageman at Colorado State*, Oct. 31, 2015 (W, 41-17)
54	Donny Hageman vs. South Alabama, Sept. 19, 2015 (L, 27-34)
54	Chris O'Brien at Air Force*, Nov. 2, 1985 (L, 10-31)
53	Matt Araiza at San Jose State*, Oct. 15, 2021 (W, 19-13 (OT))
53	John Baron II vs. Hawaii*, Nov. 24, 2018 (L, 30-31 (OT))
53	Abel Perez vs. UNLV*, Nov. 27, 2010 (W, 48-14)
53	Peter Holt at Colorado State*, Oct. 26, 1996 (L, 18-27)
53	Steve LaPlant vs. Arizona, Nov. 8, 1975 (L, 24-31)
52	Jack Browning vs. Middle Tennessee (HB), Dec. 24, 2022 (L, 23-25)
52	John Baron II vs. Sacramento State, Sept. 8, 2018 (W, 28-14)
52	Dave Meyer at New Mexico*, Oct. 3, 1981 (W, 17-15)
51	Matt Araiza at Air Force*, Oct. 23, 2021 (W, 20-10)
51	Matt Araiza vs. Utah, Sept. 18, 2021 (W, 33-31 (OT))
51	John Baron II vs. San José State*, Oct. 20, 2018 (W, 16-13)
51	J.C. Mejia at Colorado State*, Nov. 15, 2003 (L, 6-21)
51	Chris O'Brien vs. New Mexico*, Nov. 17, 1984 (W, 37-31)
50	Jack Browning vs. Toledo, Sept. 24, 2022 (W, 17-14)
50	John Baron II vs. Eastern Michigan, Sept. 22, 2018 (W, 23-20 (OT))
50	John Baron II vs. UNLV*, Oct. 8, 2016 (W, 26-7)
50	Garrett Palmer at Arizona State, Sept. 15, 2007 (L, 13-34)
50	Garrett Palmer vs. Nevada, Sept. 25, 2004 (W, 27-10)
50	Nate Tandberg vs. New Mexico*, Oct. 11, 1997 (L, 21-36)
50	Andy Trakas vs. Long Beach State, Sept. 15, 1990 (W, 38-20)
50	Andy Trakas at Miami, Nov. 18, 1989 (L, 6-42)
50	Tyler Ackerson at Stanford, Sept. 17, 1988 (L, 10-31)
50	Chris O'Brien vs. New Mexico*, Nov. 17, 1984 (W, 37-31)
50	Marco Morales at Air Force*, Sept. 11, 1982 (L, 32-44)
50	Steve Duncan vs. Cal State Fullerton, Sept. 10, 1977 (W, 34-17)

PUNTS (18 70-PLUS-YARD PUNTS)

Yds.	Player, Opponent, Date (Result)
89	Brian Stahovich at Wyoming*, Oct. 30, 2010 (W, 48-38)
86	Matt Araiza at San José State*, Oct. 15, 2021 (W, 19-13 (OT))
82	Noel Prefontaine at New Mexico*, Oct. 19, 1996 (W, 48-42)
81	Matt Araiza at Air Force*, Oct. 23, 2021 (W, 20-10)
80	Mike Saxon at Brigham Young*, Nov. 13, 1982 (L, 8-58)
79	Matt Araiza at Hawaii*, Nov. 6, 2021 (W, 17-10)
78	Michael Hughes at UNLV*, Oct. 8, 2005 (L, 10-13)
77	Matt Araiza vs. New Mexico State, Sept. 4, 2021 (W, 28-10)
76	Joe Duke vs. San Diego Marines, Nov. 21, 1959 (L, 6-64)
75	Matt Araiza vs. New Mexico State, Sept. 4, 2021 (W, 28-10)
75	Tanner Blain at Wyoming (MWCG), Dec. 3, 2016 (W, 27-24)
75	Michael Hughes vs. Wyoming*, Nov. 3, 2007 (W, 27-24)
73	Michael Hughes at Colorado State*, Nov. 12, 2005 (W, 30-10)
73	Ed Mendez vs. Long Beach State*, Oct. 12, 1963 (W, 33-8)
72	Matt Araiza vs. Towson, Sept. 25, 2021 (W, 48-21)
70	Tanner Kuljian vs. San José State*, Nov. 6, 2020 (L, 17-28)
70	Noel Prefontaine vs. Air Force*, Nov. 28, 1996 (W, 28-23)
70	Jack Henley vs. Cal Poly Pomona, Oct. 28, 1950 (W, 49-20)

* - Indicates conference game.

Opponent Longest Plays



2023 SAN DIEGO STATE RECORD BOOK

PASSING PLAYS (19 80-PLUS-YARD PASSES)

Yds.	Passer to Receiver, Opponent, Date (Result)
99	Terry Peel to Robert Ford at Houston, Oct. 14, 1972 (L, 14-49)
98	Paul Oates to Sean Foster vs. Long Beach State, Oct. 14, 1989 (W, 30-26)
96	Mark Miller to Dave Dudley at Bowling Green, Sept. 25, 1976 (W, 27-15)
91	Marquise Williams to Mack Hollins at No. 21/23 North Carolina, Sept. 6, 2014 (L, 27-31)
88	Derek Carr to Jalen Saunders vs. Fresno State, Dec. 3, 2011 (W, 35-28)
87	Graham Leigh to Martinez Williams at New Mexico*, Oct. 17, 1998 (W, 36-33-ot)
87	Mike McCoy to Henry Lusk at Utah*, Oct. 30, 1993 (L, 41-45)
86	Marcus McMaryion to Jamire Jordan at Fresno State*, Nov. 17, 2018 (L, 14-23)
84	Gary Wann to Dan Jones at Long Beach State*, Nov. 25, 1972 (W, 33-14)
82	Ty Gangi to Wyatt Demps vs. Nevada*, Nov. 18, 2017 (W, 42-23)
82	John Beck to Austin Collie at Brigham Young*, Nov. 6, 2004 (L, 16-49)
81	Daniel Santacaterina to Spencer Tears vs. Northern Illinois, Sept. 30, 2017 (W, 34-28)
80	Justin Rogers to Steve Jenkins at UNLV*, Nov. 19, 2021 (W, 28-20)
80	K.J. Costello to JJ Arcega-Whiteside at No. 13/13 Stanford, Aug. 31, 2018 (L, 10-31)
80	Marshall Lobbstaal to Marquess Wilson vs. Washington State, Sept. 17, 2011 (W, 42-24)
80	Ben Mauk to Marcus Bennett vs. No. 24/- Cincinnati, Sept. 29, 2007 (L, 23-52)
80	Bradlee Van Pelt to Joe Cappari vs. No. 21/17 Colorado State*, Oct. 18, 1980 (L, 7-26)
80	Tom Corontzos to Ryan Yarborough at Wyoming*, Oct. 6, 1990 (L, 51-52)
80	Jim McMahon to Clay Brown at Brigham Young*, Sept. 13, 1980 (L, 11-35)

RUSHING PLAYS (10 80-PLUS-YARD RUSHES)

Yds.	Player, Opponent, Date (Result)
97	Jimmy Pyles vs. San Diego Marines, Nov. 8, 1958 (L, 0-25)
96	Trung Canidate at Arizona, Oct. 4, 1997 (L, 28-31)
95	Reynaldo Brathwaite vs. Brigham Young, Oct. 4, 2003 (L, 36-44)
90	Tarik Smith at California, Sept. 14, 1996 (L, 37-42)
86	Dabby Dawson vs. Wyoming*, Oct. 8, 1988 (L, 27-55)
86	DeMond Parker vs. Oklahoma, Sept. 21, 1996 (W, 51-31)
84	Reggie Cherry vs. No. 13 Houston, Oct. 6, 1973 (L, 9-14)
82	Jim Kirby vs. Long Beach State*, Nov. 20, 1970 (L, 11-27)
81	Wilton Davis vs. Hardin-Simmons (Harbor Bowl), Jan. 1, 1948 (L, 0-53)
80	Ron Rivers vs. Fresno State*, Nov. 21, 1992 (L, 41-45)

INTERCEPTION RETURNS (11 75-PLUS-YARD INTERCEPTION RETURNS)

Yds.	Player, Opponent, Date (Result)
100	Brian Walker at No. 21/23 North Carolina, Sept. 6, 2014 (L, 27-31)
100	Will Allen at No. 2/2 Ohio State, Sept. 9, 2003 (L, 13-16)
100	Emmanuel Franklin at Arizona State, Sept. 8, 2001 (L, 7-38)
100	Harold Hicks vs. Hawaii*, Nov. 22, 1986 (W, 35-5)
97	Troy Reffett at UTEP, Nov. 12, 1988 (L, 7-58)
89	Deshawn vs. No. 8/7 Utah*, Nov. 15, 2008 (L, 14-63)
86	Erroll Tucker vs. Utah*, Oct. 19, 1985 (L, 37-39)
80	Quincy Rogers vs. Wyoming*, Nov. 3, 2007 (W, 27-24)
80	Tim Curry at No. 25/25 Air Force*, Sept. 27, 1997 (L, 18-24-ot)
80	Russ Wylie vs. Whittier, Nov. 27, 1954 (W, 41-28)
75	Jerome Davis at Minnesota, Sept. 13, 1994 (L, 17-40)

KICKOFF RETURNS (8 90-PLUS-YARD KICKOFF RETURNS)

Yds.	Player, Opponent, Date (Result)
100	Bryan Douglas vs. Boise State, Nov. 23, 2013 (W, 34-31-ot)
100	Dexter Wynn vs. No. 24/- Colorado State*, Oct. 28, 2000 (L, 22-34)
100	Jessie Kendrick vs. Cal State L.A.*, Oct. 25, 1952 (W, 41-26)
99	Roy Ross vs. UTEP*, Nov. 24, 1990 (W, 53-31)
98	Mike Harris vs. Tampa, Sept. 21, 1974 (W, 28-25)
97	Tyler Ervin vs. San José State, Sept. 22, 2012 (L, 34-38)
96	Terance Mathis vs. New Mexico*, Nov. 4, 1989 (W, 45-28)
91	Ralph Reed at Nevada, Nov. 11, 1945 (L, 6-44)

PUNT RETURNS (10 75-PLUS-YARD PUNT RETURNS)

Yds.	Player, Opponent, Date (Result)
92	Clayton Tave at Pepperdine*, Nov. 14, 1959 (T, 14-14)
91	Robert Ruiz vs. Colorado State*, Nov. 26, 2016 (L, 31-63)
89	Darryl Henley at No. 5 UCLA, Sept. 3, 1988 (L, 6-59)
88	Joe Womack vs. Cal State L.A.*, Sept. 29, 1959 (L, 3-21)
87	Darry Surgent vs. Louisiana (New Orleans Bowl), Dec. 17, 2011 (L, 30-32)
84	Grey Myers vs. Colorado State*, Nov. 26, 1995 (L, 13-24)
84	James Dye at Brigham Young*, Sept. 16, 1995 (L, 19-31)
81	Paul Baldwin at Cal State L.A.*, Oct. 19, 1963 (L, 30-43)
81	Robert Coe vs. Pacific, Dec. 7, 1935 (L, 6-19)
80	Britain Covey vs. Utah, Sept. 18, 2021 (W, 33-31 (OT))

All Opponent Plays

Yds.	Player, Opponent (Rk.), Date (Result)
100	Brian Walker interception return at (21/23) North Carolina, Sept. 6, 2014 (L, 27-31)
100	Bryan Douglas kickoff return vs. Boise State, Nov. 23, 2013 (W, 34-31 (ot))
100	Will Allen interception return at (2) Ohio State, Sept. 9, 2003 (L, 13-16)
100	Emmanuel Franklin interception return at Arizona State, Sept. 8, 2001 (L, 7-38)
100	Dexter Wynn kickoff return vs. Colorado State, Oct. 28, 2000 (L, 22-34)
100	Jessie Kendrick kickoff return vs. Cal State L.A., Oct. 25, 1952 (W, 41-28)
99	Terry Peel pass to Robert Ford at Houston, Oct. 14, 1972 (L, 14-49)
99	Roy Ross kickoff return vs. UTEP, Nov. 24, 1990 (W 53-31)
98	Paul Oates pass to Sean Foster vs. Long Beach State, Oct. 14, 1989 (W, 30-26)
98	Mike Harris kickoff return vs. Tampa, Sept. 21, 1974 (W, 28-25)

FIELD GOALS (21 50-PLUS-YARD FIELD GOALS)

Yds.	Player, Opponent, Date (Result)
56	Rick Walsh vs. New Mexico*, Nov. 19, 1988 (W, 18-10)
54	Wayne Lammle at Utah*, Sept. 30, 1989 (W, 38-27)
53	Ryan Longwell at California, Sept. 14, 1996 (L, 27-42)
52	Will Conant vs. Air Force*, Oct. 10, 2013 (W, 27-20)
52	Aric Goodman at Wyoming*, Nov. 4, 2006 (L, 24-27)
52	1-Sergio Aguayo at UNLV*, Oct. 8, 2005 (L, 10-13)
52	2-Sergio Aguayo at UNLV*, Oct. 8, 2005 (L, 10-13)
52	Andy Cottingham at Wyoming*, Nov. 9, 1985 (L, 20-41)
52	Jason Stavrovsky at Tulsa, Sept. 3, 1983 (L, 9-34)
51	Chad Ryland vs. Eastern Michigan, Sept. 22, 2018 (W, 23-20-ot)
51	Louie Sakoda at Utah*, Oct. 13, 2007 (L, 7-23)
51	Kris Mindlin at Wyoming*, Nov. 7, 1992 (L, 6-17)
51	Chris Jacke at UTEP*, Nov. 12, 1988 (L, 7-58)
51	Hugh Castellanos vs. UTEP*, Oct. 10, 1987 (L, 33-34)
50	Jake Oldroyd at Brigham Young, Dec. 12, 2020 (L, 14-28)
50	Nolan Kohorst at UNLV*, Nov. 30, 2013 (L, 19-45)
50	Brett Baer vs. Louisiana (New Orleans Bowl), Dec. 17, 2011 (L, 30-32)
50	Kai Forbath at UCLA, Sept. 5, 2009 (L, 14-33)
50	Owen Pochman at Brigham Young*, Oct. 21, 2000 (W, 16-15)
50	Jason Bloom vs. New Mexico*, Oct. 11, 1997 (L, 21-36)
50	Colin Ankerson vs. Oklahoma State, Nov. 1, 1980 (L, 6-15)

PUNTS (10 67-PLUS-YARD PUNTS)

Yds.	Player, Opponent, Date (Result)
76	Matt Payne at Brigham Young*, Nov. 2, 2002 (L, 10-34)
73	Harold Roberts at Houston, Oct. 14, 1972 (L, 14-49)
71	Kyle Ostendorp at Arizona, Sept. 11, 2021 (W, 38-14)
71	Don Clayton at Wyoming*, Oct. 14, 1978 (L, 22-31)
71	William Foster vs. Pacific, Dec. 7, 1935 (L, 6-19)
69	Kyle Ulbrick vs. Middle Tennessee (HB), Dec. 24, 2022 (L, 23-25)
68	Quinton Conaway at Nevada*, Oct. 27, 2018 (L, 24-28)
67	Josh Carlson vs. New Mexico State, Sept. 4, 2021 (W, 28-10)
67	Brandon McKee at South Alabama, Oct. 1, 2016 (L, 24-42)
67	Jason Kirkland at No. 25/25 Air Force*, Sept. 27, 1997 (L, 18-24-ot)

* - Indicates conference game.

Attendance Records



2023 SAN DIEGO STATE RECORD BOOK

LARGEST HOME GAME ATTENDANCE

Rk.	Att.	(NR) Opponent	Date	Result
1.	59,473	(16) Iowa (HB)	Dec. 30, 1986	L, 38-39
2.	57,286	Washington State (FW)	Sept. 17, 2011	W, 42-24
3.	57,216	Idaho State (so) (FW)	Sept. 4, 2004	W, 38-21
4.	56,737	Brigham Young*	Nov. 16, 1991	T, 52-52
5.	55,868	San José State (FW)	Sept. 24, 2005	W, 52-21
6.	53,794	Utah (FW)*	Sept. 23, 2006	L, 7-38
7.	53,611	Arizona	Nov. 8, 1975	L, 24-31
8.	53,110	Portland State (FW)	Sept. 22, 2007	W, 52-17
9.	52,256	(10) Boise State*	Nov. 19, 2011	L, 35-52
10.	52,168	vs. USC (HC)	Sept. 5, 1992	T, 31-31
11.	52,108	(1) Miami	Nov. 28, 1992	L, 17-63
12.	50,710	UCLA (so)	Sept. 3, 2005	L, 21-44
13.	50,586	Hawaii* (FW)	Oct. 6, 2012	W, 52-14
14.	50,453	(13) Florida State	Nov. 19, 1977	W, 41-16
15.	50,338	(19) UCLA	Sept. 20, 1986	L, 14-45
16.	50,021	(23) Hawaii	Nov. 14, 1992	W, 52-28
17.	49,466	UTEP	Oct. 17, 1992	W, 49-27
18.	49,220	(4) UCLA	Sept. 9, 1984	L, 15-18
19.	49,053	Boise State*	Oct. 14, 2017	L, 14-31
20.	48,817	North Texas	Nov. 22, 1969	W, 42-24
21.	48,785	San Diego (so) (FW)	Sept. 5, 2015	W, 37-3
22.	48,632	Pacific*	Nov. 8, 1969	W, 58-32
23.	48,049	Navy (PB)	Dec. 23, 2010	W, 35-14
24.	47,605	UC Santa Barbara*	Oct. 25, 1969	W, 55-13
25.	47,125	Montana State	Nov. 18, 1967	W, 14-3

OTHER DIVISION I ERA HOME CROWDS OF 45,000 OR MORE

46,486	New Hampshire (so) (FW)	Sept. 3, 2016	W, 31-0
46,294	Fresno State*	Oct. 25, 1969	W, 56-14
46,293	Idaho (FW)	Nov. 8, 2014	W, 35-21
46,121	Brigham Young*	Nov. 24, 1979	L, 14-63
45,750	Iowa State	Oct. 10, 1981	W, 52-31
45,682	Utah State (FW)	Sept. 25, 2010	W, 41-7
46,132	UC Davis (so) (FW)	Sept. 2, 2017	W, 38-17
45,755	Sacramento State (so) (FW)	Sept. 8, 2018	W, 28-14
45,062	Brigham Young	Nov. 29, 1986	W, 10-3
45,022	New Mexico State	Oct. 18, 1975	W, 48-3

YEAR-BY-YEAR ATTENDANCE/DIVISION I ERA

Year	All Gms.	Overall Record	Overall Total	Overall Average	Home Gms.	Home Record	Home Total	Home Average
1969	11	11 0 0	354,938	32,267	6	6 0 0	246,834	41,139
1970	11	9 2 0	312,466	28,406	7	6 1 0	236,845	33,835
1971	11	6 5 0	231,022	21,002	7	5 2 0	182,471	26,047
1972	11	10 1 0	279,168	25,278	7	7 0 0	215,715	30,816
1973	11	9 1 1	261,893	23,808	7	6 1 0	212,407	30,201
1974	11	8 2 1	294,617	26,783	8	7 0 1	229,524	28,691
1975	11	8 3 0	323,717	29,428	6	4 2 0	252,242	42,040
1976	11	10 1 0	314,962	28,633	8	7 1 0	278,889	34,861
1977	11	10 1 0	354,739	32,249	7	7 0 0	274,068	38,153
1978	11	4 7 0	312,434	28,403	5	4 1 0	179,047	35,809
1979	11	8 3 0	379,955	34,541	6	5 1 0	236,978	39,978
1980	12	4 8 0	352,968	32,088	6	2 4 0	149,068	24,450
1981	11	6 5 0	391,934	35,630	5	2 3 0	171,829	34,366
1982	12	7 5 0	359,464	29,955	6	5 1 0	122,711	20,452
1983	12	2 9 1	248,626	20,719	5	1 4 0	89,743	17,949
1984	12	4 7 1	372,895	31,074	7	3 3 1	163,650	23,378
1985	12	5 6 1	339,385	28,282	7	5 2 0	136,396	19,485
1986	12	8 4 0	310,297	28,208	7	4 3 0	249,809	35,687
1987	12	5 7 0	385,968	32,164	6	4 2 0	137,464	22,911
1988	11	3 8 0	270,224	24,565	5	2 3 0	111,992	22,398
1989	12	6 5 1	319,800	26,650	7	4 2 1	143,236	20,462
1990	11	6 5 0	299,133	27,193	6	5 1 0	132,365	22,061
1991	13	8 4 1	461,660	35,512	7	5 1 1	232,689	33,241
1992	11	5 5 1	457,556	41,596	6	2 3 1	280,601	46,766
1993	12	6 6 0	461,122	38,426	7	4 3 0	269,339	38,477
1994	11	4 7 0	362,640	32,967	6	3 3 0	191,271	31,879
1995	12	8 4 0	416,559	34,713	7	5 2 0	215,386	30,769

ROAD/NEUTRAL GAME ATTENDANCE

Rk.	Att.	(NR) Opponent	Date	Result
1.	110,707	at (22) Michigan	Sept. 24, 2011	L, 7-28
2.	109,432	at (17) Michigan	Sept. 18, 2004	L, 21-24
3.	104,984	at (3) Ohio State	Sept. 7, 2013	L, 7-42
4.	104,533	at (9) Ohio State	Sept. 17, 2005	L, 6-27
5.	104,433	at (2) Ohio State	Sept. 9, 2003	L, 13-16
6.	102,432	at Ohio State	Oct. 20, 2001	L, 12-27
7.	95,107	at Penn State	Sept. 26, 2015	L, 21-37
8.	81,090	at Wisconsin	Sept. 16, 2006	L, 0-14
9.	80,795	at Notre Dame	Sept. 6, 2008	L, 13-21
10.	80,000	vs. Air Force* (MB)	Nov. 29, 1981	L, 16-21
11.	76,864	at Wisconsin	Sept. 20, 1997	L, 10-36
12.	76,340	at Wisconsin	Oct. 4, 1980	L, 12-35
13.	71,119	at (14) Oklahoma	Sept. 9, 1995	L, 22-38
14.	71,081	at (3) Washington	Sept. 13, 1997	L, 3-36
15.	66,044	at (4) Brigham Young*	Sept. 22, 1990	L, 34-62
16.	65,407	at (11) Brigham Young*	Oct. 12, 1985	L, 0-28
17.	65,261	at Brigham Young*	Sept. 10, 1992	W, 45-38
18.	64,471	at Brigham Young*	Nov. 13, 1982	L, 8-58
19.	64,341	at Brigham Young*	Nov. 7, 1987	L, 21-38
20.	64,107	at Brigham Young*	Nov. 15, 2008	L, 12-41
21.	64,050	at (4) Brigham Young*	Nov. 10, 1984	L, 3-34
22.	63,496	at Brigham Young*	Oct. 29, 1998	L, 0-13
23.	62,176	at Brigham Young*	Oct. 9, 2010	L, 21-24
24.	62,168	at Missouri	Sept. 8, 1979	L, 15-45
25.	61,194	at Brigham Young*	Oct. 21, 2000	W, 16-15
26.	60,804	at Brigham Young*	Oct. 7, 2006	L, 17-47

Year	All Gms.	Overall Record	Overall Total	Overall Average	Home Gms.	Home Record	Home Total	Home Average
1996	11	8 3 0	283,032	25,730	6	6 0 0	170,498	28,416
1997	12	5 7 0	439,923	36,660	5	3 2 0	130,109	26,022
1998	12	7 5 0	325,944	29,361	6	4 2 0	155,181	25,864
1999	11	5 6 0	361,894	32,899	5	2 3 0	149,398	29,880
2000	11	3 8 0	326,081	29,643	5	0 5 0	117,244	23,449
2001	11	3 8 0	378,840	34,440	6	2 4 0	135,109	22,518
2002	13	4 9 0	394,023	30,309	5	2 3 0	126,316	25,263
2003	12	6 6 0	396,227	33,019	6	4 2 0	133,754	22,626
2004	11	4 7 0	480,708	43,701	5	3 2 0	179,976	35,995
2005	12	5 7 0	465,423	38,785	6	3 3 0	217,339	36,223
2006	12	3 9 0	395,339	32,945	6	3 3 0	175,364	29,227
2007	12	4 8 0	390,436	32,536	6	2 4 0	167,637	27,940
2008	12	2 10 0	380,105	31,675	6	2 4 0	146,255	24,376
2009	12	4 8 0	328,151	27,346	6	3 3 0	146,785	24,464
2010	13	9 4 0	452,481	34,806	7	6 1 0	238,930	34,133
2011	13	8 5 0	522,758	40,212	7	4 3 0	279,056	39,865
2012	13	9 4 0	406,365	31,259	8	6 2 0	247,029	30,879
2013	13	8 5 0	422,018	32,463	6	3 3 0	199,344	33,224
2014	13	7 6 0	427,589	32,891	7	6 1 0	226,839	32,406
2015	14	11 3 0	427,141	30,510	7	6 1 0	203,459	29,066
2016	14	11 3 0	354,895	25,350	6	5 1 0	223,735	37,289
2017	13	10 3 0	453,742	34,093	7	5 2 0	275,428	39,347
2018	13	7 6 0	374,006	28,770	7	5 2 0	220,071	31,439
2019	13	10 4 0	337,888	25,991	6	4 2 0	179,376	29,896
2020	8	4 4 0	6,265	783	4	3 1 0		COVID
2021	14	12 2 0	188,512	13,465	8	6 2 0	85,399	10,674
2022	13	7 6 0	365,471	28,113	7	5 2 0	204,575	29,225

Offense Year-By-Year



2023 SAN DIEGO STATE RECORD BOOK

Season	Conf.			Rushing							Passing							NR	CR			
	G	W-L-T	Pct.	W-L-T	Pct.	Place	No.	Yds.	TDs	YPG	YPC	Att.	Com.	Int.	TDs	Yards	Rating			YPG		
1949	9	6-3	.667	3-1	.750	2nd	432	1,771		196.8	4.1	164	71	18	10	967	91.0	107.4				
1950	9	5-3-1	.611	3-0-1	.875	1st	403	1,561	18	173.4	3.9	171	83	17	13	1,275	116.4	141.7				
1951	11	10-0-1	.954	4-0	1.000	1st	417	2,083	30	208.3	5.0	219	107	12	17	1,585	124.3	158.5				
1952	9	4-5	.444	2-2	.500	3rd	427	2,425		269.4	5.7	200	86	16	12	1,145	94.9	127.2				
1953	9	5-3-1	.611	3-1-1	.700	2nd	387	1,959	28	217.7	5.1	136	50	17	5	812	74.1	90.2				
1954	9	5-4	.556	2-2	.500	2nd	404	1,782	20	198.0	4.4	147	58	13	6	585	68.7	65.0				
1955	10	2-8	.200	no conference standings			390	988	5	98.8	2.5	159	75	18	5	930	84.0	93.0				
1956	9	4-3-2	.556	2-1-1	.625	t-2nd	419	1,522		169.1	3.6	136	56	12	5	845	87.9	93.9				
1957	9	2-7	.222	0-1	.000	5th	340	933		103.7	2.7	175	68	17	6	1,088	83.0	120.9				
1958	8	3-5	.375	1-4	.200	4th	262	637	9	79.6	2.4	167	68	14	9	888	86.4	111.0				
1959	8	1-6-1	.187	0-5	.000	6th	278	880	4	110.0	3.2	140	66	16	7	742	85.3	92.8				
1960	8	1-6-1	.187	0-5	.000	6th		922	4	115.3		111	64	9	2	475	83.3	59.4				
1961	10	7-2-1	.750	2-2-1	.500	3rd	442	2,140	24	214.0	4.8	124	62	3	10	1,079	144.9	107.9				
1962	10	8-2	.800	5-0	1.000	1st	490	2,317	31	231.7	4.7	117	66	8	9	1,018	141.2	101.8				
1963	9	7-2	.778	3-1	.750	t-1st	417	1,977	30	219.7	4.7	147	68	7	13	1,287	139.5	143.0				
1964	10	8-2	.800	4-1	.800	2nd	408	2,150	32	215.0	5.2	250	132	10	27	2,076	150.2	207.6				
1965	10	8-2	.800	3-2	.600	3rd	382	2,022	22	202.2	5.3	256	160	13	25	2,083	152.2	208.3				
1966	11	11-0	1.000	5-0	1.000	1st	361	1,585	18	158.5	4.4	299	166	17	19	2,681	140.4	268.1				
1967	11	10-1	.909	5-0	1.000	1st	449	1,738	21	173.8	3.8	220	114	11	15	1,819	133.8	181.9				
1968	10	9-0-1	.950	independent			489	1,813	25	181.3	3.7	278	150	17	21	2,370	138.3	237.0				
1969	11	11-0	1.000	6-0	1.000	1st	423	1,580	18	158.0	3.7	4	417	244	28	43	3,742	154.5	374.2		1	
1970	11	9-2	.818	5-1	.833	t-1st	465	1,438	16	130.7	3.1	4	390	215	24	28	3,029	131.8	275.4		1	
1971	11	8-4	.667	5-1	.833	t-4th	371	763	14	69.4	2.0	7	409	211	27	18	2,765	109.7	251.4		1	
1972	11	10-1	.909	4-0-0	1.000	1st	502	1,728	17	157.1	3.4	2	327	184	25	18	2,525	124.0	229.5		1	
1973	11	9-1-1	.863	3-0-1	.875	1st	434	1,422	18	129.3	3.2	2	385	247	24	24	3,355	145.5	305.0		1	
1974	11	8-2-1	.773	4-0	1.000	1st	489	2,025	22	184.1	4.1	3	358	174	18	15	2,496	110.9	226.9	3	1	
1975	11	8-3	.727	3-2	.600	1st	396	1,316	18	119.5	3.3	5	411	238	27	17	3,204	123.9	291.3	1	1	
1976	11	10-1	.909	independent			559	2,060	17	187.2	3.7	215	125	8	5	1,371	111.9	124.6				
1977	11	10-1	.909	independent			418	1,890	19	171.8	4.5	331	192	16	26	2,685	142.4	244.1				
1978	11	4-7	.363	2-4	.300	6th	503	1,880	13	170.9	3.7	378	212	15	14	2,347	112.5	213.4				
1979	11	8-3	.727	5-2	.714	t-2nd	512	1,194	20	108.5	3.9	338	174	25	13	2,426	109.7	220.5				
1980	12	4-8	.333	4-4	.500	4th	504	1,151	12	95.9	2.3	366	183	24	7	2,028	89.7	169.0				
1981	11	6-5	.545	3-5	.375	6th	342	839	16	76.2	2.5	447	265	15	21	3,366	131.3	306.0				
1982	12	7-5-0	.583	4-3	.571	t-3rd	411	1,169	12	97.4	2.8	455	250	18	21	3,264	122.5	272.0				
1983	12	2-9-1	.208	1-6-1	.187	8th	373	920	10	76.7	2.5	403	216	25	14	2,835	111.8	236.3				
1984	12	4-7-1	.375	4-3-1	.562	t-4th	400	1,141	19	95.1	2.9	360	198	16	12	2,542	116.4	211.8				
1985	12	5-6-1	.458	3-4-1	.438	6th	390	1,795	16	149.6	4.6	437	269	21	24	3,447	136.3	287.3				
1986	12	8-4	.667	7-1	.875	1st	443	1,029	15	93.5	2.3	9	390	241	12	14	2,766	127.1	251.5		4	
1987	12	5-7	.417	4-4	.500	5th	415	1,273	20	106.1	3.1	88	6	509	314	16	26	3,990	138.1	332.5	2	1
1988	11	3-8	.273	3-5	.375	t-6th	433	1,161	16	105.5	2.7	97	7	387	220	18	7	2,473	107.2	224.8	25	5
1989	12	6-5-1	.542	4-3	.571	t-5th	502	1,913	30	159.4	3.8	49	4	449	262	20	16	3,697	130.4	308.1	8	4
1990	11	6-5	.545	5-2	.714	3rd	442	1,712	28	155.6	3.9	59	4	485	287	8	29	4,086	146.4	371.5	3	2
1991	13	8-4-1	.654	6-1-1	.813	2nd	521	2,476	30	206.3	4.8	24	3	433	228	15	22	3,263	125.8	271.9	11	4
1992	11	5-5-1	.500	5-3	.625	4th	421	2,012	18	182.9	4.8	36	6	386	201	11	22	2,764	125.3	251.3	20	5
1993	12	6-6	.500	4-4	.500	t-6th	449	1,750	23	145.8	3.9	65	8	465	269	14	28	3,836	141.0	319.7	9	3
1994	11	4-7	.364	2-6	.250	8th	405	1,236	14	112.4	3.1	93	10	410	257	16	27	3,244	143.1	294.9	6	2
1995	12	8-4	.667	5-3	.625	5th	487	2,433	27	202.8	5.0	26	4	396	246	14	24	3,352	146.2	279.3	11	3
1996	11	8-3	.727	6-2	.750	*t-2nd	443	1,905	22	173.2	4.3	43	7	360	235	5	29	3,336	166.9	303.3	11	3
1997	12	5-7	.417	4-4	.500	*t-4th	441	1,356	9	113.0	3.1	93	12	359	186	16	18	2,638	121.2	219.8	45	4
1998	11	7-5	.583	7-1	.875	*t-1st	472	2,052	17	186.6	4.4	32	5	270	144	11	8	1,616	105.2	146.9	91	11
1999	11	5-6	.455	3-4	.429	t-5th	441	1,936	14	176.0	4.4	30	2	331	175	11	17	2,270	120.8	206.4	65	5
2000	11	3-8	.273	3-4	.429	t-5th	365	854	10	77.6	2.3	108	8	376	194	13	7	2,501	106.7	227.4	41	3
2001	11	3-8	.273	2-5	.286	7th	429	1,627	17	147.9	3.8	63	7	333	160	15	5	1,927	92.6	175.2	89	5
2002	13	4-9	.308	4-3	.571	t-3rd	370	948	9	72.9	2.6	114	8	584	352	10	24	4,302	132.3	330.9	5	1
2003	12	6-6	.500	3-4	.429	t-4th	413	1,470	11	122.5	3.6	88	6	442	241	17	10	2,609	103.9	217.4	60	3
2004	11	4-7	.364	2-5	.286	7th	377	1,432	9	130.2	3.8	80	5	444	240	17	16	2,691	109.2	244.6	33	4
2005	12	5-7	.417	4-4	.500	t-4th	458	1,770	16	147.5	3.9	54	6	401	246	14	20	2,779	129.0	231.6	45	5
2006	12	3-9	.250	3-5	.375	t-6th	423	1,430	10	119.2	3.4	80	6	294	171	17	8	1,804	107.1	150.3	107	8
2007	12	4-8	.333	3-5	.375	6th	359	1,247	19	103.9	3.5	105	9	458	270	9	16	3,272	126.6	272.7	28	2
2008	12	2-10	.166	1-7	.125	t-8th	284	878	11	73.2	3.1	117	9	489	271	11	16	2,871	111.0	239.3	42	4
2009	12	4-8	.333	2-6	.250	7th	328	940	8	78.3	2.9	116	9	448	246	16	25	3,163	125.5	263.6	30	2
2010	13	9-4	.692	5-3	.625	t-3rd	439	2,097	29	161.3	4.8	48	4	426	244	14	28	3,840	148.1	295.4	12	1
2011	13	8-5	.615	4-3	.571	4th	486	2,398	28	184.5	4.9	30	3	449	238	8	23	3,158	125.4	242.9	49	2
2012	13	9-4	.692	7-1	.875	t-1st	578	2,869	30	220.7	5.0	20	4	309	182	11	21	2,287	136.4	175.9	103	8
2013	13	8-5	.615	6-2	.750	t-2nd	510	2,166	30	166.6	4.2	68	9	462	260	14	19	3,358	124.8	258.3	38	7
2014	13	7-6	.538	5-3	.625	t-1st	517	2,809	26	216.1	5.4	26	3	349	183	15	10	2,319	109.1	178.4	106	10
2015	14	11-3	.786	8-0	1.000	1st	675	3,266	32	233.3	4.8	14	3	252								

Offense Year-By-Year



2023 SAN DIEGO STATE RECORD BOOK

Season	Total Offense				Scoring				First Downs				Fumbles		SDSU Miscellaneous					
	Plays	Yards	YPP	YPG	NR	CR	Points	PPG	NR	CR	Rush	Pass	Pen	Total	No-Lost	TOs	ToP	Pen-Yds	Return	Punts
1949	596	2,738	4.6	304.2			195	21.7						116						58-33.6
1950	574	2,836	4.9	315.1			212	23.6			79	50	2	131	31-17	34		52-491	1,167	50-32.8
1951	636	3,668	5.8	366.8			352	35.2						127	19	31	660	1,237	53-33.5	
1952	627	3,570	5.7	396.6			238	26.4						164	14	30	599	1,237	42-31.7	
1953	523	2,771	5.3	307.9			230	25.6						135	21	38	442	869	37-32.8	
1954	551	2,352	4.3	261.3			177	19.7						111	17	30	64-579	1,005	50-31.7	
1955	549	1,918	3.5	191.8			65	6.5			57	43	7	107	54-29	47	43-383	1,084	51-35.8	
1956	558	2,367	4.2	263.0			149	16.6			73	38	4	115	22-14	26	378	1,115	40-31.9	
1957	515	2,021	3.9	224.6			77	8.6			49	40	4	93	30-17	34	42-333	852	55-37.2	
1958	429	1,525	3.5	190.6			84	10.5			34	43	3	80	20-13	27	29-275	974	49-34.6	
1959	418	1,622	3.8	202.8			74	9.3			55	26	7	88	15-8	22	27-243	906	45-38.2	
1960		1,397		139.7			53	6.6						87						
1961	566	3,219	5.5	321.9			231	23.1			116	27	5	148	19-5	8	44-468	960	36-35.0	
1962	607	3,335	5.5	333.5			294	29.4			125	45	5	169	30-16	24	42-406	1,258	29-36.3	
1963	564	3,264	5.8	362.7			317	35.2			115	43	8	166	20-10	17	70-668	1,212	33-39.3	
1964	658	4,226	6.4	426.6			423	42.3			106	83	12	201	23-9	19	88-839	1,096	40-34.9	
1965	638	4,105	6.3	410.5			353	35.3			95	77	11	183	34-22	35	88-832	982	39-40.3	
1966	660	4,266	6.4	426.6			289	28.9			68	105	14	188	29-17	34	77-817	838	45-41.9	
1967	669	3,557	5.3	355.7			292	29.2			82	64	11	157	30-19	30	84-888	1,366	62-38.0	
1968	767	4,183	5.4	418.3			377	34.3			96	92	12	200	22-13	30	72-643	761	60-35.3	
1969	840	5,322	6.3	532.2		1	464	46.4			98	152	14	264	19-14	42	78-882	1,667	36-33.8	
1970	855	4,467	5.2	406.1		1	364	33.1			110	102	22	234	24-16	40	106-1,144	1,328	65-37.0	
1971	780	3,528	4.5	320.1		3	245	22.3			58	116	16	190	34-17	44	86-891	1,235	70-36.5	
1972	829	4,254	5.1	386.7		1	266	24.2			89	106	15	210	32-20	45	80-779	909	58-38.2	
1973	819	4,777	5.8	434.3		1	321	29.2			72	164	15	251	39-25	49	76-826	1,199	50-32.5	
1974	847	4,521	5.3	411.0	8	1	292	26.5			107	115	20	242	37-20	38	83-864	1,234	56-35.9	
1975	806	4,520	5.6	410.8	8	1	320	29.0			77	148	17	242	29-17	44	80-794	1,039	37-36.9	
1976	774	3,431	4.4	311.9			197	17.9			114	68	11	193	34-16	24	67-672	786	66-36.8	
1977	749	4,575	6.1	415.9			349	31.7			89	112	11	212	23-9	25	90-986	1,071	56-38.1	
1978	881	4,227	4.8	384.3			242	22.0			123	109	21	253	29-18	33	84-854	1,154	50-37.9	
1979	850	4,420	5.2	401.8			286	26.0			114	96	14	224	36-22	47	86-890	1,332	51-41.7	
1980	870	3,179	3.65	264.9			161	13.4			85	89	18	192	31-15	39	87-884	1,468	86-39.9	
1981	789	4,205	5.32	382.2			279	25.3			61	144	20	225	24-9	24	91-967	1,193	57-41.7	
1982	866	4,433	5.12	369.4			308	25.7			79	133	20	232	26-17	35	105-1,004	1,323	76-37.5	
1983	776	3,755	4.84	312.9			221	18.4			57	127	17	201	16-8	33	94-707	1,370	74-44.0	
1984	760	3,683	4.85	306.9			265	22.1			66	109	17	192	23-11	27	99-742	1,411	76-42.5	
1985	827	5,242	6.34	436.8			348	29.0			94	149	16	259	38-17	29	110-917	988	48-41.5	
1986	833	3,795	4.6	345.0		8	254	23.1		7	84	127	12	233	19-8	20	86-678	1,264	69-40.3	
1987	924	5,263	5.7	438.6	10	3	357	29.8	17	3	87	169	25	281	27-19	35	109-908	1,581	60-42.6	
1988	820	3,634	4.4	330.4	68	8	204	18.5	79	7	70	124	11	205	26-8	26	75-673	1,738	71-39.8	
1989	951	5,610	5.9	467.5	7	3	368	30.7	19	5	108	166	18	292	24-12	32	90-831	1,344	55-39.8	
1990	927	5,798	6.3	527.9	3	2	459	41.7	3	2	95	174	18	287	20-7	15	92-829	1,080	50-37.1	
1991	955	5,739	6.0	478.3	6	2	403	33.6	14	2	127	143	21	291	26-14	29	97-893	1,421	61-37.6	
1992	807	4,776	5.9	434.2	13	3	334	30.4	14	3	104	110	16	230	13-5	16	75-615	4,399	32-11.1	
1993	914	5,586	6.1	465.5	11	4	413	34.4	14	3	110	168	27	305	20-12	26	102-838	1,440	55-36.1	
1994	815	4,480	5.5	407.3	26	7	332	30.2	23	5	96	131	16	243	28-15	31	79-567	1,363	59-38.4	
1995	883	5,785	6.6	482.1	7	1	401	33.4	12	1	133	132	17	282	21-13	27	94-875	1,610	52-43.0	
1996	813	5,241	6.5	476.5	8	3	428	38.9	8	3	101	147	12	260	17-7	12	27:59	84-631	1,597	48-46.5
1997	800	3,994	5.0	332.8	76	10	257	21.4	77	12	77	107	15	199	25-10	26	28:41	103-907	1,315	66-42.4
1998	742	3,668	4.9	333.5	75	12	230	20.9	78	10	101	76	15	192	20-9	20	31:06	78-679	1,229	63-40.0
1999	772	4,206	5.4	382.4	49	4	272	24.7	68	5	108	92	17	217	25-13	24	30:44	80-670	985	57-36.8
2000	804	3,852	4.8	305.0	103	6	170	15.5	106	8	64	109	14	187	22-11	24	29:17	58-487	1,170	81-40.5
2001	762	3,554	4.7	323.1	98	8	184	16.7	111	8	85	88	15	188	23-13	28	31:03	66-566	1,256	67-41.4
2002	954	5,250	5.5	403.8	29	2	309	23.8	82	6	68	188	25	281	24-17	27	27:47	82-686	1,450	65-39.2
2003	855	4,079	4.8	339.9	88	6	224	18.7	102	7	84	118	20	222	21-12	29	30:13	81-737	1,007	71-41.1
2004	821	4,123	5.0	374.8	56	4	234	21.3	91	6	85	115	18	218	21-10	27	29:24	89-817	1,131	62-36.0
2005	859	4,549	5.3	379.1	58	7	323	26.9	56	6	94	126	19	239	23-12	26	28:56	72-566	1,124	67-44.8
2006	717	3,234	4.5	269.5	108	9	170	14.2	113	9	85	74	16	175	26-8	25	29:55	71-260	1,057	64-39.9
2007	817	4,519	5.5	376.6	73	5	301	25.1	76	6	70	136	12	218	13-7	16	27:14	72-602	1,632	73-43.6
2008	773	3,749	4.8	312.4	99	8	231	19.3	104	8	59	129	19	207	17-14	25	26:14	73-612	1,518	72-39.1
2009	776	4,103	5.3	341.9	86	7	280	23.3	85	6	50	145	19	214	17-9	25	27:47	67-570	1,525	62-43.7
2010	865	5,937	6.9	456.7	16	2	455	35.0	20	2	92	154	18	264	13-8	22	28:15	77-672	1,020	55-43.7
2011	935	5,556	5.9	427.4	32	4	387	29.8	46	4	114	148	19	281	15-8	16	30:24	60-534	1,388	61-43.8
2012	887	5,156	5.8	396.6	61	4	427	32.8	36	3	150	103	25	278	25-14	25	30:56	73-638	1,338	49-41.0
2013	972	5,524	5.7	424.9	51	7	387	29.8	59	9	114	139	16	269	27-16	30	32:03	88-768	1,478	57-38.8
2014	866	5,128	5.9	394.5	71	8	325	25.0	88	8	129	105	18	252	14-7	22	31:19	77-694	1,177	59-35.8
2015	927	5,254	5.7	375.3	85	7	450	32.1	46	3	150	85	25	260	16-9	12	32:43	89-813	1,565	77-40.3
2016	892	5,703	6.4	407.4	68	6	493	35.2	29	4	165	94	19	278	16-9	17	31:23	98-845	1,619	63-41.3
2017	827	5,202	6.3	400.2	64	6	400	30.8	45	4	140	92	23	255	13-9	13	31:55	85-758	1,339	60-37.6
2018	831	4,535	5.5	348.8	111	9	268	20.6	119	12	105	105	15	225	17-11	18	30:18	93-803	812	68-41.8
2019	933	4,461	4.8	343.2	110	12	276	21.2	112	12	113	128	18	259	6-2	8	33:51	78-655	742	74-4

Defense Year-By-Year



2023 SAN DIEGO STATE RECORD BOOK

Season	Conf.			Rushing							Passing							NR	CR			
	G	W-L-T	Pct.	W-L-T	Pct.	Place	No.	Yds.	TDs	YPG	YPC	Att.	Com.	Int.	TDs	Yards	Rating			YPG		
1949	9	6-3	.667	3-1	.750	2nd		1,307			145.2					1,091		121.2				
1950	9	5-3-1	.611	3-0-1	.875	1st		1,539			171.0				199	89	11	1,057	96.5	117.4		
1951	11	10-0-1	.954	4-0	1.000	1st		1,497			149.7				220	65	32	7	899	45.2	89.9	
1952	9	4-5	.444	2-2	.500	3rd		2,049			227.7				208	94	17		1,309		145.4	
1953	9	5-3-1	.611	3-1-1	.700	2nd		1,052			116.9				151	47	15	4	657	56.6	72.7	
1954	9	5-4	.556	2-2	.500	2nd	364	1,354			150.4				160	64	24	5	789	61.7	88.0	
1955	10	2-8	.200	no conference standings				438	1,787			178.7				173	77	11	12	1,188	112.4	118.8
1956	9	4-3-2	.556	2-1-1	.625	t-2nd	350	1,820			202.2				196	103	13	11	1,482	121.3	164.7	
1957	9	2-7	.222	0-1	.000	5th	423	2,181			242.3				139	69	13	11	1,075	122.0	119.4	
1958	8	3-5	.375	1-4	.200	4th	419	2,052			256.5				125	52	12		861		107.6	
1959	8	1-6-1	.187	0-5	.000	6th		2,001	23		250.1				159	85	8	7	1,161	119.3	145.1	
1960	8	1-6-1	.187	0-5	.000	6th		1,313			164.1				146	80	6		1,153		144.1	
1961	10	7-2-1	.750	2-2-1	.500	4th	385	1,573			157.3	4.1			195	94	18		1,082		108.2	
1962	10	8-2	.800	5-0	1.000	1st	374	1,403			140.3	3.8			175	75	23		950		95.0	
1963	9	7-2	.778	3-1	.750	t-1st	323	1,123	9		124.8	3.5			216	102	21	7	1,078	80.4	119.8	
1964	10	8-2	.800	4-1	.800	2nd	349	617	5		61.7	1.8			267	123	23	4	1,309	75.0	130.9	
1965	10	8-2	.800	3-2	.600	3rd	354	510	4		51.0	1.4			255	98	17	7	1,184	73.2	118.4	
1966	11	11-0	1.000	5-0	1.000	1st	356	747	7		74.7	2.1			278	137	14	7	1,462	91.7	146.2	
1967	11	10-1	.909	5-0	1.000	1st	409	880	4		80.0	2.2			326	136	14	15	1,655	91.0	165.5	
1968	10	9-0-1	.950	independent				398	1,001	9		100.1	2.5			321	146	26	11	1,828	88.4	182.8
1969	11	11-0	1.000	6-0	1.000	1st	411	1,069	15		106.9	2.6			314	128	36	11	1,700	74.9	170.0	
1970	11	9-2	.818	5-1	.833	t-1st	512	1,201	10		109.2	2.3		1	230	85	12	6	1,062	73.9	96.5	
1971	11	8-4	.667	5-1	.833	t-4th	549	1,534	20		139.5	2.8		3	260	112	17	8	1,562	90.6	142.0	
1972	11	10-1	.909	4-0	1.000	1st	506	1,608	9		146.2	3.2		4	233	98	12	9	1,364	93.7	124.0	
1973	11	9-1-1	.863	3-0-1	.875	1st	551	1,820	10		165.5	3.3		4	332	136	31	6	1,660	70.3	150.9	
1974	11	8-2-1	.773	4-0	1.000	1st	527	1,807	11		164.3	3.4		2	277	106	18	10	1,512	83.0	137.5	
1975	11	8-3	.727	3-2	.600	1st	507	1,449	10		131.7	2.8		12	240	106	20	7	1,361	84.8	123.7	
1976	11	10-1	.909	independent				498	1,713	10		155.7	3.4			247	107	16	4	1,228	77.5	111.6
1977	11	10-1	.909	independent				512	1,243	13		113.0	2.4			334	169	22	9	2,266	103.3	206.0
1978	11	4-7	.363	2-4	.300	t-5th	530	2,191	20		199.2	4.1			225	106	11	10	1,444	105.9	131.3	
1979	11	8-3	.727	5-2	.714	t-6th	513	2,024	18		184.0	3.9			278	125	22	11	1,773	95.8	161.2	
1980	12	4-8	.333	4-4	.500	4th	626	2,357	21		196.4	3.8			277	144	15	16	1,944	119.2	162.0	
1981	11	6-5	.545	3-5	.375	6th	517	1,891	17		171.9	3.7			322	165	19	14	2,057	107.5	187.0	
1982	12	7-5-0	.583	4-3-0	.571	t-3rd	517	2,166	19		151.5	3.5			382	205	17	21	2,573	119.5	214.4	
1983	12	2-9-1	.208	1-6-1	.187	8th	639	3,323	30		250.8	4.7			315	175	15	14	2,554	128.8	212.8	
1984	12	4-7-1	.375	4-3-1	.562	t-4th	548	2,307	14		160.1	3.5			363	189	14	10	2,501	111.3	208.4	
1985	12	5-6-1	.458	3-4-1	.438	6th	517	2,423	23		167.3	3.9			408	254	9	15	2,859	128.8	238.3	
1986	12	8-4	.667	7-1	.875	1st	393	1,373	10		124.8	3.5		3	379	194	15	16	2,353	109.4	213.9	
1987	12	5-7	.417	4-4	.500	5th	508	2,219	36		184.9	4.4	70	7	344	205	16	18	2,994	140.7	249.5	
1988	11	3-8	.273	3-5	.375	t-6th	495	2,528	35		229.8	5.1	89	7	295	165	10	11	2,218	124.6	201.6	
1989	12	6-5-1	.542	4-3	.571	t-5th	454	2,171	27		180.9	4.8	69	4	412	211	19	20	3,143	122.1	261.9	
1990	11	6-5	.545	5-2	.714	3rd	399	1,681	27		152.8	4.2	46	7	375	195	9	22	3,139	136.9	285.3	
1991	13	8-4-1	.654	6-1-1	.813	2nd	453	1,790	22		149.2	4.0	39	1	436	216	11	26	3,643	134.4	303.5	
1992	12	5-5-1	.500	5-3	.625	4th	477	2,189	21		199.0	4.6	83	5	335	176	9	20	2,443	128.1	222.1	
1993	12	6-6	.500	4-4	.500	t-6th	480	2,222	24		185.2	4.6	72	5	381	186	11	26	2,915	129.8	242.9	
1994	11	4-7	.364	2-6	.250	8th	497	2,036	18		185.1	4.1	69	6	379	221	14	19	2,836	130.3	257.8	
1995	12	8-4	.667	5-3	.625	5th	451	1,898	13		158.2	4.2	54	3	479	285	26	17	3,606	123.6	300.5	
1996	11	8-3	.727	6-2	.750	*t-2nd	460	1,882	23		171.1	4.1	70	5	363	217	12	16	3,103	139.5	282.1	
1997	12	5-7	.417	4-4	.500	*t-4th	517	1,912	20		159.3	3.7	63	9	337	197	11	19	2,682	137.4	223.5	
1998	12	7-5	.583	7-1	.875	*t-1st	431	1,477	10		134.4	3.4	34	4	345	198	10	16	2,224	121.1	202.2	
1999	11	5-6	.455	3-4	.429	t-5th	425	1,188	2.8		108.0	2.8	19	2	313	180	12	15	2,161	123.7	196.5	
2000	11	3-8	.273	3-4	.429	t-5th	455	1,602	15		145.6	3.5	52	5	349	202	8	15	2,250	121.6	204.6	
2001	11	3-8	.273	2-5	.286	7th	444	1,546	18		140.6	3.5	50	3	309	170	13	15	2,178	121.8	198.0	
2002	13	4-9	.308	4-3	.571	t-3rd	568	2,226	19		171.2	3.9	83	6	435	243	14	31	3,121	133.2	240.1	
2003	12	6-6	.500	3-4	.429	t-4th	468	1,944	5		129.5	3.3	32	2	345	176	12	12	1,923	102.4	160.3	
2004	11	4-7	.364	2-5	.286	7th	451	1,526	13		138.7	3.4	44	2	383	207	14	17	2,501	116.2	227.4	
2005	12	5-7	.417	4-4	.500	t-4th	514	2,223	30		185.2	4.3	95	8	407	236	18	10	2,649	111.9	220.8	
2006	12	3-9	.250	3-5	.375	t-6th	489	2,169	14		180.8	4.4	106	9	294	174	9	22	2,052	136.3	171.0	
2007	12	4-8	.333	3-5	.375	6th	547	2,898	28		241.5	5.3	118	9	397	266	16	23	3,080	143.2	256.7	
2008	12	2-10	.166	1-7	.125	t-8th	583	2,970	35		247.5	5.1	118	9	311	205	9	21	2,559	151.5	213.2	
2009	12	4-8	.333	2-6	.250	7th	503	1,986	23		165.5	3.9	85	7	348	204	11	15	2,598	129.2	216.5	
2010	13	9-4	.692	5-3	.625	t-3rd	521	1,934	16		148.8	3.7	57	4	427	221	10	18	2,665	113.4	205.0	
2011	13	8-5	.615	4-3	.571	4th	533	2,204	23		169.5	4.1	78	3	364	204	15	18	2,882	130.6	221.7	
2012	13	9-4	.692	7-1	.875	t-1st	486	1,735	16		133.5	3.6	28	1	443	274	14	23	3,062	130.7	235.5	
2013	13	8-5	.615	6-2	.750	t-2nd	467	1,708	20		131.4	3.7	22	2	488	296	8	31	3,312	135.4	254.8	
2014	13	7-6	.538	5-3	.625	t-1st	522	2,001	22		153.9	3.8	48	4	355	198	14	10	2,321	112.1	178.5	
2015	14	11-3	.786	8-0	1.000	1st	482	1,522	14		108.7	3.2	7	2	381	204	23	14	2,500	108.7	178.6	
2016	14	11-3	.786	6-2	.750	1st	480	1,480	10		105.7	3.1	6	1	445	240	26	24	2,936	115.5	209.7	
2017	13	10-3	.769	6-2	.750	t-2nd	471	1,765	17		135.8	3.7	32	3	333	191	14	14				

Defense Year-By-Year



2023 SAN DIEGO STATE RECORD BOOK

Season	Total Offense				Scoring				First Downs				Fumbles		Opponent Miscellaneous					
	Plays	Yards	YPP	YPG	NR	CR	Points	PPG	NR	CR	Rush	Pass	Pen	Total	No-Lost	TOs	ToP	Pen-Yds	Return	Punts
1949		2,398		266.4			200	22.2						102						
1950		2,596		288.4			186	20.7			88	43	6	137	41-24	35		46-412		53-30.2
1951		2,396		239.6			120	12.0						127	27	59		538		31.9
1952		3,358		373.1			267	29.7						142	15	32		532		33.5
1953		1,706		189.6			142	15.8						86	15	30		418		36.7
1954	524	2,146	4.1	240.4			141	15.7						94	17	41		52-567		54-32.9
1955	611	2,975	4.9	297.5			231	23.1			93	44	11	148	45-18	29		69-594	811#^	44-36.4
1956	545	3,101	5.7	344.6			217	24.1			86	51	3	140	24-20	33		534	665#^	29-38.7
1957	562	3,256	5.8	361.8			243	27.0			106	41	6	153	35-22	35		56-567	1,090	37-30.0
1958	544	2,913	5.4	364.1			200	25.0			95	38	2	135	31-19	31		61-524	526#	26-36.3
1959		2,963		370.4			208	26.1			84	42	2	128	17-9	17		51-523	736#	25-34.7
1960		2,466		308.3			207	25.9						116						
1961	580	2,655	4.6	265.5			154	15.4			98	45	1	144	10-6	24		50-417	841	45-32.0
1962	549	2,353	4.3	235.3			135	13.5			68	44	5	117	21-12	35		37-334	1,491	41-36.2
1963	539	2,201	4.1	244.6			118	13.1			67	43	12	122	15-9	30		44-413	1136	42-36.4
1964	616	1,926	3.1	192.6			71	7.1			54	54	21	129	37-20	43		61-537	1,068	65-33.2
1965	609	1,694	2.8	169.4			87	8.7			47	54	20	121	28-21	38		51-447	1,225	77-34.5
1966	634	2,209	3.5	220.9			98	9.8			54	61	19	134	16-11	25		52-569	1,049	77-37.6
1967	735	2,535	3.4	253.5			129	12.9			62	76	26	164	28-17	31		59-630	1,373	76-35.2
1968	719	2,829	3.9	282.9			155	15.5			69	70	15	154	28-17	43		59-743	1,535	74-37.0
1969	725	2,769	3.8	276.9			187	18.7			67	57	23	147	22-12	48		50-486	1,648	71-36.0
1970	742	2,263	3.0	205.7			123	11.2			77	37	20	134	36-15	29		62-681	1,328	103-35.3
1971	809	3,096	3.8	281.5		1	230	20.9			101	58	23	182	38-19	36		64-659	1,235	67-34.1
1972	739	2,972	4.0	270.2		4	143	13.0			85	52	14	151	36-25	37		71-718	1,258#	84-35.3
1973	883	3,480	4.0	316.4		4	129	11.7			95	86	17	198	38-19	40		61-607	1,192#	59-37.1
1974	816	3,319	4.1	301.7		2	170	15.5			105	62	18	185	27-16	34		73-848	1,393#	75-34.3
1975	747	2,810	3.8	255.5		1	145	13.1			86	61	21	168	33-15	35		58-672	1,199#	73-35.8
1976	745	2,941	3.9	267.3			125	11.4			101	52	21	174	25-15	31		67-697	931#	75-36.0
1977	856	3,509	4.1	319.0			165	15.0			85	106	28	219	25-14	36		49-518	1,023#	60-35.0
1978	755	3,635	4.8	330.5			257	23.3			110	68	27	205	28-18	29		75-729	1,031	60-40.8
1979	791	3,797	4.8	345.2			276	25.1			95	78	27	200	43-21	43		78-756	1,694	60-38.7
1980	903	4,301	4.8	358.4			294	24.5			141	79	29	249	41-28	43		86-901	1,057	65-41.5
1981	839	3,948	4.7	358.9			227	20.6			111	88	15	214	27-14	33		79-785	1,241	65-37.7
1982	899	4,386	4.9	365.5			320	26.7			104	116	22	242	28-14	31		86-707	940	77-36.2
1983	954	5,563	5.8	463.6			347	28.9			159	117	13	289	29-17	32		84-751	731	53-41.8
1984	911	4,422	4.9	368.5			250	20.8			106	120	19	245	36-15	29		78-699	983	69-40.3
1985	925	4,867	5.3	405.6			317	26.4			117	133	21	271	25-12	21		93-798	1,293	67-40.4
1986	772	3,726	4.8	338.7		3	240	21.8		5	92	96	13	201	30-16	31		75-600	1,526	63-39.6
1987	852	5,213	6.1	434.4	95	7	428	35.7	98	8	113	137	19	269	25-14	30		85-802	1,731	53-38.6
1988	790	4,746	6.0	431.5	95	6	384	34.9	100	8	134	102	17	253	22-12	22		64-523	1,407	50-38.0
1989	866	5,314	6.1	442.8	96	7	378	31.5	90	6	104	133	20	257	22-9	28		76-665	1,870	58-39.0
1990	774	4,820	6.2	438.2	95	9	386	35.1	100	9	94	115	24	233	21-16	25		72-606	1,541	64-37.6
1991	889	5,433	6.1	452.8	103	8	361	30.1	86	5	107	124	25	256	26-12	23		93-757	1,169	69-37.7
1992	812	4,632	5.7	421.1	97	8	337	30.6	95	9	111	109	10	229	29-12	21		68-523	1,212	64-40.0
1993	878	5,137	5.9	428.1	94	7	392	32.7	99	8	106	116	14	236	21-9	20		103-964	1,694	68-38.2
1994	876	4,872	5.6	442.9	95	7	337	30.6	87	7	112	133	8	253	24-13	27		77-583	1,171	53-38.0
1995	947	5,504	5.8	458.7	95	8	283	23.6	56	3	99	168	17	284	26-11	37		104-872	1,738	59-36.8
1996	823	4,985	6.1	453.2	100	13	303	27.6	69	8	103	129	19	251	19-8	20	32:01	56-551	1,158	59-43.3
1997	854	4,594	5.4	382.8	72	13	333	27.8	74	11	107	98	34	243	25-12	23	31:19	70-609	1,578	62-40.5
1998	776	3,701	4.8	336.5	35	5	224	20.4	32	5	87	101	20	208	22-10	20	28:54	67-570	1,361	58-39.3
1999	738	3,349	4.5	304.5	16	1	226	20.5	30	3	67	94	17	178	18-8	20	29:14	78-631	1,174	65-39.6
2000	804	3,852	4.8	350.2	45	5	273	24.8	57	5	84	113	12	209	25-11	17	30:43	72-640	1,504	68-41.4
2001	753	3,724	4.9	338.6	34	3	290	26.4	66	5	87	89	16	192	21-6	19	28:57	70-604	1,405	61-40.8
2002	1,003	5,347	5.3	410.9	95	7	411	31.6	92	7	130	139	23	292	31-13	27	32:08	79-665	1,177	73-39.9
2003	813	3,477	4.3	289.8	8	1	207	17.3	13	1	77	87	27	191	23-16	28	29:47	73-700	1,511	76-41.6
2004	834	4,027	4.8	366.1	52	3	282	25.6	62	4	91	103	28	222	21-12	26	30:36	66-604	1,359	65-39.2
2005	921	4,872	5.3	406.0	83	6	325	27.1	71	4	129	118	16	263	19-10	28	31:04	80-722	1,587	61-39.9
2006	783	4,221	5.4	351.8	73	6	325	27.1	94	8	125	91	18	234	15-9	18	30:05	51-430	1,208	41-37.1
2007	944	5,978	6.3	498.2	115	9	413	34.4	103	9	168	145	9	322	15-6	22	32:45	69-610	1,742	49-40.4
2008	894	5,529	6.2	460.8	113	9	446	37.2	113	9	157	113	10	280	15-10	19	33:45	64-573	1,529	51-37.5
2009	851	4,584	5.4	382.0	74	5	366	30.5	98	7	114	116	20	250	12-4	15	32:13	76-707	1,741	49-42.0
2010	948	4,599	4.9	353.8	44	5	287	22.1	35	5	112	126	25	263	16-6	16	31:45	81-687	1,711	77-39.5
2011	897	5,086	5.7	391.2	68	4	325	25.0	57	3	119	107	17	243	28-13	28	29:36	78-644	1,361	70-39.9
2012	929	4,797	5.2	369.0	39	3	317	24.4	42	3	109	140	25	274	22-12	14	29:04	66-590	1,286	57-37.3
2013	955	5,020	5.3	386.2	53	2	412	31.7	92	5	95	145	26	266	18-11	19	27:57	82-628	1,100	71-40.6
2014	877	4,322	4.9	332.5	16	1	258	19.8	13	2	113	97	25	235	18-12	14	28:41	66-556	1,361	69-41.0
2015	863	4,022	4.7	287.3	5	1	230	16.4	7	1	83	104	33	220	25-11	34	27:16	74-634	1,490	89-42.0
2016	925	4,416	4.8	315.4	11	1	283	20.2	17	1	92	126	18	236	12-3	29	28:37	73-673	1,411	83-41.7
2017	804	4,088	5.1	314.5	11	1	263	20.2	21	3	98	85	16	199	16-6	20	28:05	61-545	1,148	72-41.9
2018	854	4,350	5.1	334.6	21	3	288	22.2	32	4	77	120	19	216	16-5	16	29:42	58-543	449	74-41.2
2019	804	3,741	4.7	287.8	5	1	165	12.7	2	1	6									

Coaching History



2023 SAN DIEGO STATE RECORD BOOK

Coaching Ledger

18 head coaches listed chronologically

Coach	Alma Mater	Years	Seasons	Games	W	L	T	Pct.	PF	PA	APF	APA	CC	BG
C.E. Peterson	Oregon State	1921-29	9	78	43	31	4	.577	1,274	828	16.33	10.62	3	0
W.B. Herreid	Washington State	1930-34	5	46	20	21	5	.489	383	366	8.33	7.96	0	0
Leo Calland	USC '23	1935-41	7	60	34	22	4	.600	638	552	10.63	9.20	2	0
John Eubank	Washington State '33	1942	1	7	0	6	1	.071	50	211	7.14	30.14	0	0
Bob Breitbard	San Diego State '41	1945	1	7	2	5	0	.286	65	163	9.29	23.29	0	0
Bill Terry	Western Kentucky '32	1946	1	10	6	4	0	.600	152	105	15.20	10.50	0	0
Bill Schutte	Idaho '33	1947-55	9	88	48	36	4	.568	1,852	1,645	21.05	18.69	2	2
Paul Governali	Columbia '43	1956-60	5	42	11	27	4	.310	437	1,075	10.40	25.60	0	0
Don Coryell	Washington '50	1961-72	12	125	104	19	2	.840	3,998	1,630	31.98	13.04	7	3
Claude Gilbert	San José SLO '59	1973-80	8	89	61	26	2	.697	2,167	1,561	24.35	17.54	2	0
Doug Scovil	Pacific '52	1981-85	5	59	24	32	3	.432	1,415	1,466	23.98	24.85	0	0
Denny Stolz	Alma College '55	1986-88	3	35	16	19	0	.457	853	1,091	24.37	31.17	1	1
Al Luginbill	Cal Poly Pomona '67	1989-93	5	59	31	25	3	.551	1,994	1,833	33.80	31.41	0	1
Ted Tollner	Cal Poly SLO '62	1994-01	8	91	43	48	0	.473	2,266	2,371	24.90	26.05	1	1
Tom Craft	San Diego State '77	2002-05	4	48	19	29	0	.396	1,090	1,225	22.71	25.52	0	0
Chuck Long	Iowa '85	2006-08	3	36	9	27	0	.250	742	1,184	20.61	32.89	0	0
Brady Hoke	Ball State '82	2009-10; 20-current	5	60	36	24	0	.600	1,594	1,339	26.57	22.32	0	3
Rocky Long	New Mexico '74	2011-19	9	119	81	38	0	.681	3,413	2,541	28.68	21.35	3	9
PROGRAM TOTALS			100	1,059	588	439	32	.570					21	20

APF - Average Points For; APA - Average Points Against; CC - Conference Championships (outright or shared); BG - Bowl Games.

Most Victories

Coach (Seasons)	Wins
Don Coryell (1961-72)	104
Rocky Long (2011-19)	81
Claude Gilbert (1973-80)	61
Bill Schutte (1947-55)	48
Ted Tollner (1994-2001)	43
C.E. Peterson (1921-29)	43
Brady Hoke (2009-10, 2020-present)	36
Leo Calland (1935-41)	34
Al Luginbill (1989-93)	31
Doug Scovil (1981-85)	24
W.B. Herreid (1930-34)	20
Tom Craft (2002-05)	19
Denny Stolz (1986-88)	16
Paul Governali (1956-60)	11
Chuck Long (2006-08)	9
Bill Terry (1946)	6
Bob Breitbard (1945)	2
John Eubank (1942)	0

Highest Winning Percentage

Coach (Seasons)	Percentage
Don Coryell (1961-72)	.840
Claude Gilbert (1973-80)	.697
Rocky Long (2011-19)	.681
Brady Hoke (2009-10, 2020-present)	.600
Leo Calland (1935-41)	.600
Bill Terry (1946)	.600
C.E. Peterson (1921-29)	.577
Bill Schutte (1947-55)	.568
Al Luginbill (1989-93)	.534
W.B. Herreid (1930-34)	.489
Ted Tollner (1994-2001)	.473
Denny Stolz (1986-88)	.457
Doug Scovil (1981-85)	.432
Tom Craft (2002-05)	.396
Paul Governali (1956-60)	.310
Bob Breitbard (1945)	.286
Chuck Long (2006-08)	.250
John Eubank (1942)	.071

Most Games Coached

Coach (Seasons)	Games
Don Coryell (1961-72)	125
Rocky Long (2011-19)	119
Ted Tollner (1994-2001)	91
Claude Gilbert (1973-80)	89
Bill Schutte (1947-55)	88
C.E. Peterson (1921-29)	78
Brady Hoke (2009-10, 2020-present)	60
Leo Calland (1935-41)	60
Doug Scovil (1981-85)	59
Al Luginbill (1989-93)	58
Tom Craft (2002-05)	48
W.B. Herreid (1930-34)	46
Paul Governali (1956-60)	42
Chuck Long (2006-08)	36
Denny Stolz (1986-88)	35
Bill Terry (1946)	10
Bob Breitbard (1945)	7
John Eubank (1942)	7

Most Bowl Games Coached

Coach (Seasons)	Games
Rocky Long (2011-19)	9
Brady Hoke (2009-10, 2020-present)	3
Don Coryell (1961-72)	3
Bill Schutte (1947-55)	2
Ted Tollner (1994-2001)	1
Al Luginbill (1989-93)	1
Denny Stolz (1986-88)	1



C.E. Peterson
1921-29
Record: 43-31




W.B. Herreid
1930-34
Record: 20-21-5




Bill Terry
1946
Record: 6-4



Bill Schutte
1947-55
Record: 48-36-4




Paul Governali
1955-60
Record: 11-27-4



Don Coryell
1961-72
Record: 104-19-2



Claude Gilbert
1973-80
Record: 61-26-2



Doug Scovil
1981-85
Record: 24-32-3



Denny Stolz
1986-88
Record: 16-19



Al Luginbill
1989-93
Record: 31-25-2



Ted Tollner
1994-2001
Record: 43-48-0



Tom Craft
2002-05
Record: 19-29



Chuck Long
2006-08
Record: 9-27



Rocky Long
2011-19
Record: 81-38

All-Time Bowl Appearances

20 Appearances - 10 Wins, 10 Losses || Division I Era: 16 Appearances - 7 Wins, 9 Losses

Season Bowl	Date	Opponent	Result	SDSU MVP*
1947 Harbor Bowl	1/1/48	Hardin-Simmons	L, 0-53	
1951 Pineapple Bowl	1/1/52	Hawai'i	W, 34-13	
1966 Camellia Bowl	12/10/66	Montana State	W, 28-7	
1967 Camellia Bowl	12/9/67	San Francisco State	W, 27-6	
1969 Pasadena Bowl	12/6/69	Boston Univ.	W, 28-7	
1986 Holiday Bowl	12/30/86	Iowa	L, 38-39	
1991 Freedom Bowl	12/30/91	Tulsa	L, 17-28	
1998 Las Vegas Bowl	12/19/98	North Carolina	L, 13-20	
2010 Poinsettia Bowl	12/23/10	Navy	W, 35-14	Hillman (o)/Preston (d)
2011 New Orleans Bowl	12/17/11	Louisiana	L, 30-32	
2012 Poinsettia Bowl	12/20/12	Brigham Young	L, 6-23	
2013 Famous Idaho Potato Bowl	12/21/13	Buffalo	W, 49-24	Adam Muema
2014 Poinsettia Bowl	12/23/14	Navy	L, 16-17	
2015 Hawai'i Bowl	12/24/15	Cincinnati	W, 42-7	Dakota Gordon
2016 Las Vegas Bowl	12/17/16	Houston	W, 34-10	Donnel Pumphrey
2017 Armed Forces Bowl	12/23/17	Army West Point	L, 35-42	Rashaad Penny
2018 Frisco Bowl	12/19/18	Ohio	L, 0-27	
2019 New Mexico Bowl	12/21/19	Central Michigan	W, 48-11	Byrd & Matthews (o)/Tezino (d)
2021 Frisco Bowl	12/21/21	No. 24/25 UTSA	W, 38-24	Matthews (o)/Baskerville (d)
2022 Hawai'i Bowl	12/24/22	Middle Tennessee	L, 23-25	

* - As announced by the bowl game (if applicable)

Team Records

Points - 49 vs. Buffalo, 2013 Famous Idaho Potato Bowl
First Downs - 31 vs. No. 24/25 UTSA, 2021 Frisco Bowl
Rushing Attempts - 55 vs. San Francisco State, 1967 Camellia Bowl
Rushing Yards - 279 vs. Navy, 2010 Poinsettia Bowl
Rushing Touchdowns (since 1953) - 4 vs. Navy, 2010 Poinsettia Bowl
Pass Attempts - 49 vs. Louisiana, 2011 New Orleans Bowl
Pass Completions - 28 vs. Louisiana, 2011 New Orleans Bowl
Pass Yards - 413 vs. Louisiana, 2011 New Orleans Bowl
Pass Touchdowns - 4 vs. Montana State, 1966 Camellia Bowl
Total Offense - 555 vs. Navy, 2010 Poinsettia Bowl
Penalty Yards - 166 (21 penalties) vs. San Francisco State, 1967 Camellia Bowl
3rd Down Conversion Pct. - .700 (7-for-10) vs. Navy, 2010 Poinsettia Bowl
Quarterback Sacks By - 7 vs. Middle Tennessee, 2022 Hawai'i Bowl

Individual Records

Rushing Yards - 229 by Adam Muema (28 carries) vs. Buffalo, 2013 Famous Idaho Potato Bowl
Rushing Touchdowns (since 1953) - 4 by Rashaad Penny vs. Army West Point, 2017 Armed Forces Bowl and Ronnie Hillman vs. Navy, 2010 Poinsettia Bowl
Pass Yards - 413 by Ryan Lindley vs. Louisiana, 2011 New Orleans Bowl
Pass Touchdowns - 4 by Don Horn vs. Montana State, 1966 Camellia Bowl
Made Field Goals - 3 by Donny Hageman vs. Navy, 2014 Poinsettia Bowl
Tackles - 17 by Kyahva Tezino vs. Army West Point, 2017 Armed Forces Bowl
Sacks - 3.5 by Kyle Kelley vs. Cincinnati, 2015 Hawai'i Bowl

1948 Harbor Bowl

HARDIN-SIMMONS 53, SAN DIEGO STATE 0

Jan. 1, 1948 ► Balboa Stadium ► Att: 12,000

SAN DIEGO -- Hardin-Simmons blanked San Diego State, 53-0, before 12,000 in the 1948 Harbor Bowl at Balboa Stadium.

The loss snapped the Aztecs' five-game unbeaten streak, as the Cowboys controlled the ball for the majority of the game, outgaining SDSU, 470-66, on the ground.

San Diego State still finished its bowl season with a 7-3-1 record.

Score by Quarter	1	2	3	4	F
Hardin-Simmons	14	13	14	12	53
San Diego State	0	0	0	0	0

Team Statistics	SDSU	HS
First Downs	11	11
Rushing (Net Yds)	66	470
Passing (Comp.-Att.-Int-Yds)	5-20-1-60	3-5-0-75
Total Net Yardage	126	545

1952 Pineapple Bowl

SAN DIEGO STATE 34, HAWAI'I 13

Jan. 1, 1952 ► Honolulu Stadium ► Att: N/A

HONOLULU -- Despite the heat and humidity that slowed down a potent San Diego State offense in the first half of the 1952 Pineapple Bowl, the Aztecs pulled away in the second half to take a 34-13 victory over Hawai'i.

After a 14-6 SDSU lead at the half, the Aztecs took advantage of cooler temperatures in the second half with three quick touchdowns by Art Preston, Preston Robinson and Don Jurk.

It would be all the offense they would need as the SDSU defense stopped UH's running back Jimmy Asato and their dangerous single-wing attack.

Most of the Aztecs suffered from a bout of food poisoning following the game, but recovered in time for the flight back to the mainland.

1966 Camellia Bowl

SAN DIEGO STATE 28, MONTANA STATE 7

Dec. 10, 1966 ► Hughes Stadium ► Att: 15,740

SACRAMENTO, Calif. -- Don Horn completed 23-of-38 passes for 343 yards and four touchdowns to lead San Diego State to a 28-7 win over Montana State in the 1966 Camellia Bowl.

Horn had touchdown passes of 22, 50, 32 and 12 yards.

Tom Nettles led the Aztecs with eight catches for 95 yards and a TD. Craig Scoggins had five receptions for 99 yards and Haven Moses caught five passes for 56 yards and two scores. Robert Jones had the other TD for SDSU on a 50-yard reception.

Score by Quarter	1	2	3	4	F
San Diego State	14	7	7	0	28
Montana State	0	0	0	7	7

Team Statistics	SDSU	MSU
First Downs	21	12
Rushing (Att-Net Yds)	28-112	41-115
Passing (Comp.-Att.-Int-Yds)	23-40-1-343	13-19-0-117
Total Offensive Plays-Yards	68-455	60-232

1967 Camellia Bowl

SDSU 27, SAN FRANCISCO STATE 6

Dec. 9, 1967 ► Hughes Stadium ► Att: 15,740

SACRAMENTO, Calif. -- The San Diego State defense limited San Francisco State to minus 11 rushing yards and forced eight Gator turnovers en route to a 27-6 victory over San Francisco State at the Camellia Bowl.

Jim Crossley's interception return for a touchdown was the only score of the first half as the Aztecs went into intermission with a 7-0 lead. The interception was one of six SDSU had in the game.

Tom Nettles made it a 14-0 lead for the Aztecs just 2:17 into the second half when he caught a 32-yard TD pass from Joseph Turpen. Two TD runs of one and two yards by Ted Washington gave SDSU all the points it would need down the stretch.

Washington led a balanced Aztec ground game with 94 yards on 23 carries, while Turpen contributed 74 yards on 10 carries and Daniel Laskowski added 61 rushing yards. Turpen also completed 10-of-16 passes for 118 yards and the 32-yard touchdown score to Nettles.

Score by Quarter	1	2	3	4	F
San Diego State	0	7	14	6	27
San Francisco State	0	0	0	6	6

Team Statistics	SDSU	SFSU
First Downs	18	22
Rushing (Att-Net Yds)	55-249	22-(-11)
Passing (Comp.-Att.-Int-Yds)	11-22-1-122	28-60-6-267
Total Offensive Plays-Yards	77-371	82-256

1969 Pasadena Bowl

SAN DIEGO STATE 28, BOSTON UNIV. 7

Dec. 6, 1969 ► Rose Bowl ► Att: 41,276

PASADENA, Calif. -- San Diego State spotted Boston University an early touchdown before scoring the final 28 points to earn a 28-7 triumph over the Terriers at the Rose Bowl in Pasadena. It was the third bowl win for the Aztecs in four years.

John Featherstone had touchdown catches of 34 and 57 yards for the SDSU offense, which outgained Boston, 485-167, including a 294-57 advantage through the air.

Dennis Shaw completed 16-of-29 passes for 219 yards and one score, and rushed for another 59

Bowl History



2023 SAN DIEGO STATE RECORD BOOK

yards on eight carries. Del Pifer led the Aztecs with 60 yards rushing, while Galen Pavelko had two interceptions on defense.

Score by Quarter	1	2	3	4	F
San Diego State	0	14	7	7	28
Boston University	7	0	0	0	7

Team Statistics	SDSU	BU
First Downs	24	12
Rushing (Att-Net Yds)	50-191	46-110
Passing (Comp.-Att.-Int-Yds)	28-32-3-294	7-17-3-57
Total Offensive Plays-Yards	82-485	63-167

■ 1986 Holiday Bowl

IOWA 39, SAN DIEGO STATE 38

Dec. 30, 1986 ▶ Jack Murphy Stadium ▶ Att: 59,478

SAN DIEGO -- Rob Houghtlin hit a field goal as time expired to lift Iowa to a 39-38 victory over San Diego State in the Holiday Bowl before the largest crowd (59,478) ever to watch an Aztec football game at that time.

Rick Bayless led the Hawkeyes, who were down 28-13 with 7:52 left in the third quarter, with 110 yards and one touchdown on 19 carries.

After two Iowa touchdowns in the fourth quarter, SDSU's Kevin Rahill nailed a 21-yard field goal to give the Aztecs a 38-36 lead with only 47 seconds remaining. However, the Hawkeyes marched down to the Aztec 24-yard-line and Houghtlin made the game-winning kick for Iowa.

Todd Santos completed 21-of-33 passes for 298 yards and three touchdowns to lead the SDSU offense. Corey Gilmore caught nine passes for 70 yards and ran for 35 more, including a 1-yard touchdown run in the third quarter.

Score by Quarter	1	2	3	4	F
Iowa	7	6	8	18	39
San Diego State	6	15	7	10	38

Team Statistics	SDSU	UI
First Downs	17	21
Rushing (Att-Net Yds)	36-117	41-141
Passing (Comp.-Att.-Int-Yds)	21-33-2-298	15-29-1-222
Total Offensive Plays-Yards	69-415	70-363

■ 1991 Freedom Bowl

TULSA 28, SAN DIEGO STATE 17

Dec. 30, 1991 ▶ Anaheim Stadium ▶ Att: 34,217

ANAHEIM, Calif. -- Ron Jackson rushed for 211 yards and a Freedom Bowl-record four touchdowns on 46 carries to lead Tulsa to a 28-17 victory over San Diego State at Anaheim Stadium.

Freshman All-American Marshall Faulk rushed for 157 yards on 30 carries, including a 2-yard touchdown run with 5:23 remaining in the first quarter to give the Aztecs an early 7-0 lead.

After two Tulsa scores, SDSU QB David Lowery capped a 10-play, 65-yard drive with a 4-yard touchdown run to tie the game at 14 at the half.

The Hurricane defense limited the Aztecs to just 83 total yards and a 26-yard field goal by Andy Trakas in the second half, before Jackson's 4-yard TD run with 3:59 remaining sealed the victory for Tulsa.

Score by Quarter	1	2	3	4	F
Tulsa	7	7	7	7	28
San Diego State	7	7	0	3	17

Team Statistics	SDSU	UT
First Downs	21	23
Rushing (Att-Net Yds)	38-189	58-256
Passing (Comp.-Att.-Int-Yds)	19-37-0-164	9-17-0-122
Total Offensive Plays-Yards	75-353	75-378

■ 1998 Las Vegas Bowl

NORTH CAROLINA 20, SAN DIEGO STATE 13

Dec. 19, 1998 ▶ Sam Boyd Stadium ▶ Att: 21,429

LAS VEGAS -- Freshman quarterback Ronald Curry ran for a 48-yard touchdown in the first quarter and linebacker Keith Newman intercepted a Brian Russell pass at the goal line in the final minute as North Carolina held on for a 20-13 victory over San Diego State in the Las Vegas Bowl.

After a 60-yard TD run by SDSU's Lonny Mitchell, UNC rattled off 20 straight points before Nate Tandberg's 32-yard field goal with 2:16 left in the first half brought the Aztecs to within 20-10.

With 9:49 to play in the game, SDSU took control on their own 6-yard line and began a march that

covered 75 yards in 13 plays, culminating with a 38-yard field goal by Tanberg with 3:51 left.

The Aztecs got the ball back when Joe Tuipala recovered a fumble on the UNC 23. Two plays later, Russell hooked up with Damon Gouridine on a 13-yard gain to the 10. After an incompleton in the left corner of the end zone, SDSU saw its hopes end moments later when Russell's pass over the middle was tipped by Brandon Spoon and picked off by Newman.

With the wind blowing at nearly 50 miles per hour, the Aztecs limited the Tar Heels to 33 yards passing for the game and held a 20-8 advantage in first downs, while controlling the time of possession, 33:47-26:13.

Score by Quarter	1	2	3	4	F
North Carolina	12	8	0	0	20
San Diego State	7	3	0	3	13

Team Statistics	SDSU	UNC
First Downs	20	8
Rushing (Att-Net Yds)	49-193	37-163
Passing (Comp.-Att.-Int-Yds)	11-23-1-102	4-13-0-33
Total Offensive Plays-Yards	72-295	50-196

■ 2010 Poinsettia Bowl

SAN DIEGO STATE 35, NAVY 14

Dec. 23, 2010 ▶ Qualcomm Stadium ▶ Att: 48,049

SAN DIEGO -- Ronnie Hillman scored four touchdowns and tied his career best with 228 yards rushing on 28 carries to lead San Diego State to its first bowl victory since 1969, a 35-14 win over Navy at Qualcomm Stadium.

Hillman, the Mountain West Conference Freshman of the Year, scored on runs of 22, 37 and 2 yards, and pulled in a 15-yard scoring pass from Ryan Lindley.

Hillman broke the previous Poinsettia Bowl record of 129 yards rushing by Navy's Adam Ballard in 2005. The Aztecs outrushed Navy 279-235.

SDSU took a 14-0 lead in the first quarter on Hillman's 22-yard TD run and Lindley's 53-yard TD pass to Vincent Brown. Navy pulled to 14-7 on Ricky Dobbs' 30-yard scoring pass to Greg Jones early in the second quarter. Hillman put the Aztecs up by two touchdowns again as he ran untouched 37 yards up the middle with 3:15 before halftime. Navy closed within one score on Dobbs' 1-yard keeper seven seconds before halftime.

Lindley then hit a wide-open Hillman in the right corner of the end zone for a 28-14 lead on the first play of the fourth quarter. Hillman scored on a 2-yard run midway through the period for the final score of the game.

Lindley completed 18 of 23 passes for 276 yards. Wide receiver Vincent Brown had eight catches for 165 yards, also a Poinsettia Bowl record.

Score by Quarter	1	2	3	4	F
Navy	0	14	0	0	14
San Diego State	14	7	0	14	35

Team Statistics	SDSU	NAVY
First Downs	27	22
Rushing (Att-Net Yds)	41-279	51-235
Passing (Comp.-Att.-Int-Yds)	18-23-0-276	8-15-1-147
Total Offensive Plays-Yards	64-555	66-382

■ 2011 New Orleans Bowl

LOUISIANA 32, SAN DIEGO STATE 30

Dec. 17, 2011 ▶ M.-B. Superdome ▶ Att: 42,841

NEW ORLEANS -- Making back-to-back bowl game appearances for the first time in its 43-year Division I history, San Diego State dropped a heartbreaking 32-30 decision to Louisiana at the R+L Carriers New Orleans Bowl.

The Aztecs rallied from a 16-point third-quarter deficit to take the lead at 30-29 with just 35 seconds remaining in the game. That was enough time, however, for the Ragin' Cajuns' offense which completed two quick pass plays for a combined 39 yards to get into Aztec territory. Louisiana would move up 10 more yards, including five on a controversial penalty, to set up Brett Baer's game-winning 50-yard field goal as time expired.

San Diego State trailed nearly the entire game, opening scoring in the first quarter with a 27-yard field goal, but then allowing 19 unanswered points, including seven following an 87-yard punt return. Trailing 19-3, the Aztecs got back-to-back touchdowns on identical 16-yard pass plays from quarterback Ryan Lindley to wideout Colin Lockett to close the gap to just a pair heading into the final 15 minutes.

The two sides combined for 26 points in the fourth quarter with SDSU getting into the end zone twice and Louisiana notching a touchdown and two field goals, including the game winner.

Score by Quarter	1	2	3	4	F
San Diego State	3	0	14	13	30
Louisiana	6	7	6	13	32

Bowl History



2023 SAN DIEGO STATE RECORD BOOK

Team Statistics	ULL	SDSU
First Downs	25	29
Rushing (Att-Net Yds)	30-76	31-68
Passing (Comp.-Att.-Int-Yds)	25-44-1-492	28-49-0-413
Total Offensive Plays-Yards	74-568	80-481

■ 2012 Poinsettia Bowl

BRIGHAM YOUNG 23, SAN DIEGO STATE 6

Dec. 20, 2012 ▶ Qualcomm Stadium ▶ Att: 35,442

SAN DIEGO – Four San Diego State turnovers in the fourth quarter doomed the Aztecs in a 23-6 loss to Brigham Young at the Poinsettia Bowl.

Playing in their school-record third straight bowl game, three of the four turnovers in the quarter led to 20 of the Cougars' 23 points.

SDSU had taken a 6-0 lead with a pair of field goals by Chance Marden. BYU, however, completed a 12-play, 74-yard drive with a 23-yard field goal by Justin Sorensen as the first half expired to halve San Diego State's lead.

After a scoreless third quarter, Kyle Van Noy sacked Aztec quarterback Adam Dingwell and recovered the ball in the end zone to give Brigham Young its first lead of the game at 10-6 with 12:32 remaining.

Dingwell fumbled the snap on SDSU's next play from scrimmage and Jamaal Williams answered with a 14-yard touchdown run on the Cougars' first play.

With 6:09 left, Van Noy intercepted Dingwell's pass on the San Diego State 17 and got into the end zone for BYU's final points of the game.

Aztec running back Adam Muema led all players with 103 rushing yards on 26 carries.

Score by Quarter	1	2	3	4	F
Brigham Young	0	3	0	20	23
San Diego State	3	3	0	0	6

Team Statistics	SDSU	BYU
First Downs	13	17
Rushing (Att-Net Yds)	39-119	30-52
Passing (Comp.-Att.-Int-Yds)	12-29-3-144	23-44-3-244
Total Offensive Plays-Yards	68-263	74-296

■ 2013 Famous Idaho Potato Bowl

SAN DIEGO STATE 49, BUFFALO 24

Dec. 21, 2013 ▶ Bronco Stadium ▶ Att: 21,951

BOISE, Idaho -- Adam Muema rushed for 229 yards and three touchdowns en route to earning the game's most valuable player award and helping San Diego State defeat Buffalo, 49-24, in the 2013 Famous Idaho Potato Bowl. It was SDSU's first bowl win outside of its own stadium since the 1969 Pasadena Bowl.

The Aztecs, who never trailed in the contest, capitalized on three crucial Bulls turnovers, scoring 28 unanswered points during the second and third quarters to put the game out of reach.

SDSU rode the legs of quarterback Quinn Kaehler on its initial scoring drive as he tip-toed 29 yards down the right sideline on a bootleg to provide the Scarlet and Black a 7-0 advantage with 21 seconds left in the opening quarter.

After forcing a turnover, Muema tallied the first of his three scores on a 3-yard sweep to increase the SDSU lead to 14-0.

The Bulls, who were held without a first down until the 10:42 mark of the second period, managed to narrow the gap to 14-10 on a 10-yard toss from Licata to Brandon Oliver and a 38-yard field goal by Patrick Clarke.

However, the Aztecs quickly countered with a 5 play, 67-yard march, capped by Muema's 8-yard TD scamper around left end, while Kaehler hit Dylan Denso with a 25-yard scoring strike on the first play following Marcus Andrews' interception return from midfield, giving SDSU a 28-10 bulge at intermission.

Denso also made a key contribution on special teams, recovering a Buffalo fumble on the opening kickoff of the second half to put the Aztecs in business at the Bulls 26. Moments later, Kaehler connected with Adam Roberts from 11 yards out on a post pattern for his second TD pass of the day.

After forcing a three-and-out, Chad Young's 1-yard touchdown plunge increased the Aztec lead to 42-10 with 8:18 left in the third quarter.

Buffalo ended its offensive drought early in the fourth quarter, driving 73 yards in seven plays, culminating in a 23-yard touchdown reception by Alex Neutz. However, the score proved too little too late as Muema wrapped up his dazzling afternoon with a 30-yard burst into the end zone with 6:40 left in the contest.

Kaehler completed 15 of 28 passes for 211 yards with two touchdowns, while wide receiver Ezell Ruffin hauled in five catches, including a 39-yarder on SDSU's third scoring drive.

Score by Quarter	1	2	3	4	F
Buffalo	0	10	0	14	24
San Diego State	7	21	14	7	49

Team Statistics	SDSU	UB
First Downs	22	20
Rushing (Att-Net Yds)	43-249	26-113
Passing (Comp.-Att.-Int-Yds)	15-29-0-211	13-31-1-196
Total Offensive Plays-Yards	72-460	74-309

■ 2014 Poinsettia Bowl

NAVY 17, SAN DIEGO STATE 16

Dec. 23, 2014 ▶ Qualcomm Stadium ▶ Att: 33,077

SAN DIEGO -- Donny Hageman missed a 34-yard field goal with 20 seconds left as Navy held on for a narrow 17-16 triumph over San Diego State in the 2014 Poinsettia Bowl.

After the Midshipmen scored the go-ahead points on a 30-yard field goal by Austin Grebe with 1:27 remaining, the Aztecs mounted one last charge, marching 63 yards to the Navy 17. Quinn Kaehler completed 4 of 6 passes on the drive, connecting with Eric Judge on a 32-yard gain followed by a 16-yarder to Donnel Pumphrey to put SDSU in striking position. However, Hageman's game-winning attempt was wide right, snapping the Aztecs' eight-game home victory streak.

Pumphrey ran for 112 yards and one touchdown to establish an SDSU single-season rushing record with 1,867 yards, eclipsing George Jones' standard of 1,852 yards set in 1995.

Navy drew first blood on a 1-yard plunge by quarterback Keenan Reynolds before the Aztecs reeled off 13 straight points on a 5-yard burst by Pumphrey and Hageman field goals of 43 and 37 yards.

The Midshipmen scored on their first possession of the second half, driving 92 yards on 13 plays, capped by Reynolds' second touchdown of the evening.

After forcing a punt, Navy got the ball back. But on 3rd and 10, Devante Davis recovered a fumble by Midshipmen slot back DeBrandon Sanders, putting SDSU in business at the Navy 18. Four plays later, Hageman split the uprights from 30 yards out, giving the Aztecs a 16-14 advantage.

SDSU had a chance to extend its lead in the fourth quarter after reaching the Navy 12. However, Kaehler's fourth-down pass to Mikah Holder fell incomplete.

Kaehler completed just 11 of 27 passes for 141 yards with two interceptions, including one on the Aztecs' opening drive, which led to Navy's first touchdown.

Score by Quarter	1	2	3	4	F
Navy	7	0	7	3	17
San Diego State	10	3	3	0	16

Team Statistics	SDSU	NAVY
First Downs	18	14
Rushing (Att-Net Yds)	33-186	58-254
Passing (Comp.-Att.-Int-Yds)	11-27-2-141	3-7-0-17
Total Offensive Plays-Yards	60-327	65-271

■ 2015 Hawai'i Bowl

SAN DIEGO STATE 42, CINCINNATI 7

Dec. 24, 2015 ▶ Aloha Stadium ▶ Att: 22,793

HONOLULU -- Fueled by a strong running game, timely special teams play and a dominating defense, San Diego State routed Cincinnati, 42-7, in the 2015 Hawai'i Bowl. The Aztecs (11-3) tied a program record with their 10th straight victory and finished the year with their first 11-win season since 1969.

SDSU wasted no time in establishing control as Rashaad Penny returned the opening kickoff 100 yards for a touchdown. It was the third score on a kickoff return this season for the Mountain West Special Teams Player of the Year, who also broke the Hawai'i Bowl record for longest return.

Fullback Dakota Gordon collected the game's Most Valuable Player award after scoring two touchdowns, including a 16-yard reception on an option pass from Donnel Pumphrey in the second quarter, which gave the Aztecs an insurmountable 21-0 lead by halftime.

Pumphrey, the Mountain West Offensive Player of the Year, carried the ball 25 times for 99 yards and one touchdown, while teammate Chase Price added 68 yards on 13 attempts. With their totals, Pumphrey (1,658 yards) and Price (1,008 yards) became the first pair of running backs in Aztec history to rush for over 1,000 yards in the same season.

The Bearcats entered the game ranked first nationally in passing yards (373.1) and total offense (559.4), but were limited to 279 yards on the day by a stifling SDSU defense which registered four sacks and three interceptions, including a 43-yard return for a touchdown by defensive lineman Alex Barrett in the fourth quarter.

Making just his second collegiate start, Aztec quarterback Christian Chapman completed 8 of 11 passes for 113 yards, highlighted by a 14-yard scoring strike to Mikah Holder in the first quarter.

In addition, to Barrett's pick, defensive backs Malik Smith and Damontae Kazee thwarted two Cincinnati drives with interceptions in the first half, while lineman Kyle Kelley led the SDSU pass rush with a career-high 3.5 sacks.

Score by Quarter	1	2	3	4	F
San Diego State	14	7	7	14	42
Cincinnati	0	0	0	7	7

Team Statistics	SDSU	CIN
First Downs	22	15
Rushing (Att-Net Yds)	52-207	32-77
Passing (Comp.-Att.-Int-Yds)	9-12-0-129	19-31-3-202
Total Offensive Plays-Yards	64-336	63-279

■ 2016 Las Vegas Bowl

SAN DIEGO STATE 34, HOUSTON 10
 Dec. 17, 2016 ▶ Sam Boyd Stadium ▶ Att: 29,286

LAS VEGAS -- Donnel Pumphrey broke the NCAA career rushing record in 2016 in his college finale, running for 115 yards and a touchdown in San Diego State's 34-10 victory over Houston in the Las Vegas Bowl.

Pumphrey passed former Wisconsin star Ron Dayne's mark of 6,397 yards on a 15-yard run early in the fourth quarter, with teammates swarming him on the sideline, and wrapping up his sensational career in his Nevada hometown with 6,405 yards.

Pumphrey's senior total of 2,133 yards rushing ranked him in the top 10 for an FBS player at the time.

Ron Smith returned an interception 54 yards for a touchdown, Curtis Anderson caught a 28-yard touchdown pass from Christian Chapman, Juwan Washington ran for a touchdown, and John Baron kicked two field goals for the Aztecs (11-3). They overcame a 10-0 first-quarter deficit against the Cougars (9-4) for their second consecutive bowl win.

Neither the victory nor Pumphrey's record-setting performance seemed likely after Houston's defense absolutely smothered the Aztecs in the first quarter. Led by freshman Ed Oliver, Houston had seven tackles for loss on San Diego State's first 16 plays. Pumphrey had minus-1 yard rushing on seven carries in the first quarter and the Aztecs didn't have a first down until the first play of the second quarter - on a penalty for running into the kicker.

But Pumphrey started to gash Houston on the perimeter, giving San Diego State the lead for good on a 32-yard touchdown run late in the third quarter, and the defense intercepted four of Houston quarterback Greg Ward Jr.'s passes in the second half.

Ward threw for 229 yards and had a 2-yard touchdown run, tying Bryce Beall's school record of 39 rushing touchdowns.

Score by Quarter	1	2	3	4	F
San Diego State	0	6	14	14	34
Houston	10	0	0	0	10

Team Statistics	SDSU	HOU
First Downs	13	16
Rushing (Att-Net Yds)	37-127	41-25
Passing (Comp.-Att.-Int-Yds)	10-14-0-128	25-34-4-229
Total Offensive Plays-Yards	51-255	75-254

■ 2017 Armed Forces Bowl

ARMY WEST POINT 42, SAN DIEGO STATE 35
 Dec. 23, 2017 ▶ Amon Carter Stadium ▶ Att: 35,986

FORT WORTH, Texas -- Despite 221 yards and four touchdowns from Rashaad Penny, San Diego State fell to Army West Point, 42-35, in the final minute of the 2017 Lockheed Martin Armed Forces Bowl.

The Black Knights' Darnell Woolfolk scored on a 1-yard touchdown run with 18 seconds left and then Kell Walker converted the go-ahead two-point conversion run, before Army West Point's Elijah Riley returned a SDSU fumble 29 yards as time expired.

San Diego State was able to run only 31 plays to Army West Point's 91 and lost the time of possession battle by 32 minutes (46:00 to 14:00).

The Aztecs went into the game ranked ninth in FBS rush defense, allowing 110.4 yards per game. However, Army West Point ran for 120 in the first quarter and for 440 overall.

Penny ran for 221 yards, which made him just the fourth FBS player to run for 200 yards in five straight games. His scores came on runs of 81, on his first carry, 31, 49 and 4 yards. Penny finished with a school-record 2,248 rushing yards on the year, breaking the mark set in 2016 by Donnel Pumphrey.

Juwan Washington also returned a kick 78 yards for a touchdown for San Diego State's other score and added 44 rushing yards on five carries.

Army West Point only completed one pass on four attempts while the Aztecs' Christian Chapman went 6-for-10 for 25 yards with an interception.

SDSU had three players with double-digit tackles: Kyahva Tezino (17), Ronley Lakalaka (15), and Parker Baldwin (10). Tezino's 17 stops were the most by an Aztec since Corey Boudreaux (21) and Andrew Preston (18) on October 11, 2008, vs. Air Force.

Ahmad Bradshaw ran for 180 yards to lead the Black Knights, while matching Penny with four touchdowns.

Score by Quarter	1	2	3	4	F
San Diego State	7	14	7	7	35
Army West Point	7	14	0	21	42

Team Statistics	SDSU	ARMY
First Downs	11	31
Rushing (Att-Net Yds)	21-255	87-440
Passing (Comp.-Att.-Int-Yds)	6-10-1-25	1-4-1-6
Total Offensive Plays-Yards	31-280	91-446

■ 2018 Frisco Bowl

OHIO 27, SAN DIEGO STATE 0
 Dec. 19, 2018 ▶ Toyota Stadium ▶ Att: 11,029

FRISCO, Texas -- Nathan Rourke ran for two touchdowns and threw for another score, leading Ohio to a 27-0 victory over San Diego State in the drizzly DXL Frisco Bowl in Frisco, Texas.

A.J. Ouellette rushed for 164 yards and the Bobcats finished with 215 on the ground, the most the Aztecs allowed all season with the fourth-best run defense in FBS.

San Diego State was shut out for the first time since Nov. 18, 2006 at TCU and for the first time in a bowl since its first postseason appearance -- a 53-0 loss to Hardin-Simmons in the 1948 Harbor Bowl at Balboa Stadium in San Diego.

Juwan Washington rushed for 129 yards to lead SDSU, missing 1,000 yards for the season by just one yard (999), despite missing four-plus games with an injury.

The loss was the first by the Aztecs against a Mid-American Conference team. SDSU was 13-0-1 against the MAC prior to the Frisco Bowl.

SDSU had gone 10 straight games decided by single-digits, which stands as the longest such streak since at least 1980.

Ryan Agnew threw for 126 yards after replacing Aztec starter Christian Chapman in the first half.

Rourke scored on a 9-yard run around left end to cap a 15-play drive for a 10-0 Bobcat lead in the second quarter.

Rourke's other scoring run was from 11 yards before halftime, and he threw a 35-yard TD to Andrew Meyer near the goal line on a flea-flicker from Ouellette in the fourth quarter.

Score by Quarter	1	2	3	4	F
San Diego State	0	0	0	0	0
Ohio	3	14	3	7	27

Team Statistics	SDSU	OHIO
First Downs	18	21
Rushing (Att-Net Yds)	36-153	40-215
Passing (Comp.-Att.-Int-Yds)	12-26-1-134	10-22-1-206
Total Offensive Plays-Yards	62-287	62-421

■ 2019 New Mexico Bowl

SAN DIEGO STATE 48, CENTRAL MICHIGAN 11
 Dec. 21, 2019 ▶ Dreamstyle Stadium ▶ Att: 18,823

ALBUQUERQUE, N.M. -- Ryan Agnew passed for 287 yards and three touchdowns, and Jordan Byrd ran for a career-high 139 yards and a score to lead San Diego State to a 48-11 win over Central Michigan in the 2019 New Mexico Bowl.

Jesse Matthews, who shared co-offensive MVP honors for the bowl game, caught three passes for 111 yards and his first two touchdowns for the Aztecs, who finished with double-digit victories for the fourth time in the last five seasons.

Kyahva Tezino, who was named the game's defensive MVP, picked off CMU quarterback Quinten Dormady on the opening drive to set the tone for the SDSU defense. It was one of three turnovers in the game by the Chippewas, which led to 21 of San Diego State's 48 points. Agnew found Matthews with a 22-yard strike in the corner of the end zone off the Tezino pick to put the Aztecs on the scoreboard.

Central Michigan answered with a 33-yard field goal, the only other points of the first quarter.

A pair of field goals by freshman Matt Araiza early in the second quarter put SDSU up by 10. Following a Tariq Thompson pick off Dormady, Agnew found a wide open Matthews for a 74-yard touchdown to put San Diego State up, 20-3, at the half.

Byrd, playing in front of his hometown of Albuquerque, punched it in from 2 yards and TJ Sullivan made a one-handed 29-yard catch in the end zone to give the Aztecs a commanding 34-4 led midway through the third quarter.

CMU stopped the bleeding with a 66-yard run up the middle by Kobe Lewis and converted the 2-pt. conversion, but SDSU answered late in the third on a 2-yard run by Chase Jasmin.

San Diego State finished its scoring with 5:16 left in the game when Darren Hall returned a fumble 20 yards.

San Diego State prevented Central Michigan from sustaining consistent offense, with quarterback Quinten Dormady under pressure and forced to throw into tight coverage. He passed for 164 and threw three interceptions. CMU's Jonathan Ward, who came into the game with 1,082 yards and 15 touchdowns, was held to seven rushing yards and 26 yards receiving.

Score by Quarter	1	2	3	4	F
Central Michigan	3	0	8	0	11
San Diego State	7	13	21	7	48

Team Statistics	CMU	SDSU
First Downs	8	24
Rushing (Att-Net Yds)	27-112	45-223
Passing (Comp.-Att.-Int-Yds)	12-30-3	18-31-1
Total Offensive Plays-Yards	57-277	76-510

■ 2021 FRISCO BOWL

SAN DIEGO STATE 38, NO. 24/25 UTSA 24

Dec. 21, 2021 ▶ Toyota Stadium ▶ Att: 15,801

FRISCO, Texas -- Lucas Johnson passed for a career-best 333 yards and three touchdowns, and ran for another score as San Diego State beat No. 24 UTSA 38-24 in the Frisco Bowl for the Aztecs' program-record 12th win of the season.

Jesse Matthews caught touchdown passes of 11 and 20 yards and set career marks with 11 catches and 175 yards receiving. Tyrell Shavers caught the other touchdown pass, a 24-yarder.

Greg Bell also scored on a 1-yard run for San Diego State (12-2). Johnson completed 24 of 36 passes.

San Diego State kicker-punter Matt Araiza made a 33-yard field goal and finished the season with an NCAA-record 51.19 yards per punt. Araiza broke the mark set by Texas A&M's Braden Mann in 2018 (50.98).

Frank Harris threw touchdown passes of 12 yards to De'Corian Clark and 4 yards to Zakhari Franklin, and Brenden Brady scored on a 2-yard run for UTSA (12-2). Hunter Duplessis kicked a 41-yard field goal for the Roadrunners.

SDSU took its first lead as the first half expired on Araiza's field goal, making it a 17-14 advantage at the break.

Bell's 1-yard run early in the third quarter gave San Diego State a 24-14 lead.

Both teams exchanged touchdowns until Johnson's 2-yard dive with 9:51 remaining sealed the 14-point Aztec victory.

SDSU had a 300-yard passer (Johnson), 100-yard rusher (Greg Bell) and 100-yard receiver (Matthews) for the first time since Nov. 21, 2014 against Air Force (Quinn Kaehler, Donnel Pumphrey and Ezell Ruffin).

Matthews was named the game's offensive most valuable player as his 11 receptions were the most by an Aztec since DeMarco Sampson had 12 vs. Utah on Nov. 20, 2010.

CJ Baskerville was named the game's defensive MVP after recording a team and career-high nine tackles and his first interception in his fourth career start as a true freshman.

Score by Quarter	1	2	3	4	F
UTSA	14	0	10	0	24
San Diego State	7	10	14	7	38

Team Statistics	UTSA	SDSU
First Downs	21	31
Rushing (Att-Net Yds)	24-117	40-156
Passing (Comp.-Att.-Int-Yds)	22-38-1-271	24-36-0-3
Total Offensive Plays-Yards	62-388	76-489

■ 2022 HAWAII BOWL

MIDDLE TENNESSEE 25, SAN DIEGO STATE 23

Dec. 24, 2022 ▶ Clarence T.C. Ching Complex ▶ Att: 6,605

HONOLULU -- Zeke Rankin kicked four field goals, including a 37-yarder for the go-ahead score with 2:05 left, and Middle Tennessee State beat San Diego State 25-23 in the 2022 Hawaii Bowl.

The Blue Raiders (8-5) overcome a 14-0 first-quarter deficit to turn back the Aztecs (7-6) in a game that featured six lead changes.

Rankin converted four of his five field goal attempts to tie the Hawaii Bowl record for field goals. He made kicks from 44, 49, 26 and 37 yards and missed from 42.

San Diego State took a 23-22 lead with 5:43 to play on a 52-yard field goal by Jack Browning, but Middle Tennessee State drove 55 yards in 12 plays, capped by Rankin's 37-yard field goal to put his team ahead for good.

Middle Tennessee State finished with 170 yards of total offense to 364 total yards for San Diego State.

The Blue Raiders won despite allowing seven sacks and being held to minus-61 yards rushing.

San Diego State led 14-13 at halftime.

It was the first meeting between the schools.

Score by Quarter	1	2	3	4	F
Middle Tennessee	0	13	3	9	25
San Diego State	14	0	3	6	23

Team Statistics	MT	SDSU
First Downs	15	15
Rushing (Att-Net Yds)	30-(-66)	32-55
Passing (Comp.-Att.-Int-Yds)	26-43-1-236	19-43-3-309
Total Offensive Plays-Yards	73-170	75-364

National Honors



2023 SAN DIEGO STATE RECORD BOOK

DIVISION I ERA MULTIPLE ALL-AMERICA RECIPIENTS

14 Players (2 three-time, 12 two-time)

3-Time All-American

^{*}Marshall Faulk, RB (1991-1st, 1992-1st, 1993-1st)
Donnel Pumphrey, RB (2014-HM, 2015-HM, 2016-1st)

2-Time All-Americans

Doug Aronson, OG (1985-HM, 1986-3rd)
Darius Durham, WR (1981-HM, 1982-HM)
Chris Hardy, RB (1985-HM, 1986-HM)
Paul Hewitt, RB (1987-HM, 1988-HM)
Michael Hughes, P (2005-HM, 2007-HM)
^{*}Pete Inge, OG (1978-2nd, 1979-2nd)
^{*}Kirk Morrison, LB (2003-1st, 2004-2nd)
Ricky Parker, DB (1995-HM, 1996-HM)
^{*}Todd Santos, QB (1986-HM, 1987-3rd)
^{*}Brian Sipe, QB (1970-HM, 1971-HM)
^{*}Kyle Turley, OT (1996-HM, 1997-1st)
Kevin Wells, C (1987-HM, 1988-HM)
[^] - Member of Aztec Hall of Fame

FIRST-TEAM ALL-AMERICANS

21 times by 18 players
five consensus All-America selections

Yr.	Player, Position	Source
67	Haven Moses, WR	SN, TM
70	Henry Allison, OG	SN, TM, NEA
71	Willie Buchanan, DB	SN, TM, PW
	Tom Reynolds, WR	TM
75	Craig Penrose, QB	SN, TM
78	Henry Williams, DB	FC
91	Marshall Faulk, RB	AP, SN
92	^{**} Marshall Faulk, RB	AP, FC, FN, FW, SN, UP, WC
93	^{**} Marshall Faulk, RB	AP, FC, FN, FW, SN, UP, WC
96	Noel Prefontaine, P	AP, FW
97	[*] Kyle Turley, OT	FC, FN, FW, SN
99	Mike Malano, C	FW
03	Kirk Morrison, LB	CF
16	Donnel Pumphrey, RB	SI, WC
	Nico Siragusa, OG	USAT
17	[*] Rashaad Penny, RB	AA, AP, BR, CBS, ESPN, FW, SI, SN, USAT
21	^{**} Matt Araiza, P	WC, FW, AP, SN, FC, TA, USAT, ESPN, PFF, PFN, CBS, CFF, BR, TAA
	William Dunkle, OL	PFN
	Jonah Tavai, DL	TAA
	Cameron Thomas, DL	TA
22	Jonah Tavai, DL	PFF, BR

SECOND-TEAM ALL-AMERICANS

21 times by 18 players

Yr.	Player, Position	Source
78	Pete Inge, OG	AP
	Henry Williams, DB	UP
79	Pete Inge, OG	AP, UP
85	Webster Slaughter, WR	AP, FN
90	Patrick Rowe, WR	AP
95	George Jones, RB	AP
96	Noel Prefontaine, P	FN
97	Kyle Turley, OT	AP
01	Larry Ned, RB	AP
04	Kirk Morrison, LB	SN

15	Damontae Kazee, DB	USAT
16	Donnel Pumphrey, RB	AP, FC, USAT, SN
17	Rashaad Penny, RB	SBN, WC, CBS (at all-purpose)
19	Luq Barcoo, CB	WC, FW, PS
21	William Dunkle, OL	AP
	Cameron Thomas, DL	WC, FW, AP, SN, USAT
	Trenton Thompson, S	CFF
22	Jack Browning, P	PFF
	Jonah Tavai, DL	AP, USAT

THIRD-TEAM ALL-AMERICANS

18 times by 18 players

Yr.	Player, Position	Source
63	Neal Petties, WR	AP
70	Tim Delaney, WR	AP
73	Jesse Freitas, QB	AP
79	Pete Inge, OG	FN
83	Jim Sandusky, WR	FN
86	Doug Aronson, OG	AP
	Rob Awalt, TE	AP, FN
87	Todd Santos, QB	SN
95	George Jones, RB	FN
98	Damon Gourdine, WR/KR	SN
02	J.R. Tolver, WR	SN
11	Ronnie Hillman, RB	AP, PS
16	Nico Siragusa, OG	AP
19	Luq Barcoo, CB	AP
	Keith Ismael, C	PFF
21	William Dunkle, OL	PFF, CFF
	Cameron Thomas, DL	PFF, CFF
	Trenton Thompson, S	PFN

FOURTH-TEAM ALL-AMERICANS

three times by three players

Yr.	Player, Position	Source
01	Larry Ned, RB	SN
02	J.R. Tolver, WR	SN
15	Rashaad Penny, KR	PS

HONORABLE MENTION ALL-AMERICANS

70 times by 58 players

Yr.	Player, Position	Source
64	James Allison, RB	NEA
70	Tim Delaney, WR	UP
	Brian Sipe, QB	AP
	Leon Van Gorkum, DE	AP, UP
71	Brian Sipe, QB	AP, UP
76	Travis Hiitt, LB	UP
78	Pete Inge, OG	UP
	Don Warren, TE	AP, UP
	Henry Williams, DB	AP
79	Tony Allen, RB	AP
	Pete Inge, OG	SN
	Pat Mulholland, P	SN
	Steve Stapler, WR	AP
	Terrell Ward, DB	AP
80	Kevin Mitchell, LB	SN
81	Vernon Dean, DB	AP, SN
	Darius Durham, WR	AP
	Mike Jezulin, P	AP
	Matt Kofler, QB	SN

82	Darius Durham, WR	AP
83	Matt Long, C	AP
	Jim Sandusky, WR	AP
	Mike Saxon, P	AP
84	Tory Nixon, CB	AP
85	Doug Aronson, OG	AP
	Chris Hardy, RB	AP
	Mike Hooper, DT	AP
	Chris O'Brien, PK	AP
	Todd Richards, LB	AP
	Mike Stevens, MG	AP
86	Levi Esene, DT	AP
	Chris Hardy, RB	AP
	Steve Lauter, DB	AP
	Mario Mitchell, CB	AP
	Todd Santos, QB	AP
87	Paul Hewitt, RB	AP
	Kerry Reed-Martin, TE	AP
	Todd Santos, QB	AP
	Kevin Wells, C	AP
88	Monty Gilbreath, WR	AP
	Paul Hewitt, RB	AP
	Kevin Wells, C	AP
95	Chris Finch, OG	FN
	Ricky Parker, DB	FN
96	Will Blackwell, WR	FN
	Billy Blanton, QB	FN
	Peter Holt, PK	FN
	Adrian Ioja, DE	FN
	Ricky Parker, CB	FN
	Kyle Turley, OT	FN
98	Kabeer Gbaja-Biamila, DE	FN
05	Michael Hughes, P	CF
07	Michael Hughes, P	CF
10	DeMarco Sampson, WR	SI
11	Gavin Escobar, TE	SI
	Ronnie Hillman, RB	SI
	Larry Parker, DB	SI
12	Gavin Escobar, TE	PFW
14	Donnel Pumphrey, RB	SI
15	Damontae Kazee, DB	SI
	Donnel Pumphrey, RB	SI
19	Luq Barcoo, FLEX	PFF
	Dwayne Johnson Jr., S	PFF
	Kyahva Tezino, LB	PFF, PS
21	Patrick McMorris, S	PFN
	Cameron Thomas, DL	PFN
22	Jack Browning, P	CFN
	Jordan Byrd, KR	CFN
	Jonah Tavai, DL	PS, CFN

FRESHMAN ALL-AMERICANS

17 times by nine players

Yr.	Player, Position	Team	Source
01	Kirk Morrison, LB	4th	SN
03	Lynell Hamilton, RB	1st	SN, RI
05	Russell Allen, LB	HM	SN
10	Gavin Escobar, TE	1st	SN
	Ronnie Hillman, RB	1st	FW, PS
	Gavin Escobar, TE	2nd	RI, CF, PS
13	Donnel Pumphrey, RB	2nd	RI, CF, CS
17	Tyler Roemer, OL	1st	USAT
	Tariq Thompson, DB	1st	FW, USAT
19	Cameron Thomas, DT	2nd	TA

^{*} - Consensus All-American as defined by the NCAA

^{**} - Consensus All-American unanimous selection

AA - All-American, AP - Associated Press, BR - Bleacher Report,

National Honors



2023 SAN DIEGO STATE RECORD BOOK

CBS - CBS Sports, CF - Collegefootballnews, CFF - College Football Focus, CFN - College Football Network, ESPN - ESPN, FC - American Football Coaches Association (Kodak), FN - Football News, FW - Football Writers Association of America, NEA - Newspaper Enterprise Association, PFF - Pro Football Focus, PFW - Pro Football Weekly, PFN - Pro Football Network, PS - Phil Steele.com, PW - Pop Warner, RI - Rivals.com, SBN - SB Nation, SI - Sports Illustrated, SN - Sporting News, TA - The Athletic, TAA - The Action Network, TM - Time Magazine, UP - United Press, USAT - USA Today.

LITTLE ALL-AMERICANS (PRE-DIVISION I ERA)

14 times by 13 players

Yr.	Player, Position
35	John Butler, OG
38	John Duich, OT
54	Norm Nygaard, RB Ron Steward, WR
55	Jay Gutowski, OG
56	Jay Gutowski, OG
64	Jim Allison, RB Gary Garrison, WR
66	Leo Carroll, DE Don Horn, QB
67	Steve Duich, OT Haven Moses, WR
68	Fred Dryer, DL Lloyd Edwards, RB

ACADEMIC ALL-AMERICANS

three times by three players

Yr.	Player, Position	Team
78	Don Warren, TE	2nd
98	Scott Auerbach, DB	1st
01	Brian Simjanovski, P	2nd

NATIONAL AWARD CANDIDATES

Recognized by NCFAA

Heisman Trophy (Top College Player)

91	Marshall Faulk (9th; 52 pts.)
92	Marshall Faulk (2nd; 1,080 pts.)
93	Marshall Faulk (4th; 250 pts.)
16	Donnel Pumphrey (T-10th; 67 pts.)
17	Rashaad Penny (5th; 175 pts.)

Walter Camp Award (National Player of the Year)

11	Ronnie Hillman, RB (preseason)
16	Donnel Pumphrey, RB (semifinalist)
17	Rashaad Penny, RB (finalist)

Maxwell Award (College Player of the Year)

06	Lynell Hamilton, RB (preseason)
11	Ronnie Hillman, RB (preseason) Ryan Lindley, QB (preseason)
13	Adam Muema, RB (preseason)
15	Donnel Pumphrey, RB (preseason)
16	Donnel Pumphrey, RB (semifinalist)
17	Rashaad Penny, RB (semifinalist)
18	Juwan Washington, RB (preseason)
19	Juwan Washington, RB (preseason)
21	Greg Bell, RB (preseason)

Bednarik Award (Outstanding Defensive Player)

04	Kirk Morrison, LB (preseason)
13	Jake Fely, LB (preseason)
16	Damontae Kazee, CB (preseason)
	Calvin Munson, LB (preseason)
19	Kyhava Tezino, LB (preseason)
20	Cameron Thomas, DT (preseason) Tariq Thompson, S (preseason)
21	Caden McDonald, LB (preseason) Cameron Thomas, DL (semifinalist)
22	Patrick McMorris, S (preseason)

Biletnikoff Award (Top Wide Receiver)

02	J.R. Tolver (semifinalist) Kassim Osgood (preseason)
09	Vincent Brown (semifinalist)
10	Vincent Brown (preseason)
11	Colin Lockett (midseason)
12	Colin Lockett (preseason)
13	Ezell Ruffin (midseason)
14	Ezell Ruffin (preseason)

Bronko Nagurski Award (Top Defensive Player)

03	Kirk Morrison, LB (preseason)
04	Matt McCoy, LB (preseason) Kirk Morrison, LB (preseason)
06	Antwan Applewhite, DL (preseason)
11	Miles Burris, LB (preseason)
12	Leon McFadden DB (preseason)
16	Calvin Munson, LB (preseason)
19	Kyahva Tezino, LB (preseason)
20	Cameron Thomas, DT (preseason)
21	Caden McDonald, LB (preseason) Cameron Thomas, DL (preseason)
22	Caden McDonald, LB (preseason) Patrick McMorris, S (preseason)

Butkus Award (Outstanding Linebacker)

02	Kirk Morrison (preseason)
03	Kirk Morrison (preseason)
04	Kirk Morrison (semifinalist) Matt McCoy (preseason)
07	Russell Allen (preseason)
08	Russell Allen (preseason)
11	Miles Burris (preseason)
16	Calvin Munson (preseason)
19	Kyahva Tezino, LB (preseason)

Davey O'Brien Award (Outstanding Quarterback)

03	Adam Hall (preseason)
11	Ryan Lindley (preseason)

Doak Walker Award (Top Running Back)

01	Larry Ned (semifinalist)
04	Lynell Hamilton (preseason)
05	Lynell Hamilton (preseason)
11	Ronnie Hillman (semifinalist)
12	Walter Kazee (preseason)
13	Adam Muema (preseason)
14	Donnel Pumphrey (preseason)
15	Donnel Pumphrey (preseason)
16	Donnel Pumphrey (finalist)
17	Rashaad Penny (semifinalist)

John Mackey Award (Top Tight End)

10	Alston Umuolo (preseason)
11	Gavin Escobar (midseason)
12	Gavin Escobar (semifinalist)
17	David Wells (preseason)
18	Kahale Warring (preseason)
19	Parker Houston (preseason)
20	Daniel Bellinger (preseason)

21	Daniel Bellinger (preseason)
22	Mark Redman (preseason)

Lou Groza Award (Outstanding Kicker)

96	Peter Holt (finalist)
03	J.C. Mejia (semifinalist)
11	Abelardo Perez (preseason)
15	Donny Hageman (preseason)
16	John Baron II (semifinalist)
17	John Baron II (preseason)
18	John Baron II (semifinalist)
20	Matt Araiza (preseason)

Outland Trophy (Top Interior Lineman)

04	Mike Kracalik, OG (preseason)
16	Nico Siragusa, OG (preseason)
19	Keith Ismael, C (preseason)
21	Zachary Thomas, OT (preseason)
22	Alama Uluave, C (preseason)

Paul Hornung Award (Most Versatile Player)

16	Rashaad Penny (preseason)
17	Rashaad Penny (preseason)
18	Juwan Washington (preseason)
19	Juwan Washington (preseason)
20	Jordan Byrd (preseason)
21	Jordan Byrd (preseason)
22	Jordan Byrd (preseason)

Jim Thorpe Award (Top Defensive Back)

12	Leon McFadden, CB (preseason)
13	Nat Berhe, S (preseason)
14	J.J. Whittaker, CB (preseason)
15	Damontae Kazee, CB (preseason) J.J. Whittaker, CB (preseason)
16	Damontae Kazee, CB (preseason)
19	Luq Barcoo, CB (semifinalist) Tariq Thompson, S (preseason)
20	Darren Hall, CB (preseason) Tariq Thompson, S (preseason)

Ray Guy Award (Outstanding Punter)

03	Brian Simjanovski (preseason)
06	Michael Hughes (preseason)
07	Michael Hughes (preseason)
09	Brian Stahovich (preseason)
10	Brian Stahovich (preseason)
11	Brian Stahovich (preseason)
13	Joel Alesi (preseason)
14	Joel Alesi (preseason)
16	Tanner Blain (preseason)
19	Brandon Hecklen (preseason)
21	Matt Araiza (winner)
22	Jack Browning (preseason)

Rimington Award (Outstanding Center)

02	Johnathan Ingram (preseason)
04	Jasper Harvey (preseason)
05	Jasper Harvey (preseason)
09	Trask Iosefa (preseason)
10	Trask Iosefa (preseason)
12	Alec Johnson (preseason)
14	Jordan Smith (preseason)
16	Arthur Flores (preseason)
19	Keith Ismael (preseason)
22	Alama Uluave (preseason)

Wuerffel Trophy Watch List (Community Service, Athletic & Academic)

16	Daniel Brunskill, TE (preseason)
17	David Wells, TE (preseason)
18	Ron Smith, CB (preseason)
19	Parker Houston, TE (preseason)

National Honors



22 Michael Shawcroft, LB (preseason)

Other Awards

Burlsworth Trophy (Top Walk-On)

- 10 Darryn Lewis, S (preseason)
- 13 Chad Young, FB (preseason)
- 14 Joel Alesi, P (preseason)
- 15 Dakota Gordon, FB (preseason)
- 16 Daniel Brunskill, TE (preseason)
- 17 Kahale Warring, TE (preseason)
- 18 Kahale Warring, TE (preseason)
- 19 Jesse Matthews, WR (preseason)
- 20 Jesse Matthews, WR (preseason)
- 21 Segun Olubi, LB (preseason)
- 22 Jack Browning, P (preseason)

Earl Campbell Tyler Rose Award (Ties to Texas, Performance, Integrity, Tenacity)

- 13 Adam Dingwell, QB (preseason)
- 14 Adam Roberts, TE (preseason)
- 17 Juwan Washington, RB (preseason)
- 19 Juwan Washington, RB (preseason)
- 22 Tyrell Shavers, WR (preseason)

William V. Campbell Trophy (Best Scholar-Athlete)

- 11 Miles Burris, LB (semifinalist)
- 19 Parker Houston, TE (semifinalist)

NFF Hampshire Society (3.2 GPA, Starter/Contributor & in Last Season of Eligibility)

- 07 Patrick Justman, C
- 08 Scotty James, CB
- 10 Matthew Kawulok, TE/FB
- 12 Miles Burris, LB
- 16 Jeff Overbaugh, LS
- 17 Arthur Flores, C
- 18 Ron Smith, CB
- 19 Brandon Heicklen, P
- Parker Houston, TE
- 21 Matt Araiza, P/K
- Daniel Bellinger, TE
- Elijah Kothe, WR
- Segun Olubi, LB
- Cameron Thomas, DL
- 22 David Delgado, H
- Caden McDonald, LB
- Michael Shawcroft, LB

Ted Hendricks Award (Top Defensive End)

- 06 Antwan Applewhite (preseason)

Lombardi Award (Top Down Lineman)

- 03 Kirk Morrison, LB (preseason)
- 04 Mike Kracalik, OG (preseason)
- Kirk Morrison, LB (preseason)
- 08 Russell Allen, LB (preseason)
- 11 Miles Burris, LB (preseason)
- 12 Gavin Escobar, TE (preseason)
- 13 Jake Fely, LB (preseason)
- 15 Alex Barrett, DE (preseason)
- Darrell Greene, OG (preseason)
- Pearce Slater, OT (preseason)

Lott IMPACT Trophy (Impact On & Off Field)

- 13 Nat Berhe, S (preseason)
- 16 Calvin Munson, LB (quarterfinalist)

Manning Award (Top Quarterback)

- 09 Ryan Lindley (preseason)
- 11 Ryan Lindley (preseason)

Polynesian College Football Player of the Year

- 17 Ronley Lakalaka, LB (preseason)
- 18 Ronley Lakalaka, LB (preseason)
- 21 Alama Uluave, OL (preseason)
- 22 Jonah Tavai, DL (preseason)
- Justus Tavai, DL (preseason)
- Alama Uluave, OL (preseason)

Johnny Unitas Golden Arm Award (Quarterback On & Off Field)

- 17 Christian Chapman (preseason)
- 18 Christian Chapman (preseason)
- 22 Braxton Burmeister (preseason)

Awards No Longer Presented

Hossman Award (National Player of the Year)

- 04 Kirk Morrison, LB (preseason)

Rudy Award (Character, Courage, Contribution, Commitment)

- 10 Doug Deakin

NATIONAL WEEKLY AWARDS

Walter Camp National FBS Player of the Week

Yr.	Player, Position (Date)	Honor
15	Calvin Munson, LB (Sept. 6)	Defensive
17	Rashaad Penny, RB (Sept. 10)	Offensive
	Rashaad Penny, RB (Nov. 19)	Offensive

FWAA/Bronko Nagurski Player of the Week

Yr.	Player, Position (Date)	Honor
04	Matt McCoy, LB (Sept. 18)	Defensive
17	Kameron Kelly, DB (Sept. 19)	Defensive

Thorpe Player of the Week

Yr.	Player, Position (Date)
19	Luq Barcoo, CB (Oct. 10)
22	Dallas Branch, CB (Nov. 10)

Conference Honors



2023 SAN DIEGO STATE RECORD BOOK

LEAGUE PLAYER OF THE YEAR

16 times by 10 players

Yr.	Player, Position	Honor
Western Athletic Conference (1978-99)		
87	Todd Santos, QB	Offensive PoY
92	Marshall Faulk, RB	Offensive PoY
95	George Jones, RB	Offensive PoY
Mountain West (1999-)		
03	Kirk Morrison, LB	Defensive PoY
04	Kirk Morrison, LB	Co-Defensive PoY
15	Donnel Pumphrey, RB	Offensive PoY
	Damontae Kazee, DB	Defensive PoY
	Rashaad Penny, KR	Special Teams PoY
16	Donnel Pumphrey, RB	Offensive PoY
	Damontae Kazee, DB	Defensive PoY
	Rashaad Penny, KR	Special Teams PoY
17	Rashaad Penny, RB	Offensive PoY
	Rashaad Penny, KR	Special Teams PoY
21	Cameron Thomas, DL	Defensive PoY
	Matt Araiza, P/K	Special Teams PoY
22	Jack Browning, P/K	Special Teams PoY

LEAGUE FRESHMAN OF THE YEAR

two times by two players

Yr.	Player, Position
Mountain West (1999-)	
03	Lynell Hamilton, RB
10	Ronnie Hillman, RB

LEAGUE COACH OF THE YEAR

six times by four coaches

Yr.	Coach
Western Athletic Conference (1978-99)	
86	Denny Stolz
98	Ted Tollner (Pacific Division)
Mountain West (1999-)	
10	Brady Hoke
12	Rocky Long
15	Rocky Long
21	Brady Hoke

FIRST-TEAM ALL-LEAGUE

299 times by 227 players

Yr.	Player, Position	No. 1st Team Selections
Southern Calif. Intercollegiate Athletic Conference (1926-38)		
26	Dave Barnes, OT	1st
	Ed Ruffa, RB	1st
27	Paul Mott, FB	1st
28	Werner Peterson, OT	1st
	Art Wilson, FB	1st
29	Gordon Cox	1st
	Art Wilson, FB	2nd
30	Elden Dilley, FG	1st
	George Mosolf, E	1st
32	Bill Bailey, FB	1st
	George Mosolf, E	2nd
	Glen Warren, C	1st
33	Bill Bailey, FB	2nd
	John Butler, OG	1st
	George Mosolf, E	3rd
	Jack Rand, E	1st
	Owen Rice, OT	1st
34	John Butler, OG	2nd
	Owen Rice, OT	1st
35	John Butler, OG	3rd
	Ed Smyth, E	1st
36	Herb Ward, OG	1st
37	Max Glass, FB	1st
	Herb Ward, OT	1st
	Abbie Vanoni, OG	1st

38	Bill Timmons, E	1st
	Hal Tracy, FB	1st
	Abbie Vanoni, OG	2nd
California Collegiate Athletic Association (1939-67)		
41	Bob Cozens, B	1st
	Joe Seminario, OG	1st
46	Leo Heaton, E	1st
	Bill Nelson, B	1st
	Al Sawaya, OT	1st
47	George Brown, OG	1st
48	Tom Dahms, OT	1st
49	Tom Dahms, OT	2nd
	James Dowd, OG	1st
	Tom Wilson, E	1st
50	Byron Chase, OT	1st
	Bob Conklin, OG	1st
	Bob Embrey, DB	1st
	Ralph Freitag, C	1st
	Art Preston, B	1st
	Birt Slater, DE	1st
51	Jim Erkenbeck, OT-DG	1st
	Hugh Lathman, DG	1st
	George Leja, LB	1st
	Ferman McPhatter, DG	1st
	Chet Nicholson, E	1st
	Art Preston, B	2nd
	Ed Ricketts, DB	1st
	Jesse Thompson, B	1st
52	Ed Fletcher, DB	1st
	Paul Held, B	1st
	Bob Lyons, DE	1st
	Dick Ortega, OT-DT	1st
53	Paul Held, B	2nd
	Harry Higgins, C	1st
	Marshall Malcolm, DB	1st
	Norm Nygaard, RB-DB	1st
54	Harry Higgins, C	2nd
	Marshall Malcolm, DB	2nd
	Norm Nygaard, RB-DB	2nd
55	Jay Gutowski, OG	1st
	William Ledford, OT	1st
56	Jay Gutowski, OG	2nd
	William Ledford, OT	2nd
57	Joe Duke, B	1st
58	Joe Duke, B	2nd
	Braxton Pinkins, E	1st
	Dick Morris, B	1st
	Pat Robbins, OG	1st
62	Kern Carson, B	1st
	David Lay, OT	1st
	Neal Petties, E	1st
63	Kern Carson, B	2nd
	John Farris, OT	1st
	Mario Mendez, B	1st
	Dave Stenson, OG	1st
64	Jim Allison, B	1st
	John Farris, OT	2nd
	Gary Garrison, E	1st
65	Gary Garrison, E	2nd
	Nate Johns, B	1st
	Cliff Kenney, LB	1st
	Ken Madison, E	1st
	Larry Martin, MG	1st
	Ralph Wenzel, OG	1st
66	Leo Carroll, DE	1st
	Don Fisher, E	1st
	Don Horn, QB	1st
	Bob Howard, DB	1st
	Larry Schakel, OG	1st
	Craig Scoggins, E	1st
	Jeff Staggs, LB	1st
	Teddy Washington, B	1st
	Jon Wittler, LB	1st
67	John Beck, DB	1st
	Paul Daniels, OG	1st
	Steve Duich, OT	1st
	Lloyd Edwards, B	1st
	Cliff Hancock, DB	1st

	Jim Hight, MG	1st
	Haven Moses, E	1st
Pacific Coast Athletic Association (1969-75)		
69	Tim Burnett, DL	1st
	Tim Delaney, TE	1st
	Lee Felice, OT	1st
	Billie Hayes, DB	1st
	Bill Pierson, C	1st
	Tom Reynolds, WR	1st
	Dennis Shaw, QB	1st
	Tom Shellabarger, OT	1st
	Bill Van Leeuwen, DL	1st
	Carl Weathers, LB	1st
	Lon Woodard, DL	1st
70	Henry Allison, OG	1st
	Ken Burrow, WR	1st
	Tim Delaney, TE	2nd
	Tom Hayes, DB	2nd
	Al Limahelu, K	1st
	Tom Shellabarger, OT	2nd
	Leon Van Gorkum, DE	1st
71	Willie Buchanon, DB	1st
	Steve Henson, OT	1st
	Tom Reynolds, WR	1st
	Brian Sipe, QB	1st
	Ty Youngs, DT	1st
72	Randy Bixler, DL	1st
	Isaac Curtis, WR	1st
	Bill Donckers, QB	1st
	Bill Ferguson, LB	1st
	Joe Lavender, DB	1st
73	Joe Amaral, LB	1st
	Rick Ash, DL	1st
	Tony Bachmann, OG	1st
	Pat Cassidy, LB	1st
	Keith Denson, WR	1st
	Jesse Freitas, QB	1st
	Bobby Henderson, LB	1st
	Monte Jackson, DB	1st
	Dave Limebrook, C	1st
	Claudie Minor, OT	1st
	Darold Nogle, TE	1st
74	Rick Ash, DL	2nd
	Tony Bachmann, RB	2nd
	Burt Blackwell, LB	1st
	Mike Gilbert, DL	1st
	Bobby Henderson, LB	2nd
	Monte Jackson, DB	2nd
	Bill Kramer, RB	1st
	Dwight McDonald, WR	1st
75	Duke Ferguson, WR	1st
	Mike Gilbert, DL	2nd
	Travis Hitt, LB	1st
	Mel Jacobs, KR	1st
	Craig Penrose, QB	1st
	Charlie Wortiska, OG	1st
Western Athletic Conference (1978-98)		
78	Pete Inge, OG	1st
	Don Warren, TE	1st
	Henry Williams, DB	1st
79	Tony Allen, RB	1st
	Pete Inge, OG	2nd
	Steve Stapler, WR	1st
	Terrell Ward, DB	1st
80	Kevin Mitchell, LB	1st
81	Vernon Dean, DB	1st
	Mike Jezulin, P	1st
	Darius Durham, WR	1st
82	Darius Durham, WR	1st
83	Jim Sandusky, WR & Ret. Specialist	1st
84	Rich Moran, OT	1st
	Tory Nixon, CB	1st
85	Doug Aronson, OG	1st
	Chris Hardy, HB	1st
	Chris O'Brien, PK	1st
	Todd Richards, LB	1st
	Webster Slaughter, WR	1st
86	Doug Aronson, OG	2nd
	Rob Awalt, TE	1st

Conference Honors



2023 SAN DIEGO STATE RECORD BOOK

	Levi Esene, DT	1st
	Steve Lauter, S	1st
87	Monty Gilbreath, Ret. Spec.	1st
	Clarence Nunn, DB	1st
	Todd Santos, QB	1st
88	Paul Hewitt, RB	1st
89	Monty Gilbreath, WR	2nd
	John Wesselman, DB	1st
90	Dennis Arey, WR	1st
	Dan McGwire, QB	1st
	Patrick Rowe, WR	1st
	Nick Subis, OL	1st
91	Eric Duncan, DL	1st
	Marshall Faulk, RB	1st
	Jim Jennings, OL	1st
	Damon Pieri, DB	1st
	Patrick Rowe, WR	2nd
92	Marshall Faulk, RB	2nd
	Tony Nichols, OL	1st
	Damon Pieri, CB	2nd
	Darnay Scott, WR	1st
93	Marshall Faulk, RB	3rd
	Darnay Scott, WR	2nd
94	La'Roi Glover, DL	1st
	Ricky Parker, DB	1st
95	Will Blackwell, WR	1st
	Chris Finch, OG	1st
	George Jones, RB	1st
	Ricky Parker, DB	2nd
96	Will Blackwell, WR	(PD) 2nd
	Leandrew Childs, Ret. Specialist	(PD) 1st
	Adrian Ioja, DE	(PD) 1st
	Ricky Parker, CB	(PD) 1st
	Noel Prefontaine, P	(PD) 1st
	Kyle Turley, OT	(PD) 1st
97	Kabeer Gbaja-Biamila, DE	(PD) 1st
	Kyle Turley, OT	(PD) 2nd
98	Rick Austin, OL	(PD) 1st
	Kabeer Gbaja-Biamila, DE	(PD) 2nd
	Damon Gourdine, WR & Ret. Specialist	(PD) 1st
	Mike Malano, OL	(PD) 1st
Mountain West (1999-)		
99	Rico Curtis, DB	1st
	Kabeer Gbaja-Biamila, DL	3rd
	Mike Malano, OL	2nd
	Gray McNeill, TE	1st
00	Will Demps, DB	1st
01	Will Demps, DB	2nd
	David Moreno, OL	1st
	Larry Ned, RB	1st
02	Kirk Morrison, LB	1st
	Kassim Osgood, WR	1st
	J.R. Tolver, WR	1st
03	Brendan Darby, OL	1st
	Lynell Hamilton, RB	1st
	Kirk Morrison, LB	2nd
04	Kirk Morrison, LB	3rd
05	Marcus Demps, S	1st
	Freddy Keiaho, LB	1st
06	Antwan Applewhite, DE	1st
10	Vincent Brown, WR	1st
	Miles Burris, LB	1st
	Ronnie Hillman, RB	1st
	Leon McFadden, DB	1st
	DeMarco Sampson, WR	1st
	Brian Stahovich, P	1st
11	Miles Burris, LB	2nd
	Gavin Escobar, TE	1st
	Tommie Draheim, OL	1st
	Ronnie Hillman, RB	2nd
	Leon McFadden, DB	2nd
	Larry Parker, DB	1st
	Brian Stahovich, P	2nd
12	Nik Embemate, OL	1st
	Gavin Escobar, TE	2nd
	Leon McFadden, DB	3rd
13	Nat Berhe, DB	1st
14	Donnel Pumphrey, RB	1st

15	Alex Barrett, DL	1st
	Damontae Kazee, DB	1st
	Calvin Munson, LB	1st
	Rashaad Penny, KR	1st
	Donnel Pumphrey, RB	1st
	Nico Siragusa, OL	1st
	Pearce Slater, OL	1st
16	John Baron II, PK	1st
	Alex Barrett, DL	2nd
	Damontae Kazee, DB	2nd
	Calvin Munson, LB	2nd
	Rashaad Penny, KR	2nd
	Donnel Pumphrey, RB	3rd
	Nico Siragusa, OL	2nd
17	Kameron Kelly, DB	1st
	Rashaad Penny, RB	3rd
	Rashaad Penny, KR	4th
18	Keith Ismael, OL	1st
	Kyahva Tezino, LB	1st
19	Luq Barcoo, DB	1st
	Myles Cheatum, DL	1st
	Keith Ismael, OL	2nd
	Kyahva Tezino, LB	2nd
	Cameron Thomas, DL	1st
20	Darren Hall, CB	1st
	Caden McDonald, LB	1st
	Kyle Spalding, OL	1st
	Cameron Thomas, DL	2nd
	Tariq Thompson, S	1st
21	Matt Araiza, P	1st
	Jordan Byrd, KR	1st
	William Dunkle, OL	1st
	Caden McDonald, LB	2nd
	Patrick McMorris, DB	1st
	Cameron Thomas, DL	3rd
	Zachary Thomas, OL	1st
	Trenton Thompson, DB	1st
22	Jack Browning, P	1st
	Jordan Byrd, KR	2nd
	Jordan Byrd, PR	1st
	Caden McDonald, LB	3rd
	Patrick McMorris, DB	2nd
	Jonah Tavai, DL	1st
	Alama Uluave, OL	1st

SECOND-TEAM ALL-LEAGUE

77 times by 61 players

Yr. Player, Position

Mountain West (1999-)		
99	Jerome Haywood, DL	
	Jonas Lewis, RB	
	Joey Mayo, LB	
	Larry Ned, RB	
	Scott Nicholson, DL	
	Ted Printy, OL	
00	Jomar Butler, LB	
	Jerome Haywood, DL	
	Ricky Sharpe, DB	
	Brian Simnjanovski, P	
	J.R. Tolver, WR	
01	Jerome Haywood, DL	
	Brian Simnjanovski, P	
	J.R. Tolver, WR	
02	Amon Arnold, DL	
	Jonathan Ingram, OL	
	Jeff Shoate, DB	
03	Mike Kracalik, OL	
	Matt McCoy, LB	
	Brandon Rager, DL	
	Jeff Shoate, DB	
04	Mike Kracalik, OL	
	Blake Lobel, LB	
	Matt McCoy, LB	
05	Michael Hughes, P	
	Kurt Kahui, DL	
	Jeff Webb, WR	

06	Joe Martin, LB	1st
07	Michael Hughes, P	1st
	Kevin O'Connell, QB	1st
	Brett Swain, WR	1st
09	Vincent Brown, WR	2nd
	DeMarco Sampson, WR	1st
	Brian Stahovich, P	1st
10	Ryan Lindley, QB	1st
	Gavin Escobar, TE	1st
	Trask Iosefa, OL	2nd
	Abelardo Perez, PK	2nd
11	Alec Johnson, OL	2nd
	Jerome Long, DL	3rd
12	Nat Berhe, DB	2nd
	Jake Fely, LB	1st
	Alec Johnson, OL	3rd
	Adam Muema, RB	4th
13	Bryce Quigley, OL	1st
14	Damontae Kazee, DB	1st
	Lloyd Mills, PR	1st
	Terry Poole, OL	1st
	J.J. Whittaker, DB	2nd
15	Jake Fely, LB	2nd
	J.J. Whittaker, DB	1st
16	Daniel Brunskill, OL	1st
	Malik Smith, DB	1st
	David Wells, TE	1st
17	Keith Ismael, OL	2nd
	Ronley Lakalaka, LB	1st
	Tyler Roemer, OL	1st
	Tariq Thompson, DB	1st
	David Wells, TE	1st
18	John Baron II, PK	2nd
	Ryan Pope, OL	1st
	Tariq Thompson, DB	3rd
19	Keshawn Banks, DL	1st
	Daishawn Dixon, OL	1st
	Parker Houston, TE	1st
	Tariq Thompson, DB	1st
20	Greg Bell, RB	1st
	Jordan Byrd, KR	3rd
	Tanner Kuljian, P	1st
	Zachary Thomas, OL	1st
21	Greg Bell, RB	1st
	Keshawn Banks, DL	1st
	Taylor Hawkins, DB	1st
	Matt Araiza, K	1st
22	Cade Bennett, OL	1st
	Mark Redman, TE	1st
	Tyrell Shavers, WR	1st
	Michael Shawcroft, LB	1st

HONORABLE MENTION ALL-LEAGUE

103 times by 88 players

Yr. Player, Position

Mountain West (1999-)		
00	Brian Berg, LB	
	Mike Houghton, OL	
	Johnathan Ingram, OL	
	Chester Pitts, OL	
	Brian Russell, DB	
	Lon Sheriff, QB	
01	Andrew Bringham, DL	
	Jomar Butler, LB	
	Donte Gamble, KR	
	Johnathan Ingram, OL	
	Gray McNeill, TE	
	Kirk Morrison, LB	
	Garret Pavelko, DB	
	Chester Pitts, OL	
	Dylan Robles, LB	
	Ricky Sharpe, DB	
02	Kyle Conerly, PR/KR	
	Brendan Darby, OL	
	Akbar Gbaja-Biamila, DL	
	Adam Hall, QB	

Conference Honors



2023 SAN DIEGO STATE RECORD BOOK

- Jared Ritter, DL
- Ricky Sharpe, DB
- Brian Simnjanovski, P/PK
- 03 Jacob Elimimian, DB
- J.C. Mejia, PK
- Brook Miller, DL
- Seth Santoro, P
- Marviel Underwood, DB
- Jeff Webb, WR
- 04 Jonathan Bailes, DL
- Heath Farwell, LB
- Marviel Underwood, DB
- Jeff Webb, WR
- 05 Antwan Applewhite, DL
- Reggie Grigsby, DB
- Jasper Harvey, OL
- Joe Martin, LB
- Terrell Maze, DB
- Garrett Palmer, PK
- 06 Atiyah Henderson, RB
- Patrick Justman, C
- Nick Osborn, DL
- 07 Russell Allen, LB
- Ray Bass, DB
- Mike Kravetz, OL
- Nick Osborn, DL
- Will Robinson, OL
- 08 Russell Allen, LB
- Corey Boudreaux, DB
- B.J. Williams, DE
- 09 Davion Mauldin, KR
- Jerry Milling, LB
- 10 Ernie Lawson, DL
- Jose Perez, DB
- Andrew Preston, DB
- 11 Nat Berhe, DB
- 12 Derek Largent, LB
- Sam Meredith, DL
- Bryce Quigley, OL
- 13 Colin Lockett, WR/KR
- Adam Muema, RB
- Terry Poole, OL
- Ezell Ruffin, WR
- Nick Tenhaeff, LB
- J.J. Whittaker, DB
- 14 Alex Barrett, DL
- Darrell Greene, OL
- Ezell Ruffin, WR
- Calvin Munson, LB
- Maik Smith, DB
- 15 Daniel Brunskill, TE
- Donny Hageman, PK
- Christian Heyward, DL
- Jon Sanchez, DL
- Maik Smith, DB
- 16 Kyle Kelley, DL
- Quest Truxton, PR
- Parker Baldwin, DB
- 17 Mikah Holder, WR
- Parker Baldwin, DB
- Noble Hall, DL
- Brandon Heicklen, P
- Kahale Warring, TE
- Juwan Washington, RB
- 19 Matt Araiza, PK
- William Dunkle, OL
- Darren Hall, DB
- Brandon Heicklen, P
- Dwayne Johnson Jr., DB
- 20 Matt Araiza, PK
- Keshawn Banks, DL
- Daniel Bellinger, TE
- Taylor Hawkins, DB
- Dwayne Johnson Jr., DB
- Jonah Tavai, DL
- 21 Alama Uluave, OL
- Jonah Tavai, DL
- Michael Shawcroft, LB

- 22 Keshawn Banks, DL
- Dallas Branch, DB
- Dez Malone, DB
- Jesse Matthews, WR
- Jalen Mayden, QB

PLAYER OF THE WEEK

176 times by 104 players

Yr.	Player, Position (Date)	Honor
Western Athletic Conference (1978-98)		
80	Rick Carusa, LB (Nov. 1)	Defensive
	Kevin Mitchell, LB (Nov. 29)	Defensive
81	Matt Kofler, QB (Sept. 12)	Offensive
	Matt Kofler, QB (Oct. 10)	Offensive
82	Dave Croudip, DB (Oct. 23)	Defensive
	Mark McKay, QB (Nov. 6)	Offensive
	Mike Fox, DB (Nov. 20)	Co-Defensive
84	Todd Santos, QB (Sept. 8)	Offensive
85	Chris Hardy, QB (Sept. 30)	Offensive
	Webster Slaughter, WR (Oct. 28)	Offensive
	Todd Santos, QB (Nov. 25)	Offensive
86	Chris Hardy, RB (Sept. 13)	Offensive
	Todd Santos, QB (Nov. 1)	Offensive
	Lyndon Earley, DB (Nov. 15)	Defensive
	Levi Essene, DT (Nov. 29)	Defensive
87	Todd Santos, QB (Sept. 12)	Offensive
	Todd Santos, QB (Oct. 17)	Co-Offensive
88	Paul Hewitt, RB (Nov. 5)	Offensive
89	Darin Wagner, RB (Sept. 23)	Offensive
	John Wesselman, DB (Sept. 30)	Defensive
	Ron Slack, RB (Oct. 14)	Offensive
90	Dan McGwire, QB (Sept. 29)	Offensive
	Patrick Rowe, WR (Oct. 13)	Offensive
	Dan McGwire, QB (Nov. 17)	Offensive
	T.C. Wright, RB (Nov. 24)	Offensive
91	Marshall Faulk, RB (Sept. 14)	Offensive
	Andy Coviello, LB (Oct. 12)	Defensive
	David Lowery, QB (Oct. 26)	Offensive
	David Lowery, QB (Nov. 16)	Co-Offensive
92	Marshall Faulk, RB (Sept. 5)	Offensive
	Marshall Faulk, RB (Sept. 12)	Offensive
	Darnay Scott, WR (Oct. 17)	Offensive
	Marshall Faulk, RB (Nov. 14)	Offensive
93	Craigus Thompson, LB (Oct. 9)	Defensive
	Marshall Faulk, RB (Nov. 13)	Offensive
94	Tim Gutierrez, QB (Sept. 10)	Offensive
95	Ricky Parker, CB (Sept. 11)	Defensive
	Julius McChristian, SS (Oct. 2)	Defensive
	Craigus Thompson, LB (Oct. 9)	Defensive
	George Jones, RB (Oct. 16)	Offensive
96	Peter Holt, PK (Sept. 9)	PD-Special Teams
	Will Blackwell, WR (Sept. 16)	PD-Offensive
	Peter Holt, PK (Sept. 23)	PD-Special Teams
	Leandrew Childs, RS (Oct. 13)	PD-Special Teams
	Noel Prefontaine, P (Nov. 4)	PD-Special Teams
	Billy Blanton, QB (Nov. 11)	PD-Offensive
	Jason Moore, DB (Nov. 25)	PD-Defensive
	Billy Blanton, QB (Dec. 2)	PD-Offensive
	Charles Gatlin, DL (Dec. 2)	PD-Defensive
	Noel Prefontaine, P (Dec. 2)	PD-Special Teams
97	Az Hakim, RS (Sept. 8)	PD-Special Teams
	Jonas Lewis, RB (Nov. 17)	PD-Offensive
98	Larry Ned, RB (Oct. 5)	PD-Offensive
	Damon Gourdine, RS (Oct. 12)	PD-ST
	Kabeer Gbaja-Biamila, DE (Oct. 26)	PD-Defensive
	Don Copeland, P (Nov. 9)	PD-Special Teams
Mountain West (1999-)		
99	Jack Hawley, QB (Sept. 27)	Offensive
	Scott Nicholson, DL (Nov. 29)	Defensive
00	Will Demps, DB (Sept. 4)	Defensive
	Lon Sherif, QB (Oct. 9)	Offensive
	Derrick Lewis, WR (Oct. 23)	Offensive
	Jomar Butler, LB (Oct. 23)	Defensive
	Nate Tandberg, PK (Oct. 23)	Special Teams
	Dylan Robles, LB (Nov. 4)	Defensive
01	Larry Ned, RB (Sept. 24)	Offensive

- Larry Ned, RB (Oct. 7)
- 02 J.R. Tolver, WR (Sept. 16)
- Ricky Sharpe, DB (Oct. 14)
- J.R. Tolver, WR (Oct. 21)
- Kyle Conerly, PR (Oct. 28)
- 03 Jeff Webb, WR (Oct. 6)
- Kirk Morrison, LB (Oct. 27)
- Matt McCoy, LB (Nov. 10)
- Marviel Underwood, DB (Nov. 24)
- 04 Matt McCoy, LB (Sept. 20)
- Kirk Morrison, LB (Oct. 18)
- Heath Farwell, LB (Nov. 15)
- Kirk Morrison, LB (Nov. 15)
- Garrett Palmer, PK (Nov. 15)
- 05 Russell Allen, LB (Oct. 3)
- Reggie Grigsby, S (Oct. 17)
- Garrett Palmer, PK (Nov. 13)
- 06 Joe Martin, LB (Oct. 23)
- Garrett Palmer, PK (Oct. 23)
- Ray Bass, S (Nov. 13)
- Joe Martin, LB (Dec. 4)
- 07 Freddy Dunkle, LB (Dec. 4)
- Russell Allen, LB (Oct. 15)
- Luke Laolagi, LB (Nov. 5)
- Mekell Wesley, KR (Nov. 12)
- Michael Hughes, P (Nov. 15)
- Michael Hughes, P (Nov. 19)
- Garrett Palmer, PK (Dec. 3)
- 08 Ryan Lindley, QB (Sept. 29)
- Luke Laolagi, LB (Nov. 23)
- 09 Dey Juan Hemmings, DB (Oct. 5)
- Ryan Lindley, QB (Oct. 26)
- DeMarco Sampson, WR (Oct. 26)
- Brian Stahovich, P (Nov. 2)
- 10 Ronnie Hillman, RB (Sept. 13)
- Ronnie Hillman, RB (Sept. 20)
- Ronnie Hillman, RB (Oct. 18)
- DeMarco Sampson, WR (Nov. 1)
- Brian Stahovich, P (Nov. 1)
- Miles Burris, LB (Nov. 8)
- Ryan Lindley, QB (Nov. 29)
- 11 Jerome Long, DL (Sept. 13)
- Brian Stahovich, P (Sept. 13)
- Ronnie Hillman, RB (Sept. 19)
- Larry Parker, DB (Sept. 19)
- Ronnie Hillman, RB (Oct. 17)
- Ronnie Hillman, RB (Oct. 31)
- Nat Berhe, DB (Nov. 14)
- Ronnie Hillman, RB (Dec. 5)
- Brian Stahovich, P (Dec. 5)
- 12 Nat Berhe, DB (Sept. 10)
- Ryan Katz, QB (Oct. 8)
- Jake Fely, LB (Oct. 15)
- Chance Marden, PK (Oct. 22)
- Jake Fely, LB (Oct. 29)
- Colin Lockett, KR (Nov. 5)
- Adam Muema, RB (Nov. 26)
- 13 Joel Alesi, P (Oct. 7)
- J.J. Whittaker, DB (Nov. 25)
- Tim Vizzi, PR (Nov. 25)
- 14 Joel Alesi, P (Sept. 29)
- Donnel Pumphrey, RB (Sept. 29)
- Donnel Pumphrey, RB (Oct. 13)
- Calvin Munson, LB (Nov. 24)
- 15 Calvin Munson, LB (Sept. 7)
- Rashaad Penny, KR (Sept. 28)
- Donnel Pumphrey, RB (Oct. 12)
- Donnel Pumphrey, RB (Nov. 2)
- Damontae Kazee, DB (Nov. 2)
- Donny Hageman, PK (Nov. 2)
- 16 Malik Smith, DB (Nov. 30)
- Donnel Pumphrey, RB (Sept. 12)
- Rashaad Penny, KR (Sept. 12)
- Donnel Pumphrey, RB (Sept. 19)
- Tanner Blain, P (Sept. 19)
- John Baron II, PK (Oct. 31)
- 17 Rashaad Penny, RB (Sept. 4)
- Rashaad Penny, RB (Sept. 11)

Conference Honors



2023 SAN DIEGO STATE RECORD BOOK

	Noble Hall, DL (Sept. 11)	Defensive
	Rashaad Penny, KR (Sept. 11)	Special Teams
	Rashaad Penny, RB (Sept. 18)	Offensive
	Kameron Kelly, DB (Sept. 18)	Defensive
	Rashaad Penny, RB (Sept. 25)	Offensive
	Juwan Washington, KR (Oct. 2)	Special Teams
	Rashaad Penny, RB (Nov. 6)	Offensive
	Rashaad Penny, KR (Nov. 20)	Special Teams
	Tariq Thompson, DB (Nov. 27)	Defensive
18	John Baron II, PK (Sept. 17)	Special Teams
	Darren Hall, DB (Sept. 24)	Defensive
	John Baron II, PK (Sept. 24)	Special Teams
	Darren Hall, DB (Oct. 8)	Defensive
	John Baron II, PK (Oct. 8)	Special Teams
	Kyahva Tezino, LB (Oct. 15)	Defensive
	Kaelin Himphill, LB (Oct. 15)	Special Teams
	John Baron II, PK (Oct. 22)	Special Teams
	Kyahva Tezino, LB (Nov. 5)	Defensive
	John Baron II, PK (Nov. 5)	Special Teams
19	Kyahva Tezino, LB (Sept. 9)	Defensive
	Matt Araiza, PK (Sept. 9)	Special Teams
	Luq Barcoo, DB (Oct. 7)	Defensive
	Brandon Heicklen, P (Oct. 21)	Special Teams
	Brandon Heicklen, P (Nov. 25)	Special Teams
	Brandon Heicklen, P (Dec. 2)	Special Teams
20	Caden McDonald, LB (Oct. 26)	Defensive
	Jordan Byrd, KR (Dec. 7)	Special Teams
21	Kaegun Williams, RB (Sept. 13)	Special Teams
	Matt Araiza, P/K (Sept. 27)	Special Teams
	Noah Avinger, DB (Sept. 27)	Freshman
	Matt Araiza, P/K (Oct. 18)	Special Teams
	Matt Araiza, P/K (Oct. 25)	Special Teams
	Cameron Thomas, DL (Nov. 15)	Defensive
	Matt Araiza, P/K (Nov. 15)	Special Teams
	Patrick McMorris, DB (Nov. 29)	Defensive
22	Jack Browning, P/K (Sept. 26)	Special Teams
	Michael Shawcroft, LB (Oct. 24)	Defensive
	Dallas Branch, DB (Nov. 7)	Defensive
	Jalen Mayden, QB (Nov. 14)	Offensive
	Jack Brownign, P/K (Nov. 21)	Special Teams

	Tyler Morris, LB	1st
	Ron Smith, DB	2nd
	David Wells, TE	2nd
18	Daniel Bellinger, TE	1st
	Josh Bringuel, DL	1st
	Brandon Heicklen, P	2nd
	Elijah Kothe, WR	1st
	Ron Smith, DB	3rd
19	Matt Araiza, K	1st
	Daniel Bellinger, TE	2nd
	Jacob Capra, OL	1st
	Brandon Heicklen, P	3rd
	Parker Houston, TE	1st
	Jacob Jimenez, OL	1st
	Elijah Kothe, WR	2nd
	Isaac Lessard, FB	1st
20	Matt Araiza, K	2nd
	Daniel Bellinger, TE	3rd
	Baylor Horning, QB	1st
	Lucas Johnson, QB	1st
	Elijah Kothe, WR	3rd
	Tanner Kuljian, P	1st
	Thomas Mirabella, OL	1st
	Connor Mitchell, DL	1st
	Segun Olubi, LB	1st
	Jay Rudolph, TE	1st
	Mekhi Shaw, DB	1st
	Michael Shawcroft, LB	1st
21	Chance Bell, RB	1st
	Tyson Chavez, LS	1st
	Elijah Kothe, WR	4th
	Jay Rudolph, TE	2nd
	Mekhi Shaw, WR	2nd
	Michael Shawcroft, LB	2nd
22	Cedarious Barfield, S	1st
	Chance Bell, RB	2nd
	Tyson Chavez, LS	2nd
	Jayden Kendricks, LB	1st
	Caden McDonald, LB	1st
	Cooper McDonald, LB	1st
	Kristien Reyes, S	1st
	Jay Rudolph, TE	3rd
	Michael Shawcroft, LB	3rd
	Justus Tavai, DT	1st
	Tiger Yu, OL	1st

	Matthew Callahan, OL	2nd
	James Finkle, DB	2nd
	Patrick Justman, OL	2nd
06	Russell Allen, LB	2nd
	Matthew Callahan, OL	3rd
	Tyler Campbell, RB	1st
	Tony DeMartinis, DL	1st
	Scotty James, DB	1st
	Patrick Justman, OL	3rd
	Matthew Kawulok, TE	1st
	Joe Martin, LB	1st
	Nick Sandford, DB	1st
07	Russell Allen, LB	3rd
	Tony DeMartinis, DL	2nd
	Scotty James, DB	2nd
	Matthew Kawulok, TE	2nd
	Nick Sandford, DB	2nd
	Michael Stewart, DB	1st
08	Russell Allen, LB	4th
	Aaron Brewer, LS	1st
	Miles Burris, LB	1st
	Tyler Campbell, RB	2nd
	Matthew Kawulok, TE	3rd
	Darren Mougey, WR	1st
09	Aaron Brewer, LS	2nd
	Miles Burris, LB	2nd
	Doug Deakin, WR	1st
	Hunter Hewitt, TE	1st
	Matthew Kawulok, TE	4th
	Logan Ketchum, LB	1st
	Leon McFadden, DB	1st
	D.J. Shields, TE	1st
	Jonathan Soto, DL	1st
	Jacob Tauanuu, DL	1st
	Jon Toledo, WR	1st
10	Aaron Brewer, LS	3rd
	Miles Burris, LB	3rd
	Doug Deakin, WR	2nd
	Dylan Denso, WR	1st
	Larry Gibbs, DL	1st
	Alex Johnson, OL	1st
	Logan Ketchum, LB	2nd
	Ernie Lawson, DL	1st
	Leon McFadden, DB	2nd
	Bryce Quigley, TE	1st
	D.J. Shields, TE	2nd
	Colin Shumate, LB	1st
	Rene Siluano, DB	1st
	Jordan Thomas, DL	1st
11	Aaron Brewer, LS	4th
	Miles Burris, LB	4th
	Larry Gibbs, DL	2nd
	Logan Ketchum, LB	3rd
	Osmond Nicholas, WR	1st
	Bryce Quigley, TE	2nd
	Adam Roberts, TE	1st
	D.J. Shields, TE	3rd
	Alston Umuolo, TE	1st
	Chad Young, FB	1st
12	Dylan Denso, WR	2nd
	Japheth Gordon, OL	1st
	Ryan Katz, QB	1st
	Daniel Kottman, DL	1st
	Derek Largent, LB	1st
	Chance Marden, PK	1st
	Jeff Overbaugh, LS	1st
	Bryce Quigley, TE	1st
	Adam Roberts, TE	1st
	Pierre Romain, DB	1st
	Dominique Sandifer, WR	1st
	D.J. Shields, TE	4th
	Tim Vizzi, WR	1st
	Chad Young, FB	1st
13	Joel Alesi, P	1st
	Jake Bernards, QB	1st
	Dylan Denso, WR	3rd
	Quinn Kaehler, QB	1st
	Derek Largent, LB	2nd

PD - Pacific Division

SCHOLAR-ATHLETE AWARD

Cumulative grade point average of 3.5 or better
73 times by 43 players

Yr.	Player, Position	No. Selections
Mountain West (1999-)		
00	Lon Sheriff, QB	1st
	Brian Simnjanovski, PK	1st
05	Patrick Justman, OL	1st
06	Patrick Justman, OL	2nd
09	D.J. Shields, TE	1st
10	Logan Ketchum, LB	1st
	Bryce Quigley, TE	1st
	D.J. Shields, TE	2nd
11	Logan Ketchum, LB	2nd
	Bryce Quigley, TE	2nd
	D.J. Shields, TE	3rd
12	Jeff Overbaugh, LS	1st
	Bryce Quigley, TE	3rd
	Dominique Sandifer, WR	1st
	D.J. Shields, TE	4th
13	Jake Bernards, QB	1st
	Jeff Overbaugh, LS	2nd
	Bryce Quigley, OL	4th
	Chad Young, FB	1st
14	Jeff Overbaugh, LS	3rd
	Paul Pitts, WR	1st
	J.J. Whittaker, DB	1st
15	Jeff Overbaugh, LS	4th
	Paul Pitts, WR	2nd
16	Kendrick Mathis, WR	1st
	Ron Smith, DB	1st
	David Wells, TE	1st
17	Brandon Heicklen, P	1st

ACADEMIC ALL-LEAGUE

Cumulative grade point average of 3.0 or better
255 times by 148 players

Yr.	Player, Position	No. Selections
Mountain West (1999-)		
99	Jim Ange, TE	1st
	Brian Berg, LB	1st
	Mac Cleary, LB	1st
	Brad Elmore, OL	1st
	Sheldon Pope, DB	1st
	Brian Russell, DB	1st
00	Brian Berg, LB	2nd
	Mac Cleary, LB	2nd
	Brendan Darby, OL	1st
	Shane Johnson, DB	1st
	Garret Pavelko, DB	1st
	Brian Russell, DB	2nd
	Lon Sheriff, QB	1st
	Brian Simnjanovski, PK	1st
	J.R. Tolver, WR	1st
01	Lon Sheriff, QB	2nd
	Brian Simnjanovski, PK	2nd
02	David Gorman, TE	1st
	Kurt Kahui, DL	1st
	Kassim Osgood, WR	1st
	Brian Simnjanovski, PK	3rd
04	Matthew Callahan, OL	1st
	James Finkle, DB	1st
	Patrick Justman, OL	1st
05	Russell Allen, LB	1st

Conference Honors



2023 SAN DIEGO STATE RECORD BOOK

	Jeff Overbaugh, LS	2nd	20	Andrew Alves, TE	2nd
	Terry Poole, OL	1st		Matt Araiza, K	2nd
	Brandon Porter, DB	1st		Daniel Bellinger, TE	3rd
	Bryce Quigley, OL	4th		Dominic Benson, WR	1st
	Adam Roberts, TE	3rd		Jordon Brookshire, QB	1st
	Pierre Romain, DB	2nd		Jacob Capra, OL	2nd
	Stan Sedberry, DB	1st		Joey Capra, OL	1st
	Tim Vizzi, WR	2nd		David Delgado, K	1st
	Chad Young, FB	3rd		Marshall Eucker, QB	1st
14	Joel Alesi, P	1st		Ronald Gilliam, WR	1st
	Daniel Brunskill, TE	1st		Nolan Givan, TE	1st
	Hunter Christensen, LS	1st		Aaron Greene, TE	1st
	Josh Gavert, LB	1st		Darren Hall, CB	3rd
	Quinn Kaehler, QB	2nd		Baylor Horning, QB	1st
	Lloyd Mills, WR	1st		Brody Hughes, S	1st
	Jeff Overbaugh, LS	3rd		Lucas Johnson, QB	1st
	Terry Poole, OL	2nd		Elijah Kothe, WR	3rd
	Adam Roberts, FB	4th		Tanner Kuljian, P	1st
	Pierre Romain, DB	3rd		Darrell Masaniai, LB	1st
	David Wells, TE	1st		Connor McBride, TE	1st
	J.J. Whittaker, DB	1st		Caden McDonald, LB	3rd
15	Daniel Brunskill, TE	2nd		Isaiah McElvane, DB	1st
	Luke Bussey, DB	1st		Thomas Mirabella, OL	1st
	Christian Cumberlander, WR	1st		Connor Mitchell, DL	1st
	Arthur Flores, OL	1st		Segun Olubi, LB	1st
	Lloyd Mills, WR	2nd		Charlie Rogers, TE	1st
	Jeff Overbaugh, LS	4th		Jay Rudolph, TE	1st
	Paul Pitts III, WR	1st		Mark Salazar, QB	1st
	Pierre Romain, DB	4th		Mekhi Shaw, DB	1st
	Maxwell Smith, QB	1st		Michael Shawcroft, LB	2nd
	David Wells, TE	2nd		Cameron Thomas, DL	1st
	J.J. Whittaker, DB	2nd		Kyle Trombley, OL	1st
16	Daniel Brunskill, OL	3rd		Sam Whipple, LB	1st
	Troy Cassidy, LB	1st		Alex Wilson, TE	1st
	Arthur Flores, OL	2nd		Joey Wright, OL	1st
	Parker Houston, TE	1st	21	Brady Anderson, LB	1st
	Kyle Kelley, DL	1st		Matt Araiza, P/K	3rd
	Isaac Lessard, FB	1st		Chance Bell, RB	1st
	Kendrick Mathis, WR	1st		Daniel Bellinger, TE	4th
	Ron Smith, DB	1st		Jordon Brookshire, QB	2nd
	Sam Tai, DL	1st		Joey Capra, OL	2nd
	David Wells, TE	3rd		Darius De Los Reyes, K/P	1st
17	John Carroll, FB	1st		Aaron Greene, TE	2nd
	Troy Cassidy, LB	2nd		Lucas Johnson, QB	2nd
	Dominic Gudino, OL	1st		Elijah Kothe, WR	4th
	Brandon Heicklen, P	1st		Seyddrick Lakalaka, LB	1st
	Parker Houston, TE	2nd		Caden McDonald, LB	4th
	Isaac Lessard, FB	2nd		Segun Olubi, LB	2nd
	Trey Lomax, DB	1st		Jacob Raab, LS	1st
	Anthony Luke, DL	1st		Jay Rudolph, TE	2nd
	Tyler Morris, LB	1st		Tyrell Shavers, WR	1st
	Ron Smith, DB	2nd		Mekhi Shaw, WR	2nd
	David Wells, TE	4th		Michael Shawcroft, LB	3rd
18	Daniel Bellinger, TE	1st		Cameron Thomas, DL	2nd
	Troy Cassidy, LB	3rd		Ryan Wintermeyer, LS	1st
	Marc Ellis, S	1st	22	Noah Avinger, DB	1st
	Darren Hall, DB	1st		Cedarious Barfield, DB	1st
	Brandon Heicklen, P	2nd		Chance Bell, RB	2nd
	Parker Houston, TE	3rd		Jack Browning, P/K	1st
	Elijah Kothe, WR	1st		Kenan Christon, RB	1st
	Isaac Lessard, FB	3rd		Chris Johnson, DB	1st
	Anthony Luke, DL	2nd		Christian Jones, OL	1st
	Caden McDonald, LB	1st		Caden McDonald, LB	5th
	Kobe Smith, WR	1st		Cooper McDonald, LB	1st
	Ron Smith, DB	3rd		Thomas Mirabella, OL	1st
19	Andrew Alves, FB	1st		Mark Redman, TE	1st
	Matt Araiza, PK	1st		Kristien Reyes, S	1st
	Daniel Bellinger, TE	2nd		Jay Rudolph, TE	3rd
	Jacob Capra, OL	1st		Tyrell Shavers, WR	2nd
	Troy Cassidy, LB	4th		Mekhi Shaw, WR	3rd
	Darren Hall, DB	2nd		Michael Shawcroft, LB	4th
	Brandon Heicklen, P	3rd		Justus Tavai, DL	1st
	Parker Houston, TE	4th		Ryan Wintermeyer, LS	2nd
	Elijah Kothe, WR	2nd			
	Isaac Lessard, FB	4th			
	Caden McDonald, LB	2nd			
	Michael Shawcroft, LB	1st			
	Grady Vazquez, FB	1st			

Team Awards



2023 SAN DIEGO STATE RECORD BOOK

JOHN SIMCOX MEMORIAL TROPHY

The Simcox Trophy has been presented annually since 1962 by former Aztec Leon W. Parma ('51) to the team MVP.

Yr.	Player
CCAA (1939-67)	
1962	Kern Carson, RB
1963	Mario Mendez, RB
1964	Gary Garrison, WR
1965	Gary Garrison, WR
1966	Don Horn, QB
1967	Haven Moses, WR
1968	Tom Nettles, WR
PCAA (1969-75)	
1969	Dennis Shaw, QB
1970	Tim Delaney, TE
1971	Tom Reynolds, WR
1972	Isaac Curtis, WR
1973	Jesse Freitas, QB
1974	Dwight McDonald, WR
1975	Craig Penrose, QB
1976	Travis Hitt, LB
1977	David Turner, RB
WAC (1978-98)	
1978	Phil DuBois, RB
1979	Tony Allen, RB
1980	Kevin Mitchell, LB
1981	Matt Kofler, QB
1982	Darius Durham, WR
1983	Jim Sandusky, WR
1984	Tory Nixon, DB
1985	Webster Slaughter, WR
1986	Todd Santos, QB
1987	Todd Santos, QB
1988	Monty Gilbreath, WR
	Paul Hewitt, RB
1989	John Wesselman, DB
1990	Dan McGwire, QB
1991	David Lowery, QB
1992	Marshall Faulk, RB
1993	Marshall Faulk, RB
1994	Wayne Pittman, RB
1995	George Jones, RB
1996	Billy Blanton, QB
1997	Kyle Turley, OL
1998	Damon Gourdine, WR
MW (1999-)	
1999	Rico Curtis, DB
2000	Jomar Butler, LB
2001	Larry Ned, RB
2002	J.R. Tolver, WR
2003	Kirk Morrison, LB
2004	Kirk Morrison, LB
2005	Freddy Keiaho, LB
2006	Joe Martin, LB
2007	Kevin O'Connell, QB
2008	Russell Allen, LB
2009	Jerry Milling, LB
2010	Vincent Brown, WR
2011	Ronnie Hillman, RB
2012	Leon McFadden, DB
2013	Nat Berhe, DB
2014	Donnel Pumphrey, RB
2015	Donnel Pumphrey, RB
2016	Donnel Pumphrey, RB
2017	Rashaad Penny, RB

2018	Kyahva Tezino, LB
2019	Kyahva Tezino, LB
2020	Did not award
2021	Did not award
2022	Jalen Mayden, QB/S

BYRON H. CHASE MEMORIAL TROPHY

Originally presented to the outstanding offensive and defensive linemen in memory of Byron H. Chase '50. From 1994 to 2001, the award was expanded to include six positions. Currently, the award is presented to the outstanding offensive and defensive players.

Yr.	Player, Position
CCAA (1939-67)	
1952	Bill Vincent
1953	Frank Acosta
	Ed Johns
1954	Ed Johns
1955	Jay Gutowski
1956	Jay Gutowski
1957	Braxton Pinkins
1958	Dennis Magee
1959	Leroy Dotson
1960	Bob Moss
1961	David Lay
1962	David Lay
1963	John Farris
1964	John Farris
1965	Ralph Wenzel
1966	Leo Carroll
1967	Steve Duich
1968	Larry Findley, off.
	Fred Dryer, def.
PCAA (1969-75)	
1969	Bill Pierson, off.
	Bill Van Leeuwen, def.
1970	Henry Allison, off.
	Leon Van Gorkum, def.
1971	Steve Henson, off.
	Ty Youngs, def.
1972	Chris Miller, off.
	Randy Bixler, def.
1973	Claudie Minor, off.
	Rich Ash, def.
1974	Tony Bachmann, off.
	Bobby Henderson, def.
1975	Charlie Wortiska, off.
	Reggie Lewis, def.
1976	Ed Imo, def.
	Mike Solari, off.
	Dave Johnston, off.
1977	Scott Bradley, off.
	Ed Imo, def.
WAC (1978-98)	
1978	Pete Inge, off.
	Kent Perkov, def.
1979	Pete Inge, off.
	Randy Mastin, def.
1980	Ulma Afoa, off.
	Jim Wilks, def.
1981	Matt Long, off.
	Mike Vance, def.
1982	Greg Foster, off.
	Doug Reed, def.

1983	Matt Long, off.
	Jeff Miller, def.
1984	Rich Moran, off.
	Mike Stevens, def.
1985	Doug Aronson, off.
	Todd Richards, def.
1986	Doug Aronson, off.
	Levi Esene, def.
1987	Dave DesRochers, off.
	Brett Faryniarz, def.
1988	Kevin Wells, off.
	Brad Burton, def.
1989	Roman Fortin, off.
	Milt Wilson, def.
1990	Nick Subis, off.
	Pio Sagapolutele, def.
1991	Kevin Macon, off.
	Eric Duncan, def.
1992	Tony Nichols, off.
	Jamal Duff, def.
	La'Roi Glover, def.
1993	Carlson Leomiti, off.
	La'Roi Glover, def.
1994	Chris Finch, OG
	La'Roi Glover, DL
	Wayne Pittman, RB
	Curtis Shearer, WR
	Scott Blade, LB
	Ricky Parker, DB
1995	Chris Finch, OG
	La'Roi Glover, DT
	George Jones, RB
	Will Blackwell, WR
	Craigus Thompson, LB
	Ricky Parker, DB
1996	Kyle Turley, OT
	Adrian Ioja, DE
	George Jones, RB
	Will Blackwell, WR
	Craigus Thompson, LB
	Jason Moore, DB
1997	Kyle Turley, OT
	Jonas Lewis, RB
	Az Hakim, WR
	Kabeer Gbaja-Biamila, DE
	Rico Curtis, SS
	Andy Osborne, LB
1998	Mike Malano, C
	Jonas Lewis, RB
	Damon Gourdine, WR
	Kabeer Gbaja-Biamila, DE
	Joseph Tuipala, LB
	Rico Curtis, FS

MW (1999-)	
1999	Mike Malano, C
	Larry Ned, RB
	Damon Gourdine, WR
	Kabeer Gbaja-Biamila, DE
	Jerome Haywood, DT
	Joey Mayo, LB
	Rico Curtis, DB
2000	David Moreno, OL
	Jerome Haywood, DT
	James Truvillion, RB
	J.R. Tolver, WR
	Jomar Butler, LB
	Ricky Sharpe, DB
2001	Chester Pitts, OL

	Jerome Haywood, DL
	Larry Ned, RB
	J.R. Tolver, WR
	Jomar Butler, LB
	Will Demps, DB
2002	Johnathan Ingram, C
2003	Lynell Hamilton, RB
	Matt McCoy, LB
2004	Jeff Webb, WR
	Heath Farwell, LB
2005	Jeff Webb, WR
	Kurt Kahui, DL
2006	Atiyyah Henderson, RB
	Brett Sturm, S
2007	Kevin O'Connell, QB
	Ray Bass, S
2008	Ryan Lindley, QB
	Corey Boudreaux, S
2009	Ryan Lindley, QB
	DeMarco Sampson, WR
	Jerry Milling, LB
	Luke Laolagi, LB
2010	Ryan Lindley, QB
	DeMarco Sampson, WR
	Ernie Lawson, DL
	Miles Burris, LB
2011	Ryan Lindley, QB
	Miles Burris, LB
2012	Adam Muema, RB
	Jake Fely, LB
2013	Quinn Kaehler, QB
	Ezell Ruffin, WR
	Nat Berhe, DB
2014	Donnel Pumphrey, RB
	Calvin Munson, LB
2015	Donnel Pumphrey, RB
	Damontae Kazee, DB
	Calvin Munson, LB
2016	Donnel Pumphrey, RB
	Damontae Kazee, DB
2017	Rashaad Penny, RB
	Kameron Kelly, DB
2018	Ryan Agnew, QB
	Kyahva Tezino, LB
2019	Jesse Matthews, WR
	Kyahva Tezino, LB
2020	Did not award
2021	Did now award
2022	Jalen Mayden, QB
	Jonah Tavai, DL

DR. R. HARDY/ C.E. PETERSON MEMORIAL TROPHY

Presented annually to honor team captains. Perpetual trophy donated by Ken Johnson, 1928.

Yr.	Player, Position
CCAA (1939-67)	
1966	Don Horn, off.
	John Wittler, def.
1967	Haven Moses, off.
	Cliff Hancock, def.
1968	Dennis Shaw, off.
	Mike Meagher, def.
PCAA (1969-75)	

Team Awards



2023 SAN DIEGO STATE RECORD BOOK

1969	Dennis Shaw, off. Tim Burnett, def.
1970	Tim Delaney, off. Leon Van Gorkum, def.
1971	Brian Sipe, off. Willie Buchanon, def.
1972	Bill Donckers, off. Bill Ferguson, def.
1973	Jesse Freitas, off. Joe Amaral, def.
1974	Bill Kramer, off. Bobby Henderson, def.
1975	Monty Reed, off. Ed Kertel, def.
1976	Tom Craft, off. Travis Hitt, def.
1977	Joe Davis, off. Whip Walton, def.
WAC (1978-98)	
1978	Don Warren, off. Steve Jorde, def.
1979	Pete Inge, off.
1980	Ulima Afoa, off. Rick Carusa, def.
1981	Matt Kofler, off. Vernon Dean, def.
1982	Matt Long, off. Mike Fox, def.
1983	Matt Long, off. Thomas Carter, def.
1984	Rich Moran, off. Herb Brohn, def.
1985	Casey Brown, off. Dan Knight, off. Mike Stevens, def. LeRoy Wardell, def.
1986	Levi Esene, def. Doug Aronson, def. Corey Gilmore, off.
1987	Todd Santos, off. Brett Faryniarz, def. Reggie Blaylock, off. Clarence Nunn, def.
1988	Alfred Jackson, off. Kevin Wells, off. Mario Mitchell, def.
1989	Monty Gilbreath, off. John Wesselman, def. Keith Owens, spec. teams
1990	Dan McGwire, off. Lou Foster, def. Andy Trakas, spec. teams
1991	Jim Jennings, off. Lou Foster, def. Zac Stokes, spec. teams
1992	David Lowery, off. Tracey Mao, def. Andy Trakas, spec. teams
1993	Carlson Leomiti, off. Darrell Lewis, def.
1994	Wayne Pittman, off. Chris Finch, off. Scott Blade, def. La'Roi Glover, def.
1995	Chris Finch, off. La'Roi Glover, def. Ricky Parker, def.
1996	Billy Blanton, off.

1997	Kyle Turley, off. Andy Osborne, def. Julius McChristian, def.
1998	Brian Russell, off. Joe Jackson, def. Joseph Tuipala, def. Mike Duran, spec. teams Mac Cleary, spec. teams
MW (1999-)	
1999	Mike Malano, off. Larry Ned, off. Rico Curtis, def. Scottie Nicholson, def. Sheldon Pope, spec. teams
2000	Lon Sheriff, off. J.R. Tolver, off. Brian Russell, def. Jerome Haywood, def. Ricky Sharpe, spec. teams
2001	Larry Ned, off. Jerome Haywood, def. Will Demps, def. Josh Dean, spec. teams
2002	J.R. Tolver, off. Akbar Gbaja-Biamila, def.
2003	Adam Hall, off. Jeff Shoate, def.
2004	Kevin O'Connell, off. Kirk Morrison, def. Stephen Larsen, spec. teams
2005	Kevin O'Connell, off. Freddy Keiaho, def.
2006	Kevin O'Connell, off. Lynell Hamilton, off. Reggie Grigsby, def. Joe Martin, def.
2007	Kevin O'Connell, off. Mike Kravetz, off. Chaz Schilens, off. Russell Allen, def. Ray Bass, def. Nick Osborn, def.
2008	Darren Moughey, off. Mike Schmidt, off. Corey Boudreaux, def. Russell Allen, def. Siaosis Fifita, def.
2009	Tony DeMartinis, off. Jerry Milling, def.
2010	Doug Deakin, off. Ernie Lawson, def. Andrew Preston, def.
2011	Ryan Lindley, off. J.J. Autele, def. Miles Burris, def.
2012	Walter Kazee, off. Dominique Sandifer, off. Leon McFadden, def.
2013	Colin Lockett, off. Bryce Quigley, off. Nat Berhe, def.
2014	Terry Poole, off. Ezell Ruffin, off. Sam Meredith, def. J.J. Whittaker, def.

2015	Dakota Gordon, off. Pearce Slater, off. Jake Fely, def. J.J. Whittaker, def.
2016	Donnel Pumpfrey, off. Nico Siragusa, off. Alex Barrett, def. Damontae Kazee, def. Calvin Munson, def.
2017	Rashaad Penny, off. Antonio Rosales, off. Kameron Kelly, def. Trey Lomax, def.
2018	John Baron II, spec. teams Christian Chapman, off. Ronley Lakalaka, def. Kyahva Tezino, def.

PRESIDENT'S AWARD

Presented to the player who has achieved the highest standards of athletic and academic excellence.

Yr.	Player, Class
WAC (1978-98)	
1986	Chris Kilby
1987	Chuck Nixon
1988	Roman Fortin
1989	Brad Burton
1990	Derek Sang
1991	Damon Pieri
1992	Darrell Lewis Damon Pieri
1993	Peter Holt
1994	Ray Peterson
1995	Daryl Hawkins
1996	Peter Holt
1997	Miles Fates
1998	Scott Auerbach

Yr.	Player, Class
MW (1999-)	
1999	Sheldon Pope
2000	Brian Russell
2001	Lon Sheriff Sikot Uipi, most imp.
2002	Brook Miller, most imp. Lon Sheriff
2003	James Finkle, So. Adam Gray-Hayward, Jr. Reggie Grigsby, most imp. Adam Hall, Sr. Kwan Howard, R-Fr. Patrick Justman, Fr.
2004	Matt Callahan, Fr. Derrick Durbin, most imp. Patrick Justman, So. Kirk Morrison, Sr. Shane Russell, Jr. Matt Callahan, So. Kwan Howard, most imp. Patrick Justman, Jr. Adam Miller, Sr.
2005	Josh Ulibarri, Fr. Matt Callahan, Jr. Scotty James, Jr. Patrick Justman, Sr.
2006	Mike Kravetz, most imp. Nick Sandford, Fr. Josh Ulibarri, So.

2007	Ted Edwards, Sr. Matthew Kawulok, So. Chaz Schilens, most imp. Michael Stewart, Jr. B.J. Williams, Fr.
2008	Russell Allen, Sr. Miles Burris, Fr. Doug Deakin, So. Bryan Finkel, Jr. Matthew Kawulok, Sr.
2009	Logan Ketchum, Jr.
2010	Miles Burris, Sr.
2011	D.J. Shields, Sr.
2012	Bryce Quigley, Jr.
2013	Jeff Overbaugh, Jr.
2014	Pierre Romain, Sr.
2015	Daniel Brunskill, Sr.
2016	Arthur Flores, Sr. David Wells, Sr.
2017	Mark Ellis, Sr.
2018	Ron Smith, Jr.
2019	Brandon Heicklen, Sr. Parker Houston, Sr.
2020	Did not award
2021	Did not award
2022	Michael Shawcroft, LB

MOST INSPIRATIONAL PLAYER

Yr.	Player
PCAA (1969-75)	
1961	David Stenson
1962	Warren Simmons
1963	Joe Gibbs
1964	John Goddon
1965	Ken Madison
1966	Jon Wittler
1967	Cliff Hancock
1968	Mike Meagher
1969	Tim Delaney
1970	Tim Delaney Terry Mendenhall
1971	Ty Youngs
1972	Bill Ferguson
1973	Darold Nogle
1974	Rance Olison
1975	Bob Johnson
1976	Herman Edwards
1977	Ed Imo
WAC (1978-98)	
1978	Dave Katzenmeyer
1979	Terrell Ward
1980	Kevin Mitchell
1981	Jerome Franey
1982	Alan Dale
1983	Thomas Carter
1984	Mike Waters
1985	Jack Eaton
1986	Mike Ariey
1987	Reggie Blaylock
1988	Monty Gilbreath
1989	Joe Santos
1990	Lou Foster
1991	Lou Foster
1992	Tracey Mao
1993	Wayne Pittman
1994	Ray Peterson

Team Awards



2023 SAN DIEGO STATE RECORD BOOK

1995	Ricky Parker
1996	Craigus Thompson
1997	Julius McChristian
1998	Joe Jackson
	Scottie Nicholson
MW (1999-)	
1999	Scottie Nicholson
2000	Jerome Haywood
2001	Jerome Haywood
2002	Johnathan Ingram
2003	Jeff Shoate
2004	Robert Ortiz
	Marviel Underwood
2005	Kurt Kahui
2006	Robert Miller
2007	Ernie Lawson
2008	Eric Miclot
2009	Davion Mauldin
2010	Doug Deakin
2011	J.J. Autele
2012	Walter Kazee
2013	Chad Young
2014	Jake Fely
2015	Jake Fely
	J.J. Whittaker
2016	Calvin Munson
2017	Antonio Rosales
2018	John Baron II
	Ronley Lakalaka
2019	Isaac Lessard
	Kyahva Tezino
2020	Did not award
2021	Did not award
2022	Mekhi Shaw

PREP PLAYER AWARD

Awarded by the Mesa Distributing Co., Inc., to the top scout-team players.

Yr.	Player, Position
WAC (1978-98)	
1982	Mark Grey, off.
	James Johnson, def.
1983	Dan Knight, off.
	Todd Richards, def.
1984	Maurice Sowell, off.
	Stuart Busbee, def.
1985	Ron Hawkins, off.
	Dave DesRochers, def.
1986	John Moomaw, off.
	Brett Branco, def.
1987	Jim Miele, off.
	Frank Pulice, def.
1988	Larry Maxey, off.
	Eric Nelson, def.
1989	Bob Shults, off.
	George Glaze, def.
	Chris Rodahoffer, def.
1990	Beveren Means, off.
	Tyrone Morrison, def.
1991	Ray Peterson, off.
	Shawn Smith, def.
1992	Marlon Manassa, off.
	Michael Driver, def.
1993	Will Blackwell, off.
	Avo Avetisyan, def.
1994	Tyrone Evans, off.
	Joseph Tuipala, def.
1995	Andrew Kline, off.

1996	Kabeer Gbaja-Biamila, def.
	Lamont Webb, off.
	M.J. Rzeznik, def.
1997	Mac Cleary, def.
	Greg Morena, off.
	Akbar Gbaja-Biamila, def.
1998	Daniel Gourdine, off.
	M.J. Rzeznik, def.
MW (1999-)	
1999	Jon Geisler, off.
	DeAngelo Nedd, def.
	Beau Trickey, def.
2000	Adam Hall, off.
	Kirk Morrison, def.
	Jason Perry, def.
2001	Jasper Harvey, off.
	Robert Ortiz, off.
	Heath Farwell, def.
2002	Joe Martin, def.
	Brett Sturm, off.
	Jason Van, off.
2003	Darron Howard, off.
	Chaz Schilens, off.
	Antwan Applewhite, def.
2004	Darren Mougey, off.
	Emil Metroka, def.
2005	Tyler Campbell, off.
	Avery Williams, def.
2006	Davon Brown, off.
	Andrew Preston, def.
2007	John Rivera, off.
	DeMarco Sampson, off.
	Miles Burris, def.
2008	Josh Ulibarri, off.
	Demetrius Barksdale, def.
2009	Robert Gregorio, off.
	Eron Moses, def.
	Jacob Driver, spec. teams
2010	Adam Dingwell, off.
	Everett Beed, def.
	Jacob Driver, spec. teams
2011	Chase Price, off.
	Chris Gordert, def.
2012	Daniel Brunskill, off.
	Kendrick Mathis, off.
	Lloyd Mills, off.
	Kevin Campano, def.
	Kenny Galea'i, def.
	Nick Rudolph, spec. teams
2013	Kene Anigbogdu, off.
	Chase Favreau, off.
	D.J. Hunter, def.
	Fred Melifonwu, def.
	Kalan Montgomery, spec. teams
2014	Kevin Campano, off.
	Andrew Schuurs, off.
	Joe Salcedo, def.
	Noble Hall, def.
2015	Ryan Agnew, off.
	Kyahva Tezino, def.
	Jeff Clay, special teams
2016	Elijah Preston, off.
	Dru Mathis, def.
	Brandon Fitzpatrick, spec. teams
2017	Brandon Fitzpatrick, off.
	Mark Brown, def.
	Micah Wierenga, spec. teams
2018	Kashan Griffin, off.

	Jesse Matthews, off.
	Josh Bornes, def.
	Andrew Alves, spec. teams
2019	Brandon Crenshaw-Dickson, off.
	Nassir Sims, def.
	Garret Fountain, spec. teams
2020	Did not award
2021	Did not award
2022	DJ Ralph, off.
	DJ Herman, def.
	Trey White, spec. teams

MOST VALUABLE SPECIAL TEAMS PLAYER

Perpetual trophy donated by Richard L. Wagner.

Yr.	Player
PCAA (1969-75)	
1976	Terry Donovan
1977	Lew Chumich
WAC (1978-98)	
1978	Steve Duncan
1979	Al Fanchin
1980	Al Fanchin
	Mike Jezulin
1981	Mike Jezulin
1982	Steve Bullington
	Marco Morales
1983	Tracy Thompson
1984	Tracy Thompson
1985	Chris O'Brien
1986	Monty Gilbreath
1987	Wayne Ross
1988	John Wesselman
1989	John Wesselman
1990	Andy Trakas
1991	Zac Stokes
1992	Andy Trakas
1993	Curt Collins
1994	Ken Overby
1995	Freddie Edwards
1996	Freddie Edwards
	Noel Prefontaine
1997	Rico Curtis
1998	Mac Cleary
	Mike Duran
MW (1999-)	
1999	James Truvillion
2000	Garret Pavelko
2001	Brian Simnjanovski
2002	Brian Simnjanovski
2003	J.C. Mejia
2004	Kyle Conerly
2005	Michael Hughes
2006	Tyler Schmitt
2007	Tyler Schmitt
2008	Tyler Campbell
2010	Brian Stahovich
2011	Chad Young
2012	Scott Graves
2013	Tim Vizzi
2014	Donny Hageman
2015	Rashaad Penny
2016	Rashaad Penny
	Quest Truxton
2017	Israel Cabrera

2018	John Baron II
2019	Brandon Heicklen
2020	Did not award
2021	Did not award
2022	Jack Browning

OUTSTANDING FRESHMAN AWARD

Yr.	Player
MW (1999-)	
2009	Nik Embernate, OL
2010	Ronnie Hillman, RB
2011	Jake Fely, LB
2012	Seamus McMorro, PK/P
2013	Donnel Pumphrey, RB
2014	Trey Lomax, S
2015	Parker Baldwin, S
2016	Parker Houston, TE
	Juwan Washington, RB
2017	Keith Ismael, OL
	Tariq Thompson, S
2018	Jordan Byrd, RB/KR/PR
	Darren Hall, CB
2019	Jesse Matthews, WR
	Cameron Thomas, DL
2020	Did not award
2021	Did not award
2022	Mekhi Shaw, WR
	Chris Johnson, CB

OFFENSIVE LINEMAN OF THE YEAR

Yr.	Player
MW (1999-)	
2011	Tommie Draheim
2012	Nik Embernate
2013	Bryce Quigley
2014	Terry Poole
2015	Pearce Slater
2016	Daniel Brunskill
2017	Tyler Roemer
2018	Keith Ismael
2019	Keith Ismael
2020	Did not award
2021	Did not award
2022	Alama Uluave

DEFENSIVE LINEMAN OF THE YEAR

Yr.	Player
MW (1999-)	
2011	Jerome Long
2012	Sam Meredith
2013	Jordan Thomas
2014	Alex Barrett
2015	Alex Barrett
2016	Alex Barrett
2017	Dakota Turner
2018	Noble Hall
2019	Cameron Thomas
2020	Did not award
2021	Did not award
2022	Jonah Tavai

Team Awards



2023 SAN DIEGO STATE RECORD BOOK

Awards No Longer Presented

MOST IMPROVED PLAYER

Yr. Player, Position

WAC (1978-98)

1983 Richard Brown
1984 Dan Gaston
1985 Vince Warren
1986 Duane Pettitt
1987 Mike Knutson
1988 Samida Tuiaana
1989 Jim Jennings
1990 Kevin Macon
1991 Sebastian Glaze
1992 Mark Roberts
1993 Doug Tom
1994 Billy Blanton
1995 Kyle Turley
1996 Obafemi Ayanbadejo
Jason Moore
1997 Rico Curtis
Jesus Reyes
1998 Rick Austin
Darryl Jones

MW (1999-2008)

1999 Ted Printy
Antwone Young
2000 Brendan Darby, off.
Andrew Brigham, def.
Brian Simnjanovski, spec. teams
2001 Johnathan Ingram, off.
Kirk Morrison, def.
Garret Pavelko, def.
Justin Green, spec. teams
Jason Perry, spec. teams
2002 Amon Arnold
2003 Mike Kracalik, off.
Brook Miller, def.
2004 Brandon Bornes, off.
Blake Lobel, def.
2005 Chaz Schilens
2006 Ornan Nwansi
2007 Mike Kravetz, off.
Corey Boudreaux, def.
2007 Roberto Wallace, off.
B.J. Williams, def.
2008 Lance Louis, off.
Jerry Milling, def.

IRON MAN SPECIAL TEAMS AWARD

Yr. Player

MW (1999-2008)

2004 Heath Farwell
2005 Eric Hodge
2006 Freddy Dunkle
Nick Sanford
2007 Tyler Campbell
2008 Dey Juan Hemmings

ACADEMIC INITIATIVE AWARD

Yr. Player

MW (1999-2008)

2003 Michael Franklin
2004 Reggie Grigsby
2005 Fale Poumele
2006 Andrew Schantz
2007 Mike Kravetz
2008 Lance Louis
Jerry Milling

COACHES AWARD

Yr. Player, Position

MW (2004-08)

2004 Josh Dean, def.
Mike Kracalik, off.
2005 Marcus Demps, def.
Michael Franklin, off.
Robert Ortiz, off.
2006 Jonathan Bailes, def.
Patrick Justman, off.
Terrell Maze, def.
Emil Metroka, def.
2007 Fred Amano, off.
Lynell Hamilton, off.
Steve Schmidt, off.
Ornan Nwansi, def.
2008 Gerard Armstrong, def.
T.J. McKay, def.
Darren Mougey, off.
Mike Schmidt, off.
Justin Shaw, off.



AZTECS In The NFL Draft

San Diego State has a storied history of sending its student-athletes to the National Football League. Over the years, the Aztecs have had 166 players selected in the NFL Draft, which leads the Mountain West. Of that total, 58 have been picked within the first 100 selections.



Rashaad Penny (above) was a first-round pick by the Seattle Seahawks in 2018, making him the second running back taken in the draft.



Tight end Kahale Warring (above) was taken in the third round with the 86th pick in the 2019 NFL Draft by the Houston Texans. Warring caught 51 passes for 637 yards and eight touchdowns for his career, including 31 catches for 372 yards and three TDs in 2018 as an honorable mention all-MW pick.



Guard Nico Siragusa (left), was chosen in the fourth round at 122nd overall by the Baltimore Ravens, while his former teammate, running back **Donnel Pumphrey** (above), was selected in the fourth round as the 132nd overall pick of the 2017 NFL Draft by the Philadelphia Eagles.

Aztecs In First 100 NFL Picks

Ranked By Selection -- 58 top-100 selections

Year	Name, Team	Pos.	Rd.	Pick
1994	Marshall Faulk, Indianapolis Colts	RB	1	2
1998	Kyle Turley, New Orleans Saints	T	1	7
1972	Willie Buchanon, Green Bay Packers	DB	1	7
1968	Haven Moses, Buffalo Bills	WR	1	9
1969	Fred Dryer, New York Giants	DE	1	13
1973	Isaac Curtis, Cincinnati Bengals	WR	1	15
1991	Dan McGwire, Seattle Seahawks	QB	1	16
1967	Don Horn, Green Bay Packers	QB	1	25
2018	Rashaad Penny, Seattle Seahawks	RB	1	27
1975	Monte Jackson, Los Angeles Rams	DB	2	28
1994	Darnay Scott, Cincinnati Bengals	WR	2	30
1970	Dennis Shaw, Buffalo Bills	QB	2	30
1967	Leon Carroll, Atlanta Falcons	DE	2	31
1985	Tory Nixon, Washington Redskins	DB	2	33
1971	Ken Burrow, Atlanta Falcons	WR	2	33
1967	Don Shy, Pittsburgh Steelers	RB	2	35
1967	Bob Jones, Chicago Bears	DB	2	36
1986	Webster Slaughter, Cleveland Browns	WR	2	43
1978	David Turner, Cincinnati Bengals	RB	2	45
1954	Norm Nygaard, Los Angeles Rams	B	4	46
2013	Gavin Escobar, Dallas Cowboys	TE	2	47
1982	Matt Kofler, Buffalo Bills	QB	2	48
1967	Bob Howard, San Diego Chargers	DB	2	48
1982	Vernon Dean, Washington Redskins	DB	2	49
1972	Tom Reynolds, New England Patriots	WR	2	49
1952	Volney Quinlan, Los Angeles Rams	B	4	49
2002	Chester Pitts, Houston Texans	G	2	50
1971	Henry Allison, Philadelphia Eagles	G	2	50
1992	Patrick Rowe, Cleveland Browns	WR	2	52
1997	Will Blackwell, Pittsburgh Steelers	WR	2	53
1978	Ron Smith, Los Angeles Rams	WR	2	53
1983	Clinton Sampson, Denver Broncos	WR	3	60
1987	Robert Await, St. Louis Cardinals	TE	3	62
1985	James Johnson, Detroit Lions	LB	3	62
2005	Matt McCoy, Philadelphia Eagles	OLB	2	63
2012	Ronnie Hillman, Denver Broncos	RB	3	67
2013	Leon McFadden, Cleveland Browns	DB	3	68
1974	Claudie Minor, Denver Broncos	T	3	68
1985	Rich Moran, Green Bay Packers	G	3	71
1976	Duke Ferguson, Dallas Cowboys	WR	3	73
1978	Whip Walton, Minnesota Vikings	LB	3	75
1969	Lloyd Edwards, Oakland Raiders	TE	3	75
1965	Gary Garrison, Philadelphia Eagles	WR	6	77
2005	Kirk Morrison, Oakland Raiders	ILB	3	78
1984	Sean McNanie, Buffalo Bills	DE	3	79
1983	Todd Seabaugh, Pittsburgh Steelers	LB	3	79
2011	Vincent Brown, San Diego Chargers	WR	3	82
1972	Martin Imhof, St. Louis Cardinals	DT	4	84
1991	Pio Sagapolutele, Cleveland Browns	DT	4	85
1983	Phil Smith, Baltimore Colts	WR	4	85
2019	Kahale Warring, Houston Texans	TE	3	86
2021	Cameron Thomas, Arizona Cardinals	DE	3	87
1973	Bill Ferguson, New York Jets	LB	4	90
1972	Robert West, Dallas Cowboys	WR	4	90
2008	Kevin O'Connell, New England Patriots	QB	3	94
2006	Freddy Keiaho, Indianapolis Colts	ILB	3	94
1998	Az Hakim, St. Louis Rams	WR	4	96
1986	Dan Knight, Green Bay Packers	T	4	98

NFL Draft



2023 SAN DIEGO STATE RECORD BOOK

Year	Name, Team	Pos.	Rd.	OP	
1952	Volney Quinlan, Los Angeles Rams	B	4	49	
	Art Preston, Los Angeles Rams	B	21	253	
1953	Hugh Latham, San Francisco 49ers	T	17	201	
	Paul Held, Detroit Lions	B	19	229	
1954	Norm Nygaard, Los Angeles Rams	B	4	46	
1955	Bob Newton, San Francisco 49ers	G	17	202	
1963	Neal Petties, Baltimore Colts	E	14	187	
	Kern Carson, Baltimore Colts	B	17	229	
1964	John Farris, Los Angeles Rams	T	11	147	
	John Butler, Baltimore Colts	RB	20	274	
1965	Gary Garrison, Philadelphia Eagles	WR	6	77	
	Jim Allison, San Diego Chargers	FB	12	94	
	John Godden, San Diego Chargers	LB	16	126	
	Leon Standridge, San Francisco 49ers	E	18	240	
1966	Jeff Staggs, San Diego Chargers	LB	3	26	
	Ray Schmutz, Oakland Raiders	LB	8	na	
	Cliff Kinney, Oakland Raiders	LB	9	80	
	Ralph Wenzel, Green Bay Packers	G	11	168	
	Larry Martin, Minnesota Vikings	T	13	195	
	Houston Ridge, San Diego Chargers	DE	13	117	
	1967	Don Horn, Green Bay Packers	QB	1	25
Leo Carroll, Atlanta Falcons		DE	2	31	
Don Shy, Pittsburgh Steelers		RB	2	35	
Bob Jones, Chicago Bears		DB	2	36	
Bob Howard, San Diego Chargers		DB	2	48	
Nate Johns, San Diego Chargers		WR	6	147	
John Williams, Philadelphia Eagles		DB	7	174	
Craig Scoggins, San Diego Chargers		WR	15	381	
1968		Haven Moses, Buffalo Bills	WR	1	9
		Steve Duich, Green Bay Packers	T	5	121
	John Beck, New Orleans Saints	DB	12	303	
	Ted Washington, Cincinnati Bengals	RB	13	354	
1969	Fred Dryer, New York Giants	DE	1	13	
	Lloyd Edwards, Oakland Raiders	TE	3	75	
	Tom Nettles, Kansas City Chiefs	WR	7	179	
	Doug Fisher, Pittsburgh Steelers	LB	12	290	
1970	Dennis Shaw, Buffalo Bills	QB	2	30	
	Billie Hayes, Cincinnati Bengals	DB	4	104	
	Lon Woodard, New Orleans Saints	DE	7	166	
	Bill Pierson, New York Jets	C	12	306	
1971	Ken Burrow, Atlanta Falcons	WR	2	33	
	Henry Allison, Philadelphia Eagles	G	2	50	
	Tom Shellabarger, Philadelphia Eagles	T	5	108	
	Tom Hayes, Atlanta Falcons	DB	6	137	
	Leon Van Gorkum, San Diego Chargers	DE	8	195	
	Lindsey James, Atlanta Falcons	RB	16	397	
1972	Willie Buchanon, Green Bay Packers	DB	1	7	
	Tom Reynolds, New England Patriots	WR	2	49	
	Martin Imhof, St. Louis Cardinals	DT	4	84	
	Robert West, Dallas Cowboys	WR	4	90	
	Bruce Ward, San Diego Chargers	G	6	141	
	Brian Sipe, Cleveland Browns	QB	13	330	
	Marv Owens, Minnesota Vikings	RB	14	361	
	1973	Isaac Curtis, Cincinnati Bengals	WR	1	15
Bill Ferguson, New York Jets		LB	4	90	
Jim Peterson, Los Angeles Rams		DE	6	133	
Joe Lavender, Philadelphia Eagles		DB	12	288	
1974	Claudie Minor, Denver Broncos	T	3	68	
	Jesse Freitas, San Diego Chargers	QB	6	133	

Year	Name, Team	Pos.	Rd.	OP
1975	Monte Jackson, Los Angeles Rams	DB	2	28
1976	Duke Ferguson, Dallas Cowboys	WR	3	73
	Craig Penrose, Denver Broncos	QB	4	107
	Greg Boyd, New England Patriots	DE	6	170
	Mike Gilbert, Philadelphia Eagles	DT	11	300
	Mel Jacobs, Detroit Lions	WR	13	363
Reggie Lewis, San Francisco 49ers	DE	16	443	
1977	Bill Helms, New York Giants	TE	11	284
1978	David Turner, Cincinnati Bengals	RB	2	45
	Ron Smith, Los Angeles Rams	WR	2	53
	Whip Walton, Minnesota Vikings	LB	3	75
	Mike Douglass, Green Bay Packers	LB	5	116
	Terry Jackson, New York Giants	DB	5	120
	Dennis Pearson, Atlanta Falcons	WR	5	125
1979	Don Warren, Washington Redskins	TE	4	103
	Henry Williams, Oakland Raiders	DB	6	156
	Kent Perkov, Cleveland Browns	DE	8	204
1980	Terrell Ward, Philadelphia Eagles	DB	7	188
	Kevin Fidel, Cleveland Browns	C	10	263
1981	Reuben Henderson, Chicago Bears	DB	6	150
	Jim Wilks, New Orleans Saints	DT	12	305
1982	Matt Kofler, Buffalo Bills	QB	2	48
	Vernon Dean, Washington Redskins	DB	2	49
1983	Clinton Sampson, Denver Broncos	WR	3	60
	Todd Seabaugh, Pittsburgh Steelers	LB	3	79
	Phil Smith, Baltimore Colts	WR	4	85
	Doug Reed, Los Angeles Rams	DT	4	111
	Darius Durham, Tampa Bay Buccaneers	WR	10	270
1984	Sean McNanie, Buffalo Bills	DE	3	79
	Mike Saxon, Detroit Lions	P	11	300
1985	Tory Nixon, Washington Redskins	DB	2	33
	James Johnson, Detroit Lions	LB	3	62
	Rich Moran, Green Bay Packers	G	3	71
Mike Waters, New York Jets	RB	9	235	
1986	Webster Slaughter, Cleveland Browns	WR	2	43
	Dan Knight, Green Bay Packers	T	4	98
	Vince Warren, New York Giants	WR	5	130
1987	Robert Awalt, St. Louis Cardinals	TE	3	62
1988	Harold Hicks, Washington Redskins	DB	7	193
	Clarence Nunn, New Orleans Saints	DB	9	246
	Todd Santos, New Orleans Saints	QB	10	274
	Wayne Ross, Washington Redskins	P	12	315
	Dave DesRochers, Seattle Seahawks	T	12	326
1989	Alfred Jackson, Los Angeles Rams	DB	5	135
1990	Roman Fortin, Detroit Lions	C	8	203
	Robert Claiborne, Detroit Lions	WR	12	313
1991	Dan McGwire, Seattle Seahawks	QB	1	16
	Pio Sagapolutele, Cleveland Browns	DT	4	85
	Nick Subis, Denver Broncos	C	6	142
1992	Patrick Rowe, Cleveland Browns	WR	2	52
	Ray Rowe, Washington Redskins	TE	6	168
	Jim Jennings, Kansas City Chiefs	G	8	213
1994	Marshall Faulk, Indianapolis Colts	RB	1	2
	Darnay Scott, Cincinnati Bengals	WR	2	30
	Ramondo Stallings, Cincinnati Bengals	DE	7	195

Year	Name, Team	Pos.	Rd.	OP
1995	Jamal Duff, New York Giants	DE	6	204
1996	La'Roi Glover, Oakland Raiders	DT	5	166
	DeAndre Maxwell, Washington Redskins	WR	7	250
1997	Will Blackwell, Pittsburgh Steelers	WR	2	53
	Nathaniel Jacquet, Indianapolis Colts	WR	5	150
	George Jones, Pittsburgh Steelers	RB	5	154
	Ricky Parker, Chicago Bears	DB	6	201
1998	Kyle Turley, New Orleans Saints	T	1	7
	Az Hakim, St. Louis Rams	WR	4	96
	Ephraim Salaam, Atlanta Falcons	T	7	199
2000	Kabeer Gbaja-Biamila, Green Bay Packers	OLB	5	149
	Andrew Kline, St. Louis Rams	G	7	220
	Mike Malano, Minnesota Vikings	C	7	240
2002	Chester Pitts, Houston Texans	G	2	50
	Larry Ned, Oakland Raiders	RB	6	197
	Mike Houghton, Green Bay Packers	T	6	200
2003	J.R. Tolver, Miami Dolphins	WR	5	169
2004	Jeff Shoate, Denver Broncos	CB	5	152
2005	Matt McCoy, Philadelphia Eagles	OLB	2	63
	Kirk Morrison, Oakland Raiders	ILB	3	78
	Marviel Underwood, Green Bay Packers	FS	4	115
2006	Freddy Keiaho, Indianapolis Colts	ILB	3	94
	Jeff Webb, Kansas City Chiefs	WR	6	190
2008	Kevin O'Connell, New England Patriots	QB	3	94
	Tyler Schmitt, Seattle Seahawks	LS	6	189
	Brett Swain, Green Bay Packers	WR	7	217
	Chaz Schilens, Oakland Raiders	WR	7	226
2009	Lance Louis, Chicago Bears	G	7	246
2011	Vincent Brown, San Diego Chargers	WR	3	82
	DeMarco Sampson, Arizona Cardinals	WR	7	249
2012	Ronnie Hillman, Denver Broncos	RB	3	67
	Miles Burris, Oakland Raiders	OLB	4	129
	Ryan Lindley, Arizona Cardinals	QB	6	185
	Jerome Long, Kansas City Chiefs	DL	7	218
2013	Gavin Escobar, Dallas Cowboys	TE	2	47
	Leon McFadden, Cleveland Browns	DB	3	68
	Brice Butler, Oakland Raiders	WR	7	209
2014	Nat Berhe, New York Giants	DB	5	152
	Eric Pinkins, Seattle Seahawks	DB	6	208
2015	Terry Poole, Seattle Seahawks	T	4	130
2017	Nico Siragusa, Baltimore Ravens	G	4	122
	Donnel Pumphrey, Philadelphia Eagles	RB	4	132
	Damontae Kazee, Atlanta Falcons	DB	5	149
2018	Rashaad Penny, Seattle Seahawks	RB	1	27
	Nick Bawden, Detroit Lions	FB	7	237
2019	Kahale Warring, Houston Texans	TE	3	86
2020	Keith Ismael, Washington Redskins	OL	5	156
2021	Darren Hall, Atlanta Falcons	CB	4	108
2022	Cameron Thomas, Arizona Cardinals	DL	3	87
	Daniel Bellinger, New York Giants	TE	4	112
	Matt Araiza, Buffalo Bills	P/K	6	180
	Zachary Thomas, Chicago Bears	OL	6	186

Aztecs in the NFL



2023 SAN DIEGO STATE RECORD BOOK

† - indicates won Super Bowl. ♦ - indicates Pro Bowl selection. Bold indicates player was on NFL roster during the 2022 season (practice squad players not included).

A

Allen, Russell (LB)	Jacksonville	2009-13
Allison, Henry (OL)	Philadelphia	1971-72
	St. Louis	1975-77
	Denver	1977
Allison, Jim (RB)	San Diego	1965-68
Applewhite, Antwan (DE)	San Diego	2007-10
	Carolina	2011-12
Ariey, Mike (OL)	Green Bay	1989
Aronson, Doug (OL)	Cincinnati	1987-88
Awalt, Rob (TE)	St. Louis/Phoenix	1987-89
	Dallas	1990-91
	Denver	1992
	Buffalo	1993
Ayanbadejo, Obafemi (TE/FB/RB) †	Minnesota	1998-99
	Baltimore	2000-01
	Miami	2003
	Arizona	2004-06

B

Barrett, Alex (DE)	Detroit	2017-18
	San Francisco	2019-20
Bawden, Nick (FB)	Detroit	2018-20
	N.Y. Jets	2021-22
Bellinger, Daniel (TE)	N.Y. Giants	2022
Berhe, Nat (S)	N.Y. Giants	2014-17
	Pittsburgh	2018
Blackwell, Will (WR/KR)	Pittsburgh	1997-2001
Bledsoe, Curtis (RB)	Kansas City	1981-82
Boyd, Greg (DE) †	New England	1977-78
	Denver	1980-82
	L.A. Raiders	1984
	San Francisco	1984
Brewer, Aaron (LS) †	Denver	2012-15
	Arizona	2016-22
Brown, Richard (LB)	L.A. Rams	1987, 89
	San Diego	1990
	Cleveland	1991-92
	Minnesota	1994-96
Brown, Vincent (WR)	San Diego	2011-13
	Oakland	2014
	San Diego	2015
Brunskill, Daniel (OL)	Atlanta	2018
	San Francisco	2019-22
Buchanan, Willie (DB) ♦♦♦	Green Bay	1972-78
	San Diego	1979-82
Burris, Miles (LB)	Oakland	2012-14
Burrow, Ken (WR)	Atlanta	1971-75
Butler, Brice (WR)	Oakland	2013-15
	Dallas	2015-17
	Miami	2018

C

Carroll, Leo (DE)	Green Bay	1968
	Washington	1969-70
Carson, Kern (RB)	New York Jets	1965
	San Diego	1965
Claiborne, Robert (WR)	San Diego	1992
	Tampa Bay	1993
Croudip, David (DB, CB)	L.A. Rams	1984
	San Diego	1985
	Atlanta	1985, 86-88
Curtis, Isaac (WR) ♦♦♦♦	Cincinnati	1973-84

D

Dahms, Tom (OL)	L.A. Rams	1951-54
	Green Bay	1955
	Chi. Cardinals	1956
	San Francisco	1957
Dean, Vernon (CB) †	Washington	1982-87
	Seattle	1988
Demps, Will (FS)	Baltimore	2002-05
	N.Y. Giants	2006
	Houston	2007-08
Denson, Keith (WR/KR)	N.Y. Jets	1976
Dobbins, Herb (OL)	Philadelphia	1974
Dombrowski, Brandyn (OL)	San Diego	2009-12
Donckers, Bill (QB)	St. Louis	1976-77
Douglass, Mike (LB)	Green Bay	1978-85
	San Diego	1986
Dryer, Fred (DE) ♦	N.Y. Giants	1969-71
	L.A. Rams	1972-81
DuBois, Phil (TE)	Washington	1979-80
Duff, Jamal (DE)	N.Y. Giants	1995
	Washington	1997-98
Duich, Steve (OL)	Atlanta	1968
	Washington	1969

E

Edwards, Herman (CB)	Philadelphia	1977-85
	Atlanta	1986
	L.A. Rams	1986
Edwards, Lloyd (RB)	Oakland	1969
Escobar, Gavin (TE)	Dallas	2013-16
	Baltimore	2017
	Miami	2018

F

Farris, John (OL)	San Diego	1965-66
Farwell, Heath (LB) †♦	Minnesota	2005-10
	Seattle	2011-14
Faryniarz, Brett (LB/DE)	L.A. Rams	1988-91
	San Francisco	1993
	Houston	1994
	Carolina	1995
Faulk, Marshall (RB) †♦♦♦♦♦♦♦	Indianapolis	1994-98
	St. Louis	1999-2005
Ferguson, Duke (WR)	Seattle	1977-79
	Buffalo	1980
Ferguson, Bill (LB)	N.Y. Jets	1973-74
Fisher, Doug (LB)	Pittsburgh	1969-70
Fortin, Roman (OL)	Detroit	1991
	Atlanta	1992-97
	San Diego	1998-2000
Freitas, Jesse (QB)	San Diego	1974-75

G

Garrison, Gary (WR) ♦♦♦♦	San Diego	1966-76
	Houston	1977
Gbaja-Biamila, Akbar (LB)	Oakland	2003-04
	San Diego	2006
	Miami	2007
Gbaja-Biamila, Kabeer (DE) ♦	Green Bay	2000-08
Glover, La'Roi (DL) ♦♦♦♦♦♦	Oakland	1996
	New Orleans	1997-2001
	Dallas	2002-2005
	St. Louis	2006-08
Griffith, Robert (SS/FS/DB) ♦	Minnesota	1994-2001
	Cleveland	2002-04
	Arizona	2005-06

H

Hakim, Az (WR) †	St. Louis	1998-01
	Detroit	2002-04, 06
	New Orleans	2005
Hall, Darren (CB)	Atlanta	2021-22
Hamilton, Lynell (RB) †	New Orleans	2008-09
Hayes, Billie (DB)	New Orleans	1972
Hayes, Tom (DB)	Atlanta	1971-75
	San Diego	1976
Held, Paul (QB/K)	Pittsburgh	1954
	Green Bay	1955
Henderson, Reuben (CB/DB)	Chicago	1981-82
	San Diego	1983-84
Hillman, Ronnie (RB) †	Denver	2012-15
	San Diego	2016
	Minnesota	2016
Horn, Don (QB) †	Green Bay	1967-70
	Denver	1971-72
	Cleveland	1973
	San Diego	1974
Houghton, Mike (OL)	Buffalo	2002
Howard, Bob (CB)	San Diego	1967-74
	New England	1975-77
	Philadelphia	1978-79

I

Imhof, Martin (DE/DT)	St. Louis	1972
	Washington	1974
	New England	1975
	Denver	1976
Ingram, Johnathan (OL)	Kansas City	2005
Ismael, Kieth (OL)	Washington	2020-21

J

Jackson, Alfred (DB)	L.A. Rams	1989-90
	Cleveland	1991-92
	Minnesota	1995-96
Jackson, Monte (DB) †	L.A. Rams	1975-77
	Oakland/L.A.	1978-82
	L.A. Rams	1983
Jackson, Terry (CB/DB)	N.Y. Giants	1978-83
	Seattle	1984-85
Jacquet, Nate (WR/PR/KR)	Indianapolis	1997
	Miami	1998-99
	San Diego	2000
	Minnesota	2000-01
Johnson, James (LB)	Detroit	1986
	San Diego	1987
	San Francisco	1987
Jones, Bob (DB/WR)	Chicago	1967-68
Jones, George (RB)	Pittsburgh	1997
	Jacksonville	1998
	Cleveland	1999

K

Kazee, Damontae (S)	Atlanta	2017-20
	Dallas	2021
	Pittsburgh	2022
Keiaho, Freddy (LB) †	Indianapolis	2006-09
Kirk, Randy (LB)	San Diego	1987-88, 91
	Phoenix	1989
	Cleveland	1991
	Cincinnati	1992-93
	Arizona	1994-95
	San Francisco	1996-99
Kofler, Matt (QB)	Buffalo	1982-84
	Indianapolis	1985
Kracalik, Mike (OL)	Baltimore	2006-08

Aztecs in the NFL



L

Laughton, Jim (TE)	Seattle	1986
Lavender, Joe (DB) †♦♦	Philadelphia	1973-75
	Washington	1976-82
Lewis, Derrick (WR)	New Orleans	2002-03
	Houston	2006
Lewis, Jonas (RB)	San Francisco	2000-01
Lewis, Reggie (DE)	New Orleans	1982-84
Lindley, Ryan (QB)	Arizona	2012-13
	San Diego	2014
	Arizona	2014
	Indianapolis	2015
Long, Jerome (DT)	Kansas City	2012
	Jacksonville	2012
	Dallas	2013
Louis, Lance (OL)	Chicago	2010-2012
	Indianapolis	2014

M

Martin, Larry (DL) †	San Diego	1966
Martin, Saladin (DB)	N.Y. Jets	1980
	San Francisco	1981
McCoy, Lloyd (OL)	San Diego	1964
McCoy, Matt (LB)	Philadelphia	2005-07
	New Orleans	2007
	Tampa Bay	2008-09
	Seattle	2010-11
McDonald, Dwight (WR)	San Diego	1975-78
McFadden, Leon (CB)	Cleveland	2013
	N.Y. Jets	2014
	San Francisco	2014-15
	N.Y. Giants	2015
	Dallas	2016
	Atlanta	2017
McGwire, Dan (QB)	Seattle	1991-94
	Miami	1995
McNanie, Sean (DE)	Buffalo	1984-87
	Phoenix	1988
	Indianapolis	1990
Mendenhall, Terry (LB)	Oakland	1971-72
Mendez, Mario (WR)	San Diego	1964
Milks, John (LB)	San Diego	1966
Minor, Claudie (OL)	Denver	1974-82
Moran, Rich (OL)	Green Bay	1985-93
Morrison, Kirk (LB)	Oakland	2005-09
	Jacksonville	2010
	Buffalo	2011-12
Moses, Haven (WR) ♦♦	Buffalo	1968-72
	Denver	1972-81
Munson, Calvin (LB) †	N.Y. Giants	2017-18
	Miami	2019-21
	New England	2022

N

Ned, Larry (RB)	Minnesota	2003-04
Nixon, Tory (DB) †	San Francisco	1985-88

O

O'Connell, Kevin (QB)	New England	2008
	N.Y. Jets	2011
Ogas, Dave (LB)	Oakland	1968
	Buffalo	1969
Oliver, Clancy (DB)	Pittsburgh	1969-70
	STL Cardinals	1973
Olubi, Segun (LB)	Indianapolis	2022
Osgood, Kassim (WR) ♦♦♦	San Diego	2003-09
	Jacksonville	2010-11
	Detroit	2012
	San Francisco	2013-14

Owens, Marv (WR)	STL Cardinals	1973
	N.Y. Jets	1974

P

Parker, Ricky (DB)	Jacksonville	1997
Penrose, Craig (QB)	Denver	1976-79
Pearson, Dennis (WR/KR)	Atlanta	1978-79
Penny, Rashaad (RB/KR)	Seattle	2018-22
Peterson, Jim (LB)	L.A. Rams	1974-75
	Tampa Bay	1976
Petties, Neal (WR)	Balt. Colts	1964-66
Pieri, Damon (DB)	N.Y. Jets	1993
	Carolina	1996-97
Pinkins, Eric (DB)	Seattle	2014-15
	N.Y. Giants	2016
Pitts, Chester (OL)	Houston	2002-09
	Seattle	2010

Q

Quinlan, Volney (Skeets) (WR) ♦	L.A. Rams	1952-56
	Cleveland	1956

R

Raye, Jimmy (WR/KR)	L.A. Rams	1991
Reed, Doug (DT)	L.A. Rams	1984-90
Reynolds, Tom (WR)	New England	1972
	Chicago	1973
Ricardo, Benny (K)	Buffalo	1976
	Detroit	1976, 78-79
	New Orleans	1980-81
	Minnesota	1983
	San Diego	1984
Ridge, Houston (DE/DT)	San Diego	1966-69
Robinson, Will (OT)	Seattle	2008, 2010
	Washington	2009
	New Orleans	2011
	Jacksonville	2011
	New Orleans	2012
Rowe, Patrick (WR)	Cleveland	1993
Rowe, Ray (TE)	Washington	1992-93
Russell, Brian (DB)	Minnesota	2002-04
	Cleveland	2005-06
	Seattle	2007-08
	Jacksonville	2009
	Houston	2009

S

Sagapolutele, Pio (DT/DE)	Cleveland	1991-95
	New England	1996
	New Orleans	1997
Salaam, Ephraim (OT)	Atlanta	1998-2001
	Denver	2002-2003
	Jacksonville	2004-05
	Houston	2006-08
	Detroit	2009
	Houston	2010
Sampson, Clint (WR)	Denver	1983-86
Sampson, DeMarco (WR)	Arizona	2011
Saxon, Mike (P) †	Dallas	1985-92
	New England	1993
	Minnesota	1994-95
Schilens, Chaz (WR)	Oakland	2008-11
	N.Y. Jets	2012
Schmautz, Ray (LB)	Oakland	1966
Schmitt, Tyler (LS)	Seattle	2008
Scott, Darnay (WR)	Cincinnati	1994-99, 01
	Dallas	2002
Seabaugh, Todd (LB)	Pittsburgh	1984
Shaw, Dennis (QB)	Buffalo	1970-73
	St. Louis	1974-75

Shoate, Jeff (DB)	Denver	2004, 07
Shy, Don (RB)	Pittsburgh	1967-68
	New Orleans	1969
	Chicago	1970-72
	STL Cardinals	1973
Sipe, Brian (QB) ♦	Cleveland	1974-83
Slater, Pearce (OL)	Carolina	2016
Slaughter, Webster (WR)	Cleveland	1986-91
	Houston	1992-94
	Kansas City	1995
	N.Y. Jets	1996
	San Diego	1998
Siragusa, Nico (OL)	Baltimore	2017
	Green Bay	2018
Smith, Phil (WR)	Balt./Ind. Colts	1983-84
	Philadelphia	1986
	L.A. Rams	1987
Smith, Ron (WR)	L.A. Rams	1978-79
	San Diego	1980-81
	Philadelphia	1981-83
Spears, Ron (DE)	New England	1982-83
	Green Bay	1983
Staggs, Jeff (LB)	San Diego	1966-71, 74
	St. Louis	1972-73
Stallings, Ramondo (DL)	Cincinnati	1994-97
Subis, Nick (OL)	Denver	1991
Swain, Brett (WR) †	Green Bay	2009-10
	San Francisco	2011

T

Tuipala, Joe (LB)	Jacksonville	2001-02
Thomas, Cameron (LB)	Arizona	2022
Thomas, Zachary (OL)	L.A. Rams	2022
Thompson, Trenton (S)	N.Y. Giants	2022
Turley, Kyle (OL) ♦	New Orleans	1998-2002
	St. Louis	2003
	Kansas City	2006-07
Turner, David (Deacon) (RB/KR)	Cincinnati	1978-80

U

Underwood, Marviel (S)	Green Bay	2005
------------------------	-----------	------

W

Wallace, Roberto (WR)	Miami	2010-11
Walton, Whip (LB)	N.Y. Giants	1980
Warren, Don (TE) †††	Washington	1979-92
Warren, Vince (WR)	N.Y. Giants	1986
Warring, Kahale (TE)	Houston	2020
	Buffalo	2021
	Jacksonville	2021
Washington, Teddy (RB)	Cincinnati	1968
Watson, Justin (RB) †	STL Rams	1999-2001
Weathers, Carl (LB)	Oakland	1970-71
Webb, Jeff (WR)	Kansas City	2006-08
Wells, David (TE)	Arizona	2014-17
Wenzel, Ralph (OL)	Pittsburgh	1966-70
	San Diego	1972-73
West, Robert (WR/KR)	Kansas City	1972-73
	San Francisco	1974
Wilks, Jim (DE/DT/NT)	New Orleans	1981-93
Williams, Henry (DB)	Oakland	1979
	San Diego	1983
	L.A. Rams	1983
Wright, Nate (DB)	Atlanta	1969
	St. Louis	1969-70
	Minnesota	1971-80

Y

Young, Antwone (DL/FB)	Minnesota	2000
------------------------	-----------	------

Letter Winners



2023 SAN DIEGO STATE RECORD BOOK

A

Abdullah, Dean - 2022
Abrams, Taft - 1966-67
Abdul-Rahim, Aazaar - 1997-98-99
Ackerson, Tyler - 1987-88
Acosta, Javier - 1952-53
Adair, Dick - 1947-48-49
Adams, Marty - 1983
Adler, Murray - 1952
Afoa, Ulima - 1979-80
Agnew, Ryan - 2016-17-18-19
Aiken, Fred (Dennis) - 1955-56
Aken-Moleta, Ikaika - 2008-09
Aleki, Andrew - 2017-18-19-20-21
Alesi, Joel - 2012-13-14
Alexander, Mike - 1992-93
Alexander, Jason - 2007
Algra, Bruce - 1973-74
Allen, Percy - 1927-29-30
Allen, Red - 1948
Allen, Rodney - 1999-00-01-02
Allen, Russell - 2005-06-07-08
Allen, Ted - 1922
Allen, Tony - 1979
Allison, Henry - 1969-70
Allison, Jim - 1963-64
Allred, Phil - 1940
Almond, Steve - 1979-80-81
Alves, Andrew - 2019-20
Amano, Frederick - 2006-07
Amaral, Joe - 1973-74
Amaral, Justin - 2005-06
Amend, Ray - 1923
Andersen, Barry - 1968-69
Anderson, Archie - 1928
Anderson, Brady - 2021
Anderson, Cal Ray - 1978
Anderson III, Curtis - 2015-16
Anderson, Jack - 1938
Anderson, Jay - 1971-72
Anderson, Marv - 1985-86
Anderson, Mike - 1982-83
Andrews, Colin - 2017
Andrews, Marcus - 2010-11-12-13
Andrews, Marlon - 1989-90
Andrews, Rob - 2009-10-11-12
Ange, Jim - 1998-99
Applegarth, Bill Dean - 1958
Applewhite, Antwan - 2004-05-06
Araiza, Matt - 2019-20-21
Arey, Dennis - 1988-89-90
Arguello, Tim - 1979
Ariey, Mike - 1983-84-85-86
Armstead, Jaylon - 2021-22
Armstrong, Gerard - 2005-06-07-08
Arnett, Kendall - 1932
Arnold, Amon - 1999-00-01-02
Aronson, Art - 1986
Aronson, Doug - 1983-84-85-86
Arosemena, Eder - 2006
Arriaran, Jim - 1981
Asbury, Jason - 1997-98-99-00
Ash, Rick - 1972-73
Ashley, Richard - 1997
Ashley, William - 1950
Atteberry, Jeff - 1970
Auerbach, Scott - 1996-97-98
Ault, Don - 1927-28-29
Austin, Rick - 1998
Autele, J.J. - 2009-10-11
Avetisyan, Avo - 1994-95
Avey, Howard - 1927
Avey, Paul - 1927-29-30
Avii, Tuffy - 1971-72
Avinger, Noah - 2021-22
Awalt, Robert - 1985-86
Ayala, Simon - 2008
Ayanbadejo, Obafemi - 1995-96

B

Babiash, Derek - 2015-16
Bachmann, Tony - 1972-73-74
Baecht, Herman - 1937

Bailes, Jonathan - 2003-04-05-06
Bailey, Bill - 1931-32-33
Bailey George - 1938
Baker, Carson - 2020
Baker, Donny - 2003-04-05-06
Baker, Jeff - 1970
Baldwin, Damon - 1986-87-88-89
Baldwin, Parker - 2015-16-17-18
Balistreri, Pete - 1998
Ball, Orville - 1945
Ball, Robert - 1958
Banks, Keshawn - 2018-19-20-21-22
Barbier, Matt - 2005
Barcoo, Luq - 2018-19
Bardot, Don - 1947
Barfield, Cedarius - 2019-20-21-22
Barksdale, Demetrius - 2009-10-11
Barlow, Harold - 1986
Barman, Barnard - 1934
Barnes, David - 1924-25-26
Barnes, Sam - 1979-80
Baron II, John - 2016-17-18
Barrick, Scott - 1988
Barrett, Alex - 2013-14-15-16
Barteis, Joe - 1976-77
Baskerville, CJ - 2021-22
Bass, Ray - 2006-07
Bates, Aubra - 1933-34
Bates, Fred - 1948-49-50
Bates, Hugh - 1955
Bawden, Nick - 2014, 2016-17
Bean, David - 1958
Beautrow, Jim - 1981-82
Beck, John - 1966-67
Bejarano, Brandon - 1991-92-93-94
Beckman, Bob - 1941
Beed, Everett - 2012-13
Belcher, Kirk - 1985
Belenzon, Art - 1953
Bell, Chance - 2018-19-20-21-22
Bell, Demetrius - 1986
Bell, Greg - 2020-21
Bell, Tony - 2012
Bell, Kipperr - 1979-80
Bellinger, Daniel - 2018-19-20-21
Belmont, Allen - 1928-29
Bender, Jeff - 1973
Bender, Roger - 1979-80-82-83
Benjamin, Harry - 1968
Bennett, Cade - 2022
Benson, Dominic - 2020
Benson, Harry - 1971-72
Benton, Binky - 1976-77
Benton, John - 1940
Berg, Brian - 1999-00
Berger, Larry - 1945, 47
Bergeron, Lonny - 1996
Bergland, John - 1933-34
Berhe, Nat - 2010-11-12-13
Bernard, Kenny - 1987
Bernard, Turner - 2017-18-19-20
Bernards, Jake - 2013
Bessent, Desmond - 2021
Bienhoff, Wayne - 1964-65
Bill, Jason - 1989-90
Binkley, Garrett - 2018
Bird, Ruben - 1934
Bishop, Henry Jr. - 1961-62
Bixler, Randy - 1971-72
Bixler, Steve - 1972-73
Black, Paul - 1978
Blackwell, Burt - 1973-74
Blackwell, Will - 1994-95-96
Blade, Scott - 1993-94
Blain, Tanner - 2015-16
Blaisdell, Art - 1973-74
Blake, Martin - 2022
Blake, Roger - 1994-95
Blanchard, Bob - 1973
Blanchard, Brett - 1983-84-85-86
Blanton, Billy - 1994-95-96
Blaylock, Lance - 1992
Blaylock, Reggie - 1986-87
Blecha, James - 1966-67

Bledsoe, Curtis - 1978
Bletchen, Jim - 1935
Blyth, Steve - 1988-89
Boaz, Jack - 1937
Boehmke, Russell - 1960-61
Boesch, Aaron - 2013
Bogard, Stan - 1999
Boles, James - 1946-47
Bonatus, Donald - 1952-53
Bonatus, Kenneth - 1945
Bond, Lawrence - 1926
Bond, Ross - 1921
Booker, Tommy - 1987-88-90
Booth, Jalen - 2020
Bordier, Bud - 1948
Bornes, Brandon - 2004-05-06-07
Bosse, Brendon - 1963
Boudreaux, Corey - 2007-08
Boyd, Dave - 1971
Boyd, Greg - 1974-75
Boyer, Rick - 1980-81
Boyer, Tim - 1972-73
Bradley, Scott - 1976-77
Branch, Dallas - 2020-21-22
Brandow, Paul - 1975-76
Brannon, Lee - 1987-88
Branstetter, Gary - 1963
Brassey, Dale - 1946
Breitbard, Bob - 1938-39-40
Brewer, Aaron - 2008-09-10-11
Brigham, Andrew - 2000-01
Brinkley, Steve - 1968-69
Brinton, Spencer - 1997
Bristow, Gib - 1941-42
Brohn, Herb - 1980-82-83-84
Bronson, Joel - 1984
Brooks, Mitch - 1984
Broome, Michael - 1987-88
Brossard, Dan - 1971
Brown, Casey - 1982-83-84-85
Brown, Darrell - 1980-82-83-84
Brown, Davon - 2007-08-09-10
Brown, George - 1968-69-70
Brown, George - 1947
Brown, Harold - 1946
Brown, Lloyd - 1924
Brown, Marv - 1975
Brown, Mike - 1953-54
Brown, Ollie - 1973-74-75-76
Brown, Richard - 1983-84-85-86
Brown, Robert - 1938-39-40
Brown, Robert - 1931-32-33
Brown, Vincent - 2007-08-09-10
Browning, Jack - 2021-22
Brunskill, Daniel - 2013-14-15-16
Bryant, Jess - 1946-47-48
Bryant, Walter - 1921
Buchanon, Willie - 1970-71
Buckin, Al - 1936
Bullington, Steve - 1982-83
Bunkley, Mike - 1977
Burmeister, Braxton - 2022
Burnett, Tim - 1968-69
Burns, Linden - 1934
Burns, Mike - 1992-93
Burriss, Miles - 2008-09-10-11
Burrow, Ken - 1969-70
Burson, Gene - 1966-67
Burton, Brad - 1986-87-88-89
Burton, Kevin - 1998-99
Burton, Mitch - 1986-87-88-89
Busbee, BJ - 2018-19-20-21
Busbee, Stuart - 1984-85
Bussey, Luke - 2015
Bush, Alvin - 1981-82
Butcher, Warren - 1942
Butler, Brice - 2012
Butler, Eric - 2022
Butler, John - 1962-63-64
Butler, John - 1933-34-35
Butler, Jomar - 1998-2000-01
Butler, William - 1945
Butts, Curtis - 1989-90-91
Buzbee, Tim - 1972-73

Byrd, Jordan - 2018-19-20-21-22
Byrns, Kenneth - 1938

C

Cabrera, Israel - 2016-17
Cabrera, Liam - 2017
Calhoun, Lawrence - 1991
Caliste, Hubert - 2001-02-03-04
Callahan, Matt - 2004-05
Callan, Murry - 1948-49
Callies, Gil - 1934
Cameron, Milton - 1927
Campano, Kevin - 2014
Campbell, Tyler - 2006-07-08
Canizales, Albert - 1956-57
Cannon, Don - 1947
Cano, Octavio - 1957-58-59
Capra, Jacob - 2019-20
Carmada, Vincent - 2009
Carman, Bernard - 1933-35
Caron, Bobby - 1978
Carr, Fletcher - 1930-32
Carr, Jack - 1941
Carr, Larry - 1928
Carr, Leslie - 1940
Carroll, John - 2017
Carroll, Leo - 1965-66
Carsey, Mike - 1967-68
Carson, Kern - 1961-62-63
Carter, Eugene - 1968-69
Carter, Scott - 1978-80
Carter, Thomas - 1982-83
Carver, Leon - 1941
Carusa, Rick - 1979-80
Cassady, Pat - 1972-73
Cassidy, Lloyd - 1946-47-48-49
Cassidy, Troy - 2016-17-18-19
Castellanos, Rudy - 1976-77
Catsimehas, John - 1945
Celestine, Davaughn - 2021-22
Chacon, Larry - 1980
Chaffin, Randy - 1960-61-62
Chambers, Wendell - 1966
Chambliss, Phil - 1977-78
Champion, George - 1921
Chandler, Garland - 1972-73
Chandler, Jim - 1974-75
Chaney, Jerry - 2018
Chapman, Robby - 1981
Chance, Cameron - 1996-97
Chapman, Christian - 2015-16-17-18
Chase, Byron - 1949-50
Chavez, Bill - 1969
Cheatum, Myles - 2017-18-19
Childs, Leandrew - 1996
Chlumak, Martin - 1998-99
Cholewa, Tom - 1959
Chornomud, Dwight - 1994-95
Christon, Kenan - 2022
Churnich, Lew - 1977
Churchman, Al - 1933-34-35
Claiborne, Robert - 1987-89
Clancy, Mike - 1976-77
Clark, Anthony - 1964
Clark, Avery - 1972-73
Clark, Larry - 2013-14
Clark, Mervyn - 1930-31-32
Clark, Roger - 1963
Clarke, Zach - 2007-08
Clay, Jeff - 2016-17-18
Clayton, John - 1996
Clement, Terry - 1976-77
Clemmer, Curt - 1941-42
Clearbrook, Harold - 1924
Cleary, Mac - 1998-99-00
Cline, Theron - 1929
Clyde, Dick - 1973-74
Cochran, Kenneth - 1958
Cole, David - 1991
Coleman, David - 1979
Coleman, George - 1946-47-48
Coleman, Mark - 1981
Coleman, Shane - 2018
Collett, Randy - 1975

Letter Winners



2023 SAN DIEGO STATE RECORD BOOK

Collins, Chaz - 2019
Collins, Curt - 1992-93-94
Collins, Frederick - 2002
Collins, Mike - 1962-63-64
Collins, Trent - 1982-83
Colongi, John - 1971
Conard, Kevin - 1987
Conerly, Kyle - 2001-02-03-04
Conklin, Bob - 1949-50-51
Connell, George - 1931
Conner, Don - 1945
Conyers, Anthony - 1986
Cooks, Eldridge - 1961-62-63
Coomes, Todd - 1988-89
Cooper, David - 1987-88-89-90
Coover, Charles - 1945
Copeland, Casey - 1987-88
Copeland, Don - 1997-98
Copp, Roy - 1969-70
Corbett, Garrett - 2011
Corral, Ed - 1979-80
Corrin, Merle - 1932-33-34
Costello, John - 1968
Cota, Alex - 1974-75
Cotton, Bill - 1958
Coviello, Andy - 1990-91
Cox, Bobby - 1975
Cox, Gordon - 1929-30-31
Cozens, Bob - 1939-40-41
Cozens, Tom - 1937-38-39
Craft, Kevin - 2006
Craft, Tom - 1975-76
Craig, Thomas - 1945
Craighead, Robert - 2012-13-14-15
Craney, Jay - 1971-72
Crawford, Travis - 2007-08
Crenshaw-Dickson, Brandon - 2021-22
Crews, Charlie - 1976-77
Crosby, Craig - 1992-93-94-95
Crossley, Jim - 1966-67
Crosthwaite, Gil - 1938-39-40
Croudip, Dave - 1981-82
Cruz, Ben - 1951
Cublely, Walter - 1961-62-63
Cumberlander, Christian - 2015
Cummings, Garry - 1952
Curry, Don - 1947
Curtis, Isaac - 1972
Curtis, Rico - 1996-97-98-99

D
Dahms, John - 1945
Dahms, Tom - 1947-48-49
Dale, Alan - 1981-82
Damon, Andy - 1985-86
Daniels, Charles - 1948-49-50
Daniels, Paul - 1967-68
Darby, Brendan - 2000-01-02-03
Darcey, Mike - 1974-75
Darden, Dave - 1973
Dasovich, Percy - 1934
Dave, Al - 1972
Davenport, Ronnie - 2002
Davis, Bill - 1949-50-51
Davis, Brandon - 2008-09-10-11
Davis, Cam - 2022
Davis, Chris - 1984-85
Davis, Devante - 2014
Davis, Dick - 1941-42
Davis, Joe - 1976-77
Davis, Lance - 1995
Davis, Tedd - 1977-78
Dawson, Jack - 1932
Dawson, Reldon (Bing) - 1964-65
De Los Reyes, Darius - 2022
Deakin, Doug - 2009-10
Deal, Walter - 1924-25
Dean, Josh - 2001-02-03-04
Dean, Vernon - 1980-81
Deckert, Tom - 1969, 71
Dedeaux, Ethan - 2018-19-20-21
DeFelice, Garth - 1975-76
Delaney, Tim - 1968-69-70
Delgado, David - 2022

Delvaux, Art - 1963-64
DeMartinis, Tony - 2006-07-08
Demps, Marcus - 2002-03-04-05
Demps, Will - 1999-00-01
Dennis, Jim - 1984-85
Denso, Dylan - 2010-11-12-13
Denson, Keith - 1972-73
Derrick, Jim - 1932-33-34
DesRochers, Dave - 1986-87
Diamond, Frank - 1940
Dias, John - 1950
Dickerson, Don - 1956
Dickie, Shawn - 2000-01-02-03
Diebel, Paul - 1971
Dilley, Elden - 1924-25, 30-31
Dilley, Zach - 2012-13
Dillingham, McKinley - 1967-68
Dillon, Hi - 1921
Dillon, Mike - 1930-32
Dimich, Milan - 1960
Dimmick, Jim - 1974
Dingwell, Adam - 2011-12-13
Dion, Jason - 2003
Dirks, John - 1933-34
Dixon, Daishawn - 2016-17-18-19
Dixon, Vollon - 1975-76
Dlugolecki, Matt - 2003-04-05
Dobbins, Herbie - 1972-73
Dodd, Charlie - 1972
Dodds, Verne - 1952-53-54
Doleman, Tom - 1977
Dombrowski, Brandyn - 2004-05-06-07
Donovan, Terry - 1975-76
Donckers, Bill - 1971-72
Donnell, Al - 1940
Dorsey, Dan - 1996-97
Doston, George - 1924-25
Dotson, Leroy - 1958-59-60
Douglass, Mike - 1976-77
Dowd, Bill - 1984-85
Dowd, Jim - 1947-48-49
Dowhower, Rod - 1963-64
Draeger, Wyatt - 2020-21-22
Draheim, Tommie - 2009-10-11
Draper, Paul - 1949
Drayton, Kevin - 1988-89
Driscoll, Paul - 1931-32-33
Driver, Michael - 1993-94
Driver, Jacob - 2010-11-12-13
Dryer, Fred - 1967-68
DuBois, Phil - 1977-78
Duckett, Ed - 1960-61
Duff, Jamal - 1991-92-93-94
Duich, John - 1935-37
Duich, Steve - 1966-67
Duke, Alan - 1964-65
Duke, Dennis - 1969
Duke, Joe - 1957-58-59
Duncan, Eric - 1988-89-90-91
Duncan, Steve - 1977-78
Dunkle, Freddy - 2004-05-06-07
Dunkle, William - 2019-20-21
Dunlap, Daryl - 2014
Dunn, Brooke - 1975-76
Dunn, Ryan - 2015-16-17
Duran, Josh - 2006
Duran, Michael - 1996-97-98-99
Durbin, Derrick - 2003-04
Durham, Darius - 1980-81-82
Durland, Charles - 1934-35
Duru, Koby - 2021

E
Early, John - 1954-55-56
Earley, Lyndon - 1986-87-88
Eaton, Jack - 1982-83-84-85
Echenique, Tom - 1972-73
Eckis, Rollin - 1923-24
Edens, Bennis - 1946-47-48
Edwards, Alfred (Gene) - 1953
Edwards, Freddie - 1992, 94-95-96
Edwards, Herman - 1976
Edwards, Kwincy - 2008-09
Edwards, Lloyd - 1967-68

Edwards, Marcus - 2004-05
Edwards, Ted - 2006
Eilerts, Douglas - 1964-65
Elimimian, Jacob - 2002-03-04
Ellis, Craig - 1980
Ellis, Marc - 2018
Ellison, Keith - 2002
Ellwood, Rick - 1975
Elmore, Brad - 1998-99
Emanuel, Vince - 1979-80, 82
Embermate, Nik - 2009-10-11-12
Embrey, Robert - 1948-49-50
England, Max - 1923
Engle, George - 1965-66
Engle, Jerry - 1970-71
Engstrand, Tanner - 2004
Enriquez, Henry - 1961
Epps, Bob - 1979-80
Erkenbeck, James - 1949-50-51
Erwin, Larry - 1955
Escalera, Gabriel - 1965-66
Escobar, Gavin - 2010-11-12
Esene, Levi - 1984, 86
Evans, Dallas - 1956-57
Evans, Demario - 1993
Evans, Don - 1986
Evans, Tyrone - 1995-96-97
Ewert, Burton - 1991-93-94
Eyherabide, Pascal - 1970-71

F
Fackrell, Rey Dee - 1956-57
Fairbrother, Bill - 1981-82
Fanchin, Al - 1978-79-80
Fantroy, Martrell - 2007, 09
Farias, Philip - 1961-62
Farr, Kellen - 2008, 2010
Farris, John - 1962-63-64
Farwell, Heath - 2002-03-04
Faryniarz, Brett - 1984-85-86-87
Fates, Miles - 1995-96-97
Faulk, Marshall - 1991-92-93
Favreau, Chase - 2014-15-16
Feaster, Andrew - 2011-12
Featherstone, John - 1969-70
Feeney, Kevin - 1975-76
Feer, Wes - 2012-13
Fehoko, Whitley - 2006
Feldt, Don - 1948
Felice, Lee - 1969-70
Felice, Lynn - 1968-69
Fely, Jake - 2011-12-13-15
Ferguson, Duke - 1975
Ferguson, Nate - 1973-74
Ferguson, Bill - 1971-72
Fernandez, Lawrence - 1963
Fiaseu, Zyrus - 2022
Fidel, Kevin - 1977-78
Fifita, Siaoisi - 2005-06-07-08
Filson, Art - 1947-48
Finan, John - 1945
Finch, Chris - 1992-93-94-95
Findley, Larry - 1965-68
Finkel, Bryan - 2009
Finkle, James - 2005
Fish, Don - 1951-52
Fisher, Doug - 1967-68
Fisher, Thane - 1986-89
Fitz, Hollis - 1925-26-27
Fitzpatrick, Harold - 1923
Flaherty, Bernard - 1953-54-55
Fletcher, Ed - 1951-52
Fletcher, Raleigh - 2000-01-02
Fletcher, Rocky - 1971-72
Fletcher, Tom - 1991-92-93-94
Flick, Chad - 1996-97
Flisher, Gary - 1969-70
Flisher, Ron - 1965-66
Flores, Arthur - 2015-16
Flores, Emmett - 1987
Fluegge, Donald - 1995
Fodor, Al - 1947
Fogel, Steve - 1979, 81
Foli, Anthony - 2000-01-02-03

Foote, Herbert - 1946
Fountain, Garrett - 2020-21-22
Foran, Williams - 1945
Ford, Bob - 1937, 39
Ford, Garrett - 1990
Ford, Glen - 1975
Forni, Chris - 2011
Fortin, Roman - 1987-88-89
Foster, Dustan - 1980
Foster, Greg - 1981-82
Foster, Lou - 1990-91
Fox, Guy - 1927-28
Fox, John - 1975-76
Fox, Maurice - 1928
Fox, Mike - 1979-80-81-82
Fragile, Jack - 1974-75
Frame, Joe - 1935-36
Francis, Bob - 1976
Francis, Henry - 1922-23
Frane, Jerome - 1981-82
Franklin, Michael - 2002-03-04-05
Franson, Lou - 1971
Freeman, Tom - 1967-68
Freitag, Ralph - 1949-50
Freitas, Jesse - 1972-73
Frew, Dean - 1984
Frisco, Carl - 1940
Fritz, Monte - 1952-53-54-55
Frost, Jack - 1939-40
Fry, Wayne - 1937
Fudge, Bill - 1974-75

G
Gabaldon, Joe - 1960
Galea, Cody - 2011-12-13-14
Galea'i, Kenny - 2013-14
Galindo, Joe - 1949-50
Galindo, Frank - 1936-37
Galpin, Harry - 1942
Gamble, Donte - 2000-01
Garcia, Rick - 1960
Garner, Barkham - 1924-25-26-27
Garrett, Wayne - 2012-13
Garretson, Rick - 1975-76-77-78
Garrison, Diallo - 1996
Garrison, Gary - 1964-65
Garrison, Max - 2022
Gaston, Dan - 1983-84
Gatlin, Charles - 1995-96-97
Gauld, Riley - 2011-12
Gavert, Josh - 2011-12-13-14
Gbaja-Biamila, A. - 1999-00-01-02
Gbaja-Biamila, K. - 1996-97-98-99
Geddies, Terry - 1927-28
Geary, Frank - 1973-74
Gearty, Steve - 1976-77-78
Gelt, Brian - 2000-01
George, Donald - 1957-58-59
George, Matt - 1994
Gerhard, Nick - 2018
Gibbs, Joe - 1961-62-63
Gibbs, Larry - 2010-11
Gilbert, Mike - 1974-75
Gilbreath, Monty - 1986-87-88-89
Gilliland, George - 1939-40
Gillis, Curtis - 1987
Gillison, Steve - 1984
Gilmore, Corey - 1983-84-85-86
Givan, Nolan - 2020
Glister, Rob - 1981-82
Glass, Max - 1936-37
Glaze, George - 1991-92-93
Glaze, Raymond Jr. - 1957-58
Glaze, Sebastian - 1990-91-92-93
Glenn, Donnie - 1977-78
Glenn, Ricky - 1979
Glover, Darcel - 1994-95
Glover, La'Roi - 1992-93-94-95
Godden, John - 1962-63-64
Goebel, Dave - 1980
Goetchius, Randy - 1977-78
Gomez, Alan - 2006
Gomez, Raul - 2000-01-02
Goodchild, Bill - 1940-41

Letter Winners



2023 SAN DIEGO STATE RECORD BOOK

Goodwin, Daryle - 1957
Gordert, Chris - 2011-12
Gordon, Dakota - 2014-15
Gordon, Japheth - 2012-13
Gordon, Lynn - 1962
Gorham, C.S. - 1921
Gorman, David - 2002
Gourdine, Damon - 1997-98-99
Gourdine, Daniel - 2000
Gradinger, Leo - 1979-80
Graff, Rob - 1986-87-88-89
Graham, Marty - 1996-97
Grant, Harold - 1931
Graves, Scott - 2012
Gray-Hayward, Adam - 2002-03-04
Green, Justin - 2001
Green, Robert - 1984
Greene, Aaron - 2021-22
Greene, Darrell - 2012-13-14-15
Gregorio, Andy - 2010
Gregorio, Robert - 2011
Gresoro, Max - 1959-60-61
Grider, Buss - 1978
Griffith, Gordon - 1971-72
Griffith, Robert - 1990-91-92
Grigsby, Reggie - 2003-04-05-06
Grimaud, Ronald - 1952
Gross, Morris - 1922-23-24, 26
Gudino, Dominic - 2017-18-19-21
Guillory, Darius - 2012
Gunther, Kurtis - 2008, 10-11
Gutierrez, Al - 1966
Gutierrez, Tim - 1993-94
Gutowski, Jay - 1953-54-55-56

H

Hageman, Donny - 2014-15
Hailey, Bryan - 1983-84-85-86
Hakim, Az - 1994-95-96-97
Halda, Mark - 1977-79-80
Hall, Adam - 2001-02-03
Hall, Darren - 2018-19-20
Hall, Darryl - 1979, 81
Hall, Noble - 2015-16-17-18
Halte, Donald - 1961-62-63
Hamilton, Lynell - 2003, 05-06-07
Hammerschmidt, Benn - 1937-38
Hammes, Richard - 1959-60
Hammitt, Bill - 1972-73
Hammitt, Bill - 1999-00
Hammond, Scott - 1993
Hammons, Jim - 1966
Hanawalt, Jim - 1988-89-90
Hancock, Cliff - 1966-67
Hancock, John - 1921-22-23-24
Hansen, Curtis - 1966-67
Hansen, Harold - 1927-28-29
Hansen, James - 1950
Hansen, Norman - 1959
Hansen, Rick - 1980-81-82
Hanzal, Brian - 1949
Hardaway, Charles - 1989
Hardy, Chris - 1983-84-85-86
Harmon, Buford - 1965-66
Harpole, Cameron - 2022
Harris, Clarence - 1937
Harris, Fred - 1994
Harris, Herman - 1921
Harris, Merton - 1990-91
Harris, Nolen - 2019
Harris, Vanessa - 2011-12-13
Harrison, Jonathan - 2021
Harrison, Robbie - 1981
Harvey, Derrick - 1980-82-83
Harvey, Jasper - 2002-03, 05
Harvey, Walt - 1937-38-39
Hastings, Reed - 1936-37
Hatch, Mike - 1996-97
Hathaway, Jones - 1921
Haughn, Dennis - 1972-73
Hawkins, Daryl - 1994-95
Hawkins, Tayler - 2017-18-19-20-21
Hawley, Dale - 1963-64-65
Hawley, Jack - 1999-00

Hayes, Billie - 1968-69
Hayes, Thomas - 1969-70
Hays, Carl - 1959-60
Haywood, Jerome - 1998-99-00-01
Hazel, Willard - 1953
Hazely, Jemond - 2012-14-15
Heather, George - 1999-00
Heaton, Leo - 1946, 48
Heggins, James - 1996-97
Heiborn, Arthur - 1921
Heicklen, Brandon - 2017-18-19
Heinz, Joe - 1990-91-92
Held, Paul - 1951-52-53
Held, Spencer - 1921-22
Helms, Bill - 1975-76
Helzer, Daniel - 1964
Hemmings, Dey Juan - 2007-08-09, 11
Hemp, Ralph - 1958
Hemphill, Charles - 1966-67
Henderson, Atiyah - 2006-07-08
Henderson, Bobby - 1973-74
Henderson, Jay - 2014-15-16-17
Henderson, Reuben - 1978-79-80
Henley, Jack - 1949-50-51
Henley, Sam - 1950
Henry, Danny - 1994-95
Henson, Steve - 1971
Herman, DJ - 2022
Hertsch, Neil - 1982-83
Herrill, Clair (Red) - 1949-50
Hershey, Jay - 1935-36
Hestor, Tom - 1921-22-23, 25
Hewitt, Hunter - 2009-12
Hewitt, Paul - 1987-88
Heyward, Christian - 2014-15
Hickman, T.J. - 2013-14
Hicks, Brad - 1982-83-84
Hicks, Harold - 1986
Higashi, Hideo - 1935, 37
Higgins, Clark - 1946
Higgins, Dennis - 1970-71
Higgins, Harry - 1952-53-54
Hight, Fred - 1971-72-73
Hight, Jim - 1966-67
Hildreth, James - 1927-28-29
Hill, Mike - 1977-78
Hill, Theron - 1995
Hillard, Lawrence - 1964-65
Hillman, Ronnie - 2010-11
Himphill, Kaelin - 2018-19
Hines, Sam - 2019
Hinton, Ken - 1975-76
Hitt, Travis - 1973-74-75-76
Hodge, Eric - 2005
Hoffman, Tom - 1962-63-64
Holder, King - 2011-12-13
Holder, Mikah - 2014-15-16-17
Holman, Damien - 2002
Holmes, Donny - 1976-77
Holmes, Vonnie - 2007-08
Holt, Peter - 1993-94-95-96
Home, Samson - 1972
Homesly, Bob - 1941
Hons, Cory - 1980
Hooper, Mike - 1984-85-86-87
Horn, Don - 1965-66
Horn, Romeo - 2007-08, 11
Houghton, Mike - 1999-00-01
Houston, Parker - 2016-17-18-19
Howard, Bob - 1965-66
Howard, Kwan - 2003-04-05-06
Howard, Thomas - 1999-00-01
Howell, Kevin - 1981-82
Howell, Lou - 1951
Hoyt, Loris - 1926
Hubbard, Warren - 1956
Huffaker, Charles - 1961
Hufford, Lyle - 1950
Hughes, Everett - 1956-57
Hughes, Jim - 1935
Hughes, Michael - 2004-05-06-07
Hull, James - 1957-58
Hull, Marc - 2004-05-06-07
Hunt, James - 1970-71

Huth, Eric - 1979-80
Hyatt, Mark - 1988

I

Iata, Ryan - 2000-01-03
Iavelli, Carl - 1966
Ibe, Mike - 1990-91
Ikonne, Eric - 2008
Imhof, Martin - 1971
Imo, Ed - 1976-77
Inge, Pete - 1976-77-78-79
Ingram, Johnathan - 1999-00-01-02
Ioja, Adrian - 1993-94-95-96
Iosefa, Trask - 2007-08-09-10
Irvin, Bill - 1939-40
Ismael, Keith - 2017-18-19

J

Jackson, Alfred - 1985-86-87-88
Jackson, Harold - 1956
Jackson, Joe - 1995-96-97-98
Jackson, Jonas - 1972-73
Jackson, Ken - 1972
Jackson, Monte - 1973-74
Jackson, Terry - 1975-76-77
Jacobs, Ambrous - 1966-67
Jacobs, Mel - 1974-75
Jacquet, Nathaniel - 1995-96
James, Lindsey - 1969-70
James, Scotty - 2006-07
Jantz, Jack - 1952-53
Jasmin, Chase - 2017-18-19
Jeffries, Kipp - 1990-91-92
Jenkins, Dennis - 1966
Jennings, Jim - 1988-89-90-91
Jennings, Marcus - 1978
Jensen, Kris - 1985-86
Jessop, Dave - 1931-32-33
Jessup, John - 1980-82
Jezulin, Mike - 1980-81
Johns, Edward - 1952-53-54
Johns, Nathan - 1965-66
Johnson, Alec - 2010-11-12
Johnson, Bob - 1974-75
Johnson, Buster - 1945
Johnson, Chris - 2022
Johnson, Chris - 1990-91-92-93
Johnson, Dwayne - 2017-18-19-20
Johnson, James - 1983-84
Johnson, Ken - 1925, 27-28
Johnson, Lucas - 2021
Johnson, Mark - 1975
Johnson, Scott - 1996-97-98-99
Johnson, Shane - 2000-02
Johnson, Taj - 1996-97
Johnson, Tim - 1977-78
Johnston, Dave - 1976
Jones, Christian - 2022
Jones, Darius - 2008
Jones, Darryl - 1997-98
Jones, George - 1995-96
Jones, Harry - 1931-32
Jones, Harry - 1959
Jones, Jason - 1995-96
Jones, Leonard - 1992-93-94
Jones, Robert - 1965-66
Jones, Steve - 1976
Jones, Tom - 1967
Jordan, Karl - 1957
Jordan, LaDrue - 1969
Jordan, Steve - 1970-71
Jorde, Steve - 1977-78
Joyner, Stephen - 1964-65
Judge, Eric - 2013-14-15-16
Jurk, Don - 1951-52
Justice, Jeremy - 2003-04
Justice, Walt - 1974-75
Justman, Patrick - 2004-05-06

K

Kaehler, Quinn - 2013-14
Kafka, John - 1968-69
Kahan, Charles - 1956
Kaho, Vai - 2020-21-22

Kahui, Kurt - 2002-03-04-05
Kalati, Mau - 1974-75
Kaiser, Jack - 1946-47-48
Kaiser, Robert - 1946, 48
Kalbach, Bart - 1986-87
Karno, Rich - 1978
Kaszycski, Ed - 1993-94
Katz, Ryan - 2012
Katzenmeyer, Dave - 1977-78
Kawulok, Matthew - 2006-07-08-09
Kazee, Damontae - 2013-14-15-16
Kazee, Walter - 2009-10-11-12
Kearney, Bryant - 1927
Keels, Mahbu - 2011-12
Keeseey, Dan - 1981
Keiaho, Freddy - 2002-03-04-05
Keil, Don - 1941
Kelley, Arthur - 1930-31
Kelley, Kyle - 2015-16
Kelly, Jack - 1940
Kelly, Cameron - 2014-15-16-17
Kelly, Leonard - 1964-65
Kelly, Percy - 1929
Kenion, Mike - 1980
Kentris, Jim - 1978
Kenyon, Bill - 1942
Kertel, Ed - 1974-75
Ketchum, Logan - 2009-10-11
Kiiby, Chris - 1983-84-85-86
King, James - 1958-59
King, Preston - 2009
Kinney, Cliff - 1964-65
Kirk, Randy - 1985-86
Kirovski, Tommy - 2001-02
Kirschner, Todd - 1978
Kita, George - 1939-40-41
Klatt, Bobby - 1973
Kleck, Bert - 1938-39-40
Kline, Andrew - 1996-97-98-99
Klnet, John - 1977-79-80
Knight, Dan - 1984-85
Knoles, Norman - 1932-33
Knutson, Mike - 1986-87
Koenig, Mark - 1991-92-93
Kofler, Matt - 1980-81
Kohn, Brandon - 2009
Kollar, Ward - 1981
Kopp, Frank - 1926
Korsmeier, Larry - 1961-62
Kos, Jay - 2000-01
Kothe, Elijah - 2018-19-20-21
Kottman, Dan - 2012
Kracalik, Mike - 2001-02-03-04
Kramer, Bill - 1973-74
Kravetz, Mike - 2004, 06-07
Krupens, Harold - 1956
Kruse, Bill - 1939-40-41
Kruzsch, Phill - 1941
Krzysiak, Pat - 1979-80
Kuljian, Tanner - 2020
Kushner, Bill - 1988
Kutsuris, Jon - 1985

L

Lakalaka, Ronley - 2015-16-17-18
Lakalaka, Seyddrick - 2018-19-20-21-22
Lamar, David - 2012-13-14
Lamar, James - 1977-78
Lambert, Mike - 1973
LaMonda, Zach - 2000-01
Lancaster, Jeff - 1967-68
Landis, Harold - 1945
Langley, Everett - 1970-71
Laolagi, Luke - 2006-07-08-09
LaPlant, Steve - 1975-76
Largent, Derek - 2012-13-14
Larsen, Stephen - 2001-02-03-04
Larson, Bo - 1976-77
Laskowski, Daniel - 1967
Latham, Huge - 1949-51
Laughton, Jim - 1982, 84-85
Lauter, Steve - 1984-85-86
Lavender, Joe - 1971-72
Lawanson, Sam - 1995-96

Letter Winners



2023 SAN DIEGO STATE RECORD BOOK

Lawson, Kent - 1962-63-64
Lawson, Ernie - 2007-08-09-10
Lay, David - 1961-62-63
Lealofi, Aloalii - 2003-04
Lecky, Jalil - 2019-20-21
Ledbetter, Jay - 1974-75
Ledford, William - 1956
Lee, Charles - 1932-33, 35
Leja, George - 1950-51
Lemker, Jeff - 1985-86
Lemon, Gabe - 2010-11-12-13
Leomiti, Carlson - 1990-91-92-93
Leomiti, Harry - 1980
Lessard, Isaac - 2016-17-18-19
Levi, Marcus - 2001
Levine, Bob - 1978-79, 81
Lewis, Claude - 1954-55-56
Lewis, Darrell - 1991-92-93
Lewis, Darryn - 2008-09-10
Lewis, Derrick - 1999-00-01
Lewis, Eric - 1995-96-97-98
Lewis, Jonas - 1996-97-98-99
Lewis, Reggie - 1975
Lightner, Dennis - 1966-67
Lily, Rick - 1965-66
Limahelu, Al - 1969-70
Limebrook, Dave - 1972-73
Linam, Delbert - 1952
Linares, Robert - 1952-53-55
Lindley, Ryan - 2008-09-10-11
Lizalde, Milo - 1964
Lobel, Blake - 2001-02-03-04
Lockett, Colin - 2010-11-12-13
Lomax, Trey - 2014-15-16-17
Long, Jerome - 2008-09-10-11
Long, Matt - 1980-81-82-83
Long, Max - 1954
Long, Victor - 1953-54
Lotulelei, Leka - 2020
Louis, John - 1990-91-92-93
Louis, Lance - 2004-05-07-08
Lovine, Allen - 1935-36
Lowery, David - 1991-92-93
Lucas, Bob - 1975
Luke, Anthony - 2017-18
Luster, Dave - 1985
Lynch, Mike - 2003
Lyon, Robert - 1951-52-53

M

Mack, Farrell - 1978
Macias, Edgar - 1996
MacKersie, Bill - 1942
Macon, Kevin - 1987-88-90-91
Macklin, Isiah - 2017-18
Madison, Ken - 1964-65
Magee, Albert - 1957-58-59
Magee, Jatavious - 2022
Magee, Donald - 1955-56-57
Mahmeister, James - 1946
Mailangi, Sefo - 2019-20-21
Maka, Va'ati - 2003-04
Malano, Mike - 1996-97-98-99
Malcolm, Marshall - 1951-53-55
Malone, Dezjhon - 2021-22
Mannhe, Sam - 1968-69
Manocchia, Nick - 1980
Manos, John - 1945
Mao, Tracey - 1988-89-90-92
Maples, Milton - 1988-89
Marchbanks, Ross - 2000-01
Marden, Chance - 2012
Marsala, John - 1976
Marshall, Gary - 1973-74-75-76
Martin, Brett - 2004-05-06-07
Martin, Deric - 1999-00-01
Martin, Dick - 1932
Martin, Joe - 2003-04-05-06
Martin, Larry - 1964-65
Martin, Saladin - 1977-78
Martinez, Chris - 2020-21
Mascan, Larry - 1973-74, 76
Masinick, Luke - 1983
Mason, Greg - 1972-73

Masaniai, Darrell - 2022

Masthay, Mauri - 1956
Mastin, Randy - 1978-79
Matamua, Mike - 2009, 11
Matheson, Doug - 1967
Mathie, Bill - 1938-39-40
Mathis, Ken - 1976-77
Mathis, Kendrick - 2014-15-16
Matthews, Jesse - 2019-20-21-22
Matuszewicz, Steve - 1988-89-91-92
Mauldin, Davion - 2008-09
Maultsby, Kevin - 1987-88
Maxey, Larry - 1989-90-91-92
Maxwell, DeAndre - 1992-93-94-95
Mayden, Jalen - 2022
Mayhew, David - 2000-01
Mayo, Joey - 1998-99
Maze, Terrell - 2003-04-05-06
McAuley, Mike - 1973
McBeth, Allen - 1960
McCartney, John - 1992-93-94-95
McChristian, Julius - 1994-95-96-97
McColl, Jim - 1939-40
McCoy, Lloyd - 1962-63
McCoy, Matthew - 2002-03-04
McCreery, Bill - 1925
McCreery, Bob - 1923-24-25
McCullough, Carl - 2003
McCutcheon, Freddie - 2002
McDaniel, Vernell - 1970
McDonald, Caden - 2018-19-20-21-22
McDonald, Cooper - 2022
McDonald, Dwight - 1974
McElvane, Isaiah - 2020-21-22
McFadden, Leon - 2009-10-11-12
McGee, Na'im - 2014-15-16
McGehee, Cecil - 1956-57-58
McGillis, Mike - 1974-75
McGuire, Andy - 1965
McGwire, Dan - 1989-90
McHargue, John - 1955-56
McKay, Mark - 1982-83
McKay, T.J. - 2005-06-07-08
McKechnie, Kevin - 1994-95-96-97
McKee, Dick - 1947
McKeever, Mac - 1982
McMichael, Jim - 1934-35-36
McMichael, Paul - 1931
McMorris, Patrick - 2019-20-21-22
McMorrow, Seamus - 2012-13-14
McNanie, Sean - 1982-83
McNeil, Rod - 1982-83
McNeill, R. (Gray) - 1997-98-99-01
McNeill, Mike - 1974
McNeill, Rodney - 1997
McPhatter, Ferman - 1949-50-51
Meagher, E. (Mike) - 1967-68
Mecham, Ben - 1996-97-98
Meek, Gary - 1969-70
Mejia, J.C. - 2003
Meeker, Joseph - 1961-62-63
Melifonwu, Fred - 2014
Mella, Rob - 1984
Mendenhall, Terry - 1969-70
Mendez, Edward - 1963-64
Mendez, Mario - 1961-62-63
Merchant, Bob - 1940-41
Meredith, Sam - 2011-12-13-14
Merino, John - 1970
Merrill, Bob - 1968-69
Merrill, Tom - 1994
Meschi, Dan - 1973-74
Metroka, Emil - 2006
Metzger, Art - 1936
Meyer, Dave - 1981-82
Micot, Eric - 2004-05
Mietz, Richard - 1982
Milbrand, Lance - 1983
Milke, G. (Bud) - 1948-49-50
Milks, John - 1963-64
Miller, Adam - 2004-05
Miller, Anthony - 2009
Miller, Bishop - 1999
Miller, Brook - 2002-03

Miller, Chris - 1971-72
Miller, Frank - 1971-72
Miller, Jeff - 1982-83
Miller, Jimmy - 2012
Miller, Kwayde - 2015-16
Miller, Mark - 1977-78
Miller, Robert - 2002-03, 06
Milling, Jerry - 2006-07-08-09
Mills, Lloyd - 2014-15
Milsan, Doel - 1940
Mims, Terry - 1986
Minor, Claudie - 1972-73
Minor, John - 1982-83-84-85
Mirabella, Thomas - 2022
Misch, Mike - 1989-90
Mitchell, Connor - 2018-19-20
Mitchell, DeAngelo - 1987
Mitchell, Ken - 1947
Mitchell, Kevin - 1979-80
Mitchell, Larry - 1970
Mitchell, Lonny - 1997-98-99
Mitchell, Mario - 1985-86-87-88
Monaco, Ron - 1981
Moneymaker, Robert - 1956
Montgomery, John - 1924, 27-28
Montgomery, Kalan - 2014-15-16
Montgomery, Marcus - 2006
Montler, Bonner - 1988
Moody, Dan - 1977-78
Moore, Aaron - 2006-07-08-09
Moore, Damon - 2017-18
Moore, Jason - 1994-95-96-97
Moore, Jermaine - 2002-03
Moore, Josh - 1994
Moore, Johnny - 1977, 79-80
Moore, Ken - 1983-84-85-86
Moore, Lonnie - 1979
Moore, Raymond - 1952-53, 56
Moore, William - 1969-70
Morales, Marco - 1982-83
Moran, James - 1950
Moran, Rich - 1980-81, 83-84
Morehouse, Ron - 1977-78
Moreno, David - 2000-01
Morgan, Jeff - 1981
Morris, Andre - 1969-70
Morris, Cree - 1990-91
Morris, David - 1964
Morris, Richard - 1958-59-60
Morris, Shane - 2008
Morrison, Al - 1921-22
Morrison, Kirk - 2001-02-03-04
Morrison, Ty - 1991
Morton, Lance - 1954
Moses, Clark - 1987-88-89
Moses, Clinton - 1952
Moses, Greg - 1972-73
Moses, Haven - 1966-67
Moss, Robert Jr. - 1958-59-60
Mosolf, George - 1931-32-33
Mott, DeWitt - 1921
Mott, Paul - 1924-25-26-27
Mougey, Darren - 2005-06-07-08
Meuhleisen, Gene - 1936-37
Muema, Adam - 2011-12-13
Muhammad, Aqeel - 1998-99
Mulholland, Pat - 1978
Mummy, Gene - 1953
Munson, Calvin - 2013-14-15-16
Murdock, Clayton - 1929-30
Murphy, Damien - 1996-97-98
Mwata, Allan - 2021
Myatt, Jerry - 1972-73
Myer, Richard - 1969-70

N

Nadon, Adrian - 1945
Napier, Sandy - 1970-71
Naylor, Casey - 2001-02-03
Neal, David - 1997-98
Neary, Mike - 1983-84
Nelson, Robert - 1956-57
Nelson, Robert - 2005
Ned, Larry - 1998-99-00-01

Nedd, DeAngelo - 2000-01-03
Negrete, Danny - 2003
Nelson, Peter - 2007-08-09
Nelson, Robert - 2006
Nelson, William - 1946
Nesvold, Al - 1942
Nettles, Bill - 1938-39-40
Nettles, Tom - 1966-67-68
Nettles, Tony - 1989
Nettles, Wayne - 1939-40
Nevarez, Steve - 2002
Neves, Kahi - 2020-21
Newlee, Barney - 1946-47
Newman, Ken - 1980
Newton, Robert - 1953-54-55
Nicholas, Danny - 1954-55
Nicholas, Osmond - 2011
Nichols, Bert - 1937
Nichols, Tony - 1989-90-91-92
Nicholson, Chester - 1950-51
Nicholson, Joshua - 2022
Nicholson, Scottie - 1998-99
Nielsen, Gawin - 1936-37
Nikos, John - 1978
Nielsen, Dan - 1995-96-97
Niu, Sai - 1987-88-89-90
Nixon, Chuck - 1984-85-86-87
Nixon, Torran - 1983-84
Noble, Lenicio - 2014
Nobles, Gary - 1981-82
Nogle, Darold - 1972-73
Norman, Derek - 1994
Nottbusch, Frank - 1932-33-34
Nuanez, Scott - 1983
Nunez, Jim - 1940
Nunn, Clarence - 1983, 85-86-87
Nwansi, Ornan - 2006-07
Nyberg, Jake - 1990-91, 93
Nygaard, Norm - 1952-53-54
Nyssen, Adam - 2003

O

O'Brien, Chris - 1984-85
O'Brien, Josh - 2010
O'Brien, Kevin - 1976
O'Brien, Thomas - 1953
O'Callaghan, John - 1984
O'Connell, Kevin - 2004-05-06-07
O'Connell, Thomas - 1927
Oatsvall, Scott - 1992
Odiorne, Dennis - 2002
Ogas, David - 1966-67
Ogas, Ray - 1968-69
Ohlin, Jerry - 1956-57-58
Ohnesorgen, George - 1973-74
Okpoko, Daniel - 2021-22
Olander, Byron - 1967-68-69
Olison, Rance - 1973-74
Oliver, Clarence - 1967-68
Oliver, Dominic - 2022
Oliver, Larry - 1977-78
Olubi, Segun - 2002-21
O'Mara, Jack - 1932-33-34
Onuoha, Dontrell - 2011-12-13-14
Onyeukwu, Chibu - 2017-18
Orange, Rickey - 1976-77
Ortega, Richard - 1951-52
Ortiz, Robert - 2002-03-04-05
Osborn, Nick - 2004-05-06-07
Osborne, Andy - 1996-97
Osgood, Kassim - 2002
Oslin, Michael - 1967-68
Otis, John - 1952
Overbaugh, Jeff - 2012-13-14-15
Overby, Ken - 1994-95
Overton, Dayna - 1995
Owens, Marv - 1970-71
Owens, Keith - 1989

P

Paopau, Junior - 1971
Palmer, Garrett - 2004-05-06-07
Palumbo, Paul - 1980
Paredes, Andre - 1981-82-83

Letter Winners



2023 SAN DIEGO STATE RECORD BOOK

Parchment, Dwayne - 2016
Parker, Charles - 1958
Parker, Larry - 2009-10-11
Parker, Ricky - 1993-94-95-96
Parker, Sherwood - 1941-42
Parker, Thomas - 1945
Parks, Lamont - 1987-88
Parma, Leon - 1948-49-50
Parrington, Trevor - 2004-05-06
Parris, Henry - 1922
Patterson, Zach - 1995
Paul, Morey - 1987-88-89-90
Pauu, Jack - 1970-71
Pavelko, Galen - 1969-70
Pavelko, Garret - 2000-01
Payne, Ceasar - 1969-70
Pearson, Dennis - 1977
Peck, George - 1941
Penman, Lonnel - 2002-03
Penny, Brionne - 2022
Penny, Rashaad - 2014-15-16-17
Pentoney, Lawrence - 1951-52
Penrose, Craig - 1974-75
Penuelas, Frank - 1936-37
Penwarden, Roy - 1938
Perez, Abelardo - 2010-11
Perez, Jose - 2008-09-10
Perkov, Kent - 1977-78
Perry, Jason - 2001
Perry, Larry - 1981
Perry, Robert - 1923
Perry, Robert - 1972
Person, Jerry - 1979-80
Peters, Alton - 1947-48
Peterson, Dave - 1962-63-64
Peterson, Elmer - 1932
Peterson, Eric - 1994
Peterson, Harold - 1950
Peterson, Jim - 1972
Peterson, Randy - 1987-88
Peterson, Ray - 1992-93-94-95
Peterson, Werner - 1927-28-29
Petties, C. (Neal) - 1961-62-63
Pettitt, Duane - 1983-86
Phillips, Sergio - 2014-15-16
Pierce, Sean - 1997-99-00
Pieri, Damon - 1990-91-92
Pierson, Gary - 1975
Pierson, William - 1968-69
Pieson, Curt - 1990-91
Pifer, Del - 1968-69
Pine, Thomas - 1950
Pinkins, Braxton - 1955-56-57-58
Pinkins, Eric - 2009, 11-12-13
Pino, Chris - 2004-05
Piper, Marvin - 1947
Pittman, Wayne - 1991-92-93-94
Pitts, Chester - 1999-00-01
Pitts, Devin - 2003-04
Pitts, Paul - 2015
Platt, Brad - 1988
Plum, Jim - 1983-84-85-86
Poe, James - 1964
Pohl, Julian - 1921-22
Poluzzi, Louis - 1941-42
Pompa, Michael - 1967-68
Poole, Terry - 2013-14
Pope, Ryan - 2016-17-18
Pope, Sheldon - 1996-97-98-99
Porter, Brandon - 2013-14
Porter, Ramal - 2003-04-05-06
Poumele, Faleselau - 2001-03-04-05
Powers, Ellis - 1983-84-85
Preciado, Marcus - 1990
PREFontaine, Noel - 1995-96
Preisler, Eddie - 1939-40
Preston, Andrew - 2007-08-09-10
Preston, Art - 1949-50-51
Price, Chase - 2012-13-14-15
Price, David - 1985
Prim, Gary - 1973-74
Printy, Ted - 1999
Proctor, Thomas - 1961
Prokop, Phillip - 1951-52-53

Provensal, Chad - 1991-92
Pruitt, Aaron - 1993
Pulice, Frank - 1988
Pumphrey, Donnel - 2013-14-15-16
Purkins, John - 1949-50-51
Pyles, James - 1955-56

Q

Quigley, Bryce - 2010-11-12-13
Quinlan, Volney - 1951
Quinones, Erik - 2009

R

Raab, Jacob - 2021
Raaka, Bill - 1934-35
Rachow, Judd - 1989-90-91
Radley, Lucky - 2014
Radovich, Nick - 1947
Rager, Brandon - 2002-03
Rahill, Kevin - 1986
Ramage, Scott - 1981-82
Ramos, Leo - 1981
Rand, Jack - 1932-33-34
Randall, Sakimo - 1999-00-01
Rash, Dick - 1941
Rasmussen, Jeffrey - 1969-70
Ray, LaVance - 2002-03
Raye, Jimmy - 1988-89-90
Rayford, Bennie - 1976
Rea, Donnie - 1969-70
Reagan, Ralph - 1975-76
Redman, Mark - 2022
Reed, Doug - 1981-82
Reed, Michael - 1970-71
Reed, Troy - 1986
Reed-Martin, Kerry - 1985-86-87-88
Reeder, Rick - 1980-81
Reedy, Monty - 1974-75
Reese, Dean - 1975
Reisinger, Bob - 1985
Reyes, Jesus - 1996-97-98
Reyes, Kristian - 2022
Reynolds, R. (Tom) - 1969-70-71
Ricardo, Benny - 1973-74
Riccobono, Joe - 1947-48
Rice, Owen - 1932-33-34
Richards, John - 1946
Richards, Todd - 1984-85
Richardson, Darryl - 2016-17
Richardson, Frank - 1954-55
Richardson, Isaiah - 2019-20-21
Richardson, Rickey - 1977-78
Richet, Stuart - 1925
Richey, Kevin - 1979-80-81-82
Ricketts, Bob - 1941
Ricketts, Kenneth (Ed) - 1950-51
Ricks, Randy - 2015
Ridge, Houston - 1965
Rimbach, Bev - 1945
Rinehart, Mike - 1983
Ring, Dave - 1980-82
Rische, Tom - 2010
Ritter, Jared - 1999-00-01-02
Rivera, Emilio - 2008-09, 11
Robb, Jack - 1925-26-27
Robb, Wesley - 1951-52-53
Robbins, Al - 1942
Robbins, Val - 1941-42, 46
Roberts, Adam - 2011-12-13-14
Roberts, Don - 1981-82
Roberts, Evan - 1932
Roberts, Mark - 1991-92-93
Roberts, Patrick - 1960-61-62
Robertson, Jon - 1969-70
Robinson, Preston - 1951
Robinson, Steve - 1994-95-97
Robinson, Will - 2004-05-06-07
Robles, Dylan - 2000-01
Rochelin, Julian - 2015-16
Rockold, Joe - 1960-61
Rodahoffer, Chris - 1991-92-93
Rodriguez, Paul - 2014
Rodriguez, Albert - 1998
Rodriguez, Andy - 1968-69-70

Rodriguez, Armando - 1945
Rodriguez, Paul - 2012
Roe, Matt - 1993-94
Roemer, Tyler - 2017-18
Roeszler, Greg - 1977-78
Rogers, Bob - 1947-48
Romain, Pierre - 2012-13-14-15
Romero, Gary - 1961-62
Romig, Jim - 1956-57-58
Rosales, Antonio - 2015-16-17
Ross, Alden - 1922
Ross, Wayne - 1984-85-86-87
Roth, Bill - 1925
Rouser, Eric - 2005-06
Rowe, Patrick - 1987-88-90-91
Rowe, Ray - 1988-89-90-91
Royal, Don - 1963-64-65
Rudisill, Steve - 1991
Rudolph, Jay - 2020-21-22
Ruffa, Ed - 1923-24-25-26
Ruffin, Ezell - 2012-13-14
Lulon, Tom - 1982-83
Rumsey, Bill - 1928-29-30
Runyon, Richard - 1954-55
Russell, Bob - 1941
Russell, Brian - 1998-99-00
Russell, Marcus - 2011
Russell, Shane - 2005
Russell, Robert - 1952-53
Russo, Sam - 1921-22, 24
Rutley, Mark - 1982
Ryan, Robbie - 2001-02-03
Ryan, Robert - 1922
Rymer, Steve - 1976
Rzeznik, M.J. - 1996-97-98

S

Sagapolutele, Pio - 1988-89-90
Salaam, Ephraim - 1995-96-97
Salcedo, Joe - 2015-17
Salingier, Paul - 1962
Sampson, Clinton - 1981-82
Sampson, DeMarco - 2005, 08-09-10
Sanchez, Jon - 2012-13-14
Sandford, Nick - 2006-07-08-09
Sandifer, Dominique - 2009-10, 12
Sandin, Michael - 1960
Sandoval, Armando - 1997
Sandusky, George - 1975
Sandusky, Jim - 1983
Sang, Derek - 1989-90
Sanger, Jerry - 1958-59
Santifer, Derek - 1987
Santoro, Seth - 2003
Santos, Antonio - 1996-97
Santos, Joe - 1988-89
Santos, Todd - 1984-85-86-87
Savage, Bob - 1978
Savorn, Jason - 1990-91-93
Sawaya, Al - 1956-58
Saxon, Mike - 1982-83
Schacklett, John - 1959-60
Schaefer, Chris - 1978
Schakel, Larry - 1966-67
Schantz, Andrew - 2005-06
Scheel, Lyman - 1921
Scheid, Pat - 1971-72
Schevings, Albert - 1923-24
Schilens, Chaz - 2004-05-06-07
Schimpf, Larry - 1956-57-58
Schlick, Dave - 1987-88
Schmautz, Raymond - 1964
Schmidt, Mike - 2006-07-08
Schmidt, Steve - 2005, 07
Schmidt, Taylor - 2004-05
Schmitt Tyler - 2004-05-06-07
Schraeder, Vernon - 1931-32
Schweitzer, Ed - 1971-73
Scoggins, Craig - 1965-66
Scott, Bill - 1982-83
Scott, Darnay - 1991-92-93
Scott, Mark - 1999
Scott, Rashad - 2018-19-20
Scroggins, Ed - 1971-73

Scudday, Brian - 1978, 80-81
Seabaugh, Todd - 1981-82
Seau, Micah - 2013
Sedberry, Stan - 2012-13
See, Elmer - 1926
Seiner, Bob - 1981-82
Sefton, Walt - 1936-37
Semenik, Alex - 1992-93
Seminario, Joe - 1940-41-42
Sevier, Wayne - 1961-62
Shank, Robert - 1957-58-59
Shankle, Damian - 2009
Shanks, Austin - 1983-84
Shapiro, Zachary - 2008-09
Sharp, Wintson - 1974
Sharpe, Ricky - 1999-00-01-02
Shavers, Tyrell - 2021-22
Shaw, Buck - 1980, 82
Shaw, Dennis - 1968-69
Shaw, Justin - 2008
Shaw, Mekhi - 2021-22
Shaw, Mike - 1973
Shawcroft, Michael - 2019-20-21-22
Shea, Paul - 1928
Shearer, Curtis - 1992-93-94
Shellabarger, J. (Tom) - 1969-70
Shelard, Morris - 1941-42, 46
Sheriff, Lon - 1999-00-01-02
Shields, Bryan - 2010
Shields, D.J. - 2009-10-11-12
Shoate, Jeff - 2001-02-03
Sholten, Ray - 1965
Shreve, James - 1931
Shrewsbury, Marvin - 1945
Shults, Robert - 1990-91
Shumate, Colin - 2010
Shy, Don - 1965-66
Sibbert, James - 1960
Siluano, Rene - 2010-11-12-13
Silva, Alberto - 1957-58
Silverthorn, Rick - 1978
Simcox, John - 1946-47-48
Simmons, Dick - 1947-48-49
Simmons, Garric - 2000-01-02
Simmons, Jim - 1949
Simmons, Josh - 2022
Simmons, Peter - 1949-50-51
Simmons, Ryan - 2016
Simmons, Roy (Mike) - 1947
Simmons, Warren - 1961-62-63
Simnjankovski, Brian - 1999-00-01-02
Simpson, Hugh - 1954-55
Simpson, Randy - 1965
Sims, Chet - 1970
Sims, Jim - 1938-39-40
Sims, Mark - 1973-74
Sims, Nassir - 2021
Simunec, Steve - 1975
Sinclair, Alan - 1977-78
Sipe, Brian - 1969-70-71
Siragusa, Nico - 2013-14-15-16
Siraton, Moose - 1938
Sisco, Justin - 1999-00
Skaggs, Craig - 1985-86-87
Skoog, Jack - 1987-88
Stack, Ron - 1986-87-88-89
Slater, Birt - 1949-50-51
Slater, Pearce - 2014-15
Slaughter, Webster - 1984-85
Slavin, Ben - 1935-36
Smerdon, William - 1952
Smith, Aubrey - 2008
Smith, Avey - 1951-52
Smith, Charles - 1925-26-27, 29
Smith, Ed - 1925
Smith, Edward - 1957
Smith, Frank - 1948
Smith, Frank - 1942
Smith, Gene - 1945
Smith, George - 1960
Smith, Jordan - 2012-13-14
Smith, Kevin - 1986
Smith, Kobe - 2018-19-20
Smith, Malik - 2013-14-15-16

Letter Winners



2023 SAN DIEGO STATE RECORD BOOK

Smith, Maxwell - 2015
Smith, Mike - 1997
Smith, Nick - 2006
Smith, Phil - 1981-82
Smith, Ron - 2016-17-18
Smith, Ronnie - 1976-77
Smith, Shawn - 1992-93
Smith, Turaj - 1990-91-92-93
Smith, Tairou - 1997-98-99
Smith, Zach - 1992-93-94-95
Smorin, Leonard - 1954-55
Smyth, Ed - 1935-36
Sneed, Kevin - 1974
Snyder, Ky - 1982
Snyder, Waddell - 1951
Sokoloski, Kelsey - 2007-08
Solari, Mike - 1975-76
Sommers, Bob - 1937
Soto, Jonathan - 2005, 07-08-09
Spalding, Kyle - 2018-19-20
Spears, Ron - 1979-80
Speer, George - 1952
Spek, Jeff - 1983
Spencer, Neil - 2007, 10
Spencer, Waika - 2006-07-08
Spillane, Greg - 1996-97-98-99
Spinello, Mike - 1988
Spinks, Brian - 2006
Spitler, Garold - 1941-42, 46
Squires, John - 1922-23
Stablein, Jerry - 1979, 81
Staggs, Jeff - 1965-66
Stahlfeld, Edward - 1922, 24
Stahovich, Brian - 2008-09-10-11
Stahr, Dallas, Jr - 1969-70
Stallings, Ramondo - 1990-91-92-93
Stamps, Marcus - 2014-15
Standridge, Leon - 1964-65
Stapler, Steve - 1978-79
Staples, Clark - 1954-55
Stark, Victor - 1962-63
Stauber, James - 1961-62-63
Steen, Terrill - 1990-91-92-93
Steigner, Martin - 1967-68
Stein, Roger - 1935-36
Stenson, David - 1961-62-63
Stephenson, Eugene - 1923-24
Stephenson, George - 1958
Stevens, George - 1952
Stevens, Khalid - 2010-11
Stevens, Mike - 1982-83-84-85
Steward, Eddie - 1970-71
Steward, Ronald - 1953-54
Stewart, Brad - 1974
Stewart, Floyd - 1950-51
Stewart, Justin - 2000
Stewart, Michael - 2007
Stinnet, Ken - 1970
Stokes, Zac - 1990-91
Storrs, Bruce - 1970-71
Stricklin, Will - 2017-18
Stuart, Samuel - 1960
Stubbs, Jim - 1936
Stubblefield, Ray - 1966
Sturm, Brett - 2003-04-05-06
Styles, Clifton - 2019
Subis, Nick - 1987-88-89-90
Sulick, Tim - 1996-97
Sullivan, Brandon - 2007-08-09-10
Sullivan, TJ - 2019-20
Sutton, Dennis - 1971-72
Sutton, Eric - 1991-92-93-94
Svitenko, Steve - 1984-85
Sykes, Gerald - 2002-03
Symington, James - 1958-59-60
Swain, Brett - 2004-05-06-07
Swaney, Jason - 1989-90

T
Tai, Sam - 2016
Tamamasui, Tal - 1984-85
Tandberg, Nate - 1997-98-99-00
Tarleton, Michael - 1957-58, 60
Tarr, Alfred - 1921-22

Tate, Will - 1990-91-93
Tauanuu, Jacob - 2009-10
Tavai, Jonah - 2019-20-21-22
Tavai, Justus - 2022
Taylor, Bill - 1978
Taylor, Dylan - 2022
Taylor, Gary - 1989-90-91-92
Taylor, Greg - 2001
Taylor, Robert B. - 1978-79
Taylor, Robert E. - 1979-80
Taylor, Steve - 1964-65-66
Tegio, Mark - 1985-86
Tenhaeff, Nick - 2010-11-12-13
Tereschuk, Pete - 1975
Tezino, Kyahva - 2016-17-18-19
Thoemmes, Wade - 1986
Thomas, Cameron - 2019-20-21
Thomas, Joe - 1978-79
Thomas, Jordan - 2010-11-12-13
Thomas, Ron - 1973
Thomas, Zachary - 2017, 2019-20-21
Thomerson, Jack - 1961
Thompson, Alan - 1972-73-74
Thompson, Alex - 2004-05
Thompson, Craigus - 1993-94-95-96
Thompson, Eric - 1989
Thompson, Fred - 1952
Thompson, Jesse - 1949-50-51
Thompson, Norman - 1937-38-39
Thompson, Tariq - 2017-18-19-20
Thompson, Tracy - 1982-83-84-85
Thompson, Trenton - 2016, 2018-19-20-21
Thompson, Tyson - 2002
Thorn, Tim - 1972-73-74
Thorne, Matt - 1998
Thornton, David - 1966-67
Thrash, Ron - 1970-71
Timmons, Bill - 1937-38-39
Toccagino, Giovanni - 1998
Toledo, Jon - 2006-07, 09
Tolver, G. (J.R.) - 1999-00-01-02
Tom, Doug - 1993-94-95
Tomlinson, Robert - 1946-47-48-49
Toop, Greg - 1985
Tracy, Hal - 1939
Trakas, Andy - 1989-90-91-92
Tremblay, John - 1975
Trevillion, Fred - 2014, 2017-18
Trevis, Gilbert - 1976
Trickey, Beau - 2000-01-02-03
Triplett, Gary - 1986, 88
Trott, Mike - 1971-72
Trujillo, Frederick - 2010-11-12
Truvillion, James - 1998-99-00, 02
Truxton, Quest - 2016-17
Tuiaana, Samida - 1987-88
Tuipala, Joseph - 1995-96-97-98
Tumblin, Noah - 2020-21-22
Turley, Kyle - 1994-95-96-97
Turner, Dakota - 2014-15-16-17
Turner, David - 1976-77
Turpen, Joseph - 1967

U
Uipi, Sikoti - 2000, 2002
Ulibarri, Josh - 2008
Uluave, Alama - 2018-19-20-21-22
Ulugalul-Maseulij, Ross - 2022
Umuolo, Alston - 2007-08-09, 11
Underwood, Marviel - 2001-02-03-04
Uttecht, Alvin - 1967

V
Van, Jason - 2000-01-03
Van Gorkum, Leon - 1969-70
Van Leeuwen, Wm. - 1968-69
Van Raaphorst, Bill - 1995-96
Vance, Mike - 1980-81
VanderSluis, Ron - 1976-77
Vanoni, Al - 1936-37-38-39
Varney, Joe - 1921
Vasquez, Armando - 1965-66
Vasquez, A. (A.J.) - 1968-69
Vaughn, Billy - 2014-15-16

Vaughn, Robert - 1961-62
Venuta, Vic - 1975
Ventura, Manuel - 1957
Vassey, Tom - 1977
Vazquez, Grady - 2019
Victor, Brant - 1978
Victoria, Adam - 1971, 72
Vierra, John Jr - 1957
Vincent, Mike - 1988
Vincent, William - 1951-52
Vizzi, Tim - 2012-13
Voorhis, Walt - 1983-84
Vradenburg, Todd - 1988

W
Wade, Josh - 2009-10, 12
Walcott, Kevin - 2015-16
Walden, Delbert - 1945
Walker, Al - 1953-54
Walker, Earl - 1940
Walker, Jake - 2004
Walker, Johnny - 1988-89-90
Walker, Noval - 1930-31-32
Walker, Owen - 1939-40
Walker, T.S. - 1936-37
Wallace, Jack - 1934
Wallace, Roberto - 2007-08-09
Walton, Delbert - 1927-28
Walton, Whip - 1974-75-76-77
Ward, Bruce - 1970-71
Ward, Herbert - 1936-37
Ward, Terrell - 1977-78
Wardell, Leroy - 1984-85
Warren, Darryl - 1989
Warren, Don - 1977-78
Warren, Gilbert - 1961-62-63
Warren, Glenn - 1930-31-32
Warren, Vince - 1982-83-84-85
Warring, Kahale - 2017-18
Washington, H. (Ted) - 1966-67
Washington, Juwan - 2016-17-18-19
Washington, Mike - 1979
Waters, Mike - 1983-84
Watkins, Jermaine - 1998-99
Watley, Ira - 1973-74
Watson, Adam - 2003
Watson, Jeff - 1979-80
Watson, Jordan, 2015
Watson, Justin - 1995-96-97
Watters, Willie - 2009
Weathers, Carl - 1968-69
Webb, Bob - 1942
Webb, Dick - 1937-38-39
Webb, Jeff - 2001-03-04-05
Weber, Richard - 1967-68
Weems, Craig - 1993-94-95
Weller, Wendell - 1949
Wells, David - 2014-15-16-17
Wells, Kevin - 1985-86-87-88
Wells, Mike - 1982-83
Wells, Remond - 1980
Wenzel, Ralph - 1964-65
Werley, Robert - 1945
Wesber, Darius - 1998-99
Wesley, Mekell - 2006-07-08-09
Wesselman, John - 1987-88-89
West, James - 1923-24
West, Robert - 1970-71
Westling, Drew - 2008
Weymiller, Toby - 1989-90
Whelan, James - 1954-55
Whigham, Frank - 1941
Whitaker, Frank - 1941
White, Dana - 1974-75
White, Howard - 1942
White, James - 1970
White, John - 1976
White, Kyron - 2020-21-22
White, Terry - 1974
Whitefield, Hershell - 1965-66
Whitfield, Barry - 1984
Whitley, Wayne - 1957-58-59
Whitman, Robert - 1995-96
Whittaker, J.J. - 2013-14-15

Whittington, David - 1959-60
Wilder, Mike - 1983-84-85-86
Wilks, Jim - 1980
Williams, B.J. - 2007-08-09-10
Williams, Brad - 1979-80-81
Williams, Chris - 1998-99-00
Williams, Derrick - 1988-89
Williams, George - 1980-81
Williams, Henry - 1977-78
Williams, John - 1965-66
Williams, Jeryl - 1986-87
Williams, Kaegun - 2018-19-20-21
Williams, Keith - 1990-91-92-93
Williams, Mike - 1998-99
Williams, Ray - 1975
Williams, Ross - 2011
Williams, Thomas - 1967-68
Williams, Wesley - 2003-04
Williamson, Greg - 1984-85-86
Williford, Sam - 1991-92-93
Willis, Don - 1973-74
Wilson, Alex - 2018-19-20
Wilson, Art - 1928-29
Wilson, Charles - 1934
Wilson, Eric - 2019-20
Wilson, Gary - 1966-67
Wilson, George - 1921-22
Wilson, Harlan - 1927-28
Wilson, Jack - 1929
Wilson, Ted - 1932-33-34
Wilson, Tim - 2017-18
Wilson, Milt - 1986-87-88-89
Wilson, Thomas - 1945, 48-49-50
Windham, Daniel - 1995-96
Wingo, Donnell - 1982
Winkler, Richard - 1961
Wintermeyer, Ryan - 2021-22
Wittler, Jon - 1965-66
Wolf, James - 1960
Wollenhaupt, Dave - 1945
Wood, Alonzo - 1955-56
Wood, Ernest - 1967-68
Woods, Kyree - 2016-17-18-19
Woodard, Glen - 1952-53-54
Woodard, Lon - 1968-69
Woodruff, Pat - 1985
Woollch, Ray - 1975
Woolsey, Chad - 2017-18
Worden, Stewart - 1942, 46-47
Wortiska, Charlie - 1974-75
Wright, Alva - 1971-72
Wright, Brandon - 2012
Wright, Clark - 1967-68
Wright, Joey - 2022
Wright, Nate - 1967-68
Wright, T.C. - 1990-91
Wright, Tyron - 1994-95
Wu, James - 1997-98
Wulfemeyer, Tim - 1971-72
Wulff, Lee - 1922-23
Wurth, Tom - 1989
Wyatt-Thayer, Austin - 2015-16

Y
Yamamoto, John - 1928-29-30
Yamamoto, Paul - 1931-32
Yarberry, George - 1945
Yarbrough, Darryl - 1978-79-80-81
Yarbrough, Marcus - 2007-08-09-10
Yates, Russell - 1930
Yoshida, Lane - 2008-09
Young, Antwone - 1997-98-99
Young, Chad - 2010-11-12-13
Young, David - 1955
Young, Ralph - 1923-24
Youngs, Tyrone - 1970-71
Yount, Jack - 1935-36

Z
Ziegler, Marc - 1991-92-93-94
Zinser, Glenn - 1937-38
Zumstein, Louie - 1991, 93-94

Bold indicates a current Aztec on the 2023 roster

All-Time Scores



2023 SAN DIEGO STATE RECORD BOOK

1921 4-6; 1-3 SCJCC (4TH)

Home: 4-3, Away: 0-3
Head Coach: C.E. Peterson

10/1	Army-Nav. Academy J.C.	W	6-0
10/6	Reserve Destroyers	L	0-3
10/13	U.S.S. Birmingham	L	0-14
10/15	Naval Air	L	7-12
10/19	U.S.S. Birmingham	W	14-6
10/21	Army-Navy Academy	W	12-0
10/28	at Santa Ana J.C.*	L	0-26
11/4	at Fullerton J.C.*	L	0-20
11/21	Chaffey J.C.*	W	14-0
11/19	at Riverside J.C.*	L	7-19
Total Points			60-100

1922 6-4; 4-0 SCJCC (1ST)

Home: 3-4, Away: 3-0
Head Coach: C.E. Peterson

9/19	San Diego Marines	W	18-0
9/22	Coronado H.S.	W	39-0
9/26	Fleet Air	L	6-7
9/30	Occidental College	L	7-33
10/7	UCLA	L	6-25
10/21	Whittier College	L	7-33
11/4	at Santa Ana J.C.*	W	50-0
11/10	at Fullerton J.C.*	W	31-0
11/24	Riverside J.C.*	W	20-6
11/30	at Chaffey J.C.*	W	6-0
Total			191-104

1923 8-2; 2-0 SCJCC (1ST)

Home: 7-1, Away: 1-1
Head Coach: C.E. Peterson

9/29	U.S.S. Melville	W	10-3
10/6	Occidental	L	7-33
10/13	at UCLA	L	0-12
10/19	San Diego Marines	W	14-3
10/27	at Riverside J.C.*	W	39-3
11/3	Santa Barbara State	W	38-13
11/12	Santa Ana J.C.*	W	26-6
11/17	San Diego Marines	W	34-7
11/24	La Verne	W	27-0
11/29	Fresno State	W	12-2
Total			207-82

1924 7-1-2; 3-0 SCJCC (1ST)

Home: 5-0-1, Away: 2-1-1
Head Coach: C.E. Peterson

10/4	San Diego Marines	W	30-0
10/11	California Christian	W	54-6
10/18	Redlands	W	13-0
10/25	at La Verne	T	7-7
11/1	Riverside J.C.*	W	6-0
11/5	at El Centro J.C.*	W	58-0
11/8	at Santa Barbara State	W	42-6
11/15	UCLA	T	13-13
11/22	Santa Ana J.C.*	W	26-14
11/27	at Fresno State	L	0-7
Total			249-53

1925 5-3-1; INDEPENDENT

Home: 3-2-1, Away: 2-1
Head Coach: C.E. Peterson

9/26	at UCLA	L	0-7
10/3	at Redlands	W	10-0
10/25	Caltech	W	10-6
10/24	Whittier	W	24-0
10/31	Loyola	L	9-13
11/7	at Santa Barbara State	W	10-0
11/14	San Diego Marines	T	14-14

11/21	California Christian	W	14-6
11/26	La Verne	L	7-13
Total			108-59

1926 3-4-1; 1-3-1 SCIAC (7TH)

Home: 3-2-1, Away: 0-2
Head Coach: C.E. Peterson

10/2	at Pomona*	L	6-20
10/9	at UCLA*	L	7-42
10/16	Redlands*	W	14-9
10/23	California Christian	W	21-16
10/30	Fresno State	L	7-28
11/6	Santa Barbara State	W	16-0
11/13	La Verne*	T	7-7
11/25	Whittier*	L	0-28
Total			78-150

1927 4-3; 2-3 SCIAC (T-5TH)

Home: 2-2, Away: 2-1
Head Coach: C.E. Peterson

10/1	California Christian	W	71-0
10/8	at Redlands*	W	32-0
10/15	Caltech*	L	13-17
10/29	Pomona*	L	12-18
11/5	at Whittier*	L	7-25
11/12	at Santa Barbara State	W	16-13
11/24	La Verne*	W	39-6
Total			190-79

1928 3-3; 2-3 SCIAC (5TH)

Home: 2-2, Away: 1-1
Head Coach: C.E. Peterson

10/13	Occidental*	L	7-20
10/27	Whittier*	W	34-12
11/3	at California Christian	W	18-13
11/10	La Verne*	W	40-0
11/17	at Pomona*	L	0-27
11/29	Caltech*	L	12-33
Total			111-105

1929 3-5; 1-5 SCIAC (6TH)

Home: 3-3, Away: 0-2
Head Coach: C.E. Peterson

9/28	California Christian	W	26-18
10/5	at Whittier*	L	7-13
10/12	at Redlands*	L	0-7
10/19	Santa Barbara State	W	7-6
11/2	Occidental*	L	0-20
11/9	La Verne*	W	35-0
11/6	Pomona*	L	0-13
11/28	Caltech*	L	6-19
Total			81-96

1930 5-4; 3-3 SCIAC (3RD)

Home: 3-4, Away: 2-0
Head Coach: W.B. Harreid

9/25	San Diego Marines JV	W	39-0
10/3	at Pomona*	W	6-0
10/11	California Christian	W	19-0
10/17	at Occidental*	W	14-7
10/25	La Verne*	W	14-6
11/1	Whittier*	L	13-19
11/8	Redlands*	L	0-6
11/15	Submarines Pacific	L	7-13
11/27	Caltech* (HC)	L	0-20
Total			112-71

1931 5-3-2; 2-2-1 SCIAC (T-4TH)

Home: 0-3-2, Away: 5-0
Head Coach: W.B. Harreid

9/19	Alumni	T	0-0
9/25	at Arizona	W	8-0
10/2	at California Christian	W	27-0
10/9	Occidental*	L	2-13
10/16	Redlands*	T	6-6
10/23	at Whittier*	W	7-0
10/31	at Pomona*	W	6-0
11/11	San Diego Marines	L	0-13
11/26	Caltech* (HC)	L	0-13
12/5	at Fresno State	W	15-0
Total			71-45

1932 3-5-1; 2-4-1 SCIAC (5TH)

Home: 2-4-1, Away: 1-1
Head Coach: W.B. Harreid

9/23	Santa Barbara State*	L	2-6
10/1	at Pomona*	W	13-0
10/8	La Verne*	L	12-15
10/22	Occidental*	T	0-0
10/28	at Redlands*	L	6-19
11/5	Whittier*	L	14-19
11/11	San Diego Marines	L	0-14
11/19	Arizona	W	13-0
11/26	Caltech* (HC)	W	20-0
Total			80-72

1933 4-4-1; 4-2-1 SCIAC (4TH)

Home: 2-2, Away: 2-2-1
Head Coach: W.B. Harreid

9/23	at UCLA	L	0-13
9/30	San Diego Marines	L	0-34
10/6	at Whittier*	T	0-0
10/14	Pomona*	W	10-0
10/20	at La Verne*	W	6-0
10/27	Redlands*	L	0-13
11/10	at Santa Barbara State*	W	6-0
11/18	at Occidental*	L	0-12
11/25	Caltech* (HC)	W	37-0
Total			59-72

1934 3-5-1; 2-1-1 SCIAC (2ND)

Home: 2-3, Away: 1-2-1
Head Coach: W.B. Harreid

9/22	at UCLA	L	0-20
9/28	at Arizona	L	0-7
10/6	Army-Nav. Academy J.C.	W	19-7
10/13	Occidental*	W	20-7
10/19	at La Verne*	T	0-0
11/3	Whittier*	L	6-26
11/10	Loyola	L	3-19
11/17	at Redlands*	W	7-6
11/29	Arizona State	L	6-14
Total			61-106

1935 3-4-1; 2-2-1 SCIAC (T-3RD)

Home: 3-2-1, Away: 0-2
Head Coach: Leo Calland

10/5	Santa Barbara State*	T	7-7
10/12	Occidental*	L	0-7
10/19	La Verne*	W	14-6
10/25	at Whittier*	L	0-13
11/9	Loyola	W	6-0
11/16	Redlands*	W	13-7
11/28	at San José State	L	9-24
12/7	Pacific	L	6-19
Total			55-83

All-Time Scores



1936 6-1-1; 5-0 SCIAC (1ST)

Home: 4-1, Away: 2-0-1
Head Coach: Leo Calland

10/3	Occidental*	W	7-0
10/10	La Verne*	W	35-6
10/17	at Redlands*	W	27-7
10/24	San José State	W	14-6
10/31	at New Mexico State	T	7-7
11/11	San Diego Marines	L	0-14
11/21	Santa Barbara State* (HC)	W	9-8
11/28	at Whittier*	W	19-14
Total			118-62

1937 7-1; 4-1 SCIAC (1ST)

Home: 5-1, Away: 2-0
Head Coach: Leo Calland

10/2	Occidental*	W	3-0
10/9	Whittier*	W	6-0
10/16	La Verne*	W	26-0
10/23	New Mexico State	W	20-0
11/6	Redlands* (HC)	L	9-10
11/11	San Diego Marines	W	6-0
11/20	at Santa Barbara State*	W	13-0
11/25	at San José State	W	7-6
Total			90-16

1938 5-2-1; 3-2-1 SCIAC (3RD)

Home: 3-2, Away: 2-0-1
Head Coach: Leo Calland

9/24	U.S.S. New Mexico	W	29-20
10/1	Occidental*	W	8-0
10/8	at Whittier*	T	6-6
10/15	Pomona* (HC)	L	0-9
10/22	at Redlands*	W	14-7
10/29	San José State*	L	0-14
11/11	San Diego Marines	W	9-0
11/19	at Santa Barbara State*	W	16-13
Total			82-69

1939 2-7; 0-2 CCAA (4TH)

Home: 2-6, Away: 0-1
Head Coach: Leo Calland

9/21	Arizona State	L	0-20
9/29	Redlands	W	26-0
10/6	Occidental	W	10-6
10/13	at San José State*	L	0-42
10/28	Pomona (HC)	L	6-12
11/4	Whittier	L	12-23
11/11	San Diego Marines	L	6-13
11/15	Hawai'i	L	0-13
11/25	Santa Barbara State*	L	0-19
Total			60-148

1940 5-3-1; 1-1-1 CCAA (T-2ND)

Home: 3-1-1, Away: 2-2
Head Coach: Leo Calland

9/27	Pomona	W	33-3
10/4	Occidental	W	20-0
10/11	at San José State*	L	0-10
10/19	Redlands (HC)	W	20-14
10/25	Fresno State*	T	0-0
11/8	San Diego Marines	L	6-20
11/16	at Whittier	W	33-6
11/23	at Santa Barbara State*	W	9-7
12/7	at Hawai'i	L	7-33
Total			128-87

1941 6-4; 0-3 CCAA (4TH)

Home: 5-3, Away: 1-1
Head Coach: Leo Calland

9/26	Pomona	W	6-0
10/4	Occidental	W	7-6
10/10	San José State*	L	0-20
10/18	Redlands (HC)	W	12-3
10/25	at Fresno State*	L	0-26
11/7	Camp Haan	L	0-6
11/14	Caltech	W	44-6
11/21	at Whittier	W	18-7
11/28	Santa Barbara State*	L	6-7
12/5	Pacific	W	12-6
Total			105-87

1942 0-6-1; 0-2 CCAA (UNAVAILABLE)

Home: 0-4-1, Away: 0-2
Head Coach: John Eubank

10/3	Pomona	T	6-6
10/11	Fresno State*	L	0-66
10/17	Redlands	L	12-14
10/25	March Field Flyers	L	6-39
10/31	at Cal Poly SLO	L	13-32
11/8	at San José State*	L	0-26
11/14	Whittier (HC)	L	13-28
Total			50-211

1943-44

No team due to World War II
Head Coach: John Eubank

1945 2-5; 1-1 CCAA (UNAVAILABLE)

Home: 1-1, Away: 1-4
Head Coach: Bob Breitbart

9/29	at Redlands	L	6-7
10/6	Caltech*	L	20-32
10/20	at Arizona	L	0-46
10/27	at Fresno State	W	7-0
11/3	Pomona* (HC)	W	26-6
11/11	at Nevada	L	6-44
11/17	at Arizona	L	0-28
Total			65-163

1946 6-4; 2-3 CCAA (5TH)

Home: 3-3, Away: 3-1
Head Coach: Bill Terry

9/28	Pomona	W	34-0
10/5	Cal Poly SLO*	L	13-21
10/12	at Whittier	W	35-7
10/19	Nevada	L	0-26
10/26	Fresno State*	W	7-0
11/2	Occidental (HC)	W	21-12
11/8	at Loyola	W	20-7
11/16	San José State*	L	0-6
11/23	at UC Santa Barbara*	W	9-7
11/30	at Pacific*	L	13-19
Total			152-105

1947 7-3-1; 2-2-1 CCAA (4TH)

Home: 6-1, Away: 1-1-1, Neutral: 0-1
Head Coach: Bill Schutte

9/19	at Utah State	W	24-19
10/4	Cal Poly SLO*	W	56-13
10/11	at Pacific*	L	0-13
10/18	Occidental	W	14-0
10/25	San José State*	L	7-32
11/1	at Fresno State*	T	7-7
11/8	Loyola	W	13-12
11/15	Whittier (HC)	W	19-0
11/22	Brigham Young	W	32-7

11/29	UC Santa Barbara*	W	19-0
1948 HARBOR BOWL (Balboa Stadium; San Diego, Calif.)			
1/1	Hardin-Simmons	L	0-53
Total			191-156

1948 4-7; 1-4 CCAA (T-5TH)

Home: 3-3, Away: 1-4
Head Coach: Bill Schutte

9/18	at Brigham Young	L	6-14
9/25	at Arizona	L	6-14
10/2	Redlands	W	38-7
10/9	Pacific*	L	14-41
10/16	Pepperdine	W	7-6
10/30	Loyola	L	6-20
11/6	Fresno State*	L	6-7
11/12	at San José State*	L	13-21
11/20	at Cal Poly SLO*	W	28-14
11/27	at UC Santa Barbara*	L	6-27
12/4	Utah State (HC)	W	28-19
Total			158-190

1949 6-3; 3-1 CCAA (2ND)

Home: 4-3, Away: 2-0
Head Coach: Bill Schutte

10/1	at Pepperdine	W	9-7
10/8	Pomona	W	33-13
10/15	New Mexico State	W	39-18
10/22	Pacific	L	14-62
10/29	Loyola	L	20-34
11/5	at Fresno State*	W	18-7
11/12	San José State*	L	0-40
11/19	Cal Poly SLO**	W	40-19
11/24	Santa Barbara* (HC)	W	22-0
Total			195-200

1950 5-3-1; 3-0-1 CCAA (1ST)

Home: 2-1-1, Away: 3-2
Head Coach: Bill Schutte

9/20	at Hawai'i	W	49-27
9/29	at San José State	L	0-26
10/7	San Diego Marines	L	14-28
10/14	Pepperdine*	W	28-14
10/21	Fresno State*	T	20-20
10/28	Pomona (HC)	W	49-20
11/4	at Arizona State	L	13-31
11/18	at Cal Poly*	W	12-8
11/25	at Santa Barbara*	W	28-12
Total			212-186

1951 10-0-1; 4-0 CCAA (1ST)

Home: 5-0-1, Away: 5-0
Head Coach: Bill Schutte

9/21	at San Francisco State	W	32-14
9/29	Submarines Pacific	W	37-21
10/6	Cal Poly SLO*	W	32-13
10/13	San Diego Marines	W	34-18
10/20	Arizona State (HC)	T	27-27
10/27	Cal State L.A.*	W	64-0
11/3	at Fresno State	W	13-7
11/10	at Redlands	W	46-14
11/16	at Pepperdine*	W	27-6
11/22	UC Santa Barbara*	W	40-0

1951 PINEAPPLE BOWL (Honolulu, Hawaii)			
1/1	at Hawai'i	W	34-13
Total			386-134

1952 4-5; 2-2 CCAA (3RD)

Home: 4-3, Away: 0-2
Head Coach: Bill Schutte

9/27	San José State	L	6-47
------	----------------	---	------

All-Time Scores



10/4	at Cal Poly SLO*	L	18-20
10/11	Pepperdine*	W	33-13
10/18	Redlands	W	27-12
10/25	Cal State L.A.*	W	41-26
11/1	Fresno State	L	33-49
11/8	San Francisco State	W	39-28
11/17	San Diego Marines (HC)	L	21-51
11/21	at UC Santa Barbara*	L	20-21
Total			238-267

1953 5-3-1; 3-1-1 CCAA (2ND)

Home: 3-2, Away: 2-1-1

Head Coach: Bill Schutte

9/26	Hawaii	W	40-7
10/3	Cal Poly SLO*	L	12-33
10/10	at Pepperdine*	W	6-0
10/17	at New Mexico	L	12-41
10/23	at Cal State L.A.*	W	40-13
10/31	at Fresno State*	T	27-27
11/7	Occidental (HC)	W	14-7
11/14	San Diego Marines	L	7-14
11/21	UC Santa Barbara*	W	72-0
Total			230-142

1954 5-4; 2-2 CCAA (2ND)

Home: 4-2, Away: 1-2

Head Coach: Bill Schutte

9/25	New Mexico	L	7-28
10/2	at Cal Poly SLO*	L	14-26
10/8	at San Francisco State	L	10-12
10/16	San Diego Marines	W	14-0
10/23	Cal State L.A.* (HC)	W	38-0
10/30	Fresno State*	L	0-20
11/13	Pepperdine	W	20-12
11/20	at UC Santa Barbara*	W	33-14
11/27	Whittier	W	41-28
Total			177-140

1955 2-8; 1-1 CCAA (UNAVAILABLE)

Home: 2-3, Away: 0-5

Head Coach: Bill Schutte

9/25	at Pepperdine	L	0-21
10/1	Cal Poly SLO*	L	6-12
10/8	at Pomona	L	20-28
10/15	Arizona State	L	0-46
10/22	San Diego NTC	W	14-12
10/29	San Francisco State (HC)	W	7-6
11/5	at Fresno State*	L	6-20
11/12	at New Mexico State	L	6-26
11/19	San Diego Marines	L	0-32
11/26	at Whittier	L	6-28
Total			65-231

1956 4-3-2; 2-1 CCAA (T-2ND)

Home: 1-1-2, Away: 3-2

Head Coach: Paul Governali

9/29	Pepperdine	W	27-7
10/5	at San Francisco State	W	26-6
10/13	at Cal Poly SLO*	W	7-6
10/20	San José State	T	27-27
10/27	San Diego Marines	T	19-19
11/3	at Arizona State	L	0-61
11/10	at UC Santa Barbara*	W	30-7
11/17	Fresno State*	L	7-50
11/24	at New Mexico	L	6-34
Total			149-217

1957 2-7; 0-2 CCAA (5TH)

Home: 1-4, Away: 1-3

Head Coach: Paul Governali

9/21	Pacific*	L	6-32
9/28	San Francisco State	W	14-13
10/5	at La Verne	W	38-0
10/12	San Diego Marines	L	7-20
10/19	at San José State	L	0-46
10/26	Arizona State	L	0-66
11/2	at Fresno State*	L	0-27
11/9	Hawaii Marines	L	0-25
11/15	at Pepperdine	L	12-14
Total			77-243

1958 3-5; 2-3 CCAA (4TH)

Home: 2-3, Away: 1-2

Head Coach: Paul Governali

9/20	at UC Santa Barbara*	L	0-25
9/27	Pepperdine	W	6-0
10/3	at Long Beach State	W	20-12
10/18	Cal State L.A.*	W	7-0
11/1	Fresno State* (HC)	L	20-22
11/8	San Diego Marines	L	0-25
11/15	at Cal Poly SLO*	L	14-48
11/22	Pacific*	L	17-68
Total			84-200

1959 1-6-1; 0-5 CCAA (6TH)

Home: 0-4, Away: 1-2-1

Head Coach: Paul Governali

9/26	Cal State L.A.*	L	3-21
10/3	Cal Poly SLO*	L	6-13
10/10	at Long Beach State*	L	6-14
10/17	at Redlands	W	19-15
10/31	at Fresno State*	L	13-38
11/7	UC Santa Barbara* (HC)	L	7-29
11/14	at Pepperdine	T	14-14
11/21	San Diego Marines	L	6-64
Total			74-108

1960 1-6-1; 0-5 CCAA (6TH)

Home: 1-3-1, Away: 0-3

Head Coach: Paul Governali

9/24	Cal State L.A.*	L	14-24
10/1	at Cal Poly SLO*	L	6-34
10/8	at Long Beach State*	L	0-28
10/15	Redlands	T	0-0
10/22	at UC Santa Barbara*	L	6-8
10/29	Fresno State* (HC)	L	0-60
11/5	Pepperdine	W	27-20
11/12	San Diego Marines	L	0-33
Total			53-207

1961 7-2-1; 2-2-1 CCAA (4TH)

Home: 5-1, Away: 2-1-1

Head Coach: Don Coryell

9/23	at Cal State L.A.*	T	13-13
9/30	Cal Poly SLO*	W	9-6
10/7	Long Beach State*	L	15-17
10/14	at Redlands	W	32-20
10/21	UC Santa Barbara* (HC)	W	21-6
10/28	at Fresno State*	L	6-27
11/4	at Pepperdine	W	21-6
11/11	Cal Western	W	54-34
11/18	Univ. of San Diego	W	42-12
11/27	San Diego Marines	W	18-13
Total			231-154

1962 8-2; 6-0 CCAA (1ST)

Home: 5-2, Away: 3-0

Head Coach: Don Coryell

9/15	Cal Poly Pomona	L	6-13
9/22	Cal State L.A.*	W	26-14
9/29	at Cal Poly SLO*	W	35-14
10/6	at Long Beach State*	W	36-8
10/13	Redlands	W	39-0
10/19	at UC Santa Barbara*	W	46-8
10/27	Fresno State*	W	29-26
11/3	CSUN*	W	39-0
11/10	Pacific (HC)	W	32-18
11/17	San Diego Marines	L	6-34
Total			294-135

1963 7-2; 4-1 CCAA (1ST)

Home: 4-1, Away: 3-1

Head Coach: Don Coryell

9/28	Cal Poly Pomona	W	42-7
10/5	Cal Poly SLO*	W	69-0
10/12	Long Beach State*	W	33-8
10/19	at Cal State L.A.*	L	30-43
10/26	UC Santa Barbara (HC)	W	42-14
11/2	at Fresno State*	W	34-6
11/9	at Pacific	W	34-18
11/16	at CSUN*	W	21-6
11/30	San Diego Marines	L	12-16
Total			317-118

1964 8-2; 4-1 CCAA (2ND)

Home: 4-1, Away: 4-1

Head Coach: Don Coryell

9/19	at Cal Poly Pomona	W	53-8
9/26	San Francisco State	W	54-0
10/3	at Cal Poly SLO*	W	59-7
10/10	at Long Beach State*	W	45-8
10/17	Cal State L.A.*	L	0-7
10/24	at UC Santa Barbara	W	50-9
10/31	Fresno State*	W	44-6
11/14	CSUN* (HC)	W	53-0
11/21	Cal Western	W	50-6
11/28	at San José State	L	15-20
Total			423-71

1965 8-2; 3-2 CCAA (3RD)

Home: 5-1, Away: 3-1

Head Coach: Don Coryell

9/18	Pacific	W	46-6
9/25	Akron	W	41-0
10/2	Cal Poly SLO*	W	41-0
10/9	Long Beach State*	L	32-35
10/16	at Cal State L.A.*	L	12-26
10/23	Cal Poly Pomona (HC)	W	41-13
10/30	at Fresno State*	W	26-7
11/13	at CSUN*	W	50-0
11/20	at Northern Arizona	W	20-0
11/27	Cal Western	W	44-0
Total			353-87

1966 11-0; 5-0 CCAA (1ST)

Home: 6-0, Away: 4-0, Neutral 1-0

Head Coach: Don Coryell

9/17	Mexico Polytechnic	W	45-0
9/24	at Weber State	W	38-34
10/1	at Cal Poly SLO*	W	14-13
10/8	at Long Beach State*	W	21-18
10/19	at San José State	W	25-0
10/29	Fresno State*	W	34-13
11/5	North Dakota State	W	36-0
11/12	CSUN*	W	21-0

All-Time Scores



11/19	Northern Arizona (HC)	W	16-8
11/26	Cal State L.A.*	W	39-12
1966 CAMELLIA BOWL (Hughes Stadium, Sacramento, Calif.)			
12/10	vs. Montana State	W	28-7
Total			317-105

1967 10-1; 5-0 CCAA (1ST)

Home: 5-1, Away: 4-0, Neutral 1-0

Head Coach: Don Coryell

9/15	Tennessee State	W	16-8
9/23	Weber State	W	58-12
9/30	Cal Poly SLO*	W	26-20
10/7	Long Beach State*	W	20-7
10/14	at Cal State L.A.*	W	28-0
10/21	at Northern Illinois	W	47-6
10/28	at Fresno State*	W	28-21
11/11	at CSUN*	W	30-21
11/18	Montana State (HC)	W	14-3
11/25	Utah State	L	25-31

1967 CAMELLIA BOWL (Hughes Stadium, Sacramento, Calif.)

12/9	vs. San Francisco State	W	27-6
Total			319-135

1968 9-0-1; INDEPENDENT

Home: 8-0-1, Away: 1-0

Head Coach: Don Coryell

9/14	Texas-Arlington	W	23-18
9/20	Northern Illinois	W	40-21
9/28	at Montana State	W	34-22
10/12	Texas Southern	W	42-23
10/19	Cal State L.A.	W	37-14
10/26	San José State (HC)	W	48-6
11/2	Fresno State	W	42-12
11/9	Southern Mississippi	W	68-7
11/23	Tennessee State	T	13-13
11/30	Utah State	W	30-19
Total			377-155

1969 11-0; 6-0 PCAA (1ST)

Final National Ranking: 18 (UPI)

Home: 6-0, Away: 4-0, Neutral: 1-0

Head Coach: Don Coryell

9/27	Cal State L.A.*	W	49-0
10/4	at San José State*	W	55-21
10/11	at West Texas State	W	24-14
10/18	at Texas-Arlington	W	27-10
10/25	UC Santa Barbara*	W	55-13
11/1	at Fresno State*	W	48-20
11/8	Pacific*	W	58-32
11/15	New Mexico State	W	70-21
11/22	North Texas State (HC)	W	42-24
11/29	--/18 Long Beach State*	W	36-32

1969 PASADENA BOWL (Rose Bowl, Pasadena, Calif.)

12/6	--/19 vs. Boston U.	W	28-7
Total			492-194

1970 9-2; 5-1 PCAA (1ST)

Home: 6-2, Away: 3-0

Head Coach: Don Coryell

9/12	at Northern Illinois	W	35-3
9/19	at Northern Texas State	W	23-0
9/26	Cal State L.A.*	W	35-0
10/3	--/20 Brigham Young	W	31-11
10/10	--/20 Southern Mississippi	W	41-14
10/17	--/19 San José State*	W	32-6
10/31	14/14 Fresno State*	W	56-14
11/7	14/14 at Pacific*	W	14-13
11/14	14/17 UC Santa Barbara*	W	64-7
11/20	14/14 Long Beach State*	L	11-27
11/28	--/19 Iowa State	L	22-28
Total			364-123

1971 6-5; 2-3 PCAA (T-4TH)

Home: 5-2, Away: 1-3

Head Coach: Don Coryell

9/25	at Southern Mississippi	L	0-10
10/2	Northern Illinois	W	30-10
10/9	Pacific*	W	14-7
10/16	at UC Santa Barbara*	W	27-23
10/22	Utah State	W	36-20
10/30	at Fresno State*	L	10-17
11/6	at San José State*	L	7-45
11/13	Long Beach State* (HC)	L	7-12
11/20	Arizona	W	39-10
11/27	Iowa State	L	31-48
12/4	North Texas State	W	44-28
Total			245-230

1972 10-1; 4-0 PCAA (1ST)

Final National Ranking: 20 (UPI)

Home: 7-0, Away: 3-1

Head Coach: Don Coryell

9/8	Oregon State	W	17-8
9/23	at North Texas State	W	25-0
9/30	at Kent State	W	14-0
10/7	San José State*	W	23-12
10/14	at Houston	L	14-49
10/21	Bowling Green	W	35-19
10/28	Fresno State*	W	21-14
11/4	West Texas State	W	37-6
11/11	Pacific*	W	20-7
11/25	at Long Beach State*	W	33-14
12/2	Iowa State	W	27-14
Total			266-143

1973 9-1-1; 3-0-1 PCAA (1ST)

Final National Ranking: 19 (UPI)

Home: 6-1, Away: 3-0-1

Head Coach: Claude Gilbert

9/22	at Utah State	W	35-7
9/30	Kent State	W	17-9
10/6	(13) Houston	L	9-14
10/13	New Mexico State	W	27-0
10/20	at Pacific*	W	13-10
10/27	Florida State	W	38-17
11/3	at San José State*	T	27-27
11/10	Long Beach State*	W	17-2
11/17	at Fresno State*	W	41-6
11/24	North Texas State	W	56-9
12/1	Iowa State	W	41-28
Total			321-129

1974 8-2-1; 4-0 PCAA (1ST)

Final National Ranking: 19 (UPI)

Home: 7-0-1, Away: 1-2

Head Coach: Claude Gilbert

9/14	at Arizona	L	10-17
9/21	Tampa	W	28-25
9/28	at UTEP	W	26-12
10/12	Fresno State*	W	24-21
10/19	San José State* (HC)	W	40-14
10/26	Long Beach State*	W	27-17
11/2	20/-- at North Texas State	L	9-14
11/9	Pacific*	W	37-9
11/16	New Mexico State	W	35-14
11/23	Bowling Green	T	21-21
11/30	Utah State	W	34-6
Total			291-170

1975 8-3; 3-2 PCAA (3RD)

Home: 4-2, Away: 4-1

Head Coach: Claude Gilbert

9/6	UTEP	W	31-10
9/13	at Oregon State	W	25-0
9/20	--/20 North Texas State	W	30-12
9/27	--/16 at Utah State	W	19-10
10/4	--/18 Cal State Fullerton*	W	59-14
10/11	--/19 at Fresno State*	W	29-0
10/18	--/18 New Mexico State	W	48-3
11/1	18/17 at Pacific*	W	31-13
11/8	13/12 Arizona	L	24-31
11/15	at San José State*	L	7-31
11/22	Long Beach State*	L	17-21
Total			320-145

1976 10-1; INDEPENDENT

Home: 7-1, Away: 3-0

Head Coach: Claude Gilbert

9/12	Arkansas State	W	24-14
9/18	Fresno State	W	7-3
9/25	at Bowling Green	W	27-15
10/2	Brigham Young	L	0-8
10/16	Pacific	W	21-15
10/23	Cal State Fullerton	W	27-14
10/30	at UTEP	W	27-16
11/6	San José State (HC)	W	30-17
11/13	Utah State	W	7-6
11/20	at Long Beach State	W	10-3
11/27	New Mexico	W	17-14
Total			197-125

1977 10-1; INDEPENDENT

Final National Ranking: 16 (AP), 19 (UPI)

Home: 7-0, Away: 3-1

Head Coach: Claude Gilbert

9/10	Cal State Fullerton	W	34-17
9/17	at Arizona	W	21-14
10/1	Utah State	W	19-0
10/8	at Fresno State	L	14-34
10/15	UTEP	W	49-7
10/22	UNLV	W	31-7
10/29	Tulsa (HC)	W	41-7
11/5	at Pacific	W	29-7
11/12	Long Beach State	W	33-22
11/19	(13) Florida State	W	41-16
11/26	16/-- at San José State	W	37-34
Total			349-165

1978 4-7; 2-4 WESTERN ATHLETIC (6TH)

Home: 4-1, Away: 0-6

Head Coach: Claude Gilbert

9/16	(19) at Iowa State	L	13-14
9/23	at UTEP*	L	24-31
10/7	Fresno State	W	31-14
10/14	at Wyoming*	L	22-31
10/21	Pacific	W	31-28
10/28	at Long Beach State	L	25-27
11/4	Colorado State (HC)*	W	34-31
11/11	at Brigham Young*	L	3-21
11/18	at Miami	L	14-16
11/25	New Mexico*	W	27-24
12/2	Utah*	L	18-20
Total			242-257

All-Time Scores



2023 SAN DIEGO STATE RECORD BOOK

1979 8-3; 4-2 WESTERN ATHLETIC (T-2ND)

Home: 5-1, Away: 2-2

Head Coach: Claude Gilbert

9/8	at Missouri	L	15-45
9/22	at Fresno State	W	32-23
9/29	Wisconsin	W	24-17
10/6	at New Mexico*	W	35-7
10/13	Miami	W	31-20
10/20	at Colorado State*	L	3-37
10/27	at Utah*	W	17-13
11/3	Wyoming (HC)*	W	31-21
11/10	Arizona	W	42-10
11/17	UTEP*	W	42-20
11/24	(10) Brigham Young*	L	14-63
Total			286-276

1980 4-8; 4-4 WESTERN ATHLETIC (4TH)

Home: 2-4, Away: 2-4

Head Coach: Claude Gilbert

9/13	at Brigham Young*	L	11-35
9/20	at Air Force*	W	13-10
9/27	(12) Missouri	L	7-31
10/4	at Wisconsin	L	12-35
10/11	UNLV	L	17-28
10/18	Colorado State*	L	7-26
10/25	at Wyoming*	L	9-34
11/1	Oklahoma State (HC)	L	6-15
11/8	at Hawaii*	L	6-31
11/15	at UTEP*	W	28-7
11/22	New Mexico*	W	24-22
11/29	Utah*	W	21-20
Total			161-294

1981 6-5; 3-5 WESTERN ATHLETIC (6TH)

Home: 2-3, Away: 4-1, Neutral: 0-1

Head Coach: Doug Scovill

9/12	at Colorado State*	W	30-14
9/26	at Oklahoma State	W	23-16
10/3	at New Mexico*	W	17-15
10/10	(12) Iowa State	W	52-31
10/17	Brigham Young*	L	7-27
10/24	Hawaii*	L	10-28
10/31	at Utah*	L	14-17
11/7	Wyoming* (HC)	L	13-24
11/14	at UNLV	W	38-20
11/21	UTEP*	W	59-14

1981 MIRAGE BOWL (Japan, regular season game)

11/29	vs. Air Force*	L	16-21
Total			279-227

1982 7-5; 4-3 WESTERN ATHLETIC (T-3RD)

Home: 5-1, Away: 2-4

Head Coach: Doug Scovill

9/11	at Air Force*	L	32-44
9/18	at California	L	0-28
9/25	UNLV	W	26-23
10/2	(1) at Washington	L	25-46
10/9	at Wyoming*	W	24-21
10/16	New Mexico*	L	17-22
10/23	Long Beach State (HC)	W	51-17
10/30	Utah*	W	21-17
11/6	at Hawaii*	W	31-28
11/13	at Brigham Young*	L	8-58
11/20	Colorado State*	W	38-10
11/27	Oklahoma State	W	35-6
Total			308-320

1983 2-9-1; 1-6-1 WESTERN ATHLETIC (8TH)

Home: 1-4, Away: 1-5-1

Head Coach: Doug Scovill

9/3	at Tulsa	L	9-34
9/10	California	W	28-14
9/17	at Utah*	L	24-27
9/24	at UTEP*	W	21-33
10/1	at Hawaii*	T	27-27
10/8	Long Beach State	L	13-20
10/15	at Colorado State*	L	15-17
10/22	Brigham Young*	L	12-47
10/27	at UNLV	L	10-28
11/12	Wyoming* (HC)	L	21-33
11/19	at New Mexico*	L	14-34
12/3	(18) Air Force*	L	7-38
Total			221-352

1984 4-7-1; 4-3-1 WESTERN ATHLETIC (T-4TH)

Home: 3-3-1, Away: 1-4

Head Coach: Doug Scovill

9/1	at Air Force*	L	16-34
9/9	(4) UCLA	L	15-18
9/15	UTEP*	W	51-2
9/24	at (12) Oklahoma State	L	16-19
10/6	at Wyoming*	W	21-0
10/13	Utah*	T	24-24
10/20	Colorado State* (HC)	W	41-24
10/27	at Hawaii*	L	10-16
11/3	UNLV	L	14-30
11/10	at (4) Brigham Young*	L	3-34
11/17	New Mexico*	W	37-31
11/24	Long Beach State	L	17-18
Total			265-250

1985 5-6-1; 3-4-1 WESTERN ATHLETIC (6TH)

Home: 5-2, Away: 0-4-1

Head Coach: Doug Scovill

9/14	Long Beach State	W	34-14
9/21	at (12) UCLA	L	16-34
9/28	Colorado State*	W	48-23
10/5	Stanford	W	41-22
10/12	at (11) Brigham Young*	L	0-28
10/19	Utah* (HC)	L	37-39
10/26	Oregon	L	37-49
11/2	at (7) Air Force*	L	10-31
11/9	at Wyoming*	L	20-41
11/16	UTEP*	W	34-6
11/23	New Mexico*	W	55-20
11/30	at Hawaii*	T	10-10
Total			342-317

1986 8-4; 7-1 WESTERN ATHLETIC (1ST)

Final National Ranking: 25 (CNN/USA Today)

Home: 4-3, Away: 4-1

Head Coach: Denny Stolz

9/6	Long Beach State	W	27-24
9/13	at Utah*	W	37-30
9/20	(19) UCLA	L	14-45
9/27	at New Mexico*	W	38-34
10/4	at (20) Stanford	L	10-17
10/18	at UTEP*	W	15-10
10/25	Air Force* (HC)	L	10-22
11/1	at Colorado State*	W	27-26
11/15	Wyoming*	W	31-24
11/22	Hawaii*	W	35-5
11/29	Brigham Young*	W	10-3

1986 HOLIDAY BOWL (Jack Murphy Stadium; San Diego, Calif.)

12/30	(16) Iowa	L	38-39
Total			292-279

The Holiday Bowl is considered a home game for SDSU per the NCAA.

1987 5-7; 4-4 WESTERN ATHLETIC (5TH)

Home: 4-2, Away: 1-5

Head Coach: Denny Stolz

9/5	at (3) UCLA	L	14-47
9/12	Utah*	W	52-34
9/19	at Air Force*	L	7-49
9/26	at Oregon	L	20-25
10/3	at Wyoming*	L	10-52
10/10	UTEP*	L	33-34
10/17	Stanford	L	40-44
10/24	Long Beach State (HC)	W	52-42
10/31	at Hawaii*	W	29-21
11/7	at Brigham Young*	L	21-38
11/14	Colorado State*	W	26-12
11/21	New Mexico*	W	53-30
Total			357-428

1988 3-8; 3-5 WESTERN ATHLETIC (T-6TH)

Home: 2-3, Away: 1-5

Head Coach: Denny Stolz

9/3	at (5) UCLA	L	6-59
9/11	Air Force*	W	39-36
9/17	at Stanford	L	10-31
10/1	(20) Oregon	L	13-34
10/8	Wyoming*	L	27-55
10/15	Hawaii* (HC)	L	30-32
10/22	at Colorado State*	L	7-13
10/29	at Utah*	L	20-41
11/5	(20) Brigham Young*	W	27-15
11/12	at UTEP*	L	7-58
11/19	at New Mexico*	W	18-10
Total			204-384

1989 6-5-1; 4-3 WESTERN ATHLETIC (T-5TH)

Home: 4-2-1, Away: 2-3

Head Coach: Al Luginbill

9/2	at Air Force*	L	36-52
9/16	(20) UCLA	L	25-28
9/23	Cal State Fullerton	T	41-41
9/30	at Utah*	W	38-27
10/7	at (20) Hawaii*	L	24-31
10/14	Long Beach State	W	30-26
10/21	Pacific (HC)	W	35-7
10/28	at UTEP*	W	34-31
11/4	New Mexico*	W	45-28
11/11	Wyoming*	W	27-17
11/18	at (7) Miami	L	6-42
11/25	(21) Brigham Young*	L	27-48
Total			368-372

1990 6-5; 5-2 WESTERN ATHLETIC (3RD)

Home: 5-1, Away: 1-4

Head Coach: Al Luginbill

9/8	at Oregon	L	21-42
9/15	Long Beach State	W	38-20
9/22	at (4) Brigham Young*	L	34-62
9/29	Air Force*	W	48-18
10/6	at Wyoming*	L	51-52
10/13	at UCLA	L	31-45
11/3	Utah* (HC)	W	66-14
11/10	Hawaii*	W	44-38
11/17	at New Mexico*	W	40-34
11/24	UTEP*	W	53-31
12/1	(2) Miami	L	28-30
Total			459-386

(##) following date is SDSU's national rank (AP/Coaches) at game time.
 (#) in front of opponent is opponent's national rank (AP).

All-Time Scores



2023 SAN DIEGO STATE RECORD BOOK

1991 ▶ 8-4-1 OVERALL ▶ 6-1-1 WESTERN ATHLETIC (2ND) ▶ HOME: 5-1-1; AWAY: 3-2; NEUTRAL: 0-1

COACH: AL LUGINBILL

Date	Opponent	Result	Score	AP Coach		FD - FD	Total			Passing			Rushing			Temp	Att.	Misc	Television
				Rk	Rk		Yds - Yds	TOs - TOs	Yds - Yds	TDs - TDs	Yds - Yds	TDs - TDs	Yds - Yds	TDs - TDs					
S.8	LONG BEACH STATE	W	49 - 13			24 - 16	518 - 223	4 - 3	335 - 186	1 - 2	183 - 37	4 - 0	68	26,749	N	Prime Ticket			
S.14	PACIFIC	W	55 - 34			34 - 31	699 - 155	3 - 2	269 - 399	2 - 0	430 - 155	7 - 3	65	24,408	N	Prime Ticket			
S.21	at Air Force*	L	20 - 21			16 - 17	218 - 321	1 - 2	94 - 93	1 - 0	124 - 228	2 - 3	72	43,011	D	Prime Ticket			
S.26	UCLA	L	12 - 37			19 - 34	322 - 644	4 - 2	182 - 382	1 - 3	140 - 262	1 - 2	78	37,333	D	ESPN			
O.5	at Hawaii**	W	47 - 21			24 - 15	578 - 233	1 - 1	273 - 76	0 - 0	305 - 157	6 - 3	81	38,259	N	Prime Ticket			
O.12	NEW MEXICO*	W	38 - 24			20 - 24	459 - 404	7 - 4	205 - 342	1 - 2	254 - 62	4 - 0	72	21,338	N	Prime Ticket			
O.19	at UTEP*	W	28 - 21			26 - 15	469 - 383	1 - 0	296 - 173	2 - 2	173 - 210	2 - 1	76	25,342	N	Prime Ticket			
O.26	at Utah*	W	24 - 21			29 - 17	471 - 381	1 - 0	308 - 316	3 - 2	163 - 65	0 - 1	58	25,657	D	ABC (r)			
N.2	WYOMING*	W	24 - 22			17 - 19	415 - 514	1 - 2	241 - 403	2 - 1	174 - 111	0 - 2	65	35,961	N, HC	Prime Ticket			
N.9	COLORADO STATE*	W	42 - 32			24 - 22	468 - 430	0 - 2	279 - 189	4 - 1	189 - 241	2 - 3	62	30,163	N	Prime Ticket			
N.16	BRIGHAM YOUNG*	T	52 - 52			30 - 37	695 - 767	2 - 3	568 - 599	5 - 6	127 - 168	2 - 1	57	56,737	N	ESPN			
N.30	at (1/1) Miami	L	12 - 39			28 - 19	427 - 579	4 - 2	213 - 485	1 - 4	214 - 94	0 - 0	78	56,721	N	ESPN			
1991 FREEDOM BOWL (Anaheim Stadium; Anaheim, Calif.)																			
D.30	vs. Tulsa	L	17 - 28	23 -		21 - 23	353 - 378	2 - 1	164 - 122	0 - 0	189 - 256	2 - 4	58	34,217	N	Raycom			

1992 ▶ 5-5-1 OVERALL ▶ 5-3 WESTERN ATHLETIC (4TH) ▶ HOME: 2-3-1; AWAY: 3-2

COACH: AL LUGINBILL

Date	Opponent	Result	Score	AP Coach		FD - FD	Total			Passing			Rushing			Temp	Att.	Misc	Television
				Rk	Rk		Yds - Yds	TOs - TOs	Yds - Yds	TDs - TDs	Yds - Yds	TDs - TDs	Yds - Yds	TDs - TDs					
RALPHS HOLIDAY CLASSIC (Jack Murphy Stadium; San Diego, Calif.)																			
S.5	USC	T	31 - 31			20 - 20	391 - 443	1 - 2	162 - 278	1 - 4	229 - 165	3 - 0	52,168	D	ABC (r)				
S.10	at Brigham Young*	W	45 - 38			17 - 27	446 - 561	1 - 2	136 - 380	2 - 5	310 - 181	3 - 0	65,261	N	ESPN				
S.26	at (11) UCLA	L	7 - 35	21		11 - 28	264 - 471	3 - 4	142 - 141	0 - 2	141 - 346	1 - 3	51,101	D	ABC (r)				
O.3	at New Mexico*	W	49 - 21			32 - 10	597 - 259	2 - 2	317 - 155	3 - 2	280 - 104	4 - 1	23,186	N					
O.17	UTEP*	W	49 - 27			23 - 24	594 - 394	0 - 2	372 - 244	4 - 2	222 - 150	2 - 1	49,446	N, HC					
O.24	AIR FORCE*	L	17 - 20			19 - 13	327 - 294	1 - 3	189 - 70	2 - 0	167 - 247	0 - 2	36,892	N	ESPN				
O.31	at Colorado State*	W	20 - 13			21 - 24	391 - 387	0 - 1	299 - 107	2 - 0	92 - 280	0 - 2	16,310	D	Prime Ticket				
N.7	at Wyoming*	L	6 - 17			20 - 19	336 - 405	3 - 5	197 - 266	0 - 1	139 - 139	0 - 1	19,140	D	ABC (r)				
N.14	(23) HAWAII**	W	52 - 28			30 - 13	675 - 317	2 - 0	354 - 127	3 - 0	330 - 190	4 - 3	50,021	N	Prime Ticket				
N.21	FRESNO STATE*	L	41 - 45			22 - 24	530 - 520	2 - 1	387 - 268	3 - 2	143 - 252	1 - 3	41,523	D	ABC (r)				
N.28	(1) MIAMI	L	17 - 63			15 - 27	225 - 581	3 - 0	218 - 518	2 - 2	7 - 174	3 - 0	52,108	D	ESPN				

The Ralphs Holiday Classic is considered a home game for San Diego State per the NCAA.

1993 ▶ 6-6 OVERALL ▶ 4-4 WESTERN ATHLETIC (T-6TH) ▶ HOME: 4-3; AWAY: 2-3

COACH: AL LUGINBILL

Date	Opponent	Result	Score	AP Coach		FD - FD	Total			Passing			Rushing			Temp	Att.	Misc	Television
				Rk	Rk		Yds - Yds	TOs - TOs	Yds - Yds	TDs - TDs	Yds - Yds	TDs - TDs	Yds - Yds	TDs - TDs					
S.4	CSUN	W	34 - 17			29 - 9	413 - 285	3 - 1	174 - 205	0 - 1	239 - 80	4 - 1	72	40,872	N				
S.11	at (21) California	L	25 - 45			18 - 19	364 - 519	3 - 3	323 - 335	3 - 4	41 - 184	1 - 2	71	42,000	D	Prime Ticket			
S.18	at Air Force*	W	38 - 31			31 - 22	537 - 395	2 - 2	423 - 46	2 - 0	114 - 349	3 - 3	54	40,086	D	ABC (r)			
S.25	MINNESOTA	W	48 - 17			28 - 17	457 - 305	2 - 3	375 - 205	4 - 2	82 - 100	1 - 0	70	41,487	N	Prime Ticket			
S.30	UCLA	L	13 - 52			23 - 22	380 - 521	3 - 1	350 - 252	1 - 4	30 - 269	1 - 3	80	44,669	D	ESPN			
O.9	at Hawaii**	W	45 - 14			24 - 15	493 - 281	1 - 4	259 - 123	1 - 0	234 - 158	4 - 2	81	45,641	N	Prime Ticket			
O.16	COLORADO STATE*	W	30 - 3			27 - 11	471 - 168	2 - 1	334 - 99	3 - 0	137 - 69	0 - 0	62	32,335	N				
O.23	NEW MEXICO*	W	20 - 17			24 - 15	417 - 314	1 - 1	251 - 231	1 - 1	166 - 83	1 - 1	68	39,260	N, HC				
O.30	at Utah*	L	41 - 45			31 - 25	621 - 592	2 - 0	419 - 389	4 - 3	202 - 203	2 - 3	45	23,025	D	Prime Ticket			
N.11	BRIGHAM YOUNG*	L	44 - 45			21 - 20	495 - 543	3 - 1	265 - 417	4 - 5	230 - 126	2 - 1	57	40,137	D	ESPN			
N.20	at Fresno State*	L	37 - 63			22 - 34	487 - 696	2 - 1	449 - 272	4 - 3	38 - 424	1 - 6	56	41,031	D				
N.27	WYOMING*	L	38 - 43			27 - 27	451 - 518	1 - 2	214 - 341	1 - 3	237 - 177	3 - 1	58	30,579					

1994 ▶ 4-7 OVERALL ▶ 2-6 WESTERN ATHLETIC (8TH) ▶ HOME: 3-3; AWAY: 1-4

COACH: TED TOLLNER

Date	Opponent	Result	Score	AP Coach		FD - FD	Total			Passing			Rushing			Temp	Att.	Misc	Television
				Rk	Rk		Yds - Yds	TOs - TOs	Yds - Yds	TDs - TDs	Yds - Yds	TDs - TDs	Yds - Yds	TDs - TDs					
S.3	NAVY	W	56 - 14			26 - 11	503 - 232	0 - 4	317 - 212	5 - 2	186 - 20	2 - 0	25,248	D					
S.10	CALIFORNIA	W	22 - 20			21 - 20	363 - 368	1 - 2	314 - 242	2 - 2	49 - 126	0 - 0	73	40,922	N				
S.17	at Minnesota	L	17 - 40			17 - 24	309 - 420	2 - 2	236 - 213	1 - 0	73 - 207	1 - 2	Dome	32,212	N				
S.24	at Colorado State*	L	17 - 19			22 - 12	339 - 311	1 - 1	236 - 185	0 - 1	103 - 126	1 - 1	80	32,618	D	Prime Ticket			
O.1	AIR FORCE*	L	35 - 36			29 - 19	527 - 416	8 - 3	421 - 111	3 - 1	88 - 305	2 - 2	70	33,268	N				
O.8	UTAH*	L	22 - 38			21 - 28	340 - 549	4 - 2	253 - 354	1 - 3	87 - 195	1 - 2	75	34,393	N, HC				
O.15	at New Mexico*	W	20 - 13			23 - 29	396 - 504	2 - 3	193 - 175	1 - 0	203 - 329	1 - 1	56	26,831	N				
O.22	at Wyoming*	L	35 - 52			17 - 35	399 - 648	2 - 2	298 - 401	4 - 5	101 - 247	1 - 1	57	21,132	D	Prime Ticket			
O.29	HAWAII**	W	38 - 23			22 - 20	421 - 400	5 - 6	236 - 213	2 - 2	185 - 187	3 - 1	69	34,096	N				
N.10	at (23) Brigham Young*	L	28 - 35			16 - 28	312 - 505	1 - 3	293 - 392	4 - 2	19 - 113	0 - 3	60	58,576	N	ESPN			
N.26	FRESNO STATE*	L	42 - 49			29 - 27	589 - 519	3 - 0	447 - 338	4 - 1	142 - 181	2 - 5	59	23,344	D				

All-Time Scores



2023 SAN DIEGO STATE RECORD BOOK

1995 ▶ 8-4 OVERALL ▶ 5-3 WESTERN ATHLETIC (5TH) ▶ HOME: 5-2; AWAY: 3-2

COACH: TED TOLLNER

Date	Opponent	Result	Score	AP Coach		FD - FD	Total			Passing			Rushing			Temp	Att.	Misc	Television
				Rk	Rk		Yds - Yds	TOs - TOs	Yds - Yds	TDs - TDs	Yds - Yds	TDs - TDs	Yds - Yds	TDs - TDs					
S.2	CALIFORNIA	W	33 - 9			23 - 20	401 - 266	2 - 3	172 - 216	1 - 0	229 - 50	3 - 1	73	32,172	N				
S.9	at (14/14) Oklahoma	L	22 - 38			17 - 26	339 - 586	4 - 3	252 - 220	1 - 1	87 - 366	2 - 3	77	71,119	D		Prime Sports		
S.16	at Brigham Young*	L	19 - 31			24 - 18	470 - 389	3 - 1	376 - 405	3 - 1	94 - (-16)	0 - 1	82	57,221	N		ESPN		
S.28	NEVADA	W	30 - 27			23 - 26	421 - 527	2 - 5	286 - 401	2 - 2	135 - 126	1 - 0	68	23,585	N		Prime Sports		
O.7	at Utah*	W	24 - 21			26 - 29	466 - 502	1 - 5	297 - 357	2 - 3	169 - 145	1 - 0	55	31,552	N		PrimeSports		
O.14	FRESNO STATE*	W	48 - 24			27 - 20	656 - 455	3 - 2	355 - 360	1 - 2	301 - 195	5 - 0	68	28,506	N		KMPH		
O.21	SAN JOSÉ STATE	W	49 - 20			23 - 23	619 - 458	4 - 2	254 - 285	4 - 1	365 - 173	3 - 2	63	31,555	N, HC				
O.28	at UTEP*	W	45 - 16			25 - 22	506 - 472	3 - 7	188 - 315	2 - 2	318 - 157	3 - 0	73	13,720	N				
N.4	NEW MEXICO*	W	38 - 29			26 - 34	529 - 583	0 - 2	328 - 351	3 - 2	201 - 232	3 - 2	62	25,119	D				
N.11	WYOMING*	L	31 - 34	25		19 - 31	380 - 546	3 - 3	202 - 175	2 - 1	178 - 371	1 - 4	58	32,846	D				
N.18	at Hawai'i*	W	49 - 10			27 - 19	573 - 319	0 - 2	331 - 274	2 - 1	242 - 45	5 - 0	84	27,561	N		ESPN2		
N.26	COLORADO STATE*	L	13 - 24			22 - 16	425 - 401	2 - 1	311 - 247	1 - 2	114 - 154	0 - 0	63	41,603	D				

1996 ▶ 8-3 OVERALL ▶ 6-2 WESTERN ATHLETIC (T-2ND/PACIFIC DIV.) ▶ HOME: 6-0; AWAY: 2-3

COACH: TED TOLLNER

Date	Opponent	Result	Score	AP Coach		FD - FD	Total			Passing			Rushing			Temp	Att.	Misc	Television
				Rk	Rk		Yds - Yds	TOs - TOs	Yds - Yds	TDs - TDs	Yds - Yds	TDs - TDs	Yds - Yds	TDs - TDs					
S.7	IDAHO	W	40 - 21			20 - 21	476 - 412	0 - 4	325 - 381	2 - 2	151 - 31	2 - 0	70	29,449	N				
S.14	at California	L	37 - 42			23 - 18	486 - 488	2 - 0	477 - 278	4 - 2	9 - 210	1 - 3	72	37,000	D				
S.21	OKLAHOMA	W	51 - 31			20 - 18	445 - 505	1 - 2	258 - 197	5 - 0	187 - 308	0 - 4	69	34,812	N				
O.11	HAWAII*	W	56 - 8			21 - 11	427 - 205	1 - 4	180 - 105	2 - 0	247 - 100	3 - 1	70	27,098	N				
O.19	at New Mexico*	W	48 - 42			22 - 25	437 - 508	1 - 2	260 - 333	2 - 2	177 - 175	5 - 4	70	27,444	N				
O.26	at Colorado State*	L	18 - 27			18 - 31	330 - 442	1 - 0	138 - 91	1 - 0	192 - 351	1 - 3	35	25,013	D		Prime Sports		
N.2	at San Jose State*	W	49 - 20			29 - 24	586 - 457	1 - 1	343 - 327	4 - 2	243 - 130	3 - 1	63	11,483	D		ABC (r)		
N.7	(16/15) WYOMING*	W	28 - 24			29 - 24	520 - 419	2 - 1	366 - 319	2 - 2	154 - 100	1 - 1	70	28,679	D		ESPN		
N.16	at UNLV*	L	42 - 44			27 - 31	670 - 627	1 - 0	395 - 503	3 - 4	275 - 124	3 - 2	51	11,594	D		Fox West		
N.23	FRESNO STATE*	W	31 - 21			30 - 25	537 - 494	2 - 4	395 - 378	2 - 1	142 - 116	2 - 2	63	32,107	N, HC				
N.28	AIR FORCE*	W	28 - 23			21 - 23	317 - 478	0 - 2	199 - 191	2 - 1	118 - 237	1 - 2	66	18,353	D		ESPN2		

1997 ▶ 5-7 OVERALL ▶ 4-4 WESTERN ATHLETIC (T-4TH/PACIFIC DIV.) ▶ HOME: 3-2; AWAY: 2-5

COACH: TED TOLLNER

Date	Opponent	Result	Score	AP Coach		FD - FD	Total			Passing			Rushing			Temp	Att.	Misc	Television
				Rk	Rk		Yds - Yds	TOs - TOs	Yds - Yds	TDs - TDs	Yds - Yds	TDs - TDs	Yds - Yds	TDs - TDs					
S.5	NAVY	W	45 - 31			14 - 19	455 - 373	3 - 1	371 - 109	4 - 0	84 - 264	1 - 4	88	21,176	D		Fox West		
S.13	at (3/3) Washington	L	3 - 36			10 - 20	196 - 467	3 - 3	203 - 314	0 - 4	(-7) - 153	0 - 0	70	71,081	D		Fox West		
S.20	at Wisconsin	L	10 - 36			17 - 18	353 - 365	2 - 2	214 - 176	1 - 0	139 - 189	0 - 4	55	76,864	D				
S.27	at (25/25) Air Force*	ot-L	18 - 24			8 - 22	154 - 314	1 - 1	130 - 88	1 - 0	24 - 226	0 - 2	na	48,399	N		ESPN2		
O.4	at Arizona	L	28 - 31			19 - 21	377 - 495	1 - 0	270 - 285	3 - 3	107 - 210	1 - 1	87	39,195	N		Fox West		
O.11	NEW MEXICO*	L	21 - 36			25 - 22	403 - 451	1 - 0	277 - 294	2 - 3	126 - 157	0 - 2	70	28,732	N				
O.18	UNLV*	ot-W	20 - 17			17 - 23	229 - 378	1 - 4	87 - 335	0 - 1	142 - 43	2 - 1	70	24,628	N				
O.25	at Hawai'i*	W	10 - 3			17 - 27	311 - 377	0 - 4	173 - 289	1 - 0	138 - 88	0 - 0	79	29,342	N		Cox 4		
N.1	at Wyoming*	L	17 - 41			13 - 24	241 - 422	5 - 0	216 - 254	1 - 1	25 - 168	0 - 4	35	15,157	D		Cox 4		
N.8	SAN JOSÉ STATE*	W	48 - 21			21 - 18	481 - 329	2 - 3	280 - 213	2 - 2	201 - 116	2 - 1	68	29,869	N, HC		Cox 4		
N.15	at Fresno State*	W	20 - 19			22 - 11	453 - 197	2 - 4	221 - 120	1 - 2	232 - 77	2 - 0	55	34,195	D		Cox 4		
N.22	(25/22) COLORADO STATE*	L	17 - 38			16 - 18	341 - 401	5 - 1	196 - 205	2 - 3	145 - 196	0 - 1	68	25,704	N		ESPN		

1998 ▶ 7-5 OVERALL ▶ 7-1 WESTERN ATHLETIC (T-1ST/PACIFIC DIV.) ▶ HOME: 4-2; AWAY: 3-2; NEUTRAL: 0-1

COACH: TED TOLLNER

Date	Opponent	Result	Score	AP Coach		FD - FD	Total			Passing			Rushing			Temp	Att.	Misc	Television
				Rk	Rk		Yds - Yds	TOs - TOs	Yds - Yds	TDs - TDs	Yds - Yds	TDs - TDs	Yds - Yds	TDs - TDs					
S.5	(20/20) WISCONSIN	L	14 - 26			12 - 13	205 - 297	1 - 2	147 - 111	0 - 1	58 - 186	1 - 1	78	37,471	N		Cox 4		
S.12	at (22/23) USC	L	6 - 35			11 - 25	231 - 471	2 - 1	94 - 239	1 - 3	137 - 232	0 - 1	75	49,927	N		Fox West 2		
S.24	(16/16) ARIZONA	L	16 - 35			19 - 17	357 - 354	6 - 2	167 - 196	1 - 2	190 - 158	1 - 3	71	23,811	D		ESPN		
O.3	at Tulsa*	W	24 - 14			19 - 22	319 - 375	0 - 2	84 - 213	1 - 1	235 - 162	1 - 1	76	18,320	D				
O.9	HAWAII*	W	35 - 13			23 - 16	451 - 302	1 - 0	188 - 247	2 - 2	263 - 55	3 - 0	68	20,320	N		Cox 4		
O.17	at New Mexico*	ot-W	36 - 33			23 - 24	463 - 502	2 - 1	114 - 367	1 - 3	349 - 153	4 - 1	53	26,187	N		Cox 4		
O.24	UTAH*	ot-W	21 - 20			16 - 24	310 - 348	1 - 4	117 - 192	1 - 0	193 - 156	0 - 2	65	28,807	N, HC		Cox 4		
O.29	at Brigham Young*	L	0 - 13			9 - 15	122 - 236	1 - 1	42 - 120	0 - 0	80 - 116	0 - 0	48	63,496	N		ESPN		
N.7	FRESNO STATE*	W	10 - 0			19 - 8	338 - 136	2 - 1	177 - 87	0 - 0	161 - 49	1 - 0	71	22,497	D		ABC (r)		
N.14	at San José State*	W	34 - 6			19 - 18	400 - 243	0 - 4	219 - 171	0 - 1	181 - 72	4 - 0	68	12,833	D		Cox 4		
N.21	UTEP*	W	34 - 29			22 - 26	472 - 419	0 - 0	267 - 281	2 - 3	205 - 138	2 - 1	65	22,365	N		Cox 4		

1998 LAS VEGAS BOWL (Sam Boyd Stadium, Las Vegas, Nev.)

D.19	vs. North Carolina	L	13 - 20			20 - 8	295 - 196	1 - 1	102 - 33	0 - 0	193 - 163	1 - 1	63	21,429	D		ESPN2
------	--------------------	---	---------	--	--	--------	-----------	-------	----------	-------	-----------	-------	----	--------	---	--	-------

All-Time Scores



2023 SAN DIEGO STATE RECORD BOOK

1999 ▶ 5-6 OVERALL ▶ 3-4 MOUNTAIN WEST (T-5TH) ▶ HOME: 2-3; AWAY: 3-3

COACH: TED TOLLNER

Date	Opponent	Result	Score	AP Coach		FD - FD	Total			Passing			Rushing		Temp	Att.	Misc	Television
				Rk	Rk		Yds - Yds	TOs - TOs	Yds - Yds	TDs - TDs	Yds - Yds	TDs - TDs						
S.4	SOUTH FLORIDA	W	41 - 12			20 - 14	414 - 219	0 - 1	185 - 183	2 - 1	229 - 36	3 - 0	73	25,766	N	ESPN+Plus		
S.11	at Illinois	L	10 - 38			15 - 19	259 - 373	0 - 2	179 - 230	0 - 3	80 - 143	1 - 2	87	35,798	D			
S.18	at (17/17) USC	L	21 - 24			16 - 15	248 - 284	6 - 2	174 - 188	1 - 2	74 - 96	1 - 0	68	53,966	D	ABC (r)		
S.25	at Kansas	W	41 - 13			28 - 12	572 - 181	1 - 1	343 - 181	3 - 1	229 - 0	2 - 1	79	34,500	N			
O.2	AIR FORCE*	L	22 - 23			17 - 24	351 - 403	2 - 0	202 - 94	2 - 0	149 - 309	0 - 3	78	31,856	N	ESPN2		
O.9	NEW MEXICO*	L	21 - 24			23 - 12	443 - 241	5 - 3	275 - 157	2 - 2	168 - 84	1 - 0	88	30,508	N, HC	UNM TV		
O.16	at Colorado State*	W	17 - 10			13 - 17	202 - 275	0 - 3	67 - 173	1 - 0	135 - 102	1 - 1	33	26,774	D	ESPN+Plus		
O.23	at Utah*	L	16 - 38			21 - 18	497 - 440	4 - 0	194 - 288	1 - 1	303 - 152	0 - 2	61	38,561	D	ESPN+Plus		
N.6	(15/13) BRIGHAM YOUNG* L	7 - 30			18 - 16	241 - 295	5 - 2	192 - 262	0 - 2	49 - 33	0 - 0	68	40,836	N	ESPN+Plus			
N.18	at UNLV*	W	37 - 7			25 - 10	501 - 215	0 - 1	227 - 138	2 - 1	280 - 107	3 - 0	66	18,165	D			
N.27	WYOMING*	W	39 - 7			21 - 21	478 - 423	1 - 4	232 - 267	3 - 1	246 - 156	1 - 0	59	20,622	D	ESPN		

2000 ▶ 3-8 OVERALL ▶ 3-4 MOUNTAIN WEST (T-5TH) ▶ HOME: 0-5; AWAY: 3-3

COACH: TED TOLLNER

Date	Opponent	Result	Score	AP Coach		FD - FD	Total			Passing			Rushing		Temp	Att.	Misc	Television
				Rk	Rk		Yds - Yds	TOs - TOs	Yds - Yds	TDs - TDs	Yds - Yds	TDs - TDs						
A.31	ARIZONA STATE	L	7 - 10			21 - 16	319 - 270	1 - 1	219 - 160	1 - 1	100 - 110	0 - 0	78	30,931	N	ESPN2		
S.9	ILLINOIS	L	13 - 49			17 - 24	250 - 417	2 - 2	151 - 158	0 - 3	99 - 259	1 - 4	70	26,779	N	ESPN2		
S.16	at Arizona	L	3 - 17			14 - 19	196 - 385	1 - 4	124 - 200	0 - 1	72 - 185	0 - 0	99	44,973	N	Fox-Ariz		
S.23	at Oregon State	L	3 - 35			16 - 19	227 - 336	7 - 0	156 - 183	0 - 1	71 - 153	0 - 3	71	32,027	D	Fox-NW		
O.7	at Wyoming*	W	34 - 0			21 - 10	434 - 184	2 - 3	317 - 158	2 - 0	117 - 26	2 - 0	na	15,661	D	ABC (r)		
O.14	UTAH*	L	7 - 21			15 - 11	250 - 329	0 - 3	157 - 230	0 - 3	93 - 99	1 - 0	69	17,498	D	ESPN+Plus		
O.21	at Brigham Young*	W	16 - 15			16 - 27	309 - 439	2 - 1	239 - 376	0 - 1	70 - 63	2 - 0	48	61,194	D	ESPN+Plus		
O.28	(24/-) COLORADO STATE* L	22 - 34			17 - 17	419 - 316	3 - 2	393 - 232	1 - 2	26 - 84	0 - 1	62	24,852	N, HC				
N.4	at New Mexico*	W	17 - 16			15 - 16	183 - 268	2 - 2	148 - 154	0 - 0	25 - 114	1 - 1	49	21,007	D	SportsWest		
N.18	at Air Force*	L	24 - 45			15 - 31	350 - 540	3 - 1	269 - 122	2 - 1	81 - 418	1 - 5	33	33,975	D	ESPN+Plus		
N.25	UNLV*	L	24 - 31			20 - 19	418 - 368	1 - 0	328 - 277	1 - 2	90 - 91	2 - 1	73	17,184	N	SportsWest---		

2001 ▶ 3-8 OVERALL ▶ 2-5 MOUNTAIN WEST (7TH) ▶ HOME: 2-4; AWAY: 1-4

COACH: TED TOLLNER

Date	Opponent	Result	Score	AP Coach		FD - FD	Total			Passing			Rushing		Temp	Att.	Misc	Television
				Rk	Rk		Yds - Yds	TOs - TOs	Yds - Yds	TDs - TDs	Yds - Yds	TDs - TDs						
A.30	ARIZONA	L	10 - 23			14 - 17	201 - 231	3 - 1	160 - 176	0 - 1	41 - 55	1 - 1	67	29,386	N	ESPN2		
S.8	at Arizona State.	L	7 - 38			11 - 24	190 - 425	2 - 1	102 - 271	0 - 4	88 - 154	1 - 0	97	54,071	N			
S.22	at Colorado State*	W	14 - 7			19 - 9	370 - 212	1 - 1	200 - 119	0 - 1	170 - 93	2 - 0	78	29,110	D	ABC (r)		
S.29	AIR FORCE*	L	21 - 45			21 - 25	403 - 427	4 - 0	199 - 120	0 - 0	204 - 319	3 - 5	68	22,193	N	ESPN2		
O.6	EASTERN ILLINOIS	W	40 - 7			30 - 9	629 - 226	4 - 2	273 - 199	2 - 1	356 - 27	3 - 0	63	20,064	N, HC			
O.13	at UNLV*	L	3 - 31			12 - 23	160 - 427	0 - 1	121 - 153	0 - 2	39 - 274	0 - 1	83	22,100	D	ABC (r)		
O.20	at Ohio State	L	12 - 27			15 - 19	319 - 334	5 - 1	202 - 198	0 - 0	117 - 136	1 - 4	57	102,432	D	ESPN+Plus		
O.25	(16/10) BRIGHAM YOUNG* L	21 - 59			19 - 20	415 - 450	5 - 2	130 - 266	1 - 3	130 - 266	2 - 3	67	30,064	N	SportsWest			
N.3	NEW MEXICO*	L	15 - 20			13 - 11	222 - 265	1 - 1	231 - 158	1 - 2	64 - 34	0 - 0	60	16,538	N	SportsWest		
N.10	at Utah*	L	3 - 17			16 - 16	258 - 363	1 - 0	194 - 138	0 - 1	64 - 225	0 - 1	53	36,018	D			
N.17	WYOMING*	W	38 - 16			20 - 17	382 - 364	2 - 9	183 - 307	1 - 0	199 - 57	4 - 2	60	16,864	N	SportsWest		

2002 ▶ 4-9 OVERALL ▶ 4-3 MOUNTAIN WEST (T-3RD) ▶ HOME: 2-3; AWAY: 2-6

COACH: TOM CRAFT

Date	Opponent	Result	Score	AP Coach		FD - FD	Total			Passing			Rushing		Temp	Att.	Misc	Television
				Rk	Rk		Yds - Yds	TOs - TOs	Yds - Yds	TDs - TDs	Yds - Yds	TDs - TDs						
A.29	at Fresno State	L	14 - 16			19 - 18	278 - 262	2 - 1	240 - 196	1 - 1	38 - 66	1 - 0	85	39,111	N	ESPN2		
S.7	at (17/17) Colorado	L	14 - 34			24 - 20	401 - 401	2 - 1	359 - 136	0 - 2	42 - 265	2 - 2	87	44,126	N	FSN		
S.14	ARIZONA STATE	L	28 - 39			25 - 13	574 - 365	5 - 2	516 - 258	3 - 4	58 - 107	0 - 0	68	29,041	N	Fox-Ariz.		
S.21	at Idaho	L	38 - 48			26 - 34	585 - 531	1 - 1	506 - 382	5 - 6	79 - 149	0 - 0	72	14,887	D			
S.28	UCLA	L	7 - 43			17 - 17	271 - 391	5 - 0	208 - 238	1 - 2	63 - 153	0 - 2	70	33,610	D	ESPN2		
O.12	UTAH*	W	36 - 17			23 - 26	410 - 308	1 - 5	294 - 276	2 - 2	116 - 32	1 - 0	66	20,410	D	KJZZ		
O.19	at Wyoming*	W	24 - 20			21 - 25	419 - 388	2 - 1	335 - 257	1 - 3	84 - 131	0 - 0	53	13,757	D			
O.26	UNLV*	W	31 - 21			27 - 20	475 - 374	3 - 0	319 - 196	2 - 0	156 - 178	1 - 2	61	21,541	D, HC			
N.2	at Brigham Young*	L	10 - 34			18 - 17	246 - 403	2 - 4	228 - 289	1 - 3	18 - 114	0 - 1	36	59,362	D	ESPN+Plus		
N.9	at New Mexico*	L	15 - 8			11 - 14	183 - 237	2 - 3	153 - 70	0 - 0	30 - 167	0 - 2	63	28,770	D	SportsWest		
N.15	(21/17) COLORADO STATE* L	21 - 49			20 - 29	378 - 533	0 - 2	348 - 256	3 - 4	30 - 277	0 - 3	75	21,714	D	SportsWest			
N.23	at Air Force*	W	38 - 34			26 - 29	398 - 538	1 - 2	289 - 125	2 - 1	109 - 413	3 - 4	41	31,023	D	ESPN2		
D.7	at Hawai'i	L	40 - 41			24 - 30	632 - 610	1 - 5	507 - 437	3 - 3	125 - 173	1 - 3	74	36,671	N	KFVE		

All-Time Scores



2023 SAN DIEGO STATE RECORD BOOK

2003 ▶ 6-6 OVERALL ▶ 3-4 MOUNTAIN WEST (T-4TH) ▶ HOME: 4-2; AWAY: 2-4

COACH: TOM CRAFT

Date	Opponent	Result	Score	AP Coach		FD - FD	Total			Passing			Rushing			Temp	Att.	Misc	Television
				Rk	Rk		Yds - Yds	TOs - TOs	Yds - Yds	TDs - TDs	Yds - Yds	TDs - TDs	Yds - Yds	TDs - TDs					
A.30	EASTERN WASHINGTON	W	19 - 9			18 - 18	318 - 217	2 - 0	151 - 100	0 - 1	167 - 117	2 - 0	77	21,145	N				
S.9	at (2/2) Ohio State	L	13 - 16			20 - 10	216 - 196	4 - 2	188 - 76	1 - 0	28 - 120	0 - 0	70	104,433	D	ESPN+Plus			
S.13	at UTEP	W	34 - 0			14 - 15	317 - 261	2 - 6	180 - 137	0 - 0	137 - 124	3 - 0	92	18,195	N				
S.20	SAMFORD	W	37 - 17			27 - 14	528 - 244	2 - 0	234 - 138	3 - 1	294 - 106	2 - 0	70	20,967	D				
S.27	at UCLA	L	10 - 20			13 - 17	230 - 323	3 - 4	110 - 258	0 - 2	120 - 65	1 - 0	75	48,690	N	Fox West 2			
O.4	BRIGHAM YOUNG*	L	36 - 44			16 - 18	392 - 418	3 - 3	352 - 180	3 - 2	40 - 238	0 - 2	63	32,137	N	SportsWest			
O.11	at Utah*	L	6 - 27			15 - 22	252 - 415	1 - 1	203 - 273	0 - 3	49 - 142	0 - 0	67	39,132	N	KJZZ			
O.18	NEW MEXICO*	L	7 - 30			20 - 14	393 - 326	6 - 2	354 - 119	0 - 0	39 - 207	1 - 2	72	22,011	N, HC	SportsWest			
O.25	WYOMING*	W	25 - 20			21 - 18	397 - 292	2 - 3	191 - 247	1 - 2	206 - 45	1 - 0	66	15,812	N	SportsWest			
N.8	at UNLV*	W	7 - 0			18 - 11	309 - 175	2 - 4	158 - 144	1 - 0	151 - 31	0 - 0	63	20,896	D	ESPN+Plus			
N.15	at Colorado State*	L	6 - 21			20 - 15	345 - 324	2 - 1	237 - 156	0 - 1	108 - 168	0 - 1	57	29,127	D	ESPN+Plus			
N.22	AIR FORCE*	W	24 - 3			20 - 19	383 - 286	0 - 2	251 - 95	1 - 0	132 - 191	1 - 0	59	23,682	N	SportsWest			

2004 ▶ 4-7 OVERALL ▶ 2-5 MOUNTAIN WEST (7TH) ▶ HOME: 3-2; AWAY: 1-5

COACH: TOM CRAFT

Date	Opponent	Result	Score	AP Coach		FD - FD	Total			Passing			Rushing			Temp	Att.	Misc	Television
				Rk	Rk		Yds - Yds	TOs - TOs	Yds - Yds	TDs - TDs	Yds - Yds	TDs - TDs	Yds - Yds	TDs - TDs					
S.4	IDAHO STATE	W	38 - 21			27 - 22	581 - 398	3 - 4	290 - 352	2 - 1	291 - 46	3 - 2	82	57,216	N, FW				
S.18	at (17/17) Michigan	L	21 - 24			15 - 20	311 - 327	3 - 4	289 - 179	2 - 2	22 - 148	1 - 0	73	109,432	D	ESPN			
S.25	NEVADA	W	27 - 10			22 - 18	408 - 355	3 - 2	262 - 271	2 - 0	146 - 84	1 - 1	73	33,429	N	SportsWest			
O.2	at UCLA	L	10 - 33			21 - 19	402 - 410	2 - 1	263 - 205	0 - 1	139 - 205	1 - 1	77	52,038	D	FSN West 2			
O.9	at Wyoming*	L	10 - 20			20 - 14	363 - 264	3 - 0	295 - 192	1 - 2	68 - 72	0 - 0	64	19,540	D	ESPN+Plus			
O.16	COLORADO STATE*	L	17 - 21			16 - 13	366 - 196	3 - 2	238 - 133	1 - 1	128 - 63	0 - 1	69	31,129	D	ABC (r)			
O.23	at New Mexico*	L	9 - 19			15 - 17	146 - 220	2 - 1	165 - 106	1 - 1	(-19) - 114	0 - 1	58	37,287	D	SportsWest			
O.30	(9/10) UTAH*	L	28 - 51			23 - 29	414 - 548	2 - 1	252 - 375	2 - 5	162 - 173	1 - 1	67	32,683	N, HC	KJZZ			
N.6	at Brigham Young*	L	16 - 49			21 - 18	392 - 526	3 - 1	229 - 339	1 - 3	163 - 187	1 - 3	60	53,435	D	ESPN+Plus			
N.13	at Air Force*	W	37 - 31			24 - 29	456 - 486	2 - 6	232 - 133	2 - 0	224 - 353	2 - 4	29	28,514	D, S	ESPN+Plus			
N.20	UNLV*	W	21 - 3			14 - 23	284 - 297	1 - 4	175 - 216	1 - 0	109 - 81	0 - 0	63	25,519	N	SportsWest			

2005 ▶ 5-7 OVERALL ▶ 4-4 MOUNTAIN WEST (T-4TH) ▶ HOME: 3-3; AWAY: 2-4

COACH: TOM CRAFT

Date	Opponent	Result	Score	AP Coach		FD - FD	Total			Passing			Rushing			Temp	Att.	Misc	Television
				Rk	Rk		Yds - Yds	TOs - TOs	Yds - Yds	TDs - TDs	Yds - Yds	TDs - TDs	Yds - Yds	TDs - TDs					
S.3	UCLA	L	21 - 44			23 - 16	402 - 349	2 - 0	246 - 158	1 - 0	156 - 191	2 - 4	72	50,710	N	ESPN2			
S.10	at Air Force*	L	29 - 41			26 - 25	417 - 503	3 - 1	253 - 231	1 - 1	164 - 272	2 - 5	79	30,101	D	ESPN360			
S.17	at (9/9) Ohio State	L	6 - 27			3 - 21	179 - 375	1 - 2	166 - 196	1 - 0	13 - 179	0 - 3	67	104,533	D	ABC (r)			
S.24	SAN JOSÉ STATE	W	52 - 21			28 - 12	513 - 233	1 - 2	303 - 101	5 - 1	210 - 132	1 - 2	76	55,868	N, FW	SportsWest			
O.1	BRIGHAM YOUNG*	W	31 - 10			26 - 15	508 - 305	1 - 3	243 - 261	0 - 0	265 - 44	4 - 1	71	41,680	N	SportsWest			
O.8	at UNLV*	L	10 - 13			10 - 13	140 - 241	4 - 3	106 - 88	0 - 0	34 - 153	0 - 1	83	18,372	D	ESPN+Plus			
O.15	at Utah*	W	28 - 19			17 - 30	385 - 592	0 - 2	219 - 417	3 - 0	166 - 175	1 - 2	77	41,341	N	ABC (r)			
O.22	NEW MEXICO*	L	24 - 47			15 - 33	291 - 534	3 - 2	197 - 248	2 - 3	94 - 286	0 - 3	60	26,670	N	SportsWest			
O.29	(20/20) TCU*	L	20 - 23			20 - 24	360 - 403	2 - 3	235 - 112	1 - 0	125 - 291	1 - 3	66	21,698	N, HC	ESPN360			
N.12	at Colorado State*	W	30 - 10			18 - 20	375 - 352	1 - 3	179 - 165	2 - 0	196 - 187	1 - 1	52	25,411	D	ESPN+Plus			
N.19	WYOMING*	W	34 - 21			22 - 20	425 - 397	3 - 3	211 - 346	1 - 0	214 - 51	2 - 3	72	20,713	N	SportsWest			
D.3	at Hawai'i	L	38 - 49			31 - 34	554 - 588	5 - 4	421 - 326	3 - 5	133 - 262	2 - 2	77	28,326	N				

2006 ▶ 3-9 OVERALL ▶ 3-5 MOUNTAIN WEST (T-6TH) ▶ HOME: 3-3; AWAY: 0-6

COACH: CHUCK LONG

Date	Opponent	Result	Score	AP Coach		FD - FD	Total			Passing			Rushing			Temp	Att.	Misc	Television
				Rk	Rk		Yds - Yds	TOs - TOs	Yds - Yds	TDs - TDs	Yds - Yds	TDs - TDs	Yds - Yds	TDs - TDs					
A. 31	UTEP	L	27 - 34			22 - 12	384 - 243	3 - 4	275 - 213	0 - 3	109 - 30	3 - 1	72	34,723	N	CSTV			
S. 16	at Wisconsin	L	0 - 14			7 - 14	115 - 372	1 - 1	102 - 85	0 - 1	13 - 287	0 - 1	77	81,090	D	ESPN+Plus			
S. 23	UTAH*	L	7 - 38			15 - 23	287 - 359	5 - 2	83 - 167	1 - 1	204 - 192	0 - 2	73	53,794	N, FW	The Mtn.			
S. 30	at San José State	L	10 - 31			10 - 20	239 - 418	3 - 2	76 - 282	0 - 3	163 - 136	1 - 1	62	14,361	D	Ch. 4 SD			
O.7	at Brigham Young*	L	17 - 47			21 - 23	357 - 419	2 - 1	216 - 267	0 - 4	141 - 152	2 - 2	54	60,804	D	The Mtn.			
O.21	AIR FORCE*	W	19 - 12			15 - 23	284 - 344	0 - 2	133 - 47	1 - 0	151 - 297	0 - 1	69	26,871	N	The Mtn.			
O.28	CAL POLY	L	14 - 16			15 - 15	306 - 284	1 - 1	157 - 80	2 - 1	149 - 204	0 - 0	77	20,974	N, HC				
N.4	at Wyoming*	L	24 - 27			10 - 23	232 - 319	1 - 1	192 - 97	2 - 1	40 - 222	0 - 2	47	14,012	D	The Mtn.			
N.11	UNLV*	W	21 - 7			20 - 18	277 - 250	1 - 3	136 - 211	0 - 1	141 - 39	1 - 0	63	21,445	N	The Mtn.			
N.18	at TCU*	L	0 - 52			6 - 30	87 - 624	2 - 1	56 - 349	0 - 5	31 - 275	0 - 2	69	26,287	D	Versus			
N.25	at New Mexico*	L	14 - 41			25 - 14	431 - 301	4 - 0	327 - 87	2 - 2	104 - 214	0 - 2	57	23,421	D				
D.2	COLORADO STATE*	W	17 - 6			9 - 19	235 - 288	1 - 1	51 - 175	0 - 0	184 - 113	2 - 0	69	17,557	N	The Mtn.			

All-Time Scores



2023 SAN DIEGO STATE RECORD BOOK

2007 ▶ 4-8 OVERALL ▶ 3-5 MOUNTAIN WEST (6TH) ▶ HOME: 2-4; AWAY: 2-4

COACH: CHUCK LONG

Date	Opponent	Result	Score	AP Coach		FD - FD	Total			Passing			Rushing			Temp	Att.	Misc	Television
				Rk	Rk		Yds - Yds	TOs - TOs	Yds - Yds	TDs - TDs	Yds - Yds	TDs - TDs	Yds - Yds	TDs - TDs					
S.8	at Washington State#	L	17 - 45			21 - 36	399 - 654	1 - 1	285 - 469	1 - 5	114 - 185	1 - 1	70	46,290	D				
S.15	at Arizona State	L	13 - 34			17 - 26	323 - 479	1 - 1	180 - 211	0 - 2	143 - 268	1 - 2	92	54,617	N	FSN Ariz.			
S.22	PORTLAND STATE	W	52 - 17			27 - 24	596 - 458	0 - 4	474 - 445	5 - 0	122 - 13	2 - 2	69	53,110	D, FW	The Mtn.			
S.29	(24-) CINCINNATI	L	23 - 52			16 - 30	377 - 547	2 - 3	312 - 284	2 - 4	65 - 263	0 - 2	66	24,647	N	VERSUS			
O.6	at Colorado State*	W	24 - 20			19 - 16	386 - 327	1 - 2	230 - 188	0 - 1	156 - 139	3 - 1	83	27,930	D	The Mtn.			
O.13	at Utah*	L	7 - 23			12 - 27	211 - 514	2 - 2	149 - 232	0 - 2	62 - 282	1 - 0	55	40,898	D	Ch. 4 SD			
O.20	NEW MEXICO*	L	17 - 20			14 - 19	299 - 365	2 - 2	133 - 239	0 - 1	166 - 126	2 - 1	64	20,205	N, HC	CSTV			
N.3	WYOMING*	W	27 - 24			16 - 18	307 - 250	2 - 1	249 - 159	2 - 2	58 - 91	2 - 0	63	22,852	N	The Mtn.			
N.10	at UNLV*	W	38 - 30			18 - 24	318 - 482	1 - 1	196 - 207	2 - 3	122 - 275	1 - 1	65	18,837	N	CSTV			
N.17	at Air Force*	L	23 - 55			21 - 30	506 - 670	3 - 1	410 - 101	1 - 0	96 - 569	2 - 8	50	34,227	D				
N.24	TCU*	L	33 - 45			15 - 39	441 - 694	0 - 3	366 - 318	2 - 0	75 - 376	2 - 6	63	18,350	N				
D.1	(21/19) BRIGHAM YOUNG**	L	27 - 48			22 - 33	356 - 538	1 - 1	288 - 227	1 - 3	68 - 311	2 - 4	56	28,473	D	The Mtn.			

- Played at Qwest Field In Seattle, Wash., * - Game originally scheduled for Oct. 27 (PPD - Fires).

2008 ▶ 2-10 OVERALL ▶ 1-7 MOUNTAIN WEST (T-8TH) ▶ HOME: 2-4; AWAY: 0-6

COACH: CHUCK LONG

Date	Opponent	Result	Score	AP Coach		FD - FD	Total			Passing			Rushing			Temp	Att.	Misc	Television
				Rk	Rk		Yds - Yds	TOs - TOs	Yds - Yds	TDs - TDs	Yds - Yds	TDs - TDs	Yds - Yds	TDs - TDs					
A.30	CAL POLY	L	27 - 29			23 - 21	379 - 483	5 - 1	352 - 220	3 - 1	27 - 263	1 - 2	77	26,851	N	Ch. 4 SD			
S.6	at Notre Dame	L	13 - 21			19 - 20	345 - 342	2 - 4	274 - 237	1 - 3	71 - 105	1 - 0	71	80,795	D	NBC			
S.13	at San José State	L	10 - 35			7 - 22	146 - 476	1 - 1	140 - 183	0 - 0	6 - 293	0 - 5	74	19,854	N				
S.27	IDAHO	W	45 - 17			23 - 20	603 - 351	2 - 4	445 - 169	4 - 0	158 - 182	2 - 2	76	21,401	N	Go Vandals TV			
O.4	at TCU*	L	7 - 41			4 - 28	85 - 498	1 - 1	98 - 115	0 - 1	-13 - 383	1 - 4	91	30,620	N	The Mtn.			
O.11	AIR FORCE*	L	10 - 35			12 - 30	165 - 473	2 - 2	130 - 72	0 - 1	35 - 401	1 - 3	64	43,630	N, FW	The Mtn.			
O.18	at New Mexico*	L	7 - 70			13 - 28	227 - 565	3 - 1	161 - 146	1 - 1	66 - 419	0 - 8	71	26,695	D	The Mtn.			
O.25	COLORADO STATE*	L	34 - 38			23 - 25	392 - 507	1 - 0	166 - 296	1 - 3	226 - 211	2 - 2	73	17,185	N, HC	The Mtn.			
N.1	at Wyoming*	L	10 - 35			19 - 22	328 - 544	1 - 0	311 - 166	1 - 1	17 - 378	0 - 4	59	11,779	D	The Mtn.			
N.8	at (17/16) Brigham Young*	L	12 - 41			18 - 18	280 - 421	4 - 1	160 - 317	1 - 3	120 - 104	0 - 2	52	64,107	D	The Mtn.			
N.15	(8/7) UTAH*	L	14 - 63			19 - 30	320 - 520	3 - 1	247 - 322	2 - 5	73 - 198	0 - 2	77	19,342	N	The Mtn.			
N.22	UNLV*	W	42 - 21			27 - 16	479 - 349	0 - 3	387 - 316	2 - 2	92 - 33	3 - 1	62	17,846	N	CBS College			

2009 ▶ 4-8 OVERALL ▶ 2-6 MOUNTAIN WEST (7TH) ▶ HOME: 3-3; AWAY: 1-5

COACH: BRADY HOKE

Date	Opponent	Result	Score	AP Coach		FD - FD	Total			Passing			Rushing			Temp	Att.	Misc	Television
				Rk	Rk		Yds - Yds	TOs - TOs	Yds - Yds	TDs - TDs	Yds - Yds	TDs - TDs	Yds - Yds	TDs - TDs					
S.5	at UCLA	L	14 - 33			11 - 19	277 - 359	3 - 3	238 - 215	2 - 1	39 - 144	0 - 2	89	55,761	D	FS West			
S.12	SOUTHERN UTAH	W	35 - 19			22 - 19	436 - 279	2 - 3	287 - 165	2 - 1	149 - 114	2 - 1	76	42,137	N, FW				
S.19	at Idaho	L	20 - 34			20 - 21	296 - 379	2 - 0	241 - 232	2 - 0	55 - 147	0 - 3	NA	10,324	D	SWX			
S.26	at Air Force*	L	14 - 26			16 - 12	323 - 294	6 - 0	284 - 51	2 - 0	39 - 243	0 - 0	75	35,929	D	The Mtn.			
O.3	NEW MEXICO STATE	W	34 - 17			13 - 15	252 - 234	1 - 4	144 - 146	2 - 2	108 - 88	1 - 0	69	21,184	N				
O.17	(18/19) BRIGHAM YOUNG*	L	28 - 38			16 - 27	342 - 512	1 - 0	322 - 346	3 - 3	20 - 166	1 - 2	80	30,258	D, HC	The Mtn.			
O.24	at Colorado State*	W	42 - 28			25 - 20	531 - 556	0 - 2	459 - 205	6 - 2	72 - 151	0 - 2	64	20,631	D	The Mtn.			
O.31	NEW MEXICO*	W	23 - 20			18 - 25	303 - 386	1 - 0	253 - 277	3 - 1	50 - 109	0 - 1	77	12,647	D	CBS College			
N.7	(6/4) TCU*	L	12 - 55			16 - 28	279 - 551	4 - 0	187 - 239	1 - 2	92 - 312	0 - 5	72	21,708	D	VERSUS			
N.14	WYOMING*	L	27 - 30			21 - 30	357 - 446	1 - 1	200 - 246	0 - 1	157 - 200	3 - 2	58	18,851	N	The Mtn.			
N.21	at (23/23) Utah*	L	7 - 38			16 - 22	262 - 391	2 - 0	207 - 202	1 - 1	55 - 189	0 - 3	40	44,991	D	VERSUS			
N.28	at UNLV*	L	24 - 28			20 - 22	445 - 397	2 - 2	341 - 274	1 - 1	104 - 123	1 - 2	53	13,730	N	The Mtn.			

2010 ▶ 9-4 OVERALL ▶ 5-3 MOUNTAIN WEST (T-3RD) ▶ HOME: 6-1; AWAY: 3-3

COACH: BRADY HOKE

Date	Opponent	Result	Score	AP Coach		FD - FD	Total			Passing			Rushing			Temp	Att.	Misc	Television
				Rk	Rk		Yds - Yds	TOs - TOs	Yds - Yds	TDs - TDs	Yds - Yds	TDs - TDs	Yds - Yds	TDs - TDs					
S.4	NICHOLLS STATE	W	47 - 0			23 - 12	531 - 171	1 - 1	313 - 83	2 - 0	218 - 88	4 - 0	82	25,290	N				
S.11	at New Mexico State	W	41 - 21			24 - 17	563 - 328	0 - 1	319 - 223	1 - 2	244 - 105	4 - 1	89	16,891	N	Aggie Vision			
S.18	at (-/25) Missouri	L	24 - 27			17 - 25	440 - 440	1 - 3	190 - 351	0 - 1	250 - 89	3 - 2	83	56,050	N	PPV			
S.25	UTAH STATE	W	41 - 7			18 - 14	504 - 245	2 - 1	362 - 115	3 - 0	142 - 115	2 - 1	87	45,682	N, FW				
O.9	at Brigham Young*	L	21 - 24			12 - 24	273 - 413	1 - 2	220 - 142	3 - 0	53 - 271	0 - 3	60	62,176	N	The Mtn.			
O.16	(23/23) AIR FORCE*	W	27 - 25			16 - 29	452 - 487	1 - 1	247 - 175	1 - 1	205 - 312	2 - 2	66	28,178	N, HC	CBS College			
O.23	at New Mexico*	W	30 - 20			22 - 16	384 - 303	2 - 2	249 - 193	2 - 2	135 - 110	1 - 0	58	16,488	N	The Mtn.			
O.30	at Wyoming*	W	48 - 38			20 - 21	441 - 338	3 - 1	365 - 186	3 - 3	76 - 152	3 - 2	56	16,252	D	The Mtn.			
N.6	COLORADO STATE*	W	24 - 19			19 - 19	319 - 293	5 - 1	171 - 266	1 - 1	148 - 27	2 - 0	63	34,689	N	The Mtn.			
N.13	at (3/3) TCU*	L	35 - 40			7 - 27	300 - 466	2 - 2	262 - 240	2 - 4	38 - 226	2 - 1	62	45,694	N	VERSUS			
N.20	(25/24) UTAH*	L	34 - 38			29 - 22	587 - 500	3 - 0	528 - 362	4 - 2	59 - 138	1 - 3	58	34,951	N	The Mtn.			
N.27	UNLV*	W	48 - 14			30 - 15	588 - 234	1 - 0	338 - 167	4 - 1	250 - 67	2 - 0	55	22,091	N	The Mtn.			

2010 POINSETTIA BOWL (Qualcomm Stadium, San Diego, Calif.)

D.23	NAVY	W	35 - 14			27 - 22	555 - 382	0 - 1	276 - 147	2 - 1	279 - 235	3 - 1	58	48,049	N	ESPN	
------	------	---	---------	--	--	---------	-----------	-------	-----------	-------	-----------	-------	----	--------	---	------	--

All-Time Scores



2023 SAN DIEGO STATE RECORD BOOK

2011 ▶ 8-5 OVERALL ▶ 4-3 MOUNTAIN WEST (4TH) ▶ HOME: 4-3; AWAY: 4-1; NEUTRAL: 0-1

COACH: ROCKY LONG

Date	Opponent	Result	Score	AP Coach		FD - FD	Total			Passing			Rushing		Temp	Att.	Misc	Television
				Rk	Rk		Yds - Yds	TOs - TOs	Yds - Yds	TDs - TDs	Yds - Yds	TDs - TDs	Yds - Yds	TDs - TDs				
S.3	CAL POLY	W	49 - 21			22 - 12	492 - 284	0 - 1	203 - 147	4 - 0	137 - 289	2 - 3	68	34,384	N	The Mtn.		
S.10	at Army	W	23 - 20			16 - 25	292 - 446	0 - 3	146 - 43	1 - 0	146 - 403	2 - 3	76	26,778	D	CBSSN		
S.17	WASHINGTON STATE	W	42 - 24			25 - 19	500 - 419	2 - 4	273 - 368	2 - 3	227 - 51	4 - 0	69	57,286	D, FW	The Mtn.		
S.24	at (22/21) Michigan	L	7 - 28			20 - 18	376 - 413	3 - 4	253 - 93	1 - 0	123 - 320	0 - 4	61	110,707	D	Big Ten		
O.8	TCU*	L	14 - 27			15 - 22	296 - 446	4 - 4	206 - 212	2 - 2	90 - 234	0 - 1	67	44,248	N, HC	CBSSN		
O.13	at Air Force*	W	41 - 27			20 - 26	410 - 419	1 - 3	209 - 224	2 - 2	201 - 195	2 - 1	64	27,490	N	CBSSN		
O.29	WYOMING*	L	27 - 30			21 - 22	539 - 500	1 - 0	247 - 341	2 - 2	292 - 159	2 - 2	67	29,730	N	The Mtn.		
N.5	NEW MEXICO*	W	35 - 7			23 - 8	486 - 162	0 - 2	271 - 88	0 - 0	215 - 71	1 - 5	63	28,362	N	The Mtn.		
N.12	at Colorado State*	W	18 - 15			22 - 12	327 - 287	1 - 2	154 - 52	1 - 0	173 - 235	1 - 2	58	16,811	D	The Mtn.		
N.19	(10/11) BOISE STATE*	L	35 - 52			24 - 26	470 - 497	3 - 2	350 - 366	3 - 4	120 - 131	2 - 3	62	52,256	N	CBSSN		
N.26	at UNLV*	W	31 - 14			21 - 15	391 - 261	1 - 1	152 - 120	2 - 0	239 - 141	2 - 2	53	19,075	N	The Mtn.		
D.3	FRESNO STATE	W	35 - 28			23 - 13	496 - 384	0 - 1	281 - 336	0 - 2	215 - 48	5 - 1	59	32,790	N	CBSSN		
2011 NEW ORLEANS BOWL (Mercedes-Benz Superdome, New Orleans, La.)																		
D.17	vs. Louisiana	L	30 - 32			29 - 25	481 - 568	0 - 1	413 - 492	3 - 3	68 - 76	1 - 0	NA	42,841	N	ESPN		

2012 ▶ 9-4 OVERALL ▶ 7-1 MOUNTAIN WEST (T-1ST) ▶ HOME: 6-2; AWAY: 3-2

COACH: ROCKY LONG

Date	Opponent	Result	Score	AP Coach		FD - FD	Total			Passing			Rushing		Temp	Att.	Misc	Television
				Rk	Rk		Yds - Yds	TOs - TOs	Yds - Yds	TDs - TDs	Yds - Yds	TDs - TDs	Yds - Yds	TDs - TDs				
S.1	at Washington	L	12 - 21			16 - 22	327 - 328	3 - 1	128 - 222	1 - 1	199 - 106	1 - 1	67	53,742	N	Pac-12 N		
S.8	ARMY	W	42 - 7			21 - 18	443 - 332	0 - 3	215 - 50	1 - 0	228 - 282	4 - 1	82	30,799	D	NBCSN		
S.15	NORTH DAKOTA	W	49 - 41			27 - 25	533 - 489	0 - 1	241 - 434	3 - 4	292 - 55	3 - 1	97	24,826	N	KUSI		
S.22	SAN JOSÉ STATE	L	34 - 38			29 - 21	484 - 367	2 - 2	213 - 290	2 - 4	271 - 77	2 - 0	85	24,103	N	KUSI		
S.29	at Fresno State*	L	40 - 52			14 - 32	339 - 646	5 - 4	160 - 536	2 - 5	179 - 110	2 - 2	89	33,894	N	KUSI		
O.6	HAWAII*	W	52 - 14			27 - 12	412 - 173	0 - 3	218 - 112	2 - 1	194 - 61	5 - 1	73	50,586	N, FW	CBSSN		
O.13	COLORADO STATE*	W	38 - 14			23 - 19	399 - 335	1 - 3	181 - 214	2 - 1	218 - 121	3 - 1	72	27,133	D, HC	TWCSN		
O.20	at Nevada*	ot-W	39 - 38			26 - 29	349 - 480	0 - 0	197 - 304	3 - 3	152 - 176	1 - 2	63	22,242	N	CBSSN		
O.27	UNLV*	W	24 - 13			24 - 15	506 - 300	3 - 0	231 - 159	2 - 1	275 - 141	1 - 1	83	23,874	N	TWCSN		
N.3	at (19/14) Boise State*	W	21 - 19			14 - 18	269 - 276	1 - 1	105 - 164	0 - 1	164 - 112	2 - 2	56	36,084	N	CBSSN		
N.10	AIR FORCE*	W	28 - 9			15 - 24	268 - 393	2 - 4	90 - 73	1 - 0	178 - 320	2 - 1	61	30,266	D	NBCSN		
N.24	at Wyoming*	W	42 - 28			29 - 22	564 - 382	3 - 1	164 - 260	2 - 2	400 - 122	4 - 2	51	13,474	D	TWCSN		
2012 POINSETTIA BOWL (Qualcomm Stadium, San Diego, Calif.)																		
D.20	BRIGHAM YOUNG	L	6 - 23			13 - 17	263 - 296	5 - 3	144 - 244	0 - 0	119 - 52	0 - 1	60	35,442	N	ESPN		

2013 ▶ 8-5 OVERALL ▶ 6-2 MOUNTAIN WEST (2ND - WEST DIV.) ▶ HOME: 3-3; AWAY: 4-2; NEUTRAL: 1-0

COACH: ROCKY LONG

Date	Opponent	Result	Score	AP Coach		FD - FD	Total			Passing			Rushing		Temp	Att.	Misc	Television
				Rk	Rk		Yds - Yds	TOs - TOs	Yds - Yds	TDs - TDs	Yds - Yds	TDs - TDs	Yds - Yds	TDs - TDs				
A.31	EASTERN ILLINOIS	L	19 - 40			24 - 21	440 - 533	5 - 2	318 - 361	0 - 3	122 - 172	1 - 2	83	42,978	N, FW	MWN		
S.7	at (3/2) Ohio State	L	7 - 42			17 - 22	280 - 445	4 - 1	216 - 182	1 - 2	64 - 263	0 - 4	82	104,984	D	ABC/ESPN2		
S.21	OREGON STATE	L	30 - 34			18 - 22	325 - 377	2 - 2	251 - 367	2 - 3	74 - 10	1 - 1	71	32,133	D	CBSSN		
S.28	at New Mexico State	W	26 - 16			22 - 14	441 - 268	1 - 1	229 - 228	0 - 2	212 - 40	3 - 0	73	16,113	N	FSSD		
O.4	NEVADA*	ot-W	51 - 44			21 - 33	541 - 570	1 - 2	286 - 393	3 - 2	255 - 177	4 - 4	69	22,475	N	ESPN		
O.10	at Air Force*	W	27 - 20			22 - 14	463 - 319	2 - 1	249 - 150	3 - 1	214 - 169	1 - 1	50	17,280	N	CBSSN		
O.26	(15/18) FRESNO STATE* ot-L	W	28 - 35			22 - 20	507 - 341	2 - 0	337 - 298	0 - 2	170 - 43	4 - 2	62	32,707	N, HC	ESPN		
N.2	NEW MEXICO*	W	35 - 30			19 - 21	483 - 423	0 - 1	234 - 170	2 - 1	249 - 253	3 - 3	66	35,890	N	ROOT/FSSD		
N.9	at San José State*	W	34 - 30			21 - 21	409 - 382	2 - 2	235 - 301	2 - 3	174 - 81	3 - 0	60	17,932	N	CBSSN		
N.16	at Hawaii*	ot-W	28 - 21			21 - 20	499 - 355	4 - 2	265 - 194	1 - 2	234 - 161	3 - 1	82	28,530	N	CBSSN		
N.23	BOISE STATE*	ot-W	34 - 31			19 - 16	349 - 297	3 - 2	288 - 202	2 - 2	61 - 95	1 - 1	58	33,161	N	CBSSN		
N.30	at UNLV*	L	19 - 45			21 - 22	327 - 401	2 - 0	239 - 270	1 - 5	88 - 131	1 - 1	50	15,884	N	ESPNU		
2013 FAMOUS IDAHO POTATO BOWL (Bronco Stadium, Boise, Idaho)																		
D.21	vs. Buffalo	W	49 - 24			22 - 20	460 - 309	2 - 3	211 - 196	2 - 3	249 - 113	5 - 0	30	21,951	D	ESPN		

2014 ▶ 7-6 OVERALL ▶ 5-3 MOUNTAIN WEST (T-1ST - WEST DIV.) ▶ HOME: 6-1; AWAY: 1-5

COACH: ROCKY LONG

Date	Opponent	Result	Score	AP Coach		FD - FD	Total			Passing			Rushing		Temp	Att.	Misc	Television
				Rk	Rk		Yds - Yds	TOs - TOs	Yds - Yds	TDs - TDs	Yds - Yds	TDs - TDs	Yds - Yds	TDs - TDs				
A.30	NORTHERN ARIZONA	W	38 - 7			25 - 14	399 - 312	1 - 1	205 - 188	1 - 0	194 - 124	3 - 1	84	30,761	D	CBSSN		
S.6	at (21/23) North Carolina	L	27 - 31			23 - 20	509 - 394	3 - 1	341 - 263	1 - 2	168 - 131	2 - 1	84	58,000	N	ESPNNews		
S.20	at Oregon State	L	7 - 28			11 - 25	215 - 372	2 - 2	106 - 275	0 - 0	109 - 97	1 - 4	85	41,339	N	FOX Sports 1		
S.27	UNLV*	W	34 - 17			25 - 26	466 - 455	0 - 2	209 - 346	0 - 1	257 - 109	4 - 1	72	28,005	N	ESPN3		
O.3	at Fresno State*	L	13 - 24			17 - 16	270 - 315	3 - 2	84 - 143	1 - 0	186 - 172	0 - 3	88	33,928	N	CBSSN		
O.10	at New Mexico*	W	24 - 14			19 - 15	470 - 263	4 - 1	73 - 111	0 - 1	397 - 152	3 - 1	60	19,497	N, R	ESPNU		
O.18	HAWAII*	W	20 - 10			19 - 12	457 - 264	1 - 3	174 - 174	1 - 1	283 - 90	1 - 0	71	35,686	N	CBSSN		
N.1	at Nevada*	L	14 - 30			17 - 17	324 - 338	3 - 1	189 - 109	1 - 1	135 - 229	1 - 2	49	20,508	N	CBSSN		
N.8	IDAHO	W	35 - 21			18 - 26	405 - 379	0 - 1	249 - 186	3 - 1	156 - 193	2 - 2	85	46,293	D, HC, FW	ROOT/FSSD		
N.15	at Boise State*	L	29 - 38			16 - 22	357 - 399	1 - 2	188 - 187	1 - 1	169 - 212	2 - 4	9	27,478	N	ESPN2		
N.21	AIR FORCE*	W	30 - 14			23 - 16	502 - 329	1 - 4	326 - 189	1 - 1	176 - 140	1 - 1	61	28,626	N	CBSSN		
N.29	SAN JOSÉ STATE*	W	38 - 7			21 - 12	427 - 231	0 - 2	34 - 133	0 - 1	393 - 98	5 - 0	74	24,391	D	CBSSN		
2014 POINSETTIA BOWL (Qualcomm Stadium, San Diego, Calif.)																		
D.23	NAVY	L	16 - 17			18 - 14	327 - 271	3 - 4	141 - 17	0 - 0	186 - 254	1 - 2	72	33,077	N	ESPN		

All-Time Scores



2023 SAN DIEGO STATE RECORD BOOK

2015 ► 11-3 OVERALL ► 8-0 MOUNTAIN WEST (1ST - WEST DIV.) ► HOME: 6-1; AWAY: 4-2; NEUTRAL: 1-0

COACH: ROCKY LONG

Date	Opponent	Result	Score	AP Coach		FD - FD	Total			Passing			Rushing			Temp	Att.	Misc	Television
				Rk	Rk		Yds - Yds	TOs - TOs	Yds - Yds	TDs - TDs	Yds - Yds	TDs - TDs	Yds - Yds	TDs - TDs					
S.5	SAN DIEGO	W	37 - 3			15 - 13	305 - 188	1 - 6	139 - 109	0 - 0	166 - 79	1 - 0	78	48,785	N, FW	MWV/CI			
S.12	at California	L	7 - 35			16 - 24	325 - 485	2 - 1	173 - 321	1 - 3	152 - 164	0 - 2	63	50,830	D	Pac-12			
S.19	SOUTH ALABAMA	ot-L	27 - 34			14 - 23	305 - 511	1 - 0	165 - 270	2 - 2	140 - 241	1 - 2	84	18,194	N	MWV/CI			
S.26	at Penn State	L	21 - 37			13 - 19	242 - 400	3 - 1	141 - 328	1 - 3	101 - 72	1 - 0	71	95,107	D	Big Ten			
O.3	FRESNO STATE*	W	21 - 7			19 - 6	409 - 89	1 - 0	104 - 77	2 - 1	305 - 12	1 - 0	69	29,996	N	CBSSN			
O.10	at Hawaii*	W	28 - 14			19 - 14	402 - 251	1 - 3	184 - 198	1 - 0	218 - 53	3 - 2	83	28,543	N	TWCSN			
O.17	at San José State*	W	30 - 7			23 - 14	377 - 148	0 - 2	144 - 113	1 - 0	233 - 35	2 - 1	66	16,339	N	ESPNU			
O.23	UTAH STATE*	W	48 - 14			19 - 16	429 - 239	0 - 4	93 - 95	1 - 1	336 - 134	5 - 1	71	25,898	N	ESPN2			
O.31	at Colorado State*	W	41 - 17			21 - 22	456 - 368	0 - 4	180 - 205	1 - 2	276 - 163	3 - 0	63	18,125	D	CBSSN			
N.14	WYOMING*	W	38 - 3			25 - 12	431 - 191	2 - 3	138 - 129	3 - 0	293 - 62	2 - 0	60	36,688	N, HC	CBSSN			
N.21	at UNLV*	W	52 - 14			20 - 18	393 - 270	0 - 4	107 - 190	1 - 2	286 - 80	5 - 0	54	14,738	N	CBSSN			
N.28	NEVADA*	W	31 - 14			17 - 10	408 - 263	0 - 3	88 - 228	0 - 0	320 - 35	4 - 2	53	22,939	N	ESPN2			
2015 MOUNTAIN WEST FOOTBALL CHAMPIONSHIP (Qualcomm Stadium, San Diego, Calif.)																			
D.5	AIR FORCE	W	27 - 24			17 - 14	436 - 340	1 - 0	203 - 35	1 - 0	233 - 305	2 - 3	70	20,959	D	ESPN2			
2015 HAWAII BOWL (Aloha Stadium, Honolulu, Hawaii)																			
D.24	vs. Cincinnati	W	42 - 7			22 - 15	336 - 279	0 - 3	129 - 202	2 - 0	207 - 77	2 - 1	75	22,793	D	ESPN			

2016 ► 11-3 OVERALL ► 6-2 MOUNTAIN WEST (1ST - WEST DIV.) ► HOME: 5-1; AWAY: 5-2; NEUTRAL: 1-0

COACH: ROCKY LONG

Final National Ranking: 25 (AP), 25 (Coaches)

Date	Opponent	Result	Score	AP Coach		FD - FD	Total			Passing			Rushing			Temp	Att.	Misc	Television
				Rk	Rk		Yds - Yds	TOs - TOs	Yds - Yds	TDs - TDs	Yds - Yds	TDs - TDs	Yds - Yds	TDs - TDs					
S.3	NEW HAMPSHIRE	W	31 - 0			19 - 8	461 - 141	0 - 1	291 - 70	2 - 0	170 - 71	2 - 0	75	46,486	N, FW				
S.10	CALIFORNIA	W	45 - 40			22 - 30	463 - 604	2 - 4	129 - 522	1 - 1	334 - 82	3 - 0	71	42,473	N	CBSSN			
S.17	at Northern Illinois	W	42 - 28			22 - 20	404 - 368	1 - 2	126 - 213	3 - 3	278 - 155	3 - 1	78	14,513	D	CBSSN			
O.1	at South Alabama	L	24 - 42	19	24	20 - 18	316 - 331	2 - 1	159 - 242	1 - 3	157 - 89	2 - 2	76	14,741	N	ESPNNews			
O.8	UNLV*	W	26 - 7			22 - 9	460 - 122	1 - 1	215 - 9	1 - 0	245 - 113	2 - 0	73	33,296	N	ESPNU			
O.14	at Fresno State*	W	17 - 3			25 - 10	364 - 217	0 - 3	72 - 139	0 - 0	292 - 78	2 - 0	73	24,731	N	CBSSN			
O.21	SAN JOSÉ STATE*	W	42 - 3			22 - 14	460 - 209	1 - 0	167 - 142	1 - 0	293 - 67	5 - 0	75	25,613	N	ESPN2			
O.28	at Utah State*	W	40 - 13			20 - 12	414 - 252	0 - 2	14 - 181	1 - 1	400 - 71	2 - 1	55	17,332	N, R	CBSSN			
N.5	HAWAII*	W	55 - 0			19 - 15	393 - 215	1 - 4	97 - 167	3 - 0	296 - 48	2 - 0	78	41,644	N, HC	CBSSN			
N.12	at Nevada*	W	46 - 16			25 - 19	620 - 366	1 - 3	146 - 276	2 - 2	474 - 90	4 - 0	55	16,730	N	CBSSN			
N.19	at Wyoming*	L	33 - 34	24	25	17 - 29	389 - 487	1 - 1	211 - 282	2 - 2	178 - 205	0 - 2	50	19,112	D	CBSSN			
N.26	COLORADO STATE*	L	31 - 63			16 - 23	377 - 507	2 - 0	183 - 216	2 - 5	194 - 291	2 - 3	53	34,223	N	CBSSN			
2016 MOUNTAIN WEST FOOTBALL CHAMPIONSHIP (War Memorial Stadium, Laramie, Wyo.)																			
D.3	at Wyoming	W	27 - 24			16 - 13	327 - 343	3 - 3	85 - 248	0 - 3	242 - 95	3 - 0	18	24,001	N	ESPN			
2016 LAS VEGAS BOWL (Sam Boyd Stadium, Las Vegas, Nev.)																			
D.17	vs. Houston	W	34 - 10			13 - 16	255 - 254	0 - 4	128 - 229	1 - 0	127 - 25	2 - 1	51	29,286	D	ABC			

2017 ► 10-3 OVERALL ► 6-2 MOUNTAIN WEST (2ND - WEST DIV.) ► HOME: 5-2; AWAY: 5-0; NEUTRAL: 0-1

COACH: ROCKY LONG

Date	Opponent	Result	Score	AP Coach		FD - FD	Total			Passing			Rushing			Temp	Att.	Misc	Television
				Rk	Rk		Yds - Yds	TOs - TOs	Yds - Yds	TDs - TDs	Yds - Yds	TDs - TDs	Yds - Yds	TDs - TDs					
S.2	UC DAVIS	W	38 - 17			27 - 16	513 - 315	2 - 3	237 - 258	2 - 2	276 - 57	3 - 0	95	46,132	D, FW	Facebook Live			
S.9	at Arizona State	W	30 - 20			14 - 15	352 - 342	0 - 1	73 - 298	1 - 2	279 - 44	1 - 1	91	54,336	N	Pac-12 Net.			
S.16	(19/19) STANFORD	W	20 - 17			21 - 10	353 - 254	0 - 3	187 - 80	1 - 0	166 - 174	1 - 2	68	43,040	N	CBSSN			
S.23	at Air Force*	W	28 - 24	22	25	19 - 14	367 - 253	1 - 1	180 - 33	1 - 0	187 - 220	3 - 3	50	27,575	D, R	CBSSN			
S.30	NORTHERN ILLINOIS	W	34 - 28	19	21	10 - 22	263 - 417	0 - 4	136 - 262	2 - 3	127 - 155	0 - 1	65	35,717	N	CBSSN			
O.7	at UNLV*	W	41 - 10	19	21	27 - 12	474 - 283	1 - 0	172 - 177	0 - 1	302 - 106	5 - 0	79	19,770	N	ESPN2			
O.14	BOISE STATE*	L	14 - 31	19	18	16 - 15	323 - 311	1 - 0	240 - 125	1 - 1	83 - 186	1 - 1	69	49,053	N	CBSSN			
O.21	FRESNO STATE*	L	3 - 27			14 - 15	255 - 375	1 - 0	90 - 176	0 - 0	165 - 199	0 - 3	68	43,243	N, HC	CBSSN			
O.28	at Hawaii*	W	28 - 7			21 - 12	417 - 195	1 - 0	83 - 160	1 - 0	334 - 35	3 - 1	73	23,018	D	ESPN2			
N.4	at San José State*	W	52 - 7			31 - 8	648 - 200	1 - 3	94 - 147	1 - 1	554 - 33	6 - 0	55	17,629	N	ESPNU			
N.18	NEVADA*	W	42 - 23			25 - 18	494 - 448	1 - 2	205 - 414	1 - 3	289 - 34	3 - 0	62	29,265	N	CBSSN			
N.24	NEW MEXICO*	W	35 - 10		25	19 - 11	463 - 249	2 - 2	198 - 167	2 - 1	265 - 82	3 - 0	86	28,978	D	CBSSN			
2017 ARMED FORCES BOWL (Amon G. Carter Stadium, Fort Worth, Texas)																			
D.23	vs. Army West Point	L	35 - 42			11 - 31	280 - 446	2 - 1	25 - 6	0 - 0	255 - 440	4 - 5	48	35,986	D	ESPN			

All-Time Scores



2023 SAN DIEGO STATE RECORD BOOK

2018 ▶ 7-6 OVERALL ▶ 4-4 MOUNTAIN WEST (4TH - WEST DIV.) ▶ HOME: 5-2; AWAY: 2-3; NEUTRAL: 0-1

COACH: ROCKY LONG

Date	Opponent	Result	Score	AP Coach		FD - FD	Total			Passing			Rushing		Temp	Att.	Misc	Television
				Rk	Rk		Yds - Yds	TOs - TOs	Yds - Yds	TDs - TDs	Yds - Yds	TDs - TDs						
A.31	at (13/13) Stanford	L	10 - 31			11 - 19	263 - 382	1 - 1	113 - 332	0 - 4	150 - 50	1 - 0	71	40,913	N	FS1		
S.8	Sacramento State	W	28 - 14			25 - 10	429 - 234	2 - 0	271 - 181	0 - 1	158 - 53	3 - 1	77	45,755	N, F			
S.15	(23/25) Arizona State	W	28 - 21			27 - 21	440 - 377	1 - 0	129 - 341	1 - 2	311 - 36	2 - 1	73	34,641	N	CBSSN		
S.22	Eastern Michigan	ot-W	23 - 20			15 - 14	350 - 355	1 - 2	176 - 236	2 - 1	174 - 119	0 - 1	70	30,898	N	CBSSN		
O.6	at (rv/24) Boise State*	W	19 - 13			9 - 16	267 - 229	2 - 3	113 - 178	0 - 0	154 - 51	2 - 2	57	36,679	D	ESPNU		
O.12	Air Force*	W	21 - 17			13 - 14	297 - 276	1 - 1	213 - 62	1 - 0	84 - 214	1 - 2	67	25,326	N	CBSSN		
O.20	San José State*	W	16 - 13			16 - 18	293 - 295	1 - 1	86 - 233	0 - 0	207 - 62	1 - 1	70	30,451	N, HC	CBSSN		
O.27	at Nevada*	L	24 - 28			24 - 14	456 - 297	2 - 0	283 - 235	3 - 2	173 - 62	0 - 1	68	14,545	N	ESPNU		
N.3	at New Mexico*	W	31 - 23			17 - 11	401 - 142	3 - 1	240 - 41	1 - 2	161 - 101	3 - 0	51	14,646	N	ESPNU		
N.10	UNLV*	L	24 - 27			21 - 19	368 - 436	2 - 2	279 - 237	2 - 1	89 - 199	1 - 2	61	24,986	N	ESPN2		
N.17	at Fresno State*	L	14 - 23			8 - 17	282 - 390	0 - 0	218 - 267	2 - 1	64 - 123	0 - 2	55	36,123	N	CBSSN		
N.24	Hawaii**	ot-L	30 - 31			21 - 22	402 - 516	0 - 2	178 - 452	2 - 3	224 - 64	2 - 1	61	28,014	N	ESPNU		
2018 FRISCO BOWL (Toyota Stadium, Frisco, Texas)																		
D.19	vs. Ohio	L	0 - 27			18 - 21	287 - 421	2 - 2	134 - 206	0 - 1	153 - 215	0 - 2	56	11,029	N, R	ESPN		

2019 ▶ 10-3 OVERALL ▶ 5-3 MOUNTAIN WEST (T-1ST - WEST DIV.) ▶ HOME: 4-2; AWAY: 5-1; NEUTRAL: 1-0

COACH: ROCKY LONG

Date	Opponent	Result	Score	AP Coach		FD - FD	Total			Passing			Rushing		Temp	Att.	Misc	Television
				Rk	Rk		Yds - Yds	TOs - TOs	Yds - Yds	TDs - TDs	Yds - Yds	TDs - TDs						
A.31	Weber State	W	6 - 0			14 - 5	238 - 154	1 - 1	108 - 119	0 - 0	130 - 35	0 - 0	80	40,222	N			
S.7	at UCLA	W	23 - 14			22 - 16	373 - 261	0 - 2	293 - 199	1 - 1	80 - 62	1 - 1	87	36,951	D	Pac-12		
S.14	at New Mexico State	W	31 - 10			24 - 17	397 - 329	1 - 4	116 - 299	1 - 1	281 - 30	3 - 0	79	10,123	N	FS Arizona+		
S.21	Utah State*	L	17 - 23			25 - 23	372 - 375	1 - 0	281 - 293	2 - 0	91 - 82	0 - 1	70	27,367	N	CBSSN		
O.5	at Colorado State*	W	24 - 10			14 - 13	238 - 235	0 - 4	147 - 217	3 - 1	91 - 18	0 - 0	56	29,767	N	ESPN2		
O.12	Wyoming*	W	26 - 22			21 - 11	329 - 266	0 - 2	209 - 109	2 - 1	120 - 157	1 - 2	65	28,758	N	CBSSN		
O.19	at San José State*	W	27 - 17			22 - 15	348 - 272	0 - 1	88 - 218	0 - 2	260 - 54	2 - 0	70	18,285	N			
O.26	at UNLV*	W	20 - 17			18 - 18	335 - 376	1 - 0	185 - 255	1 - 2	150 - 121	0 - 0	74	19,652	N	CBSSN		
N.9	Nevada*	L	13 - 17	24	-24	18 - 12	309 - 226	1 - 1	196 - 197	0 - 1	113 - 29	1 - 1	64	27,873	N, HC	ESPN2		
N.15	Fresno State*	W	17 - 7			24 - 13	425 - 207	2 - 3	323 - 137	1 - 0	102 - 70	1 - 1	60	26,876	N	ESPN2		
N.23	at Hawaii**	L	11 - 14		-25	21 - 24	318 - 347	0 - 1	229 - 215	0 - 1	89 - 132	1 - 1	78	24,911	N	Spectrum		
N.30	Brigham Young	W	13 - 3			12 - 23	269 - 416	0 - 3	172 - 338	1 - 0	97 - 78	0 - 0	54	28,180	N	CBSSN		
2019 NEW MEXICO BOWL (Dreamstyle Stadium, Albuquerque, N.M.)																		
D.21	vs. Central Michigan	W	48 - 11			24 - 8	510 - 277	1 - 5	287 - 165	3 - 0	223 - 112	2 - 1	42	18,823	D	ESPN		

2020 ▶ 4-4 OVERALL ▶ 4-2 MOUNTAIN WEST (4TH) ▶ HOME: 3-1; AWAY: 1-3

COACH: BRADY HOKE

Date	Opponent	Result	Score	AP Coach		FD - FD	Total			Passing			Rushing		Temp	Att.	Misc	Television
				Rk	Rk		Yds - Yds	TOs - TOs	Yds - Yds	TDs - TDs	Yds - Yds	TDs - TDs						
O.24	UNLV*	W	34 - 6			21 - 11	424 - 186	1 - 1	137 - 106	1 - 1	287 - 80	3 - 0	65	0	N	CBSSN		
O.31	at Utah State*	W	38 - 7			30 - 11	570 - 215	0 - 3	163 - 112	3 - 0	407 - 103	2 - 1	55	5,116	N	CBSSN		
N.6	San José State*	L	17 - 28			20 - 16	362 - 298	3 - 1	261 - 182	0 - 2	101 - 116	2 - 2	64	0	N	CBSSN		
N.14	Hawaii**	W	34 - 10			15 - 14	356 - 272	3 - 3	30 - 209	0 - 1	326 - 63	3 - 0	68	0	D	Spec/YurView		
N.21	at Nevada*	L	21 - 26			16 - 19	293 - 376	1 - 1	184 - 288	1 - 2	109 - 88	2 - 0	47	50	D	CBS		
N.28	at Colorado	L	10 - 20			10 - 19	155 - 272	1 - 1	76 - 138	0 - 1	79 - 134	0 - 1	55	0	D	Pac-12		
D.5	Colorado State*	W	29 - 17			17 - 15	247 - 265	0 - 2	247 - 144	1 - 0	117 - 121	0 - 2	67	0	D	CBSSN		
D.12	at (14/16) Brigham Young	L	14 - 28			23 - 17	399 - 384	2 - 1	230 - 303	1 - 3	169 - 81	1 - 1	25	1,099	N	ESPN2		

2021 ▶ 12-2 OVERALL ▶ 7-1 MOUNTAIN WEST (2ND) ▶ HOME: 6-2; AWAY: 5-0; NEUTRAL: 1-0

COACH: BRADY HOKE

Date	Opponent	Result	Score	AP Coach		FD - FD	Total			Passing			Rushing		Temp	Att.	Misc	Television
				Rk	Rk		Yds - Yds	TOs - TOs	Yds - Yds	TDs - TDs	Yds - Yds	TDs - TDs						
S.4	New Mexico State	W	28 - 10			17 - 21	339 - 372	2 - 3	76 - 326	0 - 1	263 - 46	3 - 0	73	10,116	N	CBSSN		
S.11	at Arizona	W	38 - 14			21 - 10	454 - 230	0 - 1	183 - 179	2 - 2	271 - 51	2 - 0	94	39,097	N	Pac-12		
S.18	Utah	3ot-W	33 - 31			13 - 21	248 - 327	1 - 1	44 - 257	1 - 3	204 - 70	2 - 0	69	11,090	D	CBSSN		
S.25	Towson	W	48 - 21			24 - 12	450 - 228	1 - 2	169 - 213	1 - 3	281 - 15	4 - 0	76	7,619	D	Stadium		
O.9	New Mexico*	W	31 - 7	25	-	19 - 12	336 - 193	1 - 2	133 - 127	0 - 0	203 - 66	4 - 0	69	8,387	N	FS1		
O.15	at San José State*	2ot-W	19 - 13	24	-24	17 - 18	232 - 345	1 - 1	170 - 228	2 - 0	62 - 117	0 - 1	72	17,177	N	CBSSN		
O.23	at Air Force*	W	20 - 10	22	-21	11 - 15	229 - 259	0 - 2	72 - 67	0 - 1	157 - 192	2 - 1	68	23,887	D	CBSSN		
O.30	Fresno State*	L	20 - 30	21	-20	23 - 24	412 - 485	3 - 1	247 - 306	1 - 1	165 - 179	2 - 2	60	11,034	N	CBSSN		
N.6	at Hawaii**	W	17 - 10			15 - 16	227 - 260	1 - 2	99 - 175	0 - 1	128 - 85	2 - 0	84	6,239	D	FS1		
N.13	Nevada*	W	23 - 21			20 - 19	362 - 358	0 - 0	176 - 350	1 - 3	186 - 8	1 - 0	65	11,821	N	CBSSN		
N.19	at UNLV*	W	28 - 20	23	-23	15 - 14	290 - 394	1 - 2	192 - 372	3 - 2	98 - 22	0 - 0	NA	16,713	N	CBSSN		
N.26	Boise State*	W	27 - 16	22	-22	20 - 20	408 - 319	0 - 3	290 - 228	1 - 2	118 - 91	2 - 0	65	11,866	D	CBS		
2021 MOUNTAIN WEST FOOTBALL CHAMPIONSHIP (Dignity Health Sports Park, Carson, Calif.)																		
D.4	Utah State	L	13 - 46	19	-19	17 - 23	315 - 383	2 - 1	167 - 318	1 - 4	148 - 65	0 - 2	65	13,445	D	FOX		
2021 FRISCO BOWL (Toyota Stadium, Frisco, Texas)																		
D.21	vs. (24/25) UTSA	W	38 - 24			31 - 21	489 - 388	0 - 1	333 - 271	3 - 2	156 - 117	2 - 1	56	15,801	N	ESPN		

All-Time Series Results



2023 SAN DIEGO STATE RECORD BOOK

2022 ▶ 7-6 OVERALL ▶ 5-3 MOUNTAIN WEST (T-2ND - WEST DIV.) ▶ HOME: 5-2; AWAY: 2-3; NEUTRAL: 0-1

COACH: BRADY HOKE

Date	Opponent	Result	Score	AP Coach		FD - FD	Total		Passing			Rushing			Temp	Att.	Misc	Television
				Rk	Rk		Yds	- Yds	TOs	- TOs	Yds	- Yds	TDs	- TDs				
S.3	Arizona	L	20 - 38	rv	- rv	14 - 25	232 - 461	2 - 2	62 - 299	1 - 4	170 - 162	0 - 1	100	34,046	D	CBS		
S.10	Idaho State	W	38 - 7			19 - 14	488 - 338	2 - 0	108 - 258	1 - 1	380 - 80	3 - 0	83	27,865	D			
S.17	at (14/15) Utah	L	7 - 35			9 - 22	173 - 398	2 - 1	60 - 224	1 - 4	113 - 174	0 - 1	64	51,602	N	ESPN2		
S.24	Toledo	W	17 - 14			14 - 24	282 - 376	1 - 4	65 - 254	0 - 1	217 - 122	2 - 1	86	27,108	D	FS1		
S.30	at Boise State*	L	13 - 35			6 - 20	117 - 450	1 - 1	33 - 134	0 - 0	84 - 316	0 - 5	70	34,910	N	FS1		
O.8	Hawaii*	W	16 - 14			22 - 17	417 - 342	0 - 1	322 - 196	1 - 1	95 - 146	0 - 1	69	33,073	N	CBSSN		
O.22	at Nevada*	W	23 - 7			16 - 14	317 - 227	1 - 2	156 - 192	0 - 1	161 - 35	1 - 0	45	16,363	N	CBSSN		
O.29	at Fresno State*	L	28 - 32			22 - 23	449 - 391	5 - 2	291 - 394	2 - 3	158 - -3	2 - 1	66	37,107	N	FS1		
N.5	UNLV*	W	14 - 10			20 - 15	315 - 325	1 - 4	216 - 207	2 - 1	99 - 118	0 - 0	71	28,854	D	CBSSN		
N.12	San José State*	W	43 - 27			23 - 14	425 - 223	1 - 1	268 - 195	3 - 3	157 - 28	1 - 1	55	28,406	N	FS1		
N.18	at New Mexico*	W	34 - 10			18 - 9	459 - 209	1 - 1	282 - 112	2 - 0	177 - 97	2 - 1	30	14,309	N	FS1		
N.26	Air Force*	L	3 - 13			8 - 14	187 - 285	3 - 0	188 - 14	0 - 0	-1 - 271	0 - 1	59	25,223	N	CBSSN		

2022 EASYPOST HAWAII BOWL (Clarence T.C. Ching Complex; Honolulu, Hawaii)

D.24	vs. Middle Tennessee	L	23 - 25			15 - 15	364 - 170	5 - 1	309 - 236	2 - 2	55 - -66	0 - 0	79	6,605	N	ESPN
------	----------------------	---	---------	--	--	---------	-----------	-------	-----------	-------	----------	-------	----	-------	---	------

All totals listed SDSU-Opponent. Rank is SDSU's AP and Coaches (if applicable) poll rankings at game time. (#) - Opponent national ranking at game time appears before opponent name. D - day game; N - night game; R - rain (starting in 2014); S - snow; HC - Homecoming; FW - KGB SkyShow; NA - not applicable, played indoors.

Series Records vs. Current NCAA Division I Football Teams Only

	W	L	T	SDSU	Opp.	Home	Away	Last Meeting	Streak		W	L	T	SDSU	Opp.	Home	Away	Last Meeting	Streak
▶ Air Force	18	20	0	903	1,043	10-8	8-11	L, 3-13 (h, '22)	L1	North Dakota	1	0	0	49	41	1-0	0-1	W, 49-41 (h, '12)	W1
Akron	1	0	0	41	0	1-0	0-0	W, 41-0 (h, '65)	W1	North Dakota State	1	0	0	36	0	1-0	0-0	W, 36-0 (h, '66)	W1
Arizona	6	11	0	278	331	3-4	3-7	L, 20-38 (h, '22)	L1	North Texas	6	1	0	229	87	4-0	2-1	W, 30-12 (h, '75)	W1
Arizona State	2	10	1	159	427	1-5-1	1-5	W, 28-21 (h, '18)	W2	Northern Arizona	3	0	0	74	15	2-0	1-0	W, 38-7 (h, '14)	W3
Arkansas State	1	0	0	24	14	1-0	0-0	W, 24-11 (h, '79)	W1	Northern Illinois	6	0	0	228	96	4-0	2-0	W, 34-28 (h, '17)	W6
Army West Point	2	1	0	100	69	1-0	1-0	L, 35-42 (n, '17)	L1	Notre Dame	0	1	0	13	21	0-0	0-1	L, 13-21 (a, '08)	L1
▶ Boise State	4	4	0	192	235	2-2	2-2	L, 13-35 (a, '22)	L1	▶ Ohio	0	1	0	0	27	0-0	0-0	L, 0-27 (n, '19)	L1
Bowling Green	2	0	1	83	55	1-0-1	1-0	W, 27-15 (a, '76)	W1	Ohio State	0	4	0	38	112	0-0	0-4	L, 7-42 (a, '13)	L4
Brigham Young	8	29	1	712	1,226	6-12-1	2-17	L, 14-28 (a, '20)	L1	Oklahoma	1	1	0	73	69	1-0	0-1	W, 51-31 (h, '96)	W1
Buffalo	1	0	0	49	24	0-0	0-0	W, 49-24 (n, '13)	W1	Oklahoma State	2	2	0	80	56	1-1	1-1	L, 16-19 (a, '84)	L1
California	4	4	0	197	233	4-0	4-0	W, 45-40 (h, '16)	W1	Oregon	0	4	0	91	150	0-2	0-2	L, 21-42 (a, '90)	L4
Cal Poly	14	11	0	620	438	8-6	6-5	W, 49-21 (h, '11)	W1	▶ Oregon State	2	3	0	82	105	1-1	1-3	L, 7-28 (a, '14)	L3
Cincinnati	1	1	0	65	59	0-1	0-0	W, 42-7 (n, '15)	W1	Penn State	0	1	0	21	37	0-0	0-1	L, 21-37 (a, '15)	L1
Central Michigan	1	0	0	48	11	0-0	0-0	W, 48-11 (h, '19)	W1	Portland State	1	0	0	52	17	1-0	0-0	W, 52-17 (h, '07)	W1
Colorado	0	2	0	24	54	0-0	0-2	L, 10-20 (a, '20)	L2	Sacramento State	1	0	0	28	14	1-0	0-0	W, 28-14 (h, '18)	W1
▶ Colorado State	22	14	0	882	788	11-8	11-6	W, 29-17 (h, '20)	W2	Samford	1	0	0	37	17	1-0	0-0	W, 37-17 (h, '03)	W1
Eastern Illinois	1	1	0	59	47	1-1	0-0	L, 19-40 (h, '13)	L1	San Diego	2	0	0	80	15	2-0	0-0	W, 37-3 (h, '15)	W2
Eastern Michigan	1	0	0	23	20	1-0	0-0	W, 23-20 (h, '18)	W1	▶ San José State	24	20	2	1,033	970	13-7-1	11-13-1	W, 43-27 (h, '22)	W2
Eastern Washington	1	0	0	19	9	1-0	0-0	W, 19-9 (h, '03)	W1	South Alabama	0	2	0	51	76	0-1	0-1	L, 24-52 (a, '16)	L2
Florida State	2	0	0	79	33	2-0	0-0	W, 41-16 (h, '77)	W2	South Florida	1	0	0	41	12	1-0	0-0	W, 41-12 (h, '99)	W1
▶ Fresno State	30	27	4	1,253	1,279	17-12-2	13-15-2	L, 28-32 (a, '22)	L2	Southern Mississippi	2	1	0	109	31	2-0	0-1	L, 0-10 (a, '71)	L1
▶ Hawai'i	24	11	2	1,105	715	12-4	12-7-2	W, 16-14 (h, '22)	W3	Southern Utah	1	0	0	35	19	1-0	0-0	W, 35-19 (h, '09)	W1
Houston	1	2	0	57	73	0-1	0-1	W, 34-10 (n, '16)	W1	Stanford	2	4	0	131	159	2-1	0-3	L, 10-31 (a, '18)	L1
Idaho	3	2	0	178	141	3-0	0-2	W, 35-21 (h, '14)	W1	TCU	0	7	0	121	283	0-4	0-3	L, 14-27 (h, '11)	L7
▶ Idaho State	2	0	0	76	28	2-0	0-0	W, 38-7 (h, '21)	W2	Tennessee State	1	0	1	29	21	1-0-1	0-0	T, 13-13 (h, '68)	T1
Illinois	0	2	0	23	87	0-1	0-1	L, 13-49 (h, '00)	L2	Texas Southern	1	0	0	42	33	1-0	0-0	W, 42-23 (h, '68)	W1
Iowa	0	1	0	38	39	0-1	0-0	L, 38-39 (h, '86)	L1	Toledo	1	0	0	17	14	1-0	0-0	W, 17-14 (h, '22)	W1
Iowa State	3	3	0	186	163	3-2	0-1	W, 52-31 (h, '81)	W1	Towson	1	0	0	48	21	1-0	0-0	W, 48-21 (h, '21)	W1
Kansas	1	0	0	41	13	0-0	1-0	W, 41-13 (a, '99)	W1	Tulsa	2	2	0	91	83	1-0	1-1	W, 24-14 (a, '98)	W1
Kent State	2	0	0	31	9	1-0	1-0	W, 17-9 (h, '73)	W2	UC Davis	1	0	0	38	17	1-0	0-0	W, 38-17 (h, '17)	W1
Louisiana	0	1	0	30	32	0-0	0-0	L, 30-32 (n, '11)	L1	▶ UCLA	1	21	1	264	709	0-13-1	1-8	W, 23-14 (a, '19)	W1
Miami (Fla.)	1	5	0	108	210	1-2	0-3	L, 17-63 (h, '92)	L4	UNLV	22	10	0	851	613	13-4	9-6	W, 14-10 (h, '22)	W4
Michigan	0	2	0	28	52	0-0	0-2	L, 7-28 (a, '11)	L2	USC	0	2	1	58	90	0-0-1	0-2	L, 21-24 (a, '99)	L2
Middle Tennessee	0	1	0	23	25	0-0	0-0	L, 23-25 (n, '22)	L1	Utah	13	18	1	758	920	8-8-1	5-10	L, 7-25 (a, '22)	L1
Minnesota	1	1	0	65	57	1-0	0-1	L, 7-31 (a, '94)	L1	▶ Utah State	13	3	0	454	247	8-3	5-0	L, 13-46 (h, '21)	L1
Missouri	0	3	0	46	103	0-1	0-2	L, 24-27 (a, '10)	L3	UTEP	18	4	0	776	449	9-2	9-2	L, 27-34 (h, '06)	L1
Montana State	3	0	0	76	32	2-0	1-0	W, 34-22 (a, '68)	W3	UTSA	1	0	0	38	24	0-0	0-0	W, 38-24 (n, '21)	W1
Navy	3	1	0	152	75	3-1	0-0	L, 16-17 (h, '14)	W3	Washington	0	3	0	40	103	0-0	0-3	L, 12-21 (a, '12)	L3
▶ Nevada	9	6	0	390	371	6-2	3-4	W, 23-7 (a, '22)	W2	Washington State	1	1	0	59	69	1-0	0-1	W, 42-24 (h, '11)	W1
New Hampshire	1	0	0	31	0	1-0	0-0	W, 31-0 (h, '16)	W1	Weber State	3	0	0	102	46	2-0	1-0	W, 6-0 (h, '19)	W3
New Mexico	29	15	0	1,149	1,076	15-8	14-7	W, 34-10 (a, '22)	W9	Wisconsin	1	4	0	60	128	1-1	0-3	L, 0-14 (a, '06)	L4
New Mexico State	11	1	1	412	163	8-0	3-1-1	W, 28-10 (h, '21)	W9	Wyoming	19	19	0	1,014	1,037	12-7	7-12	W, 26-22 (h, '19)	W2
Nicholls State	1	0	0	47	0	1-0	0-0	W, 47-0 (h, '10)	W1										
North Carolina	0	2	0	40	51	0-0	0-0	L, 27-31 (a, '14)	L2										

▶ - Indicates 2023 opponent

All-Time Series Results



2023 SAN DIEGO STATE RECORD BOOK

AIR FORCE

Series: Air Force leads, 20-18
Home: 10-8, **Away:** 8-11, **Neutral:** 0-1
Snapdragon Stadium: 0-1
Falcon Stadium: 8-11
MW Games: 12-8; **WAC Games:** 5-12
Longest SDSU Win Streak: 8 (2010-21)
Longest Air Force Win Streak: 9 (1981-89)

Date	Location (Opp. NR)	Score
------	--------------------	-------

Western Athletic Conference Era

S.20.80	A-Falcon Stadium*	W 13-10
N.29.81	N-Mirage Bowl (Tokyo, Japan)*	L 16-21
S.11.82	A-Falcon Stadium*	L 32-44
D.3.83	H-Jack Murphy Stadium (18)*	L 7-38
S.1.84	A-Falcon Stadium*	L 16-34
N.2.85	A-Falcon Stadium (7)*	L 10-31
O.25.86	H-Jack Murphy Stadium (HC)*	L 10-22
S.19.87	A-Falcon Stadium*	L 7-49
S.11.88	H-Jack Murphy Stadium*	L 36-52
S.2.89	A-Falcon Stadium*	L 36-52
S.29.90	H-Jack Murphy Stadium*	W 48-18
S.21.91	A-Falcon Stadium*	L 20-21
O.24.92	H-Jack Murphy Stadium*	L 17-20
S.18.93	A-Falcon Stadium*	W 38-31
O.1.94	H-Jack Murphy Stadium*	L 35-36
N.28.96	H-Jack Murphy Stadium*	W 28-23
S.27.97	A-Falcon Stadium (25)*	ot-L 18-24

Mountain West Era

O.2.99	H-Qualcomm Stadium*	L 22-23
N.18.00	A-Falcon Stadium*	L 24-45
S.29.01	H-Qualcomm Stadium*	L 21-45
N.23.02	A-Falcon Stadium*	W 38-34
N.22.03	H-Qualcomm Stadium*	W 24-3
N.13.04	A-Falcon Stadium*	W 37-31
S.10.05	A-Falcon Stadium*	L 29-41
O.21.06	H-Qualcomm Stadium*	W 19-12
N.17.07	A-Falcon Stadium*	L 23-55
O.11.08	H-Qualcomm Stadium (FW)*	L 10-35
S.26.09	A-Falcon Stadium*	L 14-26
O.16.10	H-Qualcomm Stadium (23)(HC)*	W 25-23
O.13.11	A-Falcon Stadium*	W 41-27
N.10.12	H-Qualcomm Stadium*	W 28-9
O.10.13	A-Falcon Stadium*	W 27-20
N.21.14	H-Qualcomm Stadium*	W 30-14
D.5.15	H-Qualcomm Stadium (MWC)	W 27-14
S.23.17	A-Falcon Stadium*	W 28-24
O.12.18	H-SDCCU Stadium*	W 21-17
O.23.21	A-Falcon Stadium*	W 20-14
N.26.22	H-Snapdragon Stadium*	L 3-13

SDSU was ranked No. 22 entering the 2017 game and entering the 2021 game

BOISE STATE

Series: Series tied, 4-4
Home: 2-2, **Away:** 2-2
Snapdragon Stadium: 0-0
Albertsons Stadium: 2-2
MW Games: 4-4
Longest SDSU Win Streak: 2 (2x; last: 18-21)
Longest Boise Win Streak: 2 (2014-17)

Date	Location (Opp. NR)	Score
------	--------------------	-------

N.19.11	H-Qualcomm Stadium*	L 35-52
N.3.12	A-Bronco Stadium* (19)	W 21-19
N.23.13	H-Qualcomm Stadium*	W 34-31
N.15.14	A-Albertsons Stadium*	L 29-38
O.14.17	H-SDCCU Stadium*	L 14-31
O.6.18	A-Albertsons Stadium*	W 19-13
N.26.21	H-Dignity Health (Carson)*	W 27-16
S.30.22	A-Albertsons Stadium*	L 13-35

SDSU was ranked No. 18 entering the 2017 game and No. 22 entering 2021 game.

COLORADO STATE

Series: San Diego State leads, 22-14
Home: 11-8; **Away:** 11-6
Snapdragon Stadium: 0-0
Canvas Stadium: 1-0
WAC Games: 10-8; **MW Games:** 12-6
Longest SDSU Win Streak: 5 (2009-15)
Longest CSU Win Streak: 4 (1994-97)

Date	Location (Opp. NR)	Score
------	--------------------	-------

Western Athletic Conference Era

N.4.78	H-San Diego Stadium* (HC)	W 34-31
O.20.79	A-Hughes Stadium*	L 3-37
O.18.80	H-Jack Murphy Stadium*	L 7-26
S.12.81	A-Hughes Stadium*	W 30-14
N.20.82	H-Jack Murphy Stadium*	W 38-10
O.15.83	A-Hughes Stadium*	L 15-17
O.20.84	H-Jack Murphy Stadium* (HC)	W 41-24
S.28.85	H-Jack Murphy Stadium*	W 48-23
N.1.86	A-Hughes Stadium* (25)	W 27-26
N.14.87	H-Jack Murphy Stadium*	W 26-12
O.22.88	A-Hughes Stadium*	L 7-13
N.9.91	H-Jack Murphy Stadium*	W 42-32
O.31.92	A-Hughes Stadium*	W 20-13
O.16.93	H-Jack Murphy Stadium*	W 30-3
S.24.94	A-Hughes Stadium*	L 17-19
N.26.95	H-Jack Murphy Stadium*	L 13-24
O.26.96	A-Hughes Stadium*	L 18-27
N.22.97	H-Qualcomm Stadium*	L 17-38

Mountain West Era

O.16.99	A-Hughes Stadium*	W 17-10
O.28.00	H-Qualcomm Stadium* (24)	L 22-34
S.22.01	A-Hughes Stadium*	W 14-7
N.15.02	H-Qualcomm Stadium* (21)	L 21-49
N.15.03	A-Hughes Stadium*	L 6-21
O.16.04	H-Qualcomm Stadium*	L 17-21
N.12.05	A-Hughes Stadium*	W 30-10
D.2.06	H-Qualcomm Stadium*	W 17-6
O.6.07	A-Hughes Stadium*	W 24-20
O.25.08	H-Qualcomm Stadium*	L 34-38
O.24.09	A-Hughes Stadium*	W 42-28
N.6.10	H-Qualcomm Stadium*	W 24-19
N.12.11	A-Hughes Stadium*	W 18-15
O.13.12	H-Qualcomm Stadium*	W 38-14
O.31.15	A-Hughes Stadium*	W 41-17
N.26.16	H-Qualcomm Stadium*	L 31-63
O.5.19	A-Canvas Stadium*	W 24-10
D.5.20	H-Dignity Health Sports Park	W 29-17

FRESNO STATE

Series: San Diego State leads, 30-27-4
Home: 17-12-2, **Away:** 13-15-2
Snapdragon Stadium: 10-4
Bulldog Stadium: 2-6
CCAA Games: 8-11-4, **PCAA Games:** 6-1
WAC Games: 6-3; **MW Games:** 3-7
Longest SDSU Win Streak: 9 (1962-70)
Longest Fresno St. Win Streak: 8 (1954-61)

Date	Location (Opp. NR)	Score
------	--------------------	-------

Southern California Junior College Era

N.29.23	H-Balboa Stadium	W 12-2
N.27.24	A-Fire/Police Baseball Park	L 0-7

Southern California Intercollegiate Athletic Era

O.30.26	H-Navy Sports Field	L 7-28
D.5.31	A-Ratcliffe Stadium	W 15-0

California Collegiate Athletic Association Era

O.25.40	H-Balboa Stadium*	T 0-0
O.25.41	A-Ratcliffe Stadium*	L 0-26
O.11.42	H-Aztec Bowl*	L 0-66
O.27.45	A-Ratcliffe Stadium	W 7-0
O.26.46	H-Balboa Stadium*	W 7-0
N.1.47	A-Ratcliffe Stadium*	T 7-7
N.6.48	A-Ratcliffe Stadium*	L 6-7
N.5.49	A-Ratcliffe Stadium*	W 18-7
O.21.50	H-Aztec Bowl*	T 20-20
N.3.51	A-Ratcliffe Stadium	W 13-7
N.1.52	H-Balboa Stadium	L 33-49
O.31.53	A-Ratcliffe Stadium*	T 27-27

O.30.54	H-Balboa Stadium*	L 0-20
N.5.55	A-Ratcliffe Stadium*	L 6-20
N.17.56	H-Aztec Bowl*	L 7-50
N.2.57	A-Ratcliffe Stadium*	L 0-27
N.1.58	H-Aztec Bowl* (HC)	L 20-22
O.31.59	A-Ratcliffe Stadium*	L 13-58
O.29.60	H-Aztec Bowl* (HC)	L 0-60
O.28.61	A-Ratcliffe Stadium*	L 6-27
O.27.62	H-Aztec Bowl*	W 29-26
N.2.63	A-Ratcliffe Stadium*	W 34-6
O.31.64	H-Aztec Bowl*	W 44-6
O.30.65	A-Ratcliffe Stadium*	W 26-7
O.29.66	H-Aztec Bowl*	W 34-13
O.28.67	A-Ratcliffe Stadium*	W 28-21

Independent Era

N.2.68	H-San Diego Stadium	W 42-12
--------	---------------------	---------

Pacific Coast Athletic Association Era

N.1.69	A-Ratcliffe Stadium*	W 48-20
O.31.70	H-San Diego Stadium*	W 56-14
O.30.71	A-Ratcliffe Stadium*	L 10-17
O.28.72	H-San Diego Stadium*	W 21-14
N.17.73	A-Ratcliffe Stadium*	W 41-6
O.12.74	H-San Diego Stadium*	W 24-21
O.11.75	A-Ratcliffe Stadium*	W 29-0

Independent Era

S.18.76	H-San Diego Stadium	W 7-3
O.8.77	A-Ratcliffe Stadium	L 14-34

Western Athletic Conference Era

O.7.78	H-San Diego Stadium*	W 31-14
S.22.79	A-Ratcliffe Stadium*	W 32-23
N.21.92	H-Jack Murphy Stadium*	L 41-45
N.20.93	A-Bulldog Stadium*	L 37-63
N.26.94	H-Jack Murphy Stadium*	L 42-49
O.14.95	H-Jack Murphy Stadium*	W 48-24
N.23.96	H-Jack Murphy Stadium*	W 31-21
N.15.97	A-Bulldog Stadium*	W 20-19
N.7.98	H-Qualcomm Stadium*	W 10-0

Mountain West Era

A.29.02	A-Bulldog Stadium	L 14-16
D.3.11	H-Qualcomm Stadium	W 35-28
S.29.12	A-Bulldog Stadium*	L 40-52
O.26.13	H-Qualcomm Stadium (15) (HC)*	ot-L 28-35
O.3.14	A-Bulldog Stadium*	L 13-24
O.3.15	H-Qualcomm Stadium*	W 21-7
O.14.16	A-Bulldog Stadium*	W 17-3
O.21.17	H-SDCCU Stadium* (HC)	L 3-27
N.17.18	A-Bulldog Stadium*	L 14-23
N.15.19	H-SDCCU Stadium*	W 17-7
O.30.21	H-Dignity Health (Carson)*	L 20-30
O.29.22	A-Bulldog Stadium	L 28-32

SDSU was ranked No. 14 entering the 1970 game and No. 21 entering 2021 game.

HAWAII

Series: San Diego State leads, 24-11-2
Home: 12-4, **Away:** 12-7-2
Snapdragon Stadium: 1-0
Aloha Stadium: 11-7-2
WAC Games: 12-5-2; **MW Games:** 9-2
Longest SDSU Win Streak: 9 (1990-98)
Longest UH Win Streak: 2 (five times)

Date	Location (Opp. NR)	Score
------	--------------------	-------

California Collegiate Athletic Association Era

N.15.39	H-Aztec Bowl	L 10-13
D.7.40	A-Honolulu Stadium	L 7-33
S.20.50	A-Honolulu Stadium	W 49-27
J.1.51	A-Honolulu Stadium	W 34-13
S.26.53	H-San Diego Stadium	W 40-7

Western Athletic Conference Era

N.8.80	A-Aloha Stadium*	L 6-31
O.24.81	H-Jack Murphy Stadium*	L 10-28
N.6.82	A-Aloha Stadium*	W 31-28
O.1.83	A-Aloha Stadium*	T 27-27
O.27.84	A-Aloha Stadium*	L 10-16
N.30.85	A-Aloha Stadium*	T 10-10
N.22.86	H-Jack Murphy Stadium*	W 35-5
O.31.87	A-Aloha Stadium*	W 29-21

O.15.88	H-Jack Murphy Stadium* (HC)	L 30-32
O.7.89	A-Aloha Stadium* (20)	L 24-31
		N.10.90H -
	Jack Murphy Stadium*	W 44-38
O.5.91	A-Aloha Stadium*	W 47-21
N.14.92	H-Jack Murphy Stadium* (23)	W 52-28
O.9.93	A-Aloha Stadium*	W 45-14
O.29.94	H-Jack Murphy Stadium*	W 38-23
N.18.95	A-Aloha Stadium*	W 49-10
O.11.96	H-Jack Murphy Stadium*	W 56-8
O.25.97	A-Aloha Stadium*	W 10-3
O.9.98	H-Qualcomm Stadium*	W 35-13

Mountain West Era

D.7.02	A-Aloha Stadium	L 40-41
D.3.05	A-Aloha Stadium	L 38-49
O.6.12	H-Qualcomm Stadium*	W 52-14
N.16.13	A-Aloha Stadium*	ot-W 28-21
O.18.14	H-Qualcomm Stadium*	W 20-10
O.10.15	A-Aloha Stadium*	W 28-14
N.5.16	H-Qualcomm Stadium* (HC)	W 55-0
O.28.17	A-Aloha Stadium*	W 28-7
N.24.18	H-SDCCU Stadium*	ot-L 30-31
N.23.19	A-Aloha Stadium*	L 11-14
N.14.20	H-Dignity Health (Carson)*	W 34-10
N.6.21	A-Clarence Ching Complex*	W 17-10
O.8.22	H-Snapdragon Stadium*	W 16-14

IDAHO STATE

Series: San Diego State leads, 2-0
Home: 2-0, **Away:** 0-0
Snapdragon Stadium: 1-0
Longest SDSU Win Streak: 2 (2004-current)
Longest ISU Win Streak: n/a

Date	Location (Opp. NR)	Score
------	--------------------	-------

Mountain West Era

S.4.04	H-Qualcomm Stadium	W 38-21
S.10.22	H-Snapdragon Stadium	W 38-7

NEVADA

Series: San Diego State leads, 9-6
Home: 6-2, **Away:** 3-4
Snapdragon Stadium: 0-0
Mackay Stadium: 3-4
MW Games: 7-4
Longest SDSU Win Streak: 4 (1995-13)
Longest Nevada Win Streak: 3 (2018-20)

Date	Location (Opp. NR)	Score
------	--------------------	-------

California Collegiate Athletic Association Era

N.11.45	A-Reno	L 6-44
O.19.46	H-Balboa Stadium	L 0-26

Western Athletic Conference Era

S.28.95	H-Jack Murphy Stadium	W 30-27
---------	-----------------------	---------

Mountain West Era

S.25.04	H-Qualcomm Stadium	W 27-10
O.20.12	A-Mackay Stadium*	ot-W 39-38
O.4.13	H-Qualcomm Stadium*	ot-W 51-44
N.1.14	A-Mackay Stadium*	L 14-30
N.28.15	H-Qualcomm Stadium*	W 31-14
N.12.16	A-Mackay Stadium*	W 46-16
N.18.17	H-SDCCU Stadium*	W 42-23
O.27.18	A-Mackay Stadium*	L 24-28
N.9.19	H-SDCCU Stadium* (HC)	L 13-17
N.21.20	A-Mackay Stadium*	L 21-26
N.13.21	H-Dignity Health (Carson)*	W 23-21
O.22.22	A-Mackay Stadium*	W 23-7

SDSU was ranked No. 24 entering the 2019 game

OHIO

Series: Ohio leads, 1-0
Home: 0-0, **Away:** 0-0; **Neutral:** 0-1
Snapdragon Stadium: 0-0
Longest SDSU Win Streak: n/a
Longest Ohio Win Streak: 1 (2018-current)

Date	Location (Opp. NR)	Score
------	--------------------	-------

Mountain West Era

D.19.18	N-Toyota Stadium (Fr. Bowl)	L 0-27
---------	-----------------------------	--------

All-Time Series Results



2023 SAN DIEGO STATE RECORD BOOK

OREGON STATE

Series: Oregon State leads, 3-2

Home: 1-1, Away: 1-2

Snapdragon Stadium: 0-0

Parker/Reser Stadium: 1-2

Longest SDSU Win Streak: 2 (1972-75)

Longest OSU Win Streak: 3 (2000-current)

Date	Location (Opp. NR)	Score
S.8.72	H-San Diego Stadium	W 17-8
S.13.75	A-Parker Stadium	W 25-0

Mountain West Era

S.23.00	A-Reser Stadium	L 3-35
S.21.13	H-Qualcomm Stadium	L 30-34
S.20.24	A-Reser Stadium	L 7-28

SAN JOSE STATE

Series: San Diego State leads, 24-20-2

Home: 13-7-1, Away: 11-13-1

Snapdragon Stadium: 1-0

Spartan Stadium: 11-13-1

SCIA Games: 0-1; CCAA Games: 0-8;

PCAA Games: 4-1; WAC Games: 3-0

MW Games: 9-1

Longest SDSU Win Streak: 7 (two times)

Longest SJSU Win Streak: 11 (1938-52)

Date	Location (Opp. NR)	Score
------	--------------------	-------

Southern California Intercollegiate Athletic Era

O.11.35	A-Spartan Stadium	L 9-24
O.24.36	H-Aztec Bowl	W 14-6
N.25.37	A-Spartan Stadium	W 7-6
O.29.38	H-Aztec Bowl*	L 0-14

California Collegiate Athletic Association Era

O.13.39	A-Spartan Stadium*	L 0-42
O.11.40	A-Spartan Stadium*	L 0-10
O.10.41	A-Spartan Stadium*	L 0-20
N.8.42	A-Spartan Stadium*	L 0-26
N.16.46	H-Balboa Stadium*	L 0-6
O.25.47	H-Balboa Stadium*	L 7-32
N.12.48	A-Spartan Stadium*	L 13-21
N.12.49	H-Aztec Bowl*	L 0-40
S.29.50	A-Spartan Stadium	L 0-26
S.27.52	H-Aztec Bowl	L 6-47
O.20.56	H-Balboa Stadium	T 27-27
O.25.57	A-Spartan Stadium	L 0-46
N.28.64	A-Spartan Stadium	L 15-20
O.19.66	A-Spartan Stadium	W 25-0

Independent Era

O.26.68	H-San Diego Stadium (HC)	W 48-6
---------	--------------------------	--------

Pacific Coast Athletic Association Era

O.4.69	A-Spartan Stadium*	W 55-21
O.17.70	H-San Diego Stadium*	W 32-6
N.6.71	A-Spartan Stadium*	L 7-45
O.7.72	H-San Diego Stadium*	W 23-12
N.3.73	A-Spartan Stadium*	T 27-27
O.19.74	H-San Diego Stadium* (HC)	W 40-14
N.15.75	A-Spartan Stadium*	L 7-31

Independent Era

N.6.76	H-San Diego Stadium (HC)	W 30-17
N.26.77	(16) A-Spartan Stadium	W 37-34

Western Athletic Conference Era

O.21.95	H-Jack Murphy Stadium	W 49-20
N.2.96	A-Spartan Stadium*	W 49-20
N.8.97	H-Qualcomm Stadium* (HC)	W 48-21
N.14.98	A-Spartan Stadium*	W 34-6

Mountain West Era

S.24.05	H-Qualcomm Stadium	W 52-21
S.30.06	A-Spartan Stadium	L 10-31
S.13.08	A-Spartan Stadium	L 10-35
S.22.12	H-Qualcomm Stadium	L 34-38
N.9.13	A-Spartan Stadium*	W 34-30
N.29.14	H-Qualcomm Stadium*	W 38-7
O.17.15	A-Spartan Stadium*	W 30-7
O.21.16	H-Qualcomm Stadium*	W 42-3
N.4.17	A-CEFCU Stadium*	W 52-7
O.20.18	H-SDCCU Stadium* (HC)	W 16-13
O.19.19	A-CEFCU Stadium*	W 27-17
N.6.20	H-Dignity Health (Carson)*	L 17-28

O.15.21	A-CEFCU Stadium*	W-2ot 19-13
N.23.22	H-Snapragon Stadium*	W 43-27

UCLA

Series: UCLA leads, 21-1-1

Home: 0-8-1; Away: 1-1-3

Snapdragon Stadium: 0-0

Rose Bowl: 1-8

Longest SDSU Win Streak: 1 (2019-current)

Longest UCLA Win Streak: 19 (1925-2009)

Date	Location (Opp. NR)	Score
O.7.22	H-Balboa Stadium	L 6-25
O.13.23	A-Moore Field	L 0-12
N.15.24	H-Balboa	T 13-13
S.26.25	A-Moore Field	L 0-7
O.9.26	A-Moore Field	L 7-42
S.23.33	A-Spaulding Field	L 0-13
S.22.34	A-Spaulding Field	L 0-20
S.9.84	H-Jack Murphy (4)	L 15-18
S.21.85	A-Rose Bowl (12)	L 16-34
S.20.86	H-Jack Murphy (19)	L 14-45
S.5.87	A-Rose Bowl (3)	L 14-47
S.3.88	A-Rose Bowl (5)	L 6-59
S.16.89	H-Jack Murphy (20)	L 25-28
O.13.90	A-Rose Bowl	L 31-45
S.26.91	H-Jack Murphy	L 12-27
S.26.92	A-Rose Bowl (11)	L 7-35
S.30.93	H-Jack Murphy	L 13-52
S.28.02	H-Qualcomm	L 7-43
S.27.03	A-Rose Bowl	L 10-20
O.2.04	A-Rose Bowl	L 10-33
S.3.05	H-Qualcomm	L 21-44
S.5.09	A-Rose Bowl	L 14-33
S.7.19	A-Rose Bowl	W 23-14

UTAH STATE

Series: San Diego State leads, 13-3

Home: 8-3; Away: 5-0

Snapdragon Stadium: 0-0

Romney/Maverik Stadium: 5-0

Longest SDSU Win Streak: 10 (1968-2016)

Longest USU Win Streak: 1 (three times)

Date	Location (Opp. NR)	Score
------	--------------------	-------

California Collegiate Athletic Association Era

S.19.47	A-Romney Stadium	W 24-19
D.4.48	H-Aztec Bowl	W 28-19
N.25.67	H-San Diego Stadium	L 25-31

Independent Era

N.30.68	H-San Diego Stadium	W 30-19
---------	---------------------	---------

Pacific Coast Athletic Association Era

O.22.71	H-San Diego Stadium	W 36-20
S.22.73	A-Romney Stadium	W 35-7
N.30.74	H-San Diego Stadium	W 34-6
S.27.75	A-Romney Stadium	W 19-10

Independent Era

N.13.76	H-Jack Murphy Stadium	W 7-6
O.1.77	H-Jack Murphy Stadium	W 19-0

Mountain West Era

S.25.10	H-Qualcomm Stadium	W 41-7
O.23.15	H-Qualcomm Stadium*	W 48-14
O.28.16	A-Maverik Stadium*	W 40-13
S.21.19	H-SDCCU Stadium*	L 17-23
O.31.20	A-Maverik Stadium*	W 38-7
D.4.21	H-Dignity Health (Carson) (MWC)	L 13-46

Historic Series

Non-NCAA Division I Football Teams

	W	L	T
Alumni	0	0	1
Army-Navy Academy J.C.	3	0	0
Boston University	1	0	0
Cal Poly Pomona	3	1	0
Cal State Fullerton	3	0	1
Cal State L.A.	11	5	1
CSUN	7	0	0
Cal Western	3	0	0
Caltech	4	6	0
Camp Haan	0	1	0
Chaffey J.C.	2	0	0
Chapman	8	0	0
Coronado H.S.	1	0	0
El Centro J.C.	1	0	0
Fleet Air	0	1	0
Fullerton J.C.	1	1	0
Hardin-Simmons	0	1	0
Hawaii Marines	0	1	0
LaVerne	10	2	3
Long Beach State	19	10	0
Loyola (Calif.)	3	4	0
March Field Flyers	0	1	0
Mexico Polytechnic	1	0	0
Naval Air	0	1	0
Occidental	11	7	1
Pacific	16	7	0
Pepperdine	11	2	1
Pomona College	10	7	1
Redlands	17	7	2
Reserve Destroyers	0	1	0
Riverside J.C.	3	1	0
San Diego Marines	10	16	2
San Diego NTC	1	0	0
San Francisco State	7	1	0
Santa Ana J.C.	3	1	0
Submarines Pacific	1	1	0
Tampa	1	0	0
Texas-Arlington	2	0	0
UC Santa Barbara	26	8	1
U.S.S. Birmingham	1	1	0
U.S.S. Melville	1	0	0
U.S.S. New Mexico	1	0	0
West Texas State	2	0	0
Whittier	10	11	2

MOUNTAIN WEST	W-L	PAC-12	W-L	DIVISION FBS (I-A)	W-L
Air Force	18-20	Arizona	6-11	American Athletic	4-5
Boise State	4-4	Arizona State	2-10-1	Atlantic Coast	3-7
Colorado State	22-14	California	4-4	Big Ten	2-15
Fresno State	30-27-4	Colorado	0-2	Big 12	7-14
Hawai'i	24-11-2	Oregon	0-4	Conference USA	26-7
Nevada	9-6	Oregon State	2-3	Mid-American	15-1-1
New Mexico	29-15	Stanford	2-4	Mountain West	193-139-8
San José State	24-20-2	UCLA	1-21-1	Pac-12	31-81-4
UNLV	22-10	USC	0-2-1	Southeastern	0-3
Utah State	13-3	Utah	13-18-1	Sun Belt	13-6-1
Wyoming	19-19	Washington	0-3	Independents	13-30-2
TOTALS	214-149-8	Washington State	1-1		
		TOTALS	31-83-4		

Second-Half Comebacks



2023 SAN DIEGO STATE RECORD BOOK

2ND-HALF COMEBACKS TO WIN (DI-ERA (SINCE 1969))

Date	Opponent	Head Coach	Quarterback	Largest 2H Deficit	Final
Nov. 22, 1969	North Texas	Don Coryell	Dennis Shaw	10	W, 42-24
Nov. 29, 1969	Long Beach State*	Don Coryell	Dennis Shaw	11	W, 36-32
Nov. 7, 1970	at Pacific*	Don Coryell	Brian Sipe	6	W, 14-13
Oct. 16, 1971	at UC Santa Barbara	Don Coryell	Brian Sipe	16	W, 27-23
Oct. 22, 1971	Utah State	Don Coryell	Brian Sipe	13	W, 36-20
Oct. 28, 1972	Fresno State*	Don Coryell	Bill Donckers	7	W, 21-14
Dec. 2, 1972	Iowa State	Don Coryell	Bill Donckers	7	W, 27-14
Sept. 22, 1973	at Utah State	Claude Gilbert	Jesse Freitas	7	W, 35-7
Oct. 12, 1974	Fresno State*	Claude Gilbert	Craig Penrose	7	W, 24-21
Oct. 26, 1974	Long Beach State*	Claude Gilbert	Craig Penrose	3	W, 27-17
Sept. 18, 1976	Fresno State	Claude Gilbert	Joe Davis	3	W, 7-3
Oct. 16, 1976	Pacific	Claude Gilbert	Pete Tereschuk	6	W, 21-15
Oct. 30, 1976	at UTEP	Claude Gilbert	Tom Craft	9	W, 27-16
Nov. 26, 1977	at San José State	Claude Gilbert	Joe Davis	10	W, 37-34
Oct. 21, 1978	Pacific	Claude Gilbert	Mark Halda	4	W, 31-28
Sept. 22, 1979	at Fresno State	Claude Gilbert	Mark Halda	11	W, 32-23
Sept. 29, 1979	Wisconsin	Claude Gilbert	Mark Halda	7	W, 24-17
Oct. 13, 1979	Miami (Fla.)	Claude Gilbert	Mark Halda	3	W, 31-20
Nov. 10, 1979	Arizona	Claude Gilbert	Chris Schaefer	3	W, 42-10
Nov. 29, 1980	Utah*	Claude Gilbert	Matt Kofler	8	W, 21-20
Sept. 12, 1981	at Colorado State*	Doug Scovill	Matt Kofler	5	W, 30-14
Sept. 26, 1981	at Oklahoma State	Doug Scovill	Matt Kofler	3	W, 23-16
Oct. 9, 1982	at Wyoming*	Doug Scovill	Mark McKay	7	W, 24-21
Oct. 30, 1982	Utah*	Doug Scovill	Mark McKay	7	W, 21-17
Nov. 6, 1982	at Hawai'i	Doug Scovill	Mark McKay	11	W, 31-28
Sept. 6, 1986	Long Beach State	Denny Stolz	Todd Santos	3	W, 27-24
Sept. 13, 1986	at Utah*	Denny Stolz	Todd Santos	3	W, 37-30
Sept. 27, 1986	at New Mexico*	Denny Stolz	Todd Santos	4	W, 38-34
Nov. 1, 1986	at Colorado State*	Denny Stolz	Todd Santos	6	W, 27-26
Nov. 15, 1986	Wyoming*	Denny Stolz	Todd Santos	8	W, 31-24
Oct. 24, 1987	Long Beach State	Denny Stolz	Todd Santos	7	W, 29-21
Oct. 31, 1987	at Hawai'i*	Denny Stolz	Todd Santos	7	W, 29-21
Nov. 14, 1987	Colorado State*	Denny Stolz	Todd Santos	2	W, 26-12
Sept. 11, 1988	Air Force*	Denny Stolz	Brad Platt	4	W, 39-36
Sept. 30, 1989	at Utah*	Al Luginbill	Dan McGwire	6	W, 38-27
Oct. 28, 1989	at UTEP*	Al Luginbill	Dan McGwire	4	W, 34-31
Sept. 14, 1991	Pacific	Al Luginbill	Cree Morris	7	W, 55-34
Oct. 26, 1991	at Utah*	Al Luginbill	David Lowery	11	W, 24-21
Oct. 17, 1992	UTEP*	Al Luginbill	David Lowery	1	W, 49-27
Nov. 14, 1992	Hawai'i*	Al Luginbill	David Lowery	4	W, 52-28
Sept. 18, 1993	at Air Force*	Al Luginbill	David Lowery	17	W, 38-31
Oct. 10, 1994	California	Ted Tollner	Tim Gutierrez	7	W, 22-20
Oct. 7, 1995	at Utah*	Ted Tollner	Billy Blanton	4	W, 24-21
Oct. 19, 1996	at New Mexico*	Ted Tollner	Billy Blanton	7	W, 48-42
Nov. 7, 1996	(16/15) Wyoming*	Ted Tollner	Billy Blanton	3	W, 28-24
Nov. 15, 1997	at Fresno State*	Ted Tollner	Spencer Brinton	12	W, 20-19
Oct. 3, 1998	at Tulsa*	Ted Tollner	Brian Russell	11	W, 24-14
Oct. 17, 1998	at New Mexico*	Ted Tollner	Brian Russell	1	ot-W, 36-33
Oct. 24, 1998	Utah*	Ted Tollner	Brian Russell	7	ot-W, 21-20
Oct. 21, 2000	at Brigham Young*	Ted Tollner	Lon Sheriff	5	W, 16-15
Nov. 4, 2000	at New Mexico*	Ted Tollner	Lon Sheriff	16	W, 17-16
Oct. 19, 2002	at Wyoming*	Tom Craft	Adam Hall	4	W, 24-20
Nov. 23, 2002	at Air Force*	Tom Craft	Lon Sheriff	11	W, 38-34
Nov. 19, 2005	Wyoming*	Tom Craft	Kevin Craft	7	W, 34-21
Oct. 21, 2006	Air Force*	Chuck Long	Kevin Craft	2	W, 19-12
Oct. 6, 2007	at Colorado State*	Chuck Long	Kevin O'Connell	3	W, 24-20
Nov. 3, 2007	Wyoming*	Chuck Long	Kevin O'Connell	14	W, 27-24
Oct. 31, 2009	New Mexico*	Brady Hoke	Ryan Lindley	4	W, 23-20
Oct. 24, 2009	at Colorado State*	Brady Hoke	Ryan Lindley	14	W, 42-28
Nov. 6, 2010	Colorado State*	Brady Hoke	Ryan Lindley	3	W, 24-19
Sept. 17, 2011	Washington State	Rocky Long	Ryan Lindley	10	W, 42-24
Oct. 13, 2011	at Air Force	Rocky Long	Ryan Lindley	3	W, 41-27
Nov. 26, 2011	at UNLV*	Rocky Long	Ryan Lindley	7	W, 31-14
Dec. 3, 2011	Fresno State*	Rocky Long	Ryan Lindley	7	W, 35-28
Oct. 20, 2012	at Nevada*	Rocky Long	Ryan Katz	11	ot-W, 39-38
Nov. 3, 2012	at (19/14) Boise State*	Rocky Long	Adam Dingwell	6	W, 21-19
Nov. 24, 2012	at Wyoming*	Rocky Long	Adam Dingwell	7	W, 42-28
Sept. 28, 2013	at New Mexico State	Rocky Long	Quinn Kaehler	11	W, 26-16
Oct. 10, 2013	at Air Force*	Rocky Long	Quinn Kaehler	14	W, 27-20
Nov. 9, 2013	at San José State*	Rocky Long	Quinn Kaehler	11	W, 34-30
Nov. 16, 2013	at Hawai'i*	Rocky Long	Quinn Kaehler	7	ot-W, 28-21
Nov. 23, 2013	Boise State*	Rocky Long	Quinn Kaehler	7	ot-W, 34-31
Nov. 21, 2014	Air Force*	Rocky Long	Quinn Kaehler	1	W, 30-14
Dec. 5, 2015	Air Force (MW CG)	Rocky Long	Christian Chapman	7	W, 27-24

Date	Opponent	Head Coach	Quarterback	Largest 2H Deficit	Final
Dec. 17, 2016	vs. Houston (LVB)	Rocky Long	Christian Chapman	4	W, 34-10
Sept. 16, 2017	No. 19/19 Stanford	Rocky Long	Christian Chapman	4	W, 20-17
Sept. 23, 2017	at Air Force*	Rocky Long	Christian Chapman	3	W, 28-24
Sept. 8, 2018	Sacramento State	Rocky Long	Ryan Agnew	1	W, 28-24
Sept. 22, 2018	Eastern Michigan	Rocky Long	Ryan Agnew	3	ot-W, 23-20
Oct. 12, 2018	Air Force*	Rocky Long	Ryan Agnew	3	W, 21-17
Nov. 3, 2018	at New Mexico*	Rocky Long	Christian Chapman	9	W, 31-23
Oct. 12, 2019	Wyoming*	Rocky Long	Ryan Agnew	8	W, 26-22
Nov. 13, 2021	Nevada*	Brady Hoke	Lucas Johnson	1	W, 23-21
Sept. 24, 2022	Toledo	Brady Hoke	Braxton Burmeister	4	W, 17-10
Oct. 8, 2022	Hawai'i*	Brady Hoke	Jalen Mayden	1	W, 16-14

* - Indicates conference game. MW CG - Indicates Mountain West championship game. LVB - Indicates Las Vegas Bowl.

2ND-HALF COMEBACKS TO TIE (DI-ERA (SINCE 1969))

Date	Opponent	Head Coach	Quarterback	Largest 2H Deficit	Final
Nov. 3, 1973	at San José State	Claude Gilbert	Jesse Freitas	17	T, 27-27
Nov. 23, 1974	Bowling Green	Claude Gilbert	Craig Penrose	18	T, 21-21
Oct. 13, 1984	Utah	Doug Scovill	Jim Plum	6	T, 24-24
Nov. 30, 1985	at Hawai'i	Doug Scovill	Todd Santos	3	T, 10-10
Sept. 23, 1989	Cal State Fullerton	Al Luginbill	Dan McGwire	4	T, 41-41
Nov. 16, 1991	Brigham Young	Al Luginbill	David Lowery	7	T, 52-52
Sept. 5, 1992	USC	Al Luginbill	David Lowery	14	T, 31-31

LARGEST 2ND-HALF COMEBACKS TO WIN (DI-ERA (SINCE 1969))

Pl.	Date	Opponent	Head Coach	Quarterback	Largest 2H Deficit	Final
1.	Sept. 18, 1993	at Air Force*	Al Luginbill	David Lowery	17	W, 38-31
2.	Nov. 4, 2000	at New Mexico*	Ted Tollner	Lon Sheriff	16	W, 17-16
	Oct. 16, 1971	at UC Santa Barbara	Don Coryell	Brian Sipe	16	W, 27-23
4.	Oct. 10, 2013	at Air Force*	Rocky Long	Quinn Kaehler	14	W, 27-20
	Oct. 24, 2009	at Colorado State*	Brady Hoke	Ryan Lindley	14	W, 42-28
	Nov. 3, 2007	Wyoming*	Chuck Long	Kevin O'Connell	14	W, 27-24

2ND-HALF COMEBACKS BY YEAR (DI ERA (SINCE 1969))

Season	Wins	Season	Wins	Season	Wins
1969	2	1987	3	2006	1
1970	1	1988	1	2007	2
1971	2	1989	2	2008	0
1972	2	1990	0	2009	2
1973	1	1991	2	2010	1
1974	2	1992	2	2011	4
1975	0	1993	1	2012	3
1976	3	1994	1	2013	▶ 5
1977	1	1995	1	2014	1
1978	1	1996	2	2015	1
1979	4	1997	1	2016	1
1980	1	1998	3	2017	2
1981	2	1999	0	2018	4
1982	3	2000	2	2019	1
1983	0	2001	0	2020	0
1984	0	2002	2	2021	1
1985	0	2003	0	2022	2
1986	▶ 5	2004	0	TOTAL	85
		2005	1		

▶ Indicates DI-era school record.

BY COACH AND QUARTERBACK (DI ERA (SINCE 1969))

Most Second-Half Comebacks By Coach			Most Second-Half Comebacks By QB		
Pl.	Coach	Wins	Pl.	Quarterback	Wins
1.	Rocky Long	22	1.	Todd Santos	8
2.	Claude Gilbert	13	2.	Ryan Lindley	7
3.	Ted Tollner	10	3.	Quinn Kaehler	6
4.	Denny Stolz	9	4.	Christian Chapman	5
5.	Al Luginbill	7	5.	Ryan Agnew	4
	Don Coryell	7		David Lowery	4
7.	Brady Hoke	6		Mark Halda	4

Largest Comebacks



2023 SAN DIEGO STATE RECORD BOOK

RALLIES FROM LARGEST DEFICITS (DIVISION-I ERA (SINCE 1969))

Pl.	Date	Opponent	Head Coach	Quarterback	Final	Largest Deficit	Largest Deficit Score	Largest Deficit Time	Start Comeback	Positive Score
1.	Dec. 3, 2011	vs. Fresno State	Rocky Long	Ryan Lindley	W, 35-28	21	0-21	2nd, 9:14	2nd, 5:48	28-21 and 35-28
	Nov. 3, 2007	vs. Wyoming*	Chuck Long	Kevin O'Connell	W, 27-24	21	0-21	2nd, 1:18	2nd, 0:13	27-24
	Oct. 12, 1974	vs. Fresno State*	Claude Gilbert	Craig Penrose	W, 24-21	21	0-21	2nd, 10:01	2nd, 7:24	24-21
4.	Dec. 7, 2002	at Hawai'i	Tom Craft	Lon Sheriff	L, 40-41	19	3-22	2nd, 13:32	2nd, 9:17	40-29
5.	Oct. 19, 1985	vs. Utah*	Doug Scovil	Todd Santos	L, 37-39	18	3-21	1st, 0:16	2nd, 11:04	37-27
	Nov. 23, 1974	vs. Bowling Green	Claude Gilbert	Craig Penrose	T, 21-21	18	3-21	2nd, 7:43	3rd, 11:00	21-21
7.	Sept. 18, 1993	at Air Force*	Al Luginbill	David Lowery	W, 38-31	17	14-31	4th, 12:40	4th, 10:33	38-31
	Nov. 12, 1983	vs. Wyoming*	Doug Scovil	Mark McKay	L, 21-33	17	0-17	1st, 3:21	2nd, 10:26	21-17
	Oct. 28, 1978	at Long Beach State	Claude Gilbert	Mark Halda	L, 25-27	17	7-24	3rd, 14:31	3rd, 9:43	25-24
	Nov. 3, 1973	at San José State*	Claude Gilbert	Jesse Freitas	T, 27-27	17	10-27	4th, 8:47	4th, 8:30	27-27
12.	Nov. 22, 1969	vs. North Texas	Don Coryell	David Shaw	W, 42-24	17	7-24	2nd, 2:15	2nd, 1:23	42-24
	Sept. 28, 2013	at New Mexico State	Rocky Long	Quinn Kaehler	W, 26-16	16	0-16	2nd, 12:52	2nd, 12:52	26-16
15.	Nov. 4, 2000	at New Mexico*	Ted Tollner	Lon Sheriff	W, 17-16	16	0-16	2nd, 0:09	3rd, 4:17	17-16
	Oct. 16, 1971	at UC Santa Barbara*	Don Coryell	Brian Sipe	W, 27-23	16	7-23	3rd, 9:35	3rd, 3:11	27-23
	Nov. 9, 2013	at San José State	Rocky Long	Quinn Kaehler	W, 34-30	14	6-20	2nd, 2:35	2nd, 0:41	34-30
	Oct. 26, 2013	vs. (18/15) Fresno State*	Rocky Long	Quinn Kaehler	ot-L, 28-35	14	14-28	4th, 9:51	4th, 8:54	28-28
	Oct. 10, 2013	at Air Force*	Rocky Long	Quinn Kaehler	W, 27-20	14	6-20	3rd, 3:53	4th, 11:25	27-20
	Nov. 26, 2011	at UNLV	Rocky Long	Ryan Lindley	W, 31-14	14	0-14	2nd, 14:54	2nd, 5:46	31-14
	Oct. 24, 2009	at Colorado State*	Brady Hoke	Ryan Lindley	W, 42-28	14	7-21	2nd, 1:25	3rd, 9:59	42-28
	Sept. 14, 1996	at California	Ted Tollner	Billy Blanton	L, 37-42	14	0-14	1st, 8:59	1st, 8:25	21-21
	Oct. 7, 1995	at Utah*	Ted Tollner	Billy Blanton	W, 24-21	14	0-14	1st, 9:15	2nd, 10:49	17-14 and 24-21
	Sept. 5, 1992	vs. USC	Al Luginbill	David Lowery	T, 31-31	14	7-21	2nd, 1:58	3rd, 12:29	28-21 and 31-24
27.	Oct. 28, 1989	at UTEP*	Al Luginbill	Dan McGwire	W, 34-31	14	7-21	1st, 6:30	2nd, 14:07	24-21 and 34-21
	Sept. 6, 1986	vs. Long Beach State	Denny Stolz	Todd Santos	W, 27-24	14	0-14	2nd, 13:21	2nd, 8:51	20-17 and 27-24
	Oct. 26, 1985	vs. Oregon	Doug Scovil	Jim Plum	L, 37-49	14	14-28	2nd, 3:15	2nd, 0:27	31-28
	Nov. 26, 1977	at San José State	Claude Gilbert	Joe Davis	W, 37-34	14	10-24	2nd, 3:15	2nd, 0:33	37-34
	Sept. 29, 2012	at Fresno State*	Rocky Long	Ryan Katz	L, 40-52	13	21-34	2nd, 3:34	2nd, 1:17	40-36
	Sept. 23, 1989	vs. Cal State Fullerton	Al Luginbill	Dan McGwire	T, 41-41	13	7-20	2nd, 13:21	2nd, 11:09	34-23
	Oct. 22, 1971	vs. Utah State	Don Coryell	Brian Sipe	W, 36-20	13	7-20	3rd, 7:53	3rd, 7:05	36-20
30.	Nov. 15, 1997	at Fresno State	Ted Tollner	Spencer Brinton	W, 20-19	12	7-19	2nd, 5:22	3rd, 13:01	20-19
	Sept. 27, 1997	at (25/25) Air Force*	Ted Tollner	Kevin McKechnie	L, 18-24	12	0-12	3rd, 5:47	3rd, 2:58	18-18
32.	Oct. 12, 2019	vs. Wyoming*	Rocky Long	Ryan Agnew	W, 26-22	11	3-14	2nd, 5:30	2nd, 1:11	19-14 and 26-22
	Oct. 20, 2012	at Nevada*	Rocky Long	Ryan Katz	ot-W, 39-38	11	6-17	3rd, 8:43	3rd, 3:39	39-38
	Nov. 23, 2002	at Air Force*	Tom Craft	Lon Sheriff	W, 38-34	11	10-21	3rd, 11:46	3rd, 8:53	31-27 and 38-34
	Oct. 3, 1998	at Tulsa*	Ted Tollner	Brian Russell	W, 24-14	11	3-14	3rd, 5:53	3rd, 3:31	24-14
	Oct. 26, 1991	at Utah*	Al Luginbill	David Lowery	W, 24-21	11	10-21	3rd, 0:41	4th, 12:19	24-21
	Oct. 6, 1990	at Wyoming*	Al Luginbill	Dan McGwire	L, 51-52	11	3-14	2nd, 11:07	2nd, 9:50	27-14
	Sept. 16, 1989	vs. (20) UCLA	Al Luginbill	Dan McGwire	L, 25-28	11	10-21	4th, 14:18	4th, 11:24	25-21
	Nov. 6, 1982	at Hawai'i*	Doug Scovil	Mark McKay	W, 31-28	11	10-21	2nd, 0:16	3rd, 9:52	24-21 and 31-28
Nov. 29, 1969	vs. Long Beach State*	Don Coryell	David Shaw	W, 36-32	11	21-32	2nd, 4:14	4th, 13:59	36-32	

National Rankings



2023 SAN DIEGO STATE RECORD BOOK

SDSU IN AP TOP 25 (DI ERA (SINCE 1969))

Rk.	Weeks	Last Time	W	L
13.	1	Nov. 3, 1975	0	1
14.	4	Nov. 16, 1970	3	1
15.				
16.	3	Jan. 3, 1978	1	0
17.	1	Oct. 19, 1970	0	0
18.	1	Oct. 27, 1975	1	0
19.	5	Nov. 28, 2021	2	3
20.	1	Oct. 28, 1974	0	1
21.	3	Nov. 21, 2021	1	2
22.	3	Oct. 17, 2021	2	0
23.	2	Oct. 14, 2021	1	0
24.	3	Oct. 10, 2021	1	2
25.	5	Jan. 11, 2022	1	1
TOTALS	32		13	11

SDSU AS AP NATIONALLY RANKED TEAM (DI ERA (SINCE 1969))

Date*	AP	Opponent	Date^	Result
Oct. 19, 1970	17	idle		
Oct. 26, 1970	14	Fresno State*	O.31	W, 56-14
Nov. 2, 1970	14	at Pacific*	N.7	W, 14-13
Nov. 9, 1970	14	UC Santa Barbara*	N.14	W, 65-7
Nov. 16, 1970	14	Long Beach State*	N.20	L, 11-27
Oct. 28, 1974	20	at North Texas State	N.2	L, 9-14
Oct. 27, 1975	18	at Pacific*	N.1	W, 31-13
Nov. 3, 1975	13	Arizona	N.8	L, 24-31
Nov. 21, 1977	16	at San José State	N.26	W, 37-34
Nov. 28, 1977	16	idle		
Jan. 3, 1978	16	FINAL		
Sept. 15, 1992	23	idle		
Sept. 22, 1992	21	at (11) UCLA	S.26	L, 7-35
Nov. 7, 1995	25	Wyoming*	N.11	L, 31-34
Sept. 18, 2016	22	idle		
Sept. 25, 2016	19	at South Alabama	O.1	L, 24-42
Nov. 13, 2016	24	at Wyoming*	N.19	L, 33-34
Jan. 10, 2017	25	FINAL		
Sept. 17, 2017	22	at Air Force*	S.23	W, 28-24
Sept. 24, 2017	19	Northern Illinois	S.30	W, 34-28
Oct. 1, 2017	19	at UNLV*	O.7	W, 41-10
Oct. 8, 2017	19	Boise State*	O.14	L, 14-31
Oct. 27, 2019	25	idle		
Nov. 3, 2019	24	Nevada*	N.9	L, 13-17
Oct. 3, 2021	25	New Mexico*	O.9	W, 31-7
Oct. 10, 2021	24	at San Jose State	O.15	W-2ot, 19-13
Oct. 17, 2021	22	at Air Force*	O.23	W, 20-14
Oct. 24, 2021	21	Fresno State*	O.30	L, 20-30
Nov. 14, 2021	23	at UNLV*	N.19	W, 28-20
Nov. 21, 2021	22	Boise State*	N.25	W, 27-16
Nov. 28, 2021	19	Utah State (CC)	D.5	L, 13-46
Jan. 11, 2021	25	FINAL		

* - indicates date of poll. ^ - Indicates date of game.

SDSU RANKED IN FINAL POLL

Season	AP	USAT	UPI
1969	--		T-18
1972	--		20
1973	--		T-19
1977	16		T-19
1986	--	25	
2016	25	25	
2021	25	--	

SDSU VS. AP TOP 25 (DI ERA (SINCE 1969))

Rk.	Games	Last Time	W	L
1.	3	Nov. 28, 1992	0	3
2.	2	Sept. 6, 2003	0	2
3.	4	Sept. 7, 2013	0	4
4.	3	Sept. 22, 1990	0	3
5.	1	Sept. 3, 1988	0	1
6.	1	Nov. 7, 2009	0	1
7.	2	Nov. 18, 1989	0	2
8.	1	Nov. 15, 2008	0	1
9.	2	Sept. 17, 2005	0	2
10.	2	Nov. 19, 2011	0	2
11.	2	Sept. 26, 1992	0	2
12.	4	Sept. 21, 1985	1	3
13.	4	Aug. 31, 2018	1	2
14.	2	Sept. 17, 2022	0	3
15.	2	Oct. 22, 2013	0	2
16.	4	Oct. 27, 2001	1	3
17.	4	Nov. 8, 2008	0	4
18.	2	Oct. 17, 2009	0	2
19.	4	Sept. 16, 2017	2	2
20.	7	Oct. 29, 2005	1	6
21.	5	Sept. 6, 2014	0	5
22.	2	Sept. 24, 2011	0	2
23.	6	Sept. 15, 2018	3	3
24.	3	Dec. 21, 2021	1	2
25.	3	Nov. 20, 2010	0	3
TOTALS	75		10	65

SDSU VS. AP NATIONALLY-RANKED TEAM (DI ERA (SINCE 1969))

Date	AP	CO	Opponent	Result
Oct. 6, 1973	13		Houston	L, 9-14
Nov. 19, 1977	13		Florida State	W, 41-16
Sept. 16, 1978	19		at Iowa State	L, 13-14
Nov. 24, 1979	10		Brigham Young*	L, 14-63
Sept. 27, 1980	12		Missouri	L, 7-31
Oct. 10, 1981	12		Iowa State	W, 52-31
Oct. 2, 1982	1		at Washington	L, 25-46
Dec. 3, 1983	18		Air Force*	L, 7-38
Sept. 8, 1984	4		UCLA	L, 15-18
Sept. 24, 1984	12		at Oklahoma State	L, 16-19
Nov. 10, 1984	4		at Brigham Young*	L, 3-34
Sept. 21, 1985	12		at UCLA	L, 16-34
Oct. 12, 1985	11		at Brigham Young*	L, 0-28
Nov. 2, 1985	7		at Air Force*	L, 10-31
Sept. 20, 1986	19		UCLA	L, 14-45
Oct. 4, 1986	20		at Stanford	L, 10-17
Dec. 30, 1986	16		Iowa (Holiday)	L, 38-39
Sept. 5, 1987	3		at UCLA	L, 14-47
Sept. 3, 1988	5		at UCLA	L, 6-59
Oct. 1, 1988	20		Oregon	L, 13-43
Nov. 5, 1988	20		Brigham Young*	W, 27-15
Sept. 16, 1989	20		UCLA	L, 25-28
Oct. 7, 1989	20		at Hawaii**	L, 24-31
Nov. 18, 1989	7		at Miami (Fla.)	L, 6-42
Nov. 25, 1989	21		Brigham Young*	L, 27-48
Sept. 22, 1990	4		at Brigham Young*	L, 34-62
Dec. 1, 1990	2		Miami (Fla.)	L, 28-30
Nov. 30, 1991	1		at Miami (Fla.)	L, 12-39
Dec. 30, 1991	23		vs. Tulsa (Freedom)	L, 17-28
Sept. 26, 1992	11		at UCLA	L, 7-35
Nov. 14, 1992	23		Hawaii**	W, 52-28
Nov. 28, 1992	1		Miami (Fla.)	L, 17-63
Sept. 11, 1993	21		at California	L, 25-45
Nov. 10, 1994	23		at Brigham Young*	L, 28-35
Sept. 9, 1995	14	14	at Oklahoma	L, 22-38
Nov. 7, 1996	16	15	Wyoming*	W, 28-24
Sept. 13, 1997	3	3	at Washington	L, 3-36
Sept. 27, 1997	25	25	at Air Force*	L, 18-24
Nov. 22, 1997	25	22	Colorado State*	L, 17-38

Date	AP	CO	Opponent	Result
Sept. 5, 1998	20	20	Wisconsin	L, 14-26
Sept. 12, 1998	22	23	at USC	L, 6-35
Sept. 24, 1998	16	16	Arizona	L, 16-35
Sept. 18, 1999	17	17	at USC	L, 21-24
Nov. 6, 1999	15	13	Brigham Young*	L, 7-30
Oct. 28, 2000	24	--	Colorado State*	L, 22-34
Oct. 27, 2001	16	10	Brigham Young*	L, 21-59
Sept. 7, 2002	17	17	at Colorado	L, 14-34
Nov. 16, 2002	21	17	Colorado State*	L, 21-49
Sept. 6, 2003	2	2	at Ohio State	L, 13-16
Sept. 18, 2004	17	17	at Michigan	L, 21-24
Oct. 30, 2004	9	10	Utah*	L, 28-51
Sept. 17, 2005	9	9	at Ohio State	L, 6-27
Oct. 29, 2005	20	20	TCU*	L, 20-23
Sept. 29, 2007	24	--	Cincinnati	L, 23-52
Dec. 1, 2007	21	19	Brigham Young*	L, 27-48
Nov. 8, 2008	17	16	at Brigham Young*	L, 12-41
Nov. 15, 2008	8	7	Utah*	L, 14-63
Oct. 17, 2009	18	19	Brigham Young*	L, 28-38
Nov. 7, 2009	6	4	TCU*	L, 12-55
Nov. 21, 2009	23	23	at Utah*	L, 7-38
Oct. 16, 2010	23	23	Air Force*	W, 27-25
Nov. 13, 2010	3	3	at TCU*	L, 35-40
Nov. 20, 2010	25	24	Utah*	L, 34-38
Sept. 24, 2011	22	21	at Michigan	L, 7-28
Nov. 19, 2011	10	11	Boise State*	L, 35-52
Nov. 3, 2012	19	14	at Boise State*	W, 21-19
Sept. 7, 2013	3	2	at Ohio State	L, 7-42
Oct. 22, 2013	15	18	Fresno State*	ot-L, 28-35
Sept. 6, 2014	21	23	at North Carolina	L, 27-31
Sept. 16, 2017	19	19	Stanford	W, 20-17
Aug. 31, 2018	13	13	at Stanford	L, 10-31
Sept. 15, 2018	23	25	Arizona State	W, 28-21
Dec. 12, 2020	14	16	at Brigham Young	L, 14-28
Dec. 21, 2021	24	25	vs. UTSA (Fr.B)	W, 38-24
Sept. 17, 2022	14	15	at Utah	L, 7-35

RECORD VS. AP TOP 25 BY COACH

Name	Gms.	W	L	Pct.	H	A	N
Don Coryell	0						
Claude Gilbert	5	1	4	.200	1-3	0-1	
Doug Scovil	9	1	8	.111	1-2	0-6	
Denny Stolz	7	1	6	.143	1-2	0-3	0-1
Al Luginbill	12	1	11	.083	1-4	0-6	0-1
Ted Tollner	13	1	12	.077	1-6	0-6	
Tom Craft	7	0	7	.000	0-3	0-4	
Chuck Long	4	0	4	.000	0-3	0-1	
Brady Hoke	9	2	7	.222	1-3	0-4	1-0
Rocky Long	9	3	6	.333	2-2	1-4	
TOTALS	75	10	65	.133	8-28	1-35	1-2

RECORD VS. AP TOP 25 BY DECADE

Years	Gms.	W	L	Pct.	H	A	N
1970-79	4	1	3	.250	1-2	0-1	
1980-89	21	2	19	.095	2-8	0-11	
1990-99	19	2	17	.118	2-5	0-10	0-2
2000-09	16	0	16	.000	0-10	0-6	
2010-19	12	4	8	.333	3-3	1-5	
2020-current	3	1	2	.333	0-2	1-0	
TOTALS	75	10	65	.133	8-28	1-35	1-2

Game Types



CONFERENCE OPENERS

Date	Opponent	Head Coach	Final
SOUTHERN CALIFORNIA JUNIOR COLLEGE ERA (3-1)			
Oct. 28, 1921	at Santa Ana J.C.	C.E. Peterson	L 0 - 26
Nov. 4, 1922	at Santa Ana J.C.	C.E. Peterson	W 50 - 0
Oct. 27, 1923	at Riverside J.C.	C.E. Peterson	W 39 - 3
Nov. 1, 1924	Riverside J.C.	C.E. Peterson	W 6 - 0
1925	independent		
SOUTHERN CALIFORNIA INTERCOLLEGIATE ATHLETIC CONFERENCE ERA (6-5-2)			
Oct. 2, 1926	at Pomona	C.E. Peterson	L 6 - 20
Oct. 8, 1927	at Redlands	C.E. Peterson	W 32 - 0
Oct. 13, 1928	Occidental	C.E. Peterson	L 7 - 20
Oct. 5, 1929	at Whittier	C.E. Peterson	L 7 - 13
Oct. 3, 1930	at Pomona	W.B. Herreid	W 6 - 0
Oct. 9, 1931	Occidental	W.B. Herreid	L 2 - 13
Sept. 23, 1932	Santa Barbara State (so)	W.B. Herreid	L 2 - 6
Oct. 6, 1933	at Whittier	W.B. Herreid	T 0 - 0
Oct. 13, 1934	Occidental	W.B. Herreid	W 20 - 7
Oct. 5, 1935	Santa Barbara State (so)	Leo Calland	T 7 - 7
Oct. 3, 1936	Occidental (so)	Leo Calland	W 7 - 0
Oct. 2, 1937	Occidental (so)	Leo Calland	W 3 - 0
Oct. 1, 1938	Occidental	Leo Calland	W 8 - 0
CALIFORNIA COLLEGIATE ATHLETIC ASSOCIATION ERA (11-15-1)			
Oct. 13, 1939	at San José State	Leo Calland	L 0 - 42
Oct. 11, 1940	at San José State	Leo Calland	L 0 - 10
Oct. 10, 1941	San José State	Leo Calland	L 0 - 20
Oct. 11, 1942	Fresno State	John Eubank	L 0 - 66
Oct. 6, 1945	Caltech	Bob Breitbart	L 20 - 32
Oct. 5, 1946	Cal Poly SLO	Bill Terry	L 13 - 21
Oct. 4, 1947	Cal Poly SLO	Bill Schutte	W 56 - 13
Oct. 9, 1948	Pacific	Bill Schutte	L 14 - 41
Nov. 5, 1949	at Fresno State	Bill Schutte	W 18 - 7
Oct. 14, 1950	Pepperdine	Bill Schutte	W 28 - 14
Oct. 6, 1951	Cal Poly SLO	Bill Schutte	W 32 - 13
Oct. 4, 1952	at Cal Poly SLO	Bill Schutte	L 18 - 20
Oct. 3, 1953	Cal Poly SLO	Bill Schutte	L 12 - 33
Oct. 2, 1954	at Cal Poly SLO	Bill Schutte	L 14 - 26
Oct. 1, 1955	Cal Poly SLO	Bill Schutte	L 6 - 12
Oct. 13, 1956	at Cal Poly SLO	Paul Governali	W 7 - 6
Sept. 21, 1957	Pacific	Paul Governali	L 6 - 32
Sept. 20, 1958	at UC Santa Barbara (so)	Paul Governali	L 0 - 25
Sept. 26, 1959	Cal State LA (so)	Paul Governali	L 3 - 21
Sept. 24, 1960	Cal State LA	Paul Governali	L 14 - 24
Sept. 23, 1961	at Cal State LA (so)	Don Coryell	T 13 - 13
Sept. 22, 1962	Cal State LA	Don Coryell	W 26 - 14
Oct. 5, 1963	Cal Poly SLO	Don Coryell	W 69 - 0
Oct. 3, 1964	at Cal Poly SLO	Don Coryell	W 59 - 7
Oct. 2, 1965	Cal Poly SLO	Don Coryell	W 41 - 0
Oct. 1, 1966	at Cal Poly SLO	Don Coryell	W 14 - 13
Sept. 30, 1967	Cal Poly SLO	Don Coryell	W 26 - 20
1968	independent		
PACIFIC COAST ATHLETIC ASSOCIATION ERA (7-0)			
Sept. 27, 1969	Cal State LA	Don Coryell	W 49 - 0
Sept. 26, 1970	Cal State LA	Don Coryell	W 35 - 0
Oct. 9, 1971	Pacific	Don Coryell	W 14 - 7
Oct. 7, 1972	San José State	Don Coryell	W 23 - 12
Oct. 20, 1973	at Pacific	Claude Gilbert	W 13 - 10
Oct. 12, 1974	at Fresno State	Claude Gilbert	W 24 - 21
Oct. 4, 1975	Cal State Fullerton	Claude Gilbert	W 59 - 14
1976	independent		
1977	independent		
WESTERN ATHLETIC CONFERENCE ERA (10-11)			
Sept. 23, 1978	at UTEP	Claude Gilbert	L 24 - 31
Oct. 6, 1979	at New Mexico	Claude Gilbert	W 35 - 7
Sept. 13, 1980	at Brigham Young (so)	Claude Gilbert	L 11 - 35
Sept. 12, 1981	at Colorado State (so)	Doug Scovill	W 30 - 14
Sept. 11, 1982	at Air Force	Doug Scovill	L 32 - 44
Sept. 17, 1983	at Utah	Doug Scovill	L 24 - 27
Sept. 1, 1984	at Air Force	Doug Scovill	L 16 - 34
Sept. 28, 1985	Colorado State	Doug Scovill	W 48 - 23
Sept. 13, 1986	at Utah	Denny Stolz	W 37 - 30
Sept. 12, 1987	Utah	Denny Stolz	W 52 - 34
Sept. 11, 1988	Air Force	Denny Stolz	W 39 - 36
Sept. 2, 1989	at Air Force (so)	Al Luginbill	L 36 - 52
Sept. 22, 1990	at (4) Brigham Young	Al Luginbill	L 34 - 62
Sept. 21, 1991	at Air Force	Al Luginbill	L 20 - 21
Sept. 10, 1982	at Brigham Young	Al Luginbill	W 45 - 38

Sept. 18, 1993	at Air Force	Al Luginbill	W 38 - 31
Sept. 24, 1994	at Colorado State	Ted Tollner	L 17 - 19
Sept. 16, 1995	at Brigham Young	Ted Tollner	L 19 - 31
Oct. 11, 1996	Hawai'i	Ted Tollner	W 56 - 8
Sept. 27, 1997	at (25/25) Air Force	Ted Tollner	ot-L 18 - 24
Oct. 3, 1998	at Tulsa	Ted Tollner	W 24 - 14
MOUNTAIN WEST ERA (12-12; won eight of last 10)			
Oct. 2, 1999	Air Force	Ted Tollner	L 22 - 23
Oct. 7, 2000	at Wyoming	Ted Tollner	W 34 - 0
Sept. 22, 2001	at Colorado State	Ted Tollner	W 14 - 7
Oct. 12, 2002	Utah	Tom Craft	W 36 - 17
Oct. 4, 2003	Brigham Young	Tom Craft	L 36 - 44
Oct. 9, 2004	at Wyoming	Tom Craft	L 10 - 20
Sept. 10, 2005	at Air Force	Tom Craft	L 29 - 41
Sept. 23, 2006	Utah	Chuck Long	L 7 - 38
Oct. 6, 2007	at Colorado State	Chuck Long	W 24 - 20
Oct. 4, 2008	at TCU	Chuck Long	L 7 - 41
Sept. 26, 2009	at Air Force	Brady Hoke	L 14 - 26
Oct. 9, 2010	at Brigham Young	Brady Hoke	L 21 - 24
Oct. 8, 2011	TCU	Rocky Long	L 14 - 27
Sept. 29, 2012	at Fresno State	Rocky Long	L 40 - 52
Oct. 4, 2013	Nevada	Rocky Long	ot-W 51 - 44
Sept. 27, 2014	UNLV	Rocky Long	W 34 - 17
Oct. 3, 2015	Fresno State	Rocky Long	W 21 - 7
Oct. 8, 2016	UNLV	Rocky Long	W 26 - 7
Sept. 30, 2017	at Air Force	Rocky Long	W 28 - 24
Oct. 6, 2018	at (rv/24) Boise State	Rocky Long	W 19 - 13
Sept. 21, 2019	Utah State	Rocky Long	L 17 - 23
Oct. 24, 2020	UNLV	Brady Hoke	W 34 - 6
Oct. 9, 2021	New Mexico	Brady Hoke	W 31 - 7
Sept. 30, 2022	at Boise State	Brady Hoke	L 13 - 35

CONFERENCE HOME OPENERS

Date	Opponent	Head Coach	Final
SOUTHERN CALIFORNIA JUNIOR COLLEGE ERA (4-0)			
Nov. 21, 1921	Chaffrey J.C.	C.E. Peterson	W 14 - 0
Nov. 24, 1922	Riverside J.C.	C.E. Peterson	W 20 - 6
Nov. 12, 1923	Santa Ana J.C.	C.E. Peterson	W 26 - 6
Nov. 1, 1924	Riverside J.C.	C.E. Peterson	W 6 - 0
1925	independent		
SOUTHERN CALIFORNIA INTERCOLLEGIATE ATHLETIC CONFERENCE ERA (7-5-1)			
Oct. 16, 1926	Redlands	C.E. Peterson	W 14 - 9
Oct. 15, 1927	Caltech	C.E. Peterson	L 13 - 17
Oct. 13, 1928	Occidental	C.E. Peterson	L 7 - 20
Nov. 2, 1929	Occidental	C.E. Peterson	L 0 - 20
Oct. 25, 1930	La Verne	W.B. Herreid	W 14 - 6
Oct. 9, 1931	Occidental	W.B. Herreid	L 2 - 13
Sept. 23, 1932	Santa Barbara State (so)	W.B. Herreid	L 2 - 6
Oct. 14, 1933	Pomona	W.B. Herreid	W 10 - 0
Oct. 13, 1934	Occidental	W.B. Herreid	W 20 - 7
Oct. 5, 1935	Santa Barbara State (so)	Leo Calland	T 7 - 7
Oct. 3, 1936	Occidental (so)	Leo Calland	W 7 - 0
Oct. 2, 1937	Occidental (so)	Leo Calland	W 3 - 0
Oct. 1, 1938	Occidental	Leo Calland	W 8 - 0
CALIFORNIA COLLEGIATE ATHLETIC ASSOCIATION ERA (12-14-1)			
Nov. 25, 1939	Santa Barbara State	Leo Calland	L 0 - 19
Oct. 25, 1940	Fresno State	Leo Calland	T 0 - 0
Oct. 10, 1941	San José State	Leo Calland	L 0 - 20
Oct. 11, 1942	Fresno State	John Eubank	L 0 - 66
Oct. 6, 1945	Caltech	Bob Breitbart	L 20 - 32
Oct. 5, 1946	Cal Poly SLO	Bill Terry	L 13 - 21
Oct. 4, 1947	Cal Poly SLO	Bill Schutte	W 56 - 13
Oct. 9, 1948	Pacific	Bill Schutte	L 14 - 41
Nov. 12, 1949	San José State	Bill Schutte	L 0 - 40
Oct. 14, 1950	Pepperdine	Bill Schutte	W 28 - 14
Oct. 6, 1951	Cal Poly SLO	Bill Schutte	W 32 - 13
Oct. 11, 1952	Pepperdine	Bill Schutte	W 33 - 13
Oct. 3, 1953	Cal Poly SLO	Bill Schutte	L 12 - 33
Oct. 23, 1954	Cal State LA	Bill Schutte	W 38 - 0
Oct. 1, 1955	Cal Poly SLO	Bill Schutte	L 6 - 12
Nov. 17, 1956	Fresno State	Paul Governali	L 7 - 50
Sept. 21, 1957	Pacific	Paul Governali	L 6 - 32
Oct. 18, 1958	Cal State LA	Paul Governali	W 7 - 0
Sept. 26, 1959	Cal State LA (so)	Paul Governali	L 3 - 21
Sept. 24, 1960	Cal State LA	Paul Governali	L 14 - 24
Sept. 30, 1961	Cal Poly SLO	Don Coryell	W 9 - 6
Sept. 22, 1962	Cal State LA	Don Coryell	W 26 - 14

Game Types



2023 SAN DIEGO STATE RECORD BOOK

Oct. 5, 1963	Cal Poly SLO	Don Coryell	W	69	-	0
Oct. 17, 1964	Cal State LA	Don Coryell	L	0	-	7
Oct. 2, 1965	Cal Poly SLO	Don Coryell	W	41	-	0
Oct. 29, 1966	Fresno State	Don Coryell	W	34	-	13
Sept. 30, 1967	Cal Poly SLO	Don Coryell	W	26	-	20
1968	independent					

PACIFIC COAST ATHLETIC ASSOCIATION ERA (7-0)

Sept. 27, 1969	Cal State LA	Don Coryell	W	49	-	0
Sept. 26, 1970	Cal State LA	Don Coryell	W	35	-	0
Oct. 9, 1971	Pacific	Don Coryell	W	14	-	7
Oct. 7, 1972	San José State	Don Coryell	W	23	-	12
Nov. 10, 1973	Long Beach State	Claude Gilbert	W	17	-	2
Oct. 19, 1974	San José State	Claude Gilbert	W	40	-	14
Oct. 4, 1975	Cal State Fullerton	Claude Gilbert	W	59	-	14
1976	independent					
1977	independent					

WESTERN ATHLETIC CONFERENCE ERA (15-6)

Oct. 14, 1978	Colorado State	Claude Gilbert	W	34	-	31
Nov. 3, 1979	Wyoming	Claude Gilbert	W	31	-	21
Oct. 18, 1980	Colorado State	Claude Gilbert	L	7	-	26
Oct. 17, 1981	Brigham Young	Doug Scovil	L	7	-	27
Oct. 16, 1982	New Mexico	Doug Scovil	L	17	-	22
Oct. 22, 1983	Brigham Young	Doug Scovil	L	12	-	47
Sept. 15, 1984	UTEP	Doug Scovil	W	51	-	2
Sept. 28, 1985	Colorado State	Doug Scovil	W	48	-	23
Nov. 15, 1986	Wyoming	Denny Stolz	W	31	-	24
Sept. 12, 1987	Utah	Denny Stolz	W	52	-	34
Sept. 11, 1988	Air Force	Denny Stolz	W	39	-	36
Nov. 4, 1989	New Mexico	Al Luginbill	W	45	-	28
Sept. 29, 1990	Air Force	Al Luginbill	W	48	-	18
Oct. 12, 1991	New Mexico	Al Luginbill	W	38	-	24
Oct. 17, 1992	UTEP	Al Luginbill	W	49	-	27
Oct. 16, 1993	Colorado State	Al Luginbill	W	30	-	3
Oct. 1, 1994	Air Force	Ted Tollner	L	35	-	36
Oct. 14, 1995	Fresno State	Ted Tollner	W	48	-	24
Oct. 11, 1996	Hawaii	Ted Tollner	W	56	-	8
Oct. 11, 1997	New Mexico	Ted Tollner	L	21	-	36
Oct. 9, 1998	Hawaii	Ted Tollner	W	35	-	13

MOUNTAIN WEST ERA (12-12; won nine of last 11)

Oct. 2, 1999	Air Force	Ted Tollner	L	22	-	23
Oct. 14, 2000	Utah	Ted Tollner	L	7	-	21
Sept. 29, 2001	Air Force	Ted Tollner	L	21	-	45
Oct. 12, 2002	Utah	Tom Craft	W	36	-	17
Oct. 4, 2003	Brigham Young	Tom Craft	L	36	-	44
Oct. 16, 2004	Colorado State	Tom Craft	L	17	-	21
Oct. 1, 2005	Brigham Young	Tom Craft	W	31	-	10
Sept. 23, 2006	Utah	Chuck Long	L	7	-	38
Oct. 20, 2007	New Mexico	Chuck Long	L	17	-	20
Oct. 11, 2008	Air Force	Chuck Long	L	10	-	35
Oct. 17, 2009	(18/19) Brigham Young	Brady Hoke	L	28	-	38
Oct. 16, 2010	(23/23) Air Force	Brady Hoke	W	27	-	25
Oct. 8, 2011	TCU	Rocky Long	L	14	-	27
Oct. 6, 2012	Hawaii	Rocky Long	W	52	-	14
Oct. 4, 2013	Nevada	Rocky Long	ot-W	51	-	44
Sept. 27, 2014	UNLV	Rocky Long	W	34	-	17
Oct. 3, 2015	Fresno State	Rocky Long	W	21	-	7
Oct. 8, 2016	UNLV	Rocky Long	W	26	-	7
Oct. 14, 2017	Boise State	Rocky Long	L	14	-	31
Oct. 12, 2018	Air Force	Rocky Long	W	21	-	17
Sept. 21, 2019	Utah State	Rocky Long	L	17	-	23
Oct. 24, 2020	UNLV	Brady Hoke	W	34	-	6
Oct. 9, 2021	New Mexico	Brady Hoke	W	31	-	7
Oct. 8, 2022	Hawaii	Brady Hoke	W	16	-	14

RECENT HOMECOMING RESULTS

Date	Opponent	Head Coach		Final
Nov. 6, 1976	San José State	Claude Gilbert	W	30 - 17
Oct. 29, 1977	Tulsa	Claude Gilbert	W	41 - 7
WESTERN ATHLETIC CONFERENCE ERA (14-7)				
Nov. 4, 1978	Colorado State	Claude Gilbert	W	34 - 31
Nov. 3, 1979	Wyoming*	Claude Gilbert	W	31 - 21
Nov. 1, 1980	Oklahoma State	Claude Gilbert	L	6 - 15
Nov. 7, 1981	Wyoming*	Doug Scovil	L	13 - 24
Oct. 23, 1982	Long Beach State	Doug Scovil	W	51 - 17
Nov. 12, 1983	Wyoming*	Doug Scovil	L	21 - 33
Oct. 20, 1984	Colorado State*	Doug Scovil	W	41 - 24
Oct. 19, 1985	Utah*	Doug Scovil	L	37 - 39

Oct. 25, 1986	Air Force*	Denny Stolz	L	10	-	22
Oct. 24, 1987	Long Beach State	Denny Stolz	W	52	-	42
Oct. 15, 1988	Hawaii	Denny Stolz	L	30	-	32
Oct. 21, 1989	Pacific	Al Luginbill	W	35	-	7
Nov. 3, 1990	Utah*	Al Luginbill	W	66	-	14
Nov. 2, 1991	Wyoming*	Al Luginbill	W	24	-	22
Oct. 17, 1992	UTEP*	Al Luginbill	W	49	-	27
Oct. 23, 1993	New Mexico*	Al Luginbill	W	20	-	17
Oct. 8, 1994	Utah*	Ted Tollner	L	22	-	38
Oct. 21, 1995	San José State	Ted Tollner	W	49	-	20
Nov. 23, 1996	Fresno State*	Ted Tollner	W	31	-	21
Nov. 8, 1997	San José State*	Ted Tollner	W	48	-	21
Oct. 24, 1998	Utah*	Ted Tollner	ot-W	21	-	20

MOUNTAIN WEST ERA (10-13; won six of last eight)

Oct. 9, 1999	New Mexico*	Ted Tollner	L	21	-	24
Oct. 28, 2000	(24/-) Colorado State*	Ted Tollner	L	22	-	34
Oct. 6, 2001	Eastern Illinois	Tom Craft	W	40	-	7
Oct. 26, 2002	UNLV*	Tom Craft	W	31	-	21
Oct. 18, 2003	New Mexico*	Tom Craft	L	7	-	30
Oct. 30, 2004	(9/10) Utah*	Tom Craft	L	28	-	51
Oct. 29, 2005	(20/20) TCU*	Tom Craft	L	20	-	23
Oct. 28, 2006	Cal Poly	Chuck Long	L	14	-	16
Oct. 20, 2007	New Mexico*	Chuck Long	L	17	-	20
Oct. 25, 2008	Colorado State*	Chuck Long	L	34	-	38
Oct. 17, 2009	(18/19) Brigham Young*	Brady Hoke	L	28	-	38
Oct. 16, 2010	(23/23) Air Force*	Brady Hoke	W	27	-	25
Oct. 8, 2011	TCU*	Rocky Long	L	14	-	27
Oct. 13, 2012	Colorado State*	Rocky Long	W	38	-	14
Oct. 26, 2013	Fresno State*	Rocky Long	ot-L	28	-	35
Nov. 8, 2014	Idaho	Rocky Long	W	35	-	21
Nov. 14, 2015	Wyoming*	Rocky Long	W	38	-	3
Nov. 5, 2016	Hawaii*	Rocky Long	W	55	-	0
Oct. 21, 2017	Fresno State*	Rocky Long	L	3	-	27
Oct. 20, 2018	San José State*	Rocky Long	W	16	-	13
Nov. 9, 2019	Nevada*	Rocky Long	L	13	-	17
Nov. 13, 2021	Nevada*	Brady Hoke	W	23	-	21
Nov. 5, 2022	UNLV*	Brady Hoke	W	14	-	10

RECENT KGB SKYSHOW RESULTS (13-3; won six straight)

Date	Opponent	Head Coach		Final
Sept. 4, 2004	Idaho State (so)	Tom Craft	W	38 - 21
Sept. 24, 2005	San José State*	Tom Craft	W	52 - 21
Sept. 23, 2006	Utah*	Chuck Long	L	7 - 38
Sept. 22, 2007	Portland State	Chuck Long	W	52 - 17
Oct. 11, 2008	Air Force*	Chuck Long	L	10 - 35
Sept. 12, 2009	Southern Utah	Brady Hoke	W	35 - 19
Sept. 25, 2010	Utah State	Brady Hoke	W	41 - 7
Sept. 17, 2011	Washington State	Rocky Long	W	42 - 24
Oct. 6, 2012	Hawaii*	Rocky Long	W	52 - 14
Aug. 31, 2013	Eastern Illinois (so)	Rocky Long	L	19 - 40
Nov. 8, 2014	Idaho	Rocky Long	W	35 - 21
Sept. 5, 2015	San Diego (so)	Rocky Long	W	37 - 3
Sept. 3, 2016	New Hampshire (so)	Rocky Long	W	31 - 0
Sept. 2, 2017	UC Davis (so)	Rocky Long	W	38 - 17
Sept. 8, 2018	Sacramento State	Rocky Long	W	28 - 14
Aug. 31, 2019	Weber State (so)	Rocky Long	W	6 - 0

OVERTIME (10-4)

Date	Opponent	Head Coach		Final
Sept. 27, 1997	at (25/25) Air Force*	Ted Tollner	L	18 - 24
Oct. 18, 1997	UNLV*	Ted Tollner	W	20 - 17
Oct. 17, 1998	at New Mexico*	Ted Tollner	W	36 - 33
Oct. 24, 1998	Utah*	Ted Tollner	W	21 - 20
Oct. 20, 2012	at Nevada*	Rocky Long	W	39 - 38
Oct. 4, 2013	Nevada*	Rocky Long	W	51 - 44
Oct. 26, 2013	(15/18) Fresno State*	Rocky Long	L	28 - 35
Nov. 16, 2013	at Hawaii*	Rocky Long	W	28 - 21
Nov. 23, 2013	Boise State*	Rocky Long	W	34 - 31
Sept. 19, 2015	South Alabama	Rocky Long	L	27 - 34
Sept. 22, 2018	Eastern Michigan	Rocky Long	W	23 - 20
Nov. 24, 2018	Hawaii*	Rocky Long	L	30 - 31
Sept. 18, 2021	vs. Utah	Brady Hoke	W-3ot	33 - 31
Oct. 15, 2021	at San José State	Brady Hoke	W-2ot	19 - 13

SO - season opener. (##) opponent national rank

Starting Quarterback Debuts



2023 SAN DIEGO STATE RECORD BOOK

Below is a list of all San Diego State players that have started at quarterback during the Division I era and their stats recorded in their first San Diego State start. Note that Dennis Shaw started SDSU's first Division I game but had previously started for the Aztecs prior to that game.

Date	Quarterback	Class	First Opponent	Result	Prior to First Start		Passing					Rushing			SDSU Record in Starts				
					GP	Att.	A	C	I	Yds.	TD	Eff.	Att.	Yds.	TD	W	L	T	Pct.
Dennis Shaw																			
S.12.70	Brian Sipe	Jr.	at Northern Illinois+	W, 35-3	8	82	23	15	1	196	2	156.80	5	-30	0	15	7	0	.682
S.28.72	Bill Donckers	Sr.	Oregon State+	W, 17-8	6	33	11	7	1	138	1	180.84	5	10	0	10	1	0	.909
S.22.73	Jesse Freitas ⁴	Sr.	at Utah State+	W, 35-7	11	156	12	6	0	106	1	151.70	6	24	0	9	1	1	.864
S.14.74	Craig Penrose ³	Jr.	at Arizona+	L, 10-17	0	0	24	11	2	114	0	69.07	3	-1	0	14	5	1	.725
S.21.74	Kevin Sneed	Jr.	Tampa	W, 28-25	1	16	22	11	3	281	2	184.11	11	27	0	2	0	0	1.000
S.12.76	Joe Davis	Jr.	Arkansas State+	W, 24-14	0	0	14	10	2	96	1	124.03	7	-48	0	13	1	0	.929
O.2.76	Pete Tereschuk	Sr.	Brigham Young*	L, 0-8	7	52	26	17	3	143	0	88.51	7	-28	0	1	1	0	.500
O.23.76	Tom Craft	Sr.	Cal State Fullerton	W, 27-14	10	29	20	16	0	116	1	145.22	5	7	0	6	0	0	1.000
S.16.78	Mark Halda	So.	at (19) Iowa State+	L, 13-14	4	34	43	24	0	268	1	115.84	2	3	0	8	12	0	.400
O.27.79	Chris Schaefer	Sr.	at Utah*	W, 17-13	9	38	12	7	3	156	1	145.03	4	17	0	4	0	0	1.000
S.20.80	Matt Kofler	Jr.	at Air Force*	W, 13-10	1	15	29	19	0	192	1	132.51	12	24	0	10	10	0	.500
N.1.80	Rick Hansen	So.	Oklahoma State	L, 6-15	3	25	20	8	2	45	0	38.90	4	6	0	3	3	0	.500
O.9.82	Mark McKay ²	Jr.	at Wyoming*	W, 24-21	3	40	15	9	0	98	1	136.88	10	-9	0	6	12	1	.342
S.1.84	Todd Santos	R-Fr.	at Air Force**	L, 16-34	0	0	29	13	3	154	1	80.12	4	-10	0	22	22	1	.500
O.13.84	Jim Plum	So.	Utah*	T, 24-24	13	108	15	6	1	37	0	47.39	2	4	0	0	2	1	.167
S.3.88	Brad Platt	Jr.	at (5) UCLA+	L, 6-59	0	0	31	16	0	197	0	104.99	8	-33	0	1	6	0	.143
O.29.88	Scott Barrick	So.	at Utah*	L, 20-41	2	23	34	21	2	248	1	120.98	4	-5	0	2	2	0	.500
S.2.89	Dan McGwire ¹	Jr.	at Air Force**	L, 36-52	7	84	46	30	2	361	2	136.79	3	-5	0	12	10	1	.543
S.8.91	Cree Morris	So.	Long Beach State+	W, 49-13	6	36	25	13	0	214	1	137.10	4	-19	0	2	2	0	.500
O.5.91	David Lowery	So.	at Hawaii*	W, 47-21	6	34	25	14	0	273	0	147.73	7	25	0	13	9	2	.583
S.25.93	Tim Gutierrez	Jr.	Minnesota	W, 48-17	5	41	48	32	0	375	4	159.79	2	-5	0	6	8	0	.429
O.15.94	Billy Blanton	So.	at New Mexico*	W, 20-13	8	42	24	14	0	193	1	139.63	8	-12	0	18	10	0	.643
S.5.97	Kevin McKechnie	Sr.	Navy+	W, 45-31	10	33	20	16	1	371	4	291.82	6	15	1	1	5		.167
O.18.97	Mike Smith	Jr.	UNLV*	W, 20-17	1	1	7	2	0	29	0	63.37	3	-13	1	1	0		1.000
O.25.97	Spencer Brinton	T-Fr.	at Hawaii*	W, 10-3	1	16	30	13	0	173	1	102.77	3	-15	0	2	4		.333
S.24.98	Brian Russell	So.	Arizona	L, 16-35	1	4	32	12	3	167	1	72.90	6	36	0	8	4		.667
S.18.99	Jack Hawley	Jr.	at (17) USC	L, 21-24	2	34	32	16	4	170	1	79.94	11	39	0	4	7		.364
S.16.00	Lon Sheriff	So.	at Arizona	L, 3-17	5	29	29	15	1	124	0	80.74	6	-20	0	7	14		.333
O.13.01	Adam Hall	So.	at UNLV*	L, 3-31	3	18	15	7	0	70	0	85.87	4	-20	0	6	13		.316
S.9.03	Matt Dlugolecki	So.	at (2) Ohio State	L, 13-16	1	19	39	23	2	189	1	97.89	4	-19	0	5	6		.455
O.22.04	Kevin O'Connell	R-Fr.	at New Mexico*	L, 9-19	6	57	32	16	2	165	1	91.12	13	-13	0	12	21		.364
S.16.06	Darren Mougey	So.	at Wisconsin	L, 0-14	7	42	27	15	0	102	0	87.29	11	-12	0	0	3		.000
O.7.06	Kevin Craft	R-Fr.	at Brigham Young*	L, 17-47	2	8	32	20	1	216	0	112.95	5	2	0	2	3		.400
A.30.08	Ryan Lindley	R-Fr.	Cal Poly+	L, 27-29	0	0	45	27	2	352	3	138.82	6	-16	0	23	26		.469
O.11.08	Drew Westling	Jr.	Air Force*	L, 10-35	5	20	35	18	2	128	0	70.72	10	-10	1	0	1		.000
S.1.12	Ryan Katz ⁵	Sr.	at Washington	L, 12-21	18	407	19	10	1	128	1	116.06	16	77	0	5	3		.625
O.27.12	Adam Dingwell	So.	UNLV*	W, 24-13	11	30	26	13	1	231	2	142.32	6	14	0	4	3		.571
S.21.13	Quinn Kaehler	Jr.	Oregon State	L, 30-34	1	36	25	16	2	251	2	158.74	5	-39	0	12	10		.545
O.3.14	Nick Bawden	T-Fr.	at Fresno State*	L, 13-24	2	0	24	9	2	84	1	64.17	8	36	0	1	1		.500
A.30.15	Maxwell Smith ⁶	Sr.	San Diego+	W, 37-3	21	486	21	9	1	100	0	73.33	3	23	0	9	3		.750
D.5.15	Christian Chapman	R-Fr.	Air Force ⁴	W, 27-24	3	24	14	9	0	203	1	189.02	6	32	0	24	11		.686
S.15.18	Ryan Agnew	Jr.	(23) Arizona State	W, 28-21	16	26	24	12	0	129	1	108.90	9	36	0	15	4		.789
N.30.19	Carson Baker	R-Fr.	Brigham Young	W, 13-3	0	0	24	19	0	172	1	153.12	8	7	0	4	2		.667
N.21.20	Lucas Johnson ⁷	Sr.	at Nevada*	L, 21-26	6	37	24	14	0	184	1	136.48	5	29	1	8	2		.800
D.5.20	Jordon Brookshire	Jr.	Colorado State*	W, 29-17	4	19	24	14	0	130	1	117.58	23	38	0	5	2		.714
S.3.22	Braxton Burmeister ⁸	Sr.	Arizona	L, 20-38	29	426	10	5	1	51	1	105.84	10	20	0	2	3		.400
O.8.22	Jalen Mayden ⁹	Sr.	Hawaii*	W, 16-14	4	8	36	24	0	322	1	150.97	8	9	0				

* - indicates conference game. + - indicates season-opening game. ^ - Mountain West championship game.

¹ - McGwire's first career San Diego State start. He started two games as a sophomore at the Univ. of Iowa and had 84 career pass attempts at Iowa. His games played and attempts prior to his first SDSU start include his Iowa numbers.

² - McKay played at the Univ. of Georgia during the 1980 season. His stats are not available from that season and hence are not included in his numbers prior to the first start above.

³ - Penrose played at the Univ. of Colorado prior to attending SDSU. His stats are not available from that season and hence are not included in his numbers prior to the first start above.

⁴ - Freitas played at Stanford Univ. prior to attending SDSU. His stats are not available from that season and hence are not included in his numbers prior to the first start above.

⁵ - Westling played at the Univ. of Tulsa in three games as a redshirt freshman in 2006. Those three games and one pass attempt are included above.

⁶ - Katz played at Oregon State Univ. and started 14 games in 2010-11. Those stats are included in his numbers above.

⁷ - Smith played at the Univ. of Kentucky and started 11 games (three in 2011, four in 2012 and four in 2013). Those stats are included in his numbers above.

⁸ - Johnson's first career San Diego State start. He started two games in 2018 at Georgia Tech.

⁹ - Burmeister played at Oregon (five starts) and Virginia Tech (four starts) for his career. Those stats are included in his numbers above.

⁹ - Mayden played at Mississippi State in 2018, attempting two passes in three games. Those stats are included in his numbers above.

Year-by-Year Records



2023 SAN DIEGO STATE RECORD BOOK

SOUTHERN CALIFORNIA JUNIOR COLLEGE CONFERENCE

Year	Overall				Conference				Finish	Bowl Game	Head Coach
	W	L	T	Pct.	W	L	T	Pct.			
1921	4	6	0	.400	1	3	0	.250	4th		C.E. Peterson
1922	6	4	0	.600	4	0	0	1.000	1st		C.E. Peterson
1923	8	2	0	.800	2	0	0	1.000	1st		C.E. Peterson
1924	7	1	2	.800	3	0	0	1.000	1st		C.E. Peterson
Southern California Junior College Conference Era (4 seasons)											
25 13 2 .650				10 3 0 .769				3 SCJCC Titles			

INDEPENDENT

1925	5	3	1	.688	Independent	C.E. Peterson
------	---	---	---	------	-------------	---------------

SOUTHERN CALIFORNIA INTERCOLLEGIATE ATHLETIC CONFERENCE

Year	Overall				Conference				Finish	Bowl Game	Head Coach
	W	L	T	Pct.	W	L	T	Pct.			
1926	3	4	1	.438	1	3	1	.300	7th		C.E. Peterson
1927	4	3	0	.571	2	3	0	.400	T-5th		C.E. Peterson
1928	3	3	0	.500	2	3	0	.400	5th		C.E. Peterson
1929	3	5	0	.375	1	5	0	.167	6th		C.E. Peterson
1930	5	4	0	.555	3	3	0	.500	3rd		W. Herreid
1931	5	3	2	.600	2	2	1	.500	T-4th		W. Herreid
1932	3	5	1	.388	2	4	1	.357	5th		W. Herreid
1933	4	4	1	.500	4	2	1	.643	4th		W. Herreid
1934	3	5	1	.389	2	1	1	.700	2nd		W. Herreid
1935	3	4	1	.438	2	2	1	.500	T-3rd		Leo Calland
1936	6	1	1	.813	5	0	0	1.000	1st		Leo Calland
1937	7	1	0	.875	4	1	0	.800	1st		Leo Calland
1938	5	2	1	.688	3	2	1	.583	3rd		Leo Calland
Southern California Intercollegiate Athletic Conference Era (13 seasons)											
54 44 9 .547				33 31 7 .514				2 SCIAC Titles			

CALIFORNIA COLLEGIATE ATHLETIC ASSOCIATION

Year	Overall				Conference				Finish	Bowl Game	Head Coach
	W	L	T	Pct.	W	L	T	Pct.			
1939	2	7	0	.222	0	2	0	.000	4th		Leo Calland
1940	5	3	1	.611	1	1	1	.500	T-2nd		Leo Calland
1941	6	4	0	.600	0	3	0	.000	4th		Leo Calland
1942	0	6	1	.071	0	2	0	.000			Jon Eubank
1943	World War II - No Team										
1944	World War II - No Team										
1945	2	5	0	.286	1	1	0	.500			Bob Breitbard
1946	6	4	0	.600	2	3	0	.400	5th		Bill Terry
1947	7	3	1	.750	2	2	1	.500	4th		Bill Schutte
1948	4	7	0	.364	1	4	0	.200	T-5th	Harbor (L)	Bill Schutte
1949	6	3	0	.666	3	1	0	.750	2nd		Bill Schutte
1950	5	3	1	.611	3	0	1	.875	1st		Bill Schutte
1951	10	0	1	.955	4	0	0	1.000	1st	Pineapple (W)	Bill Schutte
1952	4	5	0	.444	2	2	0	.500	3rd		Bill Schutte
1953	5	3	1	.611	3	1	1	.700	2nd		Bill Schutte
1954	5	4	0	.555	2	2	0	.500	2nd		Bill Schutte
1955	2	8	0	.200	1	1	0	.500			Bill Schutte
1956	4	3	2	.555	2	1	0	.667	T-2nd		Paul Governali
1957	2	7	0	.222	0	2	0	.000	5th		Paul Governali
1958	3	5	0	.375	2	3	0	.400	4th		Paul Governali
1959	1	6	1	.188	0	5	0	.000	6th		Paul Governali
1960	1	6	1	.188	0	5	0	.000	6th		Paul Governali
1961	7	2	1	.700	2	2	1	.500	4th		Don Coryell
1962	8	2	0	.800	6	0	0	1.000	1st		Don Coryell
1963	7	2	0	.778	4	1	0	.800	T-1st		Don Coryell
1964	8	2	0	.800	4	1	0	.800	2nd		Don Coryell
1965	8	2	0	.800	3	2	0	.600	3rd		Don Coryell
1966	11	0	0	1.000	5	0	0	1.000	1st	Camellia (W)	Don Coryell
1967	10	1	0	.909	5	0	0	1.000	1st	Camellia (W)	Don Coryell
California Collegiate Athletic Association Era (27 seasons)											
139 103 11 .571				58 47 5 .550				6 CCAA Titles / 4 Bowl Gms.			

INDEPENDENT

1968	9	0	1	.818		Don Coryell
------	---	---	---	------	--	-------------

PACIFIC COAST ATHLETIC ASSOCIATION

Year	Overall				Conference				Finish	Bowl Game	Head Coach
	W	L	T	Pct.	W	L	T	Pct.			
1969	11	0	0	1.000	6	0	0	1.000	1st	Pasadena (W)	Don Coryell
1970	9	2	0	.818	5	1	0	.833	T-1st		Don Coryell
1971	6	5	0	.545	2	3	0	.400	T-4th		Don Coryell
1972	10	1	0	.909	4	0	0	1.000	1st		Don Coryell
1973	9	1	1	.864	3	0	1	.875	1st		Claude Gilbert
1974	8	2	1	.733	4	0	0	1.000	1st		Claude Gilbert
1975	8	3	0	.727	3	2	0	.600	3rd		Claude Gilbert
Pacific Coast Athletic Association Era (7 seasons)											
61 14 2 .805				87 70 4 .553				5 PCAA Titles / 1 Bowl Game			

INDEPENDENT

1976	10	1	0	.909		Claude Gilbert
1977	10	1	0	.909		Claude Gilbert
Independent Era (2 seasons)						
20 2 0 .909						

WESTERN ATHLETIC CONFERENCE

Year	Overall				Conference				Finish	Bowl Game	Head Coach
	W	L	T	Pct.	W	L	T	Pct.			
1978	4	7	0	.364	2	4	0	.333	6th		Claude Gilbert
1979	8	3	0	.727	4	2	0	.666	T-2nd		Claude Gilbert
1980	4	8	0	.333	4	4	0	.500	4th		Claude Gilbert
1981	6	5	0	.545	3	5	0	.375	6th		Doug Scovill
1982	7	5	0	.583	4	3	0	.571	T-3rd		Doug Scovill
1983	2	9	1	.208	1	6	1	.187	8th		Doug Scovill
1984	4	7	1	.375	4	3	1	.562	T-4th		Doug Scovill
1985	5	6	1	.458	3	4	1	.438	6th		Doug Scovill
1986	8	4	0	.750	7	1	0	.875	1st	Holiday (L)	Denny Stolz
1987	5	7	0	.417	4	4	0	.500	5th		Denny Stolz
1988	3	8	0	.273	3	5	0	.375	T-6th		Denny Stolz
1989	6	5	1	.542	4	3	0	.571	T-5th		Al Luginbill
1990	6	5	0	.545	5	2	0	.714	3rd		Al Luginbill
1991	8	4	1	.654	6	1	1	.813	2nd	Freedom (L)	Al Luginbill
1992	5	5	1	.500	5	3	0	.625	4th		Al Luginbill
1993	6	6	0	.500	4	4	0	.500	T-6th		Al Luginbill
1994	4	7	0	.364	2	6	0	.250	8th		Ted Tollner
1995	8	4	0	.667	5	3	0	.625	5th		Ted Tollner
1996	8	3		.727	6	2		.750	Pac/T-2nd		Ted Tollner
1997	5	7		.416	4	4		.500	Pac/T-4th		Ted Tollner
1998	7	5		.583	7	1		.875	Pac/T-1st	Las Vegas (L)	Ted Tollner
Western Athletic Conference Era (21 seasons)											
119 120 6 .498				87 70 4 .553				2 WAC Titles / 3 Bowl Games			

MOUNTAIN WEST

Year	Overall				Conference				Finish	Bowl Game	Head Coach								
	W	L	T	Pct.	W	L	T	Pct.											
1999	5	6		.455	3	4		.429	T-5th		Ted Tollner								
2000	3	8		.272	3	4		.429	T-5th		Ted Tollner								
2001	3	8		.272	2	5		.286	7th		Ted Tollner								
2002	4	9		.307	4	3		.571	T-3rd		Tom Craft								
2003	6	6		.500	3	4		.429	T-4th		Tom Craft								
2004	4	7		.363	2	5		.286	7th		Tom Craft								
2005	5	7		.417	4	4		.500	T-4th		Tom Craft								
2006	3	9		.250	3	5		.375	T-6th		Chuck Long								
2007	4	8		.333	3	5		.375	6th		Chuck Long								
2008	2	10		.167	1	7		.125	T-8th		Chuck Long								
2009	4	8		.333	2	6		.250	7th		Brady Hoke								
2010	9	4		.692	5	3		.625	T-3rd	Poinsettia (W)	Brady Hoke								
2011	8	5		.615	4	3		.571	4th	New Orleans (L)	Rocky Long								
2012	9	4		.692	7	1		.875	T-1st	Poinsettia (L)	Rocky Long								
2013	8	5		.615	6	2		.750	West/2nd	Potato (W)	Rocky Long								
2014	7	6		.538	5	3		.625	West/T-1st	Poinsettia (L)	Rocky Long								
2015	11	3		.786	8	0		1.000	West/1st	Hawai'i (W)	Rocky Long								
2016	11	3		.786	6	2		.750	West/1st	Las Vegas (W)	Rocky Long								
2017	10	3		.769	6	2		.750	West/2nd	Armed Forces (L)	Rocky Long								
2018	7	6		.538	4	4		.500	West/4th	Frisco (L)	Rocky Long								
2019	10	3		.769	5	3		.625	West/T-1st	New Mexico (W)	Rocky Long								
2020	4	4		.500	4	2		.667	4th		Brady Hoke								
2021	12	2		.857	7	1		.875	2nd	Frisco (W)	Brady Hoke								
2022	7	6		.538	5	3		.625	West/T-2nd	Hawai'i (L)	Brad Hoke								
Mountain West Era (21 seasons)																			
156 140				.527				96 78				.552				3 MW Titles / 11 Bowl Games			

♦ - Indicates team won conference title. Pac - Team competed in the Pacific Division of the WAC. West - Team competed in the West Division of the Mountain West.