



AZTEC BASKETBALL

AZTEC EXPERIENCE

06-07 TEAM INFO

AZTEC PROFILES

05-06 REVIEW

RECORDS/HISTORY

THE UNIVERSITY



Sorii Epps, Christina Murguia, Michelle Suman and Falisha and Lakeysha Wright



Nicolette McCarthy



Jodi Nowlin-Tres



Anita Bundage

AZTEC BASKETBALL RECORDS

INSIDE

- Team Records72
- Individual Records73
- Single-Game Bests74
- Single-Season Leaders ..75
- Career Leaders76
- Annual Leaders77
- Year-By-Year Team Stats ..78



AZTEC BASKETBALL

Aztec Team Records

Points

Game High - 132, vs. Utah St., 12/16/83
Game Low - 22, at Utah, 2/20/03
Season High - 2,600 (1988-89)
Season Low - 1,084 (1976-77)

Scoring Average

Season High - 86.6 (2,597 pts. in 30 gm.), 1983-84
Season Low - 53.1 (1,435 pts. in 27 gm.), 2005-06

Field Goals

Game High - 58, Utah St., 12/16/83
Game Low - 8, at Utah, 2/20/03; vs. Utah, 2/5/04
Season High - 1,098 (1983-84)
Season Low - 421 (1976-77)

Field Goals Attempts

Game High - 96, Utah St., 12/16/83
Game Low - 35, vs. LBSU, 1/23/82
Season High - 2,228 (1988-89)
Season Low - 1,321 (1976-77)

Field Goal Percentage

Game High - .681 - 32-47 vs. Illinois St., 11/24/00
High Half - .836 - CS Fullerton, 1/14/82
Game Low - .190, vs. Utah, 2/5/04
Season High - .494, 1098-2221 (1983-84)
Season Low - .319, 421-1321 (1976-77)

3-Point Field Goals

Game High - 17, vs. Utah Valley St. (2/10/05)
Game Low - 0, many times
Season High - 140 (2004-05)
Season Low - 4 (1987-88)

3-Point Field Goal Attempts

Game High - 29 at Colorado St. (1/20/05)
Game Low - 0, many times
Season High - 479 (2004-05)
Season Low - 24 (1987-88)

Three-Point Field Goal Percentage

Game High - 1.000, many times, last vs. UNM, 3/11/94
Game Low - .000, many times
Season High - .404 (64-161) (1993-94)
Season Low - .146 (6-41) (1991-92)

Free Throws

Game High - 31, Duquesne, 12/30/98
Game Low - 0, six times, last at UC Davis, 12/3/05
Season High - 527 (1988-89)
Season Low - 240 (1976-77)

Free Throw Attempts

Game High - 45, Colorado, 1/9/80
Game Low - 0, vs. Utah, 1/25/03
Season High - 796 (1980-81)
Season Low - 395 (1976-77)

Free Throw Percentage - (min. 10 att.)

Game High - 1.000 (20-20), vs. UCLA, 2/2/81
Game Low - .000, vs. CS Fullerton, 1/22/90;
Wyo., 2/14/02, at UC Davis, 12/3/05
Season High - .745 (475-638) (1981-82)

Season Low - .512 (264-516) (1992-93)

Rebounds

Game High - 76, Pepperdine, 12/12/77
Game Low - 14, vs. USC, 2/5/80
Season High - 1,479 (1988-89)
Season Low - 735 (1998-99)

Assists

Game High - 34, vs. UTEP, 1/14/84; vs. UCSB, 1/7/84
Game Low - 1, vs. UC Irvine, 2/15/82
Season High - 637 (1983-84)
Season Low - 188 (1976-77)

Turnovers

Game High - 48, vs. UCLA, 2/23/79
Game Low - 8, vs. Wyoming, 2/2/94; vs. Pepperdine (12/7/96)
Season High - 726 (1985-86)
Season Low - 454 (2004-05)

Personal Fouls

Game High - 34, vs. Cal Poly SLO, 12/18/76
Game Low - 6, vs. Virginia, 12/27/81
Season High - 674 (1985-86)
Season Low - 429 (1999-00)

Opponent Records

Points

Game High - 116, LBSU, 3/8/86
Game Low - 17, San Diego, 12/11/78
Season High - 2,423 (1985-86)
Season Low - 1,467 (1976-77)

Scoring Average

Season High - 78.2 (2,423 pts. in 31 gm.), 1985-86
Season Low - 52.0 (1,559 pts. in 30 gm.), 1996-97

Field Goals

Game High - 47, LBSU, 2/10/86
Game Low - 8, San Diego, 12/11/78
Season High - 973 (1984-85)
Season Low - 421 (1976-77)

Field Goal Attempts

Game High - 91, CS Fullerton, 2/1/78; Pepperdine, 12/12/77
Game Low - 31, San Diego, 12/11/78
Season High - 2,099 (1984-85)
Season Low - 1,321 (1976-77)

Field Goal Percentage

Game High - .680 (34-50), UCLA, 1/25/79
Game Low - .208 (10-48), LMU, 12/17/94
Season High - .490 (905-1848) (1982-83)
Season Low - .352 (560-1591) (1994-95)

3-Point Field Goals Made

Game High - 13, at Wyoming, 2/21/04
Game Low - 0, many times, last vs. Loyola College, 12/28/05
Season High - 141 (2003-04)
Season Low - 49 (1987-88)

3-Point Field Goal Attempts

Game High - 30, Radford, 3/23/89

Game Low - 0, many times

Season High - 404 (2000-01)
Season Low - 148 (1987-88)

3-Point Field Goal Percentage

Game High (min. 7) - .889 (8-9), UOP, 3/4/89
Game Low - .000, many times, last vs. Loyola College, 12/28/05
Season High - .385, 119-309 (2005-06)
Season Low - .269, 76-283 (1996-97)

Free Throws

Game High - 37, at Wichita St., 11/19/05
Game Low - 0, San Diego, 2/10/82
Season High - 467 (1994-95)
Season Low - 219 (1981-82)

Free Throw Attempts

Game High - 50, at Wichita St., 11/19/05
Game Low - 2, San Diego, 1978; USIU, 1981
Season High - 743 (1994-95)
Season Low - 350 (1981-82)

Free Throw Percentage

Game High (min. 10) - 1.000 (18-18), CS Northridge, 12/28/03; (12-12) at UC Davis, 12/3/05
Game Low - .182 (2-11), UNLV, 1/21/88
Season High - .728, 385-529 (2004-05)
Season Low - .601, 252-419 (1979-80)

Rebounds

Game High - 71, CS Fullerton, 1/25/83
Game Low - 14, Arizona, 1/31/81
Season High - 1,291 (1977-78)
Season Low - 894 (1978-79)

Aztec Team Scoring Records

Largest Victory Margin

(81) 98-17 vs. San Diego1978-79
(75) 112-37 vs. Hardin-Simmons1984-85
(70) 111-41 vs. Lewis-Clark State1983-84
(68) 132-64 vs. Utah State1983-84
(62) 97-35 vs. Fresno State1994-95

Largest Losing Margin

(65) 38-103 vs. Cal Poly Pomona1976-77
(64) 45-109 vs. Stanford1989-90
(60) 44-104 vs. UCLA1977-78
(53) 45-98 vs. UCLA1976-77
(51) 42-93 vs. UCLA1976-77

100-Point Games

132 vs. Utah State (64)1983-84
122 vs. UC Santa Barbara (62)1983-84
116 vs. Texas-El Paso (59)1983-84
112 vs. Hardin-Simmons (37)1984-85
111 vs. Lewis-Clark State (41)1983-84
105 vs. Texas-El Paso (72)1982-83
104 vs. Arizona State (82)1984-85
103 vs. Pepperdine (81)1983-84
103 vs. N. Illinois (92)1987-88
101 vs. U. of Pacific (58)1987-88
101 vs. McNeese State (55)1990-91
101 vs. Colorado State (62)1991-92

TEAM RECORDS



Aztec Individual Records

Games Played

Season - 36 by Diena Pels, Monica Rebbe, Heidi Bauer, 1980-81
Career - 128, Marsha Overton, 1980-83

Minutes Played

Game - 50, Michelle Miles at UTEP, 1/19/91
Season - 1,244, Judy Porter, 1980-81
Career - 4,319, Judy Porter, 1980-83

Points

Game - 46, Tina Hutchinson vs. CSF, 1/10/84
Season - 898, Tina Hutchinson, 1983-84
Career - 2,318, Judy Porter, 1980-83

Scoring Average

Season - 29.9, Tina Hutchinson, 1983-84 (898/30 gm.)
Career - 23.3, Chana Perry, 1988-89 (1,445/62 games)

Field Goals


Game - 20, Tina Hutchinson vs. Utah St., 12/16/83; Chana Perry vs. Fresno St., 1/14/89
Season - 383, Tina Hutchinson, 1983-84
Career - 882, Judy Porter, 1980-83

Field Goal Attempts


Game - 38, Tina Hutchinson at LBSU, 3/7/84
Season - 717, Tina Hutchinson, 1983-84
Career - 1,685, Judy Porter, 1980-83

Field Goal Percentage

Game (Min. 10 attempts) - 1.000 (10-10), Heidi Bauer vs. Ariz., 2/26/82
Season (Min. 150 attempts) - .667 (156-234), Michelle Suman, 1991-92
Career (Min. 300 attempts) - .612 (524-858), Michelle Suman, 1992-95



Tina Hutchinson



Crystal Lee

3-Point Field Goals

Game - 8, Falisha Wright at Wyo., 2/25/93; Carmelia Bloodsaw at UTEP, 1/19/91
Season - 77, Jamey Cox, 2002-03
Career - 249, Jamey Cox, 1999-2003

3-Point Field Goal Attempts

Game - 18, Jamey Cox vs. Wyoming, 2/8/03
Season - 237, Jamey Cox, 2002-03
Career - 693, Jamey Cox, 1999-2003

3-Point Field Goal Percentage

Season - .454, (49-108), Falisha Wright, 1991-92
Career - .382, (206-539), Falisha Wright, 1992-95



Michelle Miles

Free Throws

Game - 16, Tina Hutchinson vs. CSF, 1/10/84
Season - 183, Judy Porter, 1981-82
Career - 564, Judy Porter, 1980-83

Free Throw Percentage

Game (Min. 10 attempts) - 1.000 (10-10), Chana Perry vs. N. Ill., 1/2/88
Season - .920 (46-50), Lisa Stevens, 1986-87

Rebounds

Game - 27, Chana Perry vs. Nevada, 11/25/88
Season - 436, Judy Porter, 1980-81
Career - 1,498, Judy Porter, 1980-83

Rebounding Average

Season - 13.1, Chana Perry, 1988-89 (406/31 gm.)
Career - 12.5, Judy Porter, 1980-83 (1,498/120 gm.)

Assists

Game - 16, Crystal Lee at LBSU, 2/1/90
Season - 199, Crystal Lee, 1988-89
Career - 448, Falisha Wright, 1992-95

Steals


Game - 15, Tina Hutchinson vs. Ariz. St., 3/1/84
Season - 185, Tina Hutchinson, 1983-84
Career - 330, Judy Porter, 1980-83

Blocks

Game - 9, Michelle Suman vs. Utah, 3/11/95
Season - 87, Michelle Suman, 1994-95
Career - 251, Michelle Suman, 1992-95

Consecutive Starts

Career - 118, Michelle Suman, 11/23/91 to 3/16/95



Falisha Wright



Single-Game Bests

Points

1. Tina Hutchinson vs. CS Fullerton, 1/10/84 .46
2. Chana Perry vs. Fresno St., 1/14/89 .45
Tina Hutchinson vs. Utah St., 12/16/83 .45
4. Kieishsha Garnes vs. Creighton, 3/8/91 .44
5. Chana Perry vs. N. Illinois, 1/2/98 .41
Tina Hutchinson vs. USC, 1/19/84 .41
7. Christina Murguia vs. USF, 1/7/93 .39
8. Kieishsha Garnes vs. Wyoming, 2/2/90 .38
Penny Toler vs. Arizona St., 2/16/85 .38
Tina Hutchinson vs. Arizona St., 3/1/84 .38

Field Goals

1. Chana Perry vs. Fresno St., 1/14/89 .20
Tina Hutchinson vs. Utah St., 12/16/83 .20
3. Tina Hutchinson vs. Long Beach St., 3/7/84 .19
4. Kieishsha Garnes vs. Creighton, 2/2/92 .17
Kieishsha Garnes vs. Creighton, 3/8/91 .17
Penny Toler vs. Arizona St., 2/16/85 .17
7. Kieishsha Garnes vs. Wyoming, 2/2/91 .16
Shelda Arceneaux vs. Pacific, 1/23/86 .16
9. Christina Murguia vs. San Francisco, 1/7/93 .15
Falisha Wright vs. UCLA, 12/6/92 .15
Kieishsha Garnes vs. Fresno St., 1/21/92 .15
Kieishsha Garnes vs. St. Louis, 12/24/90 .15
Julie Evans vs. Long Beach St., 2/1/90 .15
Chana Perry vs. San Diego, 12/6/88 .15
Shelda Arceneaux vs. UCLA, 1/28/86 .15
Tina Hutchinson vs. Oregon, 3/16/84 .15
Tina Hutchinson vs. Stanford, 2/11/84 .15
Tina Hutchinson vs. CS Fullerton, 1/10/84 .15
Tina Hutchinson vs. Pepperdine, 12/27/83 .15
Tina Hutchinson vs. San Diego, 12/3/83 .15
Tina Hutchinson vs. Lewis-Clark, 12/2/83 .15
Judy Porter vs. UTEP, 12/10/82 .15

Three-Point Field Goals

1. Falisha Wright at Wyoming, 2/25/93 .8
Carmelia Bloodsaw at UTEP, 1/19/91 .8
3. Jamey Cox vs. Murray State, 11/29/02 .7
Jamey Cox vs. Wyoming, 2/3/00 .7
Jamey Cox at CS Fullerton, 12/30/99 .7
6. Jamey Cox at Air Force, 2/1/03 .6
Jamey Cox at Portland State, 1/9/03 .6
Jamey Cox vs. Centenary, 11/18/02 .6
Jamey Cox vs. Navy, 11/25/01 .6
Jurate Zukauskaite, 12/6/95 .6

Free Throws

1. Tina Hutchinson vs. CS Fullerton, 1/10/84 .16
2. Sophia Sledge vs. Duquesne, 12/30/98 .12
Atim Otii vs. Air Force, 2/21/02 .12
4. Atim Otii vs. Boston College, 12/21/98 .11
Olivia DiCamilli vs. Pittsburgh, 12/30/95 .11
Michelle Suman vs. St. John's, 12/11/92 .11
Debbie Hoistad vs. Long Beach St., 1/29/79 .11
Gayle Shuttles vs. UC Irvine, 12/19/78 .11
9. Tanisha Knight vs. San Jose St., 12/6/00 .10
Mary Apiafi vs. Portland, 11/20/99 .10
Shaneyya Harris vs. Air Force, 2/6/97 .10

Falisha Wright vs. Utah, 1/12/95 .10
Rachelle Johnson vs. UTEP, 2/13/94 .10

Rebounds

1. Chana Perry vs. Alabama St., 11/25/88 .27
2. Jessica Haynes vs. San Jose St., 1/16/88 .24
3. Judy Porter vs. Pepperdine, 11/22/80 .23
4. Jessica Haynes vs. Pacific, 1/4/88 .22
Judy Porter vs. UCLA, 2/2/82 .22
6. Judy Porter vs. San Diego, 2/26/81 .21
7. Chana Perry vs. Fresno St., 2/13/88 .20
Jessica Hayes vs. Pacific, 2/26/87 .20
Judy Porter vs. Colorado St., 1/9/81 .20
Judy Porter vs. CS Fullerton, 1/14/81 .20

Assists

1. Crystal Lee vs. Long Beach St., 2/1/90 .16
2. Michelle Miles vs. Creighton, 2/23/91 .15
Crystal Lee vs. San Jose St., 3/1/90 .15
4. Shannon Lee vs. Illinois St., 11/24/00 .14
Michelle Miles vs. Fresno St., 1/21/92 .14
Michelle Miles vs. UTEP, 2/16/91 .14
Michelle Miles vs. Utah, 1/12/91 .14
8. Crystal Lee vs. Long Beach St., 1/6/90 .13
Maria Stack vs. CS Fullerton, 1/10/84 .13
Laura Dion vs. CS Fullerton, 2/15/80 .13

Steals

1. Crystal Lee vs. Long Beach St., 2/1/90 .16
2. Tina Hutchinson vs. Lewis-Clark, 12/2/83 .14
Tina Hutchinson vs. San Diego, 12/6/82 .14
4. Jessica Haynes vs. UCLA, 1/21/88 .10
Jessica Haynes vs. UC Irvine, 1/9/88 .10
Shelda Arceneaux vs. San Diego, 12/21/86 .10
Tina Hutchinson vs. Oregon, 3/16/84 .10
Tina Hutchinson vs. UCLA, 1/28/84 .10
Judy Porter vs. Pacific, 1/27/81 .10
10. Michelle Miles vs. San Diego, 11/23/91 .9
Michelle Miles vs. UTEP, 2/16/91 .9
Jessica Haynes vs. Portland St., 12/12/86 .9
Shelda Arceneaux vs. UNLV, 2/1/86 .9
Tina Hutchinson vs. Pomona, 11/21/84 .9
Theresa McGlade vs. CS Fullerton, 1/14/82 .9
Judy Porter vs. Pepperdine, 11/20/80 .9
Judy Porter vs. Northern Colorado, 12/11/79 .9

Blocks

1. Michelle Suman vs. Utah, 3/11/95 .9
2. Chana Perry vs. Hawai'i, 1/26/89 .8
3. Michelle Suman vs. UTEP, 3/10/95 .7
4. Desiree Johnson vs. Colorado State, 2/4/06 .6
Mary Apiafi vs. Texas A&M-CC, 1/17/00 .6
Mary Apiafi vs. Portland, 11/20/99 .6
Michelle Suman vs. UTEP, 2/9/95 .6
Chana Perry vs. Fairfield, 11/27/88 .6
8. Tanisha Knight vs. San Jose St., 12/6/00 .5
Alyssa Fredrick twice, last vs. Rice, 2/19/98 .5
Michelle Suman vs. BYU, 3/5/92 .5
Brooke Meadows vs. San Diego, 12/6/88 .5
Judy Porter vs. Stanford, 3/8/83 .5
Judy Porter vs. Duke, 1/14/83 .5

SINGLE-GAME BESTS



AZTEC BASKETBALL

Single-Season Leaders

Games Played

Table with 2 columns: Player Name and Games Played. Top entries: 1. Diena Pels (1981) .36, 2. Monica Rebbe (1981) .36, 3. Heidi Bauer (1981) .36.

Points

Table with 2 columns: Player Name and Points. Top entries: 1. Tina Hutchinson (1984) .898, 2. Chana Perry (1989) .727, 3. Chana Perry (1988) .718.

Scoring Average

Table with 2 columns: Player Name and Scoring Average. Top entries: 1. Tina Hutchinson (1984) .29.9, 2. Kieishsha Garnes (1991) .23.6, 3. Chana Perry (1989) .23.5.

Field Goals

Table with 2 columns: Player Name and Field Goals. Top entries: 1. Tina Hutchinson (1984) .383, 2. Julie Evans (1990) .293, 3. Chana Perry (1989) .286.

Field Goals Attempts

Table with 2 columns: Player Name and Field Goals Attempts. Top entries: 1. Tina Hutchinson (1984) .717, 2. Julie Evans (1990) .601, 3. Chana Perry (1989) .549.

Field Goals Percentage

Table with 2 columns: Player Name and Field Goals Percentage. Top entry: 1. Michelle Suman (1992) .667

Table with 2 columns: Player Name and Field Goals Percentage. Top entries: 2. Michelle Suman (1994) .649, 3. Judy Porter (1983) .602, 4. Melanie Usher (1990) .595.

3-Point Field Goals

Table with 2 columns: Player Name and 3-Point Field Goals. Top entries: 1. Jamey Cox (2003) .77, 2. Jamey Cox (2000) .69, 3. Carmelia Bloodsaw (1991) .65.

3-Point Field Goal Attempts

Table with 2 columns: Player Name and 3-Point Field Goal Attempts. Top entries: 1. Jamey Cox (2003) .237, 2. Carmelia Bloodsaw (1991) .212, 3. Jamey Cox (2000) .174.

3-Point Field Goals Pct. (Min. 50 att.)

Table with 2 columns: Player Name and 3-Point Field Goals Pct. Top entries: 1. Falisha Wright (1992) .49-108 (.454), 2. Falisha Wright (1994) .62-148 (.419).

Free Throws

Table with 2 columns: Player Name and Free Throws. Top entries: 1. Judy Porter (1982) .183, 2. Chana Perry (1988) .162, 3. Chana Perry (1989) .155.

Free Throw Attempts

Table with 2 columns: Player Name and Free Throw Attempts. Top entries: 1. Judy Porter (1981) .268, 2. Judy Porter (1982) .248, 3. Chana Perry (1988) .206.

Table with 2 columns: Player Name and Free Throw Attempts. Top entries: 7. Tina Hutchinson (1984) .179, 8. Diena Pels (1981) .176, 9. Jessica Haynes (1988) .168.

Free Throw Pct. (Min. 50 att.)

Table with 2 columns: Player Name and Free Throw Pct. Top entries: 1. Lisa Stevens (1987) .920, 2. Julie Evans (1990) .884, 3. Julie Evans (1989) .844.

Rebounds

Table with 2 columns: Player Name and Rebounds. Top entries: 1. Judy Porter (1981) .436, 2. Judy Porter (1982) .427, 3. Chana Perry (1989) .406.

Assists

Table with 2 columns: Player Name and Assists. Top entries: 1. Crystal Lee (1989) .199, 2. Maria Stack (1984) .191, 3. Michelle Miles (1992) .190.

Steals

Table with 2 columns: Player Name and Steals. Top entries: 1. Tina Hutchinson (1984) .185, 2. Jessica Haynes (1988) .127, 3. Judy Porter (1982) .112.

Blocks

Table with 2 columns: Player Name and Blocks. Top entries: 1. Michelle Suman (1995) .87, 2. Michelle Suman (1994) .68, 3. Chana Perry (1988) .64.

SINGLE-SEASON LEADERS



AZTEC BASKETBALL

AZTEC EXPERIENCE

06-07 TEAM INFO

AZTEC PROFILES

05-06 REVIEW

RECORDS/HISTORY

THE UNIVERSITY

Career Leaders

Games Played

1. Marsha Overton (1980-83)	128
2. Heidi Bauer (1981-83, '85)	127
3. Brooke Meadows (1986-89)	125
4. Judy Porter (1980-83)	120
5. Michelle Suman (1992-95)	118
6. Falisha Wright (1992-95)	115
7. Christina Murguia (1992-95)	113
8. Shelda Arceneaux (1984-87)	112
9. Atim Otii (1998-2002)	110
10. Jamey Cox (2000-03)	109

Points

1. Judy Porter (1980-83)	2,318
2. Falisha Wright (1992-95)	1,733
3. Chana Perry (1988-89)	1,445
4. Jessica Haynes (1986-88)	1,395
5. Michelle Suman (1992-95)	1,341
6. Brooke Meadows (1986-89)	1,310
7. Jamey Cox (2000-03)	1,275
8. Marsha Overton (1980-83)	1,273
9. Tina Hutchinson (1984-85)	1,256
10. Christina Murguia (1992-95)	1,237

Field Goals

1. Judy Porter (1980-83)	882
2. Falisha Wright (1992-95)	634
3. Jessica Haynes (1986-88)	577
4. Chana Perry (1988-89)	564
5. Tina Hutchinson (1984-85)	536
6. Brooke Meadows (1986-89)	536
7. Michelle Suman (1992-95)	524
8. Shelda Arceneaux (1984-87)	524
9. Kieishsha Ganes (1991-92)	520
10. Marsha Overton (1980-83)	507

Field Goal Attempts

1. Judy Porter (1980-83)	1,685
2. Falisha Wright (1992-95)	1,656
3. Jessica Haynes (1985-87)	1,332
4. Marsha Overton (1980-83)	1,198
5. Jamey Cox (2000-03)	1,088
6. Brooke Meadows (1986-89)	1,083
7. Dee Dee Duncan (1983-86)	1,078
8. Christina Murguia (1992-95)	1,057



Christina Murguia

9. Chana Perry (1988-89)	1,053
10. Shelda Arceneaux (1984-87)	1,024

Free Throws

1. Judy Porter (1980-83)	564
2. Chana Perry (1988-89)	317
3. Michelle Suman (1992-95)	293
4. Falisha Wright (1992-95)	259
5. Marsha Overton (1980-83)	259
6. Brooke Meadows (1986-89)	258
7. Jessica Haynes (1986-88)	238
8. Olivia DiCamilli (1994-98)	237
9. Christina Murguia (1992-95)	219
10. Atim Otii (1998-2002)	201

Free Throw Attempts

1. Judy Porter (1980-83)	891
2. Michelle Suman (1992-95)	477
3. Chana Perry (1988-89)	407
4. Brooke Meadows (1986-89)	388
5. Falisha Wright (1992-95)	377
6. Jessica Haynes (1986-88)	372
7. Marsha Overton (1980-83)	363
8. Olivia DiCamilli (1994-98)	355
9. Christina Murguia (1992-95)	340
10. Atim Otii (1998-2002)	329

Three-Point Field Goals


1. Jamey Cox (2000-03)	249
2. Falisha Wright (1992-95)	206
3. Michelle Strawberry (2004-06)	83
4. Michelle Elliott (2004-05)	83
5. Sophia Sledge (1997-2001)	82
6. Courtney Fritz (2004-present)	72
7. Carmelia Bloodsaw (1991)	65
8. Charley Murray (1998-99)	65
9. Ashonda Williams (2002-03)	60
10. Jodi Nowlin-Tres (1994-97)	57

Three-Point Field Goal Attempts

1. Jamey Cox (2000-03)	733
2. Falisha Wright (1992-95)	539
3. Sophia Sledge (1997-2001)	300
4. Michelle Strawberry (2004-06)	288
5. Michelle Elliott (2004-05)	255
6. Carmelia Bloodsaw (1991)	211
7. Courtney Fritz (2004-present)	202
8. Ashonda Williams (2002-03)	179
9. Jodi Nowlin-Tres (1994-97)	166
10. Charley Murray (1998-99)	164

Three-Point Field Goal Pct. (Min. 100 att.)

1. Charley Murray (1998-99)	65-164 (.396)
2. Falisha Wright (1992-95)	206-539 (.382)
3. Courtney Fritz (2004-present)	62-202 (.306)
4. Jodi Nowlin-Tres (1994-97)	57-166 (.343)
5. Jamey Cox (2000-03)	249-733 (.340)
6. Ashonda Williams (2002-03)	60-179 (.335)
7. Michelle Elliott (2004-05)	83-255 (.325)
8. Jessica Huettl (2004-05)	40-124 (.323)
9. Missy Schomaker (2001-02)	35-113 (.310)
10. Carmelia Bloodsaw (1991)	65-211 (.308)



Courtney Fritz

Rebounds

1. Judy Porter (1980-83)	1,498
2. Shelda Arceneaux (1984-87)	999
3. Jessica Haynes (1986-88)	932
4. Chana Perry (1988-89)	797
5. Michelle Suman (1992-95)	759
6. Brooke Meadows (1986-89)	693
7. Christina Murguia (1992-95)	692
8. Heidi Bauer (1981-85)	573
9. Jodi Nowlin-Tres (1994-97)	572
10. Anita Bundage (1998-2001)	566

Assists

1. Falisha Wright (1992-95)	448
2. Crystal Lee (1989-90)	413
3. Michelle Miles (1991-92)	367
4. Lakeysa Wright (1992-95)	358
5. Marsha Overton (1980-83)	356
6. Jamey Cox (2000-03)	341
7. Shannon Lee (1998-2001)	302
8. Shelda Arceneaux (1984-87)	299
9. Sandy Wright (1995-97)	292
10. Laura Dion (1978-80)	278

Steals

1. Judy Porter (1980-83)	330
2. Falisha Wright (1992-95)	324
3. Jessica Haynes (1986-88)	295
4. Marsha Overton (1980-83)	293
5. Tina Hutchinson (1984-85)	270
6. Shelda Arceneaux (1984-87)	253
7. Jodi Nowlin-Tres (1993-97)	234
8. Christina Murguia (1992-95)	191
9. Crystal Lee (1989-90)	180
10. Veronica Shaw (2003-06)	172

Blocks

1. Michelle Suman (1991-95)	251
2. Judy Porter (1980-83)	137
3. Chana Perry (1988-89)	127
4. Jessica Haynes (1986-88)	114
5. Nicolette McCartney (2001-04)	108
6. Brooke Meadows (1986-89)	95
7. Toni Wallace (1984-85)	76
8. Atim Otii (1998-2002)	71
9. Mary Apiafi (1999-2000)	67
10. Atiya Williams (1993-96)	66

CAREER LEADERS



AZTEC BASKETBALL

Annual Leaders

Points

Year	Team Leader	Gm.	FGM	FTM	Pts.	PPG
1976-77	Jennie Hinkle	17	67	51	185	10.9
1977-78	Mary Jackson	27	190	69	449	16.6
1978-79	Mary Jackson	29	100	51	251	8.6
1979-80	Judy Porter	29	199	105	503	17.3
1980-81	Judy Porter	35	255	145	645	18.4
1981-82	Judy Porter	33	234	183	651	19.7
1982-83	Judy Porter	23	194	131	519	22.6
1983-84	Tina Hutchinson	30	383	132	898	29.9
1984-85	Penny Toler	30	180	63	423	14.1
1985-86	Jessica Haynes	27	188	57	433	16.0
1986-87	Jessica Haynes	29	176	65	417	14.4
1987-88	Chana Perry	31	278	162	391	23.2
1988-89	Chana Perry	31	286	155	727	23.5
1989-90	Julie Evans	30	293	84	670	22.3
1990-91	Kieishsha Garnes	28	271	119	661	23.6
1991-92	Kieishsha Garnes	28	249	76	574	20.5
1992-93	Falisha Wright	26	164	77	456	17.5
1993-94	Falisha Wright	31	147	52	408	13.2
1994-95	Falisha Wright	29	144	80	412	14.2
1995-96	Jodi Nowlin-Tres	28	180	40	425	15.2
1996-97	Jodi Nowlin-Tres	28	199	36	457	16.3
1997-98	Alyssa Fredrick	24	109	54	272	11.3
1998-99	Sophia Sledge	26	98	46	278	10.7
1999-00	Jamey Cox	27	121	59	370	13.7
2000-01	Jamey Cox	27	90	58	288	10.7
2001-02	Claire Swinbank	28	137	47	338	12.1
2002-03	Jamey Cox	27	109	49	344	12.7
2003-04	Michelle Elliott	27	125	46	334	12.4
2004-05	Michelle Strawberry	28	96	64	289	10.3
2005-06	Michelle Strawberry	27	132	60	365	13.5

Rebounds

Year	Team Leader	Gm.	Rebs.	RPG
1976-77	Laurie Montag	20	144	7.2
1977-78	Mary Jackson	27	232	8.6
1978-79	Debbie Hoistad	28	160	5.7
1979-80	Judy Porter	29	355	12.2
1980-81	Judy Porter	35	436	12.5
1981-82	Judy Porter	33	427	12.9
1982-83	Judy Porter	23	280	12.2
1983-84	Tina Hutchinson	30	299	10.0
1984-85	Shelda Arceneaux	30	280	9.3
1985-86	Shelda Arceneaux	28	282	10.1
1986-87	Jessica Haynes	29	320	10.4
1987-88	Chana Perry	31	391	12.6
1988-89	Chana Perry	31	406	13.1
1989-90	Melanie Usher	30	153	5.1
1990-91	Kieishsha Garnes	28	295	10.5
1991-92	Michelle Suman	29	252	8.7
1992-93	Christina Murguia	28	201	7.2
1993-94	Rachelle Johnson	31	252	8.1
1994-95	Christina Murguia	27	213	7.9
1995-96	Jodi Nowlin-Tres	28	222	7.9
1996-97	Olivia DiCamilli	30	202	6.7
1997-98	Courtney Bale	23	165	7.2
1998-99	Anita Bundage	26	169	6.5
1999-00	Mary Apiafi	28	255	9.1
2000-01	Anita Bundage	27	140	5.2
2001-02	Atim Otii	28	162	5.8
2002-03	Ashlee Dunlap	27	238	8.8
2003-04	Ashlee Dunlap	28	214	7.6
2004-05	Ashley Cheesman	28	145	5.2
2005-06	Desiree Johnson	27	152	5.6

Assists

Year	Team Leader	Gm.	Asst.	APG
1976-77	Tari Rhea	20	31	1.6
1977-78	Laura Dion	27	115	4.3
1978-79	Laura Dion	29	54	1.9
1979-80	Laura Dion	32	109	3.4
1980-81	Marsha Overton	35	120	3.4
1981-82	Theresa McGlade	33	90	2.7
1982-83	Marci Blackman	28	107	3.8
1983-84	Maria Stack	30	191	6.4
1984-85	Penny Toler	30	151	5.0
1985-86	Lisa Stevens	30	100	3.3

Assists (Cont.)

1986-87	Jessica Haynes	29	92	3.2
1987-88	Demetrice Davis	27	89	3.3
1988-89	Crystal Lee	34	169	5.0
1989-90	Crystal Lee	30	199	6.6
1990-91	Michelle Miles	21	177	8.4
1991-92	Michelle Miles	27	190	7.0
1992-93	Lakeysha Wright	28	86	3.1
1993-94	Falisha Wright	31	149	4.8
1994-95	Lakeysha Wright	30	165	5.5
1995-96	Sandy Wright	27	130	4.8
1996-97	Sandy Wright	28	162	5.8
1997-98	Charlie Murray	25	87	3.5
1998-99	Shannon Lee	25	70	2.8
1999-00	Shannon Lee	28	166	5.9
2000-01	Jamey Cox	27	106	3.9
2001-02	Jamey Cox	28	111	4.0
2002-03	Amber Fouse	23	57	2.5
2003-04	Michelle Elliott	27	51	1.9
2004-05	Kate Eveland	28	59	2.1
2005-06	Veronica Shaw	27	61	2.3

Steals

Year	Team Leader	Gm.	Stls.	SPG
1980-81	Judy Porter	35	80	2.3
1981-82	Judy Porter	33	112	3.4
1982-83	Judy Porter	23	80	3.5
1983-84	Tina Hutchinson	30	185	6.2
1984-85	Tina Hutchinson	21	85	4.0
1985-86	Shelda Arceneaux	28	84	3.0
1986-87	Jessica Haynes	29	94	3.2
1987-88	Jessica Haynes	30	127	4.2
1988-89	Chana Perry	31	74	2.4
1989-90	Crystal Lee	30	82	2.7
1990-91	Carmelia Bloodsaw	28	47	1.7
1991-92	Falisha Wright	29	71	2.4
1992-93	Falisha Wright	26	69	2.7
1993-94	Falisha Wright	31	103	3.3
1994-95	Falisha Wright	29	81	2.8
1995-96	Jodi Nowlin-Tres	28	94	3.4
1996-97	Jodi Nowlin-Tres	28	96	3.4
1997-98	Shaneya Harris	25	39	1.6
1998-99	Shannon Lee	25	58	2.3
1999-00	Mary Apiafi	28	64	2.3
2000-01	Jamey Cox	27	39	1.4
2001-02	Claire Swinbank	28	64	2.3
2002-03	Ashlee Dunlap	27	50	1.9
2003-04	Veronica Shaw	25	38	1.5
2004-05	Ashlee Dunlap	28	38	1.4
2005-06	Lindsey Casey	28	53	1.9
2005-06	Veronica Shaw	27	43	1.6

Blocks

Year	Team Leader	Gm.	Blks.	BPG
1980-81	Judy Porter	35	38	1.1
1981-82	Judy Porter	33	31	0.9
1982-83	Judy Porter	23	39	1.7
1983-84	Toni Wallace	26	38	1.5
1984-85	Toni Wallace	29	38	1.3
1985-86	Jessica Haynes	29	35	1.2
1986-87	Jessica Haynes	29	35	1.2
1987-88	Chana Perry	31	64	2.1
1988-89	Chana Perry	31	63	2.0
1989-90	Melanie Usher	28	21	0.8
1990-91	Kieishsha Garnes	28	25	0.9
1991-92	Michelle Suman	29	42	1.4
1992-93	Michelle Suman	28	54	1.9
1993-94	Michelle Suman	31	68	2.2
1994-95	Michelle Suman	30	87	2.9
1995-96	Jodi Nowlin-Tres	28	17	0.6
1996-97	Courtney Bale	30	16	0.5
1997-98	Alyssa Fredrick	24	43	1.8
1998-99	Mary Apiafi	26	23	0.9
1999-00	Mary Apiafi	28	44	1.6
2000-01	Tanisha Knight	25	28	1.1
2001-02	Atim Otii	28	20	0.7
2002-03	Nicolette McCartney	27	45	1.7
2003-04	Nicolette McCartney	28	32	1.1
2004-05	Lindsey Casey	28	28	1.0
2005-06	Desiree Johnson	27	38	1.4

ANNUAL LEADERS



AZTEC BASKETBALL

Aztec Year-By-Year Team Overall Statistics

Year	GP	Min	FG-A	Pct	3FG-A	Pct	FT-A	Pct	REBOUNDS										Pts	Avg	
									Off	Def.	Tot.	Avg	PF	FO	A	TO	Blk	Stl			
1977-78	28	N/A	795-1899	.419	N/A	N/A	317-530	.598	N/A	N/A	1336	47.7	552	19	434	-	-	-	-	1907	68.1
1978-79	29	-	653-1598	.408	N/A	N/A	331-497	.665	N/A	N/A	930	32.0	561	-	290	526	-	-	-	1635	56.3
1979-80	32	6500	832-1899	.438	N/A	N/A	431-680	.634	N/A	N/A	1229	38.4	531	-	469	638	-	-	-	2095	65.5
1980-81	36	7190	919-2009	.457	N/A	N/A	486-796	.611	N/A	N/A	1351	37.5	553	16	559	636	72	346	2324	64.6	
1981-82	33	6202	847-1855	.457	N/A	N/A	475-638	.745	N/A	N/A	1119	33.9	472	10	458	568	58	381	2169	65.7	
1982-83	28	5625	837-1831	.457	N/A	N/A	373-516	.723	N/A	N/A	981	35.0	527	9	471	515	82	341	2047	73.1	
1983-84	30	6025	1098-2221	.494	N/A	N/A	401-607	.661	N/A	N/A	1301	43.4	633	21	637	554	139	555	2597	86.6	
1984-85	30	5925	973-2099	.464	N/A	N/A	428-633	.676	N/A	N/A	1306	43.5	623	16	581	570	109	349	2374	79.1	
1985-86	31	6200	897-2010	.446	N/A	N/A	389-607	.641	N/A	N/A	1303	42.0	674	18	472	726	102	290	2183	70.4	
1986-87	29	5825	783-1839	.426	0-0	.000	376-542	.694	-	-	1222	42.1	519	8	393	590	104	288	1942	67.0	
1987-88	31	6200	918-2024	.552	4-24	.167	525-773	.679	-	-	1427	46.0	516	9	439	621	162	356	2365	76.3	
1988-89	34	6850	1032-2228	.463	9-45	.200	527-710	.742	510	830	1479	43.5	612	15	608	624	145	303	2600	76.5	
1989-90	30	6000	746-1749	.427	6-41	.146	337-505	.667	312	556	1035	34.5	578	16	438	641	49	287	1835	61.2	
1990-91	28	5725	795-1870	.425	88-310	.284	364-586	.621	418	655	1191	42.5	488	11	432	515	71	306	2042	72.9	
1991-92	29	5782	873-1802	.485	65-161	.404	362-562	.644	425	694	1209	41.7	522	14	507	590	88	320	2173	74.9	
1992-93	28	5583	706-1701	.415	56-177	.316	313-516	.607	381	614	995	35.5	564	22	361	489	110	323	1781	63.6	
1993-94	31	6171	872-1662	.525	81-228	.355	417-651	.641	452	655	1107	35.7	531	6	512	525	117	404	2243	72.4	
1994-95	30	5998	797-1807	.441	84-289	.291	404-677	.597	413	688	1240	41.3	646	21	490	559	159	385	2082	69.4	
1995-96	28	5600	737-1618	.456	99-327	.303	324-533	.608	376	545	1041	37.2	570	23	430	591	50	378	1897	67.8	
1996-97	30	5939	771-1754	.440	75-266	.282	409-666	.614	417	606	1134	37.8	555	12	490	578	80	410	2026	67.5	
1997-98	25	5023	584-1365	.428	76-243	.313	350-535	.654	284	512	895	35.8	439	6	327	528	92	203	1594	63.8	
1998-99	26	5200	569-1440	.395	120-389	.308	352-541	.651	302	433	867	33.3	507	7	342	598	60	297	1610	61.9	
1999-00	28	5600	567-1404	.404	103-304	.339	364-562	.648	351	625	976	34.9	429	8	357	631	93	238	1601	57.2	
2000-01	28	5600	613-1461	.420	101-301	.336	350-558	.627	333	600	933	33.3	510	15	406	547	88	246	1677	59.9	
2001-02	28	5600	619-1600	.387	124-373	.332	286-438	.653	361	618	979	35.0	522	19	380	527	85	276	1648	58.9	
2002-03	27	5475	553-1458	.379	121-388	.312	271-441	.615	302	583	885	32.8	500	19	312	510	99	235	1498	55.5	
2003-04	28	5600	542-1426	.380	130-418	.311	289-456	.634	267	632	899	32.1	513	19	295	470	82	205	1503	53.7	
2004-05	28	5600	578-1559	.371	140-479	.292	313-453	.691	265	543	808	28.9	510	13	320	454	65	281	1609	57.5	
2005-06	27	5425	525-1497	.351	100-395	.253	285-452	.631	348	544	892	33.0	544	19	311	512	95	224	1435	53.1	

Aztec Year-By-Year Team Conference Statistics

Year	GP	Min	FG-A	Pct	3FG-A	Pct	FT-A	Pct	REBOUNDS										Pts	Avg	
									Off	Def.	Tot.	Avg	PF	FO	A	TO	Blk	Stl			
1977-78	8	N/A	195-525	.371	N/A	N/A	104-157	.662	N/A	N/A	339	42.4	160	5	95	-	-	-	-	494	61.8
1978-79	8	-	147-416	.353	N/A	N/A	85-120	.708	N/A	N/A	254	31.7	153	-	66	173	-	-	-	377	47.1
1979-80	12	-	-	.440	N/A	N/A	-	.634	N/A	N/A	-	-	-	-	-	-	-	-	-	-	64.4
1980-81	12	2403	299-676	.442	N/A	N/A	152-254	.598	N/A	N/A	414	34.5	161	3	182	199	19	105	750	62.5	
1981-82	12	2398	285-626	.455	N/A	N/A	198-269	.736	N/A	N/A	369	30.8	184	5	161	223	23	111	768	64.0	
1982-83	14	2800	396-897	.441	N/A	N/A	161-251	.641	N/A	N/A	454	32.4	281	6	205	263	40	176	953	68.1	
1983-84	-	-	-	-	N/A	N/A	-	-	N/A	N/A	-	-	-	-	-	-	-	-	-	-	-
1984-85	14	-	-	.464	N/A	N/A	-	.676	N/A	N/A	-	-	-	-	272	-	-	-	-	1108	79.1
1985-86	14	2753	422-942	.448	N/A	N/A	176-264	.667	N/A	N/A	512	36.6	313	10	203	311	42	147	1020	72.9	
1986-87	18	3625	484-1113	.435	0-0	.000	252-360	.700	-	-	749	41.6	319	3	249	382	67	178	1220	67.8	
1987-88	20	4000	576-1305	.441	3-18	.167	330-481	.686	-	-	884	44.2	331	6	275	375	109	237	1485	74.3	
1988-89	18	3600	518-1130	.458	4-22	.182	265-375	.707	248	422	743	41.3	324	7	312	346	77	167	1305	72.5	
1989-90	18	3600	461-1023	.451	3-26	.115	192-294	.653	175	345	585	32.5	343	8	280	376	20	187	1117	62.1	
1990-91	12	2525	337-797	.423	48-155	.310	166-260	.639	181	284	506	42.2	193	6	195	216	23	124	888	74.0	
1991-92	14	2800	436-852	.512	45-100	.450	179-279	.642	199	333	574	41.0	259	7	263	271	52	128	1096	78.3	
1992-93	14	2790	259-857	.419	28-89	.315	142-248	.573	187	301	542	38.7	275	11	179	214	49	159	888	63.4	
1993-94	14	2759	405-869	.466	36-112	.321	198-303	.653	194	307	501	35.8	243	2	230	192	95	240	1044	74.6	
1994-95	14	2794	407-849	.479	35-106	.330	195-313	.623	186	302	534	38.1	275	2	254	211	67	197	1044	74.6	
1995-96	14	2800	364-823	.442	48-163	.294	155-269	.576	208	252	519	37.1	294	17	207	265	25	169	931	66.5	
1996-97	16	3196	440-939	.469	41-136	.301	221-347	.637	217	328	607	37.9	282	5	272	298	35	230	1142	71.4	
1997-98	14	2798	310-762	.407	48-162	.296	195-268	.728	154	261	469	33.5	244	5	171	294	52	114	863	61.6	
1998-99	14	2815	319-777	.411	62-208	.298	162-252	.643	150	218	446	31.9	248	2	199	305	32	186	862	61.6	
1999-00	14	2800	296-730	.405	64-185	.346	139-238	.584	174	300	474	33.9	215	7	192	300	37	119	795	56.8	
2000-01	14	2800	286-714	.401	49-153	.320	162-266	.609	170	269	439	31.4	235	5	187	276	37	109	783	55.9	
2001-02	14	2800	282-822	.343	60-195	.308	127-202	.629	197	286	483	34.5	278	10	156	241	35	134	751	53.6	
2002-03	14	2800	260-716	.363	60-207	.290	131-207	.633	136	288	424	30.3	247	8	145	257	40	102	711	50.8	
2003-04	14	2800	264-705	.374	62-210	.295	108-185	.584	120	301	421	30.1	249	8	141	223	39	98	698	49.9	
2004-05	14	2800	278-729	.381	67-229	.293	163-238	.685	103	268	371	26.5	274	10	149	237	26	131	786	56.1	
2005-06	16	3225	286-856	.334	72-364	.273	152-238	.639	186	303	489	30.6	314	10	178	298	56	119	796	49.8	

Bold indicates SDSU season records.

YEAR-BY-YEAR TEAM STATISTICS