

# AZTEC BASKETBALL

SAN DIEGO STATE MEDIA RELATIONS | 5302 55th STREET, SAN DIEGO, CA 92182 | PHONE: (619) 594-5547 | FAX: (619) 582-6541

GAME NO. **13**



## UC Riverside (6-5; 0-0 Big West) at San Diego State (9-3; 0-0 Mountain West)

Date	Tuesday, Dec. 29, 2009
Tipoff	7:05 p.m. PT
Location	San Diego, Calif.
Arena	Viejas Arena at Aztec Bowl (12,414)
Television	none
Radio	AM 600 KOGO; Ted Leitner
Live Stats	GoAztecs.com
Series	San Diego State leads, 7-0
Note	3rd meeting in last 4 years; last meeting in '07-08

	San Diego State	UC Riverside
Record	9-3	6-5
Conf. Rec.	0-0	0-0
RPI	45	193
Sagarin	58	179
Last 5/10	4-1/8-2	2-3/6-4
Coach	Steve Fisher	Jim Wooldridge
Career	366-225 (19th full)	344-275 (22nd season)
at School	182-143 (11th season)	32-38 (3rd season)

## Schedule

Overall: 9-3	MWC: 0-0	
Home: 5-0	Away: 4-3	
N.14	UC San Diego	W, 77-52
N.16	at Saint Mary's	L, 58-80
N.19	Santa Clara	W, 86-53
N.23	at Fresno State	W, 62-58
N.25	at Pacific	L, 63-71
N.28	Northern Arizona	W, 89-48
D.2	at San Diego	ot-W, 69-62
D.5	at UCSB	W, 69-61
D.9	CS Fullerton	W, 82-68
D.12	Arizona	W, 63-46
D.19	at Arizona St.	L, 52-55
D.22	at Drake	ot-W, 76-73
<b>D.29</b>	<b>UC Riverside</b>	<b>7 p.m.</b>
D.31	Pomona-Pitzer	1 p.m.
J.5	New Mexico	7:30 p.m.
J.9	at Wyoming	3 p.m.
J.13	at UNLV	7 p.m.
J.16	TCU	7 p.m.
J.19	at Utah	7 p.m.
J.23	BYU	7 p.m.
J.30	at Colorado St.	3 p.m.
F.2	Air Force	7 p.m.
F.6	at New Mexico	3 p.m.
F.10	Wyoming	7 p.m.
F.13	UNLV	1 p.m.
F.16	at TCU	5 p.m.
F.20	Utah	6 p.m.
F.24	at BYU	6 p.m.
M.3	Colorado St.	7:30 p.m.
M.6	at Air Force	6 p.m.
M.10-	at MWC Championships	
13	Las Vegas, Nev.	

All times are Pacific

## San Diego State Opens Three-Game Homestand on Tuesday Night When the Aztecs Play Host to UC Riverside

San Diego State (9-3), winners of 10 consecutive home games (tied for the sixth-longest streak in school history) and 13 consecutive non-conference home games (tied for the third-longest streak in school history) closes out the 2009 calendar year with a pair of home games, beginning on Tuesday night home game against UC Riverside (6-5).

Game time is set for 7 p.m. PT and there is no live television coverage. The game can be heard in Southern California on AM 600 KOGO with Ted Leitner providing the play-by-play. Live stats will also be available on GoAztecs.com.

Last time out, the Aztecs won their national-leading ninth consecutive overtime game and won for the sixth time in their last seven outings with a 76-73 victory at Drake last Tuesday night. The contest was a part of the inaugural Mountain West-Missouri Valley Challenge.

San Diego State trailed by eight points with six minutes left, but the Aztecs went on a 15-7 run to end regulation and force overtime. Junior guard D.J. Gay scored eight points during that run and ended the contest with a game-high 18 points, on the strength of 4-of-5 three-point shooting. Gay added a game-high tying three assists and a critical blocked shot with two seconds left in overtime and the Aztecs nursing a two-point lead.

Senior guard Kelvin Davis came off the bench to score a season-high 16 points, connecting on 5-of-8 three-pointers in the contest. Junior forward Billy White added 16 points (including three points in overtime) and nine rebounds. Freshman forward Kawhi Leonard posted his third double-double in his last four games and his fourth overall with 14 points and a game-high 11 rebounds.

San Diego State recorded season-highs with nine three-point field goals and 17 free throws.

The victory was the fourth road win this season for the Aztecs, marking the second-earliest date that has occurred in the 40 years that SDSU has played Division I basketball.

UC Riverside is 6-5 on the season and owns wins over San Diego (58-55) and San Jose State (70-66). The Highlanders last played Dec. 21 and this game will end a stretch of three consecutive road games.

This is the eighth all-time meeting between the teams, with the Aztecs owning a 7-0 series lead. Tuesday will mark the third time the teams have played in the last four years, with the Aztecs claiming a 59-46 win on Dec. 4, 2007, and a 79-45 decision on Nov. 21, 2006.

This game marks the first of three straight home games for San Diego State. The Aztecs, who have won 10 consecutive home games, will face Pomona-Pitzer (4-4) on Dec. 31, before facing 12th-ranked New Mexico (12-1) on Jan. 5. Tickets for all San Diego State home games are available at GoAztecs.com.

## Aztecs At-A-Glance

No.	Name (Career G/GS)	Pos.	Ht.	Wt.	Cl.	PPG	RPG	Misc.	Note	► - Probable Starters
0	Alec Williams (6/0)	F	6-6	268	Fr.	1.2	1.2	0.3 apg	Had 6 points and 7 rebounds in 21 mins. off the bench vs. UCSD	
3	► Tyrone Shelley (43/26)	G	6-6	225	So.	9.6	4.3	1.9 spg	5th-highest scoring avg. on team; 16 steals in last seven games	
4	► Malcolm Thomas (44/39)	F	6-9	215	Jr.	10.1	7.2	51.1 FG	Blocked shot in 7 of last 8 games, including season-high 3 vs. Arizona	
5	Brian Carlwell (41/3)	C	6-11	297	Jr.	4.0	2.8	62.5 FG	1st double-digit scoring gm. vs. CSUF (10 pts.); Made 8 of last 10 FGA	
10	Bryan Horton (23/0)	G	6-1	205	So.	0.8	0.5	0.3 apg	Career highs in points (4), rebounds (1) and minutes (12) vs. UCSD	
15	► Kawhi Leonard (12/11)	F	6-7	225	Fr.	9.9	9.7	1.9 apg	3 double-doubles last 4 games; 52 rebounds in last 4 games	
20	Jason Deutchman (11/0)	G	6-6	220	Jr.	1.7	0.7	50.0 FG	Career-high 4 points vs. UC San Diego	
22	Chase Tapley (12/2)	G	6-2	205	Fr.	6.7	2.0	1.8 apg	5 double-digit scoring gms.; CH 17 pts., 7-10 FGs at Arizona St.	
23	► D.J. Gay (81/61)	G	6-0	167	Jr.	10.8	2.3	3.3 apg	Game-high 18 pts. at Drake; 106 career treys are t-9th in SDSU history	
24	Tim Shelton (42/16)	F	6-7	248	So.	2.0	1.5	1.3 apg	Season debut vs. CSUF, played 5 mins.; Has had 3 knee surgeries	
32	► Billy White (77/68)	F	6-8	235	Jr.	12.5	6.1	64.4 FG	Made 28 of his last 41 FGA; 7 10+ scoring gms. this season	
40	Kelvin Davis (52/9)	G	6-3	220	Sr.	7.2	1.3	38.1 3FG	Season-high 16 pts. off bench at Drake, including career-high 5 3FGM	
42	Mehdi Cheriet (35/2)	F	6-9	218	Sr.	--	--	--	Will likely redshirt the 2009-10 season	

**Head Coach:** Steve Fisher (Illinois State, 1967) • 366-225 (19th full season overall) • 182-143 (11th season at SDSU)

**Assistant Head Coach:** Brian Dutcher (Minnesota, 1982) **Assistant Coaches:** Justin Hutson (CS Bakersfield, 1994), Mark Fisher (Michigan, 2001)

**Director of Operations:** Matt Soria (San Diego State, 2002) **Director of Player Development:** David Velasquez (San Diego State, 2007)

**Athletic Trainer:** Mark Haines (Metropolitan State College, 1987)

**San Diego State Player Notes**

**vs. UC Riverside**  
**December 29, 2009**

# San Diego State

2009-10 Record: 9-3; 0-0 MWC  
2009 NIT Semifinal Participants

- The Aztecs have won at least 20 games in four straight seasons and in six of the last eight campaigns under Fisher.
- San Diego State has advanced to postseason play each of the last four seasons (2006 NCAA, 2007 NIT, 2008 NIT, 2009 NIT).

- Trends**
- San Diego State has won 33 of the last 35 dating back to the 2006-07 season when scoring at least 70 points.
  - SDSU is 43-12 in its last 55 games when it out-rebounds its opponent.

		PPG	RPG	APG	FG	3FG	FT	
<b>0</b>	<b>Alec Williams</b> Forward, 6-6, 268, Fr.-HS San Juan Capistrano, Calif. (JSerra High)	09-10 1.2 MWC --	1.2 --	0.3 --	33.3 --	00.0 --	50.0 --	Played in 6 of the first 12 games (DNP - Fresno St., Arizona, ASU, Drake; INJ. - USD, UCSB) and 3 of last 7 games... In season opener vs. UCSD, came off the bench and contributed 6 pts., 7 rebs... Played 4 min. at Saint Mary's... Logged 7 min. vs. Northern Arizona... Is a good face-to-the basket player.
<b>3</b>	<b>Tyrone Shelley</b> Guard, 6-6, 225, So.-TR San Diego, Calif. (Pepperdine)	09-10 9.6 MWC --	4.3 --	1.3 --	44.7 --	29.7 --	55.9 --	Had 10+ in a career-high six straight games (broken vs. CSUF)... 5th in scoring average (9.6)... Scored a season-high 17 points three times (at FS, NAU, at UCSB)... 17 pts. (4-3 3FG), 6 reb. at Fresno St... Has a three-point field goal in 32 of 43 career games... Has gone three straight games without a trey for 1st time in career... Earned freshman All-America honors in 2008 while at Pepperdine.
<b>4</b>	<b>Malcolm Thomas</b> Forward, 6-9, 215, Jr.-JC San Diego, Calif. (San Diego City College)	09-10 10.1 MWC --	7.2 --	1.4 --	51.1 --	00.0 --	52.7 --	Shot over 50 percent 6 times this year... Game-highs of 20 pts., 9 reb., 2 blk. vs. UCSD... Season-high 21 points (10-11 FG) and 10 rebounds vs. NAU; 1st double-double as Aztec, 6th of career... Four double-digit scoring games and three games w/10 rebounds this season... Has two, 3-block games this season... Pepperdine and San Diego City College transfer.
<b>5</b>	<b>Brian Carlwell</b> Center, 6-11, 297, Jr.-TR Maywood, Ill. (Illinois)	09-10 4.0 MWC --	2.8 --	0.1 --	62.5 --	00.0 --	53.3 --	Eligible this season after sitting out 08-09 following his transfer from Illinois... 21 points in his last five games (4.2 ppg)... Of his 33 rebs, 15 have come on the off. glass... Made 8 of last 10 FGA... Career-high 10 pts. vs. Fullerton... Had 9 pts., 5 reb., 2 stl. vs. UCSD... Matched his career high with six reb. vs. Santa Clara, while adding six pts.
<b>10</b>	<b>Bryan Horton</b> Guard, 6-1, 205 So.-1L Anaheim, Calif. (Canyon High)	09-10 0.8 MWC --	0.5 --	0.3 --	33.3 --	00.0 --	20.0 --	Is in his third year in the program... Is much improved from a year ago... Improved his shooting and ball-handling... Is a good on-ball defender... Played in 6 of 10 games... Scored a career-high 4 pts. in 12 min. vs. UCSD... Tied his career high with 1 reb. and 1 ast. vs. Santa Clara... 1 reb. in 10 min. vs. NAU.
<b>15</b>	<b>Kawhi Leonard</b> Forward, 6-7, 225, Fr.-HS Riverside, Calif. (King High)	09-10 9.9 MWC --	9.7 --	1.9 --	42.7 --	12.0 --	71.0 --	116 rebounds are 25th nationally (through Sat. games)... Last year's Calif. Mr. Basketball and L.A. Times Player of the Year... MWC Preseason Frosh of Year... 4 double-doubles this season... Has 11 or more rebounds in 4 straight games (52/13.0 rpg)... Career-high 23 pts., 18 reb., 5 ast. vs. Fullerton... 14 pts., and 11 rebs. at Drake... Team leader in rebounding (9.7).
<b>20</b>	<b>Jason Deutchman</b> Guard, 6-6, 220, Jr.-1L Los Angeles, Calif. (Wisconsin-Milwaukee)	09-10 1.7 MWC --	0.7 --	0.0 --	50.0 --	00.0 --	75.0 --	Battled through countless knee injuries... Is one of the team's top catch-and-shoot players... Typically is the first player in the gym... Never leaves the gym without making 100 jump shots... Played in 3 games this year (UC San Diego, Santa Clara, NAU)... Career-high 4 pts. in 3 min. vs. UC San Diego... 1 pt. vs. NAU.
<b>22</b>	<b>Chase Tapley</b> Guard, 6-2, 205, Fr.-HS Sacramento, Calif. (Sacramento High)	09-10 6.7 MWC --	2.0 --	1.8 --	50.0 --	31.0 --	75.0 --	CH 17 pts., 7-10 FGs at Arizona State... 7 double-digit scoring gms... Scored in 10 of 12 games this season... 2 career starts, incl. at Drake... NorCalPreps.com D-III POY from Sacramento High... 11 pts. vs. UCSD... 11 pts., career-high 5 assists, 0 TO in 1st career start vs. NAU... 10 pts., 4 ast. vs. Fullerton... His father played basketball at Arkansas State.
<b>23</b>	<b>D.J. Gay</b> Guard, 6-0, 167, Jr.-2L Sun Valley, Calif. (Poly High)	09-10 10.8 MWC --	2.3 --	3.3 --	40.0 --	36.8 --	77.3 --	Played in all 81 games since stepping foot on campus... Started 61 career games... 106 career treys... Career-high 22 pts. (4-8 3FG) in 41 mins. at USD... Owns team's top assist average (3.3)... Career-high 6 reb. and 6 ast. at Fresno St... Career-high 7 ast., 6 reb. vs. NAU... 18 pts. (4-5 3FG) at Drake... Made 16 of last 32 3FGA (last 6 games).
<b>24</b>	<b>Tim Shelton</b> Forward, 6-7, 248, So.-1L Fresno, Calif. (Clovis West High)	09-10 2.0 MWC --	1.5 --	1.3 --	50.0 --	50.0 --	75.0 --	Played in last 4 games after missing the first 8 due to off-season knee surgery... Finished with 3 pts., 2 ast. in 5 min. vs. Fullerton... Had 2 pts., 4 rebs., 2 asts. in 7 minutes vs. U of A... Season-high 16 mins. at Drake... A leader on and off the court... Entered season as a career 50.8 percent FG shooter... Has started 16 of his 42 games played.
<b>32</b>	<b>Billy White</b> Forward, 6-8, 235, Jr.-2L Las Vegas, Nev. (Green Valley High)	09-10 12.5 MWC --	6.1 --	1.0 --	64.4 --	57.1 --	56.4 --	No. 1 in MWC. No. 8 in NCAA in FG Pct. through Dec. 20 games... Preseason all-MWC... Made 28 of last 41 FGA (68.3 pct.)... 7 double-figure scoring games this year... Had made career-high 12 straight FTs before missing at USD... Game-high 22 pts., 8 reb. at Fresno St... Game-high 20 pts.; first 2 3FG vs. UOP... 16 pts., 9 reb. at Drake.
<b>40</b>	<b>Kelvin Davis</b> Guard, 6-3, 220, Sr.-1L Waterbury, Conn. (College of Southern Idaho)	09-10 7.2 MWC --	1.3 --	0.9 --	44.8 --	38.1 --	61.1 --	Granted a 6th year of eligibility from the NCAA... Treated for Hodgkin's lymphoma last season, which limited him to 8 games... USBWA's 2009 Most Courageous Award recipient... Started vs. UCSD, his first since 2-13-08, and scored 10 pts., his 1st 10+ pt. game since 2-9-08... 11 pts. vs. SCU, vs. NAU... 16 pts. (6-8 3FG) at Drake.

## Schedule/Results

Date	Opponent (Television)	Time/Result	Note
N.14	UC SAN DIEGO	W, 77-52	▶ 3 players reached double figures in scoring, including Malcolm Thomas, who had 20 pts., 9 reb., 2 blks.
<b>ESPN College Hoops Tip-Off Marathon</b>			
N.16	at Saint Mary's (ESPN)	L, 58-80	▶ Malcolm Thomas leads the Aztecs again with 14 points and 8 rebounds; SDSU trailed, 42-21, at halftime
<b>West Coast Classic (hosted by Santa Clara; played at campus sites)</b>			
N.19	SANTA CLARA	W, 86-53	▶ Aztecs led by as many as 40 points on two occasions; White starts and has 17 points and 8 rebounds
N.23	at Fresno State	W, 62-58	▶ SDSU rallies from four-point deficit; Billy White goes for season-high 22 points, 8 rebounds
N.25	at Pacific (Big West TV)	L, 63-71	▶ White leads Aztecs for second straight game with his second consecutive 20-point performance (20 points)
N.28	NORTHERN ARIZONA	W, 89-48	▶ Six Aztecs score in double figures; Thomas (21 pts., 10 reb.) and Leonard (10 pts., 10 reb.) post double-doubles
D.2	at San Diego (4SD)	ot-W, 69-62	▶ Aztecs receive a career-high 22 points from D.J. Gay to win in overtime
D.5	at UC Santa Barbara	W, 69-61	▶ Won its fifth straight in the series; SDSU has four players score in double figures and shoots over 50 percent
D.9	CAL STATE FULLERTON	W, 82-68	▶ Kawhi Leonard posts second career double-double with career-high 23 points and 18 rebounds
D.12	ARIZONA (The Mtn.)	W, 63-46	▶ San Diego State snaps 7-game losing skid vs. Arizona; wins first game in series since 1983
D.19	at Arizona State (FS Arizona, FCS)	L, 52-55	▶ Leonard 11 reb., Thomas and White each have 10 reb., but Aztecs commit 24 turnovers; Tapley CH 17 pts.
D.22	at Drake	ot-W, 76-73	▶ Aztecs win NCAA Division I-best ninth straight overtime game; Gay scores game-high 18 points
D.29	UC RIVERSIDE	7 p.m. PST	▶ San Diego State owns a 7-0 record against the Highlanders; First meeting since 2007
D.31	POMONA-PITZER	1 p.m. PST	▶ First meeting between the two programs
J.5	*NEW MEXICO (The Mtn.)	7:30 p.m. PST	▶ Won three of the last four vs. New Mexico at home; SDSU has won six of its last seven MWC openers
J.9	*at Wyoming (The Mtn.)	4 p.m. MST	▶ San Diego State looks to snap a five-game losing streak at Arena-Auditorium
J.13	*at UNLV (CBS College Sports)	7:05 p.m. PST	▶ Aztecs won all three meetings last year, including two at Thomas & Mack Center
J.16	*TCU (The Mtn.)	7 p.m. PST	▶ San Diego State swept the series last year and has won four straight in San Diego
J.19	*at Utah (The Mtn.)	8 p.m. MST	▶ Aztecs look to break a three-game losing skid at Huntsman Center
J.23	*BRIGHAM YOUNG (The Mtn.)	7 p.m. PST	▶ Won five of the last six vs. BYU at home; Beat the Cougars in the schools' last meeting in MWC tournament
J.30	*at Colorado State (The Mtn.)	4 p.m. MST	▶ Won four straight in the series and nine of the last 10; Winners of four straight in Fort Collins
F.2	*AIR FORCE (CBS College Sports)	7:05 p.m. PST	▶ SDSU owns a three-game winning streak over Air Force; Won four straight at home
F.6	*at New Mexico (The Mtn.)	4 p.m. MST	▶ San Diego State has won three of the last four at The Pit
F.10	*WYOMING (The Mtn.)	7:30 p.m. PST	▶ Won two straight and three of the last four vs. Cowboys at home
F.13	*UNLV (VERSUS)	1 p.m. PST	▶ Defeated the Runnin' Rebels, 57-46, to close out the regular season last year
F.16	*at TCU (The Mtn.)	7 p.m. CST	▶ Won three of the last four at TCU, including 79-77 overtime thriller last season
F.20	*UTAH (The Mtn.)	6 p.m. PST	▶ San Diego State has won three straight vs. Utah at home
F.24	*at Brigham Young (CBS College Sports)	7:05 p.m. MST	▶ SDSU looks to halt a four-game losing skid at Marriott Center on national television
M.3	*COLORADO STATE (The Mtn.)	7:30 p.m. PST	▶ San Diego State looks to extend six-game home winning streak vs. Rams
M.6	*at Air Force (The Mtn.)	7 p.m. MST	▶ SDSU has won three of the last four MWC regular season finales, but loss came in 2008 vs. Air Force
<b>Conoco Mountain West Conference Basketball Championships (Thomas &amp; Mack Center, Las Vegas, Nev.)</b>			
M.10-13	To Be Determined		▶ San Diego State reached the finals in 2009, won the title in 2002 at Thomas & Mack Center

\* - Indicates Mountain West Conference game.

## What You Need to Know

- ▶ San Diego State has won six of its last seven games and owns the exact record it did after 12 games last season. The Aztecs, last season, won a school-record 26 wins behind the strength of five seniors.
- ▶ The Aztecs have just two seniors on the 2009-10 squad, Kelvin Davis and Mehdi Cheriet. The plan is to reshirt Cheriet this season. Non-seniors have accounted for all but 79 points this season.
- ▶ San Diego State has won 10 consecutive home games and nine straight contests at Viejas Arena (formerly Cox Arena). The 10-game homecourt win streak is tied for the sixth longest in school history and is the longest since a 10-game winning streak during the 2008-09 campaign. The Aztecs' last home loss was a 69-59 setback to Brigham Young on Feb. 24, 2009.
- ▶ At home, San Diego State has won 10 straight (10-0), 20 of its last 21 (20-1) and 39 of its last 44 (39-5) games.
- ▶ SDSU has won 13 consecutive non-conference home games dating back to a 59-52 loss to 15th-ranked Arizona State on Nov. 18, 2008 (last season). The 13-game winning streak is the third longest in school history, three short of the record set from 1966-68.
- ▶ The Aztecs have responded well in the game following a loss this season. San Diego State has won the game following a loss six straight times and is 12-2 in the game immediately following its last 14 defeats.
- ▶ Not that anyone is rooting for overtime, but just in case it comes up, San Diego State has won nine consecutive overtime games dating back Feb. 19, 2005, including two this season (at USD, at Drake). The streak is the longest active streak in Division I, two better than both Indiana State and UC Santa Barbara.
- ▶ Through Saturday's games, San Diego State ranks 37th

nationally in field-goal percentage defense at 38.5 percent. In seven of 12 games this season, San Diego State has held its opponent to less than 40 percent from the floor.

- ▶ The Aztecs dominated the glass on its most recent two-game road trip against Arizona State (41-26) and Drake (40-26). It was the 10th time in 12 games this season SDSU has owned a rebounding advantage and the sixth time that rebound advantage has been in the double digits. In the last four games, the Aztecs have outrebounded their opponents, 160-102 (+58 margin).
- ▶ Freshman forward **Kawhi Leonard** is playing the best basketball of his brief career. Leonard posted a pair of double-doubles two weeks ago, and has three in his last four outings, en route to earning MWC co-player of the week honors. Against Cal State Fullerton, he posted career and game highs with 23 points, 18 rebounds and five assists. According to ESPN.com, Leonard became the first freshman D-I player since 2002, to post a game with at least 20 points, 15 rebounds and five assists. He followed that up with a 13-point, 12-rebound performance against Arizona for his third double-double of the season. Leonard has scored in double figures in four of his last five games. He also has at least seven boards in seven straight games and is averaging 13.0 rpg in his last four outings. Leonard entered Sunday's games with 116 rebounds, which ranks 25th nationally. Leonard's 18 rebounds against Fullerton were the most by an Aztec player since Marcus Slaughter's 19 boards on March 9, 2006, and were tied for the third most in a game during the Steve Fisher era. The school record of 26 rebounds is held by Michael Cage and was set during his freshman season (Dec. 29, 1980).
- ▶ Earlier this month, junior guard **D.J. Gay** became the 10th player in school history to record 100 three-point field goals. He currently has 106 triples, with his eyes on eighth

## Contact Information

### ▶ San Diego State

**Mike May,**  
Assistant AD/MRD

Office	(619) 594-5547
Cell	(619) 957-8372
Home	(619) 644-1767
Fax	(619) 582-6541
E-Mail	<a href="mailto:mmay@mail.sdsu.edu">mmay@mail.sdsu.edu</a>
Web	<a href="http://goaztecs.com">goaztecs.com</a>
	<a href="http://twitter.com/goaztecs">twitter.com/goaztecs</a>
	<a href="http://facebook.com/goaztecs">facebook.com/goaztecs</a>
	<a href="http://youtube.com/goaztecscom">youtube.com/goaztecscom</a>

**Darin Wong,**  
Assistant Media Relations  
Director

Office	(619) 594-5547
Cell	(310) 489-2378
E-Mail	<a href="mailto:dwong@mail.sdsu.edu">dwong@mail.sdsu.edu</a>

**All-Time Series vs. UC Riverside**

Series: San Diego State leads, 7-0  
Home: 7-0, Away: 0-0, Neutral: 0-0

Date	Location	Score
M.3.67	San Diego	W 90-68
N.30.89	San Diego (SA)	W 67-61
D.28.92	San Diego (PG)	W 63-52
D.17.94	San Diego (PG)	W 65-62
N.24.99	San Diego (CA) (so)	W 73-57
N.21.06	San Diego (CA)	W 79-45
D.4.07	San Diego (CA)	W 59-46

SA - Sports Arena, PG - Peterson Gym, CA - Cox Arena, so - Season opener

**Last Meeting**

SAN DIEGO (Dec. 4, 2007) - SDSU matched its best start as a Division I school and won its 10th straight game at Cox Arena with a 59-46 decision over UC Riverside.

The Aztecs improved to 8-1 despite shooting just 34.0 percent from the field and being held to their lowest point total of the season. On the flipside, SDSU was superb on defense as it held the Highlanders to 46 totals points, including 18 in the first half, and 38.3 percent from the field.

The contest was a struggle for both teams especially in the first half when San Diego State missed nine of its initial 12 shots, while UCR connected on just 7-of-24 from the floor. But as the half came to a close, the Aztecs found their rhythm and went on an 8-2 run to go ahead, 26-18, after one period.

In the second half SDSU slowly pulled away, despite posting a 30.8 field goal percentage. The difference in the game came at the free throw line where the Aztecs were 17-for-21 after intermission and 20-for-25 for the game. In comparison, UCR went to the line eight times, making just five in the second half, and was 7-for-11 overall.

San Diego State was led by a trio of juniors in Kelvin Davis, Lorenzo Wade and Richie Williams.

Davis made a career-high tying six field goals to lead the team in scoring with 16 points, while Wade added 14 points. Williams, who made his first start of the season, contributed 13 points, a game-high seven rebounds and a season-best five steals.

Sophomore Jon Pastorek provided a spark off the bench with a season-high nine points and career-high seven boards.

**Notes from the Game:**

- ▶ The 46 points allowed by San Diego State were the fewest an Aztec squad allowed at that point in the season and the fewest since SDSU held Air Force to 41 points on Feb. 6, 2007.
- ▶ The 18 points allowed by the Aztecs in the first half were the lowest by an SDSU opponent at that point in the season and the fewest by an Aztec opponent since No. 15 Air Force tallied 16 on Feb. 6, 2007.
- ▶ SDSU extended their Cox Arena win streak to 10 games, which was tied for the fifth-longest homecourt win streak in the 87-season history of San Diego State basketball.

place and Michael Best (1988-89 and 1989-90 seasons) with 107 on the school's three-point list. Gay has been particularly effective of late from beyond the arc, making multiple threes in five of his last six games and going 16-of-32 (50.0 percent) from beyond the arc during that stretch.

**SDSU-UC Riverside: The Series**

- ▶ San Diego State and UC Riverside are meeting for the eighth time with the Aztecs holding a 7-0 series lead.
- ▶ The teams are playing for the third time in the last four years after not seeing each other since SDSU claimed a 73-57 decision in the 1999-00 season opener at Cox Arena on Nov. 24, 1999.
- ▶ Steve Fisher got his first win of his Aztec career when he coached SDSU to a 73-57 victory to open the '99-00 campaign.
- ▶ San Diego State is 195-107 all-time vs. current members of the Big West Conference, while Fisher is 18-5.
- ▶ The seven all-time meetings between San Diego State and UC Riverside are the second fewest among teams in the Big West and the Aztecs. SDSU and UC Davis have gotten together just twice.

**Double-Double Machine**

Kawhi Leonard is quickly becoming a double-double machine in his first year on campus. So far, the Riverside, Calif., native has four double-doubles and nearly has six to his credit after reaching nine in the second category (points or rebounds). The most impressive part is that three of his double-doubles have come in his last four outings. Through games of Dec. 20, he ranks 38th nationally

**San Diego State 59, UC Riverside 46**

UCR	MP	FG	3FG	FT	R	F	A TO	B	S	TP
Scott	*29	2-7	0-0	0-0	8	2	1 2	0	2	4
Soto	*29	1-2	0-0	1-1	5	4	1 1	0	2	3
Diggs	*28	2-6	0-3	0-0	3	3	2 2	0	2	4
Cunningham, S.	*30	4-7	1-3	1-4	1	5	2 6	0	1	10
Cunningham, L.	*35	7-18	2-7	5-6	3	2	0 5	1	1	21
Jim-George	2	0-0	0-0	0-0	0	0	0 0	0	0	0
Barlow	17	1-2	0-1	0-0	0	2	1 1	0	0	2
Gates	11	1-4	0-0	0-0	3	2	1 1	0	0	2
Bekono	12	0-0	0-0	0-0	1	0	0 1	0	0	0
Visman	7	0-1	0-0	0-0	2	0	0 1	2	0	0
Team					4					
<b>Totals</b>	<b>200</b>	<b>18-47</b>	<b>3-14</b>	<b>7-11</b>	<b>30</b>	<b>20</b>	<b>9 22</b>	<b>4</b>	<b>8</b>	<b>46</b>

SDSU	MP	FG	3FG	FT	R	F	A TO	B	S	TP
Wade	*28	4-9	0-2	6-9	0	4	2 4	1	0	14
White	*22	0-2	0-0	0-0	4	5	0 2	0	0	0
Amoroso	*27	1-11	0-2	2-2	3	0	3 0	1	1	4
Williams	*28	2-3	1-2	8-8	7	1	0 4	0	5	13
Davis	*23	6-12	2-7	2-3	4	4	0 1	0	2	16
Johnson	14	1-3	0-0	1-2	4	4	0 0	0	0	3
Pastorek	17	4-6	0-1	1-1	7	3	0 2	0	0	9
Thomas	16	0-1	0-1	0-0	1	0	2 0	0	1	0
Gay	25	0-6	0-3	0-0	1	0	0 0	0	1	0
Team					7					
<b>Totals</b>	<b>200</b>	<b>18-53</b>	<b>3-18</b>	<b>20-25</b>	<b>38</b>	<b>17</b>	<b>7 14</b>	<b>2</b>	<b>10</b>	<b>59</b>

Halftime: San Diego State 26, UC Riverside 46. FG %: UC Riverside 38.3, San Diego State 34.0. 3FG%: UC Riverside 21.4, San Diego State 16.7. FT%: San Diego State 80.0, UC Riverside 63.6. Officials: Michael Scyphers, Bob Staffen, Randy McCall. Technicals: None.

in double-doubles and is third among all Division I freshmen in the category.

**Road Warriors**

San Diego State wrapped up its non-conference road slate with a respectable 4-3 record. The seven road games are the most in the Mountain West (no team has played more than five) and the four road wins are nearly a quarter of the MWC's combined total of 13 (through games of Dec. 25). With four road victories, it marks the second earliest date in the 40-year Division I school history that the Aztecs have claimed their fourth road victory. The only season in which San Diego State did it faster was the 1971-72 campaign. The seven true road games are the most during Steve Fisher's SDSU tenure.

**Window Wiping in the Desert**

San Diego State's frontline of Kawhi Leonard, Malcolm Thomas and Billy White did a great job of rebounding despite losing at Arizona State. All three finished with double-figure rebounding totals as Leonard had 11, while Thomas and White each had 10. The trio's effort was the first time the Aztecs had three players with at least 10 rebounds in a game since Jan. 29, 2008, when Ryan Amoroso pulled down 11 and White and Lorenzo Wade each had 10 at Colorado State.

**Tapley Cashes In at Wells Fargo**

Freshman Chase Tapley had his best game of his young career on a day when the Aztecs struggled to score at Arizona State. The Sacramento, Calif., native came off the

bench to produce a career-high 17 points on 7-of-10 shooting in just 23 minutes. He also added two rebounds, two assists and two steals during his time on the court. Between him (5 pts.) and D.J. Gay (7 pts.), the pair scored the team's final 12 points to bring SDSU to within one point with 13 seconds to play.

### Among the National Leaders

Through games of Dec. 20, San Diego State and its players rank among the national leaders in numerous categories. Below is a look at SDSU and its top-100 rankings.

Rebound margin	22nd (8.2)
FG pct.	33rd (48.3)
Scoring defense	36th (59.5)
FG pct. defense	39th (38.3)
Scoring margin	65th (10.5)
Steals per game	76th (8.3)
W-L pct.	76th (72.7)

Individually, Kawhi Leonard's 9.5 rebound average ranks 42nd nationally, while Tyrone Shelley's 2.0 steal average is 86th in NCAA Division I. Malcolm Thomas, meanwhile, is 184th in rebounding (7.1) and 182nd in blocked shots per game (1.3).

### Significant Win

San Diego State's win over Arizona was huge for the program for many reasons. The Wildcats were a club that the Aztecs failed to beat in their last seven tries and was SDSU's first result since 1983. For Steve Fisher, he entered the game just 1-9 vs. Arizona in his career and 0-5 while on Montezuma Mesa. When the dust settled, the Aztecs' 17-point win was their largest margin of victory against a Pac-10 school in its Division I history and largest since defeating Arizona State, 89-64, on Dec. 27, 1955. Additionally, it was just the school's fifth double-figure victory over a Pac-10 program in its Division I history.

### Aztecs Get First MWC Weekly Honor

Kawhi Leonard was named MWC co-player of the week, the league announced on Dec. 14. The Riverside, Calif., native helped SDSU to wins over Cal State Fullerton and Arizona by averaging 18.0 points, 15.0 rebounds and 3.5 assists. Against Fullerton, Leonard finished with 23 points, 18 rebounds and five assists, all of which were game and career highs. Then three days later, the freshman responded with game-high numbers of 13 points and 12 rebounds. Leonard is the first freshman Aztec to win the award since Billy White did it twice in 2007-08.

### Leonard Lights Up Titans

Watching Kawhi Leonard play against Cal State Fullerton brought back visions of Michael Cage, the school's second-leading scorer and the program's all-time leader in rebounding. The freshman finished with a career-high 23 points, 18 rebounds and five assists in 38 minutes. He is just the second player this year (Morgan State's Kevin Thompson) to put up a line of at least 20 points, 15 rebounds and five assists, according to ESPN. He is also the first freshman to put up a 20-15-5 game since Michael Haney of Eastern Kentucky did it in 2002, a stat courtesy of the Worldwide Leader.

Leonard became the 23rd player in SDSU history to pull down at least 15 rebounds and his 18 boards is the most by a freshman since Cage grabbed 20 on Feb. 24, 1981, against Hawai'i. He also finished two shy of the Viejas Arena

record of 20 set by former Aztec Marcus Slaughter on Jan. 14, 2006, vs. UNLV.

Looking at the game as a whole, Leonard had 10 offensive rebounds compared to Fullerton's three, and his final total was seven short of the Titans' final tally of 25.

### Kawhi Coming Around

If Kawhi Leonard's performance vs. Cal State Fullerton came as a surprise, you haven't been following your Aztecs lately. Since opening the season by averaging 7.0 points on 32.7 percent shooting (6 games), Leonard has put that behind him and been on a tear the last six games.

Since the road game at San Diego, the team's leading rebounder is averaging 12.8 points and shooting 51.7 percent from the floor. From inside the three-point arc, Leonard is shooting 59.6 percent. During the same time frame, Leonard is pulling down rebounds at an 11.8 clip. Thanks to his last six games, the Riverside, Calif., product has raised his field-goal percentage from 32.7 to 42.7 percent.

### D.J. Controlling the JCP

D.J. Gay enjoyed one of his finest games at San Diego State when he helped propel the Aztecs to an overtime victory over San Diego at Jenny Craig Pavilion. The junior poured in a career-best 22 points, seven (5-6 FT) of which came in overtime, and played 41 of a possible 45 minutes. In the process, the guard knocked down a season-high six shots, including a season-best four three-pointers, and a personal-record six free throws.

### Shelley Filled Up at Jenny Craig

Tyrone Shelley filled up the stat sheet at Jenny Craig Pavilion and San Diego. The sophomore finished with 10 points to record his fifth double-figure scoring effort, but he made sure to post respective numbers elsewhere. Shelley matched his career high with three assists and set season highs in blocked shots (3), rebounds (6) and free throws (4).

### Gay and Shelley Earn All-West Coast Classic Honors

Billy White and Tyrone Shelley were named to the all-West Coast Classic team following the four-game exempt tournament involving San Diego State, Pacific, Fresno State, Northern Arizona and the hosts, Santa Clara. The duo led SDSU to a 3-1 record, with the only blemish coming at Pacific. In those four games, White averaged 17.8 points, 5.5 rebounds, 1.0 assists, 1.8 steals and shot 69.2 percent from the field. Shelley, meanwhile, was nearly as good averaging 17.8 points, 3.3 rebounds, 1.3 assists, 1.8 steals and a field-goal percentage of 53.8 percent.

### Double-Doubles Are a So Cal Tradition

Against NAU, Malcolm Thomas and Kawhi Leonard posted the team's first and second double-doubles of 2009-10. Thomas finished with 21 points and 10 rebounds, while Leonard completed his afternoon with 10 points and 10 boards. It marked the 40th time since 1979 that SDSU has recorded two double-doubles in the same game. The pair also became the first set of teammates to accomplish the feat in the same outing since March 22, 2006, vs. Wyoming, when Marcus Slaughter (16 pts., 13 rebs.) and Kyle Spain (11 pts., 12 rebs.) went In-N-Out style.

### San Diego State Record When...

#### Double-Figure Scoring

Name	09-10	Career*
Billy White	5-2	25-10
D.J. Gay	5-3	22-5
Kelvin Davis	4-0	11-4
Tim Shelton	-	7-5
Tyrone Shelley	5-1	5-1
Kawhi Leonard	5-0	5-0
Chase Tapley	4-1	4-1
Malcolm Thomas	3-1	3-1
Brian Carlwell	1-0	1-0

#### Scoring 20+ Points

Name	09-10	Career*
Billy White	1-1	3-1
D.J. Gay	1-0	3-1
Malcolm Thomas	2-0	2-0
Kawhi Leonard	1-0	1-0

#### Grabbing 10+ Rebounds

Name	09-10	Career*
Kawhi Leonard	5-1	5-1
Malcolm Thomas	2-1	2-1
Billy White	0-1	2-1
Tim Shelton	-	2-1

### San Diego State Single-Game Leaders

#### Scoring

Name	09-10	Career*
Billy White	3	10
D.J. Gay	2	6
Malcolm Thomas	3	3
Tim Shelton	-	3
Kawhi Leonard	2	2
Kelvin Davis	-	2
Tyrone Shelley	1	1
Chase Tapley	1	1

#### Rebounding

Name	09-10	Career*
Billy White	1	16
Tim Shelton	-	10
Kawhi Leonard	7	7
Malcolm Thomas	5	5
D.J. Gay	-	1

#### Assists

Name	09-10	Career*
D.J. Gay	8	23
Kawhi Leonard	3	3
Tim Shelton	-	2
Tyrone Shelley	1	1
Chase Tapley	1	1
Malcolm Thomas	1	1
Kelvin Davis	-	1
Billy White	-	1

\* while at San Diego State

## Thomas Near Perfect

In just his fifth game as an Aztec, Malcolm Thomas executed one of the top shooting performances of the Steve Fisher era. The junior's 10-for-11 (.909) effort from the field vs. Northern Arizona ranks in a tie for the eighth-best field-goal percentage (min. 6 FGM) in Fisher's 10-plus seasons at SDSU. Current Aztecs in front of Thomas are Billy White (No. 1, 12-12 vs. Wyoming, 2-14-09; t-No. 3, 6-6 vs. Kansas State, 3-20-09) and Tim Shelton (t-No. 3, 6-6 at Northern Colorado, 12-3-08). White is also tied with Thomas as a result of his 10-for-11 exhibition vs. UC San Diego on Nov. 17, 2007.

## Lots of Assists, Not a Lot of Turnovers

D.J. Gay and Chase Tapley have turned out to be a formidable point guard tandem when it comes to finding the open man and taking care of the ball. Gay has a team-best 39 assists, while Tapley is credited with 21. Between the two of them, they have turned the ball over just 36 times. Individually, Gay has an assist-to-turnover ratio of 1.50, while Tapley has a team-best ratio of 2.10 (min. 11 GP).

## Not in Our House

San Diego State owns one of the top homecourt advantages not only on the West Coast, but in the entire nation. Since the beginning of the 2005-06 season, the Aztecs are 58-9 in their last 67 home games. Of those nine losses, three were to Pac-10 Conference schools and five were to Mountain West Conference clubs. Only once has a non-Pac-10 or MWC school escaped with a victory (Northern Colorado - Jan. 9, 2008).

## Efficient Bill

Billy White has connected on 56 of his 87 field-goal attempts to lead the team in field-goal percentage at 64.4 percent. The junior's efficient ways should not come as a surprise. After all, White has shot over 61 percent from the field in each of his two seasons and came into this year with a career field-goal percentage of 63.9 percent. In fact, in 2008-09 White went through a stretch where he made 22 straight field goals, including a 12-for-12 performance vs. Wyoming.

## Gay Handling the Point Guard Duties Just Fine

With the departure of all-time MWC assist and steals leader Richie Williams, many questioned whether junior D.J. Gay could handle the point guard responsibilities. So far the answer is yes.

Gay is currently averaging 3.3 assists, which is up from his 1.7 career mark. Twice this season, the guard has established career highs in assists. At Fresno State, he set a new personal best with six assists and then two games later dished out seven vs. Northern Arizona. Gay has also mixed it up inside as he has twice grabbed a career-high six rebounds (at Fresno State, vs. Northern Arizona).

## Defense a Priority

Defense has become a staple of San Diego State, especially last season when it set school records for lowest opponent scoring average (59.6) and lowest opponent field-goal percentage (41.0). In fact, the Aztecs finished 2008-09 ranked 15th in Division I in scoring defense.

A new season is here and things have not changed. Six opponents have been held to 58 points or less and eight have been limited to 62 points or less. Of those eight times, seven have resulted in victories. The lone exception came at Arizona State when San Diego State held the Sun Devils to 55 and lost.

For the season, the Aztecs are allowing 60.6 points per outing, which is slightly higher than last season's final average, and are holding opponents to a dismal 38.9 percent from the field and an even worse 33.7 percent from three-point distance.

## Davis Makes Complete Comeback

Toward the end of the 2007-08 season, Kelvin Davis did not feel like himself. After the Aztecs' first-round NIT loss at Florida, Davis was diag-

nosed with Hodgkin's lymphoma and went through chemotherapy and radiation treatments that extended into the 2008-09 campaign. The illness limited him to just eight games last year and the Waterbury, Conn., native was awarded a sixth season of eligibility by the NCAA.

Against UC San Diego, the 2009 USWBA Most Courageous Award recipient made his comeback complete as he started the season opener and finished as the game's third-leading scorer (10). The starting assignment was his first since Feb. 13, 2008, vs. New Mexico, while his 10-point effort was his first double-figure scoring performance since Feb. 9, 2008, at TCU.

## San Diego State 2009-10 Preseason Honors

### Preseason Rankings

- \* First place - *Sporting News College Basketball*
- \* Second place - MWC Preseason Media Poll, *Blue Ribbon*, *Athlon Sports*, Doug Gottlieb of ESPN.com
- \* Third place - *Lindy's*, *Yahoo! Sports College Basketball*

### Other Preseason Recognition

#### TEAM

- \* NCAA Tournament Participant - *Lindy's*, *Sporting News College Basketball*, *Sporting News*, *ESPN The Magazine*
- \* NIT Participant - *Athlon Sports*
- \* No. 48 on *Sporting News College Basketball's* "Preseason Top 50"
- \* "Best group of recruits" - *Lindy's*
- \* No. 1 in "Recruiting Rundown" - *Sporting News College Basketball*
- \* "Program on the Rise" - *Yahoo! Sports College Basketball*
- \* "Stock Report" is up - *Sporting News College Basketball*
- \* Four out of five stars in offense, defense and coaching and three out of five stars in rebounding and playmaking in "Power Ratings" - *Sporting News College Basketball*

#### BILLY WHITE

- \* Preseason all-MWC - MWC Preseason Media Poll, *Blue Ribbon*, *Sporting News College Basketball*
- \* Preseason all-MWC first team - *Lindy's*
- \* Preseason all-MWC second team - *Yahoo! Sports College Basketball*
- \* One of MWC's "10 Key Players" - Dana O'Neil of ESPN.com
- \* MWC top shooter - *Lindy's*

#### TIM SHELTON

- \* Preseason all-MWC second team - *Lindy's*

#### TYRONE SHELLEY

- \* Preseason all-MWC first team - *Athlon Sports*
- \* "20 Impact Transfers" list - *Athlon Sports*
- \* Tabbed a transfer ready to contribute now - Doug Gottlieb of ESPN.com

#### KAWHI LEONARD

- \* Preseason all-MWC first team - SLAM ONLINE
- \* MWC Preseason Freshman of the Year - MWC Preseason Media Poll
- \* One of MWC's "10 Freshmen We Can't Wait to See" - Joel Francisco, Scouts Inc. on ESPN.com
- \* One of 10 freshmen ESPN.com's Doug Gottlieb is looking forward to seeing
- \* "Freshman of the Year" - SLAM ONLINE
- \* No. 48 on "Top 100 Incoming Freshmen: Class of 2009" - *Lindy's*
- \* No. 48 on "Top 150 Incoming Freshmen" - *Sporting News College Basketball*
- \* "Newcomer who will have the most impact" - *Lindy's*
- \* "Likely to see NBA uniform first" - *Lindy's*
- \* No. 70 on "2009-10 Recruiting Report" - *Athlon Sports*
- \* "Top Freshman" in MWC - *Sporting News College Basketball*
- \* "Impact Newcomer" - *Sporting News College Basketball*

#### MALCOLM THOMAS

- \* Newcomer of the Year - *Blue Ribbon*
- \* Tabbed a transfer ready to contribute now - Doug Gottlieb of ESPN.com
- \* "The JC Jackpot" list - *Lindy's*
- \* "Top NBA Prospect" in MWC - *Sporting News College Basketball*
- \* All-West team on "Top JUCOs Moving On" list - *Sporting News College*

*Basketball***What They're Saying**ON SAN DIEGO STATE

\* "Sure San Diego State lost Kyle Spain, Lorenzo Wade and Richie Williams, but after some early-season bumps and hiccups, expect Steve Fisher to have one of the most talented yet least heralded clubs in college basketball. Kelvin Davis should be the team's best shooter as he returns from a season lost to recovering from Hodgkin's lymphoma. And remember the name Kawhi Leonard. He's the best incoming frosh on the West Coast, period. If his attitude holds up, he could have a monster season. Malcolm Thomas played really well in junior college after having a good year as a freshman on a bad Pepperdine club. Tyrone Shelley, another former Pepperdine player, should be a scoring machine, and Brian Carlwell, who never was great at Illinois, is massive and in better shape than he was while playing for Bruce Weber. The Aztecs' fortunes may ride on returners Billy White, who is a great slasher, and point guard D.J. Gay. Gay must beat out scoring point Chase Tapley and keep everyone happy. Everything needs to click, but the Aztecs are loaded." - Doug Gottlieb, ESPN.com (Aug. 18, 2009).

\* "San Diego State, Utah, New Mexico and BYU will be the best teams...." - Jay Bilas, ESPN.com (Sept. 8, 2009)

\* "The Aztecs won't sneak up on anyone with one of the best recruiting classes in the country...." - Justin Goodrum, SLAM ONLINE

ON KAWHI LEONARD

\* "SDSU has several transfers; a couple of former juco players; and Leonard, who one Pac-10 coach told me is better than anyone else who signed in the Pac-10 this year. Simply a killer as a competitor, Kawhi is an undersized 4 who can wear a defense out in the midrange and on the boards. With Malcolm Thomas back putting up big numbers on the wing, Leonard can work both inside and out to do damage." - Doug Gottlieb, ESPN.com (May 21, 2009)

ON SDSU'S TRANSFERS

\* "(Tyrone) Shelley is a wing, and (Malcolm) Thomas is a post, and together they formed a clique that left Pepperdine and arrived on the Hill back home in San Diego. Shelley redshirted last season, and Thomas dominated California juco ball, averaging 21 ppg and 12 rpg in preparation for reuniting at Cali's new Transfer U. Steve Fisher has had a ton of success with transfers, and this duo, along with Illinois transfer Brian Carlwell, will make a major impact in the Mountain West." - Doug Gottlieb, ESPN.com (Sept. 22, 2009)

ON SDSU'S RECRUITING CLASS

\* "San Diego State signed Kawhi Leonard, who Rivals.com ranked as the No. 8 small forward in the 2009 class. He will join junior college transfer Malcolm Thomas to form a combination that will be expected to contribute immediately." - Jason Scheer, Rivals.com in *Sporting News College Basketball 2009-10*

# SDSU Broadcast Roster



**# 0**  
**ALEC WILLIAMS**

Forward  
6-6, 268, Freshman-HS  
San Juan Capistrano, Calif.  
JSerra High

PPG: 1.2 RPG: 1.2 APG: 0.3  
FG%: 33.3 3FG: 00.0 FT%: 50.0



**# 3**  
**TYRONE SHELLEY**

Guard  
6-6, 225, Sophomore-TR  
San Diego, Calif.  
Pepperdine


PPG: 9.6 RPG: 4.3 APG: 1.3  
FG%: 44.7 3FG: 29.7 FT%: 55.9



**# 4**  
**MALCOLM THOMAS**

Forward  
6-9, 215, Junior-JC  
San Diego, Calif.  
San Diego City College


PPG: 10.1 RPG: 7.2 APG: 1.4  
FG%: 51.1 3FG: 00.0 FT%: 52.7



**# 5**  
**BRIAN CARLWELL**

Center  
6-11, 297, Junior-TR  
Maywood, Ill.  
Illinois

PPG: 4.0 RPG: 2.8 APG: 0.1  
FG%: 62.5 3FG: 00.0 FT%: 53.3



**# 10**  
**BRYAN HORTON**

Guard  
6-1, 205, Sophomore-1L  
Anaheim, Calif.  
Canyon High

PPG: 0.8 RPG: 0.5 APG: 0.3  
FG%: 33.3 3FG: 00.0 FT%: 20.0



**# 15**  
**KAWHI LEONARD**

Forward  
6-7, 225, Freshman-HS  
Riverside, Calif.  
King High


PPG: 9.9 RPG: 9.7 APG: 1.9  
FG%: 42.7 3FG: 12.0 FT%: 71.0



**# 20**  
**JASON DEUTCHMAN**

Guard  
6-6, 220, Junior-1L  
Los Angeles, Calif.  
Wisconsin-Milwaukee

PPG: 1.7 RPG: 0.7 APG: 0.0  
FG%: 50.0 3FG: 00.0 FT%: 75.0



**# 22**  
**CHASE TAPLEY**

Guard  
6-2, 205, Freshman-HS  
Sacramento, Calif.  
Sacramento High


PPG: 6.7 RPG: 2.0 APG: 1.8  
FG%: 50.0 3FG: 31.0 FT%: 75.0



**# 23**  
**D.J. GAY**

Guard  
6-0, 167, Junior-2L  
Sun Valley, Calif.  
Poly High

PPG: 10.8 RPG: 2.3 APG: 3.3  
FG%: 40.0 3FG: 36.8 FT%: 77.3



**# 24**  
**TIM SHELTON**

Forward  
6-7, 248, Sophomore-1L  
Fresno, Calif.  
Clovis West High

PPG: 2.0 RPG: 1.5 APG: 1.3  
FG%: 50.0 3FG: 50.0 FT%: 75.0



**# 32**  
**BILLY WHITE**

Forward  
6-8, 235, Junior-2L  
Las Vegas, Nev.  
Green Valley High

PPG: 12.5 RPG: 6.1 APG: 1.0  
FG%: 64.4 3FG: 57.1 FT%: 56.4



**# 40**  
**KELVIN DAVIS**

Guard  
6-3, 220, Senior-1L  
Waterbury, Conn.  
College of Southern Idaho

PPG: 7.2 RPG: 1.3 APG: 0.9  
FG%: 44.8 3FG: 38.1 FT%: 61.1



**Head Coach**  
**STEVE FISHER**

- - 19th full season as head coach • 366-225
- - 11th year at San Diego State • 182-143
- - 1989 NCAA champion
- - 3 NCAA Championship game appearances
- - 9 NCAA Tournament appearances
- - 15 postseason appearances

## San Diego State Coaches and Staff

Brian Dutcher, assistant head coach  
Justin Hutson, assistant coach  
Mark Fisher, assistant coach  
Matt Soria, director of basketball operations  
David Velasquez, dir. of player development  
Mark Haines, athletic trainer



# Game 1

San Diego State 77  
UC San Diego 52

Nov. 14, 2009 ♦ San Diego, Calif.  
Viejas Arena ♦ Att.: 5,520

SAN DIEGO - San Diego State overcame a sluggish first-half showing and shot nearly 65 percent from the field in the second half to defeat UC San Diego, 77-52, in the Aztecs' season opener.

Newcomer Malcolm Thomas carried San Diego State on this afternoon with his 20 points on 8-of-11 shooting, nine rebounds and two blocks. Fellow newcomer Chase Tapley, meanwhile, finished with 11 points and Kelvin Davis had 10 in a starting role.

Despite shooting 53.8 percent in the first half, the Aztecs were nursing a 31-28 lead at halftime mainly due to their 12 turnovers and 2-for-8 performance at the free-throw line.

In the second half, it was a significantly different story as San Diego State came out on fire, scoring the first 16 points to increase its lead to 19.

With the game comfortably in hand, the Aztecs went on another scoring binge, this time an 11-3 run, to move ahead by 23 with less than four minutes left and eventually cruised to the finish line.

For the game, SDSU shot 59.3 percent from the field, including 64.3 percent in the second half, and outrebounded the Tritons, 43-28. The Aztecs also dominated points in the paint (46-16) and fast-break points (10-0).

UC San Diego was led by Tyler Acevedo, who had 14 points off the bench. Jordan Lawley finished with nine points, while Casey Ryan added eight points and eight rebounds.

UCSD	MP	FG	3FG	FT	R	F	A TO	B	S	TP
Krizman	*15	0-2	0-1	2-2	2	1	0 0	0	1	2
Hatch	*17	0-4	0-0	0-2	2	2	0 2	0	0	0
Wey	*23	2-6	1-4	0-1	2	1	2 3	0	1	5
Lawley	*22	4-11	1-7	0-2	1	3	0 3	0	1	9
Ryan	*27	4-6	0-1	0-0	8	1	4 2	0	0	8
Tarabilida	*16	1-2	0-1	0-0	1	1	1 1	0	0	2
Alvari	4	0-1	0-0	0-0	0	0	0 0	0	0	0
Brue	17	3-7	0-0	0-0	3	1	0 1	0	0	6
Acevedo	24	5-17	4-15	0-0	2	0	1 0	0	1	14
McGrath	2	0-0	0-0	0-0	0	0	0 0	0	0	0
Porter	2	0-0	0-0	0-0	0	0	0 0	0	0	0
Browning	16	1-3	0-0	0-0	2	1	0 0	0	1	2
Bohanan	8	1-3	0-1	0-0	0	4	2 0	0	1	2
Wheeler	7	1-2	0-0	0-0	2	1	0 2	0	0	2
Team					3					
<b>Totals</b>	<b>200</b>	<b>22-64</b>	<b>6-30</b>	<b>2-7</b>	<b>28</b>	<b>16</b>	<b>10 14</b>	<b>0</b>	<b>6</b>	<b>52</b>

SDSU	MP	FG	3FG	FT	R	F	A TO	B	S	TP
Thomas	*29	8-11	0-0	4-8	9	2	1 5	2	1	20
Carlwell	*27	4-7	0-0	1-2	5	0	0 0	1	2	9
Leonard	*28	4-7	0-0	0-0	8	1	3 6	0	1	8
Gay	*30	2-7	0-3	1-2	4	2	4 5	0	2	5
Davis	*25	3-5	2-4	2-3	3	1	3 2	0	1	10
Williams	21	3-4	0-0	0-0	7	3	1 1	0	0	6
Horton	12	2-4	0-0	0-3	1	1	1 0	0	0	4
Deutchman	3	1-1	0-0	2-2	1	0	0 0	0	0	4
Tapley	25	5-8	1-2	0-0	3	1	3 1	0	2	11
Team					2					
<b>Totals</b>	<b>200</b>	<b>32-54</b>	<b>3-9</b>	<b>10-20</b>	<b>43</b>	<b>11</b>	<b>16 20</b>	<b>3</b>	<b>9</b>	<b>77</b>

**Halftime:** San Diego State 31, UC San Diego 28. **FG %:** San Diego State 59.3, UC San Diego 34.4. **3FG%:** San Diego State 33.3, UC San Diego 20.0. **FT%:** San Diego State 50.0, UC San Diego 28.6. **Officials:** Bill Gracey, Tony Padilla, Casey McClellan. **Technical:** None.



# Game 2

Saint Mary's 80  
San Diego State 58

Nov. 16, 2009 ♦ Moraga, Calif.  
McKeon Pavilion ♦ Att.: 2,774

MORAGA, Calif. - San Diego State dropped an 80-58 decision at Saint Mary's in what could have been the latest tip time in school history, 11 p.m. PT, as the Aztecs and Gaels participated in ESPN's College Hoops Tip-Off Marathon.

SDSU opened the game with a 1-0 lead on a free throw by Malcolm Thomas and never led again as Saint Mary's and more specifically, Mickey McConnell, came out on fire and never looked back.

McConnell went 5-for-5 from three-point range in the first half alone to lead a Gael attack that featured three players with eight points or more at halftime. McConnell finished the half with 17 points, while Matthew Dellavedova and Omar Samhan each had eight. Samhan also had 12 boards as his team enjoyed a 42-21 lead at the break.

With a steep hill to climb, San Diego State chipped away at the lead and came within 12 points with 7:34 to go after Thomas and Billy White took over the game. The duo scored all of SDSU's 14 points in a six-plus minute stretch, with White scoring 10 of the 14.

But like most of the game, the Gaels had an answer for the Aztecs and responded with a 14-3 run to increase their lead to 23 with 3:24 to go to effectively put the game away.

Thomas finished with 14 points and eight rebounds, while White and D.J. Gay each had 10. For Saint Mary's, McConnell had a game-high 24 points and seven assists. Dellavedova and Samhan, meanwhile, had 17 apiece with Samhan adding 16 rebounds, four assists and five blocked shots.

SDSU	MP	FG	3FG	FT	R	F	A TO	B	S	TP
Thomas	*33	4-7	0-0	6-8	8	3	1 4	0	0	14
Carlwell	*18	2-3	0-0	2-2	1	1	0 0	0	1	6
Leonard	*22	2-9	0-2	0-0	7	4	0 2	0	1	4
Gay	*34	3-9	2-3	2-2	1	1	3 1	0	1	10
Davis	*21	2-3	1-1	0-0	2	2	0 1	0	0	5
Williams	4	0-1	0-1	0-0	0	0	0 0	0	0	0
Shelley	23	1-7	0-1	4-6	6	0	2 3	1	2	6
Horton	2	0-0	0-0	0-0	0	0	0 0	0	0	0
Tapley	18	1-6	1-4	0-0	1	1	1 0	0	1	3
White	25	5-11	0-0	0-2	7	4	0 3	1	0	10
Team					3					
<b>Totals</b>	<b>200</b>	<b>20-56</b>	<b>4-12</b>	<b>14-20</b>	<b>36</b>	<b>16</b>	<b>7 14</b>	<b>2</b>	<b>6</b>	<b>58</b>

SMC	MP	FG	3FG	FT	R	F	A TO	B	S	TP
Dellavedova	*32	5-12	3-9	4-4	4	2	3 3	0	3	17
Allen	*19	3-3	1-1	0-0	3	3	0 2	1	0	7
Hunter	*29	1-8	0-2	0-2	2	2	1 1	0	0	2
McConnell	*38	8-14	6-8	2-2	2	0	7 1	0	3	24
Samhan	*33	6-14	0-0	5-7	16	1	4 2	5	1	17
Page	2	1-1	1-1	0-0	0	0	0 0	0	0	3
Young	18	0-1	0-0	0-0	5	5	0 0	3	1	0
Steindl	18	2-6	2-6	0-0	1	4	1 1	0	0	6
Levesque	2	0-1	0-1	0-0	0	0	0 0	0	0	0
Anderson	2	0-1	0-0	0-0	0	0	0 0	0	0	0
Williams	8	2-4	0-1	0-0	5	1	1 0	1	1	4
Team					2					
<b>Totals</b>	<b>200</b>	<b>28-65</b>	<b>13-29</b>	<b>11-15</b>	<b>40</b>	<b>18</b>	<b>17 10</b>	<b>10</b>	<b>9</b>	<b>80</b>

**Halftime:** Saint Mary's 42, San Diego State 21. **FG %:** Saint Mary's 43.1, San Diego State 35.7. **3FG%:** Saint Mary's 44.8, San Diego State 33.3. **FT%:** Saint Mary's 73.3, San Diego State 70.0. **Officials:** Mike Reed, Frank Harvey, Bruce Hicks. **Technical:** None.



# Game 3

San Diego State 86  
Santa Clara 53

Nov. 19, 2009 ♦ San Diego, Calif.  
Viejas Arena ♦ Att.: 5,401

SAN DIEGO - San Diego State was a completely different team from its performance in its previous game at Saint Mary's as the Aztecs thoroughly dominated Santa Clara, 86-53, in the first game of the West Coast Classic.

Five players scored in double figures and were led by Billy White's 17. D.J. Gay, Tyrone Shelley and Chase Tapley each had 12, while Kelvin Davis had 11. Kawhi Leonard, meanwhile, narrowly posted a double-double after finishing with nine points and a career-high 13 rebounds.

The game was a tight affair with the margin never rising above four points for the first 10-and-a-half minutes. But a 17-0 Aztec run opened the game up and soon SDSU found itself ahead by 17 with six minutes to play in the first half. The Aztecs wound up going into the locker room up 38-22.

In the second period, both teams traded a pair of buckets with Gay knocking down San Diego State's second field goal. The junior's basket spurred what would be the deciding run as the Aztecs ran off 18 straight points and 23 of the next 25 to pull ahead, 61-28 with 11:34 remaining in regulation.

Nearly seven minutes later, SDSU enjoyed the first of its two 40-point leads after Gay connected on a jumper. The second 40-point advantage came with 3:55 left in the game when Tapley knocked down a three off a feed from Bryan Horton.

In the final minutes, Santa Clara outscored the Aztecs, 11-4, to provide the final margin.

While San Diego State had five players score in double figures, Santa Clara had three, led by Niyi Harrison's 14.

SCU	MP	FG	3FG	FT	R	F	A TO	B	S	TP
Dowdell	*25	1-3	0-0	4-4	6	3	1 0	1	2	6
Trasolini	*31	5-14	0-2	0-0	8	3	0 4	2	0	10
Payne	*32	2-9	0-0	3-3	5	1	3 3	1	4	7
Smith	*29	0-12	0-4	2-2	3	3	3 3	0	0	2
Cowels	*31	4-14	3-10	0-0	3	1	2 5	0	1	11
Alexander	11	0-0	0-0	0-1	0	1	1 1	0	0	0
Santos	15	1-2	1-1	0-0	1	2	0 2	0	0	3
Harrison	23	5-9	0-0	4-6	7	0	0 1	0	0	14
Bach	3	0-2	0-2	0-0	0	0	0 0	0	0	0
Team					4					
<b>Totals</b>	<b>200</b>	<b>18-65</b>	<b>4-19</b>	<b>13-16</b>	<b>37</b>	<b>14</b>	<b>10 19</b>	<b>4</b>	<b>7</b>	<b>53</b>

SDSU	MP	FG	3FG	FT	R	F	A TO	B	S	TP
Carlwell	*19	3-5	0-0	0-0	6	5	0 4	0	1	6
Leonard	*28	4-9	1-4	0-0	13	1	4 1	0	2	9
White	*26	7-11	0-0	3-7	8	2	1 0	1	2	17
Gay	*28	5-11	0-4	2-2	2	1	4 3	0	3	12
Davis	*16	4-8	3-6	0-0	2	3	0 1	1	1	11
Williams	12	0-1	0-0	1-2	0	2	1 0	0	0	1
Shelley	21	4-10	2-6	2-6	4	3	1 1	1	1	12
Thomas	20	3-5	0-0	0-0	4	0	3 1	3	0	6
Horton	4	0-0	0-0	0-0	1	0	1 0	1	0	0
Deutchman	4	0-0	0-0	0-0	0	1	0 0	0	0	0
Tapley	22	5-6	2-2	0-0	2	1	1 1	0	0	12
Team					3					
<b>Totals</b>	<b>200</b>	<b>35-66</b>	<b>8-22</b>	<b>8-17</b>	<b>45</b>	<b>19</b>	<b>16 14</b>	<b>6</b>	<b>11</b>	<b>86</b>

**Halftime:** San Diego State 38, Santa Clara 22. **FG %:** San Diego State 53.0, Santa Clara 27.7. **3FG%:** San Diego State 36.4, Santa Clara 21.1. **FT%:** Santa Clara 81.3, San Diego State 47.1. **Officials:** David Hall, Mark Reischling, Larry Spaulding. **Technical:** None.



# Game 4

San Diego State 62  
Fresno State 58

Nov. 23, 2009 ♦ Fresno, Calif.  
Save Mart Center ♦ Att.: 8,041

FRESNO, Calif. - SDSU stayed perfect in West Coast Classic action and earned its first road victory of the season with its 62-58 win over Fresno State.

Billy White continued his stellar play of late by connecting on 8-of-10 field goals en route to a season-high 22 points, with 18 coming in the second half. The junior also grabbed a team-best eight rebounds, including six on the offensive end. Tyrone Shelley, meanwhile, contributed 17 points and six rebounds.

In the first half, it looked as if the Aztecs would run away with the game, jumping out to an 8-0 lead. That proved to be not the case as the Bulldogs methodically chipped away and pulled even at 16 with 9:40 left in the period thanks to eight straight Fresno State points, including a pair of three-pointers by Mike Ladd.

Soon after the Bulldogs evened the score, SDSU answered with a 7-2 run to pull ahead by five, but Fresno State outscored the visitors, 11-2, to go into the half up, 29-25.

Right out of the gate in the second half, Sylvester Seay gave the Bulldogs their biggest lead of the game at 31-25. The Aztecs, however, hung around and took a 35-33 lead after Shelley made a three. The game was back-and-forth for the rest of the half with neither team enjoying a lead of more than five points.

With under a minute to play in regulation, the game was tied at 58, but all that changed as White continued to punish the Bulldogs on the offensive glass. After a D.J. Gay miss, White grabbed the rebound and was fouled on the putback. The junior knocked down both attempts, giving SDSU a 60-58 lead. After a Fresno State miss on the other end, the Bulldogs were forced to foul Shelley, who calmly made both free throws with under three seconds to play to give the Aztecs the win.

SDSU	MP	FG	3FG	FT	R	F	A TO	B	S	TP
Thomas	*23	0-1	0-0	3-6	3	3	1 2	0	2	3
Leonard	*24	2-9	0-3	1-2	7	3	0 0	1	3	5
White	*35	8-10	0-0	6-6	8	0	1 2	0	1	22
Shelley	*31	5-12	4-8	3-3	6	2	2 4	0	0	17
Gay	*37	2-12	2-9	0-0	6	2	6 1	0	1	6
Carlwell	21	2-2	0-0	0-0	2	2	0 0	0	0	4
Tapley	6	0-2	0-1	0-0	0	2	0 1	0	0	0
Davis	23	2-7	1-4	0-0	2	0	1 2	0	1	5
Team					2					
<b>Totals</b>	<b>200</b>	<b>21-55</b>	<b>7-25</b>	<b>13-17</b>	<b>36</b>	<b>14</b>	<b>11 12</b>	<b>1</b>	<b>8</b>	<b>62</b>

FS	MP	FG	3FG	FT	R	F	A TO	B	S	TP
George	*40	5-11	0-2	2-2	4	2	5 6	0	2	12
Seay	*31	3-10	0-4	2-2	1	5	2 1	1	3	8
Smith	*26	8-11	0-0	0-2	10	2	1 1	1	1	16
Ladd	*39	5-11	4-6	0-0	3	1	2 0	0	1	14
Sperling	*11	1-1	0-0	0-1	1	1	2 0	0	0	2
Shepp	31	1-4	1-4	0-0	5	0	6 4	0	0	3
Golubovic	22	1-3	0-2	1-1	2	4	0 1	0	0	3
Team					3					
<b>Totals</b>	<b>200</b>	<b>24-51</b>	<b>5-18</b>	<b>5-8</b>	<b>29</b>	<b>15</b>	<b>18 14</b>	<b>2</b>	<b>7</b>	<b>58</b>

**Halftime:** Fresno State 29, San Diego State 25. **FG %:** Fresno State 47.1, San Diego State 38.2. **3FG%:** San Diego State 28.0, Fresno State 27.8. **FT%:** San Diego State 76.5, Fresno State 62.5. **Officials:** Randy McCall, Tom O'Neil, Mike Reed. **Technical:** None.



# Game 5

Pacific 71  
San Diego State 63

Nov. 25, 2009 ♦ Stockton, Calif.  
Spanos Center ♦ Att.: 2,705

STOCKTON, Calif. - San Diego State fell behind late in the first half, cut the lead to three in the second half, but could not complete the comeback as it fell at Pacific, 71-63, in the third game of the West Coast Classic.

The Tigers held a lead for nearly the first 15 minutes of the first half until Billy White's layup gave the Aztecs a 22-21 lead. Both teams traded points over the next 1:24, including Tyrone Shelley's three to put SDSU up 28-27 with 4:27 to go.

The Aztec advantage was short-lived, however, as the Tigers blitzed the visitors with numerous run-outs that were converted for layups or dunks. With Pacific ahead by one on a Nyika Williams layup, Williams found himself on a fast break with Brian Carlwell trailing the play. As the SDSU center went to block the shot, he hit the backboard and was assessed a technical foul. With the basket allowed, the Tigers hit the two technical free throws and Pacific was well on its way to closing out the first half on a 15-1 run and a 42-29 lead.

In the second half, the Aztecs came out aggressive and cut the UOP lead to four, 52-48, with 8:38 to go, but gave up a 6-0 Tiger spurt. San Diego State roared back again, this time cutting its deficit to three at 61-58 with 4:29 to play, but immediately gave up a dunk and a layup within a span of 18 seconds. SDSU would not get closer than six points the rest of the way as Pacific emerged with the eight-point win.

For the second straight game, White posted a 20-point effort, this time finishing with 20 points and knocking down his first two three-pointers of his career. D.J. Gay and Tyrone Shelley, meanwhile, contributed 11 and 10 points, respectively.

SDSU	MP	FG	3FG	FT	R	F	A TO	B	S	TP
Thomas	*37	2-7	0-0	4-8	8	3	0 1	1	1	8
Leonard	*31	1-5	0-3	4-4	3	3	2 2	0	0	6
White	*32	8-14	2-2	2-2	4	4	1 0	1	2	20
Shelley	*27	4-7	2-4	0-0	2	2	0 2	0	1	10
Gay	*26	5-10	1-4	0-0	2	1	1 2	0	3	11
Williams	3	0-1	0-1	0-0	0	0	0 0	0	0	0
Carlwell	8	0-1	0-0	0-0	3	3	0 1	0	0	0
Horton	1	0-0	0-0	0-0	0	0	0 0	0	0	0
Tapley	18	2-4	1-3	0-0	4	2	3 1	0	0	5
Davis	17	1-4	1-3	0-1	0	4	2 1	0	0	3
Team					3					
<b>Totals</b>	<b>200</b>	<b>23-53</b>	<b>7-20</b>	<b>10-15</b>	<b>29</b>	<b>22</b>	<b>9 10</b>	<b>2</b>	<b>7</b>	<b>63</b>

UOP	MP	FG	3FG	FT	R	F	A TO	B	S	TP
Ford	*31	3-5	0-0	0-0	9	4	5 3	1	1	6
Nunnally	*22	4-7	0-0	1-3	5	2	0 2	0	0	9
Willard	*24	2-5	0-1	3-4	5	4	0 0	0	0	7
Neufville	*28	3-6	0-1	0-0	0	1	3 1	0	1	6
Smith	*35	6-10	2-3	2-4	5	0	0 1	0	1	16
Young	12	1-3	0-0	2-2	1	0	2 2	0	1	4
Eveland	19	0-3	0-2	1-2	3	0	2 2	0	2	1
Huddleston	14	2-5	2-5	4-4	0	3	0 0	0	0	10
Williams	15	4-5	0-0	4-4	3	2	0 0	0	1	12
Team					4					
<b>Totals</b>	<b>200</b>	<b>24-51</b>	<b>5-18</b>	<b>5-8</b>	<b>29</b>	<b>15</b>	<b>18 14</b>	<b>2</b>	<b>7</b>	<b>58</b>

**Halftime:** Pacific 42, San Diego State 29. **FG %:** Pacific 51.0, San Diego State 43.4. **3FG%:** San Diego State 35.0, Pacific 33.3. **FT%:** Pacific 73.9, San Diego State 66.7. **Officials:** Duane Allen, Newton Chellette, Martin Cota. **Technical:** Brian Carlwell - San Diego State.



# Game 6

San Diego State 89  
Northern Arizona 48

Nov. 28, 2009 ♦ San Diego, Calif.  
Viejas Arena ♦ Att.: 4,390

SAN DIEGO - SDSU stopped its losing streak at one and thoroughly beat Northern Arizona at home, 89-48, in the final game of the West Coast Classic.

Six players scored in double figures for the Aztecs, including Malcolm Thomas, who had his first double-double at SDSU after finishing with 21 points and 10 rebounds. Kawhi Leonard also notched his first career double-double with 10 points and 10 boards. Meanwhile, Tyrone Shelley had 17 points, Billy White added 12 and Chase Tapley and D.J. Gay each had 11.

The game was nearly over before it started as San Diego State jumped out to a 23-2 lead and never looked back. Northern Arizona, which got its two points on free throws less than 1:30 into the game, made its first field goal, a three-pointer, with 11:35 remaining in the first half. In fact, the Lumberjacks didn't reach double digits until Cameron Jones drilled a jumper with 6:23 left in the first half. At the end of one period, the Aztecs enjoyed a 45-18 lead.

After halftime, NAU trimmed its deficit to 26 points after four minutes of action, but would not get any closer. San Diego State continued to get easy looks as the game progressed and the lead eventually swelled to as many as 45 in the final minutes.

The 41-point margin of victory was the third-largest in school history and was due mostly in part to the Aztecs dominance in points in the paint (60-16), points off turnovers (28-4), second-chance points (23-10) and fastbreak points (23-0).

Cameron Jones and DeAngelo Jones led the Lumberjacks with 12 and 10 points, respectively.

NAU	MP	FG	3FG	FT	R	F	A TO	B	S	TP
Jones, D.	*25	2-8	0-3	6-6	3	1	0 1	0	1	10
Lepley	*10	0-1	0-0	0-0	2	5	0 2	1	0	0
Jones, C.	*36	4-11	0-3	4-4	3	2	1 4	0	2	12
Rogers	*30	1-9	1-6	0-0	4	1	1 3	0	1	3
Saldivar	*18	2-4	2-4	0-0	1	3	0 0	0	0	6
Dunn	5	0-2	0-0	2-2	0	0	0 1	0	0	2
Olubuyi	22	1-3	0-1	0-1	1	2	1 2	0	1	2
Flores	9	0-1	0-1	0-0	0	1	0 0	0	0	0
Larson	31	1-6	0-4	6-6	5	1	3 3	0	0	8
Wallace	14	2-4	1-2	0-0	1	4	0 0	0	0	5
Team					3					
<b>Totals</b>	<b>200</b>	<b>13-49</b>	<b>4-24</b>	<b>18-19</b>	<b>23</b>	<b>20</b>	<b>6 16</b>	<b>1</b>	<b>5</b>	<b>48</b>

SDSU	MP	FG	3FG	FT	R	F	A TO	B	S	TP
Thomas	*27	10-11	0-0	1-3	10	2	3 0	1	1	21
White	*17	4-4	0-0	4-4	2	2	1 3	1	2	12
Tapley	*22	5-7	1-3	0-0	2	1	5 0	0	1	11
Gay	*25	1-4	0-2	1-2	6	1	7 1	0	0	3
Davis	*17	3-7	1-5	4-6	2	3	0 1	0	1	11
Williams	7	0-2	0-0	0-0	0	1	0 0	0	0	0
Shelley	19	8-10	1-3	0-2	1	2	2 0	0	4	17
Carlwell	23	1-4	0-0	0-1	4	4	0 1	0	0	2
Horton	10	0-1	0-1	1-2	1	1	0 0	1	1	1
Leonard	29	4-13	0-2	2-2	10	2	1 1	1	2	10
Deutchman	4	0-1	0-0	1-2	1	0	0 0	0	0	2
Team					4					
<b>Totals</b>	<b>200</b>	<b>36-64</b>	<b>3-16</b>	<b>14-24</b>	<b>43</b>	<b>19</b>	<b>7 3</b>	<b>12</b>	<b>8</b>	<b>89</b>

**Halftime:** San Diego State 45, Northern Arizona 18. **FG %:** San Diego State 56.3, Northern Arizona 26.5. **3FG%:** San Diego State 18.8, Northern Arizona 16.7. **FT%:** Northern Arizona 94.7, San Diego State 58.3. **Officials:** Scott Thornley, Winston Stith, Shawn Lehig. **Technical:** None.



# Game 7

San Diego State 69  
San Diego 62 (ot)

Dec. 2, 2009 ♦ San Diego, Calif.  
Jenny Craig Pavilion ♦ Att.: 4,662

SAN DIEGO - San Diego State won its fourth straight in the series and second in a row on the San Diego campus as the Aztecs defeated the Toreros in overtime, 69-62.

SDSU emerged with its second consecutive decision on USD soil since claiming back-to-back road wins on Dec. 9, 1967 and Feb. 3, 1970. The four-game winning streak, meanwhile, is San Diego State's longest since the early 1980s.

D.J. Gay improved his personal record to 3-0 vs. San Diego and enjoyed a career day as he finished with a career-high 22 points. Gay, who played 41 minutes, also connected on a season-high four three-pointers and a career-best six free throws.

Joining Gay in the double-figure scoring column was Tyrone Shelley, who finished with 10 points, six rebounds, three assists, three blocks and three steals.

The game had a promising start for the Aztecs as they opened the contest with a 6-0 lead that eventually swelled to 15-7 mid-way through the period. USD, however, answered with a 21-12 run to end the half to go into the locker room up, 28-27.

After regrouping, San Diego State scored the first 13 points of the second half to open up a 12-point lead. But like the first 20 minutes, the Toreros stormed back and responded with a 21-8 run to give the home-standing club a 49-48 lead, which eventually turned into a 52-40 draw at the end of regulation.

In the extra session, it was all Aztecs early again as they scored the first eight points. San Diego never got closer than five points the rest of the way and Gay made five of his six free throws en route to seven points in overtime to seal the game for SDSU.

SDSU	MP	FG	3FG	FT	R	F	A	T	O	B	S	TP
Thomas	*38	4-8	0-0	0-0	10	4	0	0	1	1	8	
Leonard	*37	4-7	0-1	0-1	7	1	2	2	0	2	8	
White	*43	4-5	0-1	0-3	9	3	1	3	2	2	8	
Shelley	*30	3-9	0-4	4-4	6	0	3	1	3	3	10	
Gay	*41	6-14	4-8	6-8	1	2	1	2	0	0	22	
Carlwell	4	0-0	0-0	0-0	0	3	0	2	0	0	0	
Tapley	15	3-5	0-2	0-0	2	1	0	1	0	0	6	
Davis	17	2-3	1-2	2-2	1	1	1	2	0	0	7	
Team					2							
<b>Totals</b>	<b>225</b>	<b>26-51</b>	<b>5-18</b>	<b>12-18</b>	<b>38</b>	<b>15</b>	<b>8</b>	<b>13</b>	<b>6</b>	<b>8</b>	<b>69</b>	

USD	MP	FG	3FG	FT	R	F	A	T	O	B	S	TP
Lewis	*35	2-9	1-4	0-2	6	2	1	0	0	1	5	
Mafra	*18	2-6	0-0	1-1	3	2	0	1	1	0	5	
Johnson	*42	6-13	4-8	5-6	2	1	1	3	0	1	21	
Dorr	*34	5-8	3-6	0-0	3	5	1	0	0	1	13	
Jackson	*41	3-10	2-4	2-2	1	3	5	1	0	4	10	
Ginty	8	1-3	1-2	0-0	0	0	1	0	0	0	3	
McCullum	11	0-3	0-1	0-0	0	0	2	1	0	1	0	
Houston	32	2-9	0-0	1-2	11	1	0	3	1	0	5	
Manresa	4	0-0	0-0	0-0	1	2	0	0	0	0	0	
Team					6							
<b>Totals</b>	<b>225</b>	<b>21-61</b>	<b>11-25</b>	<b>9-13</b>	<b>33</b>	<b>16</b>	<b>11</b>	<b>11</b>	<b>2</b>	<b>8</b>	<b>62</b>	

Halftime: San Diego 28, San Diego State 27. End of Regulation: San Diego State 52, San Diego 52. FG %: San Diego State 51.0, San Diego 34.4. 3FG%: San Diego 44.0, San Diego State 27.8. FT%: San Diego 69.2, San Diego State 66.7. Officials: Mark Reischling, Frank Harvey, Milt Stowe. Technicals: None.



# Game 8

San Diego State 69  
UC Santa Barbara 61

Dec. 5, 2009 ♦ Santa Barbara, Calif.  
The Thunderdome ♦ Att.: 2,513

SANTA BARBARA, Calif. - San Diego State had four players score in double figures and shot over 50 percent from the field for the third straight game as it downed UC Santa Barbara on the road, 69-61, at The Thunderdome.

Tyrone Shelley led the Aztecs with 17 points and eight rebounds, while Malcolm Thomas added 15 points. Kawhi Leonard and D.J. Gay, meanwhile, scored 13 apiece with Leonard also grabbing a game-high nine rebounds.

On multiple occasions, San Diego State looked as if it was going to run away with the game. First, the Aztecs opened up a 21-9 lead only to have UCSB answer with a 15-7 run to end the half, which cut the SDSU lead to 28-26 at halftime.

Coming out of the break, San Diego State went on a 17-5 run to open the second half and increase its lead to 41-31. But like the first half, the Gauchos put together a 21-12 scoring effort to get within one at 53-52 with 9:46 to play.

Less than three minutes later, SDSU went up again, this time by a score of 62-53, but UC Santa Barbara stormed back once more. The Gauchos got to within 62-59 with 1:32 left in the game thanks to six unanswered points.

In the end, San Diego State, however, did what it could not do throughout the game as it stopped the UCSB attack in the final minutes. The Aztecs closed the game on a 7-2 run to provide the final margin and emerge with the eight-point win.

SDSU	MP	FG	3FG	FT	R	F	A	T	O	B	S	TP
Thomas	*36	6-9	0-0	3-5	4	3	3	1	1	0	15	
Leonard	*31	6-9	1-3	0-0	9	3	2	1	2	0	13	
White	*23	1-2	0-0	2-2	3	4	1	3	0	1	4	
Shelley	*29	7-12	1-4	2-5	8	0	2	1	0	2	17	
Gay	*33	4-8	3-5	2-3	1	1	1	7	0	0	13	
Carlwell	15	2-2	0-0	0-1	3	2	1	1	2	0	4	
Tapley	22	1-5	0-2	1-2	1	1	0	0	0	1	3	
Davis	11	0-6	0-6	0-0	1	3	1	2	0	0	0	
Team					5							
<b>Totals</b>	<b>200</b>	<b>20-56</b>	<b>4-12</b>	<b>14-20</b>	<b>36</b>	<b>16</b>	<b>7</b>	<b>14</b>	<b>2</b>	<b>6</b>	<b>58</b>	

UCSB	MP	FG	3FG	FT	R	F	A	T	O	B	S	TP
Serna	*23	1-4	0-0	2-2	3	4	1	2	0	1	4	
Phippen	*19	1-4	0-1	1-2	3	1	0	0	0	0	3	
Nunnally	*17	1-7	0-2	2-2	2	4	1	1	0	1	4	
Brew, W.	*23	2-6	1-2	0-0	5	2	3	2	0	2	5	
Johnson	*29	2-6	1-3	5-10	3	1	0	2	0	1	10	
Brew, C.	18	4-6	0-0	3-4	2	0	1	1	0	3	11	
Weiner	3	1-1	0-0	0-0	0	0	0	0	0	0	1	
Roemer	4	0-0	0-0	0-0	0	0	0	0	0	0	0	
Joyner	19	0-2	0-1	0-0	3	1	3	2	0	0	0	
Devenny	12	0-1	0-0	2-2	3	0	1	0	0	0	2	
Pastorek	5	0-1	0-0	0-0	1	1	0	0	0	0	0	
Powell	23	7-13	6-9	0-0	3	3	1	1	0	0	20	
Somogyi	5	0-0	0-0	0-0	1	0	0	1	0	0	0	
Team					5							
<b>Totals</b>	<b>200</b>	<b>28-65</b>	<b>13-29</b>	<b>11-15</b>	<b>40</b>	<b>18</b>	<b>17</b>	<b>10</b>	<b>10</b>	<b>9</b>	<b>80</b>	

Halftime: San Diego State 28, UC Santa Barbara 26. FG %: San Diego State 50.9, UC Santa Barbara 37.3. 3FG%: UC Santa Barbara 44.4, San Diego State 25.0. FT%: UC Santa Barbara 68.2, San Diego State 55.6. Officials: Dick Cartmell, Mike Scyphers, Newton Chelette. Technicals: None.



# Game 9

San Diego State 82  
Cal State Fullerton 68

Dec. 9, 2009 ♦ San Diego, Calif.  
Viejas Arena ♦ Att.: 4,774

SAN DIEGO - Despite allowing Cal State Fullerton to shoot a higher percentage from the field and from three-point distance, San Diego State still managed to defeat the Titans, 82-68, to record its fourth straight victory.

The Aztecs outrebounded the visiting Big West school, 41-25, and Kawhi Leonard almost single-handedly outrebounded their entire squad. The freshman enjoyed a fantastic game grabbing a game-high 18 rebounds, scoring a career-high 23 points and adding a personal-best five assists. The double-double was his second of his career and second in his last four games.

Out of the gate, SDSU raced out to a 14-7 lead, but Fullerton cut the lead to three less than two minutes later. The Aztecs, however, closed the half on a strong note thanks to a 14-6 run and finished the opening 20 minutes with a 41-25 advantage.

In the second half, the Aztecs continued its offensive assault and extended their lead to 22 points at 58-36 with 12:39 left in the game. A 10-4 Titan run later in the game brought the visitors to within 13 with just under seven minutes to play, but that would be as close as Fullerton would get the rest of the way.

In addition to Leonard, three other Aztecs scored in double figures. Billy White had 14 points, while Chase Tapley and Brian Carlwell each had 10. Carlwell's 10 marked a career high.

For the game, Cal State Fullerton shot 51.1 percent from the field and 52.9 from three. On the flip side, SDSU shot 50.8 from the floor and 50.0 from behind the arc.

CSF	MP	FG	3FG	FT	R	F	A	T	O	B	S	TP
Anderson	*26	1-3	0-0	0-0	4	2	1	5	0	1	2	
Johnson	*28	7-13	2-2	3-3	5	5	0	2	0	1	19	
Webster	*24	4-6	0-0	0-0	5	3	0	2	3	1	8	
Thompson	*12	3-4	1-1	0-0	3	2	1	1	0	0	7	
Streeter	*24	3-4	1-2	5-5	1	1	2	2	0	0	12	
Peltier	27	4-12	3-9	0-0	1	3	2	0	0	0	11	
McGuire	16	0-2	0-0	0-0	1	1	3	3	0	0	0	
Chin	30	2-3	2-3	3-5	3	4	5	2	0	0	9	
Robinson	3	0-0	0-0	0-0	0	0	0	1	0	0	0	
Miller	3	0-0	0-0	0-0	0	1	0	0	0	0	0	
Guisse	7	0-0	0-0	0-0	1	1	0	0	0	1	0	
Team					1					1		
<b>Totals</b>	<b>200</b>	<b>24-47</b>	<b>9-17</b>	<b>11-13</b>	<b>25</b>	<b>23</b>	<b>14</b>	<b>19</b>	<b>3</b>	<b>4</b>	<b>68</b>	

SDSU	MP	FG	3FG	FT	R	F	A	T	O	B	S	TP
Thomas	*25	3-12	0-0	3-7	7	2	0	0	1	0	9	
Leonard	*38	9-17	0-3	5-10	18	2	5	2	1	2	23	
White	*28	6-7	1-1	1-5	5	3	4	5	0	2	14	
Shelley	*24	2-5	1-2	0-3	2	2	1	3	0	2	5	
Gay	*33	3-7	2-4	0-0	0	1	4	0	0	2	8	
Williams	3	0-0	0-0	0-0	0	1	0	0	0	0	0	
Carlwell	17	3-3	0-0	4-7	4	3	0	0	0	0	10	
Horton	1	0-1	0-0	0-0	0	0	0	0	0	0	0	
Tapley	26	4-8	2-3	0-0	2	1	4	1	1	1	10	
Shelton	5	1-1	1-1	0-0	0	0	2	2	0	0	3	
Team					3							
<b>Totals</b>	<b>200</b>	<b>31-61</b>	<b>7-14</b>	<b>13-32</b>	<b>41</b>	<b>15</b>	<b>20</b>	<b>13</b>	<b>3</b>	<b>9</b>	<b>82</b>	

Halftime: San Diego State 41, Cal State Fullerton 25. FG %: Cal State Fullerton 51.1, San Diego State 50.8. 3FG%: Cal State Fullerton 52.9, San Diego State 50.0. FT%: Cal State Fullerton 84.6, San Diego State 40.6. Officials: Mike Scyphers, Tony Padilla, Bobby McRoy. Technicals: None.



# Game 10

San Diego State 63  
Arizona 46

Dec. 12, 2009 ♦ San Diego, Calif.  
Viejas Arena ♦ Att.: 12,414

SAN DIEGO - San Diego State had lost seven straight to Arizona and had not beaten the school since 1983, but all of that changed when the Aztecs beat the Wildcats in convincing fashion, 63-46, in front of a sellout crowd of 12,414 at Viejas Arena.

Freshman Kawhi Leonard led all players with 13 points and 12 rebounds, his second double-double in as many games, and D.J. Gay added 12 points for the homestanding Aztecs.

San Diego State scored the first five points of the game and never looked back. In the first nine minutes of the game, Arizona managed to tie the score on two different occasions, but the Aztecs had an answer each time. With the score knotted at 14, SDSU scored nine unanswered points and closed the half on a 17-6 run to enter the locker room ahead, 33-20.

The Aztecs enjoyed a double-figure lead thanks in large part to the effort of Leonard, who had nine rebounds, including seven on the offensive side. In contrast, the Wildcats only had 15 total rebounds to their credit and just five off the offensive glass.

In the second half, it was all San Diego State as the Aztecs never allowed their lead to shrink to single digits. Arizona got to within 11 with 18:12 left in regulation, but that was all the visitors had left in the tank as SDSU cruised to the 17-point victory.

The win was San Diego State's fifth in a row and 10 straight at home. The Aztecs never trailed and it extended their streak to 153 minutes, 3 seconds without facing a deficit at home.

Arizona's 46 points, meanwhile, was its lowest scoring output since netting 41 on March 15, 1985, a streak which covered 801 games.

ARIZ	MP	FG	3FG	FT	R	F	A TO	B	S	TP
Williams	*31	4-9	0-0	5-6	9	3	1 3	2	1	13
Home	*32	3-11	0-4	0-2	5	2	0 3	0	1	6
Hill	*33	1-3	0-0	0-0	2	0	2 3	0	0	2
Wise, N.	*32	2-9	0-2	0-0	1	1	4 2	0	1	4
Fogg	*24	1-4	1-1	0-0	3	2	3 0	0	0	3
Natyzhko	8	1-3	0-1	0-0	0	3	0 2	0	0	2
Judkins	7	0-0	0-0	0-0	1	1	0 1	0	0	0
Jones	21	4-6	1-2	2-4	0	1	0 0	0	1	11
Wise, D.	1	0-0	0-0	0-0	0	0	0 0	0	0	0
Shumpert	1	0-0	0-0	2-2	1	0	0 0	0	0	2
Jacobson	10	0-0	0-0	3-4	0	1	0 2	0	0	3
Team					3					
<b>Totals</b>	<b>200</b>	<b>16-45</b>	<b>2-10</b>	<b>12-18</b>	<b>25</b>	<b>14</b>	<b>10 16</b>	<b>2</b>	<b>4</b>	<b>46</b>

SDSU	MP	FG	3FG	FT	R	F	A TO	B	S	TP
Thomas	*32	2-	80-0	2-4	5	4	1 3	3	2	6
Leonard	*35	6-14	1-3	0-0	12	3	2 3	0	1	13
White	*29	3-4	1-1	0-0	2	3	0 4	2	0	7
Shelley	*23	4-8	0-2	1-1	4	2	1 3	3	3	9
Gay	*33	5-11	1-4	1-1	1	1	2 2	0	2	12
Carlwell	12	2-3	0-0	1-2	4	2	0 1	0	0	5
Tapley	19	1-2	0-1	0-0	3	0	0 0	2	1	2
Shelton	7	1-3	0-1	0-0	4	2	2 0	0	0	2
Davis	10	3-3	1-1	0-1	1	3	0 2	0	1	7
Team					2					
<b>Totals</b>	<b>200</b>	<b>27-56</b>	<b>4-13</b>	<b>5-9</b>	<b>38</b>	<b>20</b>	<b>8 19</b>	<b>10</b>	<b>10</b>	<b>63</b>

Halftime: San Diego State 33, Arizona 20. FG %: San Diego State 48.2, Arizona 35.6. 3FG%: San Diego State 30.8, Arizona 20.0. FT%: Arizona 66.7, San Diego State 55.6. Officials: Mike Littlewood, Bruce Hicks, Ruben Ramos. Technicals: None.



# Game 11

Arizona State 55  
San Diego State 52

Dec. 19, 2009 ♦ Tempe, Ariz.  
Wells Fargo Arena ♦ Att.: 10,055

TEMPE, Ariz. - San Diego State had its season-long five-game winning streak snapped at Arizona State as the Sun Devils hung on for the 55-52 victory at Wells Fargo Arena.

The Aztecs held a lead for much of the first half, but turnovers prevented them from blowing the game open. SDSU had 12 miscues in the first 20 minutes of play, which kept ASU in the game, and only Chase Tapley had more than five points (10 points) for the Aztecs. All of the above allowed the Sun Devils to hang around until the final three minutes when they blitzed San Diego State with a 10-2 run to go into halftime ahead, 28-22.

Arizona State's match-up zone defense gave SDSU fits all afternoon, including the first 6:30 of the second half. The Sun Devils stopped nearly every Aztec offensive possession en route to a 14-4 run to increase their lead to 42-26. In fact, ASU increased its advantage to 18 points with just under 11 minutes left in regulation.

San Diego State finally found its offensive rhythm shortly after its deficit grew to 18 as it went on an 11-0 spurt in large part to Billy White, who had six of the 11 points, to come within 46-39. Arizona State, however, answered with a Derek Glasser jumper and a Jamelle McMillan three to get their lead back to 12 with 5:44 left.

The Aztecs were not done by any means as Chase Tapley and D.J. Gay scored 12 straight points to get SDSU to within one point, 53-52, with 13 seconds remaining in regulation. Following a San Diego State foul and two ASU free throws, the Aztecs called timeout to set up a final play, but Gay's game-tying three-point attempt was off the mark as the Aztecs fell for the first time in six games.

Tapley led SDSU with a career-high 17 points, while Gay added 10.

SDSU	MP	FG	3FG	FT	R	F	A TO	B	S	TP
Thomas	*30	2-5	0-1	1-2	10	3	2 3	1	1	5
Leonard	*36	1-4	0-0	4-6	11	3	1 6	1	1	6
White	*32	3-8	0-2	2-4	10	2	0 1	2	0	8
Shelley	16	0-1	0-1	0-0	3	2	0 4	0	1	0
Gay	*35	3-12	2-6	2-2	2	3	3 0	0	2	10
Carlwell	8	1-1	0-0	0-0	1	3	0 2	0	0	2
Tapley	23	7-10	1-3	2-2	2	0	2 4	0	2	17
Shelton	7	0-0	0-0	0-0	0	1	0 0	0	0	0
Davis	13	1-3	0-2	2-3	0	3	1 3	0	0	4
Team					2					
<b>Totals</b>	<b>200</b>	<b>18-44</b>	<b>3-15</b>	<b>13-19</b>	<b>41</b>	<b>19</b>	<b>10 24</b>	<b>4</b>	<b>7</b>	<b>52</b>

ASU	MP	FG	3FG	FT	R	F	A TO	B	S	TP
Kuksiks	*31	3-14	2-10	4-5	3	4	0 2	0	2	12
Boateng	*20	1-2	0-0	1-5	9	4	0 1	0	0	3
Abbott	*33	4-8	3-6	0-1	2	3	2 0	0	2	11
McMillan	*38	4-9	2-4	2-2	3	4	3 3	1	4	12
Glasser	*36	3-9	1-4	4-4	0	0	5 2	0	3	11
Rudd	3	0-1	0-1	0-0	0	0	0 0	0	0	0
Lockett	20	1-2	0-1	0-1	0	2	0 3	0	2	2
Rohde	19	2-4	0-0	0-1	4	3	0 1	0	0	4
Team					5					
<b>Totals</b>	<b>200</b>	<b>18-49</b>	<b>8-26</b>	<b>11-19</b>	<b>26</b>	<b>20</b>	<b>10 12</b>	<b>1</b>	<b>13</b>	<b>55</b>

Halftime: Arizona State 28, San Diego State 22. FG %: San Diego State 40.9, Arizona State 36.7. 3FG%: Arizona State 30.8, San Diego State 20.0. FT%: San Diego State 68.4, Arizona State 57.9. Officials: Verne Harris, Chris Raslatter, James Giron. Technicals: None.



# Game 12

San Diego State 76  
Drake 73 (ot)

Dec. 22, 2009 ♦ Des Moines, Iowa  
Knapp Center ♦ Att.: 4,012

DES MOINES, Iowa - San Diego State let a five-point halftime lead slip away and then rallied from eight down in the second half as the Aztecs defeated Drake on the road, 76-73, in overtime in the inaugural Mountain West-Missouri Valley Challenge.

The victory marked SDSU's ninth straight overtime decision, which extended the nation's longest such streak.

Much like the Aztecs' overtime win at San Diego earlier in the season, D.J. Gay made his mark in the extra session. With San Diego State up, 75-73, Drake's Craig Stanley drove to the hoop and the 6-0 Gay notched his first blocked shot of the season with two seconds left to preserve SDSU's lead. After a Bulldog foul, Tyrone Shelley, who earlier in overtime knocked down two free throws, made one of two attempts to provide the final margin.

In the first half, it looked as if the Aztecs were going to have no trouble earning their ninth victory of the season after Gay and Kelvin Davis enjoyed perfect halves. Gay had eight points on a perfect 3-for-3 shooting (2-2 3FG), while Davis came off the bench to contribute 10 points after connecting on all three of his three-point attempts.

In the second half, however, Drake used a 12-0 run to move ahead by eight points with 6:08 left. But SDSU responded with a 12-4 spurt to end the half and the Bulldogs went 2-for-7 from the charity stripe as regulation ended in a 66 tie before moving to OT.

Gay led all scorers with 18 points, while Davis and Billy White each scored 16. Kawhi Leonard, meanwhile, added 14 points and a game-high 11 boards.

SDSU	MP	FG	3FG	FT	R	F	A TO	B	S	TP
Thomas	*32	2-6	0-0	2-4	8	3	2 3	0	0	6
Leonard	*32	4-7	0-1	6-6	11	5	1 3	0	1	14
White	*34	7-11	0-0	2-4	9	2	1 3	1	2	16
Tapley	*20	0-5	0-3	0-0	2	1	2 0	0	0	0
Gay	*39	7-10	4-5	0-0	1	2	3 2	1	1	18
Shelley	*24	0-4	0-2	3-4	5	2	0 1	0	1	3
Carlwell	5	0-1	0-0	0-0	0	0	0 1	0	0	0
Shelton	16	0-0	0-0	3-4	2	2	0 0	0	0	3
Davis	23	5-9	5-8	1-2	0	1	1 1	1	0	16
Team					2					
<b>Totals</b>	<b>225</b>	<b>25-53</b>	<b>9-19</b>	<b>17-24</b>	<b>40</b>	<b>18</b>	<b>10 15</b>	<b>3</b>	<b>5</b>	<b>76</b>

DU	MP	FG	3FG	FT	R	F	A TO	B	S	TP
Simons	*20	3-6	1-2	0-0	2	1	1 1	0	0	7
Templeton	*28	3-5	2-4	2-2	5	5	1 1	0	1	10
VanDeest	*29	2-6	0-0	0-2	7	4	1 1	1	1	4
Wedel	*35	4-12	3-9	0-0	3	1	3 1	0	1	11
Young	*39	5-12	2-4	5-10	4	5	2 1	0	1	17
Hawley	16	3-5	1-2	1-2	1	0	0 1	0	1	8
Stanley	32	4-5	1-1	4-5	1	2	3 2	0	1	13
Wiseler	8	0-2	0-1	0-0	0	0	1 1	0	0	0
Eaddy	12	1-1	1-1	0-0	0	2	2 0	0	0	3
Uhlenhopp	6	0-0	0-0	0-0	1	0	0 0	0	0	0
Team					2					
<b>Totals</b>	<b>225</b>	<b>25-54</b>	<b>11-24</b>	<b>12-21</b>	<b>26</b>	<b>20</b>	<b>14 10</b>	<b>1</b>	<b>6</b>	<b>73</b>

Halftime: San Diego State 36, Drake 31. End of Regulation: San Diego State 66, Drake 66. FG %: San Diego State 47.2, Drake 46.3. 3FG%: San Diego State 47.4, Drake 45.8. FT%: San Diego State 70.8, Drake 57.1. Officials: David Hall, Randy McCall, John Higgins. Technicals: Malcolm Thomas - San Diego State, Josh Young - Drake.

**Season/Career Highs**

<b>Points</b>	Career 6 vs. UCSD (11-14-09)
<b>Rebounds</b>	Career 7 vs. UCSD (11-14-09)
<b>Assists</b>	Career 1 vs. UCSD (11-14-09) 1 vs. Santa Clara (11-16-09)
<b>Field Goals</b>	Career 3 vs. UCSD (11-14-09)
<b>Field Goals Attempted</b>	Career 4 vs. UCSD (11-14-09)
<b>Three-Point Field Goals</b>	Career --
<b>Three-Point FG Attempted</b>	Career 1 at Saint Mary's (11-16-09) 1 at Pacific (11-25-09)
<b>Free Throws</b>	Career 1 vs. Santa Clara (11-19-09)
<b>Free Throws Attempted</b>	Career 2 vs. Santa Clara (11-19-09)
<b>Steals</b>	Career --
<b>Blocked Shots</b>	Career --
<b>Minutes Played</b>	Career 21 vs. UCSD (11-14-09)

# 0 • Alec Williams

**Forward • 6-6 • 268 • Freshman • San Juan Capistrano, Calif. (JSerra Catholic High)**



Has seen action in six games this season... Played a career-high 12 minutes in San Diego State's victory over Santa Clara (11-19-09)... Scored a career best six points and had a career-high seven rebounds against UC San Diego (11-14-09)... Has just one turnover in five games and 47 minutes of action this season... Missed the San Diego game (12-2-09) due to an ankle injury.

**2009-10 Game-By-Game Statistics**

Date	Opponent	S	MP	FG-FGA	3FG-FGA	FT-FTA	REB	PF	A	TO	BK	S	TP
N.14	UC San Diego		21	3-4	0-0	0-0	7	3	1	1	0	0	6
N.16	at Saint Mary's		4	0-1	0-1	0-0	0	0	0	0	0	0	0
N.19	Santa Clara		12	0-1	0-0	1-2	0	2	1	0	0	0	1
N.23	at Fresno State						Did Not Play - CD						
N.25	at Pacific		3	0-1	0-1	0-0	0	0	0	0	0	0	0
N.28	Northern Arizona		7	0-2	0-0	0-0	0	1	0	0	0	0	0
D.2	at San Diego						Did Not Play - Injured						
D.5	at UC Santa Barbara						Did Not Play - Injured						
D.9	Cal State Fullerton		3	0-0	0-0	0-0	0	1	0	0	0	0	0
D.12	Arizona						Did Not Play - CD						
D.19	at Arizona State						Did Not Play - CD						
D.22	at Drake						Did Not Play - CD						
D.29	UC Riverside												
D.31	Pomona-Pitzer												
J.5	New Mexico*												
J.9	at Wyoming*												
J.13	at UNLV*												
J.16	TCU*												
J.19	at Utah*												
J.23	BYU*												
J.30	at Colorado State*												
F.2	Air Force*												
F.6	at New Mexico*												
F.10	Wyoming*												
F.13	UNLV*												
F.16	at TCU*												
F.20	Utah*												
F.24	at BYU*												
M.3	Colorado State*												
M.6	at Air Force*												

**► Williams Career Statistics**

Year	G-GS	Min.-Avg.	FG-FGA	Pct.	3P-3PA	Pct.	FT-FTA	Pct.	OR	DR	Reb	Avg.	PF-D	AT	TO	BS	ST	Pts Avg.
09-10	6-0	50-8.3	3-9	.333	0-2	.000	1-2	.500	1	6	7	1.2	7-0	2	1	0	0	7 1.2

**Season/Career Highs**

**Points**

Season 17 at UCSB (12-5-09)  
 17 vs. NAU (11-28-09)  
 17 at Fresno St. (11-23-09)  
 Career 34 vs. CSUN (11-17-07)

**Rebounds**

Season 8 at UCSB (12-5-09)  
 Career 14 at Saint Mary's (1-19-08)  
 14 at CSUB (11-25-07)

**Assists**

Season 3 at San Diego (12-2-09)  
 Career 3 at San Diego (12-2-09)  
 3 vs. Hope Int'l (1-8-08)

**Field Goals**

Season 8 vs. NAU (11-28-09)  
 Career 12 vs. CSUN (11-17-07)

**Field Goals Attempted**

Season 12 at UCSB (12-5-09)  
 12 at Fresno St. (11-23-09)  
 Career 20 at San Francisco (3-3-08)

**Three-Point Field Goals**

Season 4 at Fresno St. (11-23-09)  
 Career 6 vs. CSUN (11-17-07)

**Three-Point FG Attempted**

Season 8 at Fresno St. (11-23-09)  
 Career 11 at San Francisco (3-3-08)

**Free Throws**

Season 4 at San Diego (12-2-09)  
 4 at Saint Mary's (11-16-09)  
 Career 10 vs. LBSU (11-21-07)

**Free Throws Attempted**

Season 6 at Saint Mary's (11-16-09)  
 6 vs. Santa Clara (11-19-09)  
 Career 13 vs. LBSU (11-21-07)

**Steals**

Season 4 vs. NAU (11-28-09)  
 Career 4 vs. NAU (11-28-09)  
 4 vs. Gonzaga (1-14-08)  
 4 at Pacific (12-8-07)  
 4 vs. LBSU (11-21-07)

**Blocked Shots**

Season 3 vs. Arizona (12-12-09)  
 3 at San Diego (12-2-09)  
 Career 4 vs. Gonzaga (1-14-08)

**Minutes Played**

Season 31 at Fresno St. (11-23-09)  
 Career 36 at Gonzaga (2-9-08)  
 36 vs. San Francisco (2-2-08)  
 36 at Saint Mary's (1-19-08)

# 3 • Tyrone Shelley

**Guard • 6-6 • 225 • Sophomore • San Diego, Calif. (Crawford High/Pepperdine)**



Reached double figures in scoring in six consecutive games, which was a career high until the streak was broken vs. Cal State Fullerton (12-9-09)... Has 28 career double-digit scoring games, including 11 in his last 16 outings... Shooting 44.7 percent from the field this season after connecting on 40.3 percent of his attempts from the field during his freshman campaign... Made a three-point field goal in six of his last 10 games and in 32 of his 43 career collegiate games... Has five multiple assist games this season after recording eight all of his freshman season... Has seven multiple-steal outings this year, including five of the last seven games... Tied a career-high with four steals against Northern Arizona (11-28-09)... Enjoyed his first turnover-free game of the season in the contest against the Lumberjacks... Scored 10 points, matched his career high with three assists and set season highs of six rebounds and three blocked shots at San Diego (12-2-09)... Tied his season high with 17 points and set a season best with eight rebounds at UC Santa Barbara (12-5-09)... Tied a season high with three blocks vs. Arizona (12-12-09)... Pulled five rebounds at Drake (12-22-09).

## 2009-10 Game-By-Game Statistics

Date	Opponent	S	MP	FG-FGA	3FG-FGA	FT-FTA	REB	PF	A	TO	BK	S	TP
N.14	UC San Diego												
Did Not Play - Injured													
N.16	at Saint Mary's		23	1-7	0-1	4-6	6	0	2	3	1	2	6
N.19	Santa Clara		21	4-10	2-6	2-6	4	3	1	1	1	2	12
N.23	at Fresno State	S	31	5-12	4-8	3-3	6	2	2	4	0	0	17
N.25	at Pacific	S	27	4-7	2-4	0-0	2	2	0	2	0	1	10
N.28	Northern Arizona		19	8-10	1-3	0-2	1	2	2	0	0	4	17
D.2	at San Diego	S	30	3-9	0-4	4-4	6	0	3	1	3	3	10
D.5	at UC Santa Barbara	S	29	7-12	1-4	2-5	8	0	2	1	0	2	17
D.9	Cal State Fullerton	S	24	2-5	1-2	0-3	2	2	1	3	0	2	5
D.12	Arizona	S	23	4-8	0-2	1-1	4	2	1	3	3	3	9
D.19	at Arizona State	S	16	0-1	0-1	0-0	3	2	0	4	0	1	0
D.22	at Drake		24	0-4	0-2	3-4	5	2	0	1	0	1	3
D.29	UC Riverside												
D.31	Pomona-Pitzer												
J.5	New Mexico*												
J.9	at Wyoming*												
J.13	at UNLV*												
J.16	TCU*												
J.19	at Utah*												
J.23	BYU*												
J.30	at Colorado State*												
F.2	Air Force*												
F.6	at New Mexico*												
F.10	Wyoming*												
F.13	UNLV*												
F.16	at TCU*												
F.20	Utah*												
F.24	at BYU*												
M.3	Colorado State*												
M.6	at Air Force*												

## ► Shelley Career Statistics

\* at Pepperdine

Year	G-GS	Min.-Avg.	FG-FGA	Pct.	3P-3PA	Pct.	FT-FTA	Pct.	OR	DR	Reb	Avg.	PF-D	AT	TO	BS	ST	Pts	Avg.
07-08*	32-19	839-26.2	167-414	.403	48-159	.302	100-131	.763	65	121	186	5.8	101-3	29	86	17	52	482	15.1
09-10	11-7	267-24.3	38-85	.447	11-37	.297	19-34	.559	12	35	47	4.3	17-0	14	23	8	21	106	9.6
<b>Totals</b>	<b>43-26</b>	<b>1106-25.7</b>	<b>205-499</b>	<b>.411</b>	<b>59-196</b>	<b>.301</b>	<b>119-165</b>	<b>.721</b>	<b>77</b>	<b>156</b>	<b>233</b>	<b>5.4</b>	<b>118-3</b>	<b>43</b>	<b>109</b>	<b>25</b>	<b>73</b>	<b>588</b>	<b>13.7</b>

**Season/Career Highs**

**Points**  
 Season 21 vs. NAU (11-28-09)  
 Career 22 at Oregon (11-10-07)

**Rebounds**  
 Season 10 at Arizona St. (12-12-09)  
 10 at San Diego (12-2-09)  
 10 vs. NAU (11-28-09)  
 Career 16 vs. LBSU (11-21-07)

**Assists**  
 Season 3 at UCSB (12-5-09)  
 3 vs. Santa Clara (11-19-09)  
 3 vs. NAU (11-28-09)  
 Career 4 - 6 times; most recently vs. Santa Clara (2-16-08)

**Field Goals**  
 Season 10 vs. NAU (11-28-09)  
 Career 10 vs. NAU (11-28-09)

**Field Goals Attempted**  
 Season 12 vs. CS Fullerton (12-9-09)  
 Career 13 at Pacific (12-8-07)  
 13 vs. Saint Mary's (2-18-08)

**Three-Point Field Goals**  
 Season --  
 Career --

**Three-Point FG Attempted**  
 Season --  
 Career --

**Free Throws**  
 Season 6 at Saint Mary's (11-16-09)  
 Career 8 at Manhattan (12-21-07)

**Free Throws Attempted**  
 Season 8 vs. UCSD (11-14-09)  
 8 at Saint Mary's (11-16-09)  
 8 at Pacific (11-25-09)  
 Career 11 vs. CSUN (11-17-07)

**Steals**  
 Season 2 vs. Arizona (12-12-09)  
 2 at Fresno St. (11-23-09)  
 Career 2 vs. Arizona (12-12-09)  
 2 at Fresno St. (11-23-09)  
 2 vs. CSUN (11-17-08)  
 2 at Oregon (11-10-07)

**Blocked Shots**  
 Season 3 vs. Arizona (12-12-09)  
 3 vs. Santa Clara (11-19-09)  
 Career 6 vs. San Diego (2-4-08)

**Minutes Played**  
 Season 38 at San Diego (12-2-09)  
 Career 42 vs. Portland (3-7-08)

# 4 • Malcolm Thomas

**Forward • 6-9 • 215 • Junior • San Diego, Calif. (Crawford High/Pepperdine)**



Started 11 games this season (second-highest total on the team), including nine straight contests... Made 10-of-11 field goals against Northern Arizona (11-28-09), the third-best shooting performance from the field during the Steve Fisher era... Posted his first double-double of the season with 21 points and 10 rebounds in 27 minutes against Northern Arizona (11-28-09)... That was the seventh double-double of his career... Picked up 10 rebounds at San Diego (12-2-09)... Had 15 points and matched his season high with three assists at UC Santa Barbara (12-5-09)... Finished with nine points and seven boards vs. Cal State Fullerton (12-9-09)... Tied his career high with two steals and matched a season best with three blocks vs. Arizona (12-12-09)... Finished with a season-high 10 rebounds at Arizona State (12-19-09)... Pulled down eight boards at Drake (12-22-09)... In 44 career games at the college level, Thomas now has 15 double-digit rebound games... Has two 20-point scoring games this season and five in

his career... The two 20-point scoring games are tied for the team lead... Attempted at least eight free throws in three games this season... Has one turnover or less in six of his last 10 games... Has three games with multiple blocked shots and has at least one blocked shot in seven of his last eight games... He now has 78 career blocked shots in just 44 career games.

## 2009-10 Game-By-Game Statistics

Date	Opponent	S	MP	FG-FGA	3FG-FGA	FT-FTA	REB	PF	A	TO	BK	S	TP
N.14	UC San Diego	S	29	8-11	0-0	4-8	9	2	1	5	2	1	20
N.16	at Saint Mary's	S	33	4-7	0-0	6-8	8	3	1	4	0	0	14
N.19	Santa Clara	S	20	3-5	0-0	0-0	4	0	3	1	3	0	6
N.23	at Fresno State	S	23	0-1	0-0	3-6	3	3	1	2	0	2	3
N.25	at Pacific	S	37	2-7	0-0	4-8	8	3	0	1	1	1	8
N.28	Northern Arizona	S	27	10-11	0-0	1-3	10	2	3	0	1	1	21
D.2	at San Diego	S	38	4-8	0-0	0-0	10	4	0	0	1	1	8
D.5	at UC Santa Barbara	S	36	6-9	0-0	3-5	4	3	3	1	1	0	15
D.9	Cal State Fullerton	S	25	3-12	0-0	3-7	7	2	0	0	1	0	9
D.12	Arizona	S	32	2-8	0-0	2-4	5	4	1	3	3	2	6
D.19	at Arizona State	S	30	2-5	0-1	1-2	10	3	2	3	1	1	5
D.22	at Drake	S	32	2-6	0-0	2-4	8	3	2	3	0	0	6
D.29	UC Riverside												
D.31	Pomona-Pitzer												
J.5	New Mexico*												
J.9	at Wyoming*												
J.13	at UNLV*												
J.16	TCU*												
J.19	at Utah*												
J.23	BYU*												
J.30	at Colorado State*												
F.2	Air Force*												
F.6	at New Mexico*												
F.10	Wyoming*												
F.13	UNLV*												
F.16	at TCU*												
F.20	Utah*												
F.24	at BYU*												
M.3	Colorado State*												
M.6	at Air Force*												

## ► Thomas Career Statistics

\* at Pepperdine

Year	G-GS	Min.-Avg.	FG-FGA	Pct.	3P-3PA	Pct.	FT-FTA	Pct.	OR	DR	Reb	Avg.	PF-D	AT	TO	BS	ST	Pts	Avg.
07-08*	32-28	967-30.2	148-288	.514	0-0	.000	105-183	.574	99	182	281	8.8	79-2	50	90	64	20	401	12.5
09-10	12-11	362-30.2	46-90	.511	0-1	.000	29-55	.527	34	52	86	7.2	32-0	17	23	14	9	121	10.1
<b>Totals</b>	<b>44-39</b>	<b>1329-30.2</b>	<b>194-378</b>	<b>.513</b>	<b>0-1</b>	<b>.000</b>	<b>135-238</b>	<b>.567</b>	<b>133</b>	<b>234</b>	<b>367</b>	<b>8.3</b>	<b>111-2</b>	<b>67</b>	<b>113</b>	<b>78</b>	<b>29</b>	<b>522</b>	<b>11.9</b>

**Season/Career Highs**

**Points**  
 Season 10 vs. CS Fullerton (12-9-09)  
 Career 10 vs. CS Fullerton (12-9-09)

**Rebounds**  
 Season 6 vs. Santa Clara (11-19-09)  
 6 vs. Austin Peay (11-13-06)  
 Career 6 vs. Santa Clara (11-19-09)  
 6 vs. Austin Peay (11-13-06)

**Assists**  
 Season 1 at UCSB (12-5-09)  
 Career 2 vs. Ga. Southern (11-17-06)

**Field Goals**  
 Season 4 vs. UCSD (11-14-09)  
 Career 4 vs. UCSD (11-14-09)

**Field Goals Attempted**  
 Season 7 vs. UCSD (11-14-09)  
 Career 7 vs. UCSD (11-14-09)

**Three-Point Field Goals**  
 Season --  
 Career --

**Three-Point FG Attempted**  
 Season --  
 Career --

**Free Throws**  
 Season 4 vs. CS Fullerton (12-9-0-9)  
 Career 4 vs. CS Fullerton (12-9-0-9)  
 4 vs. Maryland (11-28-06)

**Free Throws Attempted**  
 Season 7 vs. CS Fullerton (12-9-0-9)  
 Career 7 vs. CS Fullerton (12-9-0-9)

**Steals**  
 Season 2 vs. UCSD (11-14-09)  
 Career 2 vs. UCSD (11-14-09)

**Blocked Shots**  
 Season 2 at UCSB (12-5-09)  
 Career 3 vs. Ohio State (1-6-07)

**Minutes Played**  
 Season 27 vs. UCSD (11-14-09)  
 Career 27 vs. UCSD (11-14-09)

# 5 • Brian Carlwell

**Center • 6-11 • 297 • Junior • Maywood, Ill. (Proviso East (Ill.) High/Illinois)**



Scored nine points in the season opener against UC San Diego (11-14-09)... Started the first three games of the season... Shooting 62.5 percent from the field this season and has shot above 50 percent from the field in eight of 12 games this season... Had eight steals in the first 29 games of his career but already has four thefts this season... San Diego State is 3-0 in games in which he plays at least 20 minutes... In 15 minutes at UC Santa Barbara (12-5-09), he blocked a season-high two shots and had his first assist of the season... Scored a career-high 10 points and grabbed four rebounds vs. Cal State Fullerton (12-9-09)... Tallied five points and four boards vs. Arizona (12-12-09)... Hit his only field goal at Arizona State (12-19-09).

**2009-10 Game-By-Game Statistics**

Date	Opponent	S	MP	FG-FGA	3FG-FGA	FT-FTA	REB	PF	A	TO	BK	S	TP
N.14	UC San Diego	S	27	4-7	0-0	1-2	5	0	0	0	1	2	9
N.16	at Saint Mary's	S	18	2-3	0-0	2-2	1	1	0	0	0	1	6
N.19	Santa Clara	S	19	3-5	0-0	0-0	6	5	0	4	0	1	6
N.23	at Fresno State		21	2-2	0-0	0-0	2	2	0	0	0	0	4
N.25	at Pacific		8	0-1	0-0	0-0	3	3	0	1	0	0	0
N.28	Northern Arizona		23	1-4	0-0	0-1	4	4	0	1	0	0	2
D.2	at San Diego		4	0-0	0-0	0-0	0	3	0	2	0	0	0
D.5	at UC Santa Barbara		15	2-2	0-0	0-1	3	2	1	1	2	0	4
D.9	Cal State Fullerton		17	3-3	0-0	4-7	4	3	0	0	0	0	10
D.12	Arizona		12	2-3	0-0	1-2	4	2	0	1	0	0	5
D.19	at Arizona State		8	1-1	0-0	0-0	1	3	0	2	0	0	2
D.22	at Drake		5	0-1	0-0	0-0	0	0	0	1	0	0	0
D.29	UC Riverside												
D.31	Pomona-Pitzer												
J.5	New Mexico*												
J.9	at Wyoming*												
J.13	at UNLV*												
J.16	TCU*												
J.19	at Utah*												
J.23	BYU*												
J.30	at Colorado State*												
F.2	Air Force*												
F.6	at New Mexico*												
F.10	Wyoming*												
F.13	UNLV*												
F.16	at TCU*												
F.20	Utah*												
F.24	at BYU*												
M.3	Colorado State*												
M.6	at Air Force*												

**► Carlwell Career Statistics**

\* at Illinois

Year	G-GS	Min.-Avg.	FG-FGA	Pct.	3P-3PA	Pct.	FT-FTA	Pct.	OR	DR	Reb	Avg.	PF-D	AT	TO	BS	ST	Pts.	Avg.
06-07*	26-0	183-7.0	14-31	.452	0-0	.000	16-31	.516	19	17	36	1.4	24-0	3	10	10	8	44	1.7
07-08*	3-0	5-1.7	0-0	.000	0-0	.000	0-0	.000	0	0	0	0.0	0-0	0	0	0	0	0	0.0
09-10	12-3	177-14.8	20-32	.625	0-0	.000	8-15	.533	15	18	33	2.8	28-1	1	13	3	4	48	4.0
<b>Totals</b>	<b>41-3</b>	<b>365-8.9</b>	<b>34-63</b>	<b>.539</b>	<b>0-0</b>	<b>.000</b>	<b>24-46</b>	<b>.522</b>	<b>34</b>	<b>35</b>	<b>69</b>	<b>1.7</b>	<b>52-1</b>	<b>4</b>	<b>23</b>	<b>13</b>	<b>12</b>	<b>92</b>	<b>2.2</b>

**Season/Career Highs**

**Points**

Season 4 vs. UCSD (11-14-09)  
 Career 4 vs. UCSD (11-14-09)

**Rebounds**

Season 1 vs. NAU (11-28-09)  
 1 vs. Santa Clara (11-16-09)  
 1 vs. UCSD (11-14-09)  
 Career 1 vs. NAU (11-28-09)  
 1 vs. Santa Clara (11-16-09)  
 1 vs. UCSD (11-14-09)  
 1 vs. Air Force (2-7-09)  
 1 vs. Hampton (11-29-08)  
 1 vs. Fresno St. (11-22-08)

**Assists**

Season 1 vs. Santa Clara (11-16-09)  
 1 vs. UCSD (11-14-09)  
 Career 1 vs. Santa Clara (11-16-09)  
 1 vs. UCSD (11-14-09)  
 1 at Air Force (1-3-09)  
 1 vs. Hampton (11-29-08)  
 1 vs. Fresno St. (11-22-08)

**Field Goals**

Season 2 vs. UCSD (11-16-09)  
 Career 1 vs. Air Force (2-7-09)

**Field Goals Attempted**

Season 4 vs. UCSD (11-16-09)  
 Career 4 vs. UCSD (11-16-09)

**Three-Point Field Goals**

Season --  
 Career --

**Three-Point FG Attempted**

Season 1 vs. NAU (11-28-09)  
 Career 1 vs. NAU (11-28-09)  
 1 vs. Ark.-PB (12-29-08)

**Free Throws**

Season 1 vs. NAU (11-28-09)  
 Career 1 vs. NAU (11-28-09)  
 1 vs. Ark.-PB (12-29-08)  
 1 vs. UCSD (11-15-08)

**Free Throws Attempted**

Season 3 vs. UCSD (11-16-09)  
 Career 3 vs. UCSD (11-16-09)

**Steals**

Season 1 vs. NAU (11-28-09)  
 Career 1 vs. NAU (11-28-09)

**Blocked Shots**


Season --  
 Career --

**Minutes Played**

Season 12 vs. UCSD (11-16-09)  
 Career 12 vs. UCSD (11-16-09)

# 10 • Bryan Horton

**Guard • 6-1 • 205 • Sophomore • Anaheim, Calif. (Canyon High)**



Played in six games this season and has now seen action in 23 games in his San Diego State career... Entered the season never playing more than eight minutes in a game but has already eclipsed that total twice... His current career-high of 12 minutes was set in the opener against UC San Diego (11-14-09)... He played 10 minutes last Saturday against Northern Arizona (11-28-09)... Has just one turnover in 30 minutes of action this season... Did not commit a turnover in 17 of 23 career games... Entered the season with three rebounds in 17 games and already has grabbed three rebounds in six contests this season.

**2009-10 Game-By-Game Statistics**

Date	Opponent	S	MP	FG-FGA	3FG-FGA	FT-FTA	REB	PF	A	TO	BK	S	TP
N.14	UC San Diego		12	2-4	0-0	0-3	1	1	1	0	0	0	4
N.16	at Saint Mary's		2	0-0	0-0	0-0	0	0	0	0	0	0	0
N.19	Santa Clara		4	0-0	0-0	0-0	1	0	1	1	0	0	0
N.23	at Fresno State						Did Not Play - CD						
N.25	at Pacific		1	0-0	0-0	0-0	0	0	0	0	0	0	0
N.28	Northern Arizona		10	0-1	0-1	1-2	1	1	0	0	0	1	1
D.2	at San Diego						Did Not Play - CD						
D.5	at UC Santa Barbara						Did Not Play - CD						
D.9	Cal State Fullerton		1	0-1	0-0	0-0	0	0	0	0	0	0	0
D.12	Arizona						Did Not Play - CD						
D.19	at Arizona State						Did Not Play - CD						
D.22	at Drake						Did Not Play - CD						
D.29	UC Riverside						Did Not Play - CD						
D.31	Pomona-Pitzer						Did Not Play - CD						
J.5	New Mexico*						Did Not Play - CD						
J.9	at Wyoming*						Did Not Play - CD						
J.13	at UNLV*						Did Not Play - CD						
J.16	TCU*						Did Not Play - CD						
J.19	at Utah*						Did Not Play - CD						
J.23	BYU*						Did Not Play - CD						
J.30	at Colorado State*						Did Not Play - CD						
F.2	Air Force*						Did Not Play - CD						
F.6	at New Mexico*						Did Not Play - CD						
F.10	Wyoming*						Did Not Play - CD						
F.13	UNLV*						Did Not Play - CD						
F.16	at TCU*						Did Not Play - CD						
F.20	Utah*						Did Not Play - CD						
F.24	at BYU*						Did Not Play - CD						
M.3	Colorado State*						Did Not Play - CD						
M.6	at Air Force*						Did Not Play - CD						

**► Horton Career Statistics**

Year	G-GS	Min.-Avg.	FG-FGA	Pct.	3P-3PA	Pct.	FT-FTA	Pct.	OR	DR	Reb	Avg.	PF-D	AT	TO	BS	ST	Pts	Avg.
08-09	17-0	44-2.6	1-8	.125	0-1	.000	2-5	.400	1	2	3	0.2	4-0	3	4	0	0	4	0.2
09-10	6-0	30-5.0	2-6	.333	0-1	.000	1-5	.200	1	2	3	0.5	2-0	2	1	0	1	5	0.8
<b>Totals</b>	<b>23-0</b>	<b>74-3.2</b>	<b>3-14</b>	<b>.214</b>	<b>0-2</b>	<b>.000</b>	<b>3-10</b>	<b>.300</b>	<b>2</b>	<b>4</b>	<b>6</b>	<b>0.3</b>	<b>6-0</b>	<b>5</b>	<b>5</b>	<b>0</b>	<b>1</b>	<b>9</b>	<b>0.4</b>

**Career Highs**

**Points**  
Career 23 vs. CS Fullerton (12-9-09)

**Rebounds**  
Career 18 vs. CS Fullerton (12-9-09)

**Assists**  
Career 5 vs. CS Fullerton (12-9-09)

**Field Goals**  
Career 9 vs. CS Fullerton (12-9-09)

**Field Goals Attempted**  
Career 17 vs. CS Fullerton (12-9-09)

**Three-Point Field Goals**  
Career 1 vs. Arizona (12-12-09)  
1 at UCSB (12-5-09)  
1 vs. Santa Clara (11-19-09)

**Three-Point FG Attempted**  
Career 4 vs. Santa Clara (11-19-09)

**Free Throws**  
Career 6 at Drake (12-22-09)

**Free Throws Attempted**  
Career 10 vs. CS Fullerton (12-9-09)

**Steals**  
Career 3 at Fresno St. (11-23-09)

**Blocked Shots**  
Career 2 at UCSB (12-5-09)

**Minutes Played**  
Career 38 vs. CS Fullerton (12-9-09)

# 15 • Kawhi Leonard

**Forward • 6-7 • 225 • Freshman • Riverside, Calif. (King High)**



Named MWC co-player of the week on Dec. 14 after averaging 18.0 points, 15.0 rebounds and 3.5 assists in wins over Cal State Fullerton and Arizona... Had four double-doubles this year... Enjoyed his best game as an Aztec with career-high numbers of 23 points, 18 rebounds and five assists in 38 minutes... He became the 23rd player in SDSU history to pull down at least 15 rebounds... His 18 boards were the most by a freshman since Michael Cage had 20 on Feb. 24, 1981, vs. Hawai'i, tied the MWC freshman all-time mark, and ranks second in Viejas Arena history... Followed his CSUF performance with a game-high 13 points and 12 boards vs. Arizona (12-12-09)... Logged a 10-point performance against Northern Arizona (11-28-09), for his first career double-digit scoring game of his career... Scored 13 at UC Santa Barbara (12-5-09), while grabbing a game-high nine rebounds and blocking a career-best two shots... Has seven or more rebounds in 11 of 12 games this season... Posted six double-digit

rebound games this season, including 13 vs. Santa Clara (11-19-09), and five double-figure scoring efforts... Missed the first free throw of his college career and responded by making his next seven attempts (broken at San Diego)... Went for eight points and seven rebounds in a career-high 37 minutes at San Diego (12-2-09)... Pulled down a game-high 11 rebounds at Arizona State (12-19-09)... Finished with 14 points, including a career-high six free throws, and a game-high 11 rebounds at Drake (12-22-09).

**2009-10 Game-By-Game Statistics**

Date	Opponent	S	MP	FG-FGA	3FG-FGA	FT-FTA	REB	PF	A	TO	BK	S	TP
N.14	UC San Diego	S	28	4-7	0-0	0-0	8	1	3	6	0	1	8
N.16	at Saint Mary's	S	22	2-9	0-2	0-0	7	4	0	2	0	1	4
N.19	Santa Clara	S	28	4-9	1-4	0-0	13	1	4	1	0	2	9
N.23	at Fresno State	S	24	2-9	0-3	1-2	7	3	0	0	1	3	5
N.25	at Pacific	S	31	1-5	0-3	4-4	3	3	2	2	0	0	6
N.28	Northern Arizona	S	29	4-13	0-2	2-2	10	2	1	1	1	2	10
D.2	at San Diego	S	37	4-7	0-1	0-1	7	1	2	2	0	2	8
D.5	at UC Santa Barbara	S	31	6-9	1-3	0-0	9	3	2	1	2	0	13
D.9	Cal State Fullerton	S	38	9-17	0-3	5-10	18	2	5	2	1	2	23
D.12	Arizona	S	35	6-14	1-3	0-0	12	3	2	3	0	1	13
D.19	at Arizona State	S	36	1-4	0-0	4-6	11	3	1	6	1	1	6
D.22	at Drake	S	32	4-7	0-1	6-6	11	5	1	3	0	1	14
D.29	UC Riverside												
D.31	Pomona-Pitzer												
J.5	New Mexico*												
J.9	at Wyoming*												
J.13	at UNLV*												
J.16	TCU*												
J.19	at Utah*												
J.23	BYU*												
J.30	at Colorado State*												
F.2	Air Force*												
F.6	at New Mexico*												
F.10	Wyoming*												
F.13	UNLV*												
F.16	at TCU*												
F.20	Utah*												
F.24	at BYU*												
M.3	Colorado State*												
M.6	at Air Force*												

**► Leonard Career Statistics**

Year	G-GS	Min.-Avg.	FG-FGA	Pct.	3P-3PA	Pct.	FT-FTA	Pct.	OR	DR	Reb	Avg.	PF-D	AT	TO	BS	ST	Pts	Avg.
09-10	12-11	37.1-30.9	47-110	.427	3-25	.120	22-31	.710	39	77	116	9.7	31-1	23	29	6	16	119	9.9

**Season/Career Highs**

**Points**  
 Season 4 vs. UCSD (11-14-09)  
 Career 4 vs. UCSD (11-14-09)

**Rebounds**  
 Season 1 vs. NAU (11-28-09)  
 1 vs. UCSD (11-14-09)  
 Career 2 vs. Air Force (2-7-09)

**Assists**  
 Season --  
 Career 1 vs. Ark.-PB (12-29-08)

**Field Goals**  
 Season 1 vs. UCSD (11-14-09)  
 Career 1 vs. UCSD (11-14-09)

**Field Goals Attempted**  
 Season 1 vs. UCSD (11-14-09)  
 1 vs. NAU (11-28-09)  
 Career 1 vs. NAU (11-28-09)  
 1 vs. UCSD (11-14-09)  
 1 vs. Ark.-PB (12-29-08)  
 1 vs. UCSB (12-20-08)

**Three-Point Field Goals**  
 Season --  
 Career --

**Three-Point FG Attempted**  
 Season --  
 Career 1 vs. Ark.-PB (12-29-08)

**Free Throws**  
 Season 2 vs. UCSD (11-14-09)  
 Career 2 vs. UCSD (11-14-09)

**Free Throws Attempted**  
 Season 2 vs. NAU (11-28-09)  
 2 vs. UCSD (11-14-09)  
 Career 2 vs. NAU (11-28-09)  
 2 vs. UCSD (11-14-09)


**Steals**  
 Season --  
 Career --

**Blocked Shots**  
 Season --  
 Career --

**Minutes Played**  
 Season 4 vs. NAU (11-28-09)  
 4 vs. Santa Clara (11-19-09)  
 Career 4 vs. NAU (11-28-09)  
 4 vs. Santa Clara (11-19-09)  
 4 vs. Ark.-PB (12-29-08)

# 20 • Jason Deutchman

**Guard • 6-6 • 220 • Junior • Los Angeles, Calif. (Santa Monica High)**



Played in three games this season and 11 games in his career... Scored in two of the three games in which he has seen action this season, including a career-high four points in the season opener against UC San Diego (11-14-09)... Has five points in 11 minutes of action this season after not scoring in 15 minutes of action last season... Has never committed a turnover in 11 career games covering 26 minutes... Has five career points and seven career rebounds.

**2009-10 Game-By-Game Statistics**

Date	Opponent	S	MP	FG-FGA	3FG-FGA	FT-FTA	REB	PF	A	TO	BK	S	TP
N.14	UC San Diego		3	1-1	0-0	2-2	1	0	0	0	0	0	4
N.16	at Saint Mary's					Did Not Travel							
N.19	Santa Clara		4	0-0	0-0	0-0	0	1	0	0	0	0	0
N.23	at Fresno State					Did Not Travel							
N.25	at Pacific					Did Not Travel							
N.28	Northern Arizona		4	0-1	0-0	1-2	1	0	0	0	0	0	1
D.2	at San Diego					Did Not Play - CD							
D.5	at UC Santa Barbara					Did Not Travel							
D.9	Cal State Fullerton					Did Not Play - CD							
D.12	Arizona					Did Not Play - CD							
D.19	at Arizona State					Did Not Travel							
D.22	at Drake					Did Not Travel							
D.29	UC Riverside												
D.31	Pomona-Pitzer												
J.5	New Mexico*												
J.9	at Wyoming*												
J.13	at UNLV*												
J.16	TCU*												
J.19	at Utah*												
J.23	BYU*												
J.30	at Colorado State*												
F.2	Air Force*												
F.6	at New Mexico*												
F.10	Wyoming*												
F.13	UNLV*												
F.16	at TCU*												
F.20	Utah*												
F.24	at BYU*												
M.3	Colorado State*												
M.6	at Air Force*												

**► Deutchman Career Statistics**

Year	G-GS	Min.-Avg.	FG-FGA	Pct.	3P-3PA	Pct.	FT-FTA	Pct.	OR	DR	Reb	Avg.	PF-D	AT	TO	BS	ST	Pts	Avg.
08-09	8-0	15-1.9	0-2	.000	0-1	.000	0-0	.000	0	5	5	0.6	1-0	1	0	1	0	0	0.0
09-10	3-0	11-3.7	1-2	.500	0-0	.000	3-4	.750	0	2	2	0.7	1-0	0	0	0	0	5	1.7
<b>Totals</b>	<b>11-0</b>	<b>26-2.4</b>	<b>1-4</b>	<b>.250</b>	<b>0-1</b>	<b>.000</b>	<b>3-4</b>	<b>.750</b>	<b>0</b>	<b>7</b>	<b>7</b>	<b>0.6</b>	<b>2-0</b>	<b>1</b>	<b>0</b>	<b>1</b>	<b>0</b>	<b>5</b>	<b>0.5</b>

**Career Highs**

**Points**  
Career 17 at Arizona St. (12-19-09)

**Rebounds**  
Career 4 at Pacific (11-25-09)

**Assists**  
Career 5 vs. NAU (11-28-09)

**Field Goals**  
Career 7 at Arizona St. (12-19-09)

**Field Goals Attempted**  
Career 10 at Arizona St. (12-19-09)

**Three-Point Field Goals**  
Career 2 vs. CS Fullerton (12-9-09)  
2 vs. Santa Clara (11-19-09)

**Three-Point Field Goals Attempted**  
Career 4 at Saint Mary's (11-16-09)

**Free Throws**  
Career 2 at Arizona St. (12-19-09)

**Free Throws Attempted**  
Career 2 at Arizona St. (12-19-09)  
2 at UCSB (12-5-09)

**Steals**  
Career 2 at Arizona St. (12-19-09)  
2 vs. UCSD (11-14-09)

**Blocked Shots**  
Career 2 vs. Arizona (12-12-09)

**Minutes Played**  
Career 26 vs. CS Fullerton (12-9-09)

# 22 • Chase Tapley

**Guard • 6-2 • 205 • Freshman • Sacramento, Calif. (Sacramento High)**



Played in all 12 games this season and earned his first career start against Northern Arizona (11-28-09)... Reached double figures five times this season... Shot 50 percent or better from the field in eight games this season, including six of the last eight contests... Had never committed more than one turnover in a game, until he had four at Arizona State (12-19-09), and owns a 2.10 assist to turnover ratio... Made at least one three-point field goal in seven of 12 games this season... Enjoyed his top scoring performance of the season with his career-high 17 points on 7-of-10 shooting at Arizona State (12-19-09)... Scored 11 points in his first-ever game vs. UC San Diego (11-14-09)... Had a career-high 12 points on 5-of-6 shooting against Santa Clara (11-19-09)... Scored 11 points and dished a career-high five assists in his start vs. Northern Arizona (11-28-09)... Recorded six points and two rebounds in 15 minutes before leaving the game due to injury (groin) at San Diego (12-2-09)... Finished with 10 points, four

assists and just one turnover in a career-high 26 minutes vs. Cal State Fullerton (12-9-09)... Blocked a career-high two shots vs. Arizona (12-12-09)... Started at Drake (12-22-09) and finished with two assists.

**2009-10 Game-By-Game Statistics**

Date	Opponent	S	MP	FG-FGA	3FG-FGA	FT-FTA	REB	PF	A	TO	BK	S	TP
N.14	UC San Diego		25	5-8	1-2	0-0	3	1	3	1	0	2	11
N.16	at Saint Mary's		18	1-6	1-4	0-0	1	1	1	0	0	1	3
N.19	Santa Clara		22	5-6	2-2	0-0	2	1	1	1	0	0	12
N.23	at Fresno State		6	0-2	0-1	0-0	0	2	0	1	0	0	0
N.25	at Pacific		18	2-4	1-3	0-0	4	2	3	1	0	0	5
N.28	Northern Arizona	S	22	5-7	1-3	0-0	2	1	5	0	0	1	11
D.2	at San Diego		15	3-5	0-2	0-0	2	1	0	1	0	0	6
D.5	at UC Santa Barbara		22	1-5	0-2	1-2	1	1	0	0	0	1	3
D.9	Cal State Fullerton		26	4-8	2-3	0-0	2	1	4	1	1	1	10
D.12	Arizona		19	1-2	0-1	0-0	3	0	0	0	2	1	2
D.19	at Arizona State		23	7-10	1-3	2-2	2	0	2	4	0	2	17
D.22	at Drake	S	20	0-5	0-3	0-0	2	1	2	0	0	0	0
D.29	UC Riverside												
D.31	Pomona-Pitzer												
J.5	New Mexico*												
J.9	at Wyoming*												
J.13	at UNLV*												
J.16	TCU*												
J.19	at Utah*												
J.23	BYU*												
J.30	at Colorado State*												
F.2	Air Force*												
F.6	at New Mexico*												
F.10	Wyoming*												
F.13	UNLV*												
F.16	at TCU*												
F.20	Utah*												
F.24	at BYU*												
M.3	Colorado State*												
M.6	at Air Force*												

**▶ Tapley Career Statistics**

Year	G-GS	Min.-Avg.	FG-FGA	Pct.	3P-3PA	Pct.	FT-FTA	Pct.	OR	DR	Reb	Avg.	PF-D	AT	TO	BS	ST	Pts. Avg.
09-10	12-2	236-19.7	34-68	.500	9-29	.310	3-4	.750	7	17	24	2.0	12-0	21	10	3	9	80 6.7

**Season/Career Highs**

**Points**

Season 22 at San Diego (12-2-09)  
 Career 22 at San Diego (12-2-09)

**Rebounds**

Season 6 vs. NAU (11-28-09)  
 6 at Fresno St. (11-23-09)  
 Career 6 vs. NAU (11-28-09)  
 6 at Fresno St. (11-23-09)

**Assists**

Season 7 vs. NAU (11-28-09)  
 Career 7 vs. NAU (11-28-09)

**Field Goals**

Season 7 at Drake (12-22-09)  
 Career 7 at Drake (12-22-09)  
 7 vs. Hampton (11-29-08)

**Field Goals Attempted**

Season 14 at San Diego (12-2-09)  
 Career 14 at San Diego (12-2-09)

**Three-Point Field Goals**

Season 4 at Drake (12-22-09)  
 4 at San Diego (12-2-09)  
 Career 6 vs. Hampton (11-29-08)

**Three-Point FG Attempted**

Season 9 at Fresno St. (11-23-09)  
 Career 9 at Fresno St. (11-23-09)  
 9 at Air Force (1-3-09)

**Free Throws**

Season 6 at San Diego (12-2-09)  
 Career 6 at San Diego (12-2-09)

**Free Throws Attempted**

Season 8 at San Diego (12-2-09)  
 Career 8 at San Diego (12-2-09)

**Steals**

Season 3 at Pacific (11-25-09)  
 3 vs. Santa Clara (11-19-09)  
 Career 3 at Pacific (11-25-09)  
 3 vs. Santa Clara (11-19-09)  
 3 vs. Utah (1-10-09)  
 3 vs. Ark.-PB (12-29-08)

**Blocked Shots**

Season 1 at Drake (12-22-09)  
 Career 1 - five times

**Minutes Played**

Season 41 at San Diego (12-2-09)  
 Career 41 at San Diego (12-2-09)

# 23 • D.J. Gay

**Guard • 6-0 • 167 • Junior • Sun Valley, Calif. (Poly High)**



Only San Diego State player to start all 12 games this season... Has a streak of 12 consecutive starts... Played in a team-high 81 consecutive games... His career-long streak of consecutive starts is 25 set over parts of his freshman and sophomore seasons... Has eight double-digit scoring games this season and 26 in his career... Led or tied for team-high assist honors eight times this season and has now done so 23 times in his career... Has 106 career three-point field goals, which is good for ninth place in school history... Has one turnover or less in five games this year... 57 of his 115 field-goal attempts are from three-point range... Enjoyed a career day with a personal-best 22 points (4-8 3FG) in a career-high 41 minutes at San Diego (12-2-09)... Followed his performance at USD with 13 points at UC Santa Barbara (12-5-09)... Had 12 points against Santa Clara (11-19-09)... Had at least one steal in the first five games of the season, but had the streak snapped against Northern Arizona (11-28-09)... Had a

career-high seven assists against the Lumberjacks... Posted eight points, four assists and zero turnovers vs. Cal State Fullerton (12-9-09)... Scored 12 points and had two steals vs. Arizona (12-12-09)... Finished with 10 points, team-best three assists and zero turnovers at Arizona State (12-19-09)... Scored a game-high 18 points on a season-high seven field goals and four three-pointers at Drake (12-22-09); also had his first blocked shot of the season in overtime with two seconds left and SDSU up by two.

## 2009-10 Game-By-Game Statistics

Date	Opponent	S	MP	FG-FGA	3FG-FGA	FT-FTA	REB	PF	A	TO	BK	S	TP
N.14	UC San Diego	S	30	2-7	0-3	1-2	4	2	4	5	0	2	5
N.16	at Saint Mary's	S	34	3-9	2-3	2-2	1	1	3	1	0	1	10
N.19	Santa Clara	S	28	5-11	0-4	2-2	2	1	4	3	0	3	12
N.23	at Fresno State	S	37	2-12	2-9	0-0	6	2	6	1	0	1	6
N.25	at Pacific	S	26	5-10	1-4	0-0	2	1	1	2	0	3	11
N.28	Northern Arizona	S	25	1-4	0-2	1-2	6	1	7	1	0	0	3
D.2	at San Diego	S	41	6-14	4-8	6-8	1	2	1	2	0	0	22
D.5	at UC Santa Barbara	S	33	4-8	3-5	2-3	1	1	1	7	0	0	13
D.9	Cal State Fullerton	S	33	3-7	2-4	0-0	0	1	4	0	0	2	8
D.12	Arizona	S	33	5-11	1-4	1-1	1	1	2	2	0	2	12
D.19	at Arizona State	S	35	3-12	2-6	2-2	2	3	3	0	0	2	10
D.22	at Drake	S	39	7-10	4-5	0-0	1	2	3	2	1	1	18
D.29	UC Riverside												
D.31	Pomona-Pitzer												
J.5	New Mexico*												
J.9	at Wyoming*												
J.13	at UNLV*												
J.16	TCU*												
J.19	at Utah*												
J.23	BYU*												
J.30	at Colorado State*												
F.2	Air Force*												
F.6	at New Mexico*												
F.10	Wyoming*												
F.13	UNLV*												
F.16	at TCU*												
F.20	Utah*												
F.24	at BYU*												
M.3	Colorado State*												
M.6	at Air Force*												

## Gay Career Statistics

Year	G-GS	Min.-Avg.	FG-FGA	Pct.	3P-3PA	Pct.	FT-FTA	Pct.	OR	DR	Reb	Avg.	PF-D	AT	TO	BS	ST	Pts.	Avg.
07-08	33-26	784-23.8	66-183	.361	45-121	.372	16-25	.640	10	39	49	1.5	41-1	57	40	2	24	193	5.8
08-09	36-23	961-26.7	68-204	.333	40-122	.328	41-58	.707	14	41	55	1.5	34-0	63	44	3	26	217	6.0
09-10	12-12	394-32.8	46-115	.400	21-57	.368	17-22	.773	7	20	27	2.3	18-0	39	26	1	17	130	10.8
<b>Totals</b>	<b>81-61</b>	<b>2139-26.4</b>	<b>180-502</b>	<b>.359</b>	<b>106-300</b>	<b>.353</b>	<b>74-105</b>	<b>.705</b>	<b>31</b>	<b>100</b>	<b>131</b>	<b>1.6</b>	<b>93-1</b>	<b>159</b>	<b>110</b>	<b>6</b>	<b>67</b>	<b>540</b>	<b>6.7</b>

**Season/Career Highs**

**Points**  
 Season 3 at Drake (12-22-09)  
 3 vs. CS Fullerton (12-9-09)  
 Career 17 vs. Saint Mary's (12-13-08)  
 17 at N. Colo. (12-3-08)

**Rebounds**  
 Season 4 vs. Arizona (12-12-09)  
 Career 12 vs. UNLV (3-7-09)

**Assists**  
 Season 2 vs. Arizona (12-12-09)  
 2 vs. CS Fullerton (12-9-09)  
 Career 4 vs. CSUN (12-22-08)  
 4 at Fresno State (11-11-07)

**Field Goals**  
 Season 1 vs. Arizona (12-12-09)  
 1 vs. CS Fullerton (12-9-09)  
 Career 7 vs. Colorado St. (3-4-09)  
 7 vs. Saint Mary's (12-13-08)

**Field Goals Attempted**  
 Season 3 vs. Arizona (12-12-09)  
 Career 11 vs. Saint Mary's (12-13-08)

**Three-Point Field Goals**  
 Season 1 vs. CS Fullerton (12-9-09)  
 Career 2 at N. Colo. (12-3-08)

**Three-Point FG Attempted**  
 Season 1 vs. Arizona (12-12-09)  
 1 vs. CS Fullerton (12-9-09)  
 Career 2 vs. Saint Mary's (12-13-08)  
 2 at N. Colo. (12-3-08)  
 2 vs. Arizona St. (11-18-08)

**Free Throws**  
 Season 3 at Drake (12-22-09)  
 Career 4 vs. W. Carolina (11-28-08)  
 4 vs. Portland (11-10-07)

**Free Throws Attempted**  
 Season 4 at Drake (12-22-09)  
 Career 7 vs. W. Carolina (11-28-08)

**Steals**  
 Season --  
 Career 3 vs. Seattle (11-28-08)

**Blocked Shots**  
 Season --  
 Career 3 at Air Force (1-3-09)

**Minutes Played**  
 Season 16 at Drake (12-22-09)  
 Career 35 at Air Force (1-3-09)

# 24 • Tim Shelton

**Forward • 6-7 • 248 • Sophomore • Fresno, Calif. (Clovis West High)**



Did not play the first eight games of the season due to off-season microfracture knee surgery... It was the third major knee surgery he has endured... Saw his first action of the season vs. Cal State Fullerton (12-9-09) and finished with three points and two assists... Played seven minutes and had a season-high four rebounds and two assists vs. Arizona (12-12-09)... Had an assist in seven minutes at Arizona State (12-19-09)... Matched his season high with three points, while playing a season-best 16 minutes at Drake (12-22-09).

**2009-10 Game-By-Game Statistics**

Date	Opponent	S	MP	FG-FGA	3FG-FGA	FT-FTA	REB	PF	A	TO	BK	S	TP
N.14	UC San Diego						Did Not Play - Injured						
N.16	at Saint Mary's						Did Not Play - Injured						
N.19	Santa Clara						Did Not Play - Injured						
N.23	at Fresno State						Did Not Play - Injured						
N.25	at Pacific						Did Not Play - Injured						
N.28	Northern Arizona						Did Not Play - Injured						
D.2	at San Diego						Did Not Play - Injured						
D.5	at UC Santa Barbara						Did Not Play - Injured						
D.9	Cal State Fullerton		5	1-1	1-1	0-0	0	0	2	2	0	0	3
D.12	Arizona		7	1-3	0-1	0-0	4	2	2	0	0	0	2
D.19	at Arizona State		7	0-0	0-0	0-0	0	0	1	0	0	0	0
D.22	at Drake		16	0-0	0-0	3-4	2	2	0	0	0	0	3
D.29	UC Riverside												
D.31	Pomona-Pitzer												
J.5	New Mexico*												
J.9	at Wyoming*												
J.13	at UNLV*												
J.16	TCU*												
J.19	at Utah*												
J.23	BYU*												
J.30	at Colorado State*												
F.2	Air Force*												
F.6	at New Mexico*												
F.10	Wyoming*												
F.13	UNLV*												
F.16	at TCU*												
F.20	Utah*												
F.24	at BYU*												
M.3	Colorado State*												
M.6	at Air Force*												

**► Shelton Career Statistics**

Year	G-GS	Min.-Avg.	FG-FGA	Pct.	3P-3PA	Pct.	FT-FTA	Pct.	OR	DR	Reb	Avg.	PF-D	AT	TO	BS	ST	Pts	Avg.
07-08	4-3	113-28.3	16-29	.552	1-3	.333	7-9	.778	7	12	19	4.8	9-0	6	6	2	5	40	10.0
08-09	34-13	780-22.9	105-209	.502	8-25	.320	49-87	.563	73	88	161	4.7	75-3	43	32	11	21	267	7.9
09-10	4-0	35-8.8	2-4	.500	1-2	.500	3-4	.750	3	3	6	1.5	4-0	5	2	0	0	8	2.0
<b>Totals</b>	<b>42-16</b>	<b>928-22.1</b>	<b>123-242</b>	<b>.508</b>	<b>10-30</b>	<b>.333</b>	<b>59-100</b>	<b>.590</b>	<b>83</b>	<b>103</b>	<b>186</b>	<b>4.4</b>	<b>88-3</b>	<b>54</b>	<b>40</b>	<b>13</b>	<b>26</b>	<b>315</b>	<b>7.5</b>

**Season/Career Highs**

**Points**  
 Season 22 at Fresno St. (11-23-09)  
 Career 24 vs. Wyoming (2-14-08)

**Rebounds**  
 Season 10 at Arizona St. (12-19-09)  
 Career 12 at Wyoming (2-19-08)

**Assists**  
 Season 4 vs. CS Fullerton (12-9-09)  
 Career 4 vs. CS Fullerton (12-9-09)  
 4 vs. Air Force (2-7-09)  
 4 vs. W. Mich. (12-1-07)

**Field Goals**  
 Season 8 at Pacific (11-25-09)  
 8 at Fresno St. (11-23-09)  
 Career 12 vs. Wyoming (2-14-09)

**Field Goals Attempted**  
 Season 14 at Pacific (11-25-09)  
 Career 14 at Pacific (11-25-09)

**Three-Point Field Goals**  
 Season 2 at Pacific (11-25-09)  
 Career 2 at Pacific (11-25-09)

**Three-Point FG Attempted**  
 Season 2 at Arizona St. (12-19-09)  
 2 at Pacific (11-25-09)  
 Career 2 at Arizona St. (12-19-09)  
 2 at Pacific (11-25-09)

**Free Throws**  
 Season 6 at Fresno State (11-23-09)  
 Career 6 at Fresno State (11-23-09)

**Free Throws Attempted**  
 Season 7 vs. Santa Clara (11-19-09)  
 Career 7 vs. Santa Clara (11-19-09)  
 7 vs. Utah (1-10-09)

**Steals**  
 Season 2 - six times  
 Career 4 vs. TCU (1-5-08)  
 4 at LMU (11-28-07)  
 4 at San Diego (11-19-07)

**Blocked Shots**  
 Season 2 at Arizona St. (12-19-09)  
 2 vs. Arizona (12-12-09)  
 2 at San Diego (12-2-09)  
 Career 4 vs. Wyoming (2-14-09)  
 4 vs. BYU (2-23-08)  
 4 at Colorado St. (1-29-08)

**Minutes Played**  
 Season 43 at San Diego (12-2-09)  
 Career 43 at San Diego (12-2-09)

# 32 • Billy White

**Forward • 6-8 • 235 • Junior • Las Vegas, Nev. (Green Valley High)**



Ranks eighth nationally in field-goal percentage according to the NCAA through games of Dec. 20... Played in 11 consecutive games and started 10 straight after missing the exhibition games, the season-opening game and much of the opening two weeks of practice with a wrist injury... Scored in double figures seven times this season and had done so a career-best nine consecutive games dating back to last season until it was broken at San Diego (12-2-09)... Made a career-best 12 straight free-throw attempts (broken at USD)... Had an assist in seven straight games, which was the longest streak of his career until it was broken vs. Arizona (12-12-09)... Has led San Diego State in scoring three times this season after doing so seven times in his first two seasons combined... Had shot 50 percent or better from the floor in eight consecutive games until the streak was broken at Arizona State (12-19-09)... Had eight points and a season-high nine rebounds at San Diego (12-2-09)... Recorded 14 points and a career-high tying four assists vs. Cal State Fullerton (12-9-09)... Finished with seven points and season-high two blocks vs. Arizona (12-12-09)... Pulled down a season-high 10 rebounds at Arizona State (12-19-09)... Went for 16 points, his highest scoring output since Nov. 25, and nine rebounds at Drake (12-22-09).

## 2009-10 Game-By-Game Statistics

Date	Opponent	S	MP	FG-FGA	3FG-FGA	FT-FTA	REB	PF	A	TO	BK	S	TP
N.14	UC San Diego						Did Not Play - Injured						
N.16	at Saint Mary's		25	5-11	0-0	0-2	7	4	0	3	1	0	10
N.19	Santa Clara	S	26	7-11	0-0	3-7	8	2	1	0	1	2	17
N.23	at Fresno State	S	35	8-10	0-0	6-6	8	0	1	2	0	1	22
N.25	at Pacific	S	32	8-14	2-2	2-2	4	4	1	0	1	2	20
N.28	Northern Arizona	S	17	4-4	0-0	4-4	2	2	1	3	1	2	12
D.2	at San Diego	S	43	4-5	0-1	0-3	9	3	1	3	2	2	8
D.5	at UC Santa Barbara	S	23	1-2	0-0	2-2	3	4	1	3	0	1	4
D.9	Cal State Fullerton	S	28	6-7	1-1	1-5	5	3	4	5	0	2	14
D.12	Arizona	S	29	3-4	1-1	0-0	2	3	0	4	2	0	7
D.19	at Arizona State	S	32	3-8	0-2	2-4	10	2	0	1	2	0	8
D.22	at Drake	S	34	7-11	0-0	2-4	9	2	1	3	1	2	16
D.29	UC Riverside												
D.31	Pomona-Pitzer												
J.5	New Mexico*												
J.9	at Wyoming*												
J.13	at UNLV*												
J.16	TCU*												
J.19	at Utah*												
J.23	BYU*												
J.30	at Colorado State*												
F.2	Air Force*												
F.6	at New Mexico*												
F.10	Wyoming*												
F.13	UNLV*												
F.16	at TCU*												
F.20	Utah*												
F.24	at BYU*												
M.3	Colorado State*												
M.6	at Air Force*												

## ► White Career Statistics

Year	G-GS	Min.-Avg.	FG-FGA	Pct.	3P-3PA	Pct.	FT-FTA	Pct.	OR	DR	Reb	Avg.	PF-D	AT	TO	BS	ST	Pts	Avg.
07-08	33-28	946-28.7	118-192	.615	0-2	.000	43-67	.642	74	121	195	5.9	105-5	34	53	25	47	279	8.5
08-09	33-30	746-22.6	124-187	.663	0-1	.000	44-66	.667	53	73	126	3.8	79-2	26	43	26	31	292	8.8
09-10	11-10	324-29.5	56-87	.644	4-7	.571	22-39	.564	32	35	67	6.1	29-0	11	27	11	14	138	12.5
<b>Totals</b>	<b>77-68</b>	<b>2016-26.2</b>	<b>298-466</b>	<b>.639</b>	<b>4-10</b>	<b>.400</b>	<b>109-172</b>	<b>.634</b>	<b>159</b>	<b>229</b>	<b>388</b>	<b>5.0</b>	<b>213-7</b>	<b>71</b>	<b>123</b>	<b>62</b>	<b>92</b>	<b>709</b>	<b>9.2</b>

**Season/Career Highs**

**Points**  
 Season 16 at Drake (12-22-09)  
 Career 19 vs. Saint Mary's (12-8-07)

**Rebounds**  
 Season 3 vs. UCSD (11-14-09)  
 Career 6 vs. Air Force (2-6-08)  
 6 at New Mexico (1-12-08)  
 6 at LMU (11-28-07)

**Assists**  
 Season 3 vs. UCSD (11-14-09)  
 Career 3 vs. UCSD (11-14-09)  
 3 vs. Alabama St. (12-27-04)

**Field Goals**  
 Season 5 at Drake (12-22-09)  
 Career 8 vs. Saint Mary's (12-8-07)

**Field Goals Attempted**  
 Season 9 at Drake (12-22-09)  
 Career 12 at TCU (2-9-08)  
 12 vs. Saint Mary's (12-8-07)  
 12 vs. UCR (12-4-07)

**Three-Point Field Goals**  
 Season 5 at Drake (12-22-09)  
 Career 5 at Drake (12-22-09)  
 5 at California (11-24-07)

**Three-Point Field Goals Attempted**  
 Season 8 at Drake (12-22-09)  
 Career 9 at California (11-24-07)

**Free Throws**  
 Season 4 vs. NAU (11-28-09)  
 Career 6 at Arizona (12-22-07)

**Free Throws Attempted**  
 Season 6 vs. NAU (11-28-09)  
 Career 6 vs. NAU (11-28-09)  
 6 at Arizona (12-22-07)

**Steals**  
 Season 1 vs. Arizona (12-12-09)  
 1 vs. NAU (11-28-09)  
 1 at Fresno St. (11-23-09)  
 1 vs. Santa Clara (11-19-09)  
 1 vs. UCSD (11-14-09)  
 Career 3 Seven times

**Blocked Shots**  
 Season 1 at Drake (12-22-09)  
 1 vs. Santa Clara (11-19-09)  
 Career 1 at Drake (12-22-09)  
 1 vs. Santa Clara (11-19-09)  
 1 vs. Air Force (2-6-08)  
 1 at Fresno St. (1-15-05)  
 1 vs. Tulsa (1-8-05)

**Minutes Played**  
 Season 25 vs. UCSD (11-14-09)  
 Career 27 vs. No. Colo. (1-9-08)

# 40 • Kelvin Davis

**Guard • 6-3 • 220 • Senior • Waterbury, Conn. (College of So. Idaho)**



Was the 2009 recipient of the USBWA's Most Courageous Award... Made two three-point field goals en route to 10 points in his return to college basketball against UC San Diego (11-14-09)... Has 10 or more points four times this season and 15 times in his career... Has a three-point field goal in nine of his 11 games played this season... Has made multiple treys in six of 11 games this season... 16 of his 26 made field goals this season are from behind the arc... Entered the season with six career starts but has already earned the starting nod four times this season... Posted 11 points against Santa Clara (11-19-09) and Northern Arizona (11-28-09)... Finished with seven points after connecting on all three field-goal attempts vs. Arizona (12-12-09)... Finished with four points at Arizona State (12-19-09)... Knocked down a career-high tying five three-pointers en route to a season-best 16 points at Drake (12-22-09).

## 2009-10 Game-By-Game Statistics

Date	Opponent	S	MP	FG-FGA	3FG-FGA	FT-FTA	REB	PF	A	TO	BK	S	TP
N.14	UC San Diego	S	25	3-5	2-4	2-3	3	1	3	2	0	1	10
N.16	at Saint Mary's	S	21	2-3	1-1	0-0	2	2	0	1	0	0	5
N.19	Santa Clara	S	16	4-8	3-6	0-0	2	3	0	1	1	1	11
N.23	at Fresno State		23	2-7	1-4	0-0	2	0	1	2	0	1	5
N.25	at Pacific		17	1-4	1-3	0-1	0	4	2	1	0	0	3
N.28	Northern Arizona	S	17	3-7	1-5	4-6	2	3	0	1	0	1	11
D.2	at San Diego		17	2-3	1-2	2-2	1	1	1	2	0	0	7
D.5	at UC Santa Barbara		11	0-6	0-6	0-0	1	3	1	2	0	0	0
D.9	Cal State Fullerton						Did Not Play - CD						
D.12	Arizona		10	3-3	1-1	0-1	1	3	0	2	0	1	7
D.19	at Arizona State		13	1-3	0-2	2-3	0	3	1	3	0	0	4
D.22	at Drake		23	5-9	5-8	1-2	0	1	1	1	1	0	16
D.29	UC Riverside												
D.31	Pomona-Pitzer												
J.5	New Mexico*												
J.9	at Wyoming*												
J.13	at UNLV*												
J.16	TCU*												
J.19	at Utah*												
J.23	BYU*												
J.30	at Colorado State*												
F.2	Air Force*												
F.6	at New Mexico*												
F.10	Wyoming*												
F.13	UNLV*												
F.16	at TCU*												
F.20	Utah*												
F.24	at BYU*												
M.3	Colorado State*												
M.6	at Air Force*												

## ► Davis Career Statistics

\* at UTEP

Year	G-GS	Min.-Avg.	FG-FGA	Pct.	3P-3PA	Pct.	FT-FTA	Pct.	OR	DR	Reb	Avg.	PF-D	AT	TO	BS	ST	Pts.	Avg.
04-05*	24-1	149-6.2	15-42	.357	7-22	.318	6-10	.600	3	15	18	0.8	20-1	16	10	3	12	43	1.8
07-08	33-5	670-20.3	90-210	.429	39-117	.333	30-54	.556	24	64	88	2.7	67-1	26	51	1	41	249	7.5
08-09	8-0	85-10.6	8-24	.333	4-14	.286	0-3	.000	3	11	14	1.8	7-0	4	7	0	6	20	2.5
09-10	11-4	193-17.5	26-58	.448	16-42	.381	11-18	.611	3	11	14	1.3	24-0	10	18	2	5	79	7.2
<b>Totals</b>	<b>76-10</b>	<b>1097-14.4</b>	<b>139-334</b>	<b>.416</b>	<b>66-195</b>	<b>.338</b>	<b>47-85</b>	<b>.553</b>	<b>33</b>	<b>101</b>	<b>134</b>	<b>1.8</b>	<b>118-2</b>	<b>56</b>	<b>86</b>	<b>6</b>	<b>64</b>	<b>391</b>	<b>5.1</b>

# 2009-10 San Diego State Schedule/Results

**Record: 9-3 (Home: 5-0, Away: 4-3, Neutral: 0-0)**  
**Mountain West Conference: 0-0 (Home: 0-0, Away: 0-0)**

Date	Opp.	Opponent (SDSU NR)	SDSU Result	W-L	Record	MWC	San Diego State High			
							Scorer	Rebounder	Assists	Attendance
Nov. 14		UC SAN DIEGO (--/rv)	W 77-52	W1	1-0		Thomas - 20	Thomas - 9	Gay - 4	5,520
Nov. 16	(--/rv)	at Saint Mary's (--/rv)	L 58-80	L1	1-1		Thomas - 14	Thomas - 8	Gay - 3	2,774
Nov. 19		~SANTA CLARA (--/rv)	W 86-53	W1	2-1		White - 17	Leonard - 13	Gay/Leonard - 4	5,401
Nov. 23		~at Fresno State	W 62-58	W2	3-1		White - 22	White - 8	Gay - 6	8,041
Nov. 25		~at Pacific	L 63-71	L1	3-2		White - 20	Thomas - 8	Tapley - 3	2,705
Nov. 28		~NORTHERN ARIZONA	W 89-48	W1	4-2		Thomas - 21	Leonard/Thomas - 10	Gay - 7	4,390
Dec. 2		at San Diego	W-ot 69-62	W2	5-2		Gay - 22	Thomas - 10	Shelley - 3	4,662
Dec. 5		at UC Santa Barbara	W 69-61	W3	6-2		Shelley - 17	Leonard - 9	Thomas - 3	2,513
Dec. 9		CAL STATE FULLERTON	W 82-68	W4	7-2		Leonard - 23	Leonard - 18	Leonard - 5	4,774
Dec. 12		ARIZONA	W 63-46	W5	8-2		Leonard - 13	Leonard - 12	Three with - 2	12,414
Dec. 19		at Arizona State	L 52-55	L1	8-3		Tapley - 17	Leonard - 11	Gay - 3	10,055
Dec. 22		at Drake	W-ot 76-73	W1	9-3		Gay - 18	Leonard - 11	Gay - 3	4,012
Dec. 29		UC RIVERSIDE								
Dec. 31		POMONA-PITZER								
Jan. 5		*NEW MEXICO								
Jan. 9		*at Wyoming								
Jan. 13		*at UNLV								
Jan. 16		*TCU								
Jan. 19		*at Utah								
Jan. 23		*BRIGHAM YOUNG								
Jan. 30		*at Colorado State								
Feb. 2		*AIR FORCE								
Feb. 6		*at New Mexico								
Feb. 10		*WYOMING								
Feb. 13		*UNLV								
Feb. 16		*at TCU								
Feb. 20		*UTAH								
Feb. 24		*at Brigham Young								
Mar. 3		*COLORADO STATE								
Mar. 6		*at Air Force								
Mar. 10-13		at Conoco MWC Championships (Thomas & Mack Center; Las Vegas, Nev.)								

Caps denotes home game. ~ - West Coast Classic. \* - Mountain West Conference Game. ` - Conoco Mountain West Conference Championships (Thomas & Mack Center; Las Vegas, Nev.). c - Indicates capacity crowd. Opp NR - Indicates Opponent national ranking listed after opponent name (*Associated Press* and *ESPN/USA Today* coaches polls at gametime). 1R - First Round; QF - Quarterfinal; SF - Semifinal; CH - Championship. Opponent seed listed left of team name. Time to the right of opponent name indicates time remaining on a game-winning shot.

## Record/Attendance Summary

	G	W-L	Total	Average	High
Home	5	5-0	32,499	6,500	12,414 vs. Arizona (Dec. 12)
Mountain West					
Away	7	4-3	34,762	4,966	10,055 at Arizona State (Dec. 19)
Mountain West					
Neutral					
Total	12	9-3	67,261	5,605	12,414 vs. Arizona (Dec. 12)
Mountain West					

## Win/Loss Margin

	1	2	3	4	5	6	7	8	9	10	11	12	13	14	15	16	17	18	19	20	22	25	33	41	=<3	=<5	=<10	
Win			1	1			1	1						1			1					1	1	1		1	2	4
Loss			1					1													1					1	1	2

# 2009-10 San Diego State Season Stats

**Record: 9-3 (Home: 5-0, Away: 4-3, Neutral: 0-0)**

No.	Player	G	P	GS	Min	TOTAL		3-PTS		FT-FTA		REBOUNDS				PF	FO	A	TO	Blk	Stl	Pts	Avg
						FG	FGA	Pct	3FG	3FGA	Pct	Off	Def	Tot	Avg								
32	WHITE, Billy	11	10	324	29.5	56-87	.644	4-7	.571	22-39	.564	32	35	67	6.1	29	0	11	27	11	14	138	12.5
23	GAY, D.J.	12	12	394	32.8	46-115	.400	21-57	.368	17-22	.773	7	20	27	2.3	18	0	39	26	1	17	130	10.8
04	THOMAS, Malcolm	12	11	362	30.2	46-90	.511	0-1	.000	29-55	.527	34	52	86	7.2	32	0	17	23	14	9	121	10.1
15	LEONARD, Kawhi	12	11	371	30.9	47-110	.427	3-25	.120	22-31	.710	39	77	116	9.7	31	1	23	29	6	16	119	9.9
03	SHELLEY, Tyrone	11	7	267	24.3	38-85	.447	11-37	.297	19-34	.559	12	35	47	4.3	17	0	14	23	8	21	106	9.6
22	TAPLEY, Chase	12	2	236	19.7	34-68	.500	9-29	.310	3-4	.750	7	17	24	2.0	12	0	21	10	3	9	80	6.7
40	DAVIS, Kelvin	11	4	193	17.5	26-58	.448	16-42	.381	11-18	.611	3	11	14	1.3	24	0	10	18	2	5	79	7.2
05	CARLWELL, Brian	12	3	177	14.8	20-32	.625	0-0	.000	8-15	.533	15	18	33	2.8	28	1	1	13	3	4	48	4.0
24	SHELTON, Tim	4	0	35	8.8	2-4	.500	1-2	.500	3-4	.750	3	3	6	1.5	4	0	5	2	0	0	8	2.0
00	WILLIAMS, Alec	6	0	50	8.3	3-9	.333	0-2	.000	1-2	.500	1	6	7	1.2	7	0	2	1	0	0	7	1.2
10	HORTON, Bryan	6	0	30	5.0	2-6	.333	0-1	.000	1-5	.200	1	2	3	0.5	2	0	2	1	0	1	5	0.8
20	DEUTCHMAN, Jason	3	0	11	3.7	1-2	.500	0-0	.000	3-4	.750	0	2	2	0.7	1	0	0	0	0	0	5	1.7
TEAM												12	21	33	2.8	0			4			0	
SDSU TOTALS		12				321-666	.482	65-203	.320	139-233	.597	166	299	465	38.8	205	2	145	177	48	96	846	70.5
OPPONENTS		12				253-650	.389	85-252	.337	136-194	.701	128	233	361	30.1	209	-	143	166	29	83	727	60.6

SCORE BY PERIODS:	1st	2nd	OT	2OT	Total
SAN DIEGO STATE	376	443	27		- 846
OPPONENTS	339	371	17		- 727

# 2009-10 San Diego State - Home/Away Stats

## Home: 5-0

No.	Player	GPGS	Min	Avg	TOTAL		3-PTS			REBOUNDS				PF	FO	A	TO	Blk	Stl	Pts	Avg		
					FG-FGA	Pct	3FG-FGA	Pct	FT-FTA	Pct	Off	Def	Tot									Avg	
15	LEONARD, Kawhi	5	4	158	31.6	27-60	.450	2-12	.167	7-12	.583	26	35	61	12.2	9	0	15	13	2	8	63	12.6
04	THOMAS, Malcolm	5	4	133	26.6	26-47	.553	0-0	.000	10-22	.455	19	16	35	7.0	10	0	8	9	10	4	62	12.4
32	WHITE, Billy	4	4	100	25.0	20-26	.769	2-2	1.000	8-16	.500	6	11	17	4.3	10	0	6	12	4	6	50	12.5
22	TAPLEY, Chase	5	1	114	22.8	20-31	.645	6-11	.545	0-0	.000	2	10	12	2.4	4	0	13	3	3	5	46	9.2
03	SHELLEY, Tyrone	4	2	87	21.8	18-33	.545	4-13	.308	3-12	.250	1	10	11	2.8	9	0	5	7	4	11	43	10.8
23	GAY, D.J.	5	5	149	29.8	16-40	.400	3-17	.176	5-7	.714	2	11	13	2.6	6	0	21	11	0	9	40	8.0
40	DAVIS, Kelvin	4	3	68	17.0	13-23	.565	7-16	.438	6-10	.600	1	7	8	2.0	10	0	3	6	1	4	39	9.8
05	CARLWELL, Brian	5	2	98	19.6	13-22	.591	0-0	.000	6-12	.500	10	13	23	4.6	14	1	0	6	1	3	32	6.4
00	WILLIAMS, Alec	4	0	43	10.8	3-7	.429	0-0	.000	1-2	.500	1	6	7	1.8	7	0	2	1	0	0	7	1.8
10	HORTON, Bryan	4	0	27	6.8	2-6	.333	0-1	.000	1-5	.200	1	2	3	0.8	2	0	2	1	0	1	5	1.3
24	SHELTON, Tim	2	0	12	6.0	2-4	.500	1-2	.500	0-0	.000	2	2	4	2.0	2	0	4	2	0	0	5	2.5
20	DEUTCHMAN, Jason	3	0	11	3.7	1-2	.500	0-0	.000	3-4	.750	0	2	2	0.7	1	0	0	0	0	0	5	1.7
TEAM												8	6	14	2.8	0			2			0	
SDSU TOTALS		5				161-301	.535	25-74	.338	50-102	.490	79	131	210	42.0	84	1	79	73	25	51	397	79.4
OPPONENTS		5				93-270	.344	25-100	.250	56-73	.767	50	88	138	27.6	87	-	50	84	10	26	267	53.4

SCORE BY PERIODS:	1st	2nd	OT	2OT	Total
SAN DIEGO STATE	188	209			- 397
OPPONENTS	113	154			- 267

## Away: 4-3

No.	Player	GPGS	Min	Avg	TOTAL		3-PTS			REBOUNDS				PF	FO	A	TO	Blk	Stl	Pts	Avg		
					FG-FGA	Pct	3FG-FGA	Pct	FT-FTA	Pct	Off	Def	Tot									Avg	
23	GAY, D.J.	7	7	245	35.0	30-75	.400	18-40	.450	12-15	.800	5	9	14	2.0	12	0	18	15	1	8	90	12.9
32	WHITE, Billy	7	6	224	32.0	36-61	.590	2-5	.400	14-23	.609	26	24	50	7.1	19	0	5	15	7	8	88	12.6
03	SHELLEY, Tyrone	7	5	180	25.7	20-52	.385	7-24	.292	16-22	.727	11	25	36	5.1	8	0	9	16	4	10	63	9.0
04	THOMAS, Malcolm	7	7	229	32.7	20-43	.465	0-1	.000	19-33	.576	15	36	51	7.3	22	0	9	14	4	5	59	8.4
15	LEONARD, Kawhi	7	7	213	30.4	20-50	.400	1-13	.077	15-19	.789	13	42	55	7.9	22	1	8	16	4	8	56	8.0
40	DAVIS, Kelvin	7	1	125	17.9	13-35	.371	9-26	.346	5-8	.625	2	4	6	0.9	14	0	7	12	1	1	40	5.7
22	TAPLEY, Chase	7	1	122	17.4	14-37	.378	3-18	.167	3-4	.750	5	7	12	1.7	8	0	8	7	0	4	34	4.9
05	CARLWELL, Brian	7	1	79	11.3	7-10	.700	0-0	.000	2-3	.667	5	5	10	1.4	14	0	1	7	2	1	16	2.3
24	SHELTON, Tim	2	0	23	11.5	0-0	.000	0-0	.000	3-4	.750	1	1	2	1.0	2	0	1	0	0	0	3	1.5
00	WILLIAMS, Alec	2	0	7	3.5	0-2	.000	0-2	.000	0-0	.000	0	0	0	0.0	0	0	0	0	0	0	0	0.0
10	HORTON, Bryan	2	0	3	1.5	0-0	.000	0-0	.000	0-0	.000	0	0	0	0.0	0	0	0	0	0	0	0	0.0
TEAM												4	15	19	2.7	0			2			0	
SDSU TOTALS		7				160-365	.438	40-129	.310	89-131	.679	87	168	255	36.4	121	1	66	104	23	45	449	64.1
OPPONENTS		7				160-380	.421	60-152	.395	80-121	.661	78	145	223	31.9	122	-	93	82	19	57	460	65.7

SCORE BY PERIODS:	1st	2nd	OT	2OT	Total
SAN DIEGO STATE	188	234	27		- 449
OPPONENTS	226	217	17		- 460

# 2009-10 San Diego State - Win/Loss Stats

## Wins: 9

No.	Player	GPGS	Min	Avg	TOTAL		3-PTS			REBOUNDS													
					FG-FGA	Pct	3FG-FGA	Pct	FT-FTA	Pct	Off	Def	Tot	Avg	PF	FO	A	TO	Blk	Stl	Pts	Avg	
15	LEONARD, Kawhi	9	8	282	31.3	43-92	.467	3-20	.150	14-21	.667	34	61	95	10.6	21	1	20	19	5	14	103	11.4
32	WHITE, Billy	8	8	235	29.4	40-54	.741	2-3	.667	18-31	.581	22	24	46	5.8	19	0	10	23	7	12	100	12.5
23	GAY, D.J.	9	9	299	33.2	35-84	.417	16-44	.364	13-18	.722	5	17	22	2.4	13	0	32	23	1	11	99	11.0
04	THOMAS, Malcolm	9	8	262	29.1	38-71	.535	0-0	.000	18-37	.486	26	34	60	6.7	23	0	14	15	12	7	94	10.4
03	SHELLEY, Tyrone	8	5	201	25.1	33-70	.471	9-31	.290	15-28	.536	6	30	36	4.5	13	0	12	14	7	17	90	11.3
40	DAVIS, Kelvin	8	3	142	17.8	22-48	.458	14-36	.389	9-14	.643	3	9	12	1.5	15	0	7	13	2	5	67	8.4
22	TAPLEY, Chase	9	2	177	19.7	24-48	.500	6-19	.316	1-2	.500	4	13	17	1.9	9	0	15	5	3	6	55	6.1
05	CARLWELL, Brian	9	2	143	15.9	17-27	.630	0-0	.000	6-13	.462	13	15	28	3.1	21	1	1	10	3	3	40	4.4
24	SHELTON, Tim	3	0	28	9.3	2-4	.500	1-2	.500	3-4	.750	3	3	6	2.0	4	0	4	2	0	0	8	2.7
00	WILLIAMS, Alec	4	0	43	10.8	3-7	.429	0-0	.000	1-2	.500	1	6	7	1.8	7	0	2	1	0	0	7	1.8
10	HORTON, Bryan	4	0	27	6.8	2-6	.333	0-1	.000	1-5	.200	1	2	3	0.8	2	0	2	1	0	1	5	1.3
20	DEUTCHMAN, Jason	3	0	11	3.7	1-2	.500	0-0	.000	3-4	.750	0	2	2	0.7	1	0	0	0	0	0	5	1.7
TEAM												10	15	25	2.8	0			3			0	
SDSU TOTALS		9				260-513	.507	51-156	.327	102-179	.570	128	231	359	39.9	148	2	119	129	40	76	673	74.8
OPPONENTS		9				182-487	.374	60-185	.324	97-137	.708	91	169	260	28.9	155	-	104	133	15	56	521	57.9

SCORE BY PERIODS:	1st	2nd	OT	2OT	Total
SAN DIEGO STATE	304	342	27		- 673
OPPONENTS	227	277	17		- 521

## Losses: 3

No.	Player	GPGS	Min	Avg	TOTAL		3-PTS			REBOUNDS													
					FG-FGA	Pct	3FG-FGA	Pct	FT-FTA	Pct	Off	Def	Tot	Avg	PF	FO	A	TO	Blk	Stl	Pts	Avg	
32	WHITE, Billy	3	2	89	29.7	16-33	.485	2-4	.500	4-8	.500	10	11	21	7.0	10	0	1	4	4	2	38	12.7
23	GAY, D.J.	3	3	95	31.7	11-31	.355	5-13	.385	4-4	1.000	2	3	5	1.7	5	0	7	3	0	6	31	10.3
04	THOMAS, Malcolm	3	3	100	33.3	8-19	.421	0-1	.000	11-18	.611	8	18	26	8.7	9	0	3	8	2	2	27	9.0
22	TAPLEY, Chase	3	0	59	19.7	10-20	.500	3-10	.300	2-2	1.000	3	4	7	2.3	3	0	6	5	0	3	25	8.3
15	LEONARD, Kawhi	3	3	89	29.7	4-18	.222	0-5	.000	8-10	.800	5	16	21	7.0	10	0	3	10	1	2	16	5.3
03	SHELLEY, Tyrone	3	2	66	22.0	5-15	.333	2-6	.333	4-6	.667	6	5	11	3.7	4	0	2	9	1	4	16	5.3
40	DAVIS, Kelvin	3	1	51	17.0	4-10	.400	2-6	.333	2-4	.500	0	2	2	0.7	9	0	3	5	0	0	12	4.0
05	CARLWELL, Brian	3	1	34	11.3	3-5	.600	0-0	.000	2-2	1.000	2	3	5	1.7	7	0	0	3	0	1	8	2.7
24	SHELTON, Tim	1	0	7	7.0	0-0	.000	0-0	.000	0-0	.000	0	0	0	0.0	0	0	1	0	0	0	0	0.0
00	WILLIAMS, Alec	2	0	7	3.5	0-2	.000	0-2	.000	0-0	.000	0	0	0	0.0	0	0	0	0	0	0	0	0.0
10	HORTON, Bryan	2	0	3	1.5	0-0	.000	0-0	.000	0-0	.000	0	0	0	0.0	0	0	0	0	0	0	0	0.0
TEAM												2	6	8	2.7	0			1			0	
SDSU TOTALS		3				61-153	.399	14-47	.298	37-54	.685	38	68	106	35.3	57	0	26	48	8	20	173	57.7
OPPONENTS		3				71-163	.436	25-67	.373	39-57	.684	37	64	101	33.7	54	-	39	33	14	27	206	68.7

SCORE BY PERIODS:	1st	2nd	OT	2OT	Total
SAN DIEGO STATE	72	101			- 173
OPPONENTS	112	94			- 206

## 2009-10 Team Game-By-Game

Opponent	Site/Date	FG-FGA	Pct	3P-3PA	Pct	FT-FTA	Pct	Off-Def	Tot	PF	AT	TO	BS	ST	1st-2nd	Pts
at SDSU	H	32-54	.593	3-9	.333	10-20	.500	10-33	43	11	16	20	3	9	31-46	77
UC San Diego	11/14	22-64	.344	6-30	.200	2-7	.286	9-19	28	16	10	14	0	6	28-24	52
SDSU	A	20-56	.357	4-12	.333	14-20	.700	12-24	36	16	7	14	2	6	21-37	58
at Saint Mary's	11/16	28-65	.431	13-29	.448	11-15	.733	15-25	40	18	17	10	10	9	42-38	80
at SDSU	H	35-66	.530	8-22	.364	8-17	.471	17-28	45	19	16	14	6	11	38-48	86
Santa Clara	11/19	18-65	.277	4-19	.211	13-16	.813	20-17	37	14	10	19	4	7	22-31	53
SDSU	A	21-55	.382	7-25	.280	13-17	.765	15-21	36	14	11	12	1	8	25-37	62
at Fresno State	11/23	24-51	.471	5-18	.278	5-8	.625	8-21	29	15	18	14	2	7	29-29	58
SDSU	A	23-53	.434	7-20	.350	10-15	.667	14-15	29	22	9	10	2	7	29-34	63
at Pacific	11/25	25-49	.510	4-12	.333	17-23	.739	14-21	35	16	12	11	3	5	42-29	71
at SDSU	H	36-64	.563	3-16	.188	14-24	.583	16-27	43	19	19	7	3	12	45-44	89
Northern Arizona	11/28	13-49	.265	4-24	.167	18-19	.947	8-15	23	20	6	16	1	5	18-30	48
SDSU	A	26-51	.510	5-18	.278	12-18	.667	10-28	38	15	8	13	6	8	27-25-17	69
at San Diego	12/2	21-61	.344	11-25	.440	9-13	.692	14-19	33	16	11	11	2	8	28-24-10	62
SDSU	A	27-53	.509	5-20	.250	10-18	.556	13-22	35	17	11	16	5	4	28-41	69
at UC Santa Barbara	12/5	19-51	.373	8-18	.444	15-22	.682	14-20	34	17	11	14	0	9	26-35	61
at SDSU	H	31-61	.508	7-14	.500	13-32	.406	19-22	41	15	20	13	3	9	41-41	82
CS Fullerton	12/9	24-47	.511	9-17	.529	11-13	.846	3-22	25	23	14	19	3	4	25-43	68
at SDSU	H	27-56	.482	4-13	.308	5-9	.556	17-21	38	20	8	19	10	10	33-30	63
Arizona	12/12	16-45	.356	2-10	.200	12-18	.667	10-15	25	14	10	16	2	4	20-26	46
SDSU	A	18-44	.409	3-15	.200	13-19	.684	12-29	41	19	10	24	4	7	22-30	52
at Arizona State	12/19	18-49	.367	8-26	.308	11-19	.579	8-18	26	20	10	12	1	13	28-27	55
SDSU	A	25-53	.472	9-19	.474	17-24	.708	11-29	40	18	10	15	3	5	36-30-10	76
at Drake	12/22	25-54	.463	11-24	.458	12-21	.571	5-21	26	20	14	10	1	6	31-35-7	73
at SDSU	H															
UC Riverside	12/29															

## 2009-10 Individual Game-By-Game (Points/Rebs./Asts.)

Opponent	Result	0	3	4	5	10	15	20	22	23	24	32	40
		Alec Williams	Tyrone Shelley	Malcolm Thomas	Brian Carlwell	Bryan Horton	Kawhi Leonard	Jason Deutchman	Chase Tapley	D.J. Gay	Tim Shelton	Billy White	Kelvin Davis
UC SAN DIEGO	W, 77-52	6/7/1	INJ	20/9/1	9/5/0	4/1/1	8/8/3	4/1/0	11/3/3	5/4/4	INJ	INJ	10/3/3
at Saint Mary's	L, 58-80	0/0/0	6/6/2	14/8/1	6/1/0	0/0/0	4/7/0	DNT	3/1/1	10/1/3	INJ	10/7/0	5/2/0
~SANTA CLARA	W, 86-53	1/0/1	12/4/1	6/4/3	6/6/0	0/1/1	9/13/4	0/0/0	12/2/1	12/2/4	INJ	17/8/1	11/2/0
~at Fresno State	W, 62-58	CD	17/6/2	3/3/1	4/2/0	CD	5/7/0	DNT	0/0/0	6/6/6	INJ	22/8/1	5/2/1
~at Pacific	L, 63-71	0/0/0	10/2/0	8/8/0	0/3/0	0/0/0	6/3/2	DNT	5/4/3	11/2/1	INJ	20/4/1	3/0/2
~NORTHERN ARIZONA	W, 89-48	0/0/0	17/1/2	21/10/3	2/4/0	1/1/0	10/10/1	1/1/0	11/2/5	3/6/7	INJ	12/2/1	11/2/0
at San Diego	W-ot, 69-62	INJ	10/6/3	8/10/0	0/0/0	CD	8/7/2	DNP	6/2/0	22/1/1	INJ	8/9/1	7/1/1
at UC Santa Barbara	W, 69-61	INJ	17/8/2	15/4/3	4/3/1	CD	13/9/2	DNT	3/1/0	13/1/1	INJ	4/3/1	0/1/1
CAL STATE FULLERTON	W, 82-68	0/0/0	5/2/1	9/7/0	10/4/0	0/0/0	23/18/5	CD	10/2/4	8/0/4	3/0/2	14/5/4	CD
ARIZONA	W, 63-46	CD	9/4/1	6/5/1	5/4/0	CD	13/12/2	CD	2/3/0	12/1/2	2/4/2	7/2/0	7/1/0
at Arizona State	L, 52-55	CD	0/3/0	5/10/2	2/1/0	DNT	6/11/1	DNT	17/2/2	10/2/3	0/0/1	8/10/0	4/0/1
at Drake	W-ot, 76-73	CD	3/5/0	6/8/2	0/0/0	DNT	14/11/1	DNT	0/2/2	18/1/3	3/2/0	16/9/1	16/0/1

UC RIVERSIDE  
POMONA-PITZER

\*NEW MEXICO

\*at Wyoming

\*at UNLV

\*TCU

\*at Utah

\*BRIGHAM YOUNG

\*at Colorado State

\*AIR FORCE

\*at New Mexico

\*WYOMING

\*UNLV

\*at TCU

\*UTAH

\*at Brigham Young

\*COLORADO STATE

\*at Air Force

\* - Indicates starter. CD - Did Not Play-Coach's Decision. DND - Did Not Dress. DNT - Did Not Travel. INJ - Did Not Play-Injured. ~ - West Coast Classic. ^ - Mountain West Conference Championships (Thomas & Mack Center; Las Vegas, Nev.).

## 2009-10 Starting Lineups

F	F	C	G	G	W-L	Record As SDSU Starter	Season	Career
Leonard	Thomas	Carlwell	Davis	Gay	1-1	Brian Carlwell	2-1	2-1
Leonard	White	Carlwell	Davis	Gay	1-0	Mehdi Cheriet		2-0
Shelley	White	Thomas	Leonard	Gay	5-2	Kelvin Davis	3-1	6-3
Davis	White	Thomas	Tapley	Gay	1-0	D.J. Gay	9-3	43-18
Leonard	White	Thomas	Tapley	Gay	1-0	Kawhi Leonard	8-3	8-3
						Tyrone Shelley	5-2	5-2
						Tim Shelton		13-3
						Chase Tapley	2-0	2-0
						Malcolm Thomas	8-3	8-3
						Billy White	8-2	45-23

# San Diego State Season/Career Highs

## #0 • ALEC WILLIAMS

	Season/Career
Points	6 vs. UC San Diego, 11-14-09
Rebounds	7 vs. UC San Diego, 11-14-09
Assists	1 - two times
Steals	-
Blocked Shots	-
Minutes	21 vs. UC San Diego, 11-14-09

## #3 • TYRONE SHELLEY

	Season	Career
Points	17 - three times	34 vs. CS Northridge, 11-17-07
Rebounds	8 at UC Santa Barbara, 12-5-09	14 - two times
Assists	3 at San Diego, 12-2-09	3 - two times
Steals	4 vs. Northern Arizona, 11-28-09	4 - four times
Blocked Shots	3 - two times	4 vs. Gonzaga, 1-14-08
Minutes	31 at Fresno State, 11-23-09	36 - three times

## #4 • MALCOLM THOMAS

	Season	Career
Points	21 vs. Northern Arizona, 11-28-09	22 at Oregon, 11-10-07
Rebounds	10 - three times	16 vs. Long Beach State, 11-21-07
Assists	3 - three times	4 - six times
Steals	2 - two times	2 - four times
Blocked Shots	3 - two times	6 vs. San Diego, 2-4-08
Minutes	38 at San Diego, 12-2-09	42 vs. Portland, 3-7-08

## #5 • BRIAN CARLWELL

	Season	Career
Points	10 vs. Cal State Fullerton, 12-9-09	10 vs. Cal State Fullerton, 12-9-09
Rebounds	6 vs. Santa Clara, 11-19-09	6 - two times
Assists	1 at UC Santa Barbara, 12-5-09	2 vs. Georgia Southern, 11-17-06
Steals	2 vs. UC San Diego, 11-14-09	2 vs. UC San Diego, 11-14-09
Blocked Shots	2 at UC Santa Barbara, 12-5-09	3 vs. Ohio State, 1-6-07
Minutes	27 vs. UC San Diego, 11-14-09	27 vs. UC San Diego, 11-14-09

## #10 • BRYAN HORTON

	Season	Career
Points	4 vs. UC San Diego, 11-14-09	4 vs. UC San Diego, 11-14-09
Rebounds	1 - three times	1 - six times
Assists	1 - two times	1 - five times
Steals	1 vs. Northern Arizona, 11-28-09	1 vs. Northern Arizona, 11-28-09
Blocked Shots	-	-
Minutes	12 vs. UC San Diego, 11-14-09	12 vs. UC San Diego, 11-14-09

## #15 • KAWHI LEONARD

	Season/Career
Points	23 vs. Cal State Fullerton, 12-9-09
Rebounds	18 vs. Cal State Fullerton, 12-9-09
Assists	5 vs. Cal State Fullerton, 12-9-09
Steals	3 at Fresno State, 11-23-09
Blocked Shots	2 at UC Santa Barbara, 12-5-09
Minutes	38 vs. Cal State Fullerton, 12-9-09

## #20 • JASON DEUTCHMAN

	Season	Career
Points	4 vs. UC San Diego, 11-14-09	4 vs. UC San Diego, 11-14-09
Rebounds	1 - two times	2 vs. Air Force, 2-7-09
Assists	-	1 vs. Ark.-PB, 12-29-08
Steals	-	-
Blocked Shots	-	-
Minutes	4 - two times	4 - three times

## #22 • CHASE TAPLEY

	Season/Career
Points	17 at Arizona State, 12-19-09
Rebounds	4 at Pacific, 11-25-09
Assists	5 vs. Northern Arizona, 11-28-09
Steals	2 - two times
Blocked Shots	2 vs. Arizona, 12-12-09
Minutes	26 vs. Cal State Fullerton, 12-9-09

## #23 • D.J. GAY

	Season	Career
Points	22 at San Diego, 12-2-09	22 at San Diego, 12-2-09
Rebounds	6 - two times	6 - two times
Assists	7 vs. Northern Arizona, 11-28-09	7 vs. Northern Arizona, 11-28-09
Steals	3 - two times	3 - four times
Blocked Shots	1 at Drake, 12-22-09	1 - five times
Minutes	41 at San Diego, 12-2-09	41 at San Diego, 12-2-09

## #24 • TIM SHELTON

	Season	Career
Points	3 - two times	17 - two times
Rebounds	4 vs. Arizona, 12-12-09	12 vs. UNLV, 3-7-09
Assists	2 - two times	4 - two times
Steals	-	3 vs. Seattle, 11-28-08
Blocked Shots	-	3 at Air Force, 1-3-09
Minutes	16 at Drake, 12-22-09	35 at Air Force, 1-3-09

## #32 • BILLY WHITE

	Season	Career
Points	22 at Fresno State, 11-23-09	24 vs. Wyoming, 2-14-09
Rebounds	10 at Arizona State, 12-19-09	12 at Wyoming, 2-19-08
Assists	4 vs. Cal State Fullerton, 12-9-09	4 - three times
Steals	2 - six times	4 - three times
Blocked Shots	2 - three times	4 - three times
Minutes	43 at San Diego, 12-2-09	43 at San Diego, 12-2-09

## #40 • KELVIN DAVIS

	Season	Career
Points	16 at Drake, 12-22-09	19 vs. Saint Mary's, 12-8-07
Rebounds	3 vs. UC San Diego, 11-14-09	6 - three times
Assists	3 vs. UC San Diego, 11-14-09	3 - two times
Steals	1 - five times	3 - seven times
Blocked Shots	1 - two times	1 - five times
Minutes	25 vs. UC San Diego, 11-14-09	27 vs. Northern Colorado, 1-9-08

# 2009-10 Miscellaneous Statistics

San Diego State's Record When...			
Category	2009-10 Season	Fisher Era	SDSU Streak
Home	5-0	117-46	Won 10
Away	4-3	47-84	Won 1
Neutral	-	18-13	Lost 2
Scoring First	8-2		Lost 1
Opponent Scores First	1-1		Won 1
Leading at Half	7-0	136-35	Won 10
Trailing at Half	2-3	36-106	Lost 1
Tied at Half	-	10-2	Won 1
Leading with 5:00 Left	6-0		Won 62
Trailing with 5:00 Left	3-3		Won 1
Tied with 5:00 Left	-		Lost 2
In Overtime	2-0	10-12	Won 9
SDSU Outrebounds Opp.	9-1	129-54	Won 1
SDSU is Outrebounded	0-2	49-84	Lost 2
Opp. Commits More TOs	4-1	111-46	Won 2
SDSU Commits More TOs	5-2	62-87	Won 1
SDSU More FT Attempts	7-1	131-47	Won 6
Opp. More FT Attempts	2-1	46-93	Won 2
SDSU Shoots Better than Opp.	7-1	144-30	Won 1
Opp. Shoots Better than SDSU	2-2	34-112	Won 1
SDSU Shoots 50% or Better	6-0	70-12	Won 31
SDSU Shoots 40-50%	2-2	89-66	Won 1
SDSU Shoots 40% or Less	1-1	23-65	Won 1
Opp. Shoots 50% or Better	1-1	18-50	Won 1
Opp. Shoots 40-50%	2-1	86-81	Won 3
Opp. Shoots 40% or Less	6-1	78-12	Lost 1
SDSU Bench Outscores Opp.	5-2	90-57	Lost 1
Opp. Bench Outscores SDSU	4-1	89-79	Won 3
SDSU Scores Less Than 60	0-2	12-49	Lost 3
SDSU Scores Between 60-69	4-1	47-58	Won 3
SDSU Scores Between 70-79	2-0	67-21	Won 8
SDSU Scores Between 80-89	3-0	46-13	Won 16
SDSU Scores Between 90-99	-	9-2	Won 2
SDSU Scores 100+	-	1-0	Won 24
Opp. Scores Less Than 60	5-1	73-10	Lost 1
Opp. Scores Between 60-69	3-0	63-35	Won 5
Opp. Scores Between 70-79	1-1	42-50	Won 1
Opp. Scores Between 80-89	0-1	4-31	Lost 2
Opp. Scores Between 90-99	-	0-14	Lost 24
Opp. Scores 100+	-	0-3	Lost 9
Wearing Black	3-2		Lost 1
Wearing Red	1-1		Won 1
Wearing White	5-0		Won 11
On Monday	1-1		Won 1
On Tuesday	1-0		Won 1
On Wednesday	2-1		Won 2
On Thursday	1-0		Won 4
On Friday	-		Won 3
On Saturday	4-1		Lost 1
On Sunday	-		
In November	4-2		Won 1
In December	5-1		Won 1
In January	-		Won 2
In February	-		Won 1
In March	-		Lost 1

## LEADS AND DEFICITS

SDSU Biggest Halftime Lead	27 vs. Northern Arizona (11-28-09)
SDSU Biggest Halftime Lead Lost	5 at Drake (12-22-09)
SDSU Biggest Halftime Lead Lost in a Loss	none
SDSU Biggest Halftime Deficit	21 at Saint Mary's (11-16-09)
SDSU Biggest Halftime Deficit Overcome	4 at Fresno State (11-23-09)
SDSU Biggest Halftime Deficit Overcome for Victory	4 at Fresno State (11-23-09)
SDSU Biggest Lead	45 vs. Northern Arizona (11-28-09)
SDSU Biggest Lead Lost	12 at San Diego (12-2-09)
SDSU Biggest Lead Lost in a Loss	6 at Arizona State (12-19-09)
SDSU Biggest Deficit	25 at Saint Mary's (11-16-09)
SDSU Biggest Deficit Overcome	8 at Drake (12-22-09)
SDSU Biggest Deficit Overcome for Victory	8 at Drake (12-22-09)

## DUNKS

	SEASON
Billy White	9
Malcolm Thomas	8
Tyrone Shelley	2
Brian Carlwell	1
Kelvin Davis	1
Kawhi Leonard	1
<b>TOTAL</b>	<b>22</b>

## TOP SCORING PERFORMANCES

23, Kawhi Leonard vs. Cal State Fullerton (12-9-09)
22, D.J. Gay at San Diego (12-2-09)
22, Billy White at Fresno State (11-23-09)
21, Malcolm Thomas vs. No. Arizona (11-28-09)
20, Billy White at Pacific (11-25-09)
20, Malcolm Thomas vs. UC San Diego (11-14-09)
18, D. J. Gay at Drake (12-22-09)
17, Chase Tapley at Arizona State (12-19-09)
17, Tyrone Shelley at UC Santa Barbara (12-5-09)
17, Tyrone Shelley vs. No. Arizona (11-28-09)
17, Tyrone Shelley vs. Santa Clara (11-19-09)

## TOP REBOUNDING PERFORMANCES

18, Kawhi Leonard vs. Cal State Fullerton (12-9-09)
13, Kawhi Leonard vs. Santa Clara (11-19-09)
12, Kawhi Leonard vs. Arizona (12-12-09)
11, Kawhi Leonard at Drake (12-22-09)
11, Kawhi Leonard at Arizona State (12-19-09)
10, Malcolm Thomas at Arizona State (12-19-09)
10, Billy White at Arizona State (12-19-09)
10, Malcolm Thomas at San Diego (12-2-09)
10, Malcolm Thomas vs. No. Arizona (11-28-09)
10, Kawhi Leonard vs. No. Arizona (11-28-09)

## TOP ASSISTS PERFORMANCES

7, D.J. Gay vs. No. Arizona (11-28-09)
6, D.J. Gay at Fresno State (11-23-09)

## TOP 3-POINT FG PERFORMANCES

5, Kelvin Davis at Drake (12-22-09)
4, D.J. Gay at Drake (12-22-09)
4, D.J. Gay at San Diego (12-2-09)
4, Tyrone Shelley at Fresno State (11-23-09)
3, D.J. Gay at UC Santa Barbara (12-5-09)
3, Kelvin Davis vs. Santa Clara (11-19-09)

## GAMES MISSED DUE TO INJURY OR ILLNESS

	SEASON
Tim Shelton	8
Alec Williams	2
Tyrone Shelley	1
Billy White	1
<b>TOTAL</b>	<b>12</b>