

# SAN DIEGO STATE

## FOOTBALL GAME NOTES

5 STRAIGHT BOWL APPEARANCES >> 19 CONFERENCE TITLES >> # WIN 20

### NEVADA (6-5; 4-3 MW-WEST) at SAN DIEGO STATE (8-3; 7-0 MW-WEST)

SATURDAY, NOV. 28, 2015 >> QUALCOMM STADIUM (54,000) >> SAN DIEGO, CALIF.  
 TIME: 7:45 P.M. PT >> FORECAST: 56 DEGREES, CLEAR SKIES >> SENIOR NIGHT

#### GAME TWELVE



@NevadaWolfPack

VS.



@GoAztecs

### With Division Title Secured, Aztecs Carry 7-Game Win Streak Into Senior Night

- San Diego State will honor a 15-man senior class that has elevated the program's status on Saturday night as the Aztecs close out the 2015 regular season with a home game against Nevada. The game is scheduled to begin at 7:45 p.m. PT on ESPN2, and the Mighty 1090 AM and The Max 105.7 FM.
- A week from Saturday (Dec. 5), the Aztecs will play for the program's 20th conference title (#Win20) when SDSU meets Air Force in the Sports Authority Mountain West Championship Game. The location for the game will be announced on Sunday.

#### TEAM INFORMATION

**2015 Record:** 6-5  
**MW (West):** 4-3/T-2nd  
**Ranking (AP/Co.):** nr/nr  
**Sagarin Rating:** 103  
**ESPN FPI Rating:** 95

##### OFFENSE

**Points:** 27.2 (82)  
**Total Yards:** 388.1 (73)  
**Rushing Yds.:** 221.1 (22)  
**Passing Yds.:** 167.0 (113)

##### DEFENSE

**Points:** 26.8 (67)  
**Total Yards:** 393.6 (62)  
**Rushing Yds.:** 176.9 (78)  
**Passing Eff.:** 130.41 (78)

**2015 Record:** 8-3  
**MW (West):** 7-0/1st  
**Ranking (AP/Co.):** nr/rv  
**Sagarin Rating:** 53  
**ESPN FPI Rating:** 61

##### OFFENSE

**Points:** 31.8 (53)  
**Total Yards:** 370.4 (92)  
**Rushing Yds.:** 227.8 (16)  
**Passing Yds.:** 142.5 (118)

##### DEFENSE

**Points:** 16.8 (10)  
**Total Yards:** 285.5 (7)  
**Rushing Yds.:** 100.5 (5)  
**Passing Eff.:** 110.49 (18)

#### INDIVIDUAL LEADERS

##### PASSING

**No. 5 Blake Decker**  
 102-of-176 (58.0 pct.), 1,443 yards, 9 TD, 7 int.

##### RUSHING

**No. 28 Keith Whitely**  
 136 car., 657 yards, 3 TD, 4.8 ypc, 65.7 ypg

##### RECEIVING

**No. 83 Devonte Boyd**  
 45 rec., 741 yards, 6 TD, 16.5 ypc, 74.1 rypp

##### DEFENSE

**No. 2 Blake Richmond**  
 70 tackles (55 solo), 3.5 TFL, 1 Int., 2 FF, 5 PBU

**No. 56 Ryan McAleenan**  
 69 tackles (43 solo), 3 TFL, 1 sack, 1 Int., 1 FF, 3 PBU

##### PASSING

**No. 17 Maxwell Smith**  
 107-of-1897 (54.3 pct.), 1,485 yards, 13 TD, 2 int.

##### RUSHING

**No. 19 Donnel Pumphrey**  
 245 car., 1,310 yards, 14 TD, 5.3 ypc, 119.1 ypg

##### RECEIVING

**No. 19 Donnel Pumphrey**  
 24 rec., 325 yards, 2 TD, 13.5 ypc, 32.5 rypp

##### DEFENSE

**No. 54 Calvin Munson**  
 75 tackles, 12.5 TFL, 8.5 sacks, 2 Int., 2 PBU, 4 QBH, 2 FR, 1 FF

**No. 42 Jake Fely**  
 64 tackles (29 solo), 8 TFL, 1.5 sacks, 3 QBH, 2 FF, 1 PBU

#### SERIES BREAKDOWN

**Overall:** SDSU leads, 4-3  
**Last Meeting:** Nov. 1, 2014  
 - at Nevada 30, San Diego State 14  
**Streak:** Nevada, 1

**In San Diego:** SDSU, 3-1  
**In Reno:** Nevada, 2-1

**Long vs. Nevada:** 3-1  
**Polian vs. SDSU:** 1-1

#### STREAKING

- San Diego State has won seven consecutive games, which matches its longest win streak since a 10-game streak in 1976-77. The seven-game win streak is the fifth-longest active in FBS (Clemson 14, Iowa 11, North Carolina 10 and Alabama 8).
- San Diego State has won nine consecutive conference games, the second-longest streak in school history eclipsed only by a 23-game stretch from 1965-70. The nine-game streak is the third-longest active streak in FBS (Navy 10 and Western Kentucky 10).
- The Aztecs have won 15 straight home contests against unranked conference opponents. That is tied for the third-longest active streak in the country (Clemson 23, Alabama 16, Ohio State 14) by a team currently in a conference.
- SDSU has won nine consecutive conference home games, dating back to a 35-28 loss to No. 15 Fresno State on Oct. 26, 2013.

#### DOMINANT STRETCH

- San Diego State has won five straight games by at least 23 points, the longest-active streak in FBS play.
- The Aztecs and Clemson are the only teams in the country that have gone 7-0 in their last seven games winning each game by at least 10 points.
- SDSU owns a 7-0 conference record for the first time in 93 seasons of the football program.
- San Diego State ranks among the FBS elite in many categories, including first in turnover margin (+1.55) and turnovers forced (28), second in fewest interceptions (3) and red zone offense (95.0), fourth in passes intercepted (18), seventh in total defense (285.5) and opponent third down percentage (28.3) and 10th in scoring defense (16.8).
- During its nine-game conference win streak, the Aztecs have outscored the opposition, 326-97, (36.2-10.8). SDSU is 25-5 over its last 30 MW games.
- During the 15-game home conference win streak against unranked opponents, SDSU has outscored its opposition, 526-234. An average score of 35.1 to 15.6. The Aztecs are +20 in turnover margin those 15 games.
- San Diego State has won seven consecutive games by at least 14 points for the first time since 1970.
- The Aztecs have held their last 14 conference opponents below 400 yards of total offense, which is tied with Clemson for the active FBS lead. Over the 14 games, SDSU's opponents are averaging just 283.6 yards per game.
- The Aztecs rushed for 286 rushing yards in their win at UNLV. San Diego State has won 20 straight games when rushing for at least 200 yards and is 28-2 in the Rocky Long era when reaching 200-plus yards.
- SDSU has seven straight games with at least 200 yards rushing for the first time in its Division I history (since 1969). Prior to this streak the Aztecs had never put together five straight games with at least 200 yards rushing.

#### AT STAKE

- San Diego State is looking to post an undefeated conference season for the first time since the 1974 squad ended PCAA play 4-0.
- San Diego State is looking to become the first Mountain West team to finish with an unblemished league record since 2011. No team has done it in the two-division era and only nine teams have done it in league history (this is the 17th season).

#### >> MAKING HISTORY?

In the last 20 seasons, only five teams in FBS have completed a regular conference season undefeated with each victory coming by at least double digits - Miami (Fla.), 2000, Boise State 2002, Oklahoma 2003, Utah 2004, Florida State 2013. SDSU can join that group Saturday.

#### BROADCAST INFORMATION

##### >> TELEVISION

**ESPN2 (also Watch ESPN)**  
**Channels:** Cox (San Diego) 1028/28, TW (San Diego) 30, DIRECTV 209, AT&T U-verse 1606/606, Dish 144  
 Mark Neely (play-by-play)  
 David Diaz-Infante (analyst)  
 Chris Damiani (producer)

##### >> RADIO

**Mighty 1090 AM / The Max 105.7 FM**  
**Satellite Radio:** Sirius channel 108 / XM 108  
**Pregame show starts at 6:30 p.m. PT**  
 Ted Leitner (play-by-play)  
 Kirk Morrison (analyst)  
 Chris Ella (sidelines)  
 Jordan Carruth (pre, half, post)

#### THE COACHES

##### BRIAN POLIAN

**Alma Mater:**  
 John Carroll, 1997

##### At Nevada:

Third Season  
 17-19 (.472)

##### As a Head Coach:

Third Season  
 17-19 (.472)

##### ROCKY LONG

**Alma Mater:**  
 New Mexico, 1974

##### At San Diego State:

Fifth Season  
 40-23 (.635)

##### As a Head Coach:

16th Season  
 105-92 (.533)

#### 2015 SCHEDULE

Date	Opponent (TV)	Time/Result
S.5	San Diego (MWN/C1)	W, 37-3
S.12	at California (Pac-12 Networks)	L, 7-35
S.19	South Alabama (MWN/C1)	ot-L, 27-34
S.26	at Penn State (Big Ten Network)	L, 21-37
O.3	Fresno State* (CBSSN)	W, 21-7
O.10	at Hawai'i* (Oceanic/TWC SportsNet)	W, 28-14
O.17	at San José State* (ESPNU)	W, 30-7
O.23	Utah State* (ESPN2)	W, 48-14
O.31	at Colorado State* (CBSSN)	W, 41-17
N.14	Wyoming* (CBSSN)	W, 38-3
N.21	at UNLV* (CBSSN)	W, 52-14
N.28	Nevada* (ESPN2)	7:45 p.m. PT
D.5	vs. Air Force* (ESPN2)	4:30 p.m. PT

\* - Mountain West game. + - MW Championship Game.

#### WHAT'S INSIDE

Media Opportunities / Weekly Schedule	2
Schedule / Results	3
General Notes	3-16
SDSU-Nevada Series	9-11
Mountain West / Opponent Standings	17
#PumphItUp	18-19
SDSU Athletic Department Notes	20
SDSU Football Program Notes	21
Head Coach Rocky Long	22
Coaching Staff	23
Roster	24-25
Depth Chart	26
Recaps / Box Scores	27-37
Player Profiles	38-80
Statistics	81-93
Last Time it Happened	94-96

# SAN DIEGO STATE MEDIA AVAILABILITY: NEVADA

23 MON	24 TUE	25 WED	26 THU	27 FRI	28 SAT	29 SUN
<p><b>3:30 p.m. (approximate) - Practice</b> First 20 minutes open to media who cover SDSU on a regular basis (must contact media relations office)</p> <p><b>5:30 p.m. (approximate) - Post-practice availability</b> (Players who are appearing at news conference on Tuesday are not available)</p> <p>Game Notes Available</p>	<p><b>FINAL MEDIA DAY FOR STUDENT-ATHLETES</b></p> <p><b>SDSU Media Luncheon</b> Noon - Food 12:15 p.m. - Coach Long 12:30 p.m. - Student-Athletes</p> <p><b>3:30 p.m. - Practice</b> First 20 minutes open to media who cover SDSU on a regular basis (must contact media relations office)</p> <p><b>5:30 p.m. (approximate) - Post-practice availability</b> (Players who appeared at news conference are not available; Also no Coach Long availability)</p> <p>Live News Conference News Conference Video News Conference Quotes</p>	<p><b>FINAL MEDIA DAY FOR COACHES</b></p> <p><b>Closed Practice</b></p> <p><b>5:30 p.m. (approximate) - Post-practice availability</b> for Coach Long and assistants</p> <p>Broadcast Flip Card</p>	<p><b>Closed Practice</b></p> <p>No media availability.</p> <p><b>Aztec Football with Rocky Long</b> TV show on FOX Sports San Diego. Check local listings for specific broadcast time.</p>	<p><b>Closed Practice</b></p> <p>No media availability.</p>	<p>San Diego State vs. Nevada, 7:45 p.m. (ESPN2)</p> <p><b>Postgame News Conference</b> - San Diego State locker room is closed. Coach Long and selected players will be available outside the locker room after a brief cooling off period.</p> <p>Live: Game Live: Stats Game Stats Postgame Notes Postgame Quotes News Conference Archive Highlights</p>	<p>No practice.</p> <p>No media availability.</p>

Items in red are sent out to the media distribution list and/or are available on that day at GoAztecs.com.

## SDSU MEDIA RELATIONS

Phone: (619) 594-5547

Fax: (619) 582-6541

### Overnight Address:

Aztec Athletics Center, Suite 3014  
5302 55th Street  
San Diego, CA 92182-4309

Website: GoAztecs.com Public Twitter: GoAztecs

Twitter (Media): twitter.com/AztecsPR

Mike May\* | Senior Assoc. AD/Comm. & Media Relations

Office: (619) 594-5547 Cell: (619) 957-8372

E-Mail: mmay@mail.sdsu.edu

Jamie McConeghy\* | Assistant AD - Media Relations

Office: (619) 594-4348 Cell: (607) 435-5577

E-Mail: jmcconeg@mail.sdsu.edu

Darin Wong | Assistant AD - Media Relations

Office: (619) 594-5548

E-Mail: dwong@mail.sdsu.edu

Dave Kuhn | Assistant Media Relations Director

Office: (619) 594-5242

E-Mail: dkuhn@mail.sdsu.edu

Jim Solien^ | Assistant Media Relations Director

Office: (619) 594-2576 Cell: (619) 341-9082

E-Mail: jsolien@mail.sdsu.edu

Victoria Valencia | Administrative Assistant

Office: (619) 594-5547

E-Mail: vvalencia@mail.sdsu.edu

Jen Heisel | Media Relations Assistant

Office: (619) 594-5549

E-Mail: jheisel@mail.sdsu.edu

Jason Bott | Coordinator of Multimedia Productions

Office: (619) 594-2428

E-Mail: jbott@mail.sdsu.edu

\* primary football contacts; ^ secondary contact

### Practice

All practices are closed to both the public and the media with the lone exception being the first 20 minutes of Monday and Tuesday's workouts (media only). Members of the media planning to attend Monday or Tuesday's practice will need to call the media relations office to be placed on a list to gain access to the practice fields.

Post-practice interview requests should be submitted to the San Diego State media relations office no later than 10 a.m. on the day of the potential interview. Other interview requests must be made at least 24 hours in advance.

### SDSU Teleconference

The Mountain West is not hosting a weekly coaches teleconference this season.

Contact the media relations office for more info.

### Rocky Long Radio Show

Once again this season, the weekly Rocky Long Radio Show will air live from 7-8 p.m. PT on The Mighty 1090.

### Aztec Football with Rocky Long TV Show

San Diego State football head coach Rocky Long and FOX Sports San Diego have announced a coaches show for the second straight season. *Aztec Football with Rocky Long* will air each Thursday following live programming on FOX Sports San Diego.

The weekly show will give unprecedented access to the SDSU program and Long, the Mountain West's all-time leader in victories and two-time MW Coach of the Year. *Aztec Football with Rocky Long*, which will be hosted by Kris Budden and feature former San Diego State wide receiver Brett Swain as the analyst, will consist of player and coach features, behind the scenes

footage, X's and O's with Long, a preview of the upcoming game, a recap of the last game and much more.

### Video Footage of Road Games

Video highlights and interview footage will once again be available to the media for all of San Diego State's road games. For more information, contact coordinator of multimedia productions Jason Bott at (619) 594-2428 or via e-mail at jbott@mail.sdsu.edu.

### CollegePressBox.com

CollegePressBox.com is the official media website for Mountain West football. Access and download weekly game notes, quotes, statistics, media guide headshots, logos and more for the conference and each of its 12 member schools throughout the season. Login information will be distributed by the conference office to accredited media or you can apply for a password by sending an e-mail to password@collegepressbox.com.

**PLAYER TIDBITS**

- Junior RB **Donnel Pumphrey** rushed for 139 yards and two touchdowns on 14 carries at UNLV. He has now rushed for at least 100 yards in seven consecutive games (tied for second-longest active FBS streak), eight times this season and 21 times in his career (second in SDSU history). He is second on the school's all-time rushing list with 3,929 yards (Marshall Faulk - 4,589).
- For the first time in the school's Division I history (since 1969), SDSU has gone nine consecutive games without throwing an interception (prior to this stretch the Aztecs had never gone five straight games without a pick). Senior QB **Maxwell Smith** has now gone 161 attempts without throwing an interception (second-longest active streak nationally) and has 12 touchdown passes over that span.
- San Diego State is first nationally in turnover margin (+1.55) and turnovers forced (28). One reason is the Aztec pass defense. Junior DB **Damontae Kazee** is fourth nationally with six interceptions, while **Malik Smith** has an interception in three of his last four games and **Calvin Munson** has returned two interceptions for TDs this season.

**WIN STREAK DOMINANCE**

- On game day, it will be 63 days since the Aztecs last lost a game (62 days without a defeat, not counting Nov. 28).
- Since Oct. 1, San Diego State's dominant play has it ranked among the national leaders in nearly every statistical category, including: first in scoring defense (10.9), opponent yards per game (222.3), fewest turnovers (4) and rushing yards allowed per game (78.4), second in forced turnovers (20), fourth in time of possession (35:05) and opponent third down percentage (26.4), fifth in opponent passing efficiency (92.9) and rushing yards per game (278.1), seventh in passing efficiency (175.3) and 24th in scoring offense (36.9).
- During the seven-game winning streak, the Aztecs have not trailed in the second half.
- During the seven-game win streak, which covers 430 minutes, SDSU has trailed a total of 326 seconds (5 minutes, 26 seconds).
- This is the first time San Diego State has won seven consecutive games without trailing in the second half since a seven-game stretch from Nov. 6, 1976 to Oct. 1, 1977.
- SDSU has outscored the opposition 80-7 in the first quarter of games during the last seven contests.

**Coming On Strong**

During San Diego State's seven-game winning streak, the Aztecs have done more than just win: they've dominated. SDSU has won seven consecutive games all by at least a 14-point margin. It marks the first time since 1970 that an Aztec team has done that. In addition, SDSU has yet to trail in the second half during the winning streak.

A look inside the national rankings during this stretch shows just how dominant San Diego State has been. Below are the national and conference rankings in some of the major statistical categories since Oct. 1. In addition to being one of just six teams with a perfect record during that period time (Alabama, Arkansas State, Clemson, Iowa, North Carolina and San Diego State), SDSU ranks among the top 10 nationally in many categories.

Category	No.	NR	CR	Note
Total Defense	222.3	1	1	Held 14 straight conference opponents to below 400 yds.
Opponent Yards Per Touch	4.9	1	1	Wisconsin is second is second in category (5.4)
Scoring Defense	10.9	1	1	No team has scored more than 17 points since Sept. 26
Rushing Yards Allowed	78.4	1	1	6 of last 8 opponents have failed to reach 81 yards
Rushing Yards Allowed/Attempt	2.5	1	1	SDSU has not allowed a rush >35 yards in last 7 gms.
Turnovers	4	T-1	1	Tied with Arkansas and Alabama

**Most Consecutive 100-Yard Rushing Games (Active) / FBS**

Rk.	Player, School	Streak
1.	Christian McCaffrey, Stanford	9
2.	<b>Donnel Pumphrey, SDSU</b>	7
	Royce Freeman, Oregon	7
4.	Jeremy McNichols	6
5.	four tied with	4

**Most Consecutive Pass Attempts Without An Interception (Active) / FBS**

Rk.	Player, School	Streak
1.	Josh Rosen, UCLA	219
2.	<b>Maxwell Smith, SDSU</b>	161
3.	Mason Rudolph, Oklahoma St.	137
4.	Marquise Williams, UNC	114
5.	C.J. Beathard, Iowa	113
	Kenny Potter, SJSU	113

**INSIDE THE NUMBERS**

**■ FBS, Longest Active Win Streaks**

Rk.	School	Streak
1.	Clemson	14
2.	Iowa	11
3.	North Carolina	10
4.	Alabama	8
5.	<b>San Diego State</b>	7

through games of Nov. 21, 2015.

**■ FBS, Longest Active Conference Win Streaks**

Rk.	School	Streak
1.	Navy	10
2.	Western Kentucky	10
3.	<b>San Diego State</b>	9
4.	Clemson	8
5.	Arkansas State	7
	Iowa	7
	North Carolina	7

through games of Nov. 21, 2015.

**■ FBS, Longest Active Home Conference Win Streaks Against Unranked Teams**

Rk.	School	Streak
1.	Clemson	24
2.	Brigham Young	18
3.	Alabama	16
4.	<b>San Diego State</b>	15
5.	Kansas State	14

through games of Nov. 21, 2015.

**■ FBS, Longest Active Win Streaks with All Victories By 23+ Points**

Rk.	School	Streak
1.	<b>San Diego State</b>	5
2.	Navy	3
3.	Alabama	2
	Texas A&M	2
	Southern Mississippi	2













through games of Nov. 21, 2015.

**■ FBS, Longest Active Win Streaks with All Victories By 10+ Points**

Rk.	School	Streak
1.	<b>San Diego State</b>	7
	Clemson	7
3.	Arkansas State	6
4.	Navy/Southern Mississippi	5

through games of Nov. 21, 2015.

**2015 SAN DIEGO STATE SCHEDULE / RESULTS**

Date	Opponent	Site	TV	Time/Result	Series	Note
Sept. 5	 <b>SAN DIEGO</b> Toreros	San Diego, Calif. Qualcomm Stadium	MWN	W, 37-3	SDSU, 1-0	SDSU forces 6 turnovers (5 interceptions); Munson: 2 INT for TD; Kazee: 3 INT
Sept. 12	 <b>at California</b> Golden Bears	Berkeley, Calif. Memorial Stadium	Pac-12 Networks	L, 7-35	Cal, 4-3	12 penalties for 136 yds doom Aztecs; Fely (10 tck) 1st 10+ tackle game since '12
Sept. 19	 <b>SOUTH ALABAMA</b> Jaguars	San Diego, Calif. Qualcomm Stadium	MWN	L, 27-34	USA, 1-0	Game features 5 lead changes & 4 ties; USA outgains SDSU, 511-305
Sept. 26	 <b>at Penn State</b> Nittany Lions	University Park, Pa. Beaver Stadium	Big 10 Network	L, 21-37	PSU, 1-0	SDSU's 3 fumbles lead to 21 PSU pts; Aztecs outgain PSU, 161-103, in 2nd H
Oct. 3	 <b>FRESNO STATE</b> Bulldogs	San Diego, Calif. Qualcomm Stadium	CBSSN	W, 21-7	SDSU, 28-23-4	SDSU holds opp. under 100 yds (89) for 1st time since 1970; Pumphrey/Price each break 100 yds
Oct. 10	 <b>at Hawai'i</b> Rainbow Warriors	Honolulu, Hawaii Aloha Stadium	Oceanic/ TWCSN	W, 28-14	SDSU, 19-9-2	San Diego State outgains UH, 402-251; Pumphrey: 30 att., 148 yds, 3 TD
Oct. 17	 <b>at San José State</b> Spartans	San José, Calif. Spartan Stadium	ESPNU	W, 30-7	SJSU, 19-18-2	Aztecs limit SJSU to 148 yards (fewest since '09); Pumphrey rushes for 152 yards
Oct. 23	 <b>UTAH STATE</b> Aggies	San Diego, Calif. Qualcomm Stadium	CBSSN	W, 48-14	SDSU, 11-1	SDSU forces 4 turnovers; Rushes for most yds. (336) vs. USU since 2010
Oct. 31	 <b>at Colorado State</b> Rams	Fort Collins, Colo. Hughes Stadium	CBSSN	W, 41-17	SDSU, 20-13	Aztecs outscore Rams, 34-7, over final 38:48; Pumphrey: 168 all-purpose yards, 3 TD
Nov. 14	 <b>WYOMING</b> Cowboys	San Diego, Calif. Qualcomm Stadium	CBSSN	W, 38-3	Wyoming, 18-17	SDSU outgains UW, 431-191, inc. 293-63 on the ground; Price/Pumphrey w/ 100+ yds
Nov. 21	 <b>at UNLV</b> Rebels	Las Vegas, Nev. Sam Boyd Stadium	CBSSN	W, 52-14	SDSU, 16-9	SDSU scores most pts in road game since '69; UNLV's 4 turnovers lead to 21 Aztec pts
Nov. 28	 <b>NEVADA</b> Wolf Pack	San Diego, Calif. Qualcomm Stadium	ESPN2	7:45 p.m. PT	SDSU, 4-3	Nevada is SDSU's fifth different opponent for regular-season finale in a row.

**SDSU SERIES vs. NEVADA**

■ **The Series**

Series: San Diego State leads, 4-3

Home: 3-1, Away: 1-2

Qualcomm Stadium/Jack Murphy/SD: 3-0

Longest SDSU Win Streak: 4 (1995-2013)

Longest UN Win Streak: 2 (1945-46)

Date	Location (Opp. NR)	Score
N.11.45	A - Reno	L 6-44
O.19.46	H - Balboa Stadium	L 0-26
S.28.95	H - Jack Murphy Stadium	W 30-27
S.25.04	H - Qualcomm Stadium	W 27-10
O.20.12	A - Mackay Stadium	W-ot 39-38
O.4.13	H - Qualcomm Stadium	W-ot 51-44
N.1.14	A - Mackay Stadium	L 14-30
N.28.15	H - Qualcomm Stadium	

■ **SDSU vs. Nevada Schools**

	W	L	T	Last Meeting
Nevada	4	3	0	2014 - L, 14-30
UNLV	16	9	0	2015 - W, 52-14
<b>TOTALS</b>	<b>20</b>	<b>12</b>	<b>0</b>	

Turnovers Forced	20	T-2	1	Forced multiple TOs in six straight games
3rd Down Conversion Defense	26.4	4	1	Opponents failed on 20 straight attempts earlier this season
Time of Possession	35:05	4	1	SDSU has won this category seven straight games
Opponent Passing Efficiency	92.9	5	1	Int. rate of 6.3 pct. is second during this span
Rushing Offense	278.1	5	2	200+ yards rushing in 7 straight games (DI school record)
Passing Efficiency	175.3	7	1	No interceptions in last 162 pass attempts
Scoring Offense	36.9	24	2	179 points in last four games; 30+ in five straight
Total Offense	413.9	55	3	SDSU has 400+ yards of offense in 5 of last 7 games

NR - national rank (among 127 FBS schools). CR - conference rank (among 12 schools).

**Chasing Perfection**

As earlier noted, San Diego State is looking to claim its 20th football conference championship this season (#Win20). In advance of that, the Aztecs look to complete a perfect regular season conference campaign this week.

San Diego State is looking to become the first Mountain West team to finish with an unblemished league record since 2011. No team has done it in the two-division era and only nine teams have done it in league history (this is the 17th season).

Below is a look at the nine teams to end the regular-season with a perfect Mountain West record and this season's San Diego State squad ranked by average margin of victory in league play.

**MOUNTAIN WEST CONFERENCE UNDEFEATED LEAGUE TEAMS HIGHEST AVERAGE SCORING MARGIN**

Pl.	School	Season	Record	PF	PA	Margin	Avg. Margin
1.	TCU	2010	8-0	342	75	+267	+33.38
2.	TCU	2009	8-0	349	90	+259	+32.38
3.	<b>San Diego State</b>	<b>2015</b>	<b>7-0</b>	<b>258</b>	<b>76</b>	<b>+182</b>	<b>+26.00</b>
4.	TCU	2011	7-0	288	107	+181	+25.86
5.	Brigham Young	2006	8-0	317	113	+204	+25.50
6.	Utah	2004	7-0	351	178	+173	+24.71
7.	Utah	2008	8-0	298	125	+173	+21.63
8.	TCU	2005	8-0	306	151	+155	+19.38
9.	Brigham Young	2001	7-0	302	191	+111	+15.86
10.	Brigham Young	2007	8-0	248	129	+119	+14.88

**Chasing College Football Select Circle**

As previously noted, San Diego State is tied for the longest active win streak of double-digit victories, posting a perfect 7-0 record with each victory coming by double figures. If the Aztecs can close out the regular season with a big win, they will join elite company.

Since 1996 (last 20 seasons) only six times has an FBS school posted a perfect league record, with each victory coming by at least 14 points. Below is a look at those teams and what they accomplished that season.

**FBS Teams With Perfect Regular Season Conference Records and Winning Each Game By 14+ Points, Since 1996**

School	Year	League Record	Final Record	Note
Miami (Fla.)	2000	7-0	11-1	Finished No. 2; Defeated Florida (37-20) in Sugar Bowl
Boise State	2002	8-0	11-1	Ended season w/10 straight wins; Humanitarian Bowl champs
Oklahoma	2003	8-0	12-2	Finished No. 3; Started season 12-0; Last in Sugar Bowl (LSU)
Utah	2004	7-0	12-0	Finished No. 4; Defeated Pittsburgh (35-7) in Fiesta Bowl
Florida State	2013	8-0	14-0	Won the national championship; Defeated Auburn (34-31) in BCS title

**Playing From Ahead**

As previously noted, San Diego State has won nine consecutive conference games dating back to last season. That is third-longest active streak in the country. During the winning streak, the Aztecs have outscored the opposition by 229 points (326-97).

Possibly the most impressive stat during the streak, however, is that the Aztecs have trailed a total of 5:26 in its last nine conference games (540:00 total minutes). When the Aztecs fell behind, 10-7, in the second quarter at Colorado State, it snapped a streak of 344 minutes, 25 seconds in which they had not trailed in a conference game. That dated back to the third quarter of the Nov. 21, 2014 contest against Air Force. In that game, SDSU trailed, 14-13, in the third quarter. The Aztecs took the lead for good with 8:13 remaining in the quarter and went onto defeat the Falcons, 30-14.

When that streak was snapped, it trailed only Baylor for the longest active streak without trailing in a conference game.

Nonetheless, SDSU has now trailed in only 326 of its last 32,400 seconds of conference play or 1.01 percent.

**Season Quick Hits**

Items that narrowly missed getting on the front page.

- In the Rocky Long head coaching era (since the beginning of the 2011 campaign), San Diego State is a remarkable 14-5 in conference road games and 29-9 (.763) in all Mountain West games. That 76.3 percent winning percentage ranks 13th nationally since 2011.
- SDSU, which has rushed for 200 or more yards in seven consecutive weeks (305 yards against Fresno State, 218 yards at Hawai'i, 233 at San José State, 336 yards vs. Utah State, 276 at Colorado State, 295 yards vs. Wyoming and 286 at UNLV), has won 20 straight games when rushing for at least 200 yards and is now 28-2 in the Rocky Long era when reaching 200-plus yards.
- The Aztecs have rushed for 200 or more yards in seven consecutive games in the same season for the first time in the Division I era.
- For the season, SDSU is seventh nationally in defensive third-down percentage, allowing conversions just 28.3 percent of the time (43-of-152).
- Despite missing a game (and the second half of another), senior linebacker **Jake Fely** is second on the team in tackles (64) and is third in tackles for loss (8). The Oceanside, Calif., product has two double-digit tackle games this season. Prior to the season, Fely had missed 16 of the team's most recent 19 games due to injuries.
- In the last 15 halves (second half at Penn State and entire Fresno State, Hawai'i, San José State, Utah State, Colorado State, Wyoming and at UNLV games), the SDSU defense has been dominant. In those 15 halves, the opposition has had 93 drives resulting in 79 points, 1,659 yards, 28 three and outs, 106 first downs and 3.81 yards per play (435 plays). During that span, the opponents are 25-for-98 on third-down conversions

- (25.5 percent). Within this stretch, opponents failed on 20 consecutive third-down chances (not currently active).
- San Diego State missed a red zone field goal attempt against Utah State marking the first time the Aztecs failed to score on a red zone attempt in which they were trying to score (SDSU kneeled down at the end of a 30-7 victory at San Jose State). Nonetheless, the Aztecs are officially 32 of 34 (94.1 percent) in red zone opportunities this season. That ranks second in the nation. Of the 32 conversions, 22 have resulted in touchdowns.
- SDSU is tied for sixth in the nation in non-offensive touchdowns this season with six. The Aztecs have returned three interceptions, two kickoffs and a punt for touchdowns this season.
- Sophomore **Rashaad Penny**, who earned Mountain West Special Teams Player-of-the-Week honors earlier this season, is second in the nation in kick return average at 33.3. He is tied for third in the country to have two KR for touchdowns this season. The Aztecs are currently third in kickoff return average (29.08).
- SDSU has defeated Fresno State, San José State and Hawai'i in the same season for the first time since 1998.
- The Aztecs are searching for the school's 20th conference championship (hence the hashtag #Win20). Rocky Long guided SDSU to its most recent crown, a 2012 shared title with Boise State and Fresno State (Mountain West had one division that season). The Aztecs did claim a share of the 2014 West Division title (does not count toward the program total of 19 championships).

**Senior Tidbits**

On Saturday before the game against Nevada, 15 seniors will be honored for their play at San Diego State. Below are brief tidbits on each "walking" senior:

- Robert Craighead:** Switched positions in four of his five seasons at SDSU, starting nine times, including the first six this year at right guard.
- Jake Fely:** Team captain with 40 starts (46 games) under his belt, totaling 246 tackles, 29.0 TFL, 12 sacks & seven forced fumbles since 2010.
- Dakota Gordon:** Former walk-on, who is in his second year at SDSU and first as a captain, rushing for 254 yards and a touchdown.
- Darrell Greene:** An honorable-mention all-MW pick in 2014, who has played in 33 career games with 30 starts at right guard.
- Donny Hageman:** Set a school record with 20 field goals in 2014 and is 34-for-43 (79.1 pct.) for his career, including two 54-yard makes.
- Jemond Hazely:** Has 27 catches for 327 yards (12.1 avg.) and a touchdown in 33 career games with five starts
- Christian Heyward:** Two-year Aztec, totaling 62 tackles (30 solo) with 10.5 TFL, four sacks, three fumble recoveries & a forced fumble.
- Jeff Overbaugh:** Won SDSU's President's Award for High Academic Achievement in 2014 and been the team's long snapper in all 50 games.
- Paul Pitts III:** Has played in 16 games with two catches for 23 yards (11.5 avg.), including snaps in nine of the team's 11 games this year.
- Chase Price:** Has two 100-yard rushing games in 2015 and three for his career, also recording 1,643 career rushing yards and 12 overall TD's.
- Pierre Romain:** One of three to play in all 50 games since 2012, totaling 36 tackles with three straight years on the MW Fall All-Academic Team.
- Jon Sanchez:** Has played in every game over the last four seasons, with starts in the last 24, totaling 111 tackles and 10 sacks for his career.
- Pearce Slater:** Team captain, who has started all 24 games since arriving at SDSU in 2014, earning preseason all-MW honors this year.
- Maxwell Smith:** Has 13 touchdowns in his first season at SDSU with just two picks, leading the Aztecs to seven straight wins by at least 14 points.
- J.J. Whittaker:** Team captain, who has started 37 straight games, the most on either side of the ball, and is a two-time all-MW selection.

**Head To Head**

Some of statistical matchups to keep an eye on when San Diego State and Nevada meet at Qualcomm Stadium Saturday evening.

Two of the top teams in ball security and forcing turnovers will meet.

San Diego State Turnover Margin +1.55 (1st nationally); 1st in the country in takeaways (28); Positive TO margin in six straight games (+17)  
 Nevada Turnover Margin +1.00 (5th nationally); 3rd in the country in turnovers lost (9); 3 straight wins when 1 TO or less

Both units rank among the elite in red zone performance

San Diego State Red Zone Off. 2nd nationally; 32-of-34 (94.1 percent), includes one late-game kneel down  
 Nevada Red Zone Defense 19th nationally (75.6 percent)

San Diego State Red Zone Def. 34th nationally (78.6 percent); Opponents have converted on just 4 of 7 attempts in the last 4 games  
 Nevada Red Zone Offense 12th nationally (91.9 percent)

**Program Notes**

- For the first time in the 17-year history of the Mountain West, San Diego State was picked to win the West Division of the league (Aztecs were picked to finish second in both 2013 and 2014). The Aztecs have finished at or higher than their position in the preseason poll in each of the previous six seasons.
- SDSU is one of 27 schools to play in a bowl game each of the last five seasons, which is the longest streak in the Mountain West. San Diego State and Boise State are the only two current Mountain West schools to reach a bowl game in 2010, 2011, 2012, 2013 and 2014.
- San Diego State has advanced to a school-record five consecutive bowl games, and is one of only 27 schools nationally and one of just three from a "Group of 5" conference (also Boise State and Northern Illinois).
- San Diego State has advanced to five consecutive bowl games. The Aztecs join Stanford as the only football teams in California - FBS or NFL - to advance to the postseason in each of the past five seasons. SDSU is eligible for a bowl game once again this season and is in position to play in a bowl game for the sixth straight season.
- With bowl game appearances in a school-record five straight seasons, the Aztecs have equaled their total number of bowls played in the 43 prior seasons (1967 through 2009).
- Aztec head coach Rocky Long is in his fifth season as head coach and seventh year on The Mesa. The Mountain West's all-time winningest coach, Long has guided SDSU to 40 victories.
- San Diego State had 19 student-athletes receive preseason honors, including seven that are on watch lists for national position awards - junior defensive lineman Alex Barrett, senior offensive lineman Darrell Greene, senior placekicker Donny Hageman, junior cornerback Damontae Kazee, junior running back Donnel Pumphrey, senior offensive lineman Pearce Slater and senior cornerback J.J. Whittaker.
- Between 2000-09, SDSU was 38-80 (.322) and owned the nation's 106th-best winning percentage. Since 2010, San Diego State is 49-27 (.645)

**SDSU CAREER VS. NEVADA**

<b>Rushing</b>	<b>Att.</b>	<b>Yds.</b>	<b>Avg.</b>	<b>TD</b>
Donnel Pumphrey	24	197	8.2	1
Chase Price	8	58	7.2	1
Rashaad Penny	1	21	21.0	0
Dakota Gordon	1	0	0.0	0
Lloyd Mills	1	-2	-2.0	0

<b>Passing</b>	<b>A-C-I</b>	<b>Yds.</b>	<b>TD</b>	<b>Eff.</b>
N/A				

<b>Receiving</b>	<b>No.</b>	<b>Yds.</b>	<b>Avg.</b>	<b>TD</b>
Eric Judge	7	58	8.0	2
Chase Price	4	28	7.0	0
Lloyd Mills	3	52	17.3	0
Jemond Hazely	3	33	11.0	1
Daniel Brunskill	3	19	6.7	0
Donnel Pumphrey	1	3	3.0	0

<b>Kickoff Returns</b>	<b>No.</b>	<b>Yds.</b>	<b>Avg.</b>	<b>TD</b>
Rashaad Penny	4	110	17.5	0
Eric Judge	4	78	19.5	0

<b>Punt Returns</b>	<b>No.</b>	<b>Yds.</b>	<b>Avg.</b>	<b>TD</b>
Lloyd Mills	3	55	18.3	0

<b>Defense</b>	<b>S-A-T</b>	<b>Other</b>
Jake Fely	11-4-15	0.5 TFL
Malik Smith	10-4-14	0.5 TFL, 2 PBU
J.J. Whittaker	7-4-11	5 PBU
Damontae Kazee	6-3-9	2.0 TFL, 1.0 SCK, 1 FF, 1 PBU
Jon Sanchez	6-0-6	3.0 TFL, 1.0 SCK
Na'im McGee	5-1-6	
Christian Heyward	3-2-5	2.0 TFL, 1.0 SCK
Alex Barrett	3-2-5	1.0 TFL
Trey Lomax	3-2-5	
Micah Seu	2-1-3	
Calvin Munson	2-0-2	
Billy Vaughn, Jr.	1-1-2	
Pierre Romain	1-1-2	
Darrell Green	1-0-1	
Dakota Turner	1-0-1	

<b>Punting</b>	<b>No.</b>	<b>Yds.</b>	<b>Avg.</b>	<b>Long</b>
N/A				

<b>Kicking</b>	<b>FG-FGA</b>	<b>Long</b>	<b>PAT-PATA</b>
Donny Hageman	0-0	N/A	2-2

**SAN DIEGO STATE COACHING STAFF**

**On The Field:**

Rocky Long, head coach/defensive coordinator  
 Jeff Horton, assoc. head coach/offensive coordinator/RB's  
 Zach Arnett, linebackers  
 Hunkie Cooper, wide receivers  
 Danny Gonzales, safeties  
 Mike Schmidt, offensive line  
 Adam Hall, strength & conditioning

**In The Press Box:**

Osia Lewis, defensive line  
 Blane Morgan, quarterbacks  
 Tony White, cornerbacks/recruiting coordinator

## NEVADA SCHEDULE (6-5, 4-3 MW)

Sept. 3	UC Davis	W, 31-17
Sept. 12	Arizona	L, 20-44
Sept. 19	at Texas A&M	L, 27-44
Sept. 26	at Buffalo	W, 24-21
Oct. 3	UNLV*	L, 17-23
Oct. 10	New Mexico*	W, 35-17
Oct. 17	at Wyoming*	L, 21-28
Oct. 24	Hawai'i*	W, 30-20
Nov. 5	at Fresno State*	W, 30-16
Nov. 14	San Jose State*	W, 37-34 (ot)
Nov. 21	at Utah State*	L, 27-31
Nov. 28	at San Diego State*	7:45 p.m. PT

## TEAM COMPARISON (2015)

(National rankings in parentheses)

Category	San Diego State	Nevada
Record	8-3	6-5
Conference	7-0	4-3
Scoring Offense	31.82 (53)	27.18 (82)
Scoring Defense	16.82 (10)	26.82 (67)
^ Scoring Differential	+13.10 (22)	-1.00 (70)
^ ranking includes only vs. FBS schools		
Rushing Offense	228.00 (16)	221.09 (22)
Passing Offense	142.55 (118)	167.00 (113)
Total Offense	370.55 (92)	388.09 (73)
Passing Efficiency	133.60 (54)	122.65 (91)
Rushing Defense	100.45 (5)	176.91 (78)
Passing Defense	185.00 (17)	216.73 (57)
Total Defense	285.45 (7)	393.64 (62)
Passing Eff. Defense	110.49 (18)	130.41 (78)
Net Punting	37.63 (66)	37.18 (74)
Punt Returns	10.62 (38)	12.64 (24)
Kickoff Returns	29.08 (3)	21.50 (54)
Punt Return Def.	6.19 (40)	11.86 (107)
Kick Return Def.	22.81 (95)	25.97 (120)
Interceptions Thrown	3 (2)	5 (9)
Fumbles Lost	8 (72)	4 (6)
Passes Intercepted	18 (4)	13 (26)
Fumbles Recovered	10 (14)	7 (62)
Turnovers Lost	11 (11)	9 (3)
Turnovers Gained	28 (1)	20 (34)
Turnover Margin	+1.55 (1)	+1.00 (5)
Sacks	2.64 (25)	2.00 (69)
Tackles for Loss	7.55 (20)	5.55 (84)
Sacks Allowed	1.73 (52)	1.55 (39)
TFL Allowed	5.36 (33)	5.55 (47)
First Downs Off.	204 (97)	228 (63)
First Downs Def.	181 (14)	234 (78)
3rd Down Conv. %	40.37 (59)	40.00 (66)
4th Down Conv. %	71.43 (12)	44.44 (85)
3D Conv. % Def.	28.29 (7)	39.87 (74)
4D Conv. % Def.	52.94 (83)	64.29 (116)
Fewest Penalties	6.64 (84)	5.27 (32)
Fewest Penalties Yds.	62.55 (94)	48.00 (42)
Red Zone Offense	94.12 (2)	91.89 (12)
Red Zone Defense	80.77 (34)	75.71 (19)
Time of Possession	32:27 (22)	30:33 (54)

and owns the nation's 29th-best winning percentage.

- With 49 wins in their last 76 games (49-27 since the beginning of the 2010 campaign), the Aztecs have equaled their win total from the previous 137 games (49-88).
- The 41 wins the last five seasons (nine in 2010, eight in 2011, nine in 2012, eight in 2013 and seven in 2014) are the most in a five-year period at San Diego State since 1973-77 (45 wins).

## Bullet Notes - Offense

- San Diego State returns five starters on the offensive side of the ball - senior fullback Dakota Gordon, senior right guard Darrell Greene, junior wide receiver Lloyd Mills, junior running back Donnel Pumphrey and senior right tackle Pearce Slater - from the 2014 season.
- Jeff Horton, who served the previous four seasons as an assistant head coach and running backs coach, is in his first season as SDSU's offensive coordinator. Among his other experience, he served as the head coach at Nevada and UNLV and interim head coach at Minnesota.
- Senior RT Pearce Slater, a Lombardi Watch nominee, has started 24 straight games at right tackle and junior LG Nico Siragusa has 25 career starts. The other three offensive linemen combined to play three games on the o-line and had no career starts entering the 2015 campaign.
- SDSU scored its most points in a road game since scoring 55 at San Jose State on Oct. 4, 1969 and its most in any game since scoring 52 vs. Hawai'i on Oct. 6, 2012.
- San Diego State has averaged 32.1 points (482 total points) in its last 15 regular season games (final four regular season games in 2014 and first 11 games in 2015).
- SDSU has scored 30+ points in five consecutive games for the first time since a seven-game stretch in 2012.
- The Aztecs scored 40-plus points in consecutive games (48 vs. Utah State and 41 at Colorado State) for the first time since the 2012 campaign (40 at Fresno State and 52 vs. Hawai'i).
- SDSU scored its most points in a game against Utah State (48) since scoring 49 in the 2013 Famous Idaho Potato Bowl.
- Since the beginning of last season, SDSU is 13-2 when committing one turnover or less and 2-7 when having two or more turnovers in the game. The Aztecs had one turnover or less in their final four regular season games and eight of the 11 games this season.
- The Aztecs have scored a touchdown in the first quarter of 19 of their last 20 contests.
- San Diego State recorded at least 36 minutes of possession time in consecutive games against Fresno State and Hawai'i. It marked the first time since 1990 that the Aztecs have had consecutive games with at least 36 minutes of ToP.
- San Diego State has enjoyed a time of possession in seven consecutive games and is 10-1 the last 11 times the Aztecs have had an advantage in this category (at California is the lone loss).
- SDSU is 39-11 in the Rocky Long era when scoring just 20 or more points.
- Junior RB Donnel Pumphrey is one of five players in FBS to lead his team in rushing yards (1,171) and catches (24).

## RUSHING OFFENSE

- RB Donnel Pumphrey, who rushed for a school-record 1,867 yards and 20 touchdowns as a sophomore, was one of only two players in the country last season to rank in the top 10 in rushing yards per game, all-purpose yards per game, rushing touchdowns and rushing yards per carry (also former Wisconsin Badger and current San Diego Charger Melvin Gordon). In his career, Pumphrey has 3,929 rushing yards, 42 rushing touchdowns and a 6.08 per rush average. He is on the preseason watch list for both the Maxwell Award (college football player of the year) and Doak Walker Award (top running back).
- Pumphrey has seven straight 100-yard rushing games (career long streak and tied for the second-longest active streak in FBS), eight this season (tied for fourth in school history) and 21 in his career (second in school history). An eighth straight 100-yard rushing game would place him in a tie for the second-longest streak in school history (Marshall Faulk 10 and George Jones 8).
- Donnel Pumphrey is second all-time at SDSU in rushing yards (3,929), overall touchdowns (46) and rushing touchdowns (42).
- Donnel Pumphrey through 11 games played:
  - 2014: 1,605 all-purpose yards, 16 touchdowns
  - 2015: 1,635 all-purpose yards, 16 touchdowns
- Chase Price is one of only two players in FBS with at least 140 carries this year and five or less yards lost (also Purdue's Markell Jones).
- Donnel Pumphrey has 21 career 100-yard rushing games, which ranks second all-time at San Diego State and in Mountain West history, in just 37 career games.
- Pumphrey has 11 career games with multiple rushing touchdowns and 13 overall with multiple scores.
- Pumphrey has 3,929 yards over his career, which is the second most in school history, trailing only Marshall Faulk (4,589 from 1991-93).
- Pumphrey also is second all-time at SDSU in overall touchdowns (46) and rushing touchdowns (42).
- Among active FBS players, Pumphrey ranks third in rushing yards (3,929), rushing touchdowns (42), overall touchdowns (46) and points among non-kickers (276), fifth in rushing attempts (646) and sixth in all-purpose yards (4,711).
- The Aztecs rushed for 2,809 yards last season, the second-highest total in school history (2,869 in 2012). The Aztecs have rushed for 2,508 yards in 2015 and are on pace for 2,964 yards in a 13-game season.
- San Diego State has rushed for at least 200 yards in each of the last seven games for the first time in the Division I era. The Aztecs have won 20 consecutive games when reaching 200 rushing yards and are 28-2 in the Rocky Long head coaching era when reaching that plateau.
- SDSU rushed for 336 yards in the victory over Utah State. San Diego State is 19-0 in the Division I era when rushing for at least 304 yards in a game.
- Against Wyoming and Fresno State, San Diego State had multiple 100-yard rushers (Donnel Pumphrey and Chase Price) for the 19th and 20th times in program history and is now 19-1 when it has two 100-yard rushers.
- SDSU has a rushing touchdown in nine consecutive games (23 total) and in 18 of the last 19 games. The only game with no rushing touchdowns during that stretch was the contest at California (Sept. 12, 2015).
- San Diego State is 22-3 the last 25 times it has rushed for at least two touchdowns in a game.
- The Aztecs are 12-1 in the last 13 times they have had more rushing yards than their opponent.

## PASSING OFFENSE

- At quarterback, San Diego State senior Maxwell Smith, a senior transfer from Kentucky, has started the first 11 games for the Aztecs. In the opener, he became just the second quarterback (Adam Dingwell) to win his SDSU initial start since 1998 (QB starters are 2-13 in that span).
- Smith has thrown for 1,485 yards and 13 touchdowns with just two interceptions through the first 11 games. He currently does not have an interception in his last 161 pass attempts (dates back to his final attempt in the third quarter at California, Sept. 12). He has thrown for 4,555

career yards with 34 TDs and just 11 interceptions.

- He is coming off several terrific games, with multiple season-high-marks at Hawai'i, including 184 passing yards, a 73.3 completion percentage and a 198.37 pass efficiency rating, 144 yards, a 71.4 completion percentage and a 181.40 pass efficiency rating at San José State, 60.0 completion percentage and a 171.1 pass efficiency rating versus Utah State and 11-of-14, 180-yard, 1-TD performance, his SDSU-best 210.14 pass efficiency rating at Colorado State, against Wyoming, he was 12-of-19, 138 yards and Aztec-high three touchdowns (176.3 rating) and 11-of-17 for 107 yards and a touchdown at UNLV.
- Since Oct. 1, Smith is fifth nationally in passing efficiency rating 177.0 (among all quarterbacks with at least 100 pass attempts).
- Since Sept. 13 (Smith's last interception occurred in Sept. 12), Smith has thrown more passes (157) than any other player without an interception. He has attempted more passes than the players at second, third and fourth on the list, combined (139).
- Since Sept. 13, San Diego State is the only team in the nation to not have thrown an interception (Navy is second with one interception). By comparison, Maryland has thrown a FBS-high 24 picks during that span.
- Smith has gone 161 pass attempts without throwing an interception. That is the second-longest active streak in the nation.
- Mikah Holder has five touchdown catches, which rank in a tie for sixth in the Mountain West.
- Against Wyoming, Holder became the first Aztec with multiple touchdown catches in the same game since Ezell Ruffin had two vs. Idaho on Nov. 8, 2014.
- Eric Judge is averaging 19.1 yards per catch for his career, which ranks second by an Aztec since 1996 (Derrick Lewis, 20.5 from 1999-01).
- The 19.1 career catch average by Judge is also ranked ninth among active FBS players (min. 50 receptions).
- San Diego State has a passing touchdown in 10 consecutive games.
- The Aztecs have gone nine straight games without an interception for the first time in the Division I era (since 1969). Prior to this stretch the Aztecs had never gone five straight games without throwing an interception.
- SDSU is 18-2 the last 20 games in which it has not had an interception.
- San Diego State has completed better than 70 percent of its passes in three of its last six games.
- Against Colorado State, San Diego State averaged 12.86 yards per attempt. It is the third-highest average in the Division I era and highest since Sept. 25, 2010 (vs. Utah State).
- The 78.6 percent completion percentage (11-of-14) at Colorado State was the ninth highest in the Division I era and highest since Nov. 24, 2012.
- San Diego State completed better than 70 percent of its passes in games against Hawai'i and San José State. That marked the first time an Aztec team has done that in back-to-back games since the final two of the 2010 campaign. In the Division I era, San Diego State has never had three consecutive games with completion percentages above 70 percent.

**SDSU Fewest Yards Allowed School History / Game**

Rk.	Opponent (Season)	Yards
1.	Cal Western (1965)	55
2.	North Texas (1970)	59
3.	Fresno State (2015)	89
4.	Fresno State (1998)	136
5.	San Jose State (2015)	148
6.	New Mexico (2011)	162
7.	Brigham Young (1986)	167
8.	Colorado State (1993)	168
9.	Nicholls State (2010)	171
10.	Hawai'i (2012)	173

**Most Consecutive Games Holding Conference Opponent To Less Than 400 Yards**

Rk.	Team	Streak
1.	San Diego State	14
	Clemson	14
3.	Wisconsin	7

*includes only teams currently playing in a conference; includes conference championship games*

**SDSU Total Offense and Points Allowed in MW Games - Since Oct. 3, 2014**

Date	Opponent	Pts.	Yards
10.3.14	at Fresno St.	24	315
10.10.14	at New Mexico	14	263
10.18.14	Hawai'i	10	264
11.1.14	at Nevada	30	338
11.15.14	at Boise St.	38	399
11.21.14	Air Force	14	329
11.29.14	San José St.	7	231
10.3.15	Fresno St.	7	89
10.10.15	at Hawai'i	14	251
10.17.15	at San José St.	7	148
10.23.15	Utah State	14	239
10.31.15	at Colorado St.	17	368
11.14.15	Wyoming	3	191
11.21.15	at UNLV	14	270
<b>Averages (14 games)</b>		<b>15.2</b>	<b>263.9</b>

**Bullet Notes - Defense**

- San Diego State returns eight starters off one of the nation's best defensive units in 2014. The group of returning starters includes junior DE Alex Barrett, junior CB Damontae Kazee, sophomore WAR Trey Lomax, junior AZT Na'im McGee, junior LB Calvin Munson, senior DE Jon Sanchez, junior WAR Malik Smith and senior CB J.J. Whittaker.
- Several of the Aztec defensive players are on watch lists for the nation's top player at their position, including Barrett (Lombardi Watch List), Kazee (Thorpe Watch List) and Whittaker (Thorpe Watch List).
- Rocky Long is serving as the team's defensive coordinator for the seventh straight season (includes all five as head coach).
- To date, San Diego State has had defensive returning starters miss 11 games (Trey Lomax 7, Christian Heyward 2 and Jake Fely) to injury.
- San Diego State forced a 3-and-out in UNLV's first possession of the game, the fifth time in six games that an opponent failed to get a first down against the Aztecs.
- SDSU has held 14 consecutive conference opponents to less than 400 yards of total offense. That is tied for the longest-active streak in the nation (see list to the right).
- SDSU has held four opponents to single-digits in points in the same season for the first time since 2003.
- San Diego State was the only team in the country with three return touchdowns (one kickoff, two interceptions) in the opening weekend of college football. At this point, San Diego State is tied for sixth nationally in the category with six return touchdowns this season.
- SDSU has held four of its 11 opponents in 2015 to less than 200 yards of total offense (San Diego 188, Fresno State 89, San José State 148 and Wyoming 191).
- Since Oct. 3, 2014 (includes 20 SDSU games), San Diego State ranks sixth nationally in yards allowed per game (296.5).
- The Aztecs have allowed just 223 points in their last 14 games (15.9 ppg). Since Nov. 21, 2014, that is the fourth-best figure in the country and tops among Mountain West schools.
- Since the beginning of 2009, when Long took over as defensive coordinator, the Aztecs rank 20th nationally in yards per touch (6.3) and 20th nationally in yards per rush allowed (3.7). Both numbers are league bests for programs that have been in the Mountain West the last seven seasons.
- Alex Barrett ranks in a tie for sixth among defensive linemen in the MW in tackles per game (4.09).
- Jake Fely has led SDSU in tackles in 10 games over his career and has six career games with double-digit tackles, including two this year.
- Jake Fely is tied for 10th in FBS among active players (and tied for fourth all-time at SDSU) in forced fumbles (7).
- Jake Fely is tied third in the MW in forced fumbles per game (0.20).
- SDSU is 14-0 when holding its opponent to 166 or less yards of total offense, something it did at San José State, and 35-3 when holding their

**SDSU IN THE RANKINGS (2015)**

Category	Pct./No.	NCAA	MW
<b>Rushing Offense</b>	<b>228.00</b>	<b>16</b>	<b>3</b>
Passing Offense	142.55	118	10
Total Offense	370.55	92	7
Scoring Offense	31.82	53	3
Passing Efficiency	133.60	54	5
<b>Rushing Defense</b>	<b>100.45</b>	<b>5</b>	<b>1</b>
Passing Defense	185.00	17	3
Total Defense	285.45	7	1
Scoring Defense	16.82	10	1
Passing Efficiency Defense	110.49	18	2
Net Punting	37.63	66	7
Punt Returns	10.62	38	3
Kickoff Returns	29.08	3	1
Turnover Margin	+1.55	1	1
Fumbles Recovered	10	14	3
Passes Intercepted	18	4	2
Fumbles Lost	8	72	6
Interceptions Thrown	3	2	1
Turnovers Gained	28	1	1
Turnovers Lost	11	11	2
Fewest Penalties	6.64	93	9
Fewest Yards Penalized	62.55	94	9
Punt Return Yardage Def	6.19	38	3
Kickoff Return Yardage Def	22.81	95	8
Sacks	2.64	25	2
Tackles for Loss	7.55	20	2
Sacks Allowed	1.73	52	6
Tackles for Loss Allowed	5.36	33	4
3rd Down Conversion Pct.	40.37	59	4
4th Down Conversion Pct.	71.43	12	2
3rd Down Defense	28.29	7	1
4th Down Defense	52.94	83	6
Time of Possession	32:27	22	3
First Downs	204	97	9
Opponent First Downs	181	14	3
Field Goal Percentage	77.78	45	6
Red Zone Offense	94.12	2	2
Red Zone Defense	80.77	34	5
PAT Kicking	100.00	1	1

*Red indicates top 20 in FBS or Mountain West leader*

**LONG'S ERA DEFENSIVE SCORING PLAYS**

Year	Player	Play
2015	Damontae Kazee	..55-yd INT at Colorado St. (O.31) (TD)
	Calvin Munson	..67-yd INT vs. San Diego (S.6) (TD)
		..19-yd INT vs. San Diego (S.6) (TD)
2014	Calvin Munson	..56-yd INT vs. Air Force (N.21) (TD)
2013	J.J. Whittaker	.....18-yd INT vs. Boise State (N.23) (TD)
2012	Everett Beed	.....52-yd FR vs. Air Force (N.10) (TD)
	Leon McFadden	.....96-yd INT at Fresno State (S.29) (TD)
	Eric Pinkins	.....32-yd INT at Fresno State (S.29) (TD)
	Leon McFadden	..28-yd INT vs. North Dakota (S.15) (TD)
2010	Jerome Long	.....FR in end zone after Rob Andrews' FF .....at TCU (N.13) (Safety)
2009	Luke Laolagi	.....55-yd INT at UNLV (N.28) (TD)
	Dey Juan Hemmings	..14-yd FR after Ernie Lawson's FF .....vs. New Mexico State (O.3) (TD)
	Team	.....QB fell in end zone vs. So. Utah (S.12) (Safety)

**SDSU INDIVIDUAL RANKINGS (2015)**

(Top 75 overall) (ties included in rankings)

<b>Kickoff Return Average</b>	
2. Rashaad Penny.....	33.3
<b>Kickoff Return Touchdowns</b>	
5. Rashaad Penny.....	2
<b>Interceptions Per Game</b>	
7. Damontae Kazee.....	0.55
<b>Punt Return Touchdowns</b>	
9. Damontae Kazee.....	1
<b>All-Purpose Yards Per Game</b>	
10. Donnel Pumphrey.....	148.64
<b>Rushing Touchdowns</b>	
12. Donnel Pumphrey.....	14
<b>Rushing Yards Per Game</b>	
15. Donnel Pumphrey.....	119.1
<b>Passing Yards Per Completion</b>	
17. Maxwell Smith.....	13.88
<b>Sacks Per Game</b>	
18. Calvin Munson.....	0.77
<b>Fumbles Recovered</b>	
19. Calvin Munson.....	2
Jon Sanchez.....	1
<b>Points Per Game</b>	
34. Donnel Pumphrey.....	8.7
58. Donny Hageman.....	7.8
<b>Field Goal Percentage</b>	
46. Donny Hageman.....	77.8
<b>Field Goals Per Game</b>	
46. Donny Hageman.....	1.27
<b>Passing Efficiency</b>	
48. Maxwell Smith.....	137.4
<b>Rushing Yards Per Carry</b>	
51. Chase Price.....	5.55
59. Donnel Pumphrey.....	5.35
<b>Passing Yards Per Attempt</b>	
51. Maxwell Smith.....	7.54
<b>Passing Touchdowns</b>	
70. Maxwell Smith.....	13
<b>Punt Average</b>	
70. Tanner Blain.....	40.8

- foe to 195 or less yards in the Division I era.
- The Aztecs limited Fresno State to just 89 yards of total offense, its fewest in a game since at least 1996.
- In that game, SDSU held an opponent to 100 yards or less of total offense for the first time since it limited North Texas State to 59 yards for the contest on Sept. 19, 1970.
- SDSU limited the Bulldogs to 77 yards passing, their fourth fewest since 1996.
- San Diego State limited Fresno State to 12 yards rushing, the Bulldogs' fifth fewest since 1996.
- San Diego State did not allow a third-down conversion vs. Fresno State, which was 0-for-12 on third downs, marking the first time the Bulldogs have gone 0-for-the game on third down since at least 1996. It was also just the second time since 1996 that SDSU held an opponent to zero third-down conversions (vs. San José State on Sept. 24, 2005 (0-for-17).
- Earlier this season, the Aztecs held their opponents without a first down conversion in 20 consecutive third down attempts.
- The Aztecs held San José State to just 148 yards of total offense, its fewest in a game since putting up 121 at USC on Sept. 5, 2009, tied for SJSU's fifth-fewest in a game since 1996 and tied for its second fewest in a home game since 1996.
- San Diego State held SJSU to just 113 passing yards, the Spartans' third fewest in a home game since 1996.
- SDSU has held its opponent to seven or less points in the first half in six of the last 10 games.
- San Diego State held 10 consecutive opponents to less than 400 yards of total offense, which was tied for the second-longest active streak in the country behind Penn State. That streak was broken earlier this season at California (485 yards).
- For much of the game at California, San Diego State's defense performed well. The Aztecs allowed 271 yards in just seven plays. In the other 54 snaps, California gained 214 total yards (3.96 ypp).
- After a subpar first half, the San Diego State defense excelled after intermission at Penn State. The Nittany Lions amassed 103 yards, four first downs and just three offensive points in the final 30 minutes of the contest. The Aztecs held Penn State to 1-for-7 on third downs in the second half and forced four three-and-outs.
- San Diego State ended the 2014 campaign with the following FBS rankings: 13th in scoring defense (19.8), 16th in total defense (332.5), 19th in pass efficiency defense (112.10), 37th in yards allowed per rush (3.8).
- Two San Diego State players made their first career start in the season opener - redshirt freshman defensive tackle Noble Hall and sophomore linebacker Ryan Dunn. Sophomore Kameron Kelly made his first career start against California, filling in for the injured Trey Lomax, while Randy Ricks made his first start at middle linebacker vs. South Alabama.

**RUSHING DEFENSE**

- For the season, SDSU is fifth in FBS play in rushing yards allowed per game (100.5) and fourth in yards per rush (3.0).
- During the last eight games, opponents have rushed 252 times for 621 yards and 2.46 yards per carry. Since Sept. 26, 2015, San Diego State ranks first nationally in rushing yards allowed per game (77.6) and second nationally in yards per carry (2.5).
- Six of San Diego State's last eight opponents have failed to rush for more than 80 yards.
- Prior to the Utah State game, the Aztecs had held four consecutive opponents to less than 100 yards rushing (72 at Penn State, 12 vs. Fresno State, 53 at Hawai'i and 35 yards at San José State).
- Since Rocky Long began his tenure as the team's defensive coordinator (prior to the 2009 campaign), San Diego State is 12-4 when holding the opposition to less than 75 yards rushing and 14-4 when the opposition averages less than 2.50 yards per carry.
- Earlier this season, the Aztecs limited the Spartans to 35 yards rushing on 35 carries.
- Against Fresno State, San Diego State held an opponent to 50 yards or less rushing for the first time since it limited Fresno State to 43 yards back on Oct. 26, 2013.
- For the game at Penn State, PSU rushed for 72 yards on 34 carries and no touchdowns. That equates to 2.12 yards per rush. It marked just the 29th time in the last 20 seasons that an unranked team held Penn State to less than a 100 yards rushing.
- Jake Fely has a team-high 50 tackles on running plays this season.

Special Teams Unit Rankings		
Category	NR	MW
Kick Return Avg.	3	1
Punt Return Avg.	38	3
Punt Return Defense Avg.	40	4
Net Punting	66	7
Kick Return Defense Avg.	95	8

**PASSING DEFENSE**

- Under head coach Rocky Long, San Diego State is 24-5 in games in which the opponent has a passing efficiency rating of 116.50 or less.
- San Diego State ranks in a tie for fourth in the nation with three interception returns for touchdowns this season (Buffalo - 5).
- Since 2010, the Aztecs are 34-7 when holding the opponent to 200 or fewer passing yards.
- Prior to the Colorado State game, San Diego State had held four consecutive opponents to a passer rating of less than 92.0. That is the first time an SDSU squad has done that since the 2003 season.
- In eight of the last 13 games, SDSU has held its opponent to a passer rating of less than 100.
- Damontae Kazee has six picks this year, the most by an Aztec since Larry Parker had seven in 2011, the second most since 1995 and tied for the sixth most in SDSU single-season history. He leads the Mountain West and is tied for fourth in FBS play in interceptions (6).
- In the opener, San Diego State defended the long pass well as USD was 0-for-6 with three interceptions in passes thrown 14 or more yards past the line of scrimmage. Ten of the Toreros' 13 completions were within six yards of the line of scrimmage.
- Among active career players in FBS, Damontae Kazee is ranked in a tie for 20th in forced fumbles (6) and tied for 25th in interceptions (8).
- Kazee is also tied for sixth all-time at SDSU in forced fumbles (6).
- The six picks by Kazee are the most by an Aztec since Larry Parker had seven in 2011, the second most since 1995 and tied for the sixth most in SDSU single-season history.
- Kazee leads the Mountain West and is tied for seventh in FBS play in interceptions per game (0.55), and is third in the MW in passes defended (INT + PBU) per game (1.09).
- Kazee had three interceptions in the opener vs. San Diego, the most by an Aztec since Ed Ricketts had three on Oct. 13, 1951 vs. the Marines and are ranked in a tie for the second most in a game in program history.
- Kazee became the 25th FBS player this decade (since 2011) with three interceptions in the same game (as of Nov. 22, there are 30).

**Bullet Notes - Special Teams**

- ESPN Team Efficiencies currently ranks San Diego State's special teams unit as the fourth best in the country through the first 12 weeks of the season.
- Special teams coordinator Bobby Hauck is in his first season with the Aztecs after serving as the head coach at UNLV (2010-14) and Montana



(2003-09). This is the 22nd time in the last 23 seasons that he has served as the special teams coordinator.

- KR Rashaad Penny is tied for third nationally with two kickoff returns for touchdowns this season. Penny, who took a kickoff against San Diego and Penn State to the house, became just the second player in school history to have multiple KOR for touchdowns in a season (Colin Lockett returned two for TDs in 2012). He currently is second in the nation in kick return average (33.3) and San Diego State is third in the nation as a team (29.08).
- Penny's 28.9 career kick return average ranks second among all active FBS players (min. 24 att.).
- Parker Baldwin leads the team in special teams tackles (9), and is tied for tops in kick return stops (6) and punt return tackles (3).
- Twenty-one of Tanner Blain's 62 punts have landed inside the 20-yard line, including nine inside the 10 and two inside the 5.
- Twenty of his Blain's 62 punts have been fair caught and just 16 have been returned.
- Blain has a long punt of 63 yards, which is the longest by an Aztec since Brian Stahovich's 89-yarder at Missouri on Sept. 18, 2010.
- Donny Hageman has the most PAT's (81) in program history without a miss (next highest is 50).
- Among the SDSU all-time leaders, Hageman is tied for first in PAT percentage (1.000), second in field goal percentage (.791) and fifth in made field goals (34).
- Hageman has missed just two field goals in an Aztec loss over his career.
- Hageman is tied for second in the MW (and tied for 46th in FBS) in field goals per game (1.27) and fourth in the MW (and tied for 46th in FBS) in field goal percentage (77.8).
- Hageman has a long field goal of 54 yards (twice), which ranks in a tie for 10th in FBS this year and is tied for the second-longest make in Aztec history.
- Hageman is one of just two kickers in SDSU history with multiple 50-plus-yard field goals (54 and 54) in the same season, joining Chris O'Brien (50 and 51) in 1984).
- San Diego State ranked 20th nationally in punt return defense in 2014. In the 10-year history of the rating, this is the highest the Aztecs have ever been ranked.
- ESPN's team efficiencies rating listed San Diego State's special teams unit as the 37th best in the nation last season (the Aztecs were 99th in that index in the 2013 campaign).
- San Diego State has four punt returns for touchdowns and two kickoff returns for touchdown in its last 27 games.

**Getting Off To A Quick Conference Start**

San Diego State has won its seven Mountain West games this season, four against division foes, by an impressive combined score of 258-76. SDSU, currently in its 93rd football season, started a conference campaign 7-0 for the first time in school history. This is the first time in the Mountain West era (this is the 17th season) that SDSU has opened league campaign with as many as six straight wins.

As you might imagine, even a 6-0 league record has been a positive indicator for good things to come for the Aztecs. Below are a few notes on the previous two Division I teams to open with a 6-0 conference record.

- In the previous two seasons where the Aztecs have opened with a 6-0 league record, they ended the season 19-2.
- In both seasons, San Diego State went onto win a conference title.
- The combined conference record in those two seasons was 12-0.

Below is a look at the 6-0 league seasons:

Season	Conference	League Opened	Final Overall Record	Final Conference Record
2015	Mountain West	6-0		
1969	PCAA	6-0	11-0	6-0 / 1st
1962	CCAA	6-0	8-2	6-0 / 1st

- Overall, the Aztecs have won 25 of their last 30 Mountain West games.

**The Series: Nevada**

- San Diego State and Nevada are meeting for the seventh time, with the Aztecs owning a 4-2 series lead.
- The Aztecs have won four of the last five meetings between the teams, including a dramatic, 39-38 come-from-behind overtime victory in Reno 2012 and a 51-44 overtime win in San Diego in 2013.
- The winning team has scored at least 26 points in all seven meetings.
- This marks just the fourth meeting between the teams while sharing the same conference. The 2012 encounter at Mackay Stadium was the first game between the two as conference mates (Mountain West).
- The 2013 meeting featured 95 points and 1,111 yards of total offense. The 95 points are the fifth most in a San Diego State Division I game (most since 1993) and the 1,111 yards of total offense is the 24th highest figure in an SDSU Division I era game and the most in the last seven seasons. It was the highest scoring game the Aztecs have ever been involved in and won.

**HIGHEST SCORING SDSU GAMES / DIVISION I HISTORY (SINCE 1969)**

Rk.	Opponent	Date	Total Points	Result
1.	Brigham Young	N.16.91	104	T, 52-52
2.	at Wyoming	O.6.90	103	L, 51-52
3.	at Fresno State	N.20.93	100	L, 37-63
4.	at No. 4 Brigham Young	S.22.90	96	L, 34-62
5.	Nevada	O.4.13	95	W-ot, 51-44

- The 2012 meeting featured 77 points, 829 yards and no turnovers. In the Division I era games, it is one of only five turnover free games. Prior to the Oct. 20, 2012 game against the Wolf Pack, the most recent turnover-free contest was Nov. 21, 1998. That makes the 2012 SDSU-Nevada encounter the Aztecs only turnover free game in the last 17 years.

**SDSU UNDER ROCKY LONG**

Category	2015	Long Era	Streak
Overall Record	8-3	40-23	W7
Mountain West Record	7-0	29-9	W9
Home Record	4-1	23-10	W3
Road Record	4-2	16-12	W4
Neutral Record	0-0	1-1	W1
Overtime	0-1	4-2	L1
Gms Dec. by 3 Pts or Less	0-0	5-3	L1
Gms Dec. by 7 Pts or Less	0-1	11-7	L3

**SCORING**

Scoring - first to score	8-1	29-11	W7
Leading - after 1 qtr	7-1	27-7	W6
Leading - at halftime	7-1	25-7	W6
Leading - after 3 qtr	8-1	33-8	W7
Scoring - 20 or more points	8-2	39-11	W7
Scoring - 30 or more points	6-0	29-5	W17
Scoring - 40 or more points	3-0	12-1	W7

**OFFENSE**

Total Offense - 500+ yds	0-0	6-3	W1
Total Offense - 400+ yds	5-0	28-7	W11
Passing - 300+ yds	0-0	1-5	W1
Rushing - 200+ yds	7-0	28-2	W20
First Downs - 20+	4-0	28-9	W7
3rd Down Conv. - 50 pct.+	3-0	18-2	W8
Turnovers - 2 or fewer	8-2	35-10	W7
Field Position - 30 or better	5-3	30-11	W4
Field Position - 25 or better	7-3	35-18	W6
Play Call - 50 pct.+ rushing	8-3	39-13	W7

**DEFENSE**

Allowing 24 points or less	8-0	31-4	W8
Allowing 17 points or less	8-0	23-1	W8
Total Offense - <=300 yds.	7-0	18-2	W7
Passing - <= 150 yds.	5-0	16-4	W5
Rushing - <= 100 yds	6-1	16-7	W5
First Downs - <= 15	5-0	17-1	W5
3rd Down Conv. - <= 33 pct.	5-1	24-2	W4
Turnovers - forced 3 or more	6-0	17-5	W6
Field Position - <=25	4-2	21-6	W3
Field Position - <=20	1-0	2-0	N/A
Defense Scores Points	2-0	6-1	W5

**COMPARISON**

SDSU more Rushing Yards	8-1	29-11	W7
SDSU more Return Yards	3-3	17-14	W2
SDSU fewer Turnovers	7-0	29-5	W7
SDSU more Time of Poss.	7-1	26-10	W7
SDSU more 1st D. and ToP	6-0	21-5	W9
SDSU better Avg. Field Pos	5-2	32-10	W4
SDSU adv. in TO and AFP	5-0	23-4	W5
SDSU ST (KR/PR) Score	2-1	8-2	W1

**INDIVIDUAL**

Rusher - 100+ Yards	7-1	34-10	W7
Passer - 300+ Yards	0-0	1-5	W1
Receiver - 100+ Yards	0-0	11-4	W4
100+ Rusher, 300+ Passer	0-0	1-3	W1

**LONG'S ERA SPECIAL TEAMS SCORING PLAYS\***

**2015**  
 Damontae Kazee .....66-yd PR at UNLV (11.21) (TD)  
 Rashaad Penny .....100-yd KR at Penn State (S.26) (TD)  
 Rashaad Penny.....97-yd KR vs. San Diego (S.5) (TD)

**2014**  
 Lloyd Mills .....67-yd PR vs. Northern Arizona (A.30) (TD)

**2013**  
 Tim Vizzi.....71-yd PR at UNLV (N.30) (TD)  
 Tim Vizzi .....41-yd PR vs. Boise State (N.23) (TD)  
 Team .....Fumbled punt out of end zone (O.4) (Safety)  
 Sam Meredith.....PAT block; David Lamar returned for .....def. PAT at New Mexico State (S.28) (2 pts.)

**2012**  
 Colin Lockett.....100-yd KOR at Boise State (N.3) (TD)  
 Colin Lockett .....96-yd KOR vs. Army (S.8) (TD)

**2011**  
 Brandon Davis.....98-yd KOR at Air Force (O.13) (TD)  
 Colin Lockett .....94-yd KOR vs. Cal Poly (S.3) (TD)

\* - includes only since he became SDSU's head coach in 2011

**CAREER START CHART**

Career Starts (Off/Def)	'10	'11	'12	'13	'14	'15	Total
Jake Fely, LB	RS	13	13	4	0	10	40
J.J. Whittaker, CB	RS	-	-	13	13	11	37
Darrell Greene, OL	-	RS	0	12	13	5	30
Nico Siragusa, OL	-	-	RS	1	13	11	25
Donnel Pumphrey, RB	-	-	-	1	13	11	25
Damontae Kazee, CB	-	-	RS	0	13	11	24
Jon Sanchez, DL	-	-	RS	0	13	11	24
Calvin Munson, LB	-	-	-	0	13	11	24
Pearce Slater, OL	-	-	-	-	13	11	24
Malik Smith, WAR	-	-	-	0	13	11	24
Na'im McGee, AZ	-	-	-	-	11	11	22
Alex Barrett, DL	-	-	RS	0	10	11	21
Dakota Gordon, FB	-	-	-	-	7	11	18
Daniel Brunskill, TE	-	-	RS	0	4	11	15
Trey Lomax, WAR	-	-	-	RS	11	1	12
Arthur Flores, OL	-	-	RS	0	0	11	11
Kwayde Miller, OL	-	-	RS	0	0	11	11
Ryan Dunn, LB	-	-	-	-	RS	11	11
Maxwell Smith, QB	-	-	-	-	-	11	11
Kameron Kelly, WAR	-	-	-	-	0	10	10
Christian Heyward, DL	-	-	-	-	1	8	9
Robert Craighead, TE/OL	-	RS	0	0	3	6	9
Mikah Holder, WR	-	-	-	-	0	8	8
Eric Judge, WR	-	-	RS	1	5	2	8
Lloyd Mills, WR	-	-	RS	0	6	0	6
Chase Favreau, WR	-	-	-	RS	0	5	5
Jemond Hazely, WR	-	RS	0	0	3	2	5
Noble Hall, DL	-	-	-	-	RS	3	3
Rashaad Penny, RB	-	-	-	-	0	2	2
Nick Bawden, QB/FB	-	-	-	-	-	2	2
Chase Price, RB	-	RS	0	0	0	1	1
Christian Cumberlander, WR	-	-	-	RS	0	1	1
Curtis Anderson, WR	-	-	-	-	-	1	1
Randy Ricks, LB	-	-	-	-	-	1	1
Micah Seau, LB/FB	-	-	RS	0	1	0	1

**SDSU vs. Nevada - Division I Era Meetings**

Date	Site	Result	SD		NV		Total		Passing		Rushing		Te.	Att.			
			Rk	Rk	FD	FD	Yds	Yds	TOs	TOs	Yds	Yds					
S.28.95	H - Jack Murphy	W	30-27	-	-	23	-26	421	-527	2	-5	286	-401	135	-126	68	23,585
S.25.04	H - Qualcomm	W	27-10	-	-	22	-18	408	-355	3	-2	262	-271	146	-84	73	33,429
O.20.12	A - Mackay	W-ot	39-38	-	-	26	-29	349	-480	0	-0	197	-304	152	-176	63	22,242
O.4.13	H - Qualcomm	W-ot	51-44	-	-	21	-33	541	-570	1	-2	286	-393	255	-177	69	22,475
N.01.14	A - Mackay	L	14-30	-	-	17	-17	324	-338	3	-1	189	-109	135	-229	49	20,508

SDSU number is listed first. Note: San Diego Stadium and Jack Murphy Stadium is currently Qualcomm Stadium. Te. = game temperature

**Last Meeting vs. Nevada**

**San Diego State 14, Nevada 30**  
 >> Nov. 1, 2014 >> Mackay Stadium >> Reno, Nev.

**RENO, Nev.** -- Don Jackson ran for a career-high 124 yards and a touchdown, James Butler added 103 yards and a score and Nevada forced three turnovers to help the Wolf Pack down San Diego State, 30-14, on Nov. 1, 2014 in Reno, Nev. The win moved Nevada (6-3, 3-2 Mountain West) into a tie with the Aztecs (4-4, 3-2 MW) atop the conference's West Division.

SDSU led, 14-10, at halftime, but the Wolf Pack outscored San Diego State, 20-0, after the break to pick up its third consecutive comeback win. Nevada scored 29 straight to beat Brigham Young, 42-35, in Provo, Utah, on Oct. 18 and rattled off 26 unanswered points in a 26-18 win at Hawai'i on Oct. 25.

Each team exchanged punts to start the game with the Aztecs taking advantage in their return when Lloyd Mills took Alex Boy's 56-yard punt back 53 yards to put SDSU at the Wolf Pack's 34. After a 7-yard pass from Quinn Kaehler to Ezell Ruffin and a 10-yard run by Donnel Pumphrey, Pumphrey fumbled after a 7-yard gain to give the ball back to Nevada.

The Wolf Pack failed to capitalize as Christian Heyward sacked quarterback Cody Fajardo on a 3rd and 8, giving the ball back to San Diego State on a punt.

The Aztecs took advantage this time, using a 7-play, 55-yard drive over 3:45, ending with a 1-yard touchdown rush by Chase Price.

Nevada got into good field position, taking a kickoff 55 yards back to the SDSU 39-yard line. The San Diego State defense, however, held the Wolf Pack to a field goal, the first of three by Brent Zuzo.

On the visitor team's first drive of the second quarter, Kaehler was picked off by Nevada's J. McNeal on 3rd and 10 and returned back yards to set up the Wolf Pack once again deep inside Aztec territory. After a no-gain, Fajardo found Richy Turner out on the slot, who ran it 20 yards into the end zone to put Nevada up, 10-7.

After two more punts by each team, SDSU tried to put together one last drive to close the half. The drive, which was 77 yards over seven plays and took just 2:12, saw Kaehler go 4-for-6 for 67 yards, ending with an acrobatic, juggling 21-yard catch by Jemond Hazely. It was the first career TD reception by Hazely, helping San Diego State take a 14-13 lead into intermission.

The second half wasn't as kind for the Aztecs as they went fumble (Pumphrey's second of the game after coming into it with just two lost over 269 career attempts), punt, punt, punt, punt and turnover on downs to close the game. The Wolf Pack, meanwhile, got a 25-yard field goal by Zuzo in the third quarter, a 24-yarder in the fourth, and rushing scores by Butler (43 yards) and Jackson (1 yard) to finish the 30-14 victory.



Pumphrey rushed for 85 yards on 13 attempts, averaging 6.5 yards per carry, and broke 1,000 yards for the season in the process. He became the 15th Aztec to rush for 1,000 yards in a season (20th occasion overall) and the 13th in SDSU's Division I era (since 1969).

San Diego State now was a 1,000-yard rusher in five straight seasons (2010-14) for the first time since 1991-95. The Aztecs had just three 1,000-yard rushers over the 14 years in between (1996-2009).

Price added 58 yards on just eight attempts (7.2 avg.) and had career highs of four catches and 28 yards. Kaehler passed for 189 yards, going 21-for-36 with a touchdown and an interception.

Three SDSU players - Hazely (3 rec., 31 yds., TD), Mills (3 rec., 52 yds.) and Daniel Brunskill (3 rec., 19 yds.) - joined Hazely by posting career highs in receiving yards, while Ezell Ruffin, playing his first game since breaking his collarbone at No. 21/23 North Carolina on Sept. 6, had three grabs for 21 yards. Adam Roberts also posted season highs with three receptions and 33 yards.

On the defensive side of the ball, Jake Fely and Na'im McGee each had six tackles to pace San Diego State. It was Fely's first game since Sept. 28, 2013 at New Mexico State (399 days in between). Heyward added career highs in tackles (5), tackles for loss (2.0) and sacks (1.0, tied), while

### SDSU-NEVADA

Nov. 1, 2014 | Mackay Stadium | Reno, Nev.  
 Attendance: 20,508 | Weather: Cool, 49 degrees, winds 8 mph. W

	1	2	3	4	Total
San Diego State	7	7	0	0	14
Nevada	3	7	3	17	30

#### SCORING SUMMARY

SDSU - Price 1-yard run (Hageman kick)	(2:39 - 1st)
NEV - Zuzo 37-yard field goal	(0:22 - 1st)
NEV - Turner 20-yard reception (Zuzo kick)	(14:06 - 2nd)
SDSU - Hazely 21-yard reception (Hageman kick)	(1:15 - 2nd)
NEV - Zuzo 25-yard field goal	(9:32 - 3rd)
NEV - Zuzo 24-yard field goal	(11:42 - 4th)
NEV - Butler 43-yard run (Zuzo kick)	(7:06 - 4th)
NEV - Jackson 1-yard run (Zuzo kick)	(1:40 - 4th)

#### TEAM STATS

	San Diego State	Nevada
First Downs	17	17
Rushes-Yards	135	229
Passing Yards	189	109
C-A-I	21-36-0	10-24-1
Total Offense	324	338
Fumbles-Lost	3-2	0-0
Penalties-Yards	4-55	5-44
Possession Time	27:39	31:31
Turnovers	3	1
Average Field Position	SDSU 31	NEV 36

#### INDIVIDUAL STATS

**Rushing (Atts.-Yards-TDs):** Nevada: Jackson 20-131-1; Butler 15-103-1; Fajardo 10-28-0. SDSU: Pumphrey 13-86-0; Price 8-58-1; Penny 1-21-0; Gordon 1-0-0; Ruffin 1-(-2)-0; Mills 1-(-2)-0; 4-(-25)-0.

**Passing (Att.-Comp.-Int., Yards, TDs):** Nevada: Fajardo 10-24-1, 109. 1. SDSU: Kaehler 21-36-1, 189. 1.

**Receiving (No.-Yards-TDs):** Nevada: Richardson 4-41-0; Turner 3-49-1; Gipson 3-19-0. SDSU: Price 4-28-0; Mills 3-52-0; Roberts 3-33-0; Hazely 3-31-1; Ruffin 3-21-0; Brunskill 3-19-0; Pumphrey 1-3-0; Judge 1-2-0.

Jon Sanchez had three stops (all solo), a career-best 2.0 TFL and his first sack of the season.

**SDSU vs. Nevada - Connections**

- San Diego State assistant head coach and running backs coach Jeff Horton had two separate stints at Nevada, including serving as head coach in 1993, where he led the Wolf Pack to a 7-4 record. Nevada led the nation in offense that season, as the Wolf Pack recorded 4,373 yards passing. He was also an assistant for Nevada from 1985-89 and was its wide receivers coach in 1992.
- Although he attended La Costa Canyon High, Nevada defensive lineman Ian Seau grew up in Oceanside, Calif., which three Aztecs also call their hometown. He's also a cousin to current Aztec linebacker Micah Seau.
- Nevada has one player on its roster who is from San Diego: offensive lineman Ziad Damanhoury (La Jolla Country Day HS).
- San Diego State swimming and diving coach Mike Shrader is in his ninth season as the head coach of the Aztec program. Shrader, who was the head coach at Nevada for the eight seasons prior to coming to The Mesa, has guided the Aztecs to three of the last five conference titles and has helped SDSU to a top 45 finish in the NCAA Championships in four of the last five seasons.

**SDSU-NEVADA - PLAYER CONNECTIONS**

San Diego State	Hometown/High School	Nevada
CB Billy Vaughn Jr.	Los Angeles, Calif./Dorsey HS	LB Matthew Lyons
LB Kyahva Tezino (Salesian HS)		WR Jerico Richardson (Bishop Alemany HS)
DB Pierre Romain (Crenshaw HS)		
RB Marcus Stamps (Jefferson HS)		
DB Kevin Walcott (Washington Prep HS)		
OL Pearce Slater (Taft High)		
DL Jon Sanchez	Murrieta, Calif./Vista Murrieta HS	OL Brent Roling
		DL Jordan Silva (Murrieta Valley HS)
OL Darrell Greene	Oakley, Calif./Freedom HS	DL Patrick Choudja
FB Isaac Lessard	Sacramento, Calif./Jesusit HS	DL Kori Collons
WR Chase Favreau (Edison HS)	Huntington Beach, Calif.	OL Adam Khouri
WR Ezell Ruffin	Long Beach, Calif./Wilson HS	P Alex Boy
OL Ryan Pope	Long Beach, Calif./Lakewood HS	DL Jarid Joseph
		DB Elijah Moody (Long Beach Poly HS)
FB Dakota Turner	Mililani, Hawaii/Mililani HS	OL Joey Anglemire
OL Pesi Savea (Kapolei HS)	Kapolei, Hawaii	LB Jake Lacaden (Saint Louis School)
OL Nick Gerhard	Arlington, Texas/Mansfield Timberview HS	DT Jeremy Miller
		RB Kelton Moore (Juan Seguin HS)
OL Sergio Phillips	DeSoto, Texas/DeSoto HS	DB EJ Muhammad
P Tanner Blain (Lindenhurst, Ill.)	El Camino CC	LB Faigofie Faaituala (Carson, Calif.)
OL Pearce Slater (Los Angeles, Calif.)		
DL Julian Rochelin (Woodland Hills, Calif.)		
FB Dakota Gordon (Clovis, Calif.)	Fresno City College	WR Brayden Sanchez (Hanford, Calif.)
WR Paul Pitts III (Los Osos HS)	Rancho Cucamonga, Calif.	OL Nathan Goltry (Beaumont HS)
WR Jerry Chaney (Rancho Cucamonga HS)		
WR Jabril Clewis (Patrick Henry HS)	San Diego, Calif.	OL Ziad Damanhoury (La Jolla Country Day HS)
DL Christian Heyward (Point Loma HS)		
WR Eric Judge (San Diego HS)		
OL Ryan Krum (Valhalla HS)		
S Trey Lomax (Mira Mesa HS)		
LB Fred Melifonwu (Lincoln HS)		
DB J.J. Whittaker (Oceanside HS)	Oceanside, Calif.	DL Ian Seau (La Costa Canyon HS)
LB Jake Fely (Oceanside HS)		
WR Mikah Holder (Oceanside HS)		
WR Jemond Hazely (Santiago HS)	Corona, Calif.	DB Elijah Mitchell (Roosevelt HS)
DL Noble Hall (Valley HS)	Las Vegas, Nev.	OL Thomas Newton (Arbor View HS)
RB Donnel Pumphrey (Canyon Springs HS)		WR Hasaan Henderson (Las Vegas HS)
LB Randy Ricks (Legacy HS)		RB Maliek Broady (Sierra Vista HS)



**Rocky Long**

- Rocky Long is in his fifth season as San Diego State's head coach, his seventh with the Aztecs and his 16th season as a head coach.
- Long, a two-time Mountain West Coach of the Year, is the all-time winningest coach in league history. He owns 102 career Mountain West wins, 24 more than former Boise State coach Chris Peterson in second place. Amazingly, Long's 102 career wins are 35 more than the next active coach, Air Force's Troy Calhoun (67).
- Long has guided San Diego State to four bowl games in his first four seasons. His four bowl appearances while leading SDSU is one more than Don Coryell for the most in school history.
- Long is one of 18 coaches in the country to guide his current team to a bowl game in each of his first four seasons.
- Long won his 100th career game earlier this season at Hawai'i.
- With 40 victories at San Diego State, Long already ranks fifth on the school's all-time victory list and has almost as many victories as the Aztecs' three previous head coaches, combined (Tom Craft 19, Chuck Long 9 and Brady Hoke 13).

**STARTING/GAMES PLAYED STREAKS**

Consecutive Starts	Streak
Jeff Overbaugh, LS	50
J.J. Whittaker, CB	36
9 tied at 7	24
Consecutive Games Played	Streak
Jeff Overbaugh, LS	50
Pierre Romain, CB	50
Jon Sanchez, DL	50
Daniel Brunskill, TE	37
Robert Craighead, OL (first 26 at TE)	37
Donnel Pumphrey, RB	37
Nico Siragusa, OL	37
J.J. Whittaker, CB	37

**AZTECS IN THE NFL (as of Nov. 22)**

(According to ESPN.com) (\* - practice squad)

CURRENT NFL TEAM	SDSU LETTERS
<b>DALLAS COWBOYS</b>	
Brice Butler, WR	2012
Gavin Escobar, TE	2010-11-12
<b>DENVER BRONCOS</b>	
Aaron Brewer, LS	2008-09-10-11
Ronnie Hillman, RB	2010-11
<b>INDIANAPOLIS COLTS</b>	
Lance Louis, G	2004-05, 07-08
<b>NEW YORK GIANTS</b>	
Nat Berhe, S	2010-11-12-13
Leon McFadden, CB	2009-10-11-12
<b>SEATTLE SEAHAWKS</b>	
Eric Pinkins, LB	2009, 11-12-13
*Terry Poole, OL	2013-14

**SDSU FUTURE SCHEDULES**

<b>2016</b>	<b>2018</b>
Sept. 3 vs. New Hampshire	Sept. 1 at Stanford
Sept. 10 vs. California	Sept. 8 vs. Sacramento St.
Sept. 17 at Northern Illinois	Sept. 15 vs. Arizona State
Oct. 1 a South Alabama	Sept. 22 vs. Eastern Mich.
Colorado State	
Hawai'i	<b>2019</b>
San Jose State	Aug. 31 vs. Weber State
UNLV	Sept. 19 at UCLA
at Fresno State	Sept. 28 at Eastern Mich.
at Nevada	
at Utah State	<b>2020</b>
at Wyoming	Sept. 19 vs. UCLA
<b>2017</b>	<b>2021</b>
Sept. 2 vs. UC Davis	Sept. 4 vs. New Mexico St.
Sept. 9 at Arizona State	Sept. 11 at Arizona
Sept. 16 Stanford	Sept. 18 vs. Utah
Sept. 30 vs. Northern Ill	<b>2022</b>
	Sept. 3 vs. Arizona
	Sept. 18 at Utah

**SDSU TEAM/PLAYER ACCOLADES**

► **Projected Conference Finish**

- 1st (West Division) - Mountain West Media Day Poll
- 1st (West Division) - USA Today
- 1st (West Division) - Sporting News
- 1st (West Division) - Athlon Sports
- 1st (West Division) - Lindy's Sports
- 1st (West Division) - ESPN College Football Preview

► **Preseason National Rankings**

- 42nd - Orlando Sentinel
- 48th - USA Today
- 68th - Athlon Sports
- 71st - Lindy's Sports
- 83rd (FPI rank) - ESPN College Football Preview

► **Projected Bowl (as of Nov. 23)**

- Las Vegas Bowl vs. Arizona State - Pete Fiutak, *Campus Insiders*
- Las Vegas Bowl vs. UCLA - Stewart Mandel, *Fox Sports*
- Las Vegas Bowl vs. USC - Jerry Palm, *CBS Sports*
- Las Vegas Bowl vs. USC - Mark Schlabach, *ESPN*
- Las Vegas Bowl vs. USC - Brett McMurphy, *ESPN*
- Poinsettia Bowl vs. Arizona - Jason Kirk, *SB Nation*
- Poinsettia Bowl vs. Bowling Green - Zac Ells, *Sports Illustrated*
- Poinsettia Bowl vs. Toledo - Phil Steele, *PhilSteele.com*
- Poinsettia Bowl vs. Washington - Erick Smith - *USA Today*
- Arizona Bowl vs. Akron - Bill Bender, *Sporting News*

► **Top Units**

- Special Teams (1st in the Mountain West) - *USA Today*
- Running Backs (1st in the Mountain West) - *Athlon Sports*
- Secondary (T-1st in the Mountain West) - *USA Today*

► **Other Superlatives**

"Most Likely to Exceed Expectations" - *USA Today*

**Alex Barrett | Jr. | Mesa, Ariz. | Defensive Line**

- Rotary Lombardi Watch List (top lineman or LB near line of scrimmage)
- All-Mountain West first team - *Phil Steele*
- All-Mountain West second team - *Athlon Sports*
- All-Mountain West second team - *Lindy's Sports*
- "SDSU Player to Watch" - *Lindy's Sports*

**Jake Fely | Sr. | Oceanside, Calif. | Linebacker**

- All-Mountain West third team - *Phil Steele*
- All-Mountain West fourth team - *Athlon Sports*

**Dakota Gordon | Sr. | Clovis, Calif. | Fullback**

Burlsworth Award Nominee (most outstanding former walk-on)

**Darrell Greene | Sr. | Oakley, Calif. | Offensive Line**

- Rotary Lombardi Watch List (top lineman or LB near line of scrimmage)
- All-Mountain West first team - *USA Today*
- All-Mountain West first team - *Phil Steele*
- All-Mountain West first team - *Lindy's Sports*
- All-Mountain West first team - *ESPN College Football Preview*
- All-Mountain West second team - *Athlon Sports*
- "MW's Best Run Blocker" - *Lindy's Sports*
- Donny Hageman | Sr. | Covina, Calif. | Kicker**



**#PumphitUp**

How good is Donnel Pumphrey? Last season as a sophomore, he joined Doak Walker Award Winner Melvin Gordon as the only players in the country to rank among the top 10 in rushing yards per game, all-purpose yards per game, rushing touchdowns and rushing yards per carry. Oh, and he also broke the school's single-season rushing yardage total which was held by George Jones.

Now in his junior campaign, Pumphrey is considered one of the top running backs in the nation and is on the preseason watch list for both the Maxwell Award (player of the year) and Doak Walker Award (top running back).

He is the one of only five players in the nation to lead his team in rushing yards and receptions. He has seven consecutive 100-yard rushing games (tied for the second-longest active streak nationally and third-longest streak in school history), eight 100-yard rushing efforts this season and 21 in his career.

Pumphrey entered his junior campaign with a streak of five consecutive 100-yard rushing games. That was broken in the 34-point win over USD in the season opener.

Among active FBS players, Pumphrey ranks third in rushing yards (3,929), rushing touchdowns (42), overall touchdowns (46) and points among non-kickers (276), fifth in rushing attempts (646) and sixth in all-purpose yards (4,711).

*Pumphrey's special two-page spread can be found on pages 18-19 of the notes.*

*Pumphrey's complete bio can be found on pages 66-69 of the notes.*

**SDSU Career Rushing Yards**

Rk.	Name	Yds.	To Pass
1.	Marshall Faulk	4,589	660
2.	Donnel Pumphrey	3,929	--
3.	Larry Ned	3,562	
4.	Ronnie Hillman	3,243	
5.	Adam Muema	2,852	
6.	Jonas Lewis	2,843	
7.	George Jones	2,810	

*complete chart on page 110 of the media guide*

**SDSU Career Rushing TDs**

Rk.	Name	TD	To Tie
1.	Marshall Faulk	57	15
2.	Donnel Pumphrey	42	--
3.	Ronnie Hillman	36	
	Larry Ned	36	
5.	Adam Muema	34	
	George Jones	34	
7.	Paul Hewitt	28	

*complete chart on page 110 of the media guide*

**Pumphrey At A Glance**

- San Diego State is 17-4 when Pumphrey rushes for at least 100 yards and 19-7 in games in which he has at least one rushing touchdown.
- On 366 career first down rushes, the junior has 2,302 yards (6.3 ypc) and 17 rushing touchdowns.
- He has 42 career carries on third down and two yards or less. Those 42 carries have resulted in 234 yards (5.6 ypc).
- Owns 99 career rushes of 10 yards or more, including 50 during the 2013 campaign and 32 in 2015.
- In 19 career carries with two yards or less to score a touchdown, he has found the end-zone 11 times.



**Munson Gaining National Attention**

Calvin Munson has produced some big games to open the 2015 campaign.

After earning national defensive player of the week by Walter Camp and Lott IMPACT for his huge game against San Diego, Munson is the first Aztec to ever earn either national award. He recorded a team-high 10 tackles, including 1.5 for loss and had two interceptions returned for a touchdown and a fumble recovery in SDSU's 37-3 victory.

He is also produced a pair of solid outings on the road, leading SDSU in tackles both games. Against Hawai'i, Munson matched his career high with 12 tackles, including 1.5 sacks (and 1.5 TFL), and his first two pass breakups. The following game at San José State, he totaled 10 tackles, three sacks, four tackles for loss and a forced fumble. The three sacks were the most by an Aztec since Heath Farwell had three vs. Nevada on Sept. 25, 2004 and tied for the ninth most in a game in FBS this year. The four tackles for a loss were the most by an Aztec since Miles Burris had four against Colorado State on Nov. 6, 2010 and tied for the 21st most in an FBS game this year.

Through 11 games, Munson leads the team with 75 tackles, 12.5 tackles for loss and 8.5 sacks, while adding two interceptions (both returned for a touchdown), one forced fumble, and two fumble recoveries and four quarterback hurries.

The two picks were more than every player in the country in the opening week of the season, except for teammate Damontae Kazee and West Virginia's Karl Joseph (both had three), while the 86 interception yards ranked second in the nation. He is already tied for the most interceptions returned for a touchdown in Aztec single-season history (Leon McFadden - 2012, Tory Nixon - 1984) and now has three for his career, tying Ricky Parker (1993-96) for the most in program history. Munson has totaled six interceptions for his career with 232 return yards (fifth all-time at SDSU).

Since the start of last season (2014), Munson, UCLA's Ishmael Adams, Louisiana Tech's Bryson Abraham and Western Kentucky's Wonderful Terry are the only players in the nation to have three interception returns for touchdowns.

Over the last 21 games, Munson has totaled 153 tackles, 23.0 tackles for loss, 14.0 sacks, five interceptions, four forced fumbles, two fumble recoveries and two pass breakups.



**Fely Back To Old Form**

After being plagued by injuries for most of his career, sixth-year senior Jake Fely opened his sixth and final campaign by making up for lost time.

Fely posted consecutive double-digit tackle games, recording a game-high 10 stops, including two tackles for loss, in the contest at Penn State after an 11-tackle performance at California.

For the season, the Oceanside, Calif., native, has 64 tackles with two forced fumbles, eight tackles for loss and 1.5 sacks. He already has more tackles than he posted in the 2014 campaign when he saw action in three games off the bench.

Earlier this season he reached double-digits in tackles in back-to-back games for the first time since Nov. 10 and Nov. 24 during the 2012 season.

In his career, Fely has 246 tackles, 29 tackles for loss, 12 sacks, six forced fumbles and three fumble recoveries.



### Kazee Among National Leaders

Junior defensive back Damontae Kazee is tied for fourth nationally with six interceptions in the 2015 campaign. He is one of 10 players with at least six picks in the 2015 season.

Against San Diego, Kazee had three interceptions, the most by an Aztec in a single game since Ed Ricketts had three on Oct. 13, 1951 vs. the Marines and the total is ranked in a tie for the second most in a game in program history. Only Dick Adair's four-interception game bettered Kazee's output and that came on Oct. 15, 1949 vs. New Mexico State.

The three picks, which came in the first, second and third quarter, respectively, tied West Virginia's Karl Joseph for the most in FBS during the opening week and matched the most in FBS play since Middle Tennessee's Damon Nickson had four against Louisiana-Lafayette on Oct. 28, 2006. Kazee became the 25th FBS player this decade (since 2011) with three interceptions in the same game (as of Nov. 22, now 30).

The six picks this season are the most by an Aztec since Larry Parker had seven in 2011, are the second most by an Aztec since at least 1996 and tied for the sixth most in SDSU single-season history.

The junior now has eight career picks and 25 passes broken up in 35 games.



### Penny Putting Something Special into Special Teams

Sophomore Rashaad Penny is off to an incredible start to the 2015 campaign on special teams.

On the season, Penny is second on the team with 993 all-purpose yards, including 599 in kick return yards on just 18 attempts. He is second the country (FBS) in kick return average (33.3) and is tied for fifth with two kick return touchdowns, while averaging a team-high 5.9 yards per rush attempt (51 rushes, 302 yards) and 15.3 yards per catch (six catches, 92 yards).

On Sept. 28, Penny was named the Mountain West Special Teams Player of the Week for the first time of his career after returning two kicks for a career-high 137 yards (68.5 avg.) at Penn State, including a 100-yard touchdown (fourth 100-yard kick return touchdown in Aztec history) that tied the game at 7-7 in the first quarter. The kick return for a touchdown was his second of the year (also the opener vs. San Diego), matching Colin Lockett (2012) for the most in a single-season in SDSU history. It was also just the fifth kick return for a San Diego State player in a road game since 1996 and first since Nov. 3, 2012 when Lockett returned a 100-yarder at Boise State.

Penny also added a 55-yard rush, the longest of his career and first 50-plus yard run against the Nittany Lions since Nov. 23, 2013, and two solo tackles on special teams. He finished the game with a career-best 192 all-purpose yards on just three touches (64.0 avg.).



### Hageman Continues To Break Records

Senior place-kicker Donny Hageman is making sure he will leave a mark at San Diego State. He is 14-for-18 this season in field goal attempts, with a pair of 54-yard makes.


A year after breaking the school record for made field goals in a season with 20, he booted a 54-yard field goal on against South Alabama. Although the kick is tied for the second longest in school history, a case can be made that it is the most impressive. After all the kick in front of it (57 yards by Ed Corral at Air Force, Sept. 20, 1980) and the other tied with it (54 yards by Chris O'Brien at Air Force, Nov. 2, 1985) both came at elevation (6,621 feet).

Hageman was named the MW Special Teams Player of the Week for his play at Colorado State, connecting on both field goal attempts and all five PAT's in the win. The back-to-back field goals came late in the second quarter to tie the game at 10-10 (20 yards) and with no time left to give SDSU a 13-10 lead (54 yards) and a lead it would never relinquish. The long of 54 yards matched a career long and was tied for the second longest in program history.

Hageman is now one of just two players in school history with multiple 50-plus-yard field goals in the same season, joining Chris O'Brien (50 and 51) in 1984.

Hageman has now made a remarkable 34-of-43 (79.1 percent) of his career field goal attempts. Additionally, Hageman has the most PAT's (81) in program history without a miss. Among the SDSU all-time leaders, is tied for first in PAT percentage (1.000), second in field goal percentage (.791) and fifth in made field goals (34).

He's missed just two field goals in an Aztec loss over his career.



### Smith Improving Each Game

Senior quarterback Maxwell Smith has shown his mettle, leading the Aztecs to a seven-game winning streak. Individually, Smith has improved each game.

Smith, who transferred from Kentucky, where he started 12 games and played in 22 contests over his three seasons from 2011-13.

On the season, Smith is 107-for-197 (54.3 pct.) for 1,485 yards, 13 touchdowns and just two interceptions in 11 starts. He also has added a 7-yard touchdown reception and a 1-yard rushing score, becoming one of six quarterbacks in FBS with at least one passing touchdown, rushing score and receiving touchdown (as of Nov. 9). Smith is ranked 17th in FBS and first in the MW in passing yards per completion (13.88).

Smith has thrown 161 passes without an interception entering the Nevada game, which is the second-longest streak in FBS play. He has thrown 12 touchdown passes over that span. Additionally, he has at least one passing touchdown in each of his last 10 games.

Smith also has the fifth-best passing efficiency (177.0) in FBS play since Oct. 1 (min. 100 att.) and is the only quarterback in FBS to not throw a pick since Sept. 13 (min. 150 att.) (no other quarterback has thrown less than two over that span).

He's been particularly good in Mountain West play, going 66-for-101 (65.3 pct.) for 950 yards and 10 touchdowns (and no interceptions) over the seven games, owning a league-best 177.0 pass efficiency rating.

Smith threw two touchdowns in the MW opener vs. Fresno State. Smith was 11-for-15 for 184 yards with a touchdown at Hawai'i, posting his most yards and best passing efficiency rating (198.4) as an Aztec. He followed that up with a 10-for-14 effort for 144 yards and a touchdown at San Jose State, completing his first eight passes of the game. Smith was then 6-for-10 for 93 yards and a touchdown, while adding his first collegiate rushing touchdown vs. Utah State. At Colorado State, Smith was 11-for-14 for 180 yards and a touchdown. Last week against Wyoming, Smith was 12-for-19 for 138 yards, three touchdowns and no interceptions for an eighth straight game. He became the first Aztec with three touchdown passes in a game since Quinn Kaehler had three on Nov. 8, 2014 vs. Idaho. It was his third career game with at least three touchdown passes and first since throwing three vs. Miami (OH) while at Kentucky on Sept. 7, 2013.

## SDSU ACCOLADES (CONT'D)

**Low Groza Award Watch List (top place-kicker)**

All-MW Special Teams Player of the Year - MW Media Day Poll

MW Special Teams Player of the Week (Nov. 2)

All-Mountain West first team - Mountain West Media Day Poll

All-Mountain West first team - USA Today

All-Mountain West first team - Phil Steele

All-Mountain West first team - Sporting News

All-Mountain West first team - Athlon Sports

All-Mountain West first team - Lindy's Sports

All-Mountain West first team - ESPN College Football Preview

"MW's Best Under Pressure" - Sporting News

**Mikah Holder | So. | Oceanside, Calif. | Wide Receiver**

"SDSU Player to Watch" - Lindy's Sports

**Damontae Kazee | Jr. | San Bernardino, Calif. | Cornerback**

Jim Thorpe Award Watch List (top defensive back)

All-Mountain West first team - Mountain West Media Day Poll

Mountain West Defensive Player of the Week (Nov. 2)

All-Mountain West first team - USA Today

All-Mountain West first team - Sporting News

All-Mountain West first team - Athlon Sports

All-Mountain West second team - Phil Steele

All-Mountain West second team - Lindy's Sports

"SDSU Player to Watch" - Lindy's Sports

**Trey Lomax | So. | San Diego, Calif. | Safety**

All-Mountain West fourth team - Phil Steele

"SDSU Player to Watch" - Lindy's Sports

**Rocky Long | Head Coach**

MW Coach of the Year - Mitch Light from Athlon Sports

"No. 7 Coaching Baller (best player/coach)" - Lindy's Sports

**Lloyd Mills | Jr. | Chandler, Ariz. | WR/PR**

All-Mountain West first team (PR) - USA Today

All-Mountain West second team (PR) - Phil Steele

All-Mountain West second team (PR) - Athlon Sports

"SDSU Player to Watch" - Lindy's Sports

**Calvin Munson | Jr. | St. Charles, Mo. | Linebacker**

Walter Camp National Defensive Player of the Week (Sept. 6)

Lott IMPACT Trophy National Player of the Week (Sept. 9)

Mountain West Defensive Player of the Week (Sept. 7)

All-Mountain West second team - Phil Steele

All-Mountain West second team - Athlon Sports

MW Def. Player of the Year - David Fox from Athlon Sports

"SDSU Player to Watch" - Lindy's Sports

**Jeff Overbaugh | Sr. | Anchorage, Alaska | Long Snapper**

All-American fourth team - Phil Steele

**Rashaad Penny | So. | Norwalk, Calif. | RB/KR**

Mountain West Special Teams Player of the Week (Sept. 28)

All-Mountain West fourth team (KR) - Phil Steele

All-Mountain West fourth team (KR) - Athlon Sports

**Donnel Pumphrey | Jr. | Las Vegas, Nev. | Running Back**

**SDSU ACCOLADES (CONT'D)**

- Maxwell Award Watch List (player of the year)
- Doak Walker Award Watch List (top running back)
- CFPA National Performer of the Year Trophy Watch List (top player)
- All-Mountain West first team - Mountain West Media Day Poll
- Mountain West Offensive Player of the Week (Oct. 12 & Nov. 2)
- All-Mountain West first team - USA Today
- All-Mountain West first team - Phil Steele
- All-Mountain West first team - Sporting News
- All-Mountain West first team - Athlon Sports
- All-Mountain West first team - Lindy's Sports
- All-Mountain West first team - ESPN College Football Preview
- Mountain West Most Valuable Player - Lindy's Sports
- MW Offensive Player of the Year - ESPN College Football Preview
- "No. 6 Running Back in FBS" - Campus Insiders
- "No. 9 Running Back in FBS" - Lindy's Sports
- "Five Players who Deserve Attention" - Sports Illustrated
- "No. 2 NFL Talent in the Mountain West" - Lindy's Sports
- "No. 1 Running Back in the Mountain West" - Athlon Sports
- "Most Likely to Have 1,500 Yards Rushing" - USA Today
- "Biggest Overachiever" - Sporting News
- "SDSU Player to Watch" - Lindy's Sports
  
- Jon Sanchez | Sr. | Murrieta, Calif. | Defensive End**
- All-Mountain West fourth team - Phil Steele
- All-Mountain West fourth team - Athlon Sports
- "SDSU Player to Watch" - Lindy's Sports
  
- Nico Siragusa | Jr. | Chula Vista, Calif. | Offensive Line**
- All-Mountain West fourth team - Phil Steele
  
- Pearce Slater | Sr. | Los Angeles, Calif. | Offensive Line**
- Rotary Lombardi Watch List (top lineman or LB near line of scrimmage)
- All-Mountain West first team - Mountain West Media Day Poll
- All-Mountain West first team - Phil Steele
  
- Malik Smith | Jr. | Compton, Calif. | Safety**
- All-Mountain West third team - Phil Steele
- All-Mountain West fourth team - Athlon Sports
- "SDSU Player to Watch" - Lindy's Sports
  
- Maxwell Smith | Sr. | Granada Hills, Calif. | Quarterback**
- "SDSU Player to Watch" - Lindy's Sports
- MW Top Newcomer - Steven Lassan/Mitch Light from Athlon Sports
  
- J.J. Whittaker | Sr. | Oceanside, Calif. | Cornerback**
- Jim Thorpe Award Watch List (top defensive back)
- All-Mountain West first team - Lindy's Sports
- All-Mountain West second team - Phil Steele
- All-Mountain West second team - Athlon Sports
- "No. 7 NFL Talent in the MW" - Lindy's Sports

For his career, Smith is 399-for-683 (58.4 pct.) for 4,455 yards and 34 touchdowns against just 11 interceptions. His 11 picks are the fewest among active FBS players (min. 600 att.), while his 1.6 interception percentage ranks fifth among active FBS players.

**Last Time Out**

**SAN DIEGO STATE 52, UNLV 14**  
**Nov. 21, 2015 - Sam Boyd Stadium**

**LAS VEGAS** -- Hours after clinching the West Division of the Mountain West with a Nevada loss at Utah State, San Diego State defeated UNLV, 52-14, Saturday night in Las Vegas.

The Aztecs (8-3, 7-0 MW) forced four turnovers, turning those into 21 points, and outrushed the Rebels (3-8, 2-5 MW) by more than 200 yards (286-80) en route to a seventh straight victory. The seven consecutive wins are fifth-longest active streak in FBS play.

Donnell Pumphrey rushed for 139 yards and two touchdowns, despite not playing the team's final four drives and 23 plays over 25 minutes, 39 seconds (25:39). It was his seventh straight 100-yard rushing game, which ranks in a tie for second among active FBS players and third in program history.

Rashaad Penny added 81 yards and a rushing touchdown on 18 attempts, while Chase Price had 54 yards on the ground and caught a 17-yard touchdown pass. Quarterback Maxwell Smith (3 yards) and fullback Dakota Gordon (1 yard) also rushed for touchdowns in SDSU's fifth straight win by at least 23 points, the longest active streak in FBS play.

San Diego State jumped out to a 31-0 lead at the half, scoring on five of its six drives (four touchdowns and a field goal) in the first 30.

Smith got the Aztecs on the scoreboard with a 3-yard run on their first possession of the game.

UNLV got into field goal range on its ensuing possession, but Randy Ricks sacked quarterback Kurt Palandech and the ball popped out to a waiting Jon Sanchez. SDSU capitalized with a 10-play, 49-yard drive, culminating with a 2-yard rushing score by Pumphrey.

After losing another fumble, the Rebels made it three straight drives with a turnover when Kameron Kelly picked off Palandech and returned it 15 yards to the San Diego State 40-yard line. Gordon capped an 8-play, 45-yard drive with a 1-yard rushing score, the first of his career, putting the Aztecs up, 21-0.

After UNLV failed on a fourth-and-2, SDSU got the ball back on its own 36-yard line. Pumphrey took San Diego State's first snap 60 yards to the Rebel 4 and then bounced outside for his second rushing touchdown of the game.

The Aztecs ended the scoring in the first half with a 29-yard field goal by Denny Hageman as time expired and a 31-0 advantage.

UNLV finally got on the scoreboard on its first possession of the second half when Palandech found Kendal Keys from 14 yards out.

After forcing a 3 and out for the second straight drive in the second half, the Rebels got the ball back with 10:39 in the third quarter. Palandech, however, was picked off by Parker Baldwin and returned 28 yards to the UNLV 21. Three plays later, Smith found Price on a screen for a 17-yard touchdown strike.

Damontae Kazeem made it 45-7 SDSU when he returned a punt 66 yards back for his second touchdown in three weeks (also an interception return for a score a Colorado State).

The Rebels doubled their score with a 6-play, 58-yard drive over 2:45, ending with a 6-yard touchdown pass from Palandech to Xavier Campbell.

In the fourth quarter, Penny went to work with 13 rushes for 58 yards and a 2-yard catch, accounting for all of San Diego State's 60 yards, including a 3-yard touchdown and the final points of the game.

Smith passed for 107 yards and a touchdown, completing 11 of 17 attempts.

Calvin Munson paced a defense that had 12 tackles for loss and seven sacks with a team-high eight tackles.

The Aztecs' 52 points were their most in a road game since scoring at San Jose State on Oct. 4, 1969. It was also SDSU's seventh straight win by at least 14 points, the program's longest streak since an eight-game stretch in 1969-70 (final game of 1969 and first seven of the 1970 campaign).



**SDSU-UNLV**

Nov. 21, 2015 | Sam Boyd Stadium | Las Vegas, Nev.  
 Attendance: 14,738 | Weather: Clear skies, 54 degrees, wind 4 mph

	1	2	3	4	Total
San Diego State	14	17	14	7	52
UNLV	0	0	14	0	14

**SCORING SUMMARY**

SDSU - Smith 3-yard run (Hageman kick)	(10:21, 1st)
SDSU - Pumphrey 2-yard run (Hageman kick)	(1:40, 1st)
SDSU - Gordon 1-yard run (Hageman kick)	(8:31, 2nd)
SDSU - Pumphrey 4-yard run (Hageman kick)	(4:43, 2nd)
SDSU - Hageman kick	(0:00, 2nd)
UNLV - Keys 14-yard pass from Palandech (Bomand kick)	(12:14, 3rd)
SDSU - Price 17-yard pass from Smith (Hageman kick)	(7:57, 3rd)
SDSU - Kazeem 66-yard punt return (Hageman kick)	(5:26, 3rd)
UNLV - Campbell 6-yard pass from Palandech (Bomand kick)	(2:41, 3rd)
SDSU - Penny 3-yard run (Hageman kick)	(9:05, 4th)

**TEAM STATS**

	San Diego State	UNLV
First Downs	20	18
Rushes-Yards	48-286	32-80
Passing Yards	107	190
C-A-I	11-18-0	18-35-2
Total Offense	66-393	67-270
Fumbles-Lost	0-0	3-2
Penalties-Yards	6-70	3-14
Possession Time	32:56	27:04
Turnovers	0	4
Average Field Position	SDSU 40	UNLV 29

**INDIVIDUAL STATS**

**Rushing (Atts.-Yards-TDs):** SDSU: Pumphrey 14-139-2; Penny 18-81-1; Price 10-54-0; Gordon 3-6-1; Smith 2-4-1; Stamps 1-2-0. UNLV: Thomas 3-42-0; Campbell 8-27-0; Whitely 6-7-0; Palandech 14-6-0; Greene 1-(2)-0.  
**Passing (Att.-Comp.-Int., Yards, TDs):** SDSU: Smith 17-11-0, 107, 1; Team 1-0-0, 0, 0. UNLV: Palandech 35-18-2, 190, 2.  
**Receiving (No.-Yards-TDs):** SDSU: Price 2-30-1; Hazely 2-24-0; Brunskill 2-21-0; Holder 1-18-0; Judge 1-6-0; Gordon 1-4-0; Wells 1-2-0; Penny 1-2-0. UNLV: Keys 8-76-1; Boyd 3-41-0; Campbell 3-6-1; Criswell 3-36-0; Thomas 1-21-0; Whitely 1-10-0.

**SDSU-UNLV POSTGAME NOTES**

**Big Notes**

- SDSU scored its most points in a road game since scoring 55 at San Jose State on Oct. 4, 1969 and its most in any game since scoring 52 vs. Hawai'i on Oct. 6, 2012.
- The Aztecs improved to 7-0 in conference play for the first time in the program's 93 seasons.
- SDSU won its seventh consecutive game, matching its longest streak since a seven-game winning streak to end the 2012 regular season. It is the fifth-longest active win streak in the NCAA trailing only Clemson (14), Iowa (11), North Carolina (10) and Alabama (8).
- San Diego State won its ninth consecutive Mountain West game dating back to the 2014 campaign. It is the third-longest active streak in the nation, trailing only Navy (10) and Western Kentucky (10). It is the program's longest conference win streak since an eight-game streak from Oct.

6, 2012 through Oct. 10, 2013. During the nine-game conference winning streak, the Aztecs are outscoring the opposition, 326-97.

- SDSU improved to 25-5 over its last 30 league games.
- San Diego State has won five straight games by at least 23 points, the longest active streak in FBS play.
- The Aztecs and Clemson are the only teams in the country that have gone 7-0 in their last seven games winning each game by at least 10 points.
- SDSU has won seven consecutive games by at least 14 points for the first time since an eight game streak in 1969-70 (final game of 1969 season and first seven of the 1970 campaign).
- San Diego State held its 14th straight conference opponent to below 400 yards of total offense, tied with Clemson for the longest streak (league games only) in FBS. Over the 14 games, the Aztecs' opponents are averaging just 263.9 yards per game (3,695 yards coming in).
- SDSU won its fourth consecutive road game, which matches a streak it enjoyed during the 2013 campaign. San Diego State has matched its longest road winning streak since a six-game streak during the 1976-77 seasons.
- The Aztecs improved to 13-3 in its last 16 games played during the month of November.
- Donnel Pumphrey rushed for 139 yards, his seventh straight 100-yard rushing game, eighth of the year and 21st of his career. The seven straight 100-yard rushing games passes Ronnie Hillman (Nov. 27, 2010-Sept 24, 2011) for the third-longest streak in program history and is tied for the second-longest active streak in FBS play.
- SDSU won its 20th straight game when rushing for at least 200 yards and are now 28-2 in the Rocky Long era when reaching 200-plus yards.
- San Diego State broke 200 yards rushing for the seventh straight game, extending its longest streak in its Division I history (since 1969).
- The Aztecs did not throw an interception for the ninth straight game, extending the program's longest streak in its Division I history (since 1969).
- Rocky Long picked up its 11th win against UNLV as head coach, his most against any team.

**Team Notes**

- SDSU scored in the first quarter for the 19th time in 20 games.
- San Diego State forced a 3-and-out in UNLV's first possession of the game, the fifth time in six games that an opponent failed to get a first down against the Aztecs.
- San Diego State allowed zero points in the first quarter and is now outscoring its seven MW opponents, 80-7, in the first quarter this year.
- SDSU shut out UNLV in the first half and is now outscoring the opposition, 144-31, in the first half of its seven MW games.
- San Diego State had its largest lead (31 points) at the half since leading by 31 vs. Idaho State on Sept. 4, 2004.
- The Aztecs allowed seven or less points in the first half for the ninth time in 13 games.
- SDSU has a rushing touchdown in nine straight games (23 total) and in 19 of its last 20 games, and six straight with multiple rushing scores (20 total).
- San Diego State improved to 22-3 over its last 25 games when recording at least two rushing touchdowns.
- The Aztecs improved to 12-1 over their last 13 games when they outrushed their opponent.
- SDSU threw a passing touchdown for the 10th straight game, its longest streak since a 10-game stretch from Dec. 17, 2011-Oct. 27, 2012.
- San Diego State improved to 19-2 over its last 21 games that they didn't throw an interception.
- SDSU improved to 39-11 in the Rocky Long era when scoring just 20 or more points.
- San Diego State forced multiple turnovers for the sixth straight game (20 total).
- In Mountain West play (seven games), the Aztecs have forced 20 turnovers and have lost just four.
- SDSU recorded its second straight game with 14-plus points in the first quarter, the first time that has happened since Sept. 29-Oct. 6, 2012.
- San Diego State has at least one interception in six straight games (13 total).
- The Aztecs allowed a touchdown in the third quarter to UNLV, ending a streak of 107 minutes, 37 seconds (107:37) without allowing a touchdown (since 14:51 left vs. Colorado State).
- SDSU had gone 28 straight quarters without allowing multiple touchdowns prior to the third quarter tonight (allowed two).

**Bad Moments**

After three consecutive weeks of bizarre type moments right before and/or after halftime, the Aztecs navigated the intermission since just fine. Hopefully for Aztecs fans that means the jinx around the midway point of the game is over. Below is a look at what occurred during the three games, two through four.

- San Diego State was victimized by unfortunate timing of miscues that gave the opposition points and momentum heading into the break.
- In three consecutive weeks, SDSU's opponent benefitted from a 14-0 spurt in 90 seconds or less. In all three occasions, the stretch started with a San Diego State turnover.
- In all three of those weeks, the opponent scored within 30 seconds of halftime and gained possession following an Aztec turnover.
- Last season, only two teams (North Carolina State and Vanderbilt) yielded a touchdown within 30 seconds of halftime in three consecutive games.
- Below is a documentation of those occurrence.

Opponent	Score at Start	Time	Play(s)	Score at End	Time
at California	tied, 7-7	1:03/2nd 0:10/2nd 14:50/3rd	Aztecs at own 49 throw INT Cal drives 65 yards for TD Cal scores 75-yard TD on 1st play of 3rd	trail, 7-21	14:50/3rd
South Alabama	lead, 17-3	0:29/2nd 0:12/2nd 14:21/3rd	Aztecs fumble on 1-10 from own 44 Aztec CB slips, USA completes 46-yd. TD USA posts 74-yd TD run on 2nd play	tied, 17-17	14:51/3rd
at Penn State	lead, 14-13	2:33/2nd 1:03/2nd 1:03/2nd 0:17/2nd	Aztecs fumble on punt return give PSU ball Penn State drives 27 yards for TD Aztecs fumble next offensive play Penn State drives 23 yards for TD	trail, 14-27	Halftime

**Aztecs to Play Air Force in 2015 Sports Authority Mountain West Football Championship**

San Diego State will meet Air Force in the 2015 Sports Authority Mountain West Football Championship on Dec. 5, the league announced Nov. 21. The Aztecs (8-3, 7-0 MW) and Falcons (8-3, 6-1 MW) will meet at 4:30 p.m. PT (5:30 p.m. MT) on ESPN2.

The game will be played either at Qualcomm Stadium in San Diego or Falcon Stadium in Colorado Springs, Colo., depending on which team is

**GEOGRAPHICAL BREAKDOWN**

**California (77)**

Curtis Anderson III, Derek Babiash, John Baron II, Nick Bawden, Garrett Binkley, Thomas Browne, Daniel Brunskill, Luke Bussey, Israel Cabrera, Liam Cabrera, John Carroll, Jerry Chaney, Christian Chapman, Jeff Clay, Jabril Clewis, Robert Craighead, Taylor Dodds, Ryan Dunn, Chase Favreau, Jake Fely, Brandon Fitzpatrick, Dakota Gordon, Darrell Greene, Donny Hageman, Lucas Hassett, Jemond Hazely, Jay Henderson, Christian Heyward, Mikah Holder, Malcolm Jackson, Eric Judge, Damontae Kazee, Kyle Kelley, Ryan Krum, Isaac Lessard, Trey Lomax, Patrick Lucas, Austin Maass, Kendrick Mathis, Na'im McGee, Kwayde Miller, Kalan Montgomery, Addison Morrow, Damon Moore, Reggie Murphy, Dwayne Parchment, Rashaad Penny, Ardis Perez, Paul Pitts III, Ryan Pope, Chase Price, Spencer Reed, Julian Rochelin, Jake Rodrigues, Pierre Romain, Dominic Rose, Joe Salcedo, Jon Sanchez, Micah Seau, David Servatius, Ryan Simmons, Nico Siragusa, Pearce Slater, Malik Smith, Maxwell Smith, Ron Smith, Alfonso Solis, Marcus Stamps, Kyahva Tezino, Billy Vaughn, Jr., Kevin Walcott, Kahale Warring, Jon Weilbacher, David Wells, J.J. Whittaker, Elijah Wofford, Austin Wyatt-Thayer

**Texas (7)**

Ryan Agnew, Myles Cheatum, Daishawn Dixon, Nick Gerhard, Kameron Kelly, Sergio Phillips, Juwan Washington

**Nevada (5)**

Noble Hall, Tyler Morris, Donnel Pumphrey, Randy Ricks, Sam Tai

**Arizona (3)**

Alex Barrett, Lloyd Mills, Antonio Rosales

**Hawaii (3)**

Ronley Lakalaka, Pesi Savea, Dakota Turner

**Illinois (2)**

Taylor Blain, Jordan Watson

**Alaska (1)**

Jeff Overbaugh

**Arkansas (1)**

Parker Baldwin

**Colorado (1)**

Arthur Flores

**Florida (1)**

Darryl Richardson

**Georgia (1)**

Christian Cumberlander

**Missouri (1)**

Calvin Munson

**Tennessee (1)**

Mason Hall

the highest-ranked divisional champion. The first criteria in comparing the two teams is the College Football Playoff (CFP) rankings. If no team is ranked in the top 25 of the CFP, a composite of selected computer rankings will determine the host.

The championship site is expected to be announced on Nov. 29 by the MW.

Should SDSU host the championship game, tickets will go on sale online on Nov. 29 at 10 a.m. PT. Tickets will start at \$12. San Diego State students may pick up their free ticket with a current SDSU student ID starting Monday, Nov. 30 at 10 a.m. PT only at the Viejas Arena Box Office. SDSU students may also purchase up to two guest tickets in the student section.

A special four-pack will also be available through GoAztecs.com should San Diego State be the host. The four-pack includes four tickets, four hot dogs, four bags of chips and four sodas for \$80. Contact the ticket office for more info at (619) 283-SDSU.

SDSU secured a spot in the title game with Nevada losing to Utah State, 31-27, last Saturday. Heading into the weekend, San Diego State needed either a win or a Nevada loss to clinch a spot in the championship game. The Aztecs have a three-game lead in the loss column in the division with one game to play.

AFA earned a spot in the championship game with a 37-30 win at Boise State on Friday night and New Mexico falling to Colorado State, 28-21, at home on Saturday. Air Force has a two-game lead over Boise State and New Mexico with one game left in the regular season.

### **SDSU Picked to Win the West Division of the Mountain West**

The San Diego State football team was picked to win the West Division of the Mountain West in the 2015 preseason poll, the league announced July 28 in Las Vegas. The poll is voted on by media representatives who cover the conference.

It is the first time that the Aztecs have been picked to win the league, although this is the third year of the two divisions in the MW. SDSU was selected to take second in the west each of the past two seasons after averaging a predicted finish of 6.5 from 2005-12.

San Diego State did one better than its prediction last year, tying for first in the MW West with Fresno State. The Aztecs have ended up at or better than their predicted finish in six straight seasons and nine times over the past 10 years.

SDSU garnered 177 points, including 27 of the 30 first-place votes in the MW West. San Diego State came into the year with just 22 first-place votes in the first 16 years of the league. The only other time that the Aztecs received multiple first-place votes were in 2014 (15) and 1999 (4). Fresno State picked up the other three first-place votes and has 141 total, while Nevada is predicted third with 113. San José State (91), Hawai'i (70) and UNLV (38) round out the west.

SDSU plays both the predicted second-place finisher (Fresno State) in the West Division and the third-place finisher (Nevada) at home this season.

Boise State paced the Mountain Division by also amassing 177 points, including 28 first-place votes. The Broncos are followed by Utah State (150 and two first-place votes), Colorado State (108), Air Force (90), Wyoming (64) and New Mexico (41).

SDSU also landed four players on the preseason all-conference team, matching its second-highest total in league history (1999). Senior Donny Hageman led the way by being named the MW Preseason Player of the Year, the first in San Diego State's league history. Hageman was joined on the all-conference team by junior running back Donnel Pumphrey, senior Pearce Slater and junior cornerback Damontae Kazee.

Hageman enters the 2015 campaign as one of just seven returning FBS kickers who made at least 20 field goals with an accuracy of at least 80 percent. After playing two seasons at Mt. San Antonio College, Hageman arrived on campus last year and went on to make 20-of-25 field-goal attempts. The 20 field goals set an Aztec single-season record.

Pumphrey, meanwhile, set a school single-season record last year with 1,867 rushing yards and 20 touchdowns on 276 carries (6.8 avg.) en route to earning first-team all-league accolades. One of only two players in the nation to rank among the top 10 in rushing yards per game, all-purpose yards per game, rushing touchdowns and rushing yards per carry, Pumphrey also had 23 catches for 160 yards (7.0 avg.)

Slater started all 13 games last year in his first season on The Mesa after transferring from El Camino College. He was instrumental in solidifying the offensive line and enabling the Aztecs to produce a 2,500-yard rushing season and a running back who set a school single-season rushing record.

A second-team all-league pick last year, Kazee totaled 58 tackles (40 solo), four tackles for loss, an interception, a fumble recovery and a team-high 13 pass breakups in 2014.

### **SDSU Football Names Captains for 2015 Season**

San Diego State head football coach Rocky Long has announced that seniors Dakota Gordon, Jake Fely, Pearce Slater and J.J. Whittaker have been named captains for the 2015 season. The quartet was selected in a vote by their teammates.

Gordon, a fullback from Clovis, Calif., played in all 13 games last year, starting seven times after transferring from Fresno City College. Originally a walk-on who was awarded a scholarship prior to the spring semester, Gordon rushed 26 times for 110 yards (4.2 avg.) in 2014 and had seven catches for 58 yards (8.3 avg.). None of Gordon's 26 carries were for a net loss. The 26 rushing attempts without a net loss were the sixth most in FBS play last year and the second most by an Aztec since at least 1996.

A linebacker from Oceanside, Calif., Fely is the only player in program history to play in at least one game of five teams that made a bowl game (2010-14). Fely was a 2012 second-team all-MW selection, who played in seven games from 2013-14.

Slater, an offensive tackle from Los Angeles, started all 13 games last year in his first season at San Diego State after playing two years at El Camino College. A 2015 preseason all-conference selection by the league media, Slater helped the Aztecs rush for 2,809 yards (second most in school history) and 26 touchdowns, rank 26th in the nation in rushing yards per game (216.1) and rank ninth in tackles for loss allowed per game (4.46).

A cornerback from Oceanside, Calif., Whittaker becomes the first player to captain a SDSU team in consecutive seasons since Russell Allen in 2007-08. A two-time all-league pick, Whittaker recorded 63 tackles (43 solo) last year to go along with six PBU's, two tackles for loss, and two interceptions.

### **Jeff Overbaugh Named a Preseason All-American**

San Diego State senior long snapper Jeff Overbaugh has been named a preseason All-American by Phil Steele's College Football Magazine, the publication announced June 1. Overbaugh earned fourth-team honors.

Overbaugh is one of just five long snappers on Phil Steele's All-American team. Additionally, Overbaugh is one of only three players from the Mountain West and one of just 10 from a non-Power 5 school. Altogether, 117 players made Phil Steele's four teams.

A native of Anchorage, Alaska, Overbaugh has started all 39 games of his career at long snapper heading into 2015. He has been perfect in snap attempts, going 135-for-135 in PATs, 54-for-54 in field goal attempts and 165-for-165 punts. Overbaugh, who also has four career tackles, is a six-time SDSU scholar-athlete, a five-team Dean's List recipient and a three-time MW All-Academic selection. He also earned the program's President's Award for Academic Achievement after the 2014 season and was a Malik Award honoree as well.

### **SDSU Unveils New Uniforms for 2015**

San Diego State unveiled its new football uniforms for the 2015 season on Aug. 4. SDSU will don a one-of-a-kind helmet design to go along with a new home-and-away uniform set both of which feature the Aztec Calendar. The calendar was used by the Aztecs and is a piece of Mexican history dating back to the 1400s.

SDSU will take the field in the new kit on Saturday, Sept. 5, in the season opener vs. USD. The home game at Qualcomm Stadium is set for 5 p.m. PT and will air on the Mountain West Network/Campus Insiders.

The Aztecs' new uniform features an all-new chassis including the latest in lightweight fabric innovation built for maximum speed, ventilation and comfort. The uniform includes three distinct fabrics for optimal thermoregulation. Each panel on the jersey and pants matches specifically to the pads underneath in order to promote maximum airflow.

San Diego State's helmet will feature a black stripe down the middle, which is a color not seen on an SDSU helmet since 2004, and a red Aztec Calendar on each side. Manufactured by Hydrographics, Inc., in Newburg, Oregon, the helmet will also have SDSU's primary logo on the backside.

SDSU will wear its new black uniform at home games and go with a white jersey when on the road. On the center collar will be an embroidered primary San Diego State logo and the uniform sleeve panels will have the red Aztec Calendar with San Diego State emblazoned on the chest.

This season's pants are black with a three-inch striped panel on both sides. Inside of each panel will be the red Aztec Calendar. San Diego State will wear black pants with both the white and black versions of the uniform top.





# MOUNTAIN WEST

## 2015 MW Standings

### West Division

	MW	Pct.	Overall	Pct.
<b>San Diego State</b>	<b>7-0</b>	<b>1.000</b>	<b>8-3</b>	<b>.727</b>
Nevada	4-3	.571	6-5	.545
San José State	4-3	.571	5-6	.455
Fresno State	2-5	.286	3-8	.273
UNLV	2-5	.286	3-8	.273
Hawai'i	0-8	.000	2-10	.167

### Mountain Division

	MW	Pct.	Overall	Pct.
Air Force	6-1	.857	8-3	.727
Utah State	5-3	.625	6-5	.545
Colorado State	4-3	.571	6-5	.545
Boise State	4-3	.571	7-4	.636
New Mexico	4-3	.571	6-5	.545
Wyoming	1-6	.143	1-10	.091

### This Week in the Mountain West

#### Friday, Nov. 27

Boise State at San José State, 12:30 p.m. PT CBSSN

#### Saturday, Nov. 28

**Nevada at San Diego State, 7:45 p.m. PT ESPN2**  
 UNLV at Wyoming, Noon MT ROOT Sports  
 Brigham Young at Utah State, 1:30 p.m. MT CBSSN  
 Louisiana-Monroe at Hawai'i, 6 p.m. HT TWC Oceanic  
 Air Force at New Mexico, 8:15 p.m. MT ESPNU

### Last Week in the Mountain West

#### San Diego State 52, at UNLV 14

Air Force 37, at Boise State 30  
 at Brigham Young 52, Fresno State 10  
 at Utah State 31, Nevada 27  
 Colorado State 28, at New Mexico 21  
 San José State 42, at Hawai'i 23

### Mountain West Bowl Tie-Ins

**Gildan New Mexico Bowl vs. C-USA**  
 Dec. 19 ESPN 11 a.m. MT Albuquerque, N.M.

**Royal Purple Las Vegas Bowl vs. Pac-12**  
 Dec. 19 ABC 12:30 p.m. PT Las Vegas, Nev.

**Famous Idaho Potato Bowl vs. MAC**  
 Dec. 22 ESPN 1:30 p.m. MT Boise, Idaho

**SDCCU Poinsettia Bowl vs. Army**  
 Dec. 23 ESPN 1:30 p.m. PT San Diego, Calif.

**Sheraton Hawai'i Bowl vs. C-USA**  
 Dec. 24 ESPN 3 p.m. HT Honolulu, Hawaii

**Lockheed Martin Armed Forces Bowl vs. Big Ten**  
 Dec. 29 ESPN 1 p.m. CT Fort Worth, Texas

**Nova Home Loans Arizona Bowl vs. C-USA**  
 Dec. 29 CI 5:30 p.m. MT Tucson, Ariz.

## Charting the Opponents

**San Diego (9-2, 7-1 Pioneer)**

**S.5 at San Diego State L, 3-37**

S.12	Western New Mexico	W, 45-21
S.26	at Valparaiso*	W, 38-6
0.3	Marist*	W, 30-20
0.10	at Dayton*	L, 12-13
0.17	Drake*	W, 27-0
0.24	Warner Univ.	W, 45-14
0.31	at Stetson*	W, 47-16
N.7	Campbell*	W, 31-27
N.14	at Davidson*	W, 35-10
N.21	Butler*	W, 28-27

**Penn State (7-4, 4-3 Big Ten)**

S.5	at Temple	L, 10-27
S.12	Buffalo	W, 27-14
S.19	Rutgers*	W, 28-3
<b>S.26 San Diego State W, 37-21</b>		
0.3	Army	W, 20-14
0.10	Indiana*	W, 29-7
0.17	at Ohio State*	L, 10-38
0.24	at Maryland*	W, 31-30
0.31	Illinois*	W, 39-0
N.7	at Northwestern*	L, 21-23
N.21	Michigan*	L, 16-28
N.28	at Michigan State*	3:30 p.m. ET

**San José State (5-6, 4-3 MW)**

S.3	New Hampshire	W, 43-13
S.12	at Air Force*	L, 16-37
S.19	at Oregon State	L, 21-35
S.26	Fresno State*	W, 49-23
0.3	at Auburn	L, 21-35
0.10	at UNLV*	W, 33-27 (ot)
<b>O.17 San Diego State* L, 7-30</b>		
0.24	New Mexico*	W, 31-21
N.6	Brigham Young	L, 16-17
N.14	at Nevada*	L, 34-37 (ot)
N.21	at Hawai'i*	W, 42-23
N.27	Boise State*	12:30 p.m. PT

**Wyoming (1-10, 1-6 MW)**

S.5	North Dakota	L, 13-24
S.12	Eastern Michigan	L, 29-48
S.19	at Washington State	L, 14-31
S.26	New Mexico*	L, 28-38
0.3	at Appalachian State	L, 13-31
0.10	at Air Force*	L, 17-31
0.17	Nevada*	W, 28-21
0.24	at Boise State*	L, 14-34
0.30	at Utah State*	L, 27-58
N.7	Colorado State*	L, 7-26
<b>N.14 at San Diego State* L, 3-38</b>		
N.28	UNLV	Noon MT

**California (6-5, 3-5 Pac-12)**

S.5	Grambling State	W, 73-14
<b>S.12 San Diego State W, 35-7</b>		
S.19	at Texas*	W, 45-44
S.26	at Washington*	W, 30-24
0.3	Washington State*	W, 34-28
0.10	at Utah*	L, 24-30
0.22	at UCLA*	L, 24-40
0.31	USC*	L, 21-27
N.7	at Oregon*	L, 28-44
N.14	Oregon State*	W, 54-24
N.21	at Stanford*	L, 22-35
N.28	Arizona State*	7 p.m. PT

**Fresno State (3-8, 2-5 MW)**

S.3	Abilene Christian	W, 34-13
S.12	at Ole Miss	L, 21-73
S.19	Utah	L, 24-45
S.26	at San José State*	L, 23-49
<b>O.3 at San Diego State* L, 7-21</b>		
0.10	Utah State*	L, 14-56
0.16	UNLV*	W, 31-28
0.24	at Air Force*	L, 14-42
N.5	Nevada*	L, 16-30
N.14	Hawai'i*	W, 42-14
N.21	at Brigham Young	L, 10-52
N.28	Colorado State*	6 p.m. PT

**Utah State (6-5, 5-3 MW)**

S.3	Southern Utah	W, 12-9
S.12	at Utah	L, 14-24
S.19	at Washington	L, 17-31
0.3	Colorado State*	W, 33-18
0.10	at Fresno State*	W, 56-14
0.16	Boise State*	W, 52-26
<b>O.23 at San Diego State* L, 14-48</b>		
0.30	Wyoming*	W, 58-27
N.7	at New Mexico*	L, 13-14
N.14	at Air Force*	L, 28-35
N.21	Nevada*	W, 31-27
N.28	Brigham Young	1:30 p.m. MT

**UNLV (3-8, 2-5 MW)**

S.5	at Northern Illinois	L, 30-38
S.12	UCLA	L, 3-37
S.19	at Michigan	L, 7-28
S.26	Idaho State	W, 80-8
0.3	at Nevada*	W, 23-17
0.10	San José State*	L, 27-33 (ot)
0.16	at Fresno State*	L, 28-31
0.31	Boise State*	L, 27-55
N.7	Hawai'i*	W, 41-21
N.14	at Colorado State*	L, 35-49
<b>N.21 San Diego State* L, 14-52</b>		
N.28	at Wyoming*	Noon MT

**South Alabama (5-5, 3-3 Sun Belt)**

S.5	Gardner-Webb	W, 33-23
S.12	at Nebraska	L, 9-48
<b>S.19 at San Diego State W, 34-27 (ot)</b>		
S.26	North Carolina State	L, 13-63
0.3	at Troy*	W, 24-18
0.13	Arkansas State*	L, 31-49
0.24	at Texas State*	L, 18-36
N.7	Idaho*	W, 52-45
N.12	Louisiana-Lafayette*	W, 32-25
N.21	at Georgia State*	L, 10-24
N.28	at Georgia Southern*	1 p.m. ET
N.29	Appalachian State*	TBA

**Hawai'i (2-10, 0-8 MW)**

S.3	Colorado	W, 28-20
S.12	at Ohio State	L, 0-38
S.19	UC Davis	W, 47-27
S.26	at Wisconsin	L, 0-28
0.3	at Boise State*	L, 0-55
<b>O.10 San Diego State* L, 14-28</b>		
0.17	at New Mexico*	L, 27-28
0.24	at Nevada*	L, 20-30
0.31	Air Force*	L, 7-58
N.7	at UNLV*	L, 21-41
N.14	Fresno State*	L, 14-42
N.21	San José State*	L, 23-42
N.28	Louisiana Monroe	6 p.m. HT

**Colorado State (6-5, 4-3 MW)**

S.5	Savannah State	W, 65-13
S.12	Minnesota	L, 20-23 (ot)
S.19	vs. Colorado	L, 24-27 (ot)
S.26	at UTSA	W, 33-31
0.3	at Utah State*	L, 18-33
0.10	Boise State*	L, 10-41
0.17	Air Force*	W, 38-23
<b>O.31 San Diego State L, 17-41</b>		
N.7	at Wyoming*	W, 26-7
N.14	UNLV*	W, 49-35
N.21	at New Mexico*	W, 28-21
N.28	at Fresno State*	6 p.m. PT

**Nevada (6-5, 4-3 MW)**

S.5	UC Davis	W, 31-17
S.12	Arizona	L, 20-44
S.19	at Texas A&M	L, 27-44
S.26	at Buffalo	W, 24-21
0.4	UNLV*	L, 17-23
0.10	New Mexico*	W, 35-17
0.17	at Wyoming*	L, 21-28
0.24	Hawai'i*	W, 30-20
N.5	at Fresno State*	W, 30-16
N.14	San José State*	W, 37-34 (ot)
N.21	at Utah State*	L, 27-31
<b>N.28 at San Diego State 7:45 p.m. PT</b>		

# DONNEL PUMPHREY

#PumphUp

**Running Back ■ 5-9, 180 ■ Jr.-2L**  
**Las Vegas, Nev. (Canyon Springs High)**

- \* All-America Candidate
- \* Mountain West Player of the Year Candidate

In 2014, the only two players in the country to rank among the top 10 nationally in rushing yards per game, all-purpose yards per game, rushing touchdowns and rushing yards per carry were Doak Walker Award winner **Melvin Gordon** (Wisconsin) and **Donnel Pumphrey**.

Enters the Nevada game with 3,929 career rushing yards and 21 career 100-yard rushing games ... One of four players in the country since 2013 to rush for at least 3,000 yards and have 700 receiving yards ... Is one of five players in FBS to lead their 2015 team in rushing yards and receptions ... Has seven straight games with a 100-plus yards, which is tied for the second-longest active streak in FBS and third longest in program history ... In 2014, ranked fourth in the nation in rushing yards per game (143.6), eighth in all-purpose yards per game (155.9), ninth in rushing touchdowns (20), ninth in rushing yards per carry (6.76) and tied for 17th in points per game (9.2) (11th among non-kickers).

## PUMPHREY HIGHLIGHTS

- Career: 21, 100-Yard Rushing Games, 7, 150-Yard Rushing Games, 2, 200-Yard Rushing Games
- 2015 Season: 8, 100-Yard Rushing Games, 2, 150-Yard Rushing Games
- 2014 Season: 10, 100-Yard Rushing Games, 4, 150-Yard Rushing Games, 2, 200-Yard Rushing Games
- 1 Career Games With Multiple Rushing Touchdowns, Including 3 Or More Four Times

## PUMPHREY 2015 GAME-BY-GAME

2015	Att.	Yds.	TD	Rec.	Yds.	TD
San Diego	19	62	1	2	14	0
at California	21	85	0	2	23	0
South Alabama	28	102	1	5	55	0
at Penn State	18	56	1	6	53	0
Fresno State	23	124	1	0	0	0
Hawai'i	30	148	3	2	49	0
at San Jose State	20	152	1	3	55	1
Utah State	23	181	2	0	0	0
at Colorado State	20	121	2	2	47	1
Wyoming	29	140	0	3	29	0
at UNLV	14	139	2	0	0	0
Nevada						
<b>Total</b>	<b>245</b>	<b>1,310</b>	<b>14</b>	<b>24</b>	<b>325</b>	<b>2</b>

## SDSU RECORD WITH PUMPHREY

Career Games Played/Games Started	37/25
SDSU Record	23-14

### Rushing Touchdowns In a Game (SDSU Record)

1: 15 times (10-5)	1 or more: 26 times (19-7)
2: 7 times (5-2)	2 or more: 11 times (9-2)
3: 3 times (3-0)	3 or more: 4 times (4-0)
4: 1 time (1-0)	

### Rushing Yards In a Game (SDSU Record)

100-Yard Games:	21 (17-4)
150-Yard Games:	7 (7-0)
200-Yard Games:	2 (2-0)



ACTIVE CAREER NCAA DIVISION I LEADERS

RUSHING YARDS

Rk.	Name, School	Cl.	GP	YDS
1.	Keenath Dixon, Louisiana Tech	Sr.	45	4,382
2.	Keenan Reynolds, Navy	Sr.	46	4,195
3.	<b>Donnel Pumphrey, SDSU</b>	Jr.	37	<b>3,929</b>
4.	Jordan Howard, UAB/Indiana	Jr.	32	3,681
5.	Ezekiel Elliott, Ohio State	Jr.	33	3,598

POINTS AMONG NON-KICKERS

Rk.	Name, School	Cl.	GP	PTS
1.	Keenan Reynolds, Navy	Sr.	46	494
2.	Kenneth Dixon, Louisiana Tech	Sr.	45	486
3.	<b>Donnel Pumphrey, SDSU</b>	Jr.	37	<b>276</b>
4.	Dak Prescott, Mississippi State	Sr.	46	260
5.	Elijah McGuire, Louisiana-Lafayette	Jr.	35	252

RUSHING ATTEMPTS

Rk.	Name, School	Cl.	GP	ATT
1.	Keenan Reynolds, Navy	Sr.	46	913
2.	Kenneth Dixon, Louisiana Tech	Sr.	45	772
3.	Trayion Durham, Kent State	Sr.	48	764
4.	Jordan Howard, UAB/Indiana	Jr.	32	647
5.	<b>Donnel Pumphrey, SDSU</b>	Jr.	37	<b>646</b>

ALL-PURPOSE YARDS

Rk.	Name, School	Cl.	GP	YDS
1.	Tyler Ervin, San Jose State	Sr.	45	5,783
2.	Jakeem Grant, Texas Tech	Sr.	48	5,262
3.	Kenneth Dixon, Louisiana Tech	Sr.	45	5,160
4.	Tyler Boyd, Pittsburgh	Jr.	36	5,018
5.	D.J. Foster, Arizona State	Sr.	51	4,755
7.	<b>Donnel Pumphrey, SDSU</b>	Jr.	37	<b>4,711</b>

2014 NCAA LEADERS

RUSHING YARDS PER GAME

Rk.	Name, School	Cl.	Yds.	YPG
1.	Melvin Gordon, Wisconsin	Jr.	2,587	184.8
2.	Tevin Coleman, Indiana	Jr.	2,036	169.7
3.	Kareem Hunt, Toledo	So.	1,631	163.1
4.	<b>Donnel Pumphrey, SDSU</b>	So.	<b>1,867</b>	<b>143.6</b>
5.	Devon Johnson, Marshall	Jr.	1,767	135.9

ALL-PURPOSE YARDS PER GAME

Rk.	Name, School	Cl.	Yds.	YPG
1.	Melvin Gordon, Wisconsin	Jr.	2,740	195.71
2.	Tevin Coleman, Indiana	Jr.	2,177	181.42
3.	Tyler Lockett, Kansas State	Sr.	2,296	176.62
4.	Ameer Abdullah, Nebraska	Sr.	2,272	174.77
5.	Jay Ajayi, Boise State	Jr.	2,358	168.43
8.	<b>Donnel Pumphrey, SDSU</b>	So.	<b>2,027</b>	<b>155.92</b>

RUSHING TOUCHDOWNS

Rk.	Name, School	Cl.	GP	TD
1.	Melvin Gordon, Wisconsin	Jr.	14	29
2.	Jay Ajayi, Boise State	Jr.	14	28
3.	James Conner, Pittsburgh	So.	13	26
4.	Jarvion Franklin, Western Michigan	Fr.	13	24
5.	Keenan Reynolds, Navy	Jr.	11	23
9.	<b>Donnel Pumphrey, SDSU</b>	So.	13	<b>20</b>

RUSHING YARDS PER CARRY (min. 10 rushes per game)

Rk.	Name, School	Cl.	Yds.	YPC
1.	Devon Johnson, Marshall	Jr.	1,767	8.58
2.	Kareem Hunt, Toledo	So.	1,631	7.96
3.	Elijah McGuire, La.-Lafayette	So.	1,264	7.61
4.	Melvin Gordon, Wisconsin	Jr.	2,587	7.54
5.	Tevin Coleman, Indiana	Jr.	2,036	7.54
10.	<b>Donnel Pumphrey, SDSU</b>	So.	<b>1,867</b>	<b>6.76</b>

SDSU RECORD BOOK

YARDS RUSHING/CAREER

Rk.	Name, Seasons	Yards
1.	Marshall Faulk, 1991-92-93	4,589
2.	<b>Donnel Pumphrey, 2013-14-15</b>	<b>3,929</b>
3.	Larry Ned, 1998-99-00-01	3,562
4.	Ronnie Hillman, 2010-11	3,243
5.	Adam Muema, 2011-12-13	2,852

100-YARD RUSHING GAMES/CAREER

Rk.	Name, Seasons	Games
1.	Marshall Faulk, 1991-92-93	23
2.	<b>Donnel Pumphrey, 2013-14-15</b>	<b>21</b>
3.	Ronnie Hillman, 2010-11	15
4.	Adam Muema, 2011-12-13	14
	George Jones, 1995-96	14

150-YARD RUSHING GAMES/CAREER

Rk.	Name, Seasons	Games
1.	Marshall Faulk, 1991-92-93	16
2.	Ronnie Hillman, 2010-11	12
3.	George Jones, 1995-96	8
4.	<b>Donnel Pumphrey, 2013-14-15</b>	<b>7</b>
	Larry Ned, 1998-99-00-01	7

200-YARD RUSHING GAMES/CAREER

Rk.	Name, Seasons	Games
1.	Marshall Faulk, 1991-92-93	7
2.	Larry Ned, 1998-99-00-01	4
	George Jones, 1995-96	4
4.	Ronnie Hillman, 2010-11	3
T-5.	<b>Donnel Pumphrey, 2013-14-15</b>	<b>2</b>
	Lynell Hamilton, 2003, 05-06-07	2
	Chris Hardy, 1983-84-85-86	2
	Paul Hewitt, 1987-88	2
	David Turner, 1976-77	2

RUSHING TOUCHDOWNS/CAREER

Rk.	Name, Seasons	TD
1.	Marshall Faulk, 1991-92-93	57
2.	<b>Donnel Pumphrey, 2013-14-15</b>	<b>42</b>
3.	Ronnie Hillman, 2010-11	36
	Larry Ned, 1998-99-00-01	36
5.	Adam Muema, 2011-12-13	34
	George Jones, 1995-96	34

PUMPHREY VS. AZTEC GREATS - JUNIOR YEAR

George Jones (1995)	Carries	Yards	TD
California	24	147	3
at (14) Oklahoma	21	89	2
at Brigham Young*	19	53	0
Nevada	25	105	1
at Utah*	39	160	1
Fresno State*	28	270	5
San Jose State (1K)	19	253	2
at UTEP*	21	173	2
New Mexico*	35	208	3
Wyoming*	27	133	1
at Hawai'i*	21	164	3
Colorado State*	26	87	0
<b>11 Games Into Junior Year</b>	<b>269</b>	<b>1,725</b>	<b>23</b>
<b>Season Total (12 games)</b>	<b>305</b>	<b>1,842</b>	<b>23</b>

Marshall Faulk (1993)	Carries	Yards	TD
CSUN	27	170	3
at (21) California	22	64	1
at Air Force*	24	106	3
Minnesota	22	81	1
UCLA	19	51	1
at Hawai'i*	27	175	4
Colorado State*	18	89	0
New Mexico*	36	186	1
at Utah* (1K)	22	141	1
Brigham Young*	32	252	2
at Fresno State*	21	63	1
Wyoming*	30	150	3
<b>11 Games Into Junior Year</b>	<b>270</b>	<b>1,378</b>	<b>19</b>
<b>Season Total (12 games)</b>	<b>300</b>	<b>1,530</b>	<b>21</b>

SDSU RECORD BOOK (CONTINUED)

OVERALL TOUCHDOWNS/CAREER

Rk.	Name, Seasons	TD
1.	Marshall Faulk, 1991-92-93	62
2.	<b>Donnel Pumphrey, 2013-14-15</b>	<b>46</b>
3.	Ronnie Hillman, 2010-11	38
4.	Adam Muema, 2011-12-13	36
5.	George Jones, 1995-96	34
	Paul Hewitt, 1987-88	34

OVERALL POINTS/CAREER

Rk.	Name, Seasons	TD
1.	Marshall Faulk, 1991-92-93	376
2.	Andy Trakas, 1989-90-91-92	338
3.	Peter Holt, 1993-94-95-96	303
4.	<b>Donnel Pumphrey, 2013-14-15</b>	<b>276</b>
5.	Garrett Palmer, 2004-05-06-07	260

YARDS RUSHING/SEASON

Rk.	Name, Season	Yards
1.	<b>Donnel Pumphrey, 2014</b>	<b>1,867</b>
2.	George Jones, 1995	1,842
3.	Ronnie Hillman, 2011	1,711
4.	Marshall Faulk, 1992	1,630
5.	Marshall Faulk, 1991	1,586
10.	<b>Donnel Pumphrey, 2015</b>	<b>1,310</b>

YARDS RUSHING/JUNIOR

Rk.	Name, Seasons	Yards
1.	George Jones, 1995	1,842
2.	Marshall Faulk, 1993	1,530
3.	<b>Donnel Pumphrey, 2015</b>	<b>1,310</b>
4.	Adam Muema, 2013	1,244
5.	Chris Hardy, 1985	1,150

100-YARD RUSHING GAMES/SEASON

Rk.	Name, Season	Games
1.	<b>Donnel Pumphrey, 2014</b>	<b>10</b>
2.	Ronnie Hillman, 2011	9
	George Jones, 1995	9
4.	<b>Donnel Pumphrey, 2015</b>	<b>8</b>
	Marshall Faulk, 1992	8
	Marshall Faulk, 1991	8

PUMPHREY VS. AZTEC GREATS - JUNIOR YEAR

Adam Muema (2013)	Carries	Yards	TD
Eastern Illinois	10	17	0
at (3) Ohio State	3	5	0
Oregon State	28	71	0
at New Mexico State	10	25	0
Nevada*	24	134	2
at Air Force*	18	86	0
(18) Fresno State*	27	111	2
New Mexico*	27	233	2
at San Jose State*	21	113	2
at Hawai'i*	24	163	1
Boise State* (1K)	24	46	1
at UNLV*	12	11	0
Buffalo	28	229	3
<b>11 Games Into Junior Year</b>	<b>216</b>	<b>1,004</b>	<b>10</b>
<b>Season Total (13 games)</b>	<b>256</b>	<b>1,244</b>	<b>15</b>

Donnel Pumphrey (2015)	Carries	Yards	TD
San Diego	19	62	1
at California	21	85	0
South Alabama	28	102	1
at Penn State	18	56	1
Fresno State*	23	124	1
at Hawai'i*	30	148	3
at San Jose State*	20	152	1
Utah State*	23	181	2
at Colorado State*	20	121	2
Wyoming*	29	140	0
at UNLV*	14	139	2
Nevada*			
<b>11 Games Into Junior Year</b>	<b>245</b>	<b>1,310</b>	<b>14</b>

# SAN DIEGO STATE ATHLETIC DEPARTMENT

## NATIONAL RANKINGS

### ■ Highest Combined Football and Men's Basketball Winning Percentage Since the Start of 2010-11 Season\*

Rk.	School	W	L	Pct.
1.	Ohio State	211	53	79.9%
2.	Louisville	203	64	76.0%
3.	Wisconsin	200	66	75.2%
4.	<b>San Diego State</b>	<b>192</b>	<b>65</b>	<b>74.7%</b>
5.	Michigan State	197	68	74.3%
6.	Oregon	194	68	74.0%
7.	Arizona	193	71	73.1%
8.	Duke	190	70	73.1%
9.	Florida	186	74	71.5%
10.	Notre Dame	179	73	71.0%
11.	North Carolina	185	77	70.6%
12.	Brigham Young	181	76	70.4%
13.	Baylor	179	77	69.9%
14.	Cincinnati	175	77	69.4%
15.	Kentucky	184	82	69.2%
16.	Syracuse	174	80	68.5%
17.	Florida State	175	81	68.4%
18.	Alabama	171	82	67.6%
19.	Boise State	165	80	67.3%
20.	Stanford	172	84	67.2%

\* as of Nov. 22, 2015

### ■ Highest Combined Football, Men's Basketball and Women's Basketball Winning Percentage Since Start of 2011-12 Season

Rk.	School	W	L	Pct.
1.	Baylor	293	69	80.9%
2.	Notre Dame	287	71	80.2%
3.	Louisville	283	79	78.2%
4.	Duke	266	83	76.2%
5.	Stanford	272	86	76.0%
6.	Connecticut	262	94	73.6%
7.	Kentucky	257	98	72.4%
8.	Michigan State	251	97	72.1%
9.	Ohio State	249	98	71.8%
10.	North Carolina	250	101	71.2%
11.	Brigham Young	242	100	70.8%
12.	Middle Tennessee	233	99	70.2%
13.	Florida State	232	110	67.8%
14.	<b>San Diego State</b>	<b>226</b>	<b>108</b>	<b>67.7%</b>
15.	Syracuse	230	110	67.6%
16.	Maryland	231	112	67.3%
17.	Oklahoma	217	114	65.6%
18.	Toledo	214	113	65.4%
19.	Michigan	223	118	65.4%
20.	Tennessee	223	118	65.4%

### ■ Mountain West Conference Championships, Since the Start of 2012-13 Season\*

Rk.	School	Championships
1.	<b>San Diego State</b>	<b>26</b>
2.	New Mexico	14
3.	Boise State	8
4.	Colorado State	6
	Fresno State	6
6.	UNLV	3
7.	San Jose State	1
8.	all others	0

\* - Includes only sports in which San Diego State competes.



## Aztecs Rising

Over the past several seasons, San Diego State has established itself as one of the premier athletic programs in the country.

- Since 2010, SDSU has had eight different athletic programs finish in the top 25 of an NCAA Championship — men's basketball (four times), women's basketball, men's golf (three times), women's soccer, softball (three times), men's tennis, women's indoor track and field (two times) and women's outdoor track and field (three times).
- Since the beginning of the 2012-13 academic year, SDSU has claimed 26 Mountain West championships, more than any other conference member during that span, including New Mexico (14), Boise State (8), Colorado State (6), Fresno State (6), UNLV (3), Nevada (1), Wyoming (1), San José State (1) and Utah State (0).
- SDSU is one of four teams in the country to have advanced to six straight NCAA men's basketball tournaments and win at least 23 games in each of those seasons.
- SDSU was one of nine schools to qualify for the NCAA tournament in five 2015 spring sports — baseball, men's golf, women's golf, softball and men's tennis — joining California, Florida, Florida State, Louisville, LSU, North Carolina, Texas and UCLA.
- A total of nine SDSU athletic programs scored at the NCAA Championships in 2014-15, including baseball, men's basketball, football, men's golf, women's golf, women's soccer, women's swimming & diving and men's tennis.
- An institutional-high 12 SDSU athletic programs set a record multi-year Academic Progress Report (APR) score in the annual set of data released by the NCAA in May 2015. The 12 Aztec teams that established multi-year record marks include baseball, men's basketball, football, lacrosse, rowing, swimming and diving, men's soccer, women's soccer, softball, women's tennis, indoor track and field and outdoor track and field.
- All of SDSU's 19 athletic programs exceeded NCAA APR minimums, with 16 teams equaling or improving its multi-year score from the previous year.

## 2015-16 Update

- Cross Country (49-37, 5-10 MW) - The Aztecs captured team titles in three of their first five meets, including the Mark Covert Classic (out of 11 teams) on Sept. 5, the Aztec Invitational (out of 13 teams) on Sept. 18 and the UNLV Invitational on Oct. 3. SDSU then finished ninth at the MW Championships on Oct. 30, despite top runner Elaine Ribeiro (fainting spell). Ribeiro had been SDSU's top runner in the team's previous five races, highlighted by individual victories at Aztec Invite and UNLV Invite. SDSU ended its season with a 25th-place showing out of 37 teams at the NCAA West Regional.
- Women's Soccer (15-4-1; 10-1 Mountain West) - San Diego State secured its fourth straight Mountain West regular-season championship, winning 10 straight league matches after opening with a loss at Boise State on Sept. 25. The Aztecs defeated Colorado College, 2-0, in the MW semifinals on Thursday (Nov. 5) at SDSU Sports Deck, but tied San Jose State, 1-1, in the championship game. The Aztecs, however, lost the shootout and the Spartans earned the league's automatic bid into the NCAA tournament. Among the highlights for SDSU was a 2-0 win at No. 16/17 Kentucky on Aug. 23, followed by a streak of four straight shutouts as the Scarlet and Black went 294 minutes, 12 seconds without allowing a goal.
- Men's Soccer (8-8-3; 2-7-1- Pac-12) - The Aztecs ended its season in fine fashion, defeating No. 16 UCLA in double-overtime on Nov. 14 to finish .500 on the season at 8-8-3. For the season, SDSU faced 14 opponents who appeared in the NCAA tournament a year ago, along with six squads that received votes in the NSCAA Preseason Coaches Poll.
- Volleyball (11-19; 8-9 Mountain West) - San Diego State has won four of its last five games, taking out Fresno State, UNLV, Utah State and San Jose State, 3-0, last weekend. SDSU ends its season at home against Nevada on Nov. 24. The Aztecs were picked sixth in the MW preseason poll.

# SAN DIEGO STATE FOOTBALL

## INSIDE THE NUMBERS

### ■ California Schools Football Winning Percentage / Since Fall of 2010

Rk.	School	W	L	Pct.	Bowls
1.	Stanford	63	15	80.8	5
2.	USC	51	25	67.1	3
3.	<b>San Diego State</b>	<b>49</b>	<b>27</b>	<b>64.5</b>	<b>5</b>
4.	UCLA	47	30	61.0	4
5.	Fresno State	41	36	53.2	4
6.	San José State	31	42	42.5	1
7.	California	27	45	37.5	1

### ■ Most Coaching Victories Through First Four Seasons / San Diego State

Rk.	Coach	Wins	Seasons
1.	Claude Gilbert	35	1973-74-75-76
2.	<b>Rocky Long</b>	<b>32</b>	<b>2011-12-13-14</b>
3.	Don Coryell	30	1961-62-63-64
4.	Ted Tollner	25	1994-95-96-97
	Al Luginbill	25	1989-90-91-92
	C.E. Peterson	25	1921-22-23-24

### ■ All-Time Mountain West Coaching Victories

Rk.	Coach	Wins
1.	<b>Rocky Long</b>	<b>102</b>
2.	Gary Patterson	77
3.	Troy Calhoun	67
4.	Sonny Lubick	59
5.	Kyle Whittingham	57

### ■ Current Mountain West Coaching Victories (counts only wins while at an MW school)

Rk.	School	Wins
1.	<b>Rocky Long</b>	<b>102</b>
2.	Troy Calhoun	67
3.	Tim DeRuyter	29
4.	Matt Wells	25
5.	Bryan Harsin	19

### ■ NFL Draft Picks Since 2011 / California Schools

Rk.	School	Number
1.	USC	25
2.	Stanford	23
3.	California	16
4.	UCLA	15
5.	<b>San Diego State</b>	<b>12</b>
6.	Fresno State	9
7.	San José State	4
8.	Cal Poly	1

### ■ NFL Draft Picks Since 2011 / Mountain West Schools

Rk.	School	Number
1.	Boise State	14
2.	<b>San Diego State</b>	<b>12</b>
3.	Nevada	10
4.	Fresno State	9
5.	Utah State	8
6.	Colorado State	4
	Hawai'i	4
	San José State	4
	Wyoming	4
10.	Air Force	0
	New Mexico	0
	UNLV	0



Under the direction of fifth-year head coach Rocky Long, San Diego State has made a dramatic turnaround.

■ SDSU is one of 27 schools nationally to appear in bowl games each of the last five seasons. San Diego State is one of only two California schools to appear in five consecutive bowl games (Stanford) and is one of only two current Mountain West schools to appear in bowl games in 2010, 2011, 2012, 2013 and 2014 (Boise State), and one of three from the "Group of 5" conferences (Boise State and Northern Illinois).

■ With a bowl game in a school-record five straight years, the Aztecs have equaled their total number of bowls played in the previous 43 seasons from 1967-2009.

■ Long's impact has been felt almost immediately, first as the defensive coordinator in 2009-10 and then as the head coach since 2011. SDSU went without a winning season for the 10 straight years from 2000-09 when it won 32.2 percent of its games and owned one of the nation's worst records. Below is a look at the dramatic turnaround.

Time	W-L (Pct.)	NCAA Rk.	Bowl Gms.	Winning Seasons
2000-09 (Previous 10 Seasons)	38-80 (.322)	106	0	0
Since 2010	49-27 (.645)	29	5	5

■ San Diego State owns a 49-27 record over the past five-plus seasons. With 49 wins in their last 76 games (49-27 since the beginning of the 2010 campaign), the Aztecs have equaled their win total from the previous 137 games (49-88).

■ The 41 victories from 2010-14 is the highest win-total over a five-year span since the Aztecs went 45-8-2 from 1973-77.

SDSU is 1 of 4 schools to play in four straight bowl games and earn an NCAA men's basketball tournament berth in each of the last six years.



SDSU is 1 of 2 schools to earn trips to three consecutive NCAA baseball tournaments, five straight bowl games and six consecutive NCAA men's basketball tourneys.



**LONG'S SITUATIONAL RECORD**

<b>Overall</b>	<b>105-92</b>
at San Diego State	40-23
at New Mexico	65-69
<b>Home</b>	<b>62-39</b>
San Diego, Calif.	23-10
Albuquerque, N.M.	39-29
<b>Road</b>	<b>42-49</b>
at San Diego State	16-12
<b>Neutral</b>	<b>1-4</b>
Scoring 41+ Points	26-1
Scoring 20+ Points	99-35
Allowing 20- Points	59-13
<b>Conference Games</b>	<b>70-50</b>
MW Games	69-43
3-Point or Closer	20-15
7-Point or Closer	40-33

**THE LONG FACTOR**

Below is a look at the two seasons prior to Rocky Long joining the SDSU staff, the next two seasons in which he served as the Aztecs' defensive coordinator and the last three-plus seasons in which he is the head coach (and defensive coordinator):

<b>Category</b>	<b>2007-08</b>	<b>09-10</b>	<b>11-15</b>
Record	6-18	13-12	40-23
MW Record	3-13	7-9	29-9
Opp. PPG	35.8	26.1	23.8
Opp. Total Offense/G	479.5	367.3	355.0

**BOWL GAMES AS A COACH**

**San Diego State**

- 2014 Poinsettia Bowl
- 2013 Famous Idaho Potato Bowl
- 2012 Poinsettia Bowl
- 2011 New Orleans Bowl
- 2010 Poinsettia Bowl

**New Mexico**

- 2007 New Mexico Bowl
- 2006 New Mexico Bowl
- 2004 Emerald Bowl
- 2003 Las Vegas Bowl
- 2002 Las Vegas Bowl

**UCLA**

- 1998 Cotton Bowl

**MOUNTAIN WEST VICTORIES**

Rk.	Name, Team	Wins
1.	Rocky Long, UNM-SDSU*	102
2.	Gary Patterson, TCU	77
3.	Troy Calhoun, Air Force*	67
4.	Sonny Lubick, Colorado State	59
5.	Kyle Whittingham, Utah	57

Includes all victories while team was in the league since the inception of the MW.

\* - indicates current active coach in the MW



**ROCKY LONG**

Two-Time Mountain West Coach of the Year (2002 and 2012)

Fifth Season As San Diego State Head Coach (40-23) | Seventh Season As Def. Coord. At SDSU  
16th Season Overall As Head Coach (105-92)

**DID YOU KNOW?**

- Was one of four NCAA players who visited U.S. servicemen in Vietnam in the summer of 1971, spending two weeks visiting different U.S. bases
- Bobby Knight paid Long a home visit and recruited the two-sport athlete to play basketball at Army
- Left New Mexico as the all-time leading rusher (2,071 yards) and threw just 23 interceptions in 30 career games

**COACHING HIGHLIGHTS**

- Has the most all-time victories in the Mountain West with 102.
- Was named the Mountain West Coach of the Year in 2002 and again in 2012.
- In his 16th season as a head coaching experience and has spent 18-plus seasons as a defensive coordinator.

**AT SAN DIEGO STATE**

- Became San Diego State's 18th head football coach on Jan. 12, 2011.
- Was the defensive coordinator at SDSU from 2009-10.
- In 2012, led the Aztecs to a share of the Mountain West title at 7-1. It was San Diego State's 19th conference title, first Mountain West championship and first league title since 1998. The Aztecs were picked fifth in the preseason poll.

**COACHING PRIOR TO SAN DIEGO STATE**

- Compiled a school-record 65 victories and led the Lobos to five bowl game appearances in his final seven seasons. His teams were bowl eligible in seven of his last eight campaigns.
- In his final nine seasons in Albuquerque, Long's defensive units ranked among the top 30 in fewest yards allowed six times and among the top 40 against the rush every year. In both 2001 and 2003, New Mexico's defense ranked fifth nationally in fewest rushing yards allowed per game.
- While at New Mexico, he coached 13 players selected in the NFL Draft, 10 players who earned All-America honors and had a MWC-high 34 first-team all-conference selections since 2003.
- Prior to accepting the head coaching position at New Mexico, Long served as defensive coordinator for 12 seasons at three different schools. He was the defensive coordinator for two years under Bob Toledo at UCLA in 1996-97, for five seasons at Oregon State from 1991-95, and for five campaigns at Wyoming from 1981-85.
- Also served as an assistant coach at TCU, with the CFL's British Columbia team and started his career at New Mexico as a graduate assistant coach in 1972.

**PLAYING EXPERIENCE:**

- Originally a defensive back, Long became a three-year starter at quarterback for the Lobos from 1969-71. He earned team most valuable player honors and was the Western Athletic Conference Offensive Player of the Year as a senior.
- Long played professionally in the CFL with British Columbia in 1972-73 and 1975-76. He also competed in the World Football League with the Detroit Wheels in 1974.
- Attended Alta Loma High School in Alta Loma, Calif.

**PERSONAL:**

- Both of Long's daughters are head coaches at the university level. Roxanne was hired in July of 2012 as the head women's basketball coach at Rogers State University (NAIA) in Claremore, Okla., after four years in the same position at Texas Lutheran (NCAA Division III). Hannah, meanwhile, is the head volleyball coach at Southwestern University, an NCAA Division III school in Georgetown, Texas. She is a four-time conference coach of the year, having compiled a 306-79 (.795) record in 10 years, including a pair of regional finals appearances in 2008 and 2009.

**Rocky Long Head Coaching Record**

Year	Record	League	Finish	Home	Away	Neutral	Bowl Game
1998	New Mexico 3-9	1-7	7th, WAC	2-4	1-5		
1999	New Mexico 4-7	3-4	T-5th, MW	3-3	1-4		
2000	New Mexico 5-7	3-4	T-5th, MW	3-3	2-4		
2001	New Mexico 6-5	4-3	T-3rd, MW	4-2	2-3		
2002	New Mexico 7-7	5-2	2nd, MW	5-1	2-5	0-1	Las Vegas Bowl, UCLA (L, 13-27)
2003	New Mexico 8-5	5-2	2nd, MW	5-2	3-2	0-1	Las Vegas Bowl, Oregon State (L, 14-55)
2004	New Mexico 7-5	5-2	2nd, MW	3-2	4-2	0-1	Emerald Bowl, Navy (L, 19-34)
2005	New Mexico 6-5	4-4	T-4th, MW	2-3	4-2		
2006	New Mexico 6-7	4-4	5th, MW	3-5	3-2		New Mexico Bowl, San José State (L, 12-20)
2007	New Mexico 9-4	5-3	T-3rd, MW	6-1	3-3		New Mexico Bowl, Nevada (W, 23-0)
2008	New Mexico 4-8	2-6	T-6th, MW	3-3	1-5		
<b>UNM TOTALS</b>	<b>65-69</b>	<b>41-41</b>		<b>39-29</b>	<b>26-37</b>	<b>0-3</b>	<b>1-4</b>
Year	Record	League	Finish	Home	Away	Neutral	Bowl Game
2011	San Diego State 8-5	4-3	4th, MW	4-3	4-1	0-1	New Orleans Bowl, La.-Lafayette (L, 30-32)
2012	San Diego State 9-4	7-1	T-1st, MW	6-2	3-2		Poinsettia Bowl, Brigham Young (L, 6-23)
2013	San Diego State 8-5	6-2	2nd, MW-West	3-3	4-2	1-0	Famous Idaho Potato Bowl, Buffalo (W, 49-24)
2014	San Diego State 7-6	5-3	T-1st, MW-West	6-1	1-5		Poinsettia Bowl, Navy (L, 16-17)
2015	San Diego State 8-3	7-0	1st, MW-West	4-1	4-2		
<b>SDSU TOTALS</b>	<b>40-23</b>	<b>29-9</b>		<b>23-10</b>	<b>16-12</b>	<b>1-1</b>	<b>1-2</b>
<b>OVERALL TOTALS</b>	<b>105-92</b>	<b>70-50</b>		<b>62-39</b>	<b>42-49</b>	<b>1-4</b>	<b>2-6</b>

# AZTEC COACHING STAFF



## Rocky Long

FIELD

### HC/Def. Coord., 5th Year (New Mexico '74)

- Named SDSU's head coach on Jan. 12, 2011, after serving two seasons as the defensive coordinator.
- Has 15 years of head coaching experience (New Mexico, 1998-2008) and 17 years service as a defensive coordinator (San Diego State, 2009-; UCLA, 1996-97; Oregon State, 1991-95; Wyoming, 1981-85).
- Owns the most victories of any Mountain West head coach in the league's history. Was named the league's coach of the year in 2002 and in 2012.



## Jeff Horton

FIELD

### Assoc. HC/OC/RBs, 5th Year (Nevada '81)

- Spent the final five games of 2011 as the interim head coach at Minnesota, leading the Gophers to a 2-3 record (team was 1-6 before his promotion) with victories over bowl-bound Illinois and Iowa.
- Also had head coaching stints at UNLV (1994-98) and Nevada (1993).
- Started his collegiate coaching career in 1984 as a graduate assistant at Minnesota under legendary head coach Lou Holtz.



## Zach Arnett

FIELD

### Linebackers, 5th Year (New Mexico '09)

- Was promoted to linebackers coach in the spring of 2014 after spending three years as a defensive graduate assistant.
- Played collegiately for four seasons at New Mexico under current San Diego State head coach Rocky Long.
- Served as a team captain for the Lobos as a senior in 2008, helping UNM rank 36th nationally in rushing defense.
- Also excelled in the classroom, earning first-team Academic All-America honors in 2008.



## Hunkie Cooper

FIELD

### Wide Receivers, 1st Year (UNLV '91)

- Enters first season at SDSU after spending the last six years as head coach at Canyon Springs High School in Las Vegas, Nev.
- Led CSHS to the Sunrise Region playoffs all six seasons and earned Northeast Sunrise Divisional Coach-of-the-Year on three occasions.
- Was selected the fifth-greatest player in Arena Football League history by the league's Silver Anniversary Committee.
- Played under current offensive coordinator and associate head coach Jeff Horton at UNLV.



## Danny Gonzales

FIELD

### Safeties, 5th Year (New Mexico '98)

- Previously worked with SDSU head coach Rocky Long at New Mexico as a defensive graduate assistant (1999-02), a video coordinator (2003-05) and a special teams/safeties coach (2005-08).
- Coached Lobo place-kicker John Sullivan to consensus All-America honors in 2007.
- Earned three letterwinners as a punter and safety at UNM, where he won the Chuck Cummings Memorial Award for morale and spirit.



## Bobby Hauck

FIELD

### Special Teams Coord., 1st Year (Montana '88)

- Joins the Aztec coaching staff after serving the last five years as head coach at UNLV.
- Was also head coach at Montana from 2003-09, compiling a 80-17 (.825) record during that span.
- Has coached special teams in 22 of the past 23 seasons.
- Has coached in the Mountain West, Pac-12 (three different schools) in addition to his extensive experience in the FCS.



## Osia Lewis

BOX

### Defensive Line, 5th Year (Oregon St. '86)

- Worked along side SDSU head coach Rocky Long at UNM from 2003-07 as the defensive coordinator.
- Also spent time as a defensive coordinator at UTEP (2008-09) and the Hartford Colonials of the United Football League (2010).
- Has coached in the Mountain West, Conference USA, Big Ten and Pac-10, and has been on the sidelines in seven bowl games.
- Earned all-conference honors at Oregon State as a senior in 1985.



## Blane Morgan

BOX

### Quarterbacks, 1st Year (Air Force '99)

- Coached 12 seasons at Air Force, including the last seven as the Falcons' offensive coordinator/quarterbacks coach.
- Helped the Falcons rank 24th in the nation in pass efficiency rating (139.1) and third in yards per completion (14.8) from 2007-14.
- Air Force made a bowl game in seven of the eight years he served as the offensive coordinator, while posting a 59-44 (.573 record).
- Is the only QB in AFA history to guide the Falcons to an outright conference title.



## Mike Schmidt

FIELD

### Offensive Line, 4th Year (San Diego St. '09)

- A 2009 graduate of San Diego State, who served as a graduate assistant coach in 2010 and 2011.
- Helped SDSU to back-to-back-to-back bowl games from 2011-13.
- A former walk-on on the defensive line, who earned four letters at SDSU from 2005-08 as an offensive lineman.
- Was a team captain as a senior.
- Led Madison High School to a pair of Harbor League championships.



## Tony White

BOX

### Cornerbacks/Recruiting, 7th Year (UCLA '02)

- Came to San Diego State after spending 2008 alongside current Aztec head coach Rocky Long at New Mexico. White was in charge of the Lobos' linebackers.
- In 2008, White coached two honorable mention all-conference linebackers in Zach Arnett and Herbert Felder.
- Was a three-year starter and four-year letterman at outside linebacker for UCLA from 1997-2000.

## SAN DIEGO STATE ROSTER

Alphabetical			Numerical							
No.	Name	Pos.	No.	Name	Pos.	Ht.	Wt.	Yr.	Exp.	Hometown (High School/College)
9	Agnew, Ryan	QB	2	Christian Cumberlander	WR	6-3	205	So.	SQ	West Point, Ga. (Jireh Prep (Matthews, N.C.))
97	Anderson, Curtis III	WR	4	Jemond Hazely	WR	6-1	195	Sr.	1L	Corona, Calif. (Santiago High)
31	Babiash, Derek	CB	5	Chase Favreau	WR	6-1	200	So.	1L	Huntington Beach, Calif. (Edison High)
33	Baldwin, Parker	S	6	Jake Rodrigues	QB	6-3	215	Jr.	RS	Rocklin, Calif. (Whitney High/Univ. of Oregon)
29	• Baron II, John	K/P	7	J.J. Whittaker	CB	5-10	180	Sr.	2L	Oceanside, Calif. (Oceanside High)
58	Barrett, Alex	DL	9	Ryan Agnew	QB	6-0	175	Fr.	HS	Southlake, Texas (Carroll High)
15	Bawden, Nick	FB	10	Christian Chapman	QB	6-0	200	Fr.	RS	Carlsbad, Calif. (Carlsbad High)
30	Binkley, Garrett	CB	10	Jeff Clay	S	6-0	180	Fr.	HS	Lancaster, Calif. (Antelope Valley High)
91	Blain, Tanner	P	11	Lloyd Mills	WR	5-10	175	Jr.	1L	Chandler, Ariz. (Chandler High)
96	• Browne, Thomas	DL	12	Malik Smith	S	6-0	190	Jr.	2L	Compton, Calif. (Dominguez High)
89	Brunskill, Daniel	TE	13	Jabril Clewis	WR	6-2	215	Fr.	RS	San Diego, Calif. (Patrick Henry High)
38	Bussey, Luke	S	13	Pierre Romain	CB	5-8	170	Sr.	3L	Los Angeles, Calif. (Crenshaw High)
48	• Cabrera, Israel	CB	14	Mason Hall	QB	6-3	195	Fr.	HS	Smyrna, Tenn. (Stewarts Creek High)
37	• Cabrera, Liam	WR	14	Trey Lomax	S	5-11	190	So.	1L	San Diego, Calif. (Mira Mesa High)
34	• Carroll, John	LB	15	Nick Bawden	FB	6-3	220	So.	SQ	Los Gatos, Calif. (Los Gatos High)
86	Chaney, Jerry	WR	16	Dwayne Parchment	CB	5-11	190	Fr.	HS	Fontana, Calif. (Kaiser High)
10	• Chapman, Christian	QB	17	Maxwell Smith	QB	6-5	235	Sr.	TR	Granada Hills, Calif. (Birmingham High/Univ. of Kentucky)
68	Cheatum, Myles	DL	17	Ron Smith	S	6-0	165	Fr.	HS	Oakland, Calif. (St. Mary's High)
10	• Clay, Jeff	S	19	Donnel Pumphrey	RB	5-9	180	Jr.	2L	Las Vegas, Nev. (Canyon Springs High)
13	• Clewis, Jabril	WR	20	Rashaad Penny	RB	5-11	210	So.	1L	Norwalk, Calif. (Norwalk High)
53	Craighead, Robert	OL	21	Na'im McGee	S	6-0	200	Jr.	1L	Oakland, Calif. (Saint Mary's High/Diablo Valley College)
2	Cumberlander, Christian	WR	22	Kalan Montgomery	CB	6-1	185	So.	1L	Compton, Calif. (Dominguez High)
79	Dixon, Daishawn	OL	22	Chase Price	RB	5-8	200	Sr.	3L	Diamond Bar, Calif. (Diamond Ranch High)
48	• Dodds, Taylor	WR	23	Damontae Kazee	CB	5-11	185	Jr.	2L	San Bernardino, Calif. (Cajon High)
57	Dunn, Ryan	LB	24	Billy Vaughn, Jr.	CB	6-1	185	So.	1L	Los Angeles, Calif. (Dorsey High)
5	Favreau, Chase	WR	26	Marcus Stamps	RB	6-1	215	So.	1L	Los Angeles, Calif. (Jefferson High)
42	Fely, Jake	LB	27	Kameron Kelly	S	6-2	195	So.	SQ	Murphy, Texas (Wylie High)
80	Fitzpatrick, Brandon	S	29	John Baron II	K/P	5-11	190	Fr.	RS	Temecula, Calif. (Chaparral High)
70	Flores, Arthur	OL	29	Juwan Washington	RB	5-7	175	Fr.	HS	Kennedale, Texas (Kennedale High)
62	Gerhard, Nick	OL	30	Garrett Binkley	CB	5-9	165	Fr.	HS	Ramona, Calif. (Ramona High)
46	• Gordon, Dakota	FB	31	Derek Babiash	CB	6-1	185	So.	RS	Poway, Calif. (Poway High/Univ. of Arizona)
72	Greene, Darrell	OL	32	Kendrick Mathis	S	6-0	195	Jr.	SQ	Ventura, Calif. (Buena High)
59	• Hageman, Donny	K/P	33	Parker Baldwin	S	6-2	200	Fr.	HS	Siloam Springs, Ark. (Siloam Springs High)
14	• Hall, Mason	QB	34	John Carroll	LB	6-2	225	Fr.	HS	Santa Clarita, Calif. (St. Francis High)
95	Hall, Noble	DL	34	Isaac Lessard	FB	6-3	220	Fr.	HS	Sacramento, Calif. (Jesus High)
61	• Hassett, Lucas	OL	35	Micah Seau	FB	6-3	280	Jr.	1L	Spring Valley, Calif. (Bishop's High)
4	Hazely, Jemond	WR	35	Kevin Walcott	CB	5-11	185	So.	SQ	Los Angeles, Calif. (Washington Prep High)
46	• Henderson, Jay	LB	37	Liam Cabrera	WR	5-10	185	Fr.	HS	Canyon Country, Calif. (Canyon High)
92	Heyward, Christian	DL	37	Patrick Lucas	CB	6-0	190	Fr.	RS	La Quinta, Calif. (La Quinta High)
85	Holder, Mikah	WR	38	Luke Bussey	S	5-11	185	Fr.	RS	Granite Bay, Calif. (Granite Bay High)
93	Jackson, Malcolm	DL	39	Ronley Lakalaka	LB	6-0	225	Fr.	HS	Kalihi, Hawaii (Punahou High)
81	Judge, Eric	WR	40	Randy Ricks	LB	6-5	230	Jr.	TR	Las Vegas, Nev. (Legacy High/Arizona Western Community College)
23	Kazee, Damontae	CB	41	Dominic Rose	WR	6-2	190	Fr.	HS	King City, Calif. (King City High)
59	• Kelley, Kyle	DL	41	Dakota Turner	DL	6-3	255	So.	1L	Mililani, Hawaii (Mililani High)
27	Kelly, Kameron	S	42	Jake Fely	LB	5-10	220	Sr.	2L	Oceanside, Calif. (Oceanside High)
64	Krum, Ryan	OL	43	Austin Wyatt-Thayer	LB	6-5	230	Jr.	TR	Paradise, Calif. (Paradise High/Sierra College)
39	Lakalaka, Ronley	OL	44	Spencer Reed	TE	6-2	240	Fr.	HS	Thousand Oaks, Calif. (Thousand Oaks High)
34	• Lessard, Isaac	FB	44	Kyahva Tezino	LB	6-0	225	Fr.	HS	Los Angeles, Calif. (Salesian High)
14	• Lomax, Trey	S	46	Dakota Gordon	FB	5-10	235	Sr.	1L	Clovis, Calif. (Clovis High/Fresno City College)
37	• Lucas, Patrick	CB	46	Jay Henderson	LB	6-2	220	So.	1L	Phelan, Calif. (Serrano High)
74	Maass, Austin	OL	47	Ardis Perez	S	5-10	205	Jr.	TR	Gardena, Calif. (Junipero Serra High/El Camino College)
32	Mathis, Kendrick	S	48	Israel Cabrera	CB	5-10	175	Fr.	HS	Canyon Country, Calif. (Canyon High)
21	McGee, Na'im	S	48	Taylor Dodds	WR	6-2	190	Fr.	HS	Lake Forest, Calif. (El Toro High)
75	Miller, Kwayde	OL	49	Addison Morrow	WR	5-11	165	Jr.	TR	San Diego, Calif. (Mira Mesa High/Arizona Western College)
11	Mills, Lloyd	WR	51	Sam Tai	DL	6-3	280	Sr.	TR	Henderson, Nev. (Liberty High/UCLA)
22	• Montgomery, Kalan	CB	52	Tyler Morris	LB	6-3	220	So.	SQ	Henderson, Nev. (Foothill High)
61	• Moore, Damon	DL	53	Robert Craighead	OL	6-3	300	Sr.	3L	Lakeside, Calif. (El Capitan High)
52	Morris, Tyler	LB	54	Calvin Munson	LB	6-1	240	Jr.	2L	St. Charles, Mo. (Francis Howell High)
49	Morrow, Addison	WR	55	Elijah Wofford	OL	6-5	300	Fr.	HS	Carlsbad, Calif. (La Costa Canyon High)
54	Munson, Calvin	LB	56	Nico Siragusa	OL	6-5	335	Jr.	2L	Chula Vista, Calif. (Mater Dei Catholic High)
98	Murphy, Reggie	LB	57	Ryan Dunn	LB	6-3	235	So.	SQ	Alamo, Calif. (San Ramon Valley High/Univ. of Arizona)
60	Overbaugh, Jeff	LS	58	Alex Barrett	DL	6-3	260	Jr.	2L	Mesa, Ariz. (Desert Ridge High)
16	Parchment, Dwayne	CB	59	Donny Hageman	K/P	6-1	175	Sr.	1L	Covina, Calif. (Damien High/Mt. San Antonio College)
20	Penny, Rashaad	RB	59	Kyle Kelley	DL	6-3	260	Jr.	TR	Irvine, Calif. (Woodridge High/Saddleback JC)
47	Perez, Ardis	S	60	Jeff Overbaugh	LS	6-2	240	Sr.	3L	Anchorage, Alaska (Service High)



## Numerical

No.	Name	Pos.	Ht.	Wt.	Yr.	Exp.	Hometown (High School/College)
61	Lucas Hasset	OL	6-5	290	Fr.	HS	Novato, Calif. (San Marin High)
61	Damon Moore	DL	6-4	255	Fr.	RS	Novato, Calif. (San Marin High)
62	Nick Gerhard	OL	6-5	285	Fr.	HS	Arlington, Texas (Mansfield Timberview High)
63	Pesi Savea	OL	6-6	315	Fr.	HS	Kapolei, Hawaii (Kapolei HS)
64	Ryan Krum	OL	6-4	320	Jr.	TR	San Diego, Calif. (Valhalla High/UAB)
65	Sergio Phillips	OL	6-2	300	So.	1L	DeSoto, Texas (DeSoto High)
66	David Servatius	OL	6-5	350	Jr.	TR	Torrance, Calif. (South High/Long Beach City College)
67	Antonio Rosales	OL	6-4	295	So.	SQ	Tucson, Ariz. (Tucson Magnet High)
68	Myles Cheatum	DL	6-2	250	Fr.	HS	Cedar Park, Texas (Cedar Park High)
69	Ryan Simmons	LS	6-1	210	Fr.	HS	Dana Point, Calif. (Dana Hills High)
69	Jordan Watson	DL	6-5	285	So.	SQ	Chicago, Ill. (Hales Franciscan High)
70	Arthur Flores	OL	6-5	305	Jr.	SQ	Denver, Colo. (J.K. Mullen High)
71	Pearce Slater	OL	6-7	335	Sr.	1L	Los Angeles, Calif. (Taft High/El Camino College)
72	Darrell Greene	OL	6-4	325	Sr.	3L	Oakley, Calif. (Freedom High)
73	Alfonso Solis	OL	6-2	280	Fr.	HS	Oxnard, Calif. (Channel Islands High)
74	Austin Maass	OL	6-4	290	Jr.	SQ	Mission Viejo, Calif. (Mission Viejo High)
75	Kwayde Miller	OL	6-7	310	Jr.	SQ	Ramona, Calif. (Ramona High)
77	Ryan Pope	OL	6-7	320	So.	TR	Long Beach, Calif. (Lakewood High/Long Beach City College)
78	Joe Salcedo	OL	6-7	300	Fr.	RS	Santa Barbara, Calif. (Bishop Diego High)
79	Daishawn Dixon	OL	6-5	340	Fr.	HS	San Antonio, Texas (William Howard Taft HS)
80	Brandon Fitzpatrick	S	6-3	185	Fr.	HS	Ramona, Calif. (Ramona High)
81	Eric Judge	WR	6-1	195	Jr.	2L	San Diego, Calif. (San Diego High)
83	Paul Pitts III	WR	6-0	195	Sr.	SQ	Rancho Cucamonga, Calif. (Los Osos High)
84	Darryl Richardson	TE	6-5	250	So.	SQ	Seffner, Fla. (Armwood High)
85	Mikah Holder	WR	6-0	180	So.	1L	Oceanside, Calif. (Oceanside High)
86	Jerry Chaney	WR	6-0	180	Fr.	HS	Rancho Cucamonga, Calif. (Rancho Cucamonga High)
87	Kahale Warring	TE	6-6	220	Fr.	HS	Sonora, Calif. (Sonora High)
88	David Wells	TE	6-5	255	So.	1L	Clovis, Calif. (Clovis North High)
89	Daniel Brunskill	TE	6-5	255	Jr.	2L	Valley Center, Calif. (Valley Center High)
90	Julian Rochelin	DL	6-5	245	Fr.	RS	Woodland Hills, Calif. (El Camino Real High)
91	Tanner Blain	P	6-0	205	Jr.	TR	Lindenhurst, Ill. (Lake Community High/El Camino College)
92	Christian Heyward	DL	6-3	300	Sr.	1L	San Diego, Calif. (Point Loma High/USC)
93	Malcolm Jackson	DL	6-3	280	Jr.	SQ	Spring Valley, Calif. (Mount Miguel High)
95	Noble Hall	DL	6-3	265	Fr.	RS	Las Vegas, Nev. (Valley High)
96	Thomas Browne	DL	6-4	250	Fr.	HS	San Diego, Calif. (St. Augustine High)
96	Jon Weilbacher	K/P	6-2	195	Fr.	HS	Westlake, Calif. (Crespi Carmelite High)
97	Curtis Anderson III	WR	6-3	200	Jr.	TR	Palmdale, Calif. (Pete Knight High/Antelope Valley College)
98	Reggie Murphy	LB	6-5	250	Fr.	HS	Menifee, Calif. (Heritage High)
99	Jon Sanchez	DL	6-2	255	Sr.	3L	Murrieta, Calif. (Vista Murrieta High)

## Alphabetical

No.	Name	Pos.
65	Phillips, Sergio	OL
83	Pitts III, Paul	WR
77	Pope, Ryan	OL
22 *	Price, Chase	RB
19	Pumphrey, Donnel	RB
44 *	Reed, Spencer	TE
84	Richardson, Darryl	TE
40	Ricks, Randy	LB
90	Rochelin, Julian	DL
6	Rodrigues, Jake	QB
13 *	Romain, Pierre	CB
67	Rosales, Antonio	OL
41 *	Rose, Dominic	WR
78	Salcedo, Joe	OL
99	Sanchez, Jon	DL
35 *	Seau, Micah	FB
63	Seave, Pesi	OL
66	Servatius, David	OL
69 *	Simmons, Ryan	LS
56	Siragusa, Nico	OL
71	Slater, Pearce	OL
12	Smith, Malik	S
17 *	Smith, Maxwell	QB
17 *	Smith, Ron	S
73	Solis, Alfonso	OL
26	Stamps, Marcus	RB
51	Tai, Sam	DL
44 *	Tezino, Kyahva	LB
41 *	Turner, Dakota	DL
24	Vaughn, Jr., Billy	CB
35 *	Walcott, Kevin	CB
87	Warring, Kahale	TE
29 *	Washington, Juwan	RB
69 *	Watson, Jordan	DL
96 *	Weilbacher, Jon	K/P
88	Wells, David	TE
7	Whittaker, J.J.	CB
55	Wofford, Elijah	OL
43	Wyatt-Thayer, Austin	LB

\* - Duplicate Number

## THE COACHING STAFF

**Rocky Long** (New Mexico '74) Head Coach/Defensive Coordinator, 5th season as head coach at SDSU/7th overall; **Jeff Horton** (Nevada '81) Associate Head Coach/Offensive Coordinator/Running Backs, 1st season as offensive coordinator/5th overall; **Zach Arnett** (New Mexico '09) Linebackers, 2nd season/5th overall; **Hunkie Cooper** (UNLV '91) Wide Receivers, 1st season; **Danny Gonzales** (New Mexico '98) Safeties, 5th season; **Bobby Hauck** (Montana '87) Special Teams Coordinator, 1st season; **Osia Lewis** (Oregon State '86) Defensive Line, 5th season; **Blane Morgan** (Air Force '99) Quarterbacks, 1st season; **Mike Schmidt** (San Diego State '09) Offensive Line, 4th season/6th overall; **Tony White** (UCLA '02) Cornerbacks/Recruiting Coordinator, 7th season; **Kevin McGarry** (USD '79) Director of Player Personnel, 2nd season/5th overall; **Adam Hall** (San Diego State '05) Strength & Conditioning, 4th season; **Jashon Sykes** (Colorado '02) Director of Football Operations, 3rd season; **Jake Laudenslayer** (Cal Lutheran '11) Graduate Assistant, 2nd season; **Zach Shultis** (Cal Lutheran, 2012), Graduate Assistant, 2nd season; **Lucky Radley** (Utah, 2015), Graduate Assistant, 1st season; **Zach Shapiro** (San Diego State, 2010), Graduate Assistant, 1st season; **Chris Jurek** (Cincinnati '09) Assistant Strength & Conditioning, 5th season

## PRONUNCIATION GUIDE

No. 4 <b>Jemond Hazely</b>	juh-MOND haze-lee
No. 12 <b>Malik Smith</b>	Mah-LEEK
No. 13 <b>Jabril Clewis</b>	Jah-BREEL
No. 21 <b>Na'im McGee</b>	NYE-eeem
No. 22 <b>Kalan Montgomery</b>	KAY-len
No. 23 <b>Damontae Kazee</b>	KAY-zee
No. 31 <b>Derek Babiash</b>	BAB-ish
No. 35 <b>Micah Seau</b>	SAY-ow
No. 39 <b>Ronley Lakalaka</b>	ron-LEE LOCK-AH-LOCK-AH

No. 42 <b>Jake Fely</b>	FEE-lee
No. 44 <b>Kyahva Tezino</b>	KEY-ahva Tah-ZEENO
No. 49 <b>Donny Hageman</b>	HAIG-men
No. 50 <b>Issac Lessard</b>	leh-SARD
No. 51 <b>Sam Tai</b>	TIE
No. 62 <b>Nick Gerhard</b>	GAIR-hard
No. 63 <b>Pesi Savea</b>	Pessie sah-VAY-ah
No. 66 <b>David Servatius</b>	sir-VAYSH-iss
No. 72 <b>Darrell Greene</b>	duh-RELL

No. 74 <b>Austin Maass</b>	MOSS
No. 78 <b>Joe Salcedo</b>	sal-SEE-do
No. 96 <b>Jon Weilbacher</b>	WYLE-bock-er
<b>Bobby Hauck</b>	HOWK
<b>Osia Lewis</b>	OH-say
<b>Jashon Sykes</b>	JAY-shawn

# SDSU DEPTH CHART vs. UNLV

Players in red are returning starters from the 2014 season. Underlined players are newcomers or freshmen who redshirted last year.

## OFFENSE

<b>LEFT TACKLE (LT)</b>	<b>GP</b>	<b>GS</b>
75 Kwayde Miller, 6-7, 310, Jr.-SQ	14	11
66 David Servatius, 6-5, 350, Jr.-TR	0	0

<b>LEFT GUARD (LG)</b>	<b>GP</b>	<b>GS</b>
<b>56 Nico Siragusa, 6-5, 335, So.**</b>	<b>37</b>	<b>25</b>
53 Robert Craighead, 6-3, 300, Sr.***	45	9*

\* 3 starts at TE; 6 at RG

<b>CENTER (C)</b>	<b>GP</b>	<b>GS</b>
70 Arthur Flores, 6-5, 305, Jr.-SQ	11	11
74 Austin Maass, 6-4, 290, Jr.-SQ	6	0

<b>RIGHT GUARD (RG)</b>	<b>GP</b>	<b>GS</b>
<b>72 Darrell Greene, 6-4, 325, Sr.**</b>	<b>33</b>	<b>31</b>
53 Robert Craighead, 6-3, 300, Sr.***	45	9*

\* 3 starts at TE; 6 at RG

<b>RIGHT TACKLE (RT)</b>	<b>GP</b>	<b>GS</b>
<b>71 Pearce Slater, 6-7, 335, Sr.*</b>	<b>24</b>	<b>24</b>
78 Joe Salcedo, 6-7, 300, Fr.-RS	11	0

<b>WIDE RECEIVER (X)</b>	<b>GP</b>	<b>GS</b>
85 Mikah Holder, 6-0, 180, So.*	21	8
81 Eric Judge, 6-1, 195, Jr.***	36	8

<b>RUNNING BACK (TB)</b>	<b>GP</b>	<b>GS</b>
<b>19 Donnel Pumphrey, 5-9, 180, Jr.**</b>	<b>37</b>	<b>25</b>
22 Chase Price, 5-8, 200, Sr.***	47	1

<b>QUARTERBACK (QB)</b>	<b>GP</b>	<b>GS</b>
17 Maxwell Smith, 6-5, 235, Sr.-TR	32	22
10 Christian Chapman, 6-0, 200, Fr.-HS	6	0

<b>FULLBACK (FB)</b>	<b>GP</b>	<b>GS</b>
<b>46 Dakota Gordon, 5-10, 235, Sr.*</b>	<b>24</b>	<b>19</b>
15 Nick Bawden, 6-3, 220, So.-SQ	12	2*

\* 2 starts at QB

<b>TIGHT END (TE)</b>	<b>GP</b>	<b>GS</b>
89 Daniel Brunskill, 6-5, 255, Jr.**	37	15
88 David Wells, 6-5, 255, So.*	23	0

<b>WIDE RECEIVER (Z)</b>	<b>GP</b>	<b>GS</b>
4 Jemond Hazely, 6-1, 195, Sr.*	33	5
97 Curtis Anderson III, 6-3, 200, Jr.-TR	4	1

## SPECIAL TEAMS

<b>PUNTER (P)</b>	<b>GP</b>	<b>GS</b>
91 Tanner Blain, 6-0, 205, Jr.-TR	11	11
59 Donny Hageman, 6-1, 175, Sr.*	24	0

<b>PLACEKICKER (PK)</b>	<b>GP</b>	<b>GS</b>
<b>59 Donny Hageman, 6-1, 175, Sr.*</b>	<b>24</b>	<b>24</b>
29 John Baron II, 5-11, 190, Fr.-RS	0	0

<b>KICKOFFS (KO)</b>	<b>GP</b>	<b>GS</b>
59 Donny Hageman, 6-1, 175, Sr.*	24	14
29 John Baron II, 5-11, 190, Fr.-RS	0	0

<b>HOLDER (H)</b>	<b>GP</b>	<b>GS</b>
91 Tanner Blain, 6-0, 205, Jr.-TR	11	11
5 Chase Favreau, 6-1, 200, So.*	18	0

## DEFENSE

<b>DEFENSIVE END (DE)</b>	<b>GP</b>	<b>GS</b>
<b>99 Jon Sanchez, 6-2, 255, Sr.***</b>	<b>50</b>	<b>24</b>
59 Kyle Kelley, 6-3, 260, Jr.-TR	23	0

<b>DEFENSIVE TACKLE (DT)</b>	<b>GP</b>	<b>GS</b>
92 Christian Heyward, 6-3, 300, Sr.*	25	9
95 Noble Hall, 6-3, 265, Fr.-RS	11	3

<b>DEFENSIVE END (DE)</b>	<b>GP</b>	<b>GS</b>
<b>58 Alex Barrett, 6-3, 260, Jr.**</b>	<b>33</b>	<b>21</b>
90 Julian Rochelin, 6-5, 245, Fr.-RS	11	0

<b>LINEBACKER (LB)</b>	<b>GP</b>	<b>GS</b>
<b>54 Calvin Munson, 6-1, 245, Jr.**</b>	<b>35</b>	<b>24</b>
39 Ronley Lakalaka, 6-0, 225, Fr.-HS	8	0

<b>MIDDLE LINEBACKER (MLB)</b>	<b>GP</b>	<b>GS</b>
57 Ryan Dunn, 6-3, 235, So.-SQ	11	11
40 Randy Ricks, 6-5, 230, Jr.-TR	6	1

<b>LINEBACKER (LB)</b>	<b>GP</b>	<b>GS</b>
42 Jake Fely, 5-10, 220, Sr.**	46	40
43 Austin Wyatt-Thayer, 6-5, 230, Jr.-TR	9	0

<b>CORNERBACK (CB)</b>	<b>GP</b>	<b>GS</b>
<b>7 J.J. Whittaker, 5-10, 180, Sr.**</b>	<b>37</b>	<b>37</b>
24 Billy Vaughn, Jr., 6-1, 185, So.*	19	0

<b>WARRIOR (WAR)</b>	<b>GP</b>	<b>GS</b>
<b>12 Malik Smith, 6-0, 190, Jr.**</b>	<b>36</b>	<b>24</b>
31 Derek Babiyash, 6-1, 185, So.-RS	13	0

<b>AZTEC (AZ)</b>	<b>GP</b>	<b>GS</b>
<b>21 Na'im McGee, 6-0, 200, Jr.**</b>	<b>23</b>	<b>22</b>
33 Parker Baldwin, 6-2, 200, Fr.-HS	11	0

<b>WARRIOR (WAR)</b>	<b>GP</b>	<b>GS</b>
27 Kameron Kelly, 6-2, 195, So.-SQ	16	10
<b>14 Trey Lomax, 5-11, 190, So.*</b>	<b>16</b>	<b>12</b>

<b>CORNERBACK (CB)</b>	<b>GP</b>	<b>GS</b>
<b>23 Damontae Kazeem, 5-11, 185, Jr.**</b>	<b>36</b>	<b>24</b>
13 Pierre Romain, 5-8, 170, Sr.***	50	0

## START CHART

Offense	2015	Streak	Career
Darrell Greene, OL	5	5	30
Donnel Pumphrey, RB	11	24	25
Nico Siragusa, OL	11	24	25
Pearce Slater, OL	11	24	24
Dakota Gordon, FB	11	12	19
Daniel Brunskill, TE	11	11	15
Arthur Flores, OL	11	11	11
Kwayde Miller, OL	11	11	11
Maxwell Smith, QB	11	11	11
Robert Craighead, TE/OL	6	0	9
Eric Judge, WR	2	0	9
Mikah Holder, WR	7	1	8
Lloyd Mills, WR	0	0	6
Jemond Hazely, WR	2	2	5
Chase Favreau, WR	5	0	5
Rashaad Penny, RB	2	0	2
Nick Bawden, QB/FB	0	0	2
Curtis Anderson III, WR	1	0	1
Christian Cumberlander, WR	1	0	1
Chase Price, RB	1	0	1

Defense	2015	Streak	Career
Jake Fely, LB	10	8	40
J.J. Whittaker, CB	11	37	37
Damontae Kazeem, CB	11	24	24
Calvin Munson, LB	11	24	24
Jon Sanchez, DL	11	24	24
Malik Smith, WAR	11	24	24
Na'im McGee, AZ	11	13	23
Alex Barrett, DL	11	11	21
Trey Lomax, WAR	1	0	12
Ryan Dunn, LB	11	11	11
Kameron Kelly, WAR	10	10	10
Christian Heyward, DL	8	8	9
Noble Hall, DL	3	0	3
Randy Ricks, LB	1	0	1
Micah Seau, LB/FB	0	0	1

Specialists	2015	Streak	Career
Jeff Overbaugh, LS	11	50	50
Donny Hageman, PK	11	24	24
Rashaad Penny, KR	11	24	24
Lloyd Mills, PR	5	0	18
Donny Hageman, KO	11	14	14
Tanner Blain, P	11	11	11
Tanner Blain, H	11	11	11
Damontae Kazeem, PR	5	1	5
Mikah Holder, PR	1	0	1
Eric Judge, KR	0	0	1

Career Starts (Off/Def)	'10	'11	'12	'13	'14	'15	Total	
Jake Fely, LB	RS	13	4	0	10	40	30	
J.J. Whittaker, CB	RS	-	-	13	13	11	37	
Darrell Greene, OL	-	RS	0	12	13	5	30	
Nico Siragusa, OL	-	-	RS	1	13	11	25	
Donnel Pumphrey, RB	-	-	-	1	13	11	25	
Damontae Kazeem, CB	-	-	RS	0	13	11	24	
Jon Sanchez, DL	-	-	RS	0	13	11	24	
Calvin Munson, LB	-	-	-	0	13	11	24	
Pearce Slater, OL	-	-	-	-	13	11	24	
Malik Smith, WAR	-	-	-	0	13	11	24	
Na'im McGee, AZ	-	-	-	-	11	11	22	
Alex Barrett, DL	-	-	RS	0	10	11	21	
Dakota Gordon, FB	-	-	-	-	7	11	18	
Daniel Brunskill, TE	-	-	RS	0	4	11	15	
Trey Lomax, WAR	-	-	-	RS	11	1	12	
Arthur Flores, OL	-	-	RS	0	0	11	11	
Kwayde Miller, OL	-	-	RS	0	0	11	11	
Ryan Dunn, LB	-	-	-	-	-	RS	11	11
Maxwell Smith, QB	-	-	-	-	-	-	11	11
Kameron Kelly, WAR	-	-	-	-	0	10	10	
Christian Heyward, DL	-	-	-	-	-	1	8	9
Robert Craighead, TE/OL	-	RS	0	0	3	6	9	
Mikah Holder, WR	-	-	-	-	-	0	8	8
Eric Judge, WR	-	-	RS	1	5	2	8	
Lloyd Mills, WR	-	-	RS	0	6	0	6	
Chase Favreau, WR	-	-	-	RS	0	5	5	
Jemond Hazely, WR	-	RS	0	0	3	2	5	
Noble Hall, DL	-	-	-	-	-	RS	3	3
Rashaad Penny, RB	-	-	-	-	-	0	2	2
Nick Bawden, QB/FB	-	-	-	-	-	2	0	2
Chase Price, RB	-	RS	0	0	0	1	1	
Christian Cumberlander, WR	-	-	-	RS	0	1	1	
Curtis Anderson, WR	-	-	-	-	-	1	1	
Randy Ricks, LB	-	-	-	-	-	1	1	
Micah Seau, LB/FB	-	-	RS	0	1	0	1	

Game 1

SAN DIEGO	0	0	3	0	-	3
SAN DIEGO STATE	14	6	7	10	-	37

Sept. 5 | Qualcomm Stadium | San Diego, Calif. | 5:07 p.m. PT | Attendance: 48,785



TEAM STATISTICS

	USD	SDSU
<b>FIRST DOWNS</b>	<b>13</b>	<b>15</b>
Rushing	5	10
Passing	6	5
Penalty	2	0
<b>NET YARDS RUSHING</b>	<b>79</b>	<b>166</b>
Rushing Attempts	38	36
Average Per Rush	2.1	4.6
Rushing Touchdowns	0	1
Yards Gained Rushing	91	179
Yards Lost Rushing	12	13
<b>NET YARDS PASSING</b>	<b>109</b>	<b>139</b>
Completions-Attempts-Int	13-27-5	11-23-1
Average Per Attempt	4.0	6.0
Average Per Completion	8.4	12.6
Passing Touchdowns	0	0
<b>TOTAL OFFENSE YARDS</b>	<b>188</b>	<b>305</b>
Total offense plays	65	59
Average Gain Per Play	2.9	5.2
<b>Fumbles: Number-Lost</b>	<b>1-1</b>	<b>1-0</b>
<b>Penalties: Number-Yards</b>	<b>4-30</b>	<b>8-58</b>
<b>PUNTS-YARDS</b>	<b>7-250</b>	<b>5-222</b>
Average Yards Per Punt	35.7	44.4
Net Yards Per Punt	35.9	40.4
Inside 20	1	3
50+ Yards	0	2
Touchbacks	0	1
Fair catch	4	1
<b>KICKOFFS-YARDS</b>	<b>2-101</b>	<b>8-483</b>
Average Yards Per Kickoff	50.5	60.4
Net Yards Per Kickoff	2.0	42.9
Touchbacks	0	1
<b>Punt returns: Number-Yards-TD</b>	<b>0-0-0</b>	<b>1--1-0</b>
Average Per Return	0.0	-1.0
<b>Kickoff returns: Number-Yds-TD</b>	<b>6-115-0</b>	<b>1-97-1</b>
Average Per Return	19.2	97.0
<b>Interceptions: Number-Yds-TD</b>	<b>1-0-0</b>	<b>5-79-2</b>
<b>Fumble Returns: Number-Yds-TD</b>	<b>0-0-0</b>	<b>1-3-0</b>
<b>Miscellaneous Yards</b>	<b>0</b>	<b>0</b>
<b>Possession Time</b>	<b>34:39</b>	<b>25:21</b>
1st Quarter	8:00	7:00
2nd Quarter	6:33	8:27
3rd Quarter	11:15	3:45
4th Quarter	8:51	6:09
<b>Third-Down Conversions</b>	<b>4 of 16</b>	<b>6 of 14</b>
<b>Fourth-Down Conversions</b>	<b>0 of 0</b>	<b>0 of 0</b>
<b>Red-Zone Scores-Chances</b>	<b>1-1</b>	<b>4-4</b>
Touchdowns	0-1	1-4
Field goals	1-1	3-4
<b>Sacks By: Number-Yards</b>	<b>2-7</b>	<b>1-1</b>
<b>PAT Kicks</b>	<b>0-0</b>	<b>4-4</b>
<b>Field Goals</b>	<b>1-1</b>	<b>3-3</b>
<b>Points off turnovers</b>	<b>0</b>	<b>27</b>

▶▶ GAME NOTES

**Big Notes**

- Calvin Munson became the first player in school history to have two interceptions returned for a touchdown in a single game. SDSU has been playing football since 1921
- Damontae Kazee became the first Aztec with three interceptions in a game since Ed Ricketts on Oct. 13, 1951 vs. the Marines
- SDSU forced six turnovers for the first time since Sept. 13, 2003, at UTEP (6)
- The Aztecs recorded five interceptions in a game for the first time since Nov. 17, 2001, vs. Wyoming (6)
- San Diego State's six forced turnovers gives it 16 over the past four games and back-to-back four-plus turnover games for the first time since 2011 vs. Michigan and TCU

**Team Notes**

- SDSU improved to 16-8 (.667) over the last 24 games dating back to the 2013 season with two of those losses coming to nationally ranked teams
- San Diego State won its ninth consecutive regular-season home game at Qualcomm Stadium (aka Aztec Warrior Stadium). It is the longest regular-season home winning streak since a 16-game streak from Oct. 16, 1976, through Nov. 5, 1978
- The Aztecs improved to 2-0 lifetime against San Diego, having defeated the Toreros 42-12 on Nov. 18, 1961
- SDSU picked up its 11th defensive score (ninth touchdown) in the Rocky Long era (since 2009)
- San Diego State recorded its 10th special teams score (eighth touchdown) since Rocky Long became head coach in 2011
- The Aztecs scored 27 of their 37 points off turnovers
- SDSU held its opponent scoreless at the half for the second time in three games and third time in 14 games

Aztecs Use Five Interceptions to Beat USD, 37-3

**SAN DIEGO** - Calvin Munson returned two interceptions for touchdowns and Damontae Kazee picked off another three passes as San Diego State forced six turnovers in a 37-3 victory over San Diego in the season opener at Qualcomm Stadium.

Munson picked off Trey Wheeler on the Toreros' (0-1) second play of the game and returned it 19 yards for the score. He later intercepted Anthony Lawrence and took it back 67 yards for another score with 3:35 left in the game.

Kazee, meanwhile, picked off Chris Willson in the first quarter, Wheeler in the second and Wheeler again in the third to become the first SDSU player with three interceptions in a game since 1951.

In all, USD managed just 188 total yards against the Aztecs - 109 passing and 79 rushing - despite winning the time of possession battle by almost 10 minutes (34:39-25:21). San Diego was just 4-of-16 on third down conversions and its six turnovers led to 27 points by SDSU.

Later in the first quarter after Munson's 19-yard interception return for a touchdown, the Toreros challenged for the first time after picking off San Diego State quarterback Maxwell Smith at the Aztec 49-yard line. USD got to the 37 before Willson tried a deep pass toward the left side where Kazee outjumped a San Diego wide receiver at the 9-yard line and tried to run it back before getting tackled at the 2. There, the Aztecs marched 98 yards on 12 plays over 5:05, ending with a 5-yard touchdown run by Donnel Pumphrey.

SDSU made it 17-0 midway through the second quarter when Donny Hageman made the first of three field goals, this time from 33 yards out.

The Toreros got the ball back on their own 35 after, but on their first play Jake Fely forced a fumble and Munson pounced on the loose ball. San Diego State, however, was unable to get in the end zone, settling for a 36-yard field goal by Hageman for the final score of the half.

The Aztecs wasted no time getting back in the end zone as Rashaad Penny took a kickoff back 97 yards untouched for his first career touchdown.

USD finally got on the scoreboard midway in the third quarter, using a 15-play, 77-yard drive and having Jake Flatau convert on a chip shot 23-yard field goal.

San Diego State used a 12-play, 57-yard drive over 5:21 early in the fourth quarter, ending with Hageman's third field goal of the game, this time from 37 yards, to give the home team a commanding 30-3 lead.

San Diego got into the Aztecs' side of the field on its ensuing drive, but Munson picked off Lawrence at the 33 and returned it 67 yards into the end zone for the final score of the game.

Chase Price led SDSU with 66 yards on 10 carries (6.6 avg.), while Pumphrey chipped in with 62 yards and a touchdown.

>>> SCORING SUMMARY

Qtr	Time	Team	Scoring Play	Plays	TOP	Score
1st	14:20	SDSU	Munson 19-yd INT return (Hageman kick)	0-0	0:00	7-0
1st	2:54	SDSU	Pumphrey 5-yd run (Hageman kick)	12-98	5:05	14-0
2nd	4:53	SDSU	Hageman 33-yd field goal	9-36	3:29	17-0
2nd	2:53	SDSU	Hageman 36-yd field goal	7-22	1:52	20-0
3rd	14:49	SDSU	Penny 97-yd kickoff return (Hageman kick)	0-0	0:00	27-0
3rd	0:18	USD	Flatau 23-yd field goal	15-77	7:54	27-3
4th	9:57	SDSU	Hageman 37-yd field goal	12-57	5:21	30-3
4th	3:35	SDSU	Munson 67-yd INT return (Hageman kick)	0-0	0-0	37-3

INDIVIDUAL STATISTICS

>>> SAN DIEGO

Rushing	Att	Yds	TD	Long	Avg
Willson	9	30	0	8	3.3
Martin	7	16	0	6	2.3
Armstrong	5	13	0	9	2.6
Hodges	6	10	0	4	1.7
Kessman	7	9	0	5	1.3
Campano	1	3	0	3	3.0
Malepeai	1	2	0	2	2.0
Wheeler	1	-1	0	-1	-1.0
Lawrence	1	-3	0	-3	-3.0
<b>Totals</b>	<b>38</b>	<b>79</b>	<b>0</b>	<b>9</b>	<b>2.1</b>

Passing	C-A-I	Yds	TD	Long	Sack
Lawrence	9-14-1	71	0	13	0
Wheeler	4-12-3	38	0	24	1
Willson	0-1-1	0	0	0	0
<b>Totals</b>	<b>13-27-5</b>	<b>109</b>	<b>0</b>	<b>24</b>	<b>1</b>

Receiving	No.	Yds	TD	Long
Dwellely	5	50	0	13
Hodges	2	22	0	24
Riley	2	11	0	7
Campano	1	9	0	9
Arnell	1	8	0	8
Priest	1	6	0	6
Barney	1	3	0	3
<b>Totals</b>	<b>13</b>	<b>109</b>	<b>0</b>	<b>24</b>

>>> SAN DIEGO STATE

Rushing	Att	Yds	TD	Long	Avg
Price	10	66	0	19	6.6
Pumphrey	19	62	1	14	3.3
Smith, Max.	3	23	0	23	7.7
Gordon	2	9	0	7	4.5
Penny	1	6	0	6	6.0
Stamps	1	0	0	0	0.0
<b>Totals</b>	<b>36</b>	<b>166</b>	<b>1</b>	<b>27</b>	<b>4.6</b>

Passing	C-A-I	Yds	TD	Long	Sack
Smith, Max.	9-21-1	100	0	19	1
Chapman	2-2-0	39	0	32	0
<b>Totals</b>	<b>11-23-1</b>	<b>139</b>	<b>0</b>	<b>32</b>	<b>1</b>

Receiving	No.	Yds	TD	Long
Penny	2	39	0	32
Judge	2	29	0	19
Holder	2	24	0	13
Pumphrey	2	14	0	9
Gordon	1	18	0	18
Wells	1	10	0	10
Favreau	1	5	0	5
<b>Totals</b>	<b>11</b>	<b>139</b>	<b>0</b>	<b>32</b>

Game 2

SAN DIEGO STATE	7	0	0	0	-	7
CALIFORNIA	0	14	14	7	-	35

Sept. 12 | Memorial Stadium | Berkeley, Calif. | 5:12 p.m. PT | Attendance: 50,830



TEAM STATISTICS

	SDSU	CAL
<b>FIRST DOWNS</b>	16	24
Rushing	7	10
Passing	9	10
Penalty	0	4
<b>NET YARDS RUSHING</b>	152	164
Rushing Attempts	43	36
Average Per Rush	3.5	4.6
Rushing Touchdowns	0	2
Yards Gained Rushing	176	190
Yards Lost Rushing	24	26
<b>NET YARDS PASSING</b>	173	321
Completions-Attempts-Int	14-32-2	17-25-1
Average Per Attempt	5.4	12.8
Average Per Completion	12.4	18.9
Passing Touchdowns	1	3
<b>TOTAL OFFENSE YARDS</b>	325	485
Total offense plays	75	61
Average Gain Per Play	4.3	8.0
<b>Fumbles: Number-Lost</b>	0-0	0-0
<b>Penalties: Number-Yards</b>	12-136	5-50
<b>PUNTS-YARDS</b>	9-365	6-239
Average Yards Per Punt	40.6	39.8
Net Yards Per Punt	36.7	39.5
Inside 20	4	2
50+ Yards	1	0
Touchbacks	1	0
Fair catch	5	5
<b>KICKOFFS-YARDS</b>	2-127	6-341
Average Yards Per Kickoff	63.5	56.8
Net Yards Per Kickoff	40.5	36.5
Touchbacks	1	0
<b>Punt returns: Number-Yards-TD</b>	1-2-0	2-15-0
Average Per Return	2.0	7.5
<b>Kickoff returns: Number-Yds-TD</b>	4-122-0	1-21-0
Average Per Return	30.5	21.0
<b>Interceptions: Number-Yds-TD</b>	1-0-0	2-0-0
<b>Fumble Returns: Number-Yds-TD</b>	0-0-0	0-0-0
Miscellaneous Yards	0	0
<b>Possession Time</b>	34:10	25:50
1st Quarter	9:48	5:12
2nd Quarter	9:04	5:56
3rd Quarter	7:08	7:52
4th Quarter	8:10	6:50
<b>Third-Down Conversions</b>	9 of 20	2 of 10
<b>Fourth-Down Conversions</b>	0 of 0	1 of 1
<b>Red-Zone Scores-Chances</b>	0-0	4-5
Touchdowns	0-0	4-5
Field goals	0-0	0-5
<b>Sacks By: Number-Yards</b>	2-21	2-14
<b>PAT Kicks</b>	1-1	5-5
<b>Field Goals</b>	0-0	0-1
<b>Points off turnovers</b>	0	14

▶▶ GAME NOTES

**Big Notes**

- The Aztecs forced a turnover for the 16th consecutive game, which is the seventh-longest active streak in FBS
- SDSU had its streak of allowing an opponent to less than 400 yards snapped at 10 consecutive games, which was tied for the second-longest streak in FBS heading into this weekend

**Team Notes**

- SDSU has now scored in the first quarter in 10 straight games, its longest streak since at least 2001
- San Diego State hasn't allowed a first quarter point in five of its last six games

**Trends**

- SDSU started with the ball of the 40th time over the last 43 games
- San Diego State has now gone 105 games without suffering a shutout (Nov. 18, 2006 at TCU), which is the third-longest streak among current Mountain West schools (Air Force at 272 (entering today) and Boise State at 226 (entering today). That is the only time the Aztecs have been shut out in their last 199 games

**Series Notes**

- San Diego State now trails the all-time series with Cal, 4-3
- The home team is 7-0 in the series

**Other Notes**

- Christian Cumberlander had his first career catch
- True sophomores Mikah Holder (wide receiver) and Kameron Kelly (Warrior) each earned their first career start
- SDSU won the coin toss for the 10th time over its last 12 games and decided to start with the ball

SDSU Falls to California, 35-7, in Berkeley

BERKELEY, Calif. - San Diego State was unable to stop Jared Goff and California's potent offensive attack in a 35-7 loss on Sept. 12 in Berkeley, Calif.

The Aztecs (1-1) jumped out to the early lead as they used an 8-play, 71-yard drive over 3:52, punctuated by a 29-yard pass from Maxwell Smith to Daniel Brunskill. On the game's opening drive, Smith was 4-for-4 for 58 yards and the touchdown, while Dannel Pumphrey and Rashaad Penny combined to rush for the other 13 yards.

It would be SDSU's only points in the game, however, as the Bears (2-0) scored the final 35 points in the game. San Diego State held Cal at bay early, forcing two punts, a missed field goal and a turnover over the first five drives. California, who defeated Grambling State, 73-14, in the opener the week before, finally got on the scoreboard with 12:22 left in the second quarter when Goff found Darius Powe with a quick 4-yard catch-and-run.

It appeared it would go into halftime tied at 7-7 as the Aztecs were burning the clock (4:53 on 10 plays), but Christian Chapman, who replaced Smith, was intercepted by Darius White at the Cal 35. The Bears responded with a quick score right before halftime (0:12) as Goff threw three straight completions to Bryce Treggs (28 yards), Kenny Lawler (24 yards) and Maurice Harris (13 yards), the latter for a touchdown and putting California up, 14-7, at the half.

Goff followed with a 75-yard touchdown strike to Trevor Davis on the first play of the third quarter, extending the Bears' lead to 21-7.

A 3-yard rushing score by Daniel Lasco put Cal up by 21 at 28-7 late in the third quarter. SDSU got into California's territory, thanks to a key 33-yard completion from Smith to Eric Judge on 3rd and 15. Three plays later, however, Smith was intercepted by Evan Rambo, ultimately ending San Diego State's final threat.

A 17-yard rushing touchdown by Vic Enwere early in the fourth quarter rounded out the scoring for the Bears. The Aztecs dominated the possession time by almost 10 minutes (34:10-25:50), but Cal's quick strikes on offense and 12 SDSU penalties (136 yards) ultimately ruined any chance of a road win.

Smith (10-for-19, TD, INT) threw for 136 yards, while Chapman (4-for-13, INT) passed for 37 yards off the bench. Pumphrey rushed for 85 yards on 21 carries, averaging 4.0 yards per attempt, while Mikah Holder had three catches for 27 yards.

Jake Fely had a game-high 11 tackles, including 1.0 TFL, and 0.5 sacks to pace the San Diego State defense. The 11 stops were his most since Nov. 24, 2012 at Wyoming. Malik Smith added eight tackles, while Damontae Kazee and Na'im McGee recorded seven tackles apiece in a losing effort.

Goff finished 17-for-24 for 321 yards and three touchdowns, leaving him 15 yards short of the school's all-time passing record. Lasco ran for 123 yards on 19 carries (6.5 avg.) and Davis had 138 receiving yards on three catches.

California took back the all-time series lead at 4-3 as the home team is now 7-0 in the series.

>>> SCORING SUMMARY

Qtr	Time	Team	Scoring Play	Plays	TOP	Score
1st	11:14	SDSU	Brunskill 29-yd pass from Smith (Hageman kick)	8-71	3:46	7-0
2nd	12:22	CAL	Powe 4-yd pass from Goff (Anderson kick)	8-78	2:27	7-7
2nd	0:11	CAL	Harris 13-yd pass from Goff (Anderson kick)	3-65	0:52	7-14
3rd	14:50	CAL	Davis 75-yd pass from Goff (Anderson kick)	1-75	0:10	7-21
3rd	2:59	CAL	Lasco 3-yd run (Anderson kick)	8-45	2:36	7-28
4th	8:07	CAL	Enwere 17-yd run (Anderson kick)	6-73	2:06	7-35

INDIVIDUAL STATISTICS

>>> SAN DIEGO STATE

Rushing	Att	Yds	TD	Long	Avg
Pumphrey	21	85	0	21	4.0
Price	9	35	0	6	3.9
Penny	5	34	0	13	6.8
Stamps	2	10	0	9	5.0
Gordon	2	3	0	2	1.5
TEAM	1	-1	0	0	-1.0
Smith, Max.	2	-5	0	0	-2.5
Chapman	1	-9	0	0	-9.0
<b>Totals</b>	<b>43</b>	<b>152</b>	<b>0</b>	<b>21</b>	<b>3.5</b>

Passing	C-A-I	Yds	TD	Long	Sack
Smith, Max.	10-19-1	136	1	33	1
Chapman	4-13-1	37	0	20	1
<b>Totals</b>	<b>14-32-2</b>	<b>173</b>	<b>1</b>	<b>33</b>	<b>2</b>

>>> CALIFORNIA

Rushing	Att	Yds	TD	Long	Avg
Lasco	19	123	1	19	6.5
Enwere	5	33	1	17	6.6
Muhammad	4	10	0	7	2.5
Watson	3	9	0	4	3.0
Coprich	2	5	0	4	2.5
Lawler	1	5	0	5	5.0
Goff	2	-21	0	0	-10.5
<b>Totals</b>	<b>36</b>	<b>164</b>	<b>2</b>	<b>19</b>	<b>4.6</b>

Passing	C-A-I	Yds	TD	Long	Sack
Goff	17-24-1	321	3	75	2
Forrest	0-1-0	0	0	0	0
<b>Totals</b>	<b>17-25-1</b>	<b>321</b>	<b>3</b>	<b>75</b>	<b>2</b>

Receiving	No.	Yds	TD	Long
Davis	3	138	1	75
Treggs	3	36	0	28
Anderson	2	42	0	34
Lawler	2	34	0	24
Harris	2	24	1	13
Powe	2	12	1	8
Hudson	1	32	0	32
Enwere	1	3	0	3
Lasco	1	0	0	0
<b>Totals</b>	<b>17</b>	<b>321</b>	<b>3</b>	<b>75</b>

Game 3

<b>SOUTH ALABAMA</b>	<b>3</b>	<b>7</b>	<b>7</b>	<b>10</b>	<b>7</b>	<b>-</b>	<b>34</b>
<b>SAN DIEGO STATE</b>	<b>0</b>	<b>17</b>	<b>3</b>	<b>7</b>	<b>0</b>	<b>-</b>	<b>27</b>

Sept. 19 | Qualcomm Stadium | San Diego, Calif. | 5:05 p.m. PT | Attendance: 18,194



TEAM STATISTICS

	USA	SDSU
<b>FIRST DOWNS</b>	<b>23</b>	<b>14</b>
Rushing	9	6
Passing	12	7
Penalty	2	1
<b>NET YARDS RUSHING</b>	<b>241</b>	<b>140</b>
Rushing Attempts	47	38
Average Per Rush	5.1	3.7
Rushing Touchdowns	2	1
Yards Gained Rushing	258	161
Yards Lost Rushing	17	21
<b>NET YARDS PASSING</b>	<b>270</b>	<b>165</b>
Completions-Attempts-Int	18-36-0	13-27-0
Average Per Attempt	7.5	6.1
Average Per Completion	15.0	12.7
Passing Touchdowns	2	2
<b>TOTAL OFFENSE YARDS</b>	<b>511</b>	<b>305</b>
Total offense plays	83	65
Average Gain Per Play	6.2	4.7
<b>Fumbles: Number-Lost</b>	<b>3-0</b>	<b>3-1</b>
<b>Penalties: Number-Yards</b>	<b>5-22</b>	<b>4-35</b>
<b>PUNTS-YARDS</b>	<b>7-314</b>	<b>6-281</b>
Average Yards Per Punt	44.9	46.8
Net Yards Per Punt	29.7	46.8
Inside 20	1	3
50+ Yards	2	1
Touchbacks	0	0
Fair catch	2	3
<b>KICKOFFS-YARDS</b>	<b>5-237</b>	<b>6-388</b>
Average Yards Per Kickoff	47.4	64.7
Net Yards Per Kickoff	33.0	43.7
Touchbacks	0	2
<b>Punt returns: Number-Yards-TD</b>	<b>0-0-0</b>	<b>5-106-0</b>
Average Per Return	0.0	21.2
<b>Kickoff returns: Number-Yds-TD</b>	<b>4-76-0</b>	<b>5-72-0</b>
Average Per Return	19.0	14.4
<b>Interceptions: Number-Yds-TD</b>	<b>0-0-0</b>	<b>0-0-0</b>
<b>Fumble Returns: Number-Yds-TD</b>	<b>0-0-0</b>	<b>0-0-0</b>
<b>Miscellaneous Yards</b>	<b>0</b>	<b>0</b>
<b>Possession Time</b>	<b>32:55</b>	<b>27:05</b>
1st Quarter	9:22	5:38
2nd Quarter	7:40	7:20
3rd Quarter	10:00	5:00
4th Quarter	5:53	9:07
OT Quarter	0:00	0:00
<b>Third-Down Conversions</b>	<b>9 of 20</b>	<b>5 of 16</b>
<b>Fourth-Down Conversions</b>	<b>0 of 1</b>	<b>0 of 1</b>
<b>Red-Zone Scores-Chances</b>	<b>2-3</b>	<b>2-2</b>
Touchdowns	0-3	2-2
Field goals	2-3	0-2
<b>Sacks By: Number-Yards</b>	<b>2-8</b>	<b>0-0</b>
<b>PAT Kicks</b>	<b>4-4</b>	<b>3-3</b>
<b>Field Goals</b>	<b>2-3</b>	<b>2-3</b>
<b>Points off turnovers</b>	<b>14</b>	<b>0</b>

▶▶ GAME NOTES

Big Notes

- The Aztecs played their first overtime game since Nov. 23, 2013, against Boise State and fell to 4-2 in overtime games under Rocky Long. The loss snaps a two-game overtime winning streak
- SDSU failed to score first for just the second time over its last 11 games
- San Diego State had scored in the first quarter in 10 straight games, prior to tonight. That was the team's longest streak since at least 2001
- The Aztecs finished with 17 points in the second quarter, their most in any quarter since scoring 21 in the second quarter vs. UNLV on Sept. 27, 2014
- The Aztecs fall to 15-2 since Sept. 8, 2012 when committing one turnover or less
- San Diego State falls to 0-1 all-time against South Alabama. The same two teams play in Mobile, Ala., on Oct. 1, 2016

Player Notes

- Donny Hageman made a 54-yard field goal, which was tied for the second longest in Aztec history and the longest since Chris O'Brien hit a 54-yarder at Air Force on Nov. 2, 1985
- Hageman's 54-yard field goal matched the longest in Mountain West history at a city with an elevation below 4,600 feet
- Coming into the weekend, only Daniel Carlson of Auburn (56 yards) had a longer made field goal
- Donnel Pumphrey rushed for 102 yards on 28 attempts (3.6 avg.). It was the 14th 100-yard rushing game of his career, which tied George Jones and Adam Muema for the third most in program history.
- Pumphrey, who started the night seventh all-time in rushing yards in school history, passed George Jones (2,810), Jonas Lewis (2,843) and Adam Muema (2,852) to move into fourth place with 2,868 yards.

SDSU Edged by South Alabama in OT, 34-27

SAN DIEGO - San Diego State saw its nine-game regular-season home winning streak snapped in a 34-27, overtime loss to South Alabama on Nov. 19 at Qualcomm Stadium.

The Aztecs (1-2) appeared to take control of the game late in the fourth quarter when Donnel Pumphrey scored on an 8-yard touchdown run with just 2 minutes, 5 seconds left (2:05) to put SDSU back on top at 27-24. Pumphrey was the key cog of the 8-play, 61-yard drive that lasted 3:46 as he caught two passes for 26 yards and ran four times for 21 yard, totaling 47 yards in all.

The Jaguars (2-1), however, responded with a 9-play, 42-yard drive to set up a 46-yard field goal attempt by Aleem Sunanon with just two seconds left. Sunanon, who earlier in the fourth quarter had missed from 38 yards, split the uprights to force overtime.

USA got the ball first in the extra period used a 15-yard pass from Cody Clements to Gerald Everett on 3rd and 2 to get to San Diego State's 2-yard line. Xavier Johnson punched it in on the very next play to put the visitors up, 34-27.

The Aztecs were unable to do much after Pumphrey ran for a yard and Dakota Gordon fumbled the ensuing play, which SDSU quarterback Maxwell Smith was able to recover. After an incomplete pass to Pumphrey, Smith was forced out of the pocket on fourth down and heaved a pass to the right side of the end zone, which went through the hands of a diving Daniel Brunskill, sealing the win for South Alabama.

Johnson ran for a career-high 142 yards and two touchdowns for the Jaguars, while Clements finished with 270 yards passing and two scores. Everett set career bests with eight catches and 164 yards as USA outgained San Diego State, 511-305.

The game featured five lead changes and just one turnover - a Chase Price fumble late in the second quarter - which led to a 46-yard touchdown pass from Clements to Magee to bring South Alabama to within a touchdown at 17-10 at the break.

Johnson tied the game up for the Jaguars on the second snap of the third quarter, scampering outside for a 74-yard touchdown run down the left side of the field.

Donny Hageman broke the 17-17 tie with 4:24 left in the third quarter when his 54-yard field goal attempt just cleared the crossbar. It was tied for the second-longest field goal in Aztec history and the longest not at 6,621 feet in Colorado Springs, Colo. (SDSU's No. 1 (57 yards) and No. 2 (also 54) field goals came at Air Force in 1985 and 1980).

USA got deep into San Diego State territory on its next drive, but Sunanon's 38-yard field goal attempt missed left. Hageman looked to make it 23-17 Aztecs later in the fourth quarter, but his 41-yard field goal attempt just missed the left upright by inches.

South Alabama answered when Clements connected on a 57-yard touchdown strike to Everett as a SDSU cornerback fell down on the play.

Down, 24-20, Pumphrey worked his aforementioned magic to give San Diego State the lead, only for Sunanon to tie the game as regulation expired.

Pumphrey rushed for a hard-earned 102 yards and a touchdown on a career-high 28 carries (3.6 avg.), while Price went over 1,000 yards for his career with 41 yards on four attempts (10.2 avg.). Smith was 12-for-26 for 158 yards and a touchdown and Pumphrey led the receivers with a career-high-tying five catches for a career-high 55 yards.

In addition to his touchdown pass, Mills returned five punts for 106 yards (21.2 avg.), while four SDSU players - Dامتاee Kazee (11), Malik Smith (11), Na'im McGee (11) and Ryan Dunn (10) each set a career high with double-digit tackles.

>>> SCORING SUMMARY

Qtr	Time	Team	Scoring Play	Plays	TOP	Score
1st	6:51	USA	Sunanon 29-yd field goal	14-58	6:40	0-3
2nd	12:59	SDSU	Hageman 40-yd field goal	12-67	4:14	3-3
2nd	10:18	SDSU	Smith 7-yd pass from Mills	2-9	0:44	10-3
2nd	7:28	SDSU	Holder 30-yd pass from Smith	2-32	0:40	17-3
2nd	0:12	USA	Magee 46-yd pass from Clements	1-46	0:07	17-10
3rd	14:21	USA	Johnson 74-yd run	2-75	0:39	17-17
3rd	4:24	SDSU	Hageman 54-yd field goal	5-25	1:41	20-17
4th	5:51	USA	Everett 57-yd pass from Clements	3-76	1:02	20-24
4th	2:05	SDSU	Pumphrey 8-yd run	8-61	3:46	27-24
4th	0:00	USA	Sunanon 46-yd field goal	9-42	2:05	27-27
OT	--	USA	Johnson 2-yd run	4-25	0:00	27-34

INDIVIDUAL STATISTICS

>>> SOUTH ALABAMA

Rushing	Att	Yds	TD	Long	Avg
Johnson	19	142	2	74	7.5
Thomas	14	58	0	18	4.1
Timmons	7	29	0	11	4.1
Clements	4	11	0	6	2.8
Ayoola	3	1	0	2	0.3
<b>Totals</b>	<b>47</b>	<b>241</b>	<b>2</b>	<b>74</b>	<b>5.1</b>

>>> SAN DIEGO STATE

Rushing	Att	Yds	TD	Long	Avg
Pumphrey	28	102	1	21	3.6
Price	4	41	0	35	10.2
Smith, Max.	4	3	0	6	0.8
TEAM	1	-1	0	0	-1.0
Gordon	1	-5	0	0	-5.0
<b>Totals</b>	<b>38</b>	<b>140</b>	<b>1</b>	<b>35</b>	<b>3.7</b>

Passing	C-A-I	Yds	TD	Long	Sack
Clements	18-35-0	270	2	57	0
Magee	0-1-0	0	0	0	0
<b>Totals</b>	<b>18-36-0</b>	<b>270</b>	<b>2</b>	<b>57</b>	<b>0</b>

Passing	C-A-I	Yds	TD	Long	Sack
Smith, Max.	12-26-0	158	1	30	2
Mills	1-1-0	7	1	7	0
<b>Totals</b>	<b>13-27-0</b>	<b>165</b>	<b>2</b>	<b>30</b>	<b>2</b>

Receiving	No.	Yds	TD	Long
Everett	8	164	1	57
Magee	2	52	1	46
Kutcher	2	15	0	9
Vinson	2	15	0	8
Bowman	1	14	0	14
Woodson	1	11	0	11
Thomas	1	2	0	5
Johnson	1	-3	0	0
<b>Totals</b>	<b>18</b>	<b>270</b>	<b>2</b>	<b>57</b>

Receiving	No.	Yds	TD	Long
Pumphrey	5	55	0	20
Holder	2	39	1	39
Judge	2	19	0	14
Brunskill	1	25	0	25
Price	1	14	0	14
Smith, Max.	1	7	1	7
Mills	1	6	0	6
<b>Totals</b>	<b>13</b>	<b>165</b>	<b>2</b>	<b>30</b>

Game 4

SAN DIEGO STATE	7	7	7	0	-	21
PENN STATE	10	17	0	10	-	37

Sept. 26 | Beaver Stadium | University Park, Pa. | 3:40 p.m. PT | Attendance: 95,107



TEAM STATISTICS

	SDSU	PSU
<b>FIRST DOWNS</b>	<b>13</b>	<b>19</b>
Rushing	5	2
Passing	7	14
Penalty	1	3
<b>NET YARDS RUSHING</b>	<b>101</b>	<b>72</b>
Rushing Attempts	34	34
Average Per Rush	3.0	2.1
Rushing Touchdowns	1	0
Yards Gained Rushing	142	115
Yards Lost Rushing	41	43
<b>NET YARDS PASSING</b>	<b>141</b>	<b>328</b>
Completions-Attempts-Int	10-29-0	22-36-0
Average Per Attempt	4.9	9.1
Average Per Completion	14.1	14.9
Passing Touchdowns	1	3
<b>TOTAL OFFENSE YARDS</b>	<b>242</b>	<b>400</b>
Total offense plays	63	70
Average Gain Per Play	3.8	5.7
<b>Fumbles: Number-Lost</b>	<b>4-3</b>	<b>1-1</b>
<b>Penalties: Number-Yards</b>	<b>4-32</b>	<b>5-37</b>
<b>PUNTS-YARDS</b>	<b>8-313</b>	<b>7-294</b>
Average Yards Per Punt	39.1	42.0
Net Yards Per Punt	37.0	37.0
Inside 20	1	1
50+ Yards	0	2
Touchbacks	0	2
Fair catch	1	1
<b>KICKOFFS-YARDS</b>	<b>4-248</b>	<b>8-513</b>
Average Yards Per Kickoff	62.0	64.1
Net Yards Per Kickoff	37.5	31.4
Touchbacks	0	5
<b>Punt returns: Number-Yards-TD</b>	<b>2--5-0</b>	<b>4-17-0</b>
Average Per Return	-2.5	4.2
<b>Kickoff returns: Number-Yds-TD</b>	<b>2-137-1</b>	<b>4-98-0</b>
Average Per Return	68.5	24.5
<b>Interceptions: Number-Yds-TD</b>	<b>0-0-0</b>	<b>0-0-0</b>
<b>Fumble Returns: Number-Yds-TD</b>	<b>0-0-0</b>	<b>1-71-1</b>
<b>Miscellaneous Yards</b>	<b>0</b>	<b>0</b>
<b>Possession Time</b>	<b>25:26</b>	<b>34:34</b>
1st Quarter	4:32	10:28
2nd Quarter	3:44	11:16
3rd Quarter	8:34	6:26
4th Quarter	8:36	6:24
<b>Third-Down Conversions</b>	<b>5 of 17</b>	<b>4 of 15</b>
<b>Fourth-Down Conversions</b>	<b>0 of 1</b>	<b>0 of 0</b>
<b>Red-Zone Scores-Chances</b>	<b>2-2</b>	<b>5-5</b>
Touchdowns	2-2	2-5
Field goals	0-2	3-5
<b>Sacks By: Number-Yards</b>	<b>2-9</b>	<b>5-33</b>
<b>PAT Kicks</b>	<b>3-3</b>	<b>4-4</b>
<b>Field Goals</b>	<b>0-0</b>	<b>3-4</b>
<b>Points off turnovers</b>	<b>7</b>	<b>21</b>

▶▶ GAME NOTES

Team Notes

- San Diego State scored in the first quarter for the 11th time in 12 games
- The Aztecs had a lead against a Power-5 school for the fifth straight game
- SDSU had a touchdown in the first three quarters at a Power 5 opponent for the first time since at least 2001 (records are incomplete before 2001 at the moment)
- San Diego State had a point in the first three quarters at a Power 5 foe for the first time since Sept. 15, 2007 at Arizona State
- The Aztecs recorded 10 tackles for loss, their most since recording 10 at Washington on Sept. 1, 2012

Rashaad Penny Notes

- Returned two kicks for a career-high 137 yards, averaging 68.5 yards per return
- The kick return TD was his second this year, matching Colin Lockett (2012) for the most in a single-season in SDSU history
- Became the fourth Aztec with a 100-yard kick return for a touchdown
- The kick return TD was the fifth in an Aztec road game since 1996 and first since Colin Lockett at Boise State in 2012
- Added a 55-yard run, the longest of his career and longest against Penn State since Nov. 23, 2013

Other Notes

- J.J. Whittaker started for the 30th consecutive game, which leads all Aztecs (doesn't include specialists)
- Jeff Overbaugh, Pierre Romain and Jon Sanchez each played in their 43rd straight game, the most of any current SDSU player
- Wide receiver Christian Cumberlander made his first career start
- Three Aztecs - WR Curtis Anderson, LB Ronley Lakalaka and OL Antonio Rosales - played in their first Division I game tonight
- Luke Bussey recovered his first career fumble

Turnovers Doom SDSU in 37-21 Loss at Penn St.

UNIVERSITY PARK, Pa. - San Diego State was unable to overcome three crucial turnovers in a 37-21 loss at Penn State Sept. 26 at Beaver Stadium in University Park, Pa. The three turnovers - all fumbles - led to 21 of the Nittany Lions' (3-1) 37 points.

The Aztecs (1-3) took the lead at 14-13 with 10:23 left in the second quarter when Maxwell Smith's 19-yard pass found Mikah Holder in the left corner of the end zone. PSU got into SDSU territory on its ensuing possession, but Kyle Kelley blocked Joey Julius' 55-yard field goal attempt. San Diego State stopped Penn State again, but Chris Guila's punt bounced off the leg of Aztec punt returner Lloyd Mills, which gave the Nittany Lions the ball on the SDSU 27-yard line. Four plays later, Christian Hackenberg connected on a 19-yard touchdown strike to Mark Allen with 1:03 remaining in the first half.

On SDSU's very next play, Donnel Pumphrey fumbled and Anthony Zettel pounced on it, giving the Nittany Lions the ball on San Diego State's 23-yard line. PSU took advantage again as Hackenberg found Chris Godwin for an 11-yard touchdown, giving Penn State 14 points in just 46 seconds and extending the lead to 27-14 at halftime intermission.

At the half, the Nittany Lions had piled up 297 total yards, including 234 in the air, and 15 first downs, while dominating the time of possession, by more than 13 minutes (21:44-8:16).

The Aztecs rallied a bit in the second half, both on offense and defense, beginning with a bit of luck when D. Thompkins muffed a punt and Luke Bussey jumped on it for his first career fumble recovery. Pumphrey punctuated a 6-play, 26-yard drive with a 1-yard rushing score, bringing SDSU to within one score at 27-21.

Late in the third quarter, San Diego State mounted another charge, getting all the way to the 25-yard line, thanks mainly to a 31-yard pass from Smith to Holder. On 3rd and 11 from the PSU 25, however, Smith was sacked by Carl Nassib and Austin Johnson picked up the loose ball and returned it 71 yards to put Penn State up by 13 again at 34-21 early in the fourth quarter.

The Nittany Lion defense forced the Aztecs to a 3 and out and the PSU offense used a trick play - a 32-yard pass by running back Nick Scott - to get into field goal range, where Julius converted a 26-yarder for the final points of the game.

Penn State got on the scoreboard with 4:20 left in the first quarter when Hackenberg tossed a screen pass to Saqoun Barkley, who broke numerous SDSU tacklers and dove into the end zone from 22 yards out.

Rashaad Penny tied it up for San Diego State when he took the kickoff 100 yards for his second touchdown return of the year, tying Colin Lockett (2012) for the most kick returns for a score in Aztec single-season history.

Julius made field goals of 40 yards in the first quarter and 24 yards in the second to round out the scoring.

SDSU turned the tables in the second half, outgaining the Nittany Lions, 161-103, earning six more first downs (10-4) and holding the ball 17:10 of the 30 second-half minutes.

Penny amassed a game-high 192 all-purpose yards on just three touches (64.0 yards per play), and Pumphrey added 56 yards on the ground with a touchdown on 18 attempts (3.1 avg.) and five catches for 53 yards (10.6 avg.). Holder set career highs in receptions (4) and receiving yards (78) with his second touchdown in as many weeks, while Smith threw for 141 yards and a touchdown without throwing an interception.

>>> SCORING SUMMARY

Qtr	Time	Team	Scoring Play	Plays	TOP	Score
1st	4:20	PSU	Barkley 22-yd pass from Hackenberg (Julius kick)	7-66	3:42	0-7
1st	4:08	SDSU	Penny 100-yd kick return (Hageman kick)	--	--	7-7
1st	0:43	PSU	Julius 40-yd field goal	7-53	3:18	7-10
2nd	11:59	PSU	Julius 24-yd field goal	7-72	2:49	7-13
2nd	10:23	SDSU	Holder 19-yd pass from Smith (Hageman kick)	3-75	1:36	14-13
2nd	1:03	PSU	Allen 13-yd pass from Hackenberg (Julius kick)	4-27	1:30	14-20
2nd	0:17	PSU	Godwin 11-yd pass from Hackenberg (Julius kick)	6-23	0:38	14-27
3rd	8:11	SDSU	Pumphrey 1-yd run (Hageman kick)	6-21	3:12	21-27
4th	13:44	PSU	Johnson 71-yd fumble return (Julius kick)	--	--	21-34
4th	9:52	PSU	Julius 26-yd field goal	8-52	2:51	21-37

INDIVIDUAL STATISTICS

>>> SAN DIEGO STATE

Rushing	Att	Yds	TD	Long	Avg
Pumphrey	18	56	1	18	3.1
Penny	1	55	0	55	55.0
Price	4	24	0	13	6.0
TEAM	3	-5	0	0	-1.7
Smith, Max.	8	-29	0	1	-3.6
<b>Totals</b>	<b>34</b>	<b>101</b>	<b>1</b>	<b>55</b>	<b>3.0</b>

Passing	C-A-I	Yds	TD	Long	Sack
Smith, Max.	10-29-0	141	1	31	5
<b>Totals</b>	<b>10-29-0</b>	<b>141</b>	<b>1</b>	<b>31</b>	<b>5</b>

Receiving	No.	Yds	TD	Long
Pumphrey	5	53	0	30
Holder	4	78	1	31
Price	1	10	0	10
<b>Totals</b>	<b>10</b>	<b>141</b>	<b>1</b>	<b>31</b>

>>> PENN STATE

Rushing	Att	Yds	TD	Long	Avg
Barkley	8	62	0	34	7.8
Lynch	10	18	0	7	1.8
Scott	6	9	0	4	1.5
Allen	5	5	0	6	1.0
Polk	1	1	0	1	1.0
Hackenberg	3	-6	0	0	-2.0
TEAM	1	-17	0	0	-17.0
<b>Totals</b>	<b>34</b>	<b>72</b>	<b>0</b>	<b>34</b>	<b>2.1</b>

Passing	C-A-I	Yds	TD	Long	Sack
Hackenberg	21-35-0	296	3	46	2
Scott	1-1-0	32	0	32	0
<b>Totals</b>	<b>22-36-0</b>	<b>328</b>	<b>3</b>	<b>46</b>	<b>2</b>

Receiving	No.	Yds	TD	Long
Godwin	5	78	1	32
Hamilton	5	40	0	14
Blacknall	4	101	0	46
Carter	3	47	0	35
Allen	2	29	1	16
Gesicki	2	11	0	8
Barkley	1	22	1	22
<b>Totals</b>	<b>22</b>	<b>328</b>	<b>3</b>	<b>46</b>

Game 5

FRESNO STATE	0	7	0	0	-	7
SAN DIEGO STATE	7	0	7	7	-	21

Oct. 3 | Qualcomm Stadium | San Diego, Calif. | 7:35 p.m. PT | Attendance: 29,996



TEAM STATISTICS

	FS	SDSU
<b>FIRST DOWNS</b>	6	19
Rushing	3	16
Passing	2	2
Penalty	1	1
<b>NET YARDS RUSHING</b>	12	305
Rushing Attempts	22	60
Average Per Rush	0.5	5.1
Rushing Touchdowns	0	1
Yards Gained Rushing	48	335
Yards Lost Rushing	36	30
<b>NET YARDS PASSING</b>	77	104
Completions-Attempts-Int	12-25-0	5-12-0
Average Per Attempt	3.1	8.7
Average Per Completion	6.4	20.8
Passing Touchdowns	1	2
<b>TOTAL OFFENSE YARDS</b>	89	409
Total offense plays	47	72
Average Gain Per Play	1.9	5.7
<b>Fumbles: Number-Lost</b>	0-0	1-1
<b>Penalties: Number-Yards</b>	6-47	5-50
<b>PUNTS-YARDS</b>	10-425	6-233
Average Yards Per Punt	42.5	38.8
Net Yards Per Punt	39.8	34.3
Inside 20	2	1
50+ Yards	3	0
Touchbacks	1	1
Fair catch	3	4
<b>KICKOFFS-YARDS</b>	2-130	4-260
Average Yards Per Kickoff	65.0	65.0
Net Yards Per Kickoff	45.0	41.5
Touchbacks	0	3
<b>Punt returns: Number-Yards-TD</b>	1-7-0	2-7-0
Average Per Return	7.0	3.5
<b>Kickoff returns: Number-Yds-TD</b>	1-19-0	2-40-0
Average Per Return	19.0	20.0
<b>Interceptions: Number-Yds-TD</b>	0-0-0	0-0-0
<b>Fumble Returns: Number-Yds-TD</b>	0-0-0	0-0-0
<b>Miscellaneous Yards</b>	0	0
<b>Possession Time</b>	22:39	37:21
1st Quarter	5:20	9:40
2nd Quarter	8:49	6:11
3rd Quarter	6:36	8:24
4th Quarter	1:54	13:06
<b>Third-Down Conversions</b>	0 of 12	8 of 18
<b>Fourth-Down Conversions</b>	1 of 2	2 of 2
<b>Red-Zone Scores-Chances</b>	1-1	0-0
Touchdowns	1-1	0-0
Field goals	0-1	0-0
<b>Sacks By: Number-Yards</b>	3-25	3-27
<b>PAT Kicks</b>	1-1	3-3
<b>Field Goals</b>	0-0	0-2
<b>Points off turnovers</b>	7	0

▶▶ GAME NOTES

Big Notes

- SDSU held an opponent to 100 yards or less of total offense for the first time since it limited North Texas State to 59 yards for the contest on Sept. 19, 1970
- The Aztecs limited Fresno State to just 89 yards of total offense, its fewest in a game since at least 1996
- SDSU limited the Bulldogs to 77 yards passing, their fourth fewest since 1996
- San Diego State limited Fresno State to 12 yards rushing, the Bulldogs' fifth fewest since 1996
- The Aztecs outgained Fresno State by 320 yards, the 19th-largest margin in SDSU's Division I history (since 1969)
- SDSU outgained the Bulldogs by 293 yards on the ground, the program's third-largest margin in its DI history (since 1969)
- San Diego State did not allow a third-down conversion. Fresno State was 0-for-12 on third downs, marking the first time the Bulldogs have gone 0-for-the game third down since at least 1996. It was also just the second time since 1996 that SDSU held an opponent to zero third down conversions (vs. San José State on Sept. 24, 2005 (0-for-17)).
- SDSU won its 14th straight game when rushing for at least 200 yards and is now 22-2 in the Rocky Long era when reaching 200-plus yards
- San Diego State had multiple 100-yard rushers (Donnel Pumphrey and Chase Price) for the 19th time in program history and is now 18-1 when it has two, 100-yard rushers
- San Diego State won its seventh consecutive conference home game
- The Aztecs won their 13th consecutive home game against an unranked conference opponent
- The Aztecs didn't attempt a pass until their 18th play of the game, which was a 6-yard completion.

Defense Stands Tall in 21-7 Win Over Fresno St.

SAN DIEGO - San Diego State limited Fresno State to just 89 yards of total offense in a 21-7 victory Saturday night at Qualcomm Stadium. The Aztecs (2-3, 1-0 MW) reclaimed "The Oil Can" trophy with the win, dominating on both sides of the ball.

SDSU held the Bulldogs (1-4, 0-2 MW) to 12 rushing yards and 77 passing yards in the game, and did not allow a third down conversion (0-for-12) for only the second time since at least 1996. The 89 total yards allowed by San Diego State was the fewest given up in an FBS game (FBS vs. FBS) to date this season and the program's lowest since 1970.

FS had just six first downs in the game as the Aztec defense pressured quarterback Zack Greenlee throughout the game, sacking him three times and forcing him out of the pocket on numerous more occasions. Fresno State averaged just 0.5 yards per rush, carrying 22 times for 12 yards, and only 1.9 yards per play for the game. The Bulldogs' 89 yards were their fewest in a game since at least 1996.

On the other side of the ball, Maxwell Smith threw two second-half touchdowns, and SDSU received a pair of 100-yard rushing games from Donnel Pumphrey and Chase Price.

Smith attempted only 12 passes, completing five, including a 33-yard pass to a wide-open Rashaad Penny in the third quarter and a 44-yard strike to Eric Judge in the fourth period.

Pumphrey rushed 23 times for 124 yards and a touchdown, before leaving the game with an injury midway through the third quarter, while Price set career highs in both attempts (27) and rushing yards (151). San Diego State is now 18-1 in the Division I era when having multiple 100-yard rushers.

The Aztecs scored on their opening drive as Pumphrey capped a 10-play, 78-yard drive with a 33-yard run down the left side of the field.

FS got to the SDSU 34-yard line on its ensuing drive, but the San Diego State defense stuffed Greenlee on a 4th and 10, keeping the visitors off the scoreboard.

Early in the second quarter, it appeared the Aztecs would get the ball back after forcing a 3 and out, one of SDSU's nine (out of 13 drives) in the game. The Fresno State punt, however, was mishandled and Stratton Brown pounced on it at the San Diego State 28. Three plays later, Greenlee found KeeSean Johnson for a 16-yard touchdown pass, tying the game at 7-7, which would remain the score at halftime.

The Aztecs took the lead back with 8:15 left in the third quarter on Smith's 33-yard pass to Penny, set up by a play-action pass.

After two more 3 and outs, SDSU mounted a 9-play, 72-yard drive, culminating in Smith's 44-yard TD pass to Judge, which would be the final points of the game.

Penny had a good all-around game with two catches for a career-high 48 yards, a 18-yard kick return and a 17-yard rush, while Dakota Gordon rushed for 34 yards on five attempts (6.8 avg.) and added a 6-yard catch.

San Diego State, which missed two field goals in the game (50 and 42 yards), was led by Alex Barrett on the defensive side with seven tackles, including a 5-yard tackle for loss and 0.5 sacks. Jon Sanchez (1.0 sack, 2.0 TFL) and Jake Fely (0.5 sacks, 2.0 TFL) contributed five tackles apiece.

The Aztecs won their seventh consecutive conference home game and 13th straight at home against an unranked conference opponent. They also won their conference opener for the third consecutive season.

>>> SCORING SUMMARY

Qtr	Time	Team	Scoring Play	Plays	TOP	Score
1st	10:23	SDSU	Pumphrey 33-yd run	10-78	4:37	7-0
2nd	9:50	FS	Johnson 16-yd pass from Greenlee	3-28	1:11	7-7
3rd	8:15	SDSU	Penny 33-yd pass from Smith	4-43	1:16	14-7
4th	10:57	SDSU	Judge 44-yd pass from Smith	9-72	4:51	7-21

INDIVIDUAL STATISTICS

>>> FRESNO STATE

Rushing	Att	Yds	TD	Long	Avg
Waller	11	20	0	11	1.8
Garrison	5	10	0	8	2.0
Greenlee	6	-18	0	8	-3.0
<b>Totals</b>	<b>22</b>	<b>12</b>	<b>0</b>	<b>11</b>	<b>0.5</b>

Passing	C-A-I	Yds	TD	Long	Sack
Greenlee	12-25-0	77	1	16	3
<b>Totals</b>	<b>12-25-0</b>	<b>77</b>	<b>1</b>	<b>16</b>	<b>3</b>

Receiving	No.	Yds	TD	Long
Johnson	5	35	1	16
Jordan	2	18	0	13
Garrison	2	9	0	7
Hardaway	1	10	0	10
Blandin	1	4	0	4
Waller	1	1	0	1
<b>Totals</b>	<b>12</b>	<b>77</b>	<b>1</b>	<b>16</b>

>>> SAN DIEGO STATE

Rushing	Att	Yds	TD	Long	Avg
Price	27	151	0	42	5.6
Pumphrey	23	124	1	33	5.4
Gordon	5	34	0	19	6.8
Penny	1	17	0	17	17.0
Smith	4	-21	0	4	-5.2
<b>Totals</b>	<b>60</b>	<b>305</b>	<b>1</b>	<b>42</b>	<b>5.1</b>

Passing	C-A-I	Yds	TD	Long	Sack
Smith, Max.	5-12-0	104	2	44	3
<b>Totals</b>	<b>5-12-0</b>	<b>104</b>	<b>2</b>	<b>44</b>	<b>3</b>

Receiving	No.	Yds	TD	Long
Penny	2	48	1	33
Judge	1	44	1	44
Gordon	1	6	0	6
Holder	1	6	0	6
<b>Totals</b>	<b>5</b>	<b>104</b>	<b>2</b>	<b>44</b>

Game 6

<b>SAN DIEGO STATE</b>	<b>14</b>	<b>7</b>	<b>0</b>	<b>7</b>	<b>-</b>	<b>28</b>
<b>HAWAI'I</b>	<b>0</b>	<b>7</b>	<b>7</b>	<b>0</b>	<b>-</b>	<b>14</b>

Oct. 10 | Aloha Stadium | Honolulu, Hawaii | 6:07 p.m. HT | Attendance: 28,543



TEAM STATISTICS

	SDSU	UH
<b>FIRST DOWNS</b>	<b>19</b>	<b>14</b>
Rushing	8	4
Passing	8	6
Penalty	3	4
<b>NET YARDS RUSHING</b>	<b>218</b>	<b>53</b>
Rushing Attempts	57	28
Average Per Rush	3.8	1.9
Rushing Touchdowns	3	2
Yards Gained Rushing	233	80
Yards Lost Rushing	15	27
<b>NET YARDS PASSING</b>	<b>184</b>	<b>198</b>
Completions-Attempts-Int	11-15-0	19-39-2
Average Per Attempt	12.3	5.1
Average Per Completion	16.7	10.4
Passing Touchdowns	1	0
<b>TOTAL OFFENSE YARDS</b>	<b>402</b>	<b>251</b>
Total offense plays	72	67
Average Gain Per Play	5.6	3.7
<b>Fumbles: Number-Lost</b>	<b>3-1</b>	<b>3-1</b>
<b>Penalties: Number-Yards</b>	<b>11-70</b>	<b>4-30</b>
<b>PUNTS-YARDS</b>	<b>9-379</b>	<b>8-383</b>
Average Yards Per Punt	42.1	47.9
Net Yards Per Punt	35.8	38.5
Inside 20	3	2
50+ Yards	2	6
Touchbacks	1	1
Fair catch	0	0
<b>KICKOFFS-YARDS</b>	<b>5-325</b>	<b>3-195</b>
Average Yards Per Kickoff	65.0	65.0
Net Yards Per Kickoff	39.6	45.3
Touchbacks	0	1
<b>Punt returns: Number-Yards-TD</b>	<b>4-55-0</b>	<b>4-37-0</b>
Average Per Return	13.8	9.2
<b>Kickoff returns: Number-Yds-TD</b>	<b>2-34-0</b>	<b>5-127-0</b>
Average Per Return	17.0	25.4
<b>Interceptions: Number-Yds-TD</b>	<b>2-20-0</b>	<b>0-0-0</b>
<b>Fumble Returns: Number-Yds-TD</b>	<b>0-0-0</b>	<b>0-0-0</b>
<b>Miscellaneous Yards</b>	<b>0</b>	<b>0</b>
<b>Possession Time</b>	<b>36:17</b>	<b>23:43</b>
1st Quarter	8:25	6:35
2nd Quarter	9:23	5:37
3rd Quarter	8:42	6:18
4th Quarter	9:47	5:13
<b>Third-Down Conversions</b>	<b>5 of 16</b>	<b>5 of 16</b>
<b>Fourth-Down Conversions</b>	<b>0 of 0</b>	<b>1 of 2</b>
<b>Red-Zone Scores-Chances</b>	<b>2-2</b>	<b>2-2</b>
Touchdowns	2-2	2-2
Field goals	0-2	0-2
<b>Sacks By: Number-Yards</b>	<b>4-24</b>	<b>1-2</b>
<b>PAT Kicks</b>	<b>4-4</b>	<b>2-2</b>
<b>Field Goals</b>	<b>0-0</b>	<b>0-0</b>
<b>Points off turnovers</b>	<b>7</b>	<b>7</b>

▶▶ GAME NOTES

**Big Notes**

- Rocky Long won his 100th career game as head coach. Heading into this weekend, only 29 of the 128 FBS schools were led by a coach with 100-plus wins
- SDSU won its 15th straight game when rushing for at least 200 yards and is now 23-2 in the Rocky Long era when reaching 200-plus yards
- San Diego State held its ninth straight conference opponent below 400 yards of total offense. With 251 tonight by Hawai'i, opponents have a total of just 2,479 (275.4 avg.) over that nine-game span
- San Diego State improved to 11-5 in road conference games under head coach Rocky Long (since 2011)
- The Aztecs have now defeated Hawai'i and Fresno State in the same season for the first time since 1998

**Team Notes**

- San Diego State scored in the first quarter for the 13th time in 14 games
- The Aztecs held their opponent without a point in the first quarter for the fourth time in six games this season and for the seventh time over its last 10 games
- SDSU allowed a rushing touchdown in the second quarter, the first allowed by San Diego State since the South Alabama game on Sept. 19
- The Aztecs held their opponent to seven or less points in the first half for the fifth time in eight games
- SDSU had its most rushing touchdowns (3) in a game since recording five vs. San José State on Nov. 29, 2014

**Series Notes**

- The Aztecs improved to 19-9-2 all-time against Hawai'i
- SDSU improved to 10-6-2 all-time vs. UH in Honolulu and have now won six of the last seven meetings there

Pumphrey Leads Aztecs Past Hawai'i, 28-14

HONOLULU - Donnel Pumphrey rushed for 148 yards and three touchdowns to lead San Diego State to a 28-14 victory over Hawai'i in Honolulu on Oct. 10

Pumphrey, who missed most of the second half in the Aztecs' (3-3, 2-0 Mountain West) 21-7 win over Fresno State last Saturday with a high ankle sprain and was limited in practice during this week in practice, scored on rushes of 34, 8 and 4 yards as SDSU outgained the Rainbow Warriors (2-4, 0-2 MW), 218-53, on the ground for the game.

Pumphrey also had two catches for 49 yards, giving him 197 of the team's 402 yards in all. The 148 rushing yards, which came on a career-high 30 carries (4.9 avg.), were a season high, his second straight 100-yard rushing game, third of the season and 16th of his career.

For the second straight game, San Diego State scored on its opening drive, all on the ground. Pumphrey rushed four times on the drive for 67 yards, culminating with a 34-yard touchdown to give the Aztecs the early 7-0 lead.

SDSU got the ball right back as Christian Heyward hit UH wide receiver Quinton Pedroza on its third play of the game, forcing the ball to the turf and pouncing on it, giving San Diego State the ball on the 32-yard line.

Four plays later, Pumphrey scored from eight yards out, putting the Aztecs up, 14-0, just 5:50 into the game.

Hawai'i halved the SDSU lead early in the second quarter when Melvin Davis scored on a 1-yard run, the first against San Diego State in three games.

Later in the quarter, Maxwell Smith connected on a 58-yard touchdown pass to a wide-open Eric Judge to put the Aztecs back up by 14 at 21-7.

The score would remain 21-7 until the Rainbow Warriors capitalized on a SDSU fumble midway through the third quarter, giving UH the ball on the San Diego State 26. Six plays later, quarterback Max Wittek scored on a sneak on 3rd and 1 to close the gap to 21-14.

The Aztecs had arguably their best drive early in the fourth quarter, grinding away with 85 yards on 11 plays over 4:49, ending with a 4-yard touchdown run by Pumphrey. Key plays on the drive included a 36-yard pass from Smith to Pumphrey on 3rd and 6, an offside penalty by Hawai'i on 4th and 1 and a holding penalty on the Rainbow Warriors on 3rd and 4.

SDSU sealed the victory with back-to-back interceptions of Wittek by the cornerback tandem of Damontae Kazee and J.J. Whittaker on UH's final two plays, making San Diego State the only undefeated team in the West Division of the MW.

Smith was 11-for-15 for a season-high 184 yards and a touchdown, and extended his streak to 86 passing attempts without an interception. Judge had season highs of four receptions and 92 receiving yards, while Chase Price added 60 rushing yards on 16 carries and a 14-yard reception.

The Aztec defense continued their solid play, holding Hawai'i to just 251 yards of total offense and forcing three turnovers. Calvin Munson tied a career high with 12 tackles, including 1.5 sacks (and tackles for loss) for 13 yards, while Kameron Kelly added eight stops. Altogether, SDSU totaled a season-high four sacks, seven tackles for loss, two forced fumbles, a fumble recovery, two interceptions, 10 pass breakups and four quarterback hurries.

San Diego State outgained the Rainbow Warriors, 402-251, for the game and dominated the time of possession by almost 13 minutes (36:17-23:43).

>>> SCORING SUMMARY

Qtr	Time	Team	Scoring Play	Plays	TOP	Score
1st	11:44	SDSU	Pumphrey 34-yd run (Hageman kick)	7-75	3:16	7-0
1st	9:10	SDSU	Pumphrey 8-yd run (Hageman kick)	4-32	1:28	14-0
2nd	12:44	UH	Davis 1-yd run (Sanchez kick)	7-75	2:32	14-7
2nd	1:40	SDSU	Judge 58-yd pass from Smith (Hageman kick)	3-82	1:15	21-7
3rd	7:13	UH	Wittek 1-yd run (Sanchez kick)	6-26	1:41	21-14
4th	13:00	SDSU	Pumphrey 4-yd run (Hageman kick)	11-85	4:42	28-14

INDIVIDUAL STATISTICS

>>> SAN DIEGO STATE

Rushing	Att	Yds	TD	Long	Avg
Pumphrey	30	148	3	34	4.9
Price	16	60	0	14	3.8
Gordon	3	8	0	4	2.7
Stamps	4	5	0	3	1.3
Smith, Max.	3	0	0	1	0.0
TEAM	1	-3	0	0	-3.0
<b>Totals</b>	<b>57</b>	<b>218</b>	<b>3</b>	<b>34</b>	<b>3.8</b>

>>> HAWAI'I

Rushing	Att	Yds	TD	Long	Avg
Davis	13	52	1	12	4.0
Lakalaka	6	14	0	5	2.3
Woolsey	3	11	0	7	3.7
TEAM	1	-1	0	0	-1.0
Wittek	5	-23	1	1	-4.6
<b>Totals</b>	<b>28</b>	<b>53</b>	<b>2</b>	<b>12</b>	<b>1.9</b>

Passing C-A-I Yds TD Long Sack

Wittek	14-34-2	179	0	52	4
Woolsey	5-5-0	19	0	9	0
<b>Totals</b>	<b>19-39-2</b>	<b>198</b>	<b>0</b>	<b>52</b>	<b>4</b>

Receiving No. Yds TD Long

Judge	4	92	1	58
Pumphrey	2	49	0	36
Hazely	2	18	0	14
Price	1	14	0	14
Anderson	1	6	0	6
Brunskill	1	5	0	5
<b>Totals</b>	<b>11</b>	<b>184</b>	<b>1</b>	<b>58</b>

Receiving No. Yds TD Long

Pedroza	4	41	0	22
Torres	4	26	0	9
Collie	3	41	0	21
Bernard	2	58	0	52
Kemp	2	31	0	26
Lakalaka	2	-1	0	0
Unga	1	6	0	6
Stubblefield	1	-4	0	0
<b>Totals</b>	<b>19</b>	<b>198</b>	<b>0</b>	<b>52</b>



Game 7

<b>SAN DIEGO STATE</b>	<b>7</b>	<b>13</b>	<b>10</b>	<b>0</b>	<b>-</b>	<b>30</b>
<b>SAN JOSÉ STATE</b>	<b>0</b>	<b>7</b>	<b>0</b>	<b>0</b>	<b>-</b>	<b>7</b>

Oct. 17 | Spartan Stadium | San Jose, Calif. | 7:30 p.m. PT | Attendance: 16,339



TEAM STATISTICS

	SDSU	SJSU
<b>FIRST DOWNS</b>	<b>23</b>	<b>14</b>
Rushing	15	6
Passing	6	5
Penalty	2	3
<b>NET YARDS RUSHING</b>	<b>233</b>	<b>35</b>
Rushing Attempts	48	35
Average Per Rush	4.9	1.0
Rushing Touchdowns	2	1
Yards Gained Rushing	249	95
Yards Lost Rushing	16	60
<b>NET YARDS PASSING</b>	<b>144</b>	<b>113</b>
Completions-Attempts-Int	10-14-0	14-24-2
Average Per Attempt	10.3	4.7
Average Per Completion	14.4	8.1
Passing Touchdowns	1	0
<b>TOTAL OFFENSE YARDS</b>	<b>377</b>	<b>148</b>
Total offense plays	62	59
Average Gain Per Play	6.1	2.5
<b>Fumbles: Number-Lost</b>	<b>0-0</b>	<b>2-0</b>
<b>Penalties: Number-Yards</b>	<b>9-76</b>	<b>4-29</b>
<b>PUNTS-YARDS</b>	<b>3-118</b>	<b>4-160</b>
Average Yards Per Punt	39.3	40.0
Net Yards Per Punt	39.3	40.2
Inside 20	3	0
50+ Yards	0	2
Touchbacks	0	0
Fair catch	0	0
<b>KICKOFFS-YARDS</b>	<b>7-450</b>	<b>2-123</b>
Average Yards Per Kickoff	64.3	61.5
Net Yards Per Kickoff	39.6	32.5
Touchbacks	5	1
<b>Punt returns: Number-Yards-TD</b>	<b>2--1-0</b>	<b>0-0-0</b>
Average Per Return	-0.5	0.0
<b>Kickoff returns: Number-Yds-TD</b>	<b>1-33-0</b>	<b>2-48-0</b>
Average Per Return	33.0	24.0
<b>Interceptions: Number-Yds-TD</b>	<b>2-10-0</b>	<b>0-0-0</b>
<b>Fumble Returns: Number-Yds-TD</b>	<b>0-0-0</b>	<b>0-0-0</b>
<b>Miscellaneous Yards</b>	<b>0</b>	<b>0</b>
<b>Possession Time</b>	<b>34:27</b>	<b>25:33</b>
1st Quarter	8:35	6:25
2nd Quarter	6:23	8:37
3rd Quarter	8:56	6:04
4th Quarter	10:33	4:27
<b>Third-Down Conversions</b>	<b>3 of 11</b>	<b>5 of 13</b>
<b>Fourth-Down Conversions</b>	<b>1 of 1</b>	<b>1 of 2</b>
<b>Red-Zone Scores-Chances</b>	<b>5-6</b>	<b>1-1</b>
Touchdowns	2-6	1-1
Field goals	3-6	0-1
<b>Sacks By: Number-Yards</b>	<b>4-27</b>	<b>1-10</b>
<b>PAT Kicks</b>	<b>3-3</b>	<b>1-1</b>
<b>Field Goals</b>	<b>3-3</b>	<b>0-1</b>
<b>Points off turnovers</b>	<b>10</b>	<b>0</b>

▶▶ GAME NOTES

- Big Notes**
- The Aztecs held the Spartans to just 148 yards of total offense, their fewest in a game since amassing 121 yards at USC on Sept. 5, 2009.
  - SDSU won its 16th straight game when rushing for at least 200 yards and are now 24-2 in the Rocky Long era when reaching 200-plus yards.
  - The Aztecs won their 10th straight conference opponent below 400 yards of total offense, which is tied with LSU for the longest active streak (conference games only) in FBS this year.
  - SDSU did not throw an interception for the fifth straight game, the program's longest streak in its Division I history (since 1969).
  - The Aztecs held their opponent under 100 yards rushing for the fourth straight game, matching their longest streak since 2000.
  - SDSU won its 12th consecutive game by double digits.
  - The Aztecs won on the road in back-to-back weeks for just the second time since 2011 and third time since 1992.

Team Notes

- The Aztecs held their opponent without a point in the first quarter for the third straight game, fifth time in seven games this season and for the eighth time over their last 11 games.
- SDSU held its opponent to seven or less points in the first half for the sixth time in nine games.
- The Aztecs have a rushing touchdown in six straight games (8 total) and in 15 of their last 16 games.
- SDSU improved to 18-3 over its last 21 games when they recorded at least two rushing touchdowns.
- The Aztecs improved to 8-1 over the last nine games when outrushing their opponent.

Pumphrey Powers Aztecs Past Spartans, 30-7

SAN JOSE, Calif. - Donnell Pumphrey finished with 207 yards from scrimmage and two touchdowns and San Diego State added impressive performances on defense and special teams in a convincing 30-7 victory over San José State Saturday night at Spartan Stadium. The win gives the Aztecs (4-3, 3-0 Mountain West) their third consecutive victory and a two-game lead in the loss column in the West Division of the MW.

Pumphrey rushed for 152 yards and one touchdown while adding three catches for 55 yards and another score to lead a balanced SDSU offensive effort. It was his third straight 100-yard rushing game and 17th of his career, the second most in MW history.

Pumphrey scored on a 13-yard run in the first quarter and later on a 38-yard pass from Maxwell Smith early in the second to put San Diego State up, 14-0.

The Spartans (3-4, 2-2 MW) took advantage of three Aztec penalties - two personal fouls and an unsportsmanlike conduct - on its ensuing drive, culminating in a 1-yard sneak by quarterback Kenny Potter with 4:27 left in the first half. SDSU ended the scoring in the first half when Donny Hageman nailed a 31-yard field goal attempt with just 18 seconds left giving San Diego State a 17-7 lead at intermission.

Damontae Kazee got the Aztecs back into business early in the third quarter when he intercepted a Potter pass at the San José State 33-yard line. Seven plays later, Hageman made his second of three field goals on the night, this time from 25 yards to give SDSU a 20-7 advantage.

Potter was picked off once again on the Spartans' second play of their next drive, this time by defensive end Alex Barrett. Chase Price followed with a 15-yard rush and a 1-yard touchdown score, putting San Diego State up, 27-7, early in the third quarter.

The Aztecs made it five straight drives with a score as Hageman converted a 39-yard field goal, ending an 11-play, 54-yard march, for the final points of the contest.

For the game, SDSU held SJSU to just 148 total yards, San José State's fewest in a game since putting up 121 at USC on Sept. 5, 2009, tied for the fifth fewest in a game since 1996 and tied for the second fewest in a home game since 1996. Additionally, the Spartans' 113 passing yards was their third fewest in a home game since 1996.

It was the 10th straight conference game that San Diego State held an opponent below 400 yards of total offense and the fourth consecutive contest that the Aztecs held an opponent under 100 yards rushing.

The SDSU defense finished with 11 tackles for loss, four sacks, two forced fumbles, two interceptions and two pass breakups, led by Calvin Munson. Munson recorded his second straight double-digit tackle game, compiling 10 tackles, three sacks, four tackles for loss and a forced fumble. He became the first San Diego State player with four tackles for loss in a game since 2004 and the first with three sacks since 2010.

Kazee added nine tackles (seven solo), a tackle for loss and his fifth interception of the season, while Malik Smith came up with seventh stops, a TFL and a forced fumble.

Maxwell Smith threw for 144 yards and the 38-yard touchdown pass to Pumphrey, connecting on 10 of his 14 pass attempts. He completed his first eight passes in the game and stretched his consecutive pass attempts without an interception to 100. It was the fifth straight game that the Aztecs did not throw an interception, the program's longest streak in their Division I history (since 1969).

Hageman's matched his career high with three field goals for the fifth time of his career, while all three of Tanner Blain's punts landed inside the 20-yard line, including two inside the 10.

Chase Price added 47 yards on the ground on 10 attempts (4.7 avg.) and had two catches for 13 yards.

▶▶ SCORING SUMMARY

Qtr	Time	Team	Scoring Play	Plays	TOP	Score
1st	9:02	SDSU	Pumphrey 13-yd run	4-37	1:37	7-0
2nd	11:38	SDSU	Pumphrey 38-yd pass from Max. Smith	4-69	2:14	14-0
2nd	4:27	SJSU	Potter 1-yd run	15-75	7:11	14-7
2nd	0:18	SDSU	Hageman 31-yd field goal	9-46	4:03	17-7
3rd	11:02	SDSU	Hageman 25-yd field goal	7-25	2:41	20-7
3rd	9:48	SDSU	Price 1-yd run	2-16	0:33	27-7
3rd	8:15	SDSU	Hageman 39-yd field goal	11-54	5:42	30-7

INDIVIDUAL STATISTICS

▶▶ SAN DIEGO STATE

Rushing	Att	Yds	TD	Long	Avg
Pumphrey	20	152	1	20	7.6
Price	10	47	1	15	4.7
Gordon	3	13	0	11	4.3
Penny	5	11	0	4	2.2
Holder	1	8	0	8	8.0
Stamps	6	7	0	5	1.2
Team	1	-1	0	-1	-1.0
Smith, Max.	2	-4	0	6	-2.0
<b>Totals</b>	<b>22</b>	<b>12</b>	<b>0</b>	<b>11</b>	<b>0.5</b>

Passing	C-A-I	Yds	TD	Long	Sack
Smith, Max.	10-14-0	144	1	38	1
<b>Totals</b>	<b>10-14-0</b>	<b>144</b>	<b>1</b>	<b>38</b>	<b>1</b>

Receiving	No.	Yds	TD	Long
Pumphrey	3	55	1	38
Holder	2	38	0	28
Hazely	2	36	0	23
Price	2	13	0	8
Brunskill	1	2	0	2
<b>Totals</b>	<b>10</b>	<b>144</b>	<b>1</b>	<b>38</b>

▶▶ SAN JOSÉ STATE

Rushing	Att	Yds	TD	Long	Avg
Roberson	5	41	0	17	8.2
Ervin	17	22	0	8	1.3
Team	1	-1	0	-1	-1.0
Potter	12	-27	1	6	-2.2
<b>Totals</b>	<b>35</b>	<b>35</b>	<b>1</b>	<b>17</b>	<b>1.0</b>

Passing	C-A-I	Yds	TD	Long	Sack
Potter	14-24-2	113	0	35	4
<b>Totals</b>	<b>14-24-2</b>	<b>113</b>	<b>0</b>	<b>35</b>	<b>4</b>

Receiving	No.	Yds	TD	Long
Winston	3	30	0	16
Ervin	3	-1	0	6
Roberson	2	39	0	35
Wilson	2	22	0	11
Kearney	2	12	0	6
Crawley	2	11	0	8
<b>Totals</b>	<b>14</b>	<b>113</b>	<b>0</b>	<b>35</b>

Game 8

UTAH STATE	0	7	7	0	-	14
SAN DIEGO STATE	17	17	0	14	-	48

Oct. 23 | Qualcomm Stadium | San Diego, Calif. | 7:32 p.m. PT | Attendance: 25,898



TEAM STATISTICS

	USU	SDSU
<b>FIRST DOWNS</b>	<b>16</b>	<b>19</b>
Rushing	8	12
Passing	4	4
Penalty	4	3
<b>NET YARDS RUSHING</b>	<b>144</b>	<b>336</b>
Rushing Attempts	36	61
Average Per Rush	4.0	5.5
Rushing Touchdowns	1	5
Yards Gained Rushing	159	356
Yards Lost Rushing	15	20
<b>NET YARDS PASSING</b>	<b>95</b>	<b>93</b>
Completions-Attempts-Int	9-20-1	6-10-0
Average Per Attempt	4.8	9.3
Average Per Completion	10.6	15.5
Passing Touchdowns	1	1
<b>TOTAL OFFENSE YARDS</b>	<b>239</b>	<b>429</b>
Total offense plays	56	71
Average Gain Per Play	4.3	6.0
<b>Fumbles: Number-Lost</b>	<b>4-3</b>	<b>0-0</b>
<b>Penalties: Number-Yards</b>	<b>5-55</b>	<b>6-60</b>
<b>PUNTS-YARDS</b>	<b>6-260</b>	<b>5-179</b>
Average Yards Per Punt	43.3	35.8
Net Yards Per Punt	43.3	34.4
Inside 20	3	2
50+ Yards	2	0
Touchbacks	0	0
Fair catch	4	3
<b>KICKOFFS-YARDS</b>	<b>3-177</b>	<b>9-567</b>
Average Yards Per Kickoff	59.0	63.0
Net Yards Per Kickoff	36.3	42.1
Touchbacks	1	4
<b>Punt returns: Number-Yards-TD</b>	<b>2-7-0</b>	<b>0-0-0</b>
Average Per Return	3.5	0.0
<b>Kickoff returns: Number-Yds-TD</b>	<b>4-88-0</b>	<b>2-43-0</b>
Average Per Return	22.0	21.5
<b>Interceptions: Number-Yds-TD</b>	<b>0-0-0</b>	<b>1-8-0</b>
<b>Fumble Returns: Number-Yds-TD</b>	<b>0-0-0</b>	<b>0-0-0</b>
<b>Miscellaneous Yards</b>	<b>0</b>	<b>0</b>
<b>Possession Time</b>	<b>22:45</b>	<b>37:15</b>
1st Quarter	5:58	9:02
2nd Quarter	5:16	9:44
3rd Quarter	6:36	8:24
4th Quarter	4:55	10:05
<b>Third-Down Conversions</b>	<b>3 of 11</b>	<b>8 of 16</b>
<b>Fourth-Down Conversions</b>	<b>1 of 2</b>	<b>0 of 0</b>
<b>Red-Zone Scores-Chances</b>	<b>0-1</b>	<b>7-8</b>
Touchdowns	0-1	5-8
Field goals	0-1	2-8
<b>Sacks By: Number-Yards</b>	<b>1-8</b>	<b>1-6</b>
<b>PAT Kicks</b>	<b>2-2</b>	<b>6-6</b>
<b>Field Goals</b>	<b>0-0</b>	<b>2-3</b>
<b>Points off turnovers</b>	<b>0</b>	<b>17</b>

▶▶ GAME NOTES

- Big Notes**
- San Diego State improved to 4-0 in MW play, the school's first 4-0 league start in the 17-year history of the MW and first since 1993 WAC campaign.
  - The Aztecs are 4-0 in league play for the fourth time in 48 seasons at the Division I level (1972, 1974, 1993 and 2015).
  - Through four games in MW play, San Diego State is outscoring its opponents, 127-42.
  - SDSU won its 14th straight home game against unranked conference opponents. That is the third-longest active streak in the country among teams currently in a league (Clemson 23 and Alabama 15).
  - San Diego State won its eighth consecutive conference home game dating back to Oct. 26, 2013. It is the longest streak since a nine-game streak from 1972-75.
  - SDSU won its fourth consecutive game, its longest win streak since a four-game win streak from Nov. 2-23, 2013.
  - Under head coach Rocky Long, SDSU improved to 5-1 when having less than seven days of preparation for a game.
  - San Diego State improved to 6-1 against the Mountain Division of the Mountain West since the inception of the two division format (the rest of the West Division is 13-25 vs. the Mountain Division).
  - San Diego State won its 17th straight game when rushing for at least 200 yards and is now 25-2 in the Rocky Long era when reaching 200-plus yards.
  - SDSU broke 200 yards rushing for the fourth straight game for the first time since Oct. 14-Nov. 4, 1995.
  - San Diego State rushed for 336 yards, the most allowed by Utah State since Oct. 30, 2010 and the ninth-most since 1996.
  - The Aztecs had 17-plus points in both the first and second quarter for the first time in their Division I history (since 1969).

San Diego State Powers Past Utah State, 48-14

**SAN DIEGO** - In a battle between the MW's only unbeaten teams in league play, Donnel Pumphrey rushed for 181 yards and two touchdowns, and San Diego State forced four turnovers in a 48-14 victory over Utah State on Oct. 23.

After a punt of their opening drive, the Aztecs (5-3, 4-0 MW) scored on each of their next six possessions to open up a commanding 34-7 lead at halftime. After a Aggie (4-3, 3-1 MW) touchdown run in the third quarter, SDSU tacked on two more running scores in the fourth quarter to hand USU its largest margin of defeat since a 36-point setback at No. 9 Boise State (50-14) on Dec. 4, 2010.

Against a team that came into the game ranked sixth (90.8) in FBS in rush defense, San Diego State rushed for 218 in the first half and 336 total. It was the most rushing yards allowed by Utah State since 2010 and ninth most allowed since 1996.

The Aztecs scored five rushing touchdowns in all, including runs of 4 and 62 yards by Pumphrey in the second quarter, quarterback Maxwell Smith (1 yard) in the first quarter, and Rashaad Penny (7 yards) and Chase Price (1 yard) in the fourth quarter.

Smith added an 18-yard touchdown pass to Mikah Holder to get SDSU on the scoreboard. Smith now has a rushing touchdown, passing touchdown and receiving touchdown on the season. He finished 6-for-10 for 93 yards and the touchdown and stretched his pass attempts without an interception to 111.

Chase Price had 97 yards on the ground as San Diego State opened up a two-game cushion in the West Division of the MW and is the only undefeated league team remaining.

After trading 3 and outs, the Aztecs finished a 7 play, 78-yard drive when Smith found Holder in the end zone for the 7-0 lead. Alex Barrett then sacked Utah State quarterback Kent Myers and knocked the ball loose before Calvin Munson pounced on it. Price then ran the ball 13 yards to the Aggie 1, setting up Smith's first career rushing touchdown.

SDSU forced another 3 and out and used up 4:37 of the clock on 10 plays over 45 yards before Donny Hageman converted a 41-yard field goal, making it 17-0 San Diego State in the first quarter.

USU threatened to get on the scoreboard, getting all the way to the Aztec 17 before Myers' pass was intercepted by Malik Smith and returned eight yards to the Utah State 23. SDSU capitalized with an 11-play, 77-yard drive over 6:04, ending with a 4-yard TD run by Pumphrey and making it 24-0 San Diego State.

The Aggies finally got on the scoreboard with 5:14 left in the second quarter when Myers found Hunter Sharp for a 45-yard touchdown pass.

The Aztecs answered with a 62-yard touchdown run by Pumphrey on the second play of the drive, giving SDSU a 31-7 lead.

On USU's first play of its ensuing drive, Jake Fely forced a fumble on a quarterback keeper by Myers and Jon Sanchez recovered it on the Utah State 22. San Diego State got to the Aggie 4, but had to settle for a 21-yard field goal by Hageman, making it 34-7 Aztecs at the half. It was the first time in SDSU's Division I history (since 1969) that it scored 17-plus points in each of the first two quarters.

USU tried to make a game of it in the second half, scoring on its opening drive on a 26-yard run by Davante Mays.

The score would remain 34-14 SDSU until Price capped an 8-play, 59-yard drive with a 1-yard touchdown with 8:47 left in the fourth quarter. Penny scored his first career rushing TD on San Diego State's next drive from seven yards out, rounding out the scoring and giving the Aztecs their most points in a game (48) since scoring 49 in the 2013 Famous Idaho Potato Bowl win over Buffalo.

>>> SCORING SUMMARY

Qtr	Time	Team	Scoring Play	Plays	TOP	Score
1st	9:35	SDSU	Holder 18-yd pass from Smith (Hageman kick)	7-78	2:27	7-0
1st	8:52	SDSU	Smith 1-yd run (Hageman kick)	2-14	0:33	14-0
1st	2:53	SDSU	Hageman 41-yd field goal	10-45	4:37	17-0
2nd	6:51	SDSU	Pumphrey 4-yd run (Hageman kick)	11-77	6:04	24-0
2nd	5:14	USU	Sharp 45-yd pass from Myers (Warren kick)	4-73	1:37	24-7
2nd	4:36	SDSU	Pumphrey 62-yd run (Hageman kick)	2-67	0:39	31-7
2nd	1:29	SDSU	Hageman 21-yd field goal	6-18	3:02	34-7
3rd	12:17	USU	Mays 26-yd run (Warren kick)	6-65	2:43	34-14
4th	8:47	SDSU	Price 1-yd run (Hageman kick)	8-59	3:55	41-14
4th	5:04	SDSU	Penny 7-yd run (Hageman kick)	6-28	3:04	48-14

INDIVIDUAL STATISTICS

>>>UTAH STATE

Rushing	Att	Yds	TD	Long	Avg
Mays	15	88	1	26	5.9
Myers	11	22	0	16	2.0
Hervey	4	18	0	7	4.5
Hunt	6	16	0	6	2.7
<b>Totals</b>	<b>36</b>	<b>144</b>	<b>1</b>	<b>26</b>	<b>4.0</b>

Passing	C-A-I	Yds	TD	Long	Sack
Myers	8-19-1	93	1	45	1
Hobbs	1-1-0	2	0	2	0
<b>Totals</b>	<b>9-20-1</b>	<b>95</b>	<b>1</b>	<b>45</b>	<b>1</b>

Receiving	No.	Yds	TD	Long
Sharp	4	63	1	45
Hunt	1	11	0	11
Roberts	1	11	0	11
Williams	1	5	0	5
Rodriguez	1	3	0	3
Lindsey	1	2	0	2
<b>Totals</b>	<b>9</b>	<b>95</b>	<b>1</b>	<b>45</b>

>>>SAN DIEGO STATE

Rushing	Att	Yds	TD	Long	Avg
Pumphrey	23	181	2	62	7.9
Price	21	97	1	15	4.6
Penny	10	38	1	12	3.8
Gordon	3	18	0	9	6.0
Stamps	2	9	0	5	4.5
Smith	2	-7	1	1	-3.5
<b>Totals</b>	<b>61</b>	<b>356</b>	<b>5</b>	<b>62</b>	<b>5.5</b>

Passing	C-A-I	Yds	TD	Long	Sack
Smith	6-10-0	93	1	34	1
<b>Totals</b>	<b>6-10-0</b>	<b>93</b>	<b>1</b>	<b>34</b>	<b>1</b>

Receiving	No.	Yds	TD	Long
Hazely	3	35	0	26
Gordon	1	34	0	34
Holder	1	18	1	18
Judge	1	6	0	6
<b>Totals</b>	<b>6</b>	<b>93</b>	<b>1</b>	<b>34</b>

Game 9

SAN DIEGO STATE	7	6	14	14	-	41
COLORADO STATE	7	3	0	7	-	17

Oct. 31 | Hughes Stadium | Fort Collins, Colo. | 1:34 p.m. MT | Attendance: 18,125



TEAM STATISTICS

	SDSU	CSU
<b>FIRST DOWNS</b>	21	22
Rushing	9	8
Passing	9	10
Penalty	3	4
<b>NET YARDS RUSHING</b>	276	163
Rushing Attempts	47	33
Average Per Rush	5.9	4.9
Rushing Touchdowns	3	0
Yards Gained Rushing	289	174
Yards Lost Rushing	13	11
<b>NET YARDS PASSING</b>	180	205
Completions-Attempts-Int	11-14-0	17-28-3
Average Per Attempt	12.9	7.3
Average Per Completion	16.4	12.1
Passing Touchdowns	1	2
<b>TOTAL OFFENSE YARDS</b>	456	368
Total offense plays	61	61
Average Gain Per Play	7.5	6.0
<b>Fumbles: Number-Lost</b>	1-0	1-1
<b>Penalties: Number-Yards</b>	5-61	7-78
<b>PUNTS-YARDS</b>	4-173	4-192
Average Yards Per Punt	43.2	48.0
Net Yards Per Punt	38.2	50.8
Inside 20	0	3
50+ Yards	1	2
Touchbacks	1	0
Fair catch	1	1
<b>KICKOFFS-YARDS</b>	7-455	4-262
Average Yards Per Kickoff	65.0	65.5
Net Yards Per Kickoff	42.1	39.0
Touchbacks	5	1
<b>Punt returns: Number-Yards-TD</b>	1--11-0	0-0-0
Average Per Return	-11.0	0.0
<b>Kickoff returns: Number-Yards-TD</b>	3-81-0	2-35-0
Average Per Return	27.0	17.5
<b>Interceptions: Number-Yards-TD</b>	3-71-1	0-0-0
<b>Fumble Returns: Number-Yards-TD</b>	0-0-0	0-0-0
<b>Miscellaneous Yards</b>	0	0
<b>Possession Time</b>	32:52	27:08
1st Quarter	6:29	8:31
2nd Quarter	9:53	5:07
3rd Quarter	6:53	8:07
4th Quarter	9:37	5:23
<b>Third-Down Conversions</b>	4 of 11	5 of 12
<b>Fourth-Down Conversions</b>	1 of 1	1 of 1
<b>Red-Zone Scores-Chances</b>	3-3	2-3
Touchdowns	2-3	2-3
Field goals	1-3	0-3
<b>Sacks By: Number-Yards</b>	0-0	0-0
<b>PAT Kicks</b>	5-5	2-2
<b>Field Goals</b>	2-2	1-1
<b>Points off turnovers</b>	10	0

▶▶ GAME NOTES

**Big Notes**

- SDSU finished 5-0 in a month for just the third time in the 93-year history of the program (also 5-0 in November 1923 and November 1969).
- SDSU won its fifth straight game overall, its longest streak since a seven-game winning streak to close out the 2012 regular season en route to the 19th conference championship in program history.
- Donnel Pumphrey rushed for 121 yards and two touchdowns on 20 carries, his fifth straight 100-yard rushing game, sixth of the year and 19th of his career. The five straight 100-yard rushing games ties the longest streak of his career and is tied for the fourth longest in program history. He also added a touchdown reception.
- With 121 rushing yards, Donnel Pumphrey surpassed 1,000 yards for the season for the second straight year. He is one of just five players in school history with multiple career 1,000-yard rushing seasons.
- Donnel Pumphrey also passed Larry Ned (3,562 yards) into second place on the school's all-time rushing list. Pumphrey now has 3,650 yards, which only trails Marshall Faulk's 4,589 yards.
- San Diego State now has a 1,000-yard rusher in six straight seasons for the first time in program history.
- SDSU broke 200 yards rushing for the fifth straight game for the first time in its Division I history (since 1969).
- SDSU trailed, 10-7, in the second quarter for the first time since in a MW game since the third quarter of the Nov. 21, 2014 game against Air Force. That was a total of 344 minutes, 25 seconds (344:25) in between trailing points.
- San Diego State trailed only 5:26 in the game and have led for 98.59 percent (383:13) of the time in conference games since Nov. 21, 2014 vs. Air Force.

Aztecs Blow Past Colorado State, 41-17

FORT COLLINS, Colo. - Donnel Pumphrey rushed for two touchdowns and caught a third and San Diego State forced four turnovers for a second straight game in a 41-17 victory over Colorado State on Oct. 31 in Fort Collins, Colo.

The win was the fifth straight for the Aztecs (6-3, 5-0 Mountain West), who have outscored the opposition, 168-59, over the stretch.

Pumphrey scored on runs of 1 and 64 yards, and caught a 32-yard touchdown pass from Maxwell Smith as SDSU outscored the Rams (3-5, 1-3 MW), 34-7 over the final 38 minutes, 48 seconds of the game.

Down, 10-7, when Wyatt Bryan connected on a 44-yard field goal, San Diego State tied it as Donny Hageman nailed a 20-yard field goal with 3:22 left in the second quarter.

Later in the quarter, after the Aztecs were forced to punt it, CSU started with the ball with just 22 seconds left in the half. Colorado State completed a 14-yard pass to the SDSU 48 and called a timeout. On the Rams' next play, San Diego State Warrior (safety) Kameron Kelly picked off quarterback Nick Stevens and returned it back to the SDSU 48 with just eight seconds remaining.

Smith then found a wide-open Pumphrey, who ran it 15 yards to the CSU 37 and quickly fell down and called a timeout, setting up a 54-yard field goal attempt for Hageman. Hageman drilled it through the uprights, tying a career-long make and giving the Aztecs a 13-10 lead at the half.

After forcing Colorado State to a 3 and out on the opening drive of the third quarter, SDSU punctuated a 13-play, 89-yard drive with a 32-yard pass from Smith to Pumphrey to put San Diego State up, 20-10.

The Aztecs made it 27-10 on the Rams' next drive when Damontae Kazee picked off Stevens and returned it 55 yards for his first career touchdown.

CSU responded with a 9-play, 75-yard drive, culminating with a 14-yard touchdown pass from Stevens to Danny Nwosu to make it a 10-point game early in the fourth quarter.

It took only two plays for SDSU to answer as Pumphrey ran for 11 yards and then 64 yards into the end zone for his third score of the game and a 34-17 advantage.

San Diego State capped the scoring for the game on its next possession as Chase Price rumbled into the end zone from 16 yards out. The Aztecs had 81 yards on the drive, all via the ground, including 50 from fullback Dakota Gordon and 31 from Price.

Pumphrey finished with 168 total yards - 121 rushing and 47 receiving - and three overall touchdowns (two rushing) in the game. It was his fifth straight 100-yard rushing game and 19th of his career. In game he passed Larry Ned into second place on the school's all-time rushing list and broke 1,000 yards for the season for the second straight year.

Three other SDSU players had 50-plus running yards, including 54 by Rashaad Penny (nine carries), 50 by Price (12 rushes) and 50 by Gordon (four attempts).

Smith, meanwhile, was 11-for-14 for 180 yards and a touchdown, with no interceptions for a seventh straight game. Smith finished with a season-best pass efficiency rating of 210.14 and stretched his streak to 125 passes without an interception.

Mikah Holder led a group of four San Diego State players with two catches, including a team-high 72 receiving yards. J.J. Whittaker had a team-high eight tackles, while Kazee recorded seven stops (five solo), a 55-yard interception returned for a touchdown and a forced fumble in the end zone, keeping Colorado State off the scoreboard on its opening drive of the game. Na'im McGee added seven tackles and two pass breakups.

>>> SCORING SUMMARY

Qtr	Time	Team	Scoring Play	Plays	TOP	Score
1st	11:34	SDSU	Pumphrey 1-yd run	7-59	3:26	7-0
1st	0:00	CSU	Higgins 35-yd pass from Stevens	5-80	2:24	7-7
2nd	8:48	CSU	Bryan 44-yd field goal	8-53	3:45	7-10
2nd	3:22	SDSU	Hageman 20-yd field goal	10-83	5:21	10-10
2nd	0:00	SDSU	Hageman 54-yd field goal	2-15	0:08	13-10
3rd	6:12	SDSU	Pumphrey 32-yd pass from Smith	13-89	6:53	20-10
3rd	3:34	SDSU	Kazee 55-yd interception return	0-0	0:00	27-10
4th	14:51	CSU	Nwosu 14-yd pass from Stevens	9-75	3:43	27-17
4th	14:10	SDSU	Pumphrey 64-yd run	2-75	0:41	34-17
4th	7:55	SDSU	Price 16-yd run	7-81	4:06	41-17

INDIVIDUAL STATISTICS

>>> SAN DIEGO STATE

Rushing	Att	Yds	TD	Long	Avg
Pumphrey	29	121	2	64	6.1
Penny	9	54	0	19	6.0
Gordon	4	50	0	45	12.5
Price	12	50	1	16	4.2
Smith, Max.	1	3	0	3	3.0
Team	1	-2	0	0	-2.0
<b>Totals</b>	<b>47</b>	<b>276</b>	<b>3</b>	<b>64</b>	<b>5.9</b>

Passing	C-A-I	Yds	TD	Long	Sack
Smith, Max.	11-14-0	180	1	43	0
<b>Totals</b>	<b>11-14-0</b>	<b>180</b>	<b>1</b>	<b>43</b>	<b>0</b>

Receiving	No.	Yds	TD	Long
Holder	2	72	0	43
Pumphrey	2	47	1	32
Brunskill	2	20	0	12
Hazely	2	17	0	11
Gordon	1	15	0	15
Price	1	5	0	5
Wells	1	4	0	4
<b>Totals</b>	<b>11</b>	<b>180</b>	<b>1</b>	<b>43</b>

>>> COLORADO STATE

Rushing	Att	Yds	TD	Long	Avg
Matthews	9	68	0	35	7.6
Oden	13	51	0	9	3.9
Leonard	2	15	0	8	7.5
Dawkins	7	14	0	10	2.0
Clyburn	1	13	0	13	13.0
Thompson	1	2	0	2	2.0
<b>Totals</b>	<b>33</b>	<b>163</b>	<b>0</b>	<b>35</b>	<b>4.9</b>

Passing	C-A-I	Yds	TD	Long	Sack
Stevens	17-26-3	205	2	35	0
Key	0-2-0	0	0	0	0
<b>Totals</b>	<b>17-28-3</b>	<b>205</b>	<b>2</b>	<b>35</b>	<b>0</b>

Receiving	No.	Yds	TD	Long
Higgins	5	75	1	35
Dawkins	3	3	0	4
Hansley	2	36	0	20
Nwosu	2	20	1	14
Vaden	1	32	0	32
Walker	1	15	0	15
Matthews	1	11	0	11
Williams	1	9	0	9
Fa'apito	1	4	0	4
<b>Totals</b>	<b>17</b>	<b>205</b>	<b>2</b>	<b>35</b>

Game 10

WYOMING	0	0	0	3	-	3
SAN DIEGO STATE	14	7	3	14	-	38

Nov. 14 | Qualcomm Stadium | San Diego, Calif. | 7:39 p.m. PT | Attendance: 36,688



TEAM STATISTICS

	WYO	SDSU
<b>FIRST DOWNS</b>	<b>12</b>	<b>25</b>
Rushing	5	17
Passing	5	4
Penalty	2	4
<b>NET YARDS RUSHING</b>	<b>62</b>	<b>293</b>
Rushing Attempts	32	53
Average Per Rush	1.9	5.5
Rushing Touchdowns	0	2
Yards Gained Rushing	98	321
Yards Lost Rushing	36	28
<b>NET YARDS PASSING</b>	<b>129</b>	<b>138</b>
Completions-Attempts-Int	9-21-2	12-19-0
Average Per Attempt	6.1	7.3
Average Per Completion	14.3	11.5
Passing Touchdowns	0	3
<b>TOTAL OFFENSE YARDS</b>	<b>191</b>	<b>431</b>
Total offense plays	53	72
Average Gain Per Play	3.6	6.0
<b>Fumbles: Number-Lost</b>	<b>1-1</b>	<b>2-2</b>
<b>Penalties: Number-Yards</b>	<b>7-63</b>	<b>3-40</b>
<b>PUNTS-YARDS</b>	<b>7-256</b>	<b>3-123</b>
Average Yards Per Punt	36.6	41.0
Net Yards Per Punt	35.9	42.0
Inside 20	1	0
50+ Yards	0	0
Touchbacks	0	0
Fair catch	1	0
<b>KICKOFFS-YARDS</b>	<b>2-123</b>	<b>7-435</b>
Average Yards Per Kickoff	61.5	62.1
Net Yards Per Kickoff	36.5	44.9
Touchbacks	0	0
<b>Punt returns: Number-Yards-TD</b>	<b>1--3-0</b>	<b>2-5-0</b>
Average Per Return	-3.0	2.5
<b>Kickoff returns: Number-Yds-TD</b>	<b>5-121-0</b>	<b>2-50-0</b>
Average Per Return	24.2	25.0
<b>Interceptions: Number-Yds-TD</b>	<b>0-0-0</b>	<b>2-20-0</b>
<b>Fumble Returns: Number-Yds-TD</b>	<b>2-5-0</b>	<b>0-0-0</b>
<b>Miscellaneous Yards</b>	<b>0</b>	<b>0</b>
<b>Possession Time</b>	<b>25:15</b>	<b>34:45</b>
1st Quarter	4:30	10:30
2nd Quarter	6:05	8:55
3rd Quarter	8:45	6:15
4th Quarter	5:55	9:05
<b>Third-Down Conversions</b>	<b>1 of 13</b>	<b>7 of 12</b>
<b>Fourth-Down Conversions</b>	<b>2 of 2</b>	<b>0 of 0</b>
<b>Red-Zone Scores-Chances</b>	<b>1-2</b>	<b>6-6</b>
Touchdowns	0-2	5-6
Field goals	1-2	1-6
<b>Sacks By: Number-Yards</b>	<b>2-11</b>	<b>5-32</b>
<b>PAT Kicks</b>	<b>0-0</b>	<b>5-5</b>
<b>Field Goals</b>	<b>1-1</b>	<b>1-1</b>
<b>Points off turnovers</b>	<b>0</b>	<b>14</b>

▶▶ GAME NOTES

**Big Notes**

- The Aztecs became bowl eligible for a sixth straight year (SDSU has made a bowl game in each of the previous five seasons).
- SDSU has now won four straight games by 23 or more points, which is the longest streak in the nation (Louisiana Tech - 3).
- The Aztecs have now won six straight games by 10 or more points, which pulls them into a first-place tie nationally with Clemson and Arkansas State.
- San Diego State won its sixth consecutive game, its longest streak since a seven-game winning streak to close out the 2012 regular season en route to the 19th conference championship in program history.
- The Aztecs won their eighth straight conference game, their longest streak since a nine-game streak from Oct. 6, 2012-Oct. 10, 2013. SDSU is outscoring the opposition 274-83 over that stretch.
- San Diego State won its ninth consecutive home conference game for the first time since Oct. 7, 1972-Oct. 4, 1975.
- The Aztecs improved to 8-1 (.889) against the Mountain Division of the Mountain West since the inception of the two division format (the rest of the West Division is 13-28 (.317) vs. the Mountain Division).
- The Aztecs won their 15th straight home game against an unranked conference opponent.
- SDSU held its 13th straight conference opponent below 400 yards of total offense.
- SDSU had multiple 100-yard rushers (Donnel Pumphrey and Chase Price) for the 20th time in program history and is now 19-1 when that occurs.
- Donnel Pumphrey rushed for 140 yards on 29 carries, his sixth straight 100-yard rushing game, seventh of the year and 20th of his career. The six straight 100-yard rushing games is tied with Ronnie Hillman (Nov. 27, 2010-Sept 24, 2011) for the third-longest streak in program history.

Aztecs Run Past Wyoming, 38-3

**SAN DIEGO** - Chase Price ran for 152 yards and two touchdowns, and Donnel Pumphrey had his sixth straight 100-yard rushing game with 140 yards to lead San Diego State to a 38-3 win over Wyoming on Nov. 14 at Qualcomm Stadium. The victory made the Aztecs (7-3, 6-0 MW) bowl eligible for a sixth consecutive season.

Maxwell Smith threw three touchdown passes, including two to Mikah Holder, as SDSU outgained the Cowboys (1-10, 1-6 MW) by over 240 yards (431-191) with a 231-yard advantage on the ground (293-62).

It was the sixth straight win for San Diego State - all by double-digits - and fourth consecutive triumph by at least 23 points.

The Aztecs scored the first 24 points of the game before UW got on the scoreboard with a 31-yard field goal with 13:30 left in the fourth quarter. Wyoming had twice kept the drive going by successfully converting back-to-back fourth-down attempts, but settled for the field goal and its only points of the game.

SDSU answered with a 2-yard touchdown pass from Smith to Daniel Brunskill on its ensuing drive and, after Malik Smith picked off Cameron Coffman at the San Diego State 1-yard line, tacked on another score, a 2-yard run by Price for the final points of the contest. On the Price scoring drive, he had all 89 yards on the ground, starting with a 20-yard scamper and a career-long 56-yard jaunt.

Price got the Aztecs on the scoreboard with a 4-yard touchdown run on their second drive of the game. After forcing the Cowboys to punt, SDSU got the ball back and went to work, grinding out 79 yards on 10 plays over 4:44, culminating with a 7-yard pass by Smith to Holder.

The score would remain 14-0 until late in the second quarter when a Tanner Blain punt was muffed by UW's Andrew Wingard and recovered by San Diego State long snapper Jeff Overbaugh at the Wyoming 24. Four plays later, Smith found Holder again from four yards out, giving the Aztecs a 21-0 lead at the half.

Donny Hageman hit a 26-yard field goal midway through the third quarter for SDSU's other points, setting up Wyoming's lone score (the 31-yard field goal).

San Diego State had multiple 100-yard rushers for the 20th time in program history with Price gaining his 152 yards and two touchdowns on 17 attempts (8.9 avg.) and Pumphrey rushing for 140 on 29 carries (4.8 avg.).

Smith was 12-for-19 for 138 yards and an Aztec-high three touchdown passes. It was his third career game with at least three touchdown passes and first since Sept. 7, 2013 when he was at Kentucky. He has now gone 144 passes without throwing an interception.

Defensively, SDSU racked up a season-high five sacks after recording just two over its last two games combined to go along with 10 tackles for loss, five pass breakups and two interceptions. Additionally, San Diego State limited the Cowboys to just a 1-for-13 effort on third-down attempts.

Alex Barrett had a career-high three tackles for loss and tied a best with two sacks, while Calvin Munson had a team-high seven stops. J.J. Whittaker joined Smith with an interception (each for 10 yards).

The Aztecs won for the sixth consecutive game overall, their longest streak since a seven-game winning streak to close out the 2012 regular season en route to capturing their 19th conference championship in program history. It was also the eighth straight conference win for SDSU, the ninth consecutive home conference victory and 15th straight home win against an unranked conference opponent.

>>> SCORING SUMMARY

Qtr	Time	Team	Scoring Play	Plays	TOP	Score
1st	7:39	SDSU	Price 4-yd run (Hageman kick)	7-57	3:36	7-0
1st	0:09	SDSU	Holder 7-yd pass from Smith (Hageman kick)	10-79	4:40	14-0
2nd	0:29	SDSU	Holder 4-yd pass from Smith (Hageman kick)	4-24	1:15	21-0
3rd	4:50	SDSU	Hageman 26-yd field goal	12-70	5:03	24-0
4th	13:30	WYO	Bailey 31-yd field goal	13-56	6:20	24-3
4th	8:33	SDSU	Brunskill 2-yd pass from Smith (Hageman kick)	10-67	4:57	31-3
4th	3:02	SDSU	Price 2-yd run (Hageman kick)	6-89	3:12	38-3

INDIVIDUAL STATISTICS

>>> WYOMING

Rushing	Att	Yds	TD	Long	Avg
Hill	20	72	0	11	3.6
Overstreet	2	11	0	9	5.5
Tapscott	2	6	0	4	3.0
Smith	2	1	0	2	0.5
Coffman	6	-28	0	4	-4.7
<b>Totals</b>	<b>32</b>	<b>62</b>	<b>0</b>	<b>11</b>	<b>1.9</b>

Passing	C-A-I	Yds	TD	Long	Sack
Coffman	9-21-2	129	9	30	5
<b>Totals</b>	<b>9-21-2</b>	<b>129</b>	<b>9</b>	<b>30</b>	<b>5</b>

Receiving	No.	Yds	TD	Long
Maulhardt	5	107	0	30
Price	2	18	0	10
Mayfield	2	4	0	5
<b>Totals</b>	<b>9</b>	<b>129</b>	<b>0</b>	<b>30</b>

>>> SAN DIEGO STATE

Rushing	Att	Yds	TD	Long	Avg
Price	17	152	2	56	8.9
Pumphrey	29	140	0	28	4.8
Gordon	2	8	0	5	4.0
Penny	1	6	0	6	6.0
Team	2	-2	0	0	-1.0
Smith	2	-11	0	0	-5.5
<b>Totals</b>	<b>5</b>	<b>293</b>	<b>2</b>	<b>56</b>	<b>5.5</b>

Passing	C-A-I	Yds	TD	Long	Sack
Smith	12-19-0	138	3	34	2
<b>Totals</b>	<b>12-19-0</b>	<b>138</b>	<b>3</b>	<b>34</b>	<b>2</b>

Receiving	No.	Yds	TD	Long
Holder	3	36	2	25
Pumphrey	3	29	0	11
Hazely	3	24	0	10
Judge	1	34	0	34
Gordon	1	13	0	13
Brunskill	1	2	1	2
<b>Totals</b>	<b>12</b>	<b>138</b>	<b>3</b>	<b>34</b>

Game 11

<b>SAN DIEGO STATE</b>	<b>14</b>	<b>17</b>	<b>14</b>	<b>7</b>	<b>-</b>	<b>52</b>
<b>UNLV</b>	<b>0</b>	<b>0</b>	<b>14</b>	<b>0</b>	<b>-</b>	<b>14</b>

Nov. 21 | Sam Boyd Stadium | Las Vegas, Nev. | 7:39 p.m. MT | Attendance: 14,738



TEAM STATISTICS

	SDSU	UNLV
<b>FIRST DOWNS</b>	<b>20</b>	<b>18</b>
Rushing	11	5
Passing	8	10
Penalty	1	3
<b>NET YARDS RUSHING</b>	<b>286</b>	<b>80</b>
Rushing Attempts	48	32
Average Per Rush	6.0	2.5
Rushing Touchdowns	5	0
Yards Gained Rushing	287	119
Yards Lost Rushing	1	39
<b>NET YARDS PASSING</b>	<b>107</b>	<b>190</b>
Completions-Attempts-Int	11-18-0	18-35-2
Average Per Attempt	5.9	5.4
Average Per Completion	9.7	10.6
Passing Touchdowns	1	2
<b>TOTAL OFFENSE YARDS</b>	<b>393</b>	<b>270</b>
Total offense plays	66	67
Average Gain Per Play	6.0	4.0
<b>Fumbles: Number-Lost</b>	<b>0-0</b>	<b>3-2</b>
<b>Penalties: Number-Yards</b>	<b>6-70</b>	<b>3-14</b>
<b>PUNTS-YARDS</b>	<b>4-146</b>	<b>4-148</b>
Average Yards Per Punt	36.5	37.0
Net Yards Per Punt	31.8	20.5
Inside 20	1	0
50+ Yards	0	1
Touchbacks	0	0
Fair catch	2	1
<b>KICKOFFS-YARDS</b>	<b>8-501</b>	<b>2-78</b>
Average Yards Per Kickoff	62.6	39.0
Net Yards Per Kickoff	36.4	30.0
Touchbacks	0	0
<b>Punt returns: Number-Yards-TD</b>	<b>1-66-1</b>	<b>2-19-0</b>
Average Per Return	66.0	9.5
<b>Kickoff returns: Number-Yds-TD</b>	<b>1-18-0</b>	<b>8-210-0</b>
Average Per Return	18.0	26.2
<b>Interceptions: Number-Yds-TD</b>	<b>2-43-0</b>	<b>0-0-0</b>
<b>Fumble Returns: Number-Yds-TD</b>	<b>2-5-0</b>	<b>0-0-0</b>
Miscellaneous Yards	0	0
<b>Possession Time</b>	<b>32:56</b>	<b>27:04</b>
1st Quarter	8:43	6:17
2nd Quarter	7:53	7:07
3rd Quarter	6:05	8:55
4th Quarter	10:15	4:45
<b>Third-Down Conversions</b>	<b>5 of 10</b>	<b>5 of 14</b>
<b>Fourth-Down Conversions</b>	<b>1 of 1</b>	<b>1 of 4</b>
<b>Red-Zone Scores-Chances</b>	<b>7-7</b>	<b>2-3</b>
Touchdowns	6-7	2-3
Field goals	1-7	0-3
<b>Sacks By: Number-Yards</b>	<b>7-31</b>	<b>0-0</b>
<b>PAT Kicks</b>	<b>7-7</b>	<b>2-2</b>
Field Goals	1-1	0-0
<b>Points off turnovers</b>	<b>21</b>	<b>0</b>

▶▶ GAME NOTES

Big Notes

- SDSU scored its most points in a road game since scoring 55 at San Jose State on Oct. 4, 1969 and its most in any game since scoring 52 vs. Hawai'i on Oct. 6, 2012.
- The Aztecs improved to 7-0 in conference play for the first time in the program's 93 seasons.
- SDSU won its seventh consecutive game, matching its longest streak since a seven-game winning streak to end the 2012 regular season. It is the fifth-longest active win streak in the NCAA trailing only Clemson (14), Iowa (11), North Carolina (10) and Alabama (8).
- San Diego State won its ninth consecutive Mountain West game dating back to the 2014 campaign. It is the third-longest active streak in the nation, trailing only Navy (10) and Western Kentucky (10). It is the program's longest conference win streak since an eight-game streak from Oct. 6, 2012 through Oct. 10, 2013. During the nine-game conference winning streak, the Aztecs are outscoring the opposition, 326-97.
- San Diego State has won five straight game by at least 23 points, the longest active streak in FBS play.
- The Aztecs and Clemson are the only teams in the country that have gone 7-0 in their last seven games winning each game by at least 10 points.
- SDSU has won seven consecutive games by at least 14 points for the first time since an eight game streak in 1969-70 (final game of 1969 season and first seven of the 1970 campaign).
- SDSU won its fourth consecutive road game, which matches a streak it enjoyed during the 2013 campaign. San Diego State has matched its longest road winning streak since a six-game streak during the 1976-77 seasons.

SDSU Takes MW Title with a 52-14 Win at UNLV

LAS VEGAS - Hours after clinching the West Division of the Mountain West with a Nevada loss at Utah State, San Diego State defeated UNLV, 52-14, on Nov. 21 in Las Vegas.

The Aztecs (8-3, 7-0 MW) forced four turnovers, turning those into 21 points, and outrushed the Rebels (3-8, 2-5 MW) by more than 200 yards (286-80) en route to a seventh straight victory. The seven consecutive wins are fifth-longest active streak in FBS play.

Donnell Pumphrey rushed for 139 yards and two touchdowns, despite not playing the team's final four drives and 23 plays over 25 minutes, 39 seconds (25:39). It was his seventh straight 100-yard rushing game, which ranks in a tie for second among active FBS players and third in program history.

Rashaad Penny added 81 yards and a rushing touchdown on 18 attempts, while Chase Price had 54 yards on the ground and caught a 17-yard touchdown pass. Quarterback Maxwell Smith (3 yards) and fullback Dakota Gordon (1 yard) also rushed for touchdowns in SDSU's fifth straight win by at least 23 points, the longest active streak in FBS play.

San Diego State jumped out to a 31-0 lead at the half, scoring on five of its six drives (four touchdowns and a field goal) in the first 30.

Smith got the Aztecs on the scoreboard with a 3-yard run on their first possession of the game.

UNLV got into field goal range on its ensuing possession, but Randy Ricks sacked quarterback Kurt Palandech and the ball popped out to a waiting Jon Sanchez. SDSU capitalized with a 10-play, 49-yard drive, culminating with a 2-yard rushing score by Pumphrey.

After losing another fumble, the Rebels made it three straight drives with a turnover when Kameron Kelly picked off Palandech and returned it 15 yards to the San Diego State 40-yard line. Gordon capped an 8-play, 45-yard drive with a 1-yard rushing score, the first of his career, putting the Aztecs up, 21-0.

After UNLV failed on a fourth-and-2, SDSU got the ball back on its own 36-yard line. Pumphrey took San Diego State's first snap 60 yards to the Rebel 4 and then bounced outside for his second rushing touchdown of the game.

The Aztecs ended the scoring in the first half with a 29-yard field goal by Donny Hageman as time expired and a 31-0 advantage.

UNLV finally got on the scoreboard on its first possession of the second half when Palandech found Kendal Keys from 14 yards out.

After forcing a 3 and out for the second straight drive in the second half, the Rebels got the ball back with 10:39 in the third quarter. Palandech, however, was picked off by Parker Baldwin and returned 28 yards to the UNLV 21. Three plays later, Smith found Price on a screen for a 17-yard touchdown strike.

Damontae Kazee made it 45-7 SDSU when he returned a punt 66 yards back for his second touchdown in three weeks (also an interception return for a score a Colorado State).

The Rebels doubled their score with a 6-play, 58-yard drive over 2:45, ending with a 6-yard touchdown pass from Palandech to Xavier Campbell.

In the fourth quarter, Penny went to work with 13 rushes for 58 yards and a 2-yard catch, accounting for all of San Diego State's 60 yards, including a 3-yard touchdown and the final points of the game.

Smith passed for 107 yards and a touchdown, completing 11 of 17 attempts.

Calvin Munson paced a defense that had 12 tackles for loss and seven sacks with a team-high eight tackles.

>>> SCORING SUMMARY

Qtr	Time	Team	Scoring Play	Plays	TOP	Score
1st	10:21	SDSU	Smith 3-yd run (Hageman kick)	5-75	1:56	7-0
1st	1:40	SDSU	Pumphrey 2-yd run (Hageman kick)	10-49	5:31	14-0
2nd	8:31	SDSU	Gordon 1-yd run (Hageman kick)	8-45	3:55	21-0
2nd	4:43	SDSU	Pumphrey 4-yd run (Hageman kick)	2-64	0:38	28-0
2nd	0:00	SDSU	Hageman 29-yd field goal	10-50	3:07	31-0
3rd	12:14	UNLV	Keys 14-yd pass from Palandech (Bornand kick)	6-56	1:44	31-7
3rd	7:57	SDSU	Price 17-yd pass from Smith (Hageman kick)	3-21	0:47	38-7
3rd	5:26	SDSU	Kazee 66-yd punt return (Hageman kick)	0-0	0:00	45-7
3rd	2:41	UNLV	Campbell 6-yd pass from Palandech (Bornand kick)	6-58	2:38	45-14
4th	9:05	SDSU	Penny 3-yd run (Hageman kick)	14-60	8:29	52-14

INDIVIDUAL STATISTICS

>>> SAN DIEGO STATE

Rushing	Att	Yds	TD	Long	Avg
Pumphrey	14	139	2	60	9.9
Penny	18	81	1	13	4.5
Price	10	54	0	11	5.4
Gordon	3	6	1	3	2.0
Smith	2	4	1	3	2.0
Stamps	1	2	0	2	2.0
<b>Totals</b>	<b>48</b>	<b>287</b>	<b>5</b>	<b>60</b>	<b>6.0</b>

Passing	C-A-I	Yds	TD	Long	Sack
Smith, Max.	11-17-0	107	1	18	0
Team	0-1-0	0	0	0	0
<b>Totals</b>	<b>11-18-0</b>	<b>107</b>	<b>1</b>	<b>18</b>	<b>8</b>

Receiving	No.	Yds	TD	Long
Keys	2	30	1	17
Hazely	2	24	0	13
Brunskill	2	21	0	13
Holder	1	18	0	18
Judge	1	6	0	6
Gordon	1	4	0	4
Penny	1	2	0	2
Wells	1	2	0	2
<b>Totals</b>	<b>11</b>	<b>107</b>	<b>1</b>	<b>18</b>

>>> UNLV

Rushing	Att	Yds	TD	Long	Avg
Thomas	3	42	0	32	14.0
Campbell	8	27	0	14	3.4
Whitely	6	7	0	4	1.2
Palandech	14	6	0	13	0.4
Greene	1	-2	0	0	-2.0
<b>Totals</b>	<b>32</b>	<b>80</b>	<b>0</b>	<b>32</b>	<b>2.5</b>

Passing	C-A-I	Yds	TD	Long	Sack
Palandech	18-35-2	190	2	21	7
<b>Totals</b>	<b>18-35-2</b>	<b>190</b>	<b>2</b>	<b>21</b>	<b>7</b>

Receiving	No.	Yds	TD	Long
Keys	8	76	1	16
Boyd	3	41	0	16
Campbell	3	6	1	6
Criswell	2	36	0	20
Thomas	1	21	0	21
Whitely	1	10	0	10
<b>Totals</b>	<b>18</b>	<b>190</b>	<b>2</b>	<b>21</b>

# AZTEC PLAYER NOTES

## #97 CURTIS ANDERSON III

**Wide Receiver • Junior • 6-3 • 200 • Palmdale, Calif. • Antelope Valley College**

- **At San Diego State:** Enrolled at San Diego State in January after playing two years at Antelope Valley College in Lancaster, Calif. ... Was listed fifth at the 'Z' wide receiver position after spring ball, but has since moved to No. 2, where he is this week vs. Nevada, despite missing the past four games with an injury.
- **2015 (Junior):** Has played in four of the last eight games with one start, missing the last four contests with an injury ... Has a 6-yard catch on the season ... **vs. San Diego (Sept. 5)** ... Did not play in the opener vs. San Diego ... **at California (Sept. 12)** ... Was not on the travel squad to California ... **vs. South Alabama (Sept. 19)** ... Did not see any action against South Alabama ... **at Penn State (Sept. 26)** ... Logged his first career snaps at Penn State without recording a stat ... **vs. Fresno State (Oct. 3)** ... Played again against Fresno State, but did not find the stat sheet ... **at Hawai'i (Oct. 10)** ... Had his first career catch - a 6-yarder - against Hawai'i ... **at San José State (Oct. 17)** ... Made his first career start at San José State, but did not record a stat ... **vs. Utah State (Oct. 23)** ... Did not play against Utah State, nursing an injury ... **at Colorado State (Oct. 31)** ... Also missed the Colorado State game with the same injury ... **Wyoming (Nov. 14)** ... Did not play again vs. Wyoming ... **at UNLV (Nov. 21)** ... Also missed the UNLV game with the same injury.
- **2012-13 (at Antelope Valley College):** Played two seasons at Antelope Valley College ... Lettered both years, combining for 34 catches, 387 yards and four touchdowns ... Caught 16 passes for 218 yards (13.6) and two scores as a sophomore in 2013 ... Had 18 receptions for 169 yards (9.4 avg.) as a freshman in 2012 ... Had four catches in three different games over his career.
- **High School:** Played his prep ball at Pete Knight High School in Palmdale, Calif. ... Was named a second-team all-Golden League selection as a senior.
- **Personal:** Born Dec. 31, 1992, in North Hollywood, Calif. ... Son of Curtis Anderson ... Is majoring in social science.

### Anderson's Career Statistics

Season	GP	GS	Rec.	Yds.	Avg.	Long	TD
2015	4	1	1	6	6.0	6	0
<b>Career</b>	<b>4</b>	<b>1</b>	<b>1</b>	<b>6</b>	<b>6.0</b>	<b>6</b>	<b>0</b>

**Career/2015 Highs:** Receptions: 1 at Hawai'i (10/3/15); Receiving Yards: 6 at Hawai'i (10/3/15); Long Reception: 6 at Hawai'i (10/3/15).

### Anderson's Career Game-by-Game

Date	Opponent	GP	GS	No.	Yds.	Avg.	Lg.	TD	TD Lengths
S.5.15	San Diego								---
S.12.15	at California								---
S.19.15	South Alabama								---
S.26.15	at Penn State	1	0	0	0	0.0	0	0	
O.3.15	Fresno State*	1	0	0	0	0.0	0	0	
O.10.15	at Hawai'i*	1	0	1	6	6.0	6	0	
O.17.15	at San José State*	1	1	0	0	0.0	0	0	
O.23.15	Utah State*								---
O.31.15	at Colorado State*								---
N.14.15	vs. Wyoming*								---
N.21.15	at UNLV*								---

**Bold indicates season high. \* - Mountain West game.**

## #31 DEREK BABIASH

**Warrior • Sophomore • 6-1 • 185 • Poway, Calif. • Univ. of Arizona**

- **At San Diego State:** Will add depth to the Aztec secondary after transferring from Arizona and joining SDSU last fall ... A fantastic athlete, who also was an all-star basketball player and track runner in high school ... Was listed as a cornerback until recently, moving over to one of the two Warrior spots, where he is slated to back up 2014 all-conference pick Malik Smith for the first time vs. Nevada.
- **2015 (Sophomore):** Had one tackle (solo) and three pass breakups on the year in just four

- games ... Missed the first six contests with a team suspension (violation of team rules) ... **vs. San Diego (Sept. 5)** ... Missed the opener after being suspended for violation of team rules ... **at California (Sept. 12)** ... Did not travel to California ... **vs. South Alabama (Sept. 19)** ... Did not play vs. South Alabama ... **at Penn State (Sept. 26)** ... Did not make the trip to Penn State ... **vs. Fresno State (Oct. 3)** ... Missed the Mountain West opener vs. Fresno State ... **at Hawai'i (Oct. 10)** ... Did not travel to Hawai'i ... **at San José State (Oct. 17)** ... Was on the travel roster, but did not play at San José State ... **vs. Utah State (Oct. 23)** ... Made his Aztec debut vs. Utah State, but did not record a stat ... **at Colorado State (Oct. 31)** ... Also played statless time at Colorado State ... **vs. Wyoming (Nov. 14)** ... Came up with two pass breakups against Wyoming in a reserve role ... **at UNLV (Nov. 21)** ... Made a solo stop and broke up a pass at UNLV off the bench.
- **2014 (Redshirt):** Redshirted his first season on The Mesa due to NCAA transfer rules.
- **2013 (At Arizona):** Saw action in nine games as a true freshman at Arizona, mostly on special teams ... Also saw limited time in the secondary ... Helped the Wildcats go 8-5 on the season, including a 4-5 mark in the Pac-12, ending with a 42-19 win over Boston College in the AdvoCare V100 Bowl in Shreveport, La. ... Logged two tackles on the season, including one solo stop ... Made his collegiate debut vs. UNLV in the second game of the season ... Both of his tackles came at California on Nov. 2.
- **High School:** Played both sides of the ball (cornerback and wide receiver) at nearby Poway High School ... Helped the Titans capture back-to-back Palomar League titles in 2011 and 2012, when they combined to go 22-3-1 ... The 2011 squad (12-0-1) went on to win the CIF championship, while the 2012 team (10-3) finished second ... Was a Division II first-team all-state selection ... Also was on the all-North County First Team, all-Palomar League First Team, all-San Diego First Team and PrepStar All-West Region Team ... Played in the 2012 South Bay BMW West Coast Bowl ... Earned four stars out of Poway High School by Scout.com and ESPN, and three stars from Rivals.com and 247sports ... Also was an all-district basketball player, and a CIF champion at 400 meters and as a member of the 4x400-meter relay.
- **Personal:** Son of Gregory Clark and Corrina Babiash-Clark ... Picked Arizona out of high school over offers from Arizona State, Boise State, Boston College, Colorado, Nebraska, Nevada, Oklahoma, Oregon State, SDSU, San José State, Utah, Washington and Washington State.

### Babiash's Career Statistics

\* at Arizona

Season	GP	GS	UA	A	TT	TFL	Sk	Int.	PBU	FF	FR
2013*	9	0	1	1	2	0.0	0.0	0	0	0	0
2015	4	0	1	0	1	0.0	0.0	0	3	0	0
<b>Career</b>	<b>13</b>	<b>0</b>	<b>2</b>	<b>1</b>	<b>3</b>	<b>0.0</b>	<b>0.0</b>	<b>0</b>	<b>3</b>	<b>0</b>	<b>0</b>

**Career Highs:** Tackles: 2 at California (11/2/13); Passes Broken Up: 2 vs. Wyoming (11/14/15).

**2015 Highs:** Tackles: 1 at UNLV (11/21/15); Passes Broken Up: 2 vs. Wyoming

### Babiash's Career Game-by-Game

Date	Opponent	GP	GS	UA	A	TT	TFL	Sk.	Int.	PBU	FF	FR
A.30.13	Northern Arizona											
S.7.13	at UNLV	1	0	0	0	0	0.0	0.0	0	0	0	0
S.14.13	UTSA											
S.28.13	at WashingtonS											
O.10.13	at USCS	1	0	0	0	0	0.0	0.0	0	0	0	0
O.19.13	UtahS	1	0	0	0	0	0.0	0.0	0	0	0	0
O.26.13	at ColoradoS	1	0	0	0	0	0.0	0.0	0	0	0	0
N.2.13	at CaliforniaS	1	0	1	1	2	0.0	0.0	0	0	0	0
N.9.13	UCLAS	1	0	0	0	0	0.0	0.0	0	0	0	0
N.16.13	Washington StateS	1	0	0	0	0	0.0	0.0	0	0	0	0
N.23.13	OregonS	1	0	0	0	0	0.0	0.0	0	0	0	0
N.30.13	at Arizona State&	1	0	0	0	0	0.0	0.0	0	0	0	0
D.31.13	vs. Boston College+											

- S.5.15 San Diego --- Did Not Play - Team Suspension ---
- S.12.15 at California --- Did Not Play - Team Suspension ---
- S.19.15 South Alabama --- Did Not Play - Team Suspension ---
- S.26.15 at Penn State --- Did Not Play - Team Suspension ---
- O.3.15 Fresno State\* --- Did Not Play - Team Suspension ---

0.10.15	at Hawai'i*	--- Did Not Play - Team Suspension ---										
0.17.15	at San José State*	--- Did Not Play ---										
0.23.15	Utah State*	1	0	0	0	0	0.0	0.0	0	0	0	0
0.31.15	at Colorado State*	1	0	0	0	0	0.0	0.0	0	0	0	0
N.14.15	Wyoming*	1	0	0	0	0	0.0	0.0	0	2	0	0
N.21.15	at UNLV*	1	0	1	0	1	0.0	0.0	0	1	0	0

**Bold** indicates season high. *S* - Pac-12 game. \* - Mountain West game. + - 2013 AdvoCare V100 Bowl (Independence Stadium; Shreveport, La.).

**#33 PARKER BALDWIN**

**Aztec • TR-Freshman • 6-2 • 200 • Siloam Springs, Ark. • Siloam Springs HS**

- **At San Diego State:** Hard-hitting safety who was recruited as an athlete ... Is one of only two true freshman on the depth chart on either side of the ball (also linebacker Ronley Lakalaka) ... Has been listed at No. 2 at the Aztec (safety) behind junior Na'im McGee, but is expected to start Saturday vs. Nevada with McGee having to miss the first half of the game because of a targeting penalty at UNLV.
- **2015 (Freshman):** Has played in all 11 games on the season, mainly on special teams ... Has 13 tackles (eight solo), a forced fumble and a 28-yard interception ... Leads the team in special teams tackles (9), and is tied for tops in kick return stops (6) and punt return tackles (3) ... vs. San Diego (Sept. 5) ... Was the only true freshman to see action in the opener vs. San Diego, logging time mainly on special teams - kickoff, punt and punt return - but also seeing time late in the secondary ... Recorded one solo tackle from the Aztec spot ... at California (Sept. 12) ... Had an assisted tackle on special teams at Cal ... vs. South Alabama (Sept. 19) ... Came up with an assisted stop on special teams vs. South Alabama ... at Penn State (Sept. 26) ... Had three tackles (all solo stops) at Penn State ... All three tackles came on special teams ... vs. Fresno State (Oct. 3) ... Saw time once again vs. Fresno State, but did not record a stat ... at Hawai'i (Oct. 10) ... Had another good game on special teams at Hawai'i, making three tackles and forcing his first collegiate fumble (ball went out of bounds) ... at San José State (Oct. 17) ... Played again on special teams at San José State, but did not record a stat ... vs. Utah State (Oct. 23) ... Played statless time vs. Utah State ... at Colorado State (Oct. 31) ... Also logged time with finding the stat sheet at Colorado State ... vs. Wyoming (Nov. 14) ... Did not record a stat in time against Wyoming ... at UNLV (Nov. 21) ... Had arguably his best game of his short career at UNLV, making a career-high four tackles (three solo) and picking off his first career interception and returning it 28 yards ... The interception set up a 17-yard touchdown pass from Maxwell Smith to Chase Price ... Played his most snaps on his career with starter Na'im McGee being ejected early in the second half with a targeting penalty.
- **High School:** Combined for 893 yards receiving and rushing at Siloam Springs High School in Siloam Springs, Ark., as a senior in 2014, while making 134 tackles on defense ... Finished with 35 catches for 758 yards (21.7 avg.) and 11 carries for 135 yards (12.3 avg.), combining for eight touchdowns ... Was named an all-state player in Arkansas as a senior ... Helped the Panthers to the playoffs all three seasons ... A two-star recruit by *Rivals.com* ... Also was a state champion in the 200-meter dash.
- **Personal:** Born May 16, 2015 ... Son of Stephanie and Bryan Truitt, and Rick Baldwin ... Also received offers from Eastern Illinois and UNLV in the recruiting process ... Is majoring in business administration management.

**Baldwin's Career Statistics**

Season	GP	GS	UA	A	TT	TFL	Sk	Int.	PBU	FF	FR
2015	11	0	8	5	13	0.0	0.0	1	0	1	0
Career	11	0	8	5	13	0.0	0.0	1	0	1	0

**Career/2015 Highs:** Tackles: 4 at UNLV (11/21/15); Interceptions: 1 at UNLV (11/21/15); Forced Fumbles: 1 at Hawai'i (10/10/15).

**Baldwin's Career Game-by-Game**

Date	Opponent	GP	GS	UA	A	TT	TFL	Sk.	Int.	PBU	FF	FR
S.5.15	San Diego	1	0	1	0	1	0.0	0.0	0	0	0	0
S.12.15	at California	1	0	0	1	1	0.0	0.0	0	0	0	0
S.19.15	South Alabama	1	0	0	1	1	0.0	0.0	0	0	0	0
S.26.15	at Penn State	1	0	3	0	3	0.0	0.0	0	0	0	0
O.3.15	Fresno State*	1	0	0	0	0	0.0	0.0	0	0	0	0
O.10.15	at Hawai'i*	1	0	1	2	3	0.0	0.0	0	0	1	0

0.17.15	at San José State*	1	0	0	0	0	0.0	0.0	0	0	0	0
0.23.15	Utah State*	1	0	0	0	0	0.0	0.0	0	0	0	0
0.31.15	at Colorado State*	1	0	0	0	0	0.0	0.0	0	0	0	0
N.14.15	Wyoming*	1	0	0	0	0	0.0	0.0	0	0	0	0
N.21.15	at UNLV*	1	0	3	1	4	0.0	0.0	1	0	0	0

**Bold** indicates season high. \* - Mountain West game.

**#58 ALEX BARRETT**

**Defensive End • Junior • 6-3 • 260 • Mesa, Ariz. • Desert Ridge HS**

- **At San Diego State:** Physical defender who Coach Rocky Long called the best defensive tackle in the Mountain West in 2014 ... A quick and agile athlete, who always seems to be in the right place at the right time ... Missed the final two regular season games last year and the bowl game after having foot surgery in December ... Also sat out the spring season, but is healthy now in the fall ... Moved to right defensive end this season, where he is slated to start again Saturday vs. Nevada.
- **2015 (Junior):** Is on the Rotary Lombardi Watch List, which goes out to the top lineman or linebacker near the line of scrimmage ... Also has been named a first-team preseason all-Mountain West selection by Phil Steele, and second-team picks by *Athlon Sports* and *Lindy's Sports* ... Has been deemed an "SDSU Player to Watch" by *Lindy's* ... Has 45 tackles (27 solo) on the season to go along with 11.5 tackles for a loss, 4.5 sacks, four quarterback hurries, a 10-yard interception, a forced fumble and a pass breakup ... His 45 tackles are the most among the Aztecs defensive linemen (next highest is 36) ... Ranks in a tie for sixth among defensive linemen in the MW in tackles per game (4.09) ... vs. San Diego (Sept. 5) ... Had a solid first outing of the season, making four tackles with one for a loss, a sack and a pass breakup ... at California (Sept. 12) ... Recorded four tackles (three solo) in another start at California, including 1.0 TFL ... Also had a game-high two quarterback hurries ... vs. South Alabama (Sept. 19) ... Made five stops against South Alabama ... at Penn State (Sept. 26) ... Made four tackles at Penn State, including 1.5 for a loss ... vs. Fresno State (Oct. 3) ... Had a season-high seven tackles vs. Fresno State ... Added 0.5 sacks and a tackle for loss ... at Hawai'i (Oct. 10) ... Made one solo stop in another start at Hawai'i ... at San José State (Oct. 17) ... Had another good all-around game at San José State with five tackles (all solo), including two for eight yards of loss, and a 10-yard interception ... The interception was the first of his career, while the two tackles for loss were a season best ... vs. Utah State (Oct. 23) ... Finished with five tackles (three solo) against Utah State, including a 6-yard sack (and tackle for loss) and a forced fumble ... The forced fumble was his first of the season and second of his career ... at Colorado State (Oct. 31) ... Had five tackles with one for a 4-yard loss to go along with a quarterback hurry at Colorado State ... vs. Wyoming (Nov. 14) ... Had another big game against Wyoming, coming up with four tackles (all solo), including a career-high three tackles for loss and a career-high-tying two sacks ... Both sacks came on third-down plays, allowing the Aztecs to get the ball back on a punt ... at UNLV (Nov. 21) ... Made one stop in another stat at UNLV before an injury sidelined him early in the game.
- **2014 (Sophomore):** Was named an honorable-mention pick by the Mountain West media and coaches ... Was also selected as the team's Defensive Lineman of the Year ... Also was on the MW midseason second team by Phil Steele ... Started and played in each of the first 10 games before missing the Air Force and San José State contest with a foot injury, and also the Poinsettia Bowl vs. Navy ... Had 39 tackles (21 solo), 9.0 tackles for loss, three sacks, three pass breakups, six quarterback hurries, a forced fumble and a blocked kick ... Ranked second on the team in tackles for loss (9.0) and tied for second in sacks (3.0), despite missing the final three games ... Ranked ninth in the MW and sixth among defensive linemen with 0.90 tackles for loss per game ... Was also eighth in tackles per game (3.9) among defensive linemen ... The 9.0 TFL are the most by an Aztec defensive lineman since Ernie Lawson had 9.5 in 2010 ... Made his first career start in the opener vs. Northern Arizona, making five tackles and 2.5 tackles for loss, while adding his first career blocked kick ... Had another good all-around game in another start at No. 21/23 North Carolina, recording three tackles (two solo), 1.0 TFL, his first two career PBUs and two quarterback hurries ... The first PBU was deflected to Jon Sanchez, who intercepted the pass and ran it six yards ... The play set up a 12-yard touchdown run by Donnell Pumphrey, giving SDSU its first lead of the game ... Started for a third straight game at Oregon State, recording five tackles ... Had another big game vs. UNLV, making three tackles (all solo), a career-high-tying two sacks and two tackles for loss ... Came up with four tackles (three solo) and a game-high two quarterback hurries at Fresno State in another start ... Had two solo stops and a quarterback hurry at New Mexico ... Made two tackles (one solo), including a 5-yard sack (and TFL) and his third pass breakup of the season vs. Hawai'i ... Started again at Nevada, where he recorded five tackles (three solo) and a TFL ... The five stops were tied

for the third most on the team ... Set a career high with eight tackles (three solo), 1.5 tackles for loss and a forced fumble in another start vs. Idaho ... Had already set a career high with six in the first half ... The eight tackles ranked third on the team and tied for fourth in the game ... Came up with two assisted stops and a quarterback hurry in a start at Boise State ... Missed the final three games - Air Force, San José State and Navy in the Poinsettia Bowl - with a foot injury ... Had surgery on the foot in December.

- **2013 (Freshman):** Played well off the bench over 12 games in limited snaps, posting 15 tackles (eight solo), 5.0 tackles for loss and 3.0 sacks ... The three sacks were tied for second on the team, while the 5.0 TFL ranked sixth ... Did not play in the opener vs. Eastern Illinois ... Logged his first career collegiate appearance at No. 3/2 Ohio State without recording a stat ... Played off the bench again vs. Oregon State without cracking the stat sheet ... Made his first career tackle, a solo stop, at New Mexico State ... Came off the bench again vs. Nevada without making the stat sheet ... Had a breakout game at Air Force with starter Cody Galea battling a flu, finishing with two sacks for 16 yards and four tackles (three solos) ... The 2.0 sacks were the most by an Aztec since Everett Beed recorded 2.0 sacks at Wyoming on Nov. 24, 2012 ... The 2.0 TFL were also a season high ... Made one stop off the bench vs. No. 15/18 Fresno State ... Played against New Mexico without recording a stat ... Made two tackles with 1.0 TFL at San José State ... Made one assisted tackle off the bench at Hawai'i ... In his first game listed at No. 2 on the depth chart at defensive tackle rather than third at defensive line, he had two tackles (both solo), both for a loss and a 4-yard sack vs. Boise State ... Played again at defensive tackle off the bench at UNLV and tied a season high with four tackles ... Played against Buffalo in the Famous Idaho Potato Bowl, but did not record a stat.
- **2012 (Redshirt):** Redshirted his first season at SDSU.
- **High School:** Two-time first-team all-state selection at Desert Ridge High School ... First-team all-region on defense and East Valley all-region on both sides of the ball as a junior ... Was named his team's outstanding offensive lineman in 2009 and 2011 ... Tabbed to the all-Arizona Super 25 his senior campaign and also was rated the 32nd-best recruit in the state of Arizona by ESPN ... Two-star defensive lineman by Rivals.com, who earned a Scouts, Inc. grade of 73 ... Also lettered in track, finishing second in the state last year in the shot put ... Was Desert Ridge's MVP in track on two occasions.
- **Personal:** Born March 6, 1994, in Yuma, Ariz. ... Son of Elena and Audry Barrett ... Has two younger brothers ... Also drew interest from Fresno State, Army, Arizona State, New Mexico, Air Force, Montana, Northern Colorado and San José State ... Is majoring in criminal justice.

**Barrett's Career Statistics**

Season	GP	GS	UA	A	TT	TFL	Sk	Int.	PBU	FF	FR
2013	12	0	8	7	15	5.0	3.0	0	0	0	0
2014	10	10	21	18	39	9.0	3.0	0	3	1	0
2015	11	11	27	18	45	11.5	4.5	1	1	1	0
<b>Career</b>	<b>33</b>	<b>21</b>	<b>56</b>	<b>43</b>	<b>99</b>	<b>25.5</b>	<b>10.5</b>	<b>1</b>	<b>4</b>	<b>2</b>	<b>0</b>

**Career Highs:** Tackles: 8 vs. Idaho (11/8/14); Tackles For Loss: 3.0 vs. Wyoming (11/14/15); Sacks: 2.0 vs. Wyoming (11/14/15), vs. UNLV (9/27/14), at Air Force (10/10/13); Interceptions: 1 at San José State (10/17/15); Passes Broken Up: 2 at North Carolina (9/6/14); Forced Fumbles: 1 vs. Utah State (10/23/15), vs. Idaho (11/8/14); Blocked Kicks: 1 vs. Northern Arizona (8/30/14).

**2015 Highs:** Tackles: 7 vs. Fresno State (10/3/15); Tackles For Loss: 3.0 vs. Wyoming (11/14/15); Sacks: 2.0 vs. Wyoming (11/14/15); Interceptions: 1 at San José State (10/17/15); Passes Broken Up: 1 vs. San Diego (9/5/15); Forced Fumbles: 1 vs. Utah State (10/23/15).

**Barrett's Career Game-by-Game**

Date	Opponent	GP	GS	UA	A	TT	TFL	Sk.	Int.	PBU	FF	FR
A.31.13	Eastern Illinois	---Did Not Play---										
S.7.13	at 3/2 Ohio State	1	0	0	0	0	0.0	0.0	0	0	0	0
S.21.13	Oregon State	1	0	0	0	0	0.0	0.0	0	0	0	0
S.28.13	at New Mexico State	1	0	1	0	1	0.0	0.0	0	0	0	0
O.4.13	Nevada*	1	0	0	0	0	0.0	0.0	0	0	0	0
O.10.13	at Air Force*	1	0	3	1	4	2.0	2.0	0	0	0	0
O.26.13	15/18 Fresno State*	1	0	0	1	1	0.0	0.0	0	0	0	0
N.2.13	New Mexico*	1	0	0	0	0	0.0	0.0	0	0	0	0
N.9.13	at San José State*	1	0	1	1	2	1.0	0.0	0	0	0	0
N.16.13	at Hawai'i*	1	0	0	1	1	0.0	0.0	0	0	0	0
N.23.13	Boise State*	1	0	2	0	2	2.0	1.0	0	0	0	0
N.30.13	at UNLV*	1	0	1	3	4	0.0	0.0	0	0	0	0
D.21.13	vs. Buffalo&	1	0	0	0	0	0.0	0.0	0	0	0	0

A.30.14	Northern Arizona	1	1	3	2	5	2.5	0.0	0	0	0	0
S.6.14	at 21/23 No. Carolina	1	1	2	1	3	1.0	0.0	0	2	0	0
S.20.14	at Oregon State	1	1	1	4	5	0.0	0.0	0	0	0	0
S.27.14	UNLV*	1	1	3	0	3	2.0	2.0	0	0	0	0
O.3.14	at Fresno State*	1	1	3	1	4	0.0	0.0	0	0	0	0
O.10.14	at New Mexico*	1	1	2	0	2	0.0	0.0	0	0	0	0
O.18.14	Hawai'i*	1	1	1	1	2	1.0	1.0	0	1	0	0
N.1.14	at Nevada*	1	1	3	2	5	1.0	0.0	0	0	0	0
N.8.14	Idaho	1	1	3	5	8	1.5	0.0	0	0	1	0
N.15.14	at Boise State*	1	1	0	2	2	0.0	0.0	0	0	0	0
N.21.14	Air Force*	--- Did Not Play - Injured ---										
N.29.14	San José State*	--- Did Not Play - Injured ---										
D.23.14	Navy#	--- Did Not Play - Injured ---										
S.5.15	San Diego	1	1	2	2	4	1.0	1.0	0	1	0	0
S.12.15	at California	1	1	3	1	4	1.0	0.0	0	0	0	0
S.19.15	South Alabama	1	1	1	4	5	0.0	0.0	0	0	0	0
S.26.15	at Penn State	1	1	2	2	4	1.5	0.0	0	0	0	0
O.3.15	Fresno State*	1	1	3	4	7	1.0	0.5	0	0	0	0
O.10.15	at Hawai'i*	1	1	1	0	1	0.0	0.0	0	0	0	0
O.17.15	at San José State*	1	1	5	0	5	2.0	0.0	1	0	0	0
O.23.15	Utah State*	1	1	3	2	5	1.0	1.0	0	0	1	0
O.31.15	at Colorado State*	1	1	2	3	5	1.0	0.0	0	0	0	0
N.14.15	Wyoming*	1	1	4	0	4	3.0	2.0	0	0	0	0
N.21.15	at UNLV*	1	1	1	0	1	0.0	0.0	0	0	0	0

**Bold indicates season high.** \* - Mountain West game. & - 2013 Famous Idaho Potato Bowl (Bronco Stadium; Boise, Idaho). # - 2014 San Diego County Credit Union Poinsettia Bowl (Qualcomm Stadium; San Diego, Calif.).

**#15 NICK BAWDEN**

**Fullback • Sophomore • 6-3 • 220 • Los Gatos, Calif. • Los Gatos HS**

- **At San Diego State:** Was the backup quarterback for most of 2014 after starting for an injured Quinn Kaehler for two straight games at Fresno State and New Mexico ... Moved to fullback from quarterback prior to fall camp, where he is listed second on the depth chart behind senior Dakota Gordon ... Good athlete who already possesses good hands.
- **2015 (Sophomore):** Has played in seven games on the season, including the last five, without recording a stat ... **vs. San Diego (Sept. 5)** ... Did not play in the opener vs. San Diego ... **at California (Sept. 12)** ... Logged his first snaps of his career at fullback at California without finding the statsheet ... **vs. South Alabama (Sept. 19)** ... Did not play against South Alabama ... **at Penn State (Sept. 26)** ... Was on the travel squad to Penn State, but did not see any action ... **vs. Fresno State (Oct. 3)** ... Saw time on special teams vs. Fresno State ... **at Hawai'i (Oct. 10)** ... Traveled on the Hawai'i trip, but did not see any time ... **at San José State (Oct. 17)** ... Logged snaps at fullback at San José State without making the stat sheet ... **vs. Utah State (Oct. 23)** ... Played late in the game against Utah State, but did not record a stat ... **at Colorado State (Oct. 31)** ... Also logged statless time at Colorado State ... **vs. Wyoming (Nov. 14)** ... Played some time at fullback vs. Wyoming, but did not get on the stat sheet ... **at UNLV (Nov. 21)** ... Logged significant time off the bench at UNLV without recording a stat.
- **2014 (True Freshman):** Was one of eight Aztec true freshmen to see action in a game and was the only one to earn a start ... Worked up from fourth on the depth chart after spring drills to the backup quarterback to senior Quinn Kaehler heading into the 2014 opener ... Threw for 147 yards on the year, going 13-for-38 for a touchdown and two interceptions ... Also rushed 11 times for 43 yards (3.9 avg.) ... If you take away the three times he was sacked, he had 63 rushing yards eight attempts (7.9 avg.) ... Came off the bench to play the final series in the opening win vs. Northern Arizona, but did not throw a pass ... Was on the travel squad to No. 21/23 North Carolina, but did not appear in the game ... Also was on the travel squad to Oregon State, but did not log any snaps ... Played in the team's final drive vs. UNLV, but only handed the ball off ... Became the second true freshman to start a game at quarterback and first without previously throwing a pass at Fresno State ... Was 9-for-24 for 84 yards with one touchdown and two interceptions ... Also rushed for 36 yards on eight attempts, averaging 4.5 yards per carry ... If you took away the two times he was sacked, those rushing numbers go to 48 yards on six attempts (8.0 avg.) ... Was the 39th player to make his quarterback starting debut for the Aztecs in the Division I era (since 1969) ... Became the second SDSU true freshman in school history (Spencer Brinton in 1997) to start at quarterback in an Aztec win at New



Mexico ... Was 4-for-13 for 63 yards with no touchdowns and no interceptions, playing only the first half ... Also carried three times for seven yards (twice for 15 yards if you take away the 8-yard sack) ... Had a career-long 43-yard pass in the first quarter to Eric Judge ... Sued up at home against Hawai'i, but did not play in the game ... Was the back-up to Quinn Kaehler once again at Nevada, but did not see any action ... Backed up Kaehler once again at quarter-back vs. Idaho, but did not see the field ... Was on the travel squad, but did not see any action at Boise State ... Also didn't play against Air Force ... Came off the bench vs. San José State and threw a pass for the first time since the New Mexico game, but the pass was incomplete ... Was on the sidelines, but did not see the field vs. Navy in the Poinsettia Bowl.

- **High School:** Completed 107-of-197 passes (54.3 percent) for 1,622 yards and 14 touchdowns with eight interceptions as a senior at Los Gatos High ... Also rushed for 189 yards on 39 attempts (4.9 avg.) with one touchdown ... Passed for 1,636 yards and 12 touchdowns as a junior ... Rated as a three-star recruit by *Scout.com* and was picked as the 67th-best quarterback ... Also was a three-star recruit by *ESPN.com* with a scout grade of 77, a three-star recruit by 247sports with a grade of 82 and a two-star recruit by *Rivals.com*.
- **Personal:** Born June 22, 1996, in Los Gatos, Calif. ... Son of Rick and Kimberly Bowden ... Was also offered a scholarship from Eastern Washington, while drawing interest from Arkansas, California, Fresno State, Harvard, San José State, Utah and Washington ... Is majoring in business administration with a concentration as a management entrepreneur.

**Bawden's Career Statistics**

Season	GP	Passing							Rushing			
		GS	Att.	Cmp.	Pct.	Int.	TD	Yds.	Rtg.	Att.	Yds.	TD
2014	5	2	38	13	34.2	2	1	147	64.86	11	43	0
2015	7	0	0	0	0.0	0	0	0	0.00	0	0	0
<b>Career</b>	<b>12</b>	<b>2</b>	<b>38</b>	<b>13</b>	<b>34.2</b>	<b>2</b>	<b>1</b>	<b>147</b>	<b>64.86</b>	<b>11</b>	<b>43</b>	<b>0</b>

**Career Highs:** Attempts: 24 at Fresno State (10/3/14); Completions: 9 at Fresno State (10/3/14); Passing Yards: 84 at Fresno State (10/3/14); Long Pass: 43 at New Mexico (10/10/14); Passing Touchdowns: 1 at Fresno State (10/3/14); Completion Pct. (min. 12 att.): 37.50 (9-for-24) at Fresno State (10/3/14); Efficiency Rating: 71.48 at New Mexico (10/10/14); Carries: 8 at Fresno State (10/3/14); Rushing Yards: 36 at Fresno State (10/3/14); Long Rush: 15 at New Mexico (10/10/14).

**2015 Highs:**

**Bawden's Career Game-by-Game**

Passing											
Date	Opponent	GP	GS	Att.	Cmp.	Pct.	Int.	TD	Yds.	Rtg.	
A.30.14	Northern Arizona	1	0	0	0	0.0	0	0	0	0.00	
S.6.14	at 21/23 No. Carolina	--- Did Not Play ---									
S.20.14	at Oregon State	--- Did Not Play ---									
S.27.14	UNLV*	1	0	0	0	0.0	0	0	0	0.00	
O.3.14	at Fresno State*	1	1	24	9	37.5	2	1	84	63.98	
O.10.14	at New Mexico*	1	1	13	4	30.8	0	0	63	71.48	
O.18.14	Hawai'i*	--- Did Not Play ---									
N.1.14	at Nevada*	--- Did Not Play ---									
N.8.14	Idaho	--- Did Not Play ---									
N.15.14	at Boise State*	--- Did Not Play ---									
N.21.14	Air Force*	--- Did Not Play ---									
N.29.14	at San José State*	1	0	1	0	0.0	0	0	0	0.00	
D.23.14	Navy#	--- Did Not Play ---									

Rushing											
Date	Opponent	GP	GS	Rushing			Receiving			TD	
				Att.	Yds.	Avg.	No.	Yds.	TD		
S.5.15	San Diego	--- Did Not Play ---									
S.12.15	at California	1	0	0	0	0.0	0	0	0	0	
S.19.15	South Alabama	--- Did Not Play ---									
S.26.15	at Penn State	--- Did Not Play ---									
O.3.15	Fresno State*	1	0	0	0	0.0	0	0	0	0	
O.10.15	at Hawai'i*	--- Did Not Play ---									
O.17.15	at San José State*	1	0	0	0	0.0	0	0	0	0	
O.23.15	Utah State*	1	0	0	0	0.0	0	0	0	0	
O.31.15	at Colorado State*	1	0	0	0	0.0	0	0	0	0	
N.14.15	Wyoming*	1	0	0	0	0.0	0	0	0	0	
N.21.15	at UNLV*	1	0	0	0	0.0	0	0	0	0	

**Bold** indicates season high. \* - Mountain West game. # - 2014 San Diego County Credit Union Poinsettia Bowl (Qualcomm Stadium; San Diego, Calif.).

**#91 TANNER BLAIN**

**Punter • Junior • 6-0 • 205 • Lindenhurst, Ill. • El Camino College**

- **At San Diego State:** Accurate punter who has collegiate experience ... Was at the University of Kentucky for two years, redshirting the 2012 season and practicing in 2013, before transferring to El Camino College to punt in 2014 ... Enrolled at SDSU in the spring semester ... Is listed as the starting punter for the 12th straight game this Saturday vs. Nevada ... Is also the team's holder on PAT's and field goals.
- **2015 (Junior):** Has been the team's starting punter in all 11 games this year ... Has punted 62 times for 2,532 yards, averaging 40.8 yards per boot ... Twenty-one of his 62 punts have landed inside the 20-yard line, including nine inside the 10 and two inside the 5 ... Twenty of his 62 punts have been fair caught ... Has seven 50-plus-yard boots ... Just 16 of his 62 punts have been returned ... Has a long punt of 63 yards, which is the longest by an Aztec since Brian Stahovich's 89-yarder at Missouri on Sept. 18, 2010 ... vs. San Diego (Sept. 5) ... Had a solid debut as an Aztec vs. San Diego, punting five times for 222 yards (44.40 avg.), including two 50-plus yard boots ... Had a long of 63 yards, which is the longest by an SDSU player since Brian Stahovich's 89-yarder at Missouri on Sept. 18, 2010 ... It was also tied for the 16th-longest punt by an Aztec since 1996 and the 12th longest by a SDSU player in the MW era (since 1999) ... Three of his five punts were inside the 20-yard line ... **at California (Sept. 12) ...** Punted a career-high nine times for 365 yards (40.6 avg.) at California with four landing inside the 20-yard line and an impressive five being fair caught ... Had a long of 51 yards ... **vs. South Alabama (Sept. 19) ...** Had a good game for South Alabama, punting six times for 281 yards, averaging a career-high 46.8 yards per boot ... Three of his six punts landed inside the 20, including three inside the 10 and two inside the 5 (2 and 1-yd line) ... Had a long of 60 yards ... Three of the six punts were fair caught and three were downed as none were returned ... The average starting field position for USA off his punts was the 14 ... **at Penn State (Sept. 26) ...** Had eight punts at Penn State for 313 yards, averaging 39.1 per kick ... One landed inside the 20 and one was fair caught ... Had a long of 48 yards ... **vs. Fresno State (Oct. 3) ...** Punted six times for 233 yards (38.8 avg.) against Fresno State ... Had one punt land inside the 10-yard line with one touchback ... Four of the six punts were fair caught ... **at Hawai'i (Oct. 10) ...** Tied a career high with nine punts at Hawai'i for 379 yards (42.1 avg.) ... Three of his punts landed inside the 20-yard line, including one on the 5 ... Had two punts that traveled 50-plus yards with a long of 54 yards ... **at San José State (Oct. 17) ...** Had a solid outing at San José State, punting three times for 118 yards (39.3 avg.) with all three punts landing inside the 20-yard line, including two inside the 10 ... The three punts finished at the 12, 6 and 8-yard line, giving the Spartans an average starting field position of 8.7 yard line on those punts ... Two of the three punts came on the SJSU side of the field, somewhat skewing his punt average ... His one punt on SDSU's side of the ball was his longest of the game at 48 yards ... **vs. Utah State (Oct. 23) ...** Punted five times for 179 yards (35.8 avg.) against Utah State with a long of 46 yards ... Two of the five punts were inside the 20, three were fair caught and two were returned for just seven yards ... One of the punts was muffed by an Aggie player and Marcus Stamps recovered the ball, but set up a missed Aztec field goal ... **at Colorado State (Oct. 31) ...** Punted four times for 173 yards (43.2 avg.) at Colorado State with a long of 52 yards ... None of the four punts were returned ... **vs. Wyoming (Nov. 14) ...** Punted three times for 123 yards (41.0 avg.) vs. Wyoming ... Posted a 42.0 net average as the one punt that was returned was muffed for a 3-yard loss, where long snapper Jeff Overbaugh pounced on it for the recovery ... SDSU later scored on the drive ... Had a long of 44 yards ... **at UNLV (Nov. 21) ...** Punted four times for 146 yards (36.5 avg.) at UNLV with a long of 40 yards, landing one at the 12-yard line.
- **2014 (at El Camino College):** Punted 53 times for 1,968 yards (37.1 avg.) in 2014 at El Camino College with a long of 63 yards ... Eighteen of his 53 punts landed inside the 20, while 11 were fair caught and just one went for a touchback ... Best game was vs. Citrus on Sept. 27, when he punted six times for 271 yards (45.2 avg.), including a 63-yarder and two inside the 20 ... Followed that up with a season-high 11 punts for 435 yards (39.5 avg.) with eight landing inside the 20 at Riverside.
- **At Univ. of Kentucky (2012-13):** Practiced with the Wildcats in 2013, but did not play in a game ... Redshirted his first season at UK in 2012.
- **High School:** Played wide receiver, cornerback, kicker and punter for Lake Community High School, helping the Eagles to a conference championship as a senior ... Named all-conference and the No. 1 punter in the area ... Averaged 44.6 yards per punt, while converting on 9-of-12 field goal attempts with an 85 percent touchback rate in his senior season ... Averaged 41.3

yards per punt as a junior and 39.4 yards per punt as a sophomore ... A two-star recruit by Rivals and 247sports ... Received a grade of 73 by 247sports ... Also earned three letters as a shooting guard in basketball ... Lettered one year in track and field, competing in the jumping events (long jump, triple jump and high jump).

- **Personal:** Born May 3, 1994, in Lake Forest, Ill. ... Son of David and Priscilla Blain ... Chose Kentucky out of Lake Community High School since it was close to his hometown ... Is majoring in social science.

**Blain's Career Statistics**

Season	GP	GS	No.	Yds.	Avg.	Net	TB	FC	I20	50+	Lg.
2015	11	11	62	2,532	40.8	37.6	5	20	21	7	63
<b>Career</b>	<b>11</b>	<b>11</b>	<b>62</b>	<b>2,532</b>	<b>40.8</b>	<b>37.6</b>	<b>5</b>	<b>20</b>	<b>21</b>	<b>7</b>	<b>63</b>

**Career/2015 Highs:** Punts: 9 at Hawai'i (10/10/15), at California (9/12/15); Yards: 379 at Hawai'i (10/10/15); Avg. (min. 2 attempts): 46.8 (6-for-281) vs. South Alabama (9/19/15); Net Avg. (min. 2 attempts): 46.8 vs. South Alabama (9/19/15); Fair Caught: 5 at California (9/12/15); Inside 20: 4 at California (9/12/15).

**Blain's Career Game-by-Game**

Date	Opponent	GP	GS	No.	Yds.	Avg.	Net	TB	FC	I20	Lg
S.5.15	San Diego	1	*	5	222	44.4	40.4	1	1	3	<b>63</b>
S.12.15	at California	1	*	9	365	40.6	36.7	1	5	4	51
S.19.15	South Alabama	1	*	6	281	<b>46.8</b>	<b>46.8</b>	0	3	3	60
S.26.15	at Penn State	1	*	8	313	39.1	37.0	0	1	1	48
O.3.15	Fresno State*	1	*	6	233	38.8	34.3	1	4	1	41
O.10.15	at Hawai'i*	1	*	9	<b>379</b>	42.1	35.8	1	0	3	54
O.17.15	at San José State*	1	*	3	118	39.3	39.3	0	0	3	48
O.23.15	Utah State*	1	*	5	179	35.8	34.4	0	3	2	46
O.31.15	at Colorado State*	1	*	4	173	43.2	38.2	1	1	0	52
N.14.15	Wyoming*	1	*	3	123	41.0	42.0	0	0	0	44
N.21.15	at UNLV*	1	*	4	146	36.5	31.8	0	2	1	40

**Bold** indicates season high. **GS** - \* in this category indicates the player was on the field the first time San Diego State was in the punt formation. \* - Mountain West game.

**#89 DANIEL BRUNSKILL**

**Tight End • Junior • 6-5 • 255 • Valley Center, Calif. • Valley Center HS**

- **At San Diego State:** Made the switch from offensive line to tight end for the 2013 season and played well as a blocking tight end ... A good blocker, who continues to get better at catching the ball ... Is considered to be one of the top tight end blockers in the Mountain West ... Improved dramatically in the spring and is slated to start at tight end during the 2015 season ... **Earned a scholarship after the spring semester.**
- **2015 (Junior):** Has started all 11 games at tight end, recording 10 catches for 112 yards (11.2 avg.) and two touchdowns ... The two receiving touchdowns are tied for second on the team ... **vs. San Diego (Sept. 5)** ... Earned the start in the opener vs. San Diego, but did not record a stat ... **at California (Sept. 12)** ... Had two catches for 37 yards (18.5 avg.) at California, including a 29-yard touchdown grab ... The 37 yards were a career high ... **vs. South Alabama (Sept. 19)** ... Made another start vs. South Alabama and came up with a 25-yard grab ... **at Penn State (Sept. 26)** ... Started again at Penn State without finding the stat sheet ... **vs. Fresno State (Oct. 3)** ... Did not record a stat in another start vs. Fresno State ... **at Hawai'i (Oct. 10)** ... Started at Hawai'i, where he had a 5-yard catch ... The 5-yard reception came on a 3rd and 5 play in the fourth quarter, allowing the Aztecs to hold onto the ball with a 14-point lead ... **at San José State (Oct. 17)** ... Made a two-yard catch in a start at San José State ... **vs. Utah State (Oct. 23)** ... Also started against Utah State without finding the stat sheet ... **at Colorado State (Oct. 31)** ... Had two receptions for 20 yards (10.0 avg.) in another start at Colorado State with a long of 12 yards ... **vs. Wyoming (Nov. 14)** ... Had a 2-yard touchdown catch in another start vs. Wyoming ... It was his second touchdown of the year and third of his career ... **at UNLV (Nov. 21)** ... Came up with two receptions for 21 yards (10.5 avg.) in a start at UNLV with a long of 13 yards.
- **2014 (Sophomore):** Played in all 13 games with starts in four contests, making five catches for 31 yards and a touchdown ... Came off the bench to play against Northern Arizona, but did not record a stat ... Saw time at No. 21/23 North Carolina, but did not find the stat sheet ... Logged playing time at Oregon State without recording a stat ... Made his first career catch, a 6-yarder, vs. UNLV ... Made his first career start at Fresno State without finding the stat sheet ... Started for the second straight game at New Mexico, but did not record a stat ... Came off

the bench against Hawai'i without recording a stat ... Had a big game off the bench at Nevada, setting career highs in receptions (3), receiving yards (19) and a career-long catch (12) ... Played once again off the bench against Idaho without finding the stat sheet ... Recorded his first career touchdown catch - a 6-yarder - off the bench at Boise State ... The catch gave SDSU its largest lead of the game at 20-0 ... Made his third start of the season against Air Force, but did not record a stat ... Started again vs. San Jose State without finding the stat sheet ... Saw time off the bench vs. Navy in the Poinsettia Bowl, but did not make the stat sheet.

- **2013 (Freshman):** Played in all 13 games as a redshirt freshman without recording a stat ... Saw action mainly as the blocking tight end ... Played in his first collegiate game in the opener vs. Eastern Illinois ... Also logged action at Ohio State, vs. Oregon State, at New Mexico State, vs. Nevada, at Air Force, vs. Fresno State, vs. New Mexico, at San José State, at Hawai'i, vs. Boise State, at UNLV and against Buffalo in the Famous Idaho Potato Bowl.
- **2012 (Redshirt):** Used his redshirt season in his first year on The Mesa.
- **High School:** A two-year letterwinner at Valley Center High ... Selected first-team all-CIF, first-team all-Valley League, first-team all-North County and second-team all-state as a senior ... Was a team captain as a senior ... Also played volleyball, lacrosse and was on the wrestling team.
- **Personal:** Born Jan. 27, 1994, in San Diego, Calif. ... Son of Michael and Susan Brunskill ... Graduated from Valley Center High with a 3.83 grade point average ... Is majoring in civil engineering.

**Brunskill's Career Statistics**

Season	GP	GS	Rec.	Yds.	Avg.	Long	TD
2013	13	0	0	0	0.0	0	0
2014	13	4	5	31	6.2	12	1
2015	11	11	10	112	11.2	29	2
<b>Career</b>	<b>37</b>	<b>15</b>	<b>15</b>	<b>143</b>	<b>9.5</b>	<b>29</b>	<b>3</b>

**Career Highs:** Receptions: 3 at Nevada (11/1/14); Receiving Yards: 37 at California (9/12/15); Receiving Touchdowns: 1 vs. Wyoming (11/14/15), at California (9/12/15), at Boise State (11/15/14); Long Reception: 29 at California (9/12/15).

**2015 Highs:** Receptions: 2 at UNLV (11/21/15), at Colorado State (10/31/15), at California (9/12/15); Receiving Yards: 37 at California (9/12/15); Receiving Touchdowns: 1 vs. Wyoming (11/14/15), at California (9/12/15); Long Reception: 29 at California (9/12/15).

**Brunskill's Career Game-by-Game**

Date	Opponent	GP	GS	No.	Yds.	Avg.	Lg.	TD	TD Lengths
A.31.13	Eastern Illinois	1	0	0	0	0.0	0	0	
S.7.13	at 3/2 Ohio State	1	0	0	0	0.0	0	0	
S.21.13	Oregon State	1	0	0	0	0.0	0	0	
S.28.13	at New Mexico State	1	0	0	0	0.0	0	0	
O.4.13	Nevada*	1	0	0	0	0.0	0	0	
O.10.13	at Air Force*	1	0	0	0	0.0	0	0	
O.26.13	15/18 Fresno State*	1	0	0	0	0.0	0	0	
N.2.13	New Mexico*	1	0	0	0	0.0	0	0	
N.9.13	at San José State*	1	0	0	0	0.0	0	0	
N.16.13	at Hawai'i*	1	0	0	0	0.0	0	0	
N.23.13	Boise State*	1	0	0	0	0.0	0	0	
N.30.13	at UNLV*	1	0	0	0	0.0	0	0	
D.21.13	vs. Buffalo&	1	0	0	0	0.0	0	0	
A.30.14	Northern Arizona	1	0	0	0	0.0	0	0	
S.6.14	at 21/23 No. Carolina	1	0	0	0	0.0	0	0	
S.20.14	at Oregon State	1	0	0	0	0.0	0	0	
S.27.14	UNLV*	1	0	1	6	6.0	6	0	
O.3.14	at Fresno State*	1	1	0	0	0.0	0	0	
O.10.14	at New Mexico*	1	1	0	0	0.0	0	0	
O.18.14	Hawai'i*	1	0	0	0	0.0	0	0	
N.1.14	at Nevada*	1	0	3	19	<b>6.3</b>	12	0	
N.8.14	Idaho	1	0	0	0	0.0	0	0	
N.15.14	at Boise State*	1	0	1	6	6.0	6	1	6
N.21.14	Air Force*	1	0	0	0	0.0	0	0	
N.29.14	at San José State*	1	0	0	0	0.0	0	0	
D.23.14	Navy#	1	0	0	0	0.0	0	0	
S.5.15	San Diego	1	1	0	0	0.0	0	0	
S.12.15	at California	1	1	2	37	<b>18.5</b>	29	1	29

S.19.15	South Alabama	1	1	1	25	25.0	25	0
S.26.15	at Penn State	1	1	0	0	0.0	0	0
O.3.15	Fresno State*	1	1	0	0	0.0	0	0
O.10.15	at Hawai'i*	1	1	1	5	5.0	5	0
O.17.15	at San José State*	1	1	1	2	2.0	2	0
O.23.15	Utah State*	1	1	0	0	0.0	0	0
O.31.15	at Colorado State*	1	1	2	20	10.0	12	0
N.14.15	Wyoming*	1	1	1	2	2.0	2	1
N.21.15	at UNLV*	1	1	2	21	10.5	13	0

**Bold** indicates season high. \* - Mountain West game. & - 2013 Famous Idaho Potato Bowl (Bronco Stadium; Boise, Idaho). # - 2014 San Diego County Credit Union Poinsettia Bowl (Qualcomm Stadium; San Diego, Calif.).

## #10 CHRISTIAN CHAPMAN

Quarterback • RS-Freshman • 6-0 • 200 • Carlsbad, Calif. • Carlsbad HS

- **At San Diego State:** Mobile, accurate quarterback with a quick release ... Has a ton of potential ... Was one of three true freshman quarterbacks on the depth chart last year ... Sits second on the depth chart behind senior transfer Maxwell Smith heading into the Nevada contest.
- **2015 (Redshirt Freshman):** Has played in six games in a reserve role, including each of the past four ... Has completed 6 of 15 passes (40.0 pct.) for 76 yards and an interception ... **vs. San Diego (Sept. 5)** ... Logged his first career collegiate snaps against San Diego, going 2-for-2 for 39 yards with a 263.80 pass efficiency rating ... Had a long of 32 yards to Rashaad Penny ... **at California (Sept. 12)** ... Came off the bench against South Alabama and was 4-for-13 for 37 yards and an interception ... Had a long of 20 yards ... **vs. South Alabama (Sept. 19)** ... Did not play for the first time all season against South Alabama ... **at Penn State (Sept. 26)** ... Was on the travel squad at Penn State, but did not see any action ... **vs. Fresno State (Oct. 3)** ... Did not play vs. Fresno State ... **at Hawai'i (Oct. 10)** ... Did not play at Hawai'i ... **at San José State (Oct. 17)** ... Did not see any action at San José State ... **vs. Utah State (Oct. 23)** ... Came in late to play against Utah State without recording a stat ... **at Colorado State (Oct. 31)** ... Also played at Colorado State, but did not throw a pass ... **vs. Wyoming (Nov. 14)** ... Logged late snaps against Wyoming without attempting a pass ... **at UNLV (Nov. 21)** ... Played for a fourth straight game at UNLV, but did not attempt a pass.
- **2014 (True Freshman):** Was on the travel roster the entire season ... Was listed as the backup for two games with starting quarterback Quinn Kaehler hurting his throwing shoulder, but did not see any action ... Ultimately used his redshirt season.
- **High School:** A three-year letterwinner at Carlsbad High School in nearby Carlsbad, Calif. ... A two-time first-team all-Avocado League selection ... Earned second-team all-North County honors ... Was the team's offensive MVP ... Completed 132-of-219 attempts (60.3 percent) for 1,986 yards and 23 touchdowns as a senior ... Also rushed for 194 yards on 46 attempts ... As a junior, passed for 1,899 yards and 18 touchdowns for the Lancers ... Was a three-star recruit by *Rivals.com*, *Scout.com* and *ESPN.com*, and a two-star recruit by *247sports.com* ... Is rated as the 39th-best quarterback by ESPN and the 73rd best by Scout ... Received a scout grade of 76 by ESPN and 247sports.
- **Personal:** Born Oct. 1, 1995, in Las Vegas, Nev. ... Son of Craig Chapman ... Chose SDSU over offers from Arkansas State, Brigham Young, Colorado State, SMU and Washington State ... Undecided on a major.

### Chapman's Career Statistics

Season	Passing								Rushing			
	GP	GS	Att.	Cmp.	Pct.	Int.	TD	Yds.	Rtg.	Att.	Yds.	TD
2015	6	0	6	15	40.0	1	0	76	69.23	1	-9	0
<b>Career</b>	<b>6</b>	<b>0</b>	<b>6</b>	<b>15</b>	<b>40.0</b>	<b>1</b>	<b>0</b>	<b>76</b>	<b>69.23</b>	<b>1</b>	<b>-9</b>	<b>0</b>

**Career/2015 Highs:** Attempts: 13 at California (9/12/15); Completions: 4 at California (9/12/15); Passing Yards: 39 vs. San Diego (9/5/15); Long Pass: 32 vs. San Diego (9/5/15); Completion Pct. (min. 12 att.): 30.77 (4-for-13) at California (9/12/15); Efficiency Rating (min. 12 att.): 39.29 at California (9/12/15).

### Chapman's Career Game-by-Game

Passing												
Date	Opponent	GP	GS	Att.	Cmp.	Pct.	Int.	TD	Yds.	Rtg.		
S.5.15	San Diego	1	0	2	2	100.0	0	0	39	263.80		

S.12.15	at California	1	0	13	4	30.8	1	0	37	39.29	
S.19.15	South Alabama	--- Did Not Play ---									
S.26.15	at Penn State	--- Did Not Play ---									
O.3.15	Fresno State*	--- Did Not Play ---									
O.10.15	at Hawai'i*	--- Did Not Play ---									
O.17.15	at San José State*	--- Did Not Play ---									
O.23.15	Utah State*	1	0	0	0	0.00	0	0	0	0.00	
O.31.15	at Colorado State*	1	0	0	0	0.00	0	0	0	0.00	
N.14.15	Wyoming*	1	0	0	0	0.00	0	0	0	0.00	
N.21.15	at UNLV*	1	0	0	0	0.00	0	0	0	0.00	

**Bold** indicates season high. \* - Mountain West game.

## #53 ROBERT CRAIGHEAD

Offensive Guard • Senior • 6-3 • 300 • Lakeside, Calif. • El Capitan HS

- **At San Diego State:** A versatile player who switched positions in four of his five seasons at San Diego State ... Started as a tight end in 2011 where he redshirted behind 2013 NFL second-round draft pick Gavin Escobar ... Switched to the defensive side of the ball prior to the 2012 campaign and saw action on the defensive line in eight games ... Moved back over to the offensive side of the ball and the tight end position for his sophomore campaign and junior season, before moving to right guard in the spring ... Is listed as the backup at either guard position heading into the regular season finale vs. Nevada.
- **2015 (Senior):** Started the first six games and has played in all 11 on the season ... Started for the first time of his career at right guard in the opener vs. San Diego and for the fourth time overall (also three times at tight end in 2014) ... Also started at California, against South Alabama, at Penn State, vs. Fresno State and at Hawai'i ... Came off the bench for the first time of the year at San José State, and again vs. Utah State, at Colorado State, against Wyoming and at UNLV.
- **2014 (Junior):** Played in all 13 games with his first three career starts ... Had four catches for 42 yards (10.5 avg.) and a 2-yard touchdown ... Made his first collegiate start at tight end, making a 1-yard touchdown catch ... Tied a career high with two receptions and set a career-high with 33 receiving yards in another start at No. 21/23 North Carolina, including a career-long 27-yard grab ... Made the start again at Oregon State, but did not find the stat sheet ... Came off the bench for the first time of the season vs. UNLV, but didn't record a stat ... Played off the bench at Fresno State without recording a stat ... Came off the bench for the second straight contest at New Mexico without finding the stat sheet ... Came up with a 7-yard catch off the bench against Hawai'i ... Played off the bench at Nevada, but did not record a stat ... Logged statless time off the bench vs. Idaho without making a stat ... Logged time on special teams at Boise State, but was unable to find the stat sheet ... Played again vs. Air Force without finding the stat sheet ... Saw time, mainly on special teams, vs. San José State, but was left off the stat sheet ... Played vs. Navy in the Poinsettia Bowl without making the stat sheet.
- **2013 (Sophomore):** Played in all 13 games off the bench with five catches for 32 yards (6.4 avg.) ... Played his first collegiate game at tight end in the opener vs. Eastern Illinois without a stat ... Came off the bench again at No. 3/2 Ohio State and made his first two career catches for 21 yards (10.5 avg.) ... The 21 yards ranked third on the team, while the two receptions were tied for third ... Played against Oregon State, but did not record a stat ... Had an 8-yard reception off the bench at New Mexico State ... Played in the Nevada game without making the stat sheet ... Tied a career high with two grabs for six yards at Air Force in a reserve role ... Played vs. No. 15/18 Fresno State without making it on the stat sheet ... Logged snaps vs. New Mexico, but didn't record a stat ... Played again off the pine at San José State without recording a stat ... Did not record a stat at Hawai'i, but did get playing time ... Played in another game vs. Boise State, but did not find the stat sheet ... Played in the regular season finale at UNLV without making a stat ... Came off the bench vs. Buffalo in the Famous Idaho Potato Bowl, but did record a stat.
- **2012 (Freshman):** Switched from offense to defense prior to the 2012 campaign ... Played on the defensive line in a reserve role in eight contests during the conference title run ... Saw action in five home games and five Mountain West contests during the campaign ... The Aztecs were 7-1 in games that he appeared in, winning the final seven contests of the season ... Logged his first ever playing time in the opener at Washington, but did not record a stat ... Played in the contest against Army but did not record a stat ... Also played vs. North Dakota ... Played vs. Hawai'i without making the stat sheet ... Had his first career tackle vs. Colorado State ... Did not play at Nevada ... Had his first solo stop vs. UNLV ... Had a solo tackle at Boise State ... Played vs. Air Force, but did not record a stat ... Played at Wyoming without recording a stat ... Did not play in the finale vs. Brigham Young.

- **2011 (Redshirt):** Redshirted his first season at SDSU ... Worked with the tight ends.
- **High School:** Was a two-star recruit by *Rivals.com* ... Named to the CIF San Diego Section team his senior season ... Had 26 receptions for 366 yards and a touchdown as a senior ... Recorded 40 receptions for 516 yards and six touchdowns as a junior ... Earned all-East County offensive first-team honors in both his junior and senior seasons ... A two-time all-league selection ... Garnered 2010 all-San Diego section offensive first-team honors from the *Union-Tribune* ... Served as a two-time captain for the Vaqueros ... His team won three consecutive Grossmont North League championships ... Also played basketball, earning the most improved player award as a sophomore and the coaches award as a junior.
- **Personal:** Born April 21, 1993, in Lakeside, Calif. ... Son of Kimberly and John Craighead ... Attended the same high school as former Aztecs Ryan Lindley and Tommie Draheim ... Chose SDSU over Arizona, Boise State, California and Minnesota ... Is majoring in criminal justice.

**Craighead's Career Statistics**

**Defense**

Season	GP	GS	UA	A	TT	TFL	Sk	Int.	PBU	FF	FR
2012	8	0	2	1	3	0.0	0.0	0	0	0	0
<b>Career</b>	<b>8</b>	<b>0</b>	<b>2</b>	<b>1</b>	<b>3</b>	<b>0.0</b>	<b>0.0</b>	<b>0</b>	<b>0</b>	<b>0</b>	<b>0</b>

**Career Highs:** Tackles: 1 at Boise State (11/3/12), vs. UNLV (10/27/12), vs. Hawai'i (10/13/12).

**Offense**

Season	GP	GS	Rec.	Yds.	Avg.	Long	TD
2013	13	0	5	32	6.4	17	0
2014	13	3	4	42	10.5	27	1
<b>Career</b>	<b>26</b>	<b>3</b>	<b>9</b>	<b>74</b>	<b>8.2</b>	<b>27</b>	<b>1</b>

**Career Highs:** Receptions: 2 at North Carolina (9/6/14), Air Force (10/10/13), at Ohio State (9/7/13); Receiving Yards: 33 at North Carolina (9/6/14); Receiving Touchdowns: 1 vs. Northern Arizona (8/30/14); Long Reception: 27 at North Carolina (9/6/14).

**2015 Highs:**

**Offensive Line**

Season	GP	GS
2015	11	6
<b>Career</b>	<b>11</b>	<b>6</b>

**Craighead's Career Game-by-Game**

Date	Opponent	GP	GS	UA	A	TT	TFL	Sk.	Int.	PBU	FF	FR
S.1.12	at Washington	1	0	0	0	0	0.0	0.0	0	0	0	0
S.8.12	Army	1	0	0	0	0	0.0	0.0	0	0	0	0
S.15.12	North Dakota	1	0	0	0	0	0.0	0.0	0	0	0	0
S.22.12	San José State	--- Did Not Play ---										
S.29.12	at Fresno State*	--- Did Not Play ---										
O.6.12	Hawai'i*	1	0	0	0	0	0.0	0.0	0	0	0	0
O.13.12	Colorado State*	1	0	0	1	1	0.0	0.0	0	0	0	0
O.20.12	at Nevada*	--- Did Not Play ---										
O.27.12	UNLV*	1	0	1	0	1	0.0	0.0	0	0	0	0
N.3.12	at 19/14 Boise State*	1	0	1	0	1	0.0	0.0	0	0	0	0
N.10.12	Air Force*	--- Did Not Play ---										
N.24.12	at Wyoming*	1	0	0	0	0	0.0	0.0	0	0	0	0
D.20.12	vs. Brigham Young^	--- Did Not Play ---										
Date	Opponent	GP	GS	No.	Yds.	Avg.	Lg.	TD	TD Lengths			
A.31.13	Eastern Illinois	1	0	0	0	0.0	0	0				
S.7.13	at 3/2 Ohio State	1	0	2	21	10.5	17	0				
S.21.13	Oregon State	1	0	0	0	0.0	0	0				
S.28.13	at New Mexico State	1	0	1	8	8.0	8	0				
O.4.13	Nevada*	1	0	0	0	0.0	0	0				
O.10.13	at Air Force*	1	0	2	3	1.5	6	0				
O.26.13	15/18 Fresno State*	1	0	0	0	0.0	0	0				
N.2.13	New Mexico*	1	0	0	0	0.0	0	0				
N.9.13	at San José State*	1	0	0	0	0.0	0	0				
N.16.13	at Hawai'i*	1	0	0	0	0.0	0	0				
N.23.13	Boise State*	1	0	0	0	0.0	0	0				
N.30.13	at UNLV*	1	0	0	0	0.0	0	0				

D.21.13	vs. Buffalo&	1	0	0	0	0.0	0	0			
A.30.14	Northern Arizona	1	1	1	2	2.0	2	1	2		
S.6.14	at 21/23 No. Carolina	1	1	2	33	17.5	27	0			
S.20.14	at Oregon State	1	1	0	0	0.0	0	0			
S.27.14	UNLV*	1	0	0	0	0.0	0	0			
O.3.14	at Fresno State*	1	0	0	0	0.0	0	0			
O.10.14	at New Mexico*	1	0	0	0	0.0	0	0			
O.18.14	Hawai'i*	1	0	1	7	7.0	0	0			
N.1.14	at Nevada*	1	0	0	0	0.0	0	0			
N.8.14	Idaho	1	0	0	0	0.0	0	0			
N.15.14	at Boise State*	1	0	0	0	0.0	0	0			
N.21.14	Air Force*	1	0	0	0	0.0	0	0			
N.29.14	San José State*	1	0	0	0	0.0	0	0			
D.23.14	Navy#	1	0	0	0	0.0	0	0			

Date	Opponent	GP	GS/POS
S.5.15	San Diego	1	RG
S.12.15	at California	1	RG
S.19.15	South Alabama	1	RG
S.26.15	at Penn State	1	RG
O.3.15	Fresno State*	1	RG
O.10.15	at Hawai'i*	1	RG
O.17.15	at San José State*	1	
O.23.15	Utah State*	1	
O.31.15	at Colorado State*	1	
N.14.15	Wyoming*	1	
N.21.15	at UNLV*	1	

**Bold** indicates season high. \* - Mountain West game. ^ - 2012 San Diego County Credit Union Poinsettia Bowl (Qualcomm Stadium; San Diego, Calif.). & - 2013 Famous Idaho Potato Bowl (Bronco Stadium; Boise, Idaho). # - 2014 San Diego County Credit Union Poinsettia Bowl (Qualcomm Stadium; San Diego, Calif.).

**#2 CHRISTIAN CUMBERLANDER**

**Wide Receiver • Sophomore • 6-3 • 205 • West Point, Ga. • Jirah Prep (N.C.)**

- **At San Diego State:** Athletic player who has seen his first game action in his third season ... Excellent, physical blocker who continues to work on his hands and route running ... Made the move back to wide receiver in the spring after practicing as a Warrior (safety) in Rocky Long's 3-3-5 defense in 2014 ... Entered the season as the fourth "Z", but moved to No. 2 "X" receiver for the South Alabama game ... Is now at the No. 3 spot at the "X" receiver heading into the Nevada game ... Also sees time on the punt return unit.
- **2015 (Sophomore):** Has played the first 11 games of his career with one start, making one catch for no gain ... **vs. San Diego (Sept. 5)** ... Made his collegiate debut vs. San Diego without finding the stat sheet ... **at California (Sept. 12)** ... Had his first career catch for no gain at California ... **vs. South Alabama (Sept. 19)** ... Logged snaps off the bench against South Alabama, but did not record a stat ... **at Penn State (Sept. 26)** ... Made his first career start at Penn State without finding the stat sheet ... **vs. Fresno State (Oct. 3)** ... Also played statless time vs. Fresno State ... **at Hawai'i (Oct. 10)** ... Played again at Hawai'i without recording a stat ... **at San José State (Oct. 17)** ... Also played statless time at San José State ... **vs. Utah State (Oct. 23)** ... Saw limited action against Utah State without recording a stat ... **at Colorado State (Oct. 31)** ... Did not record a stat in time off the bench at Colorado State ... **vs. Wyoming (Nov. 14)** ... Saw statless time vs. Wyoming ... **at UNLV (Nov. 21)** ... Also logged limited time at UNLV.
- **2014 (Freshman):** Did not see any action as a freshman, logging practice reps in the secondary.
- **2013 (Redshirt):** Redshirted his first season at SDSU.
- **High School:** Had 38 receptions for 708 yards and six touchdowns for Jirah Prep in Matthews, N.C., as a senior, despite missing two games with an injury ... Originally played his high school ball at Troup in LaGrange, Ga., where he was the Scholar-Athlete of the Year ... Played in the North-South All-State game ... Captained the team as a senior ... A three-star recruit by Scout.com and 247Sports.com, and a two-star recruit by Rivals.com ... Received a grade of 84 by 247Sports and was rated as the 26th-best recruit in the country and sixth among all wide receivers (according to the website) ... Also played basketball, earning three letters as a shooting guard and small forward.
- **Personal:** Born Jan. 3, 1994 ... Son of Jesse and Madalyn Lee Cumberlander ... Took a visit

to Auburn, but chose the Aztecs ... Also picked SDSU over other offers from Cincinnati, Colorado State, Duke, Houston, Kentucky, Middle Tennessee, Oklahoma State, Ole Miss, Penn State and Washington ... Received recruiting interest from Florida State, LSU, Memphis, Miami, North Carolina, Oregon, TCU and Tennessee as well ... Is majoring in communication with a concentration in liberal arts.

**Cumberlander's Career Statistics**

Season	GP	GS	Rec.	Yds.	Avg.	Long	TD
2015	11	1	1	0	0.0	0	0
<b>Career</b>	<b>11</b>	<b>1</b>	<b>1</b>	<b>0</b>	<b>0.0</b>	<b>0</b>	<b>0</b>

**Career/2015 Highs:** Receptions: 1 vs. South Alabama (9/19/15); Receiving Yards: 0 vs. South Alabama (9/19/15); Long Reception: 0 vs. South Alabama (9/19/15).

**Cumberlander's Career Game-by-Game**

Date	Opponent	GP	GS	No.	Yds.	Avg.	Lg.	TD	TD Lengths
S.5.15	San Diego	1	0	0	0	0.0	0	0	
S.12.15	at California	1	0	1	0	0.0	0	0	
S.19.15	South Alabama	1	0	0	0	0.0	0	0	
S.26.15	at Penn State	1	1	0	0	0.0	0	0	
O.3.15	Fresno State*	1	0	0	0	0.0	0	0	
O.10.15	at Hawai'i*	1	0	0	0	0.0	0	0	
O.17.15	at San José State*	1	0	0	0	0.0	0	0	
O.23.15	Utah State*	1	0	0	0	0.0	0	0	
O.31.15	at Colorado State*	1	0	0	0	0.0	0	0	
N.14.15	Wyoming*	1	0	0	0	0.0	0	0	
N.21.15	at UNLV*	1	0	0	0	0.0	0	0	

**Bold indicates season high.** \* - Mountain West game.

**#57 RYAN DUNN**

**Linebacker • Sophomore • 6-3 • 235 • Alamo, Calif. • Univ. of Arizona**

- **At San Diego State:** A walk-on ... Physical linebacker, who continues to get bigger in the weight room ... Has already seen playing time in his first season at SDSU after transferring from Arizona, which also plays a 3-3-5 defense ... Is expected to start for a 12th straight time Saturday vs. Nevada.
- **2015 (Sophomore):** Has started all 11 games this year at linebacker (10 at middle linebacker, one at an outside spot) ... Has recorded 36 tackles, four tackles for loss and two quarterback hurries ... **vs. San Diego (Sept. 5)** ... Started the opener vs. San Diego, which was his first-ever collegiate game ... Had five tackles (three solo), including 0.5 tackles for loss and each of the first two plays (kickoff and first USD snap) ... **at California (Sept. 12)** ... Started for the second straight game at California, recording a career-best six tackles (one solo) and 0.5 tackles for loss ... **vs. South Alabama (Sept. 19)** ... Had a career-high 10 tackles (four solo) against South Alabama in his first career start at outside linebacker and third overall ... **at Penn State (Sept. 26)** ... Recorded three stops with one for loss in a fourth straight start at Penn State ... **vs. Fresno State (Oct. 3)** ... Made two tackles, including 0.5 TFL, in the conference opener vs. Fresno State ... **at Hawai'i (Oct. 10)** ... Started once again at Hawai'i, but was left off the stat sheet for the first time of his career ... **at San José State (Oct. 17)** ... Did not record a stat for the second straight game in a start at San José State ... **Utah State (Oct. 23)** ... Had four tackles (three solo) in a start vs. Utah State ... **at Colorado State (Oct. 31)** ... Recorded two stops with 0.5 tackles for loss in another start at Colorado State ... **vs. Wyoming (Nov. 14)** ... Finished with two tackles (one solo), including a 1-yard loss, and his first career quarterback hurries (two) in a start vs. Wyoming ... **at UNLV (Nov. 21)** ... Registered two solo stops in another start at UNLV.
- **2014 (Freshman):** Sat out the season due to NCAA transfer rules.
- **2013 (at Univ. of Arizona):** Redshirted his only season at Arizona.
- **High School:** Prepped at San Ramon Valley High School ... Logged 73 total tackles (51 solo) as a senior in 2012 with six tackles for loss, four sacks, two interceptions, one fumble recovery and three forced fumbles ... Had over 100 tackles as a junior in 2011, along with four interceptions and three blocked kicks ... Was named a *PrepStar* All-West Region selection ... Played in the 2012 South Bay BMW West Coast Bowl and the Cal State All-Star Game ... Was a three-star recruit out of high school by Rivals, Scout, 247sports and ESPN.
- **Personal:** Son of Mike and Cathy Dunn ... Picked the Aztecs over an offer from Iowa State ... Also had interest out of high school from Arizona State, Boise State, Boston College, California, Colorado, Iowa State, Nevada, Oregon, Oregon State, San Diego State, TCU, Tennessee, UCLA,

USC, Utah, Washington and Washington State ... Is majoring in economics.

**Dunn's Career Statistics**

Season	GP	GS	UA	A	TT	TFL	Sk	Int.	PBU	FF	FR
2015	11	11	15	21	36	3.0	0.0	0	0	0	0
<b>Career</b>	<b>11</b>	<b>11</b>	<b>15</b>	<b>21</b>	<b>36</b>	<b>3.0</b>	<b>0.0</b>	<b>0</b>	<b>0</b>	<b>0</b>	<b>0</b>

**Career/2015 Highs:** Tackles: 10 vs. South Alabama (9/19/15); Tackles For Loss: 1.0 vs. Wyoming (11/14/15), at Penn State (9/26/15).

**Dunn's Career Game-by-Game**

Date	Opponent	GP	GS	UA	A	TT	TFL	Sk.	Int.	PBU	FF	FR
S.5.15	San Diego	1	1	3	2	5	0.5	0.0	0	0	0	0
S.12.15	at California	1	1	1	5	6	0.5	0.0	0	0	0	0
S.19.15	South Alabama	1	1	4	6	10	0.0	0.0	0	0	0	0
S.26.15	at Penn State	1	1	1	2	3	1.0	0.0	0	0	0	0
O.3.15	Fresno State*	1	1	0	2	2	0.5	0.0	0	0	0	0
O.10.15	at Hawai'i*	1	1	0	0	0	0.0	0.0	0	0	0	0
O.17.15	at San José State*	1	1	0	0	0	0.0	0.0	0	0	0	0
O.23.15	Utah State*	1	1	3	1	4	0.0	0.0	0	0	0	0
O.31.15	at Colorado State*	1	1	0	2	2	0.5	0.0	0	0	0	0
N.14.15	Wyoming*	1	1	1	1	2	1.0	0.0	0	0	0	0
N.21.15	at UNLV*	1	1	2	0	2	0.0	0.0	0	0	0	0

**Bold indicates season high.** \* - Mountain West game.

**#5 CHASE FAVREAU**

**Wide Receiver • Sophomore • 6-1 • 200 • Huntington Beach, Calif. • Edison High**

- **At San Diego State:** Came to SDSU as a dual-threat left-handed passer ... Moved to wide receiver after fall camp ... Worked up to No. 1 at the 'Z' wide receiver spot after a good spring, but is now listed as the No. 3 'Z' wideout heading into the Nevada contest ... Originally signed with the 2011 class, but grayshirted in 2012 ... Joined the Aztecs for spring ball in 2013.
- **2015 (Sophomore):** Has started five times on the year, playing in all 11 games ... Has two catches for 16 yards (8.0 avg.) ... **vs. San Diego (Sept. 5)** ... Earned his first career start in the opener vs. San Diego, making a 5-yard catch ... **at California (Sept. 12)** ... Had an 11-yard reception in another start at California ... **vs. South Alabama (Sept. 19)** ... Made his third straight start against South Alabama, but was held off the statsheet ... **at Penn State (Sept. 26)** ... Came off the bench for the first time of the season at Penn State without making a catch ... **vs. Fresno State (Oct. 3)** ... Started again vs. Fresno State, but did not make a catch ... **at Hawai'i (Oct. 10)** ... Also started at Hawai'i without recording a stat ... **at San José State (Oct. 17)** ... Came off the bench at San José State, where he was held off the stat sheet ... **vs. Utah State (Oct. 23)** ... Did not record a stat in limited action against Utah State ... **at Colorado State (Oct. 31)** ... Also played off the bench at Colorado State without recording a stat ... **vs. Wyoming (Nov. 14)** ... Did not make a stat in bench time vs. Wyoming ... **at UNLV (Nov. 21)** ... Was unable to make a catch at UNLV.
- **2014 (Freshman):** Played in his first seven collegiate games of his career, registering two catches for 55 yards (27.5 avg.) after converting to wide receiver from quarterback ... The 27.5 average led the team (min. two receptions) ... Also attempted one pass on a trick play ... Made his collegiate debut vs. Northern Arizona in the opener, but did not record a stat ... Also played statless ball at Oregon State, vs. UNLV, at Fresno State and at New Mexico ... Made his first catch - a 42-yarder - vs. Hawai'i ... Added a 13-yard catch in the final game of the season vs. Navy in the Poinsettia Bowl.
- **2013 (Redshirt):** Utilized his redshirt season, where he was named the team's offensive co-scout player of the year.
- **High School:** Helped Edison High School go undefeated in the league as a senior when he threw for 1,866 yards and 16 touchdowns, while also rushing for four more scores and 515 total yards ... 2011 Sunset League MVP ... Compiled 1,372 passing yards and also ran for 484 yards for the 7-4 Chargers in 2010 ... Transferred to Edison after attending Mater Dei High in Santa Ana.
- **Personal:** Born Jan. 6, 1994, in Newport Beach, Calif. ... Son of Mike and Laura Favreau ... Picked SDSU over offers from Colorado, Sacramento State, San José State and Utah State ... Is majoring in communications with a concentration in liberal arts.

**Favreau's Career Statistics**

Season	GP	GS	Rec.	Yds.	Avg.	Long	TD
2014	7	0	2	55	27.5	42	0
2015	11	5	2	16	8.0	11	0
<b>Career</b>	<b>18</b>	<b>5</b>	<b>4</b>	<b>71</b>	<b>17.8</b>	<b>42</b>	<b>0</b>

**Career Highs:** Receptions: 1, four times; Receiving Yards: 42 vs. Hawai'i (10/18/14); Long Reception: 42 vs. Hawai'i (10/18/14).

**2015 Highs:** Receptions: 1 at California (9/12/15), vs. San Diego (9/5/15); Receiving Yards: 11 at California (9/12/15); Long Reception: 11 at California (9/12/15).

**Favreau's Career Game-by-Game**

Date	Opponent	GP	GS	No.	Yds.	Avg.	Lg.	TD	TD Lengths
A.30.14	Northern Arizona	1	0	0	0	0.0	0	0	
S.6.14	at 21/23 No. Carolina	1	0	0	0	0.0	0	0	
S.20.14	at Oregon State	1	0	0	0	0.0	0	0	
S.27.14	UNLV*	1	0	0	0	0.0	0	0	
O.3.14	at Fresno State*	1	0	0	0	0.0	0	0	
O.10.14	at New Mexico*	1	0	0	0	0.0	0	0	
O.18.14	Hawai'i*	1	0	1	42	42.0	42	0	
N.1.14	at Nevada*								--- Did Not Play ---
N.8.14	Idaho								--- Did Not Play ---
N.15.14	at Boise State*								--- Did Not Play ---
N.21.14	Air Force*								--- Did Not Play ---
N.29.14	at San José State*								--- Did Not Play ---
D.23.14	Navy#	1	0	1	13	13.0	13	0	
S.5.15	San Diego	1	1	1	5	5.0	5	0	
S.12.15	at California	1	1	1	11	11.0	11	0	
S.19.15	South Alabama	1	1	0	0	0.0	0	0	
S.26.15	at Penn State	1	0	0	0	0.0	0	0	
O.3.15	Fresno State*	1	1	0	0	0.0	0	0	
O.10.15	at Hawai'i*	1	1	0	0	0.0	0	0	
O.17.15	at San José State*	1	0	0	0	0.0	0	0	
O.23.15	Utah State*	1	0	0	0	0.0	0	0	
O.31.15	at Colorado State*	1	0	0	0	0.0	0	0	
N.14.15	Wyoming*	1	0	0	0	0.0	0	0	
N.21.15	at UNLV*	1	0	0	0	0.0	0	0	

**Bold** indicates season high. \* - Mountain West game. # - 2014 San Diego County Credit Union Poinsettia Bowl (Qualcomm Stadium; San Diego, Calif.).

**#42 JAKE FELY****(Fee-LEE)****Linebacker • Senior • 5-10 • 220 • Oceanside, Calif. • Oceanside HS**

- **At San Diego State:** One of the best defensive players in the Mountain West, when healthy ... Tough and aggressive linebacker with a great motor ... Is in his sixth year in the program after the NCAA awarded him another year because of injuries ... Is one of three Aztecs from Oceanside High School ... Started 30 consecutive games at middle linebacker before breaking his right foot against New Mexico State on Sept. 28, 2013, which sidelined him for the rest of the year ... Then missed all of the 2014 spring season and most of last year with a neck injury before finally suiting up Nov. 1 at Nevada ... Played in three games before dislocating his wrist at Boise State on Nov. 15, and the missed the rest of the season ... Is atop the depth chart at one of the outside linebacker spots heading into his final season, currently nursing a broken thumb suffered during the Wyoming game ... Has led SDSU in tackles in 10 games over his career ... Has six career games with double-digit tackles, including two this year ... Is tied for 10th in FBS among active players (and tied for fourth all-time at SDSU) in forced fumbles (7).
- **2015 (Senior):** Was named a team captain by his teammates ... Also was named a third-team preseason all-MW pick by Phil Steele and a fourth-team selection by *Athlon Sports* ... Has started all 10 games he's played in, missing the South Alabama contest with a head injury ... Ranks second on the Aztecs with 64 tackles, despite missing almost two complete games with an injury ... Also has a team-high-tying two forced fumbles, 8.5 tackles for loss, four quarterback hurries, 1.5 sacks and a pass breakup ... Is tied for third in the MW in forced fumbles per game (0.20) ... Leads SDSU with 50 tackles on rushing plays ... **vs. San Diego (Sept. 5)** ... Made his first start in the opener vs. San Diego since Sept. 28, 2013, making nine tackles (six solo) and forcing a fumble ... **at California (Sept. 12)** ... Had another solid outing at California, recording a game-high 11 tackles (three solo), a tackle for loss and 0.5 sacks ... Reached dou-

ble-digits in tackles for the fifth time of his career and first time since Nov. 24, 2012 at Wyoming ... Led SDSU in tackles for the ninth time of his career ... **vs. South Alabama (Sept. 19)** ... Missed the South Alabama game after suffering a mild head injury in a car accident earlier in the week ... **at Penn State (Sept. 26)** ... Returned to start at Penn State, where he recorded his second straight double-digit tackle game, recording a game-high 10 with two for loss ... It was the 10th time he led SDSU in tackles and the sixth time he reached double-figures in tackles ... **vs. Fresno State (Oct. 3)** ... Made five tackles, including two for loss and 0.5 sacks in a start vs. Fresno State ... Also added a quarterback hurry ... **at Hawai'i (Oct. 10)** ... Made seven tackles with 1.5 for loss at Hawai'i ... **at San José State (Oct. 17)** ... Came up with two tackles (one solo) and a pass breakup at San José State, before missing the second half with an upper-body injury ... **vs. Utah State (Oct. 23)** ... Came up with six tackles and a forced fumble against Utah State ... **at Colorado State (Oct. 31)** ... Had four tackles (all solo) and a quarterback hurry at Colorado State ... The quarterback hurry led to an interception by Ram quarterback Nick Stevens to Damontae Kazee, who returned it 55 yards for a touchdown ... **vs. Wyoming (Nov. 14)** ... Had four tackles with one coming for a 1-yard loss vs. Wyoming before leaving the game with a broken thumb ... **at UNLV (Nov. 21)** ... Made six stops (three solo) with 0.5 sacks (and 0.5 TFL) and a quarterback hurry in a start at UNLV, despite playing with a broken thumb.

- **2014 (Junior):** Was voted the team's Most Inspirational Player at the team's football banquet ... Was named to the preseason all-MW team by *Athlon Sports*, *Lindy's Sports* and *Phil Steele Magazine* ... Also was deemed a "Player to Watch" by Lindy's ... Earned a spot on the CFPA Linebacker Trophy Watch List ... Missed the first seven games of the season with a neck injury, before making his debut on Nov. 1 at Nevada ... It was the first time he played in a game in 399 days (since Sept. 28, 2013) after missing 16 straight contests ... Had 12 tackles (5 solo), a pass breakup and a tackle for loss in three games off the bench ... Missed the opener vs. Northern Arizona after missing most of the spring with a neck injury ... Did not travel for the No. 21/23 North Carolina game ... Did not travel again to Oregon State ... Missed the conference opener at home vs. UNLV ... Also didn't travel to Fresno State ... Was not on the travel squad to New Mexico ... Was not cleared to play against Hawai'i ... Made his 2014 debut in the team's eighth game at Nevada ... It was his first action in 399 days (since Sept. 28, 2013) ... Made six tackles (three solo) in the game, which tied for the team lead, despite only being on a limited snap count ... Played for a second straight game off the bench vs. Idaho and had four tackles (two solo), a PBU and 0.5 tackles for loss ... Saw time again at Boise State, recording two assisted tackles and 0.5 tackles for loss for the second straight game ... **Dislocated his wrist in the game and missed the rest of the season** ... Did not suit up for the Air Force game, as he was recovering from surgery ... Also missed the San José State game ... Was on the sidelines for the Poinsettia Bowl game vs. Navy, but did not play.
- **2013 (Junior):** Was named to the Bednarik Award Watch List (Defensive Player of the Year) and Lombardi Award Watch List (Top Lineman) ... Also was named a preseason first-team selection by the Mountain West media, *Athlon Sports*, *Phil Steele* and *Sporting News* ... Finished with 20 tackles with 15 solo stops ... Also had 1.5 TFL, one sack and a PBU ... Started for the 27th straight game in the opener vs. Eastern Illinois, leading SDSU with eight tackles (all solos) ... Started again at No. 3/2 Ohio State, tying for second on the team with six tackles (four solos) ... Earned another start at middle linebacker vs. Oregon State and had one assisted tackle and a PBU ... Started for the 30th straight game at middle linebacker at New Mexico State, making five tackles with 1.5 tackles for a 10 yards of loss, including a 9-yard sack, before breaking his right foot early in the second quarter and missing the rest of the game ... Missed the Nevada game because of his broken foot, but did watch from the sidelines after having surgery just two days earlier ... Missed another game at Air Force ... Did not play again vs. Fresno State ... Missed a fourth straight game vs. New Mexico ... Did not play at San José State ... Did not travel once again to Hawai'i ... Did not play once again vs. Boise State ... Was not on the travel squad in the regular season finale at UNLV.
- **2012 (Sophomore):** Named a second-team all-Mountain West selection ... Voted the team's Defensive Player of the Year ... Started all 13 games at middle linebacker for San Diego State and now has a consecutive games started streak at 26 ... Led the team in tackles for loss (11.5), sacks (7), forced fumbles (2) and tied for team-high honors in unassisted tackles (68) ... Was second on the squad in total tackles (90) and fumble recoveries (2) ... Among Mountain West teams, Fely ranked fourth in sacks (7), sixth in tackles for loss (11.5) and 14th in tackles per game (6.9) ... Had a team-high 73 tackles in San Diego State's nine victories, including four times with 10 or more tackles ... Joined Kirk Morrison (2004) and Joe Martin (2006) as the only San Diego State defensive players to earn multiple Mountain West Conference defensive player-of-the-week honors in the same season ... Became just the second Aztec player in the last 15 seasons and the only player coached by Rocky Long since 2000 to record at least two fumble recoveries, two forced fumbles, 10 tackles for loss and 90 total tackles in the same sea-

son ... One of 10 players to start every game during the 2012 campaign, including just five total on the defensive side of the ball (Nat Berhe, Leon McFadden, Sam Meredith and Jordan Thomas) ... Started the opener at Washington as the middle linebacker and had seven tackles, including four solo and 1.0 for a loss ... Made five stops (all solo) vs. Army as a starter, including a 4-yard sack ... Against North Dakota had two tackles, a sack and his first career PBU ... Had three stops vs. San José State ... Made three tackles, including a sack, and added his first career fumble recovery at Fresno State ... Had six tackles (five solo), which tied for the most on the team against Hawai'i ... Was named the Mountain West Defensive Player of the Week on Oct. 15 for his play against Colorado State, where he set career highs in tackles (13), TFL (3.5) and sacks (2.0), while adding a fumble recovery ... The 3.5 tackles for loss were the most since Miles Burris had 3.5 vs. UNLV on Nov. 27, 2010 ... Also was named one of two CFP National Defensive Performers of the Week and one of two CFP National Linebackers of the Week ... Had nine tackles at Nevada with 0.5 TFL ... Made 11 stops, 2.0 sacks, 2.0 TFL and forced a fumble vs. UNLV en route to earning MW Defensive Player-of-the-Week accolades ... Had seven tackles at Boise State, including a TFL ... Had another double-digit tackle game vs. Air Force, making 10 stops and forcing a fumble ... Made 10 tackles (seven solo) with 0.5 TFL at Wyoming ... Recorded four tackles, all of which were solo stops, and added his second PBU of the season vs. Brigham Young in the Poinsettia Bowl.

- **2011 (Freshman):** Started all 13 contests at middle linebacker ... Made 58 tackles, including 5.5 for a loss, while also tying for the team lead in fumbles forced with three ... Tabbed the squad's outstanding freshman ... First career start against Cal Poly, tying for the team lead in tackles with six, including one for a loss, while adding a forced fumble ... Forced a fumble for the second outing in a row, while also tallying a career-high eight stops in the victory at Army ... Tied for the team lead in tackles with seven against Washington State, including a career-best 2.5 for a loss and a sack ... Forced his third fumble of the season in the third quarter of the Michigan game, while also adding three tackles ... Was in on five stops against TCU ... Had two tackles at Air Force ... Made four stops, including a TFL vs. Wyoming ... Had three tackles, including a sack against New Mexico ... Made three stops at Colorado State, against Boise State and at UNLV ... Had five tackles vs. both Fresno State and Louisiana-Lafayette.
- **2010 (Redshirt):** Played both special teams and on defense as a true freshman ... Logged minutes in three games, but ultimately redshirted after getting injured in practice following the Missouri contest ... Both of his tackles were for a loss, including a nine-yard sack in the opener with Nicholls.
- **High School:** First-team all-CIF San Diego Section as a senior at Oceanside High ... His prep team was No. 1 in the state during his senior season and was ranked nationally ... Was a three-time all-league selection ... Named Hall of Champions Athlete of the Month in September 2009 ... Also earned letters in wrestling and baseball ... Named MVP of his 2007 baseball team and was the 2008 defensive player of the year on his football team.
- **Personal:** Born March 2, 1992, in Oceanside, Calif. ... Son of Cindy and Siliva Fely, Jr. ... His mother, grandmother and aunt all attended SDSU ... Also considered attending BYU, Colorado State, Nevada, Wyoming and UNLV ... Is studying criminal justice.

Fely's Career Statistics

Season	GP	GS	UA	A	TT	TFL	Sk	Int.	PBU	FF	FR
2010	3	0	1	1	2	1.5	1.0	0	0	0	0
2011	13	13	30	28	58	5.5	1.5	0	0	3	0
2012	13	13	68	22	90	11.5	7.0	0	2	2	2
2013	4	4	15	5	20	1.5	1.0	0	1	0	0
2014	3	0	5	7	12	1.0	0.0	0	1	0	0
2015	10	10	29	35	64	8.0	1.5	0	1	2	0
<b>Career</b>	<b>46</b>	<b>40</b>	<b>148</b>	<b>98</b>	<b>246</b>	<b>29.0</b>	<b>12.0</b>	<b>0</b>	<b>5</b>	<b>7</b>	<b>2</b>

**Career Highs:** Tackles: 13 vs. Colorado State (10/13/12); Tackles For Loss: 3.5 vs. Colorado State (10/13/12); Sacks: 2.0 vs. UNLV (10/27/12), vs. Colorado State (10/13/12); Passes Broken Up: 1, five times; Forced Fumbles: 1, seven times; Fumble Recoveries: 1 vs. Colorado State (10/13/12) at Fresno State (9/29/12).

**2015 Highs:** Tackles: 11 at California (9/12/15); Tackles For Loss: 2.0 vs. Fresno State (10/3/15), at Penn State (9/26/15); Sacks: 0.5 at UNLV (11/21/15), vs. Fresno State (10/3/15), at California (9/12/15); Passes Broken Up: 1 at San José State (10/17/15); Forced Fumbles: 1 vs. Utah State (10/23/15), vs. San Diego (9/5/15).

Fely's Career Game-by-Game

Date	Opponent	GP	GS	UA	A	TT	TFL	Sk.	Int.	PBU	FF	FR
S.4.10	Nicholls State	1	0	1	1	2	1.5	1.0	0	0	0	0
S.11.10	at New Mexico State	1	0	0	0	0	0.0	0.0	0	0	0	0

S.18.10	at --/25 Missouri	1	0	0	0	0	0.0	0.0	0	0	0	0
S.25.10	Utah State	--- Did Not Play - Injured ---										
O.9.10	at Brigham Young*	--- Did Not Play - Injured ---										
O.16.10	23/23 Air Force*	--- Did Not Play - Injured ---										
O.23.10	at New Mexico*	--- Did Not Play - Injured ---										
O.30.10	at Wyoming*	--- Did Not Play - Injured ---										
N.6.10	Colorado State*	--- Did Not Play - Injured ---										
N.13.10	at 3/3 TCU*	--- Did Not Play - Injured ---										
N.20.10	25/24 Utah*	--- Did Not Play - Injured ---										
N.27.10	UNLV*	--- Did Not Play - Injured ---										
D.23.10	Navy^^	--- Did Not Play - Injured ---										
S.3.11	Cal Poly	1	1	4	2	6	1.0	0.0	0	0	1	0
S.10.11	at Army	1	1	3	5	8	0.0	0.0	0	0	1	0
S.17.11	Washington State	1	1	4	3	7	2.5	1.0	0	0	0	0
S.24.11	at 22/21 Michigan	1	1	2	2	4	0.0	0.0	0	0	1	0
O.8.11	TCU*	1	1	1	4	5	0.0	0.0	0	0	0	0
O.13.11	at Air Force*	1	1	1	1	2	0.0	0.0	0	0	0	0
O.29.11	Wyoming*	1	1	3	1	4	1.0	0.0	0	0	0	0
N.5.11	New Mexico*	1	1	1	2	3	0.5	0.5	0	0	0	0
N.12.11	at Colorado State*	1	1	2	1	3	0.0	0.0	0	0	0	0
N.19.11	10/11 Boise State*	1	1	2	1	3	0.0	0.0	0	0	0	0
N.26.11	at UNLV*	1	1	2	1	3	0.0	0.0	0	0	0	0
D.3.11	Fresno State*	1	1	4	1	5	0.0	0.0	0	0	0	0
D.17.11	vs. La.-Lafayette`	1	1	1	4	5	0.5	0.0	0	0	0	0
S.1.12	at Washington	1	1	4	3	7	1.0	0.0	0	0	0	0
S.8.12	Army	1	1	5	0	5	1.0	1.0	0	0	0	0
S.15.12	North Dakota	1	1	2	0	2	1.0	1.0	0	1	0	0
S.22.12	San José State	1	1	3	0	3	0.0	0.0	0	0	0	0
S.29.12	at Fresno State*	1	1	2	1	3	1.0	1.0	0	0	0	1
O.6.12	Hawai'i*	1	1	5	1	6	0.0	0.0	0	0	0	0
O.13.12	Colorado State*	1	1	9	4	13	3.5	2.0	0	0	0	1
O.20.12	at Nevada*	1	1	8	1	9	0.5	0.0	0	0	0	0
O.27.12	UNLV*	1	1	8	3	11	2.0	2.0	0	0	1	0
N.3.12	at 19/14 Boise State*	1	1	6	1	7	1.0	0.0	0	0	0	0
N.10.12	Air Force*	1	1	5	5	10	0.0	0.0	0	0	1	0
N.24.12	at Wyoming*	1	1	7	3	10	0.5	0.0	0	0	0	0
D.20.12	Brigham Young^	1	1	4	0	4	0.0	0.0	0	1	0	0
A.31.13	Eastern Illinois	1	1	8	0	8	0.0	0.0	0	0	0	0
S.7.13	at 3/2 Ohio State	1	1	4	2	6	0.0	0.0	0	0	0	0
S.21.13	Oregon State	1	1	0	1	1	0.0	0.0	0	1	0	0
S.28.13	at New Mexico State	1	1	3	2	5	1.5	1.0	0	0	0	0
O.4.13	Nevada*	--- Did Not Play - Injured ---										
O.10.13	at Air Force*	--- Did Not Play - Injured ---										
O.26.13	15/18 Fresno State*	--- Did Not Play - Injured ---										
N.2.13	New Mexico*	--- Did Not Play - Injured ---										
N.9.13	at San José State*	--- Did Not Play - Injured ---										
N.16.13	at Hawai'i*	--- Did Not Play - Injured ---										
N.23.13	Boise State*	--- Did Not Play - Injured ---										
N.30.13	at UNLV*	--- Did Not Play - Injured ---										
D.21.13	vs. Buffalo&	--- Did Not Play - Injured ---										
A.30.14	Northern Arizona	--- Did Not Play - Injured ---										
S.6.14	at 21/23 No. Carolina	--- Did Not Play - Injured ---										
S.20.14	at Oregon State	--- Did Not Play - Injured ---										
S.27.14	UNLV	--- Did Not Play - Injured ---										
O.3.14	at Fresno State*	--- Did Not Play - Injured ---										
O.10.14	at New Mexico*	--- Did Not Play - Injured ---										
O.18.14	Hawai'i*	--- Did Not Play - Injured ---										
N.1.14	at Nevada*	1	0	3	3	6	0.0	0.0	0	0	0	0
N.8.14	Idaho*	1	0	2	2	4	0.5	0.0	0	1	0	0
N.15.14	at Boise State*	1	0	0	2	2	0.5	0.0	0	0	0	0
N.21.14	Air Force*	--- Did Not Play - Injured ---										
N.29.14	San José State*	--- Did Not Play - Injured ---										
D.23.14	Navy#	--- Did Not Play - Injured ---										
S.5.15	San Diego	1	1	6	3	9	0.0	0.0	0	0	1	0

S.12.15	at California	1	1	2	9	11	1.0	0.5	0	0	0	0
S.19.15	South Alabama	--- Did Not Play - Injured ---										
S.26.15	at Penn State	1	1	5	5	10	2.0	0.0	0	0	0	0
0.3.15	Fresno State*	1	1	2	3	5	2.0	0.5	0	0	0	0
0.10.15	at Hawai'i*	1	1	3	4	7	1.5	0.0	0	0	0	0
0.17.15	at San José State*	1	1	1	1	2	0.0	0.0	0	1	0	0
0.23.15	Utah State*	1	1	2	4	6	0.0	0.0	0	0	1	0
0.31.15	at Colorado State*	1	1	4	0	4	0.0	0.0	0	0	0	0
N.14.15	Wyoming*	1	1	1	3	4	1.0	0.0	0	0	0	0
N.21.15	at UNLV*	1	1	3	3	6	0.5	0.5	0	0	0	0

**Bold** indicates season high. \* - Mountain West game. ^^ - 2010 San Diego County Credit Union Poinsettia Bowl (Qualcomm Stadium; San Diego, Calif.). ^ - 2011 L+R Carrier New Orleans Bowl. ^ - 2012 San Diego County Credit Union Poinsettia Bowl (Qualcomm Stadium; San Diego, Calif.). & - 2013 Famous Idaho Potato Bowl (Bronco Stadium; Boise, Idaho). # - 2014 San Diego County Credit Union Poinsettia Bowl (Qualcomm Stadium; San Diego, Calif.).

## #70 ARTHUR FLORES

Center • Junior • 6-5 • 305 • Denver, Colo. • J.K. Mullen HS

- **At San Diego State:** A big body who has worked up to a starting role at center after spring and fall drills ... Moved to center in the spring after practicing as a guard his first three seasons at San Diego State ... Is one of only two Aztecs (LB Ryan Dunn) who's first career start this year came in his first career game.
- **2015 (Junior):** Started all 11 games this year at center ... Started the opener vs. San Diego, having never played in a collegiate game ... Was one of three to make their first career start on the offensive line vs. USD ... Also started at California, and again vs. South Alabama, at Penn State, against Fresno State, at Hawai'i, at San José State, against Utah State, at Colorado State, against Wyoming and at UNLV.
- **2014 (Sophomore):** Did not play in a game during the 2014 season.
- **2013 (Freshman):** Did not play during the 2013 campaign.
- **2012 (Redshirt):** Utilized his redshirt season in 2012.
- **High School:** Offensive tackle, who was the ninth-ranked recruit out of the state of Colorado by ESPN ... As a senior, was a first-team all-state and all-conference honoree at Mullen High School under coach Dave Logan ... Mustangs won state his first three seasons ... Ranked No. 14 in the Rivals 2012 Colorado preseason top 15 recruits ... Earned a Scouts, Inc. grade of 77 and was a three-star recruit by both ESPN.com and Scout.com ... Also lettered three years in basketball and four years in track ... Was tabbed both all-conference and all-state in track.
- **Personal:** Born Feb. 26, 1994, in Denver, Colo. ... Son of Edwin Flores and Amy Flores ... Has five sisters and two brothers ... Goes by the nickname "Beto" ... Went to same high school as former Aztec offensive linemen Alec Johnson and Jimmy Miller ... Also had interest or offers from Penn State, Colorado, Boise State, Vanderbilt, Utah, UCF and Wyoming ... Is majoring in computer science.

### Flores' Career Game-by-Game

Date	Opponent	GP	GS/POS
S.5.15	San Diego	1	C
S.12.15	at California	1	C
S.19.15	South Alabama	1	C
S.26.15	at Penn State	1	C
0.3.15	Fresno State*	1	C
0.10.15	at Hawai'i*	1	C
0.17.15	at San José State*	1	C
0.23.15	Utah State*	1	C
0.31.15	at Colorado State*	1	C
N.14.15	Wyoming*	1	C
N.21.15	at UNLV*	1	C

**Bold** indicates season high. \* - Mountain West game.

## #46 DAKOTA GORDON

Fullback • Senior • 5-10 • 235 • Clovis, Calif. • Fresno City College

- **At San Diego State:** Hard-nosed, physical player who is not afraid of contact ... Former walk-on, who joined SDSU in the spring 2014 after transferring from Fresno City College and earned a scholarship prior to the 2015 spring semester ... Is listed as the starter heading into

the Nevada game on Saturday ... Also sees time on special teams.

- **2015 (Senior):** Has been named a team captain by his teammates ... Is a Burlsworth Trophy nominee, which is given to the most outstanding collegiate football player who began his career as a walk-on and has shown outstanding performance on the field ... Has started all 11 games this season, rushing 28 times for 144 yards (5.1 avg.) with a touchdown and adding eight catches for 109 yards (13.6 avg.) ... vs. **San Diego (Sept. 5)** ... Started the opener vs. San Diego, making an 18-yard catch and rushing for nine yards on two attempts (4.5 avg.) ... at **California (Sept. 12)** ... Started again at California, recording two catches for 19 yards (9.5 avg.) with a long of 11 yards ... Also carried two times for three yards (1.5 avg.) ... vs. **South Alabama (Sept. 19)** ... Had another start against South Alabama, where he carried one time for a 5-yard loss ... The net loss was the first of his first 31 career carries ... at **Penn State (Sept. 26)** ... Started again at Penn State, but did not record a stat ... vs. **Fresno State (Oct. 3)** ... Had a solid game vs. Fresno State in the MW opener, carrying five times for 34 yards (6.8 avg.) with a long of 19 yards and catching a 6-yard pass ... at **Hawai'i (Oct. 10)** ... Rushed three times for eight yards (2.7 avg.) in another start at Hawai'i ... at **San José State (Oct. 17)** ... Carried three times for 13 yards (4.3 avg.) at San José State ... vs. **Utah State (Oct. 23)** ... Had a good all-around game against Utah State with three rushes for 18 yards (6.0 avg.) and a career-long 34-yard grab ... at **Colorado State (Oct. 31)** ... Had arguably the best game of his career at Colorado State, rushing four times for 50 yards (12.5 avg.), including a career-long 46-yard run ... Also added a 15-yard catch ... vs. **Wyoming (Nov. 14)** ... Rushed two times for eight yards (4.0 avg.) against Wyoming and caught a 13-yard pass ... at **UNLV (Nov. 21)** ... Rushed three times for six yards (2.0 avg.), including a 1-yard touchdown that put SDSU up, 21-0, at UNLV ... The touchdown was the first of his career and ended up being the game-winning score ... Also added a 4-yard reception.
- **2014 (Junior):** Played in all 13 games on the season, starting eight times - the opener, the first five Mountain West games, vs. Idaho and against Navy in the Poinsettia Bowl ... Had 26 carries for 110 yards (4.2 avg.) and seven catches for 58 yards (8.3 avg.) ... None of his 26 carries were for a loss, which were the sixth most in the nation without a loss and the second most by an Aztec since at least 1996 ... Earned the start in the opener vs. Northern Arizona, where he had a 9-yard catch, his first at the Division I level ... Came off the bench at No. 21/23 North Carolina, where he had a career-high three catches for a career-high 42 yards ... Included in the 42 yards was a career-long 24-yard grab ... The three catches tied for the second most on the team, while the 42 yards tied for third ... Came off the bench again at Oregon State, where he had two catches for minus (-1) yard and attempted his first career rush, a 4-yarder ... Made his second career start vs. UNLV, carrying four times for 19 yards (4.8 avg.), including an 11-yard run ... Had another good game in another start at Fresno State, rushing for a career-high 42 yards on a career-best six attempts (7.0 avg.) ... Had his third straight start at New Mexico, carrying four times for five yards ... Carried three times for 20 yards (6.7 avg.) and added a 8-yard catch in his fourth consecutive start vs. Hawai'i ... Earned the start once again at Nevada, where he had one rush for no yards ... Made another start vs. Idaho and had a 1-yard rush ... Came off the bench at Boise State and had a 4-yard rush ... Came off the pine for the second straight game against Air Force and carried twice for five yards (2.5 avg.) ... Had 10 rushing yards on three attempts in a reserve role vs. San José State ... Earned the start vs. Navy in the Poinsettia Bowl without finding the stat sheet.
- **2012-13 (At Fresno City College):** Played two years at Fresno City College, helping the Rams win the 2013 North Valley regular season title and a share of the 2012 title ... Earned all-conference honors as a running back/fullback in 2013, rushing for 243 yards and three touchdowns on 37 carries (6.6 avg.) ... Also added 13 receptions for 153 yards and two scores ... Carried seven times for 35 yards (5.0 avg.) in 2012 and had three catches for 36 yards.
- **High School:** Played his prep ball at Clovis High School, earning all-Valley League DI honors as a senior ... Also was the team MVP ... Over his two years, rushed for 604 yards and six touchdowns on 104 carries (5.8 avg.) to go along with a 24-yard reception ... Also wrestled and was on the track & field team ... Finished second at the 2012 CIF State Championships as a 197-pounder ... Also was an all-league, all-valley, all-masters and all-state pick as a wrestler ... A scholar-athlete.
- **Personal:** Born April 12, 1994, in Clovis, Calif. ... Son of Kelvin and Gina Olivas ... Majoring in economics.

### Gordon's Career Statistics

Season	GP	GS	Rushing				Receiving					
			Att.	Yds.	TD	Lg. 100+	No.	Yds.	Avg.	TD	Lg.	
2014	13	7	26	110	0	21	0	7	58	8.3	0	24
2015	11	11	28	144	1	46	0	8	109	13.6	0	34
<b>Career</b>	<b>24</b>	<b>18</b>	<b>54</b>	<b>254</b>	<b>1</b>	<b>46</b>	<b>0</b>	<b>15</b>	<b>167</b>	<b>11.1</b>	<b>0</b>	<b>34</b>



**Career Highs:** Carries: 6 at Fresno State (10/3/14); Rushing Yards: 50 at Colorado State (10/31/15); Rushing Touchdowns: 1 at UNLV (11/21/15); Long Rush: 46 at Colorado State (10/31/15); Receptions: 3 at North Carolina (9/6/14); Receiving Yards: 42 at North Carolina (9/6/14); Long Reception: 34 vs. Utah State (10/23/15).

**2015 Highs:** Carries: 5 vs. Fresno State (10/3/15); Rushing Yards: 50 at Colorado State (10/31/15); Rushing Touchdowns: 1 at UNLV (11/21/15); Long Rush: 46 at Colorado State (10/31/15); Receptions: 2 at California (9/12/15); Receiving Yards: 34 vs. Utah State (10/23/15); Long Reception: 34 vs. Utah State (10/23/15).

**Gordon's Career Game-by-Game**

Date	Opponent	GP	GS	Rushing				Receiving		
				Att.	Yds.	Avg.	TD	No.	Yds.	TD
A.30.14	Northern Arizona	1	1	0	0	0.0	0	1	9	0
S.6.14	at 21/23 No. Carolina	1	0	0	0	0.0	0	3	42	0
S.20.14	at Oregon State	1	0	1	4	4.0	0	2	-1	0
S.27.14	UNLV*	1	1	4	19	4.8	0	0	0	0
O.3.14	at Fresno State*	1	1	6	42	7.0	0	0	0	0
O.10.14	at New Mexico*	1	1	4	5	1.3	0	0	0	0
O.18.14	Hawai'i*	1	1	3	20	6.7	0	1	8	0
N.1.14	at Nevada*	1	1	1	0	0.0	0	0	0	0
N.8.14	Idaho	1	1	1	1	1.0	0	0	0	0
N.15.14	at Boise State*	1	0	1	4	4.0	0	0	0	0
N.21.14	Air Force*	1	0	2	5	2.5	0	0	0	0
N.29.14	San José State*	1	0	3	10	3.3	0	0	0	0
D.23.14	Navy#	1	0	0	0	0.0	0	0	0	0
S.5.15	San Diego	1	1	2	9	4.5	0	1	18	0
S.12.15	at California	1	1	2	3	1.5	0	2	19	0
S.19.15	South Alabama	1	1	1	-5	-5.0	0	0	0	0
S.26.15	at Penn State	1	1	0	0	0.0	0	0	0	0
O.3.15	Fresno State*	1	1	5	34	6.8	0	1	6	0
O.10.15	at Hawai'i*	1	1	3	8	2.7	0	0	0	0
O.17.15	at San José State*	1	1	3	13	4.3	0	0	0	0
O.23.15	Utah State*	1	1	3	18	6.0	0	1	34	0
O.31.15	at Colorado State*	1	1	4	50	12.5	0	1	15	0
N.14.15	Wyoming*	1	1	2	8	4.0	0	1	13	0
N.21.15	at UNLV*	1	1	3	6	2.0	1	1	4	0

*Bold indicates season high. \* - Mountain West game. # - 2014 San Diego County Credit Union Poinsettia Bowl (Qualcomm Stadium; San Diego, Calif.).*

**#72 DARRELL GREENE (duh-RELL)**

**Offensive Line • Senior • 6-4 • 325 • Oakley, Calif. • Freedom HS**

- **At San Diego State:** A big body who worked from a backup at right guard after the 2013 spring drills to a starter entering the Ohio State game in the second contest of the 2013 season, where he has remained since ... Was listed once again as the starter at right guard after the spring campaign, but was suspended for the first six games for violating team rules ... Had started the final 25 games of the 2013 and 2014 seasons ... Returned to the starting lineup at San José State, where he has been listed ever since.
- **2015 (Senior):** Is on the Rotary Lombardi Watch List, which goes out to the top lineman in the country or linebacker near the line of scrimmage ... Also was a preseason first-team all-Mountain West pick by *USA Today*, *Phil Steele*, *Lindy's Sports* and *ESPN College Football Preview* ... *Athlon Sports* has him on the second team as well ... Has been deemed the "Mountain West's Best Run Blocker" by *Lindy's* ... Sat out the first six games for violation of team rules ... Started at right guard in his return at San José State ... Also started against Utah State, at Colorado State, vs. Wyoming and at UNLV.
- **2014 (Junior):** Was named an honorable-mention all-Mountain West selection by the league's media and head coaches ... Also was named to the MW preseason fourth team by *Phil Steele* ... Started all 13 games for the Aztecs at right guard ... Made this 13th consecutive start at right guard in the opener vs. Northern Arizona ... Started again at No. 21/23 North Carolina, at Oregon State, against UNLV, at Fresno State, at New Mexico, against Hawai'i, Nevada, vs. Idaho, at Boise State, vs. Air Force, against San José State and vs. Navy in the Poinsettia Bowl.
- **2013 (Sophomore):** Played in all 13 games with 12 consecutive starts to end the season ... Came off the bench to play at right guard in the second half in the opener vs. Eastern Illinois ... Earned his first career start the following week at Ohio State ... Also added tackle on an

Aztec turnover ... Started again at right guard vs. Oregon State, at New Mexico State, vs. Nevada, at Air Force, vs. Fresno State, against New Mexico, at San José State, at Hawai'i, vs. Boise State, at UNLV and vs. Buffalo ... Also had one tackle on an Aztec turnover.

- **2012 (Freshman):** Played in two games in his first non-redshirt season ... Playing time came against Army and Hawai'i.
- **2011 (Redshirt):** Redshirted his first season with the Aztecs.
- **High School:** A two-star recruit by *Rivals.com* ... Received Bay Valley Athletic League first-team honors his senior season ... Recognized by the BVAL as the league's top lineman in 2010 ... Also played basketball for the Falcons, leading the team in rebounds his senior season on his way to all-league honors ... Bay Area "Cream of the Crop" team selection.
- **Personal:** Born Oct. 29, 1992, in Decatur, Ga. ... Son of Jacqueline and Johnnie Greene ... Father, Johnnie, played college football ... Picked the Aztecs over Fresno State, Nevada, Utah, Washington State, San José State and Sacramento State ... Majoring in social science.

**Greene's Career Statistics**

Season	GP	GS
2012	2	0
2013	13	12
2014	13	13
2015	5	5
<b>Career</b>	<b>33</b>	<b>30</b>

**Greene's Career Game-by-Game**

Date	Opponent	GP	GS/POS
S.8.12	Army	1	
O.6.12	Hawai'i*	1	
A.31.13	Eastern Illinois	1	
S.7.13	at No. 3/2 Ohio State	1	RG
S.21.13	Oregon State	1	RG
S.28.13	at New Mexico State	1	RG
O.4.13	Nevada	1	RG
O.10.13	at Air Force*	1	RG
O.26.13	15/18 Fresno State*	1	RG
N.2.13	New Mexico*	1	RG
N.9.13	at San José State*	1	RG
N.16.13	at Hawai'i*	1	RG
N.23.13	Boise State*	1	RG
N.30.13	at UNLV*	1	RG
D.21.13	vs. Buffalo&	1	RG
A.30.14	Northern Arizona	1	RG
S.6.14	at 21/23 No. Carolina	1	RG
S.20.14	at Oregon State	1	RG
S.27.14	UNLV*	1	RG
O.3.14	at Fresno State*	1	RG
O.10.14	at New Mexico*	1	RG
O.18.14	Hawai'i*	1	RG
N.1.14	at Nevada*	1	RG
N.8.14	Idaho	1	RG
N.15.14	at Boise State*	1	RG
N.21.14	Air Force*	1	RG
N.29.14	vs. San José State*	1	RG
D.23.14	Navy#	1	RG
S.5.15	San Diego	---	DNP - Suspended ---
S.12.15	at California	---	DNP - Suspended ---
S.19.15	South Alabama	---	DNP - Suspended ---
S.26.15	at Penn State	---	DNP - Suspended ---
O.3.15	Fresno State*	---	DNP - Suspended ---
O.10.15	Hawai'i*	---	DNP - Suspended ---
O.17.15	at San José State*	1	RG
O.23.15	Utah State*	1	RG
O.31.15	at Colorado State*	1	RG
N.14.15	Wyoming*	1	RG
N.21.15	at UNLV*	1	RG

*\* - Mountain West game. & - 2013 Famous Idaho Potato Bowl (Bronco Stadium; Boise, Idaho). #*

- 2014 San Diego County Credit Union Poinsettia Bowl (Qualcomm Stadium; San Diego, Calif.).

#59 DONNY HAGEMAN

Kicker • Senior • 6-1 • 175 • Covina, Calif. • Mt. San Antonio College

- **At San Diego State:** Joined the Aztecs in the fall of 2014 and ended up winning the kicking (field goals/PATs) job ... Has a powerful, accurate leg ... Is slated to kick PAT's and field goals for SDSU this year as well as kick off ... Can also punt if need be ... Has the most PAT's (81) in program history without a miss ... Among the SDSU all-time leaders, is tied for first in PAT percentage (1.000), second in field goal percentage (.791) and fifth in made field goals (34) ... Has missed just two field goals in an Aztec loss over his career.
- **2015 (Senior):** Has been named the Mountain West Special Teams Player of the Year and to the all-conference preseason team by the league's media ... Is on the Lou Groza Award Watch List, which goes out to the nation's best kicker ... Has also racked up numerous first-team honors by publications, including *USA Today*, Phil Steele, *Sporting News*, *Athlon Sports*, *Lindy's Sports* and *ESPN College Football Preview* ... *Sporting News* called him the "Mountain West's Best Under Pressure" ... Is 14-for-18 (.778) on field goal attempts on the season and 44-for-44 on PAT's ... Also has kicked off 67 times for 4,239 yards, averaging 63.3 yards per boot ... Is tied for second in the MW (and tied for 46th in FBS) in field goals per game (1.27) and fourth in the MW (and tied for 46th in FBS) in field goal percentage (77.8) ... Has a long field goal of 54 yards (twice), which ranks in a tie for 10th in FBS this year and is tied for the second longest in Aztec history ... Is one of just two kickers in SDSU history with multiple 50-plus-yard field goals (54 and 54) in the same season, joining Chris O'Brien (50 and 51) in 1984 ... Is also one of only two kickers in FBS this season (also Texas A&M's Taylor Bertolet) with at least two field goals of 54-plus yards ... **vs. San Diego (Sept. 5)** ... Had a solid opener vs. San Diego, going 3-for-3 on field goal attempts - 33, 36 and 37 yards - and making all four PAT's ... The 13 points were a career high, while the three field goals tied a career best ... The three field goals were also tied for the second most in the country in the first week ... Also kicked off eight times for 483 yards (60.4 avg.) with one touchback ... **at California (Sept. 12)** ... Made his only PAT at California and kicked off twice for 127 yards (63.5 avg.) with one touchback ... **vs. South Alabama (Sept. 19)** ... Was 2-for-3 (made 40 and 54, missed 41) on field-goal attempts and was perfect on PATs (3-for-3) ... The 54-yard field goal was tied for the second longest in Aztec history, the longest since Chris O'Brien hit a 54-yarder at Air Force on Nov. 2, 1985, the longest in program history at an elevation below 6,000 feet and matched the longest in Mountain West history at a city with an elevation below 4,600 feet ... **at Penn State (Sept. 26)** ... Made all three PAT's at Penn State and kicked off four times for 248 yards (62.0 avg.) ... **vs. Fresno State (Oct. 3)** ... Was 3-for-3 in PAT's against Fresno State, but missed both field goal attempts - 50 and 42 yards ... **at Hawai'i (Oct. 10)** ... Made all four PAT's at Hawai'i without attempting a field goal ... **at San José State (Oct. 17)** ... Tied a career high with three field goals at San José State, going 3-for-3 with makes from 31, 25 and 39 yards ... Also was perfect in three PAT's ... Kicked off seven times for 450 yards (64.3 avg.) with a career-high five touchbacks at San José State ... **vs. Utah State (Oct. 23)** ... Was 2-for-3 in field goal attempts against Utah State (making 41 and 21, missing from 36) and made all six PAT's ... Also kicked off nine times for 567 yards (63.0 avg.) with four touchbacks ... **at Colorado State (Oct. 31)** ... Was named the MW Special Teams Player of the Week for his play at Colorado State, connecting on both field goal attempts and all five PAT's in the win ... The back-to-back field goals came late in the second quarter to tie the game at 10-10 (20 yards) and with no time left to give SDSU a 13-10 lead (54 yards) and a lead it would never relinquish ... The long of 54 yards matched a career long and was tied for the second longest in program history ... Became just the second Aztec in school history with multiple 50-plus-yard field goals (54 and 54) in the same season, joining Chris O'Brien (50 and 51) in 1984 ... Was also perfect in kickoff attempts, averaging 65.0 yards per boot on seven attempts with a career-high-tying five touchbacks ... **vs. Wyoming (Nov. 14)** ... Made a 26-yard field goal vs. Wyoming, and was 5-for-5 in PAT tries ... Also kicked off seven times for 435 yards, averaging 62.1 yards per boot ... **at UNLV (Nov. 21)** ... Made seven PAT's and nailed a 29-yard field goal at UNLV ... Also kicked off eight times for 501 yards (62.6 avg.).
- **2014 (Junior):** Was named the team's Most Valuable Special Teams Player ... Played in all 13 games, starting all as the placekicker and another three times as the kickoff specialist ... Was 20-for-25 on field goal attempts and 37-for-37 on PATs ... Also kicked off 19 times for 1,192 yards, averaging 62.7 yards per boot with five touchbacks ... Made eight straight field goal tries from Sept. 6-Oct. 18 ... Ranked second on the team with 97 points ... His 20 field goals were a school record ... His 7.46 points per game ranked third in the league among kickers ... Led the league with 1.54 field goals per game, which also ranked in a tie for 17th in the country ... Ranked second in the league in field goal percentage (80.0) and tied for 30th

in the nation ... His 80.0 field goal percentage ranked fifth in SDSU single-season history ... Only three players in school history made more PAT's in a season without a miss than his 37 ... Had a 49-yarder and a 48-yarder, SDSU's longest field goal makes since 2010 ... Was 6-for-7 from 40-plus yards ... The six made field goals from 40-plus yards tied for the sixth most in the nation, while the 85.7 percent from 40-plus yards ranked in a tie for third ... Had seven games with multiple field goal makes, including three with three makes ... Made his SDSU debut in the opener vs. Northern Arizona ... Hit a 48-yard field goal in second quarter, which was the team's first field goal make since Sept. 28, 2013 ... Every other team in the country had made one over that span except for the Aztecs ... The 48-yard field goal was SDSU's longest since Abel Perez hit a 53-yarder vs. UNLV on Nov. 27, 2010 ... Later missed a 46-yarder, but was perfect (5-for-5) on PAT tries ... Was a perfect 2-for-2 on field goal tries and made all three of his PATs at No. 21/23 North Carolina ... Connected on a 49-yarder and a 40-yarder in the fourth quarter ... The first put SDSU up, 24-14, and the second gave the Aztecs a 27-21 lead ... The 49-yard field goal make was a career long and the program's longest since Abel Perez hit a 53-yarder vs. UNLV on Nov. 27, 2010 ... It's also tied for the 22nd longest in the country this season ... Was named a CFPA Honorable Mention Specialist of the Week for his play in the UNC game ... Was the team's placekicker once again at Oregon State, where he made the only extra-point try of the day for SDSU ... Was 2-for-2 on field goal attempts (24 yards and 31 yards) vs. UNLV and 4-for-4 in PAT's ... Accounted for seven of SDSU's 13 points at Fresno State, going 2-for-2 on field goal attempts and 1-for-1 in PAT's ... The made field goals were from 24 and 36 yards ... Made his seventh straight field goal, a 25-yarder, at New Mexico ... Also was 3-for-3 on PAT's ... Was 2-for-3 in field goal attempts against Hawai'i and made both of his PAT tries ... Made a 36-yarder in the first quarter to put SDSU up, 10-0 ... Had his streak of consecutive field goal makes snapped at eight with a miss in the fourth quarter from 31 yards ... Started a new streak with a 23-yarder later in the fourth ... Was 2-for-2 in PAT's without attempting a field goal at Nevada ... Made all five PAT's against Idaho, but missed a 36-yard field goal in the fourth quarter ... Had arguably his best game of the season at Boise State, going 3-for-3 on field goal attempts and 2-for-2 in PAT's ... The three field goals were a career high ... Hit a 41-yarder in the first quarter and a 44-yarder in the third, his two longest makes since a career-long 49-yarder at No. 21/23 North Carolina on Sept. 6 ... Was named a CFPA Placekicker Performer of the Week for his efforts ... Had another good game against Air Force, going 3-for-4 in field goal attempts and 3-for-3 in PAT's ... The three field goals tied a career high, while the 12 points set a career best ... Made all five PAT's against San José State and made his only field goal attempt, a 23-yarder ... Was 3-for-4 on field goal attempts vs. Navy in the Poinsettia Bowl and 1-for-1 on PAT's ... The career-high-tying three field goals gave him 20 for the season, which set a SDSU school record ... It was his seventh game with multiple field goals.

- **2012-13 (At Mt. SAC):** Played two years at Mt. San Antonio College, where he was a first-team all-Central Conference kicker and punter ... Was the recipient of the Outstanding Specialist Award as a sophomore ... Made 19-of-20 field goal attempts and 54-of-56 PAT's for 111 points ... Had a long field goal of 43 yards ... Also served as punter for the Mounties, recording 35 punts for an average of 42.4 yards ... Had a long punt of 66 yards and landed 12 inside the opponents 20-yard-line ... Also competed in track & field at Mt. SAC.
- **High School:** Was an all-Sierra League and all-area punter at Damien High in La Verne, Calif. ... Also played soccer in high school, and was the Sierra League Champion and CIF qualifier in 110 and 300 hurdles ... A scholar-athlete ... Received two stars from *Rivals.com*.
- **Personal:** Born Feb. 17, 1993, in Covina, Calif. ... Son of Don and Lisa Hageman ... Also had an offer from Indiana State, and received interest from New Mexico, Temple, Washington and Washington State ... Is majoring in social science.

Hageman's Career Statistics

Kicking

Season	GP	GS	FGM	FGA	Pct.	01-19	20-29	30-39	40-49	50+	Lg.	Blk.
2014	13	13	20	25	80.0	0-0	7-8	7-10	6-7	0-0	49	0
2015	11	11	14	18	77.8	0-0	5-5	5-6	2-4	2-3	54	0
<b>Career</b>	<b>24</b>	<b>24</b>	<b>34</b>	<b>43</b>	<b>79.1</b>	<b>0-0</b>	<b>12-13</b>	<b>12-16</b>	<b>8-11</b>	<b>2-3</b>	<b>54</b>	<b>0</b>

Kickoffs

Season	GP	GS	No.	Yds.	Avg.	TB	OB
2014	13	3	19	1,192	62.7	5	3
2015	11	11	67	4,239	63.3	21	4
<b>Career</b>	<b>24</b>	<b>14</b>	<b>86</b>	<b>5,431</b>	<b>63.2</b>	<b>26</b>	<b>7</b>

**Career Highs:** Points: 13 vs. San Diego (9/5/15); Field Goals: 3, five times; Long Field Goal: 54 at Colorado State (10/31/15), vs. South Alabama (9/19/15); Kickoffs: 9 vs. Utah State

(10/23/15); Touchbacks: 5 at Colorado State (10/31/15), at San José State (10/17/15); Kickoff Avg. (More than 1 att.): 65.0 (7-for-455) at Colorado State (10/31/15), (5-for-325) at Hawai'i (10/10/15), (4-for-260) vs. Fresno State (10/3/15).

**2015 Highs:** Points: 13 vs. San Diego (9/5/15); Field Goals: 3 at San José State (10/17/15), vs. San Diego (9/5/15); Long Field Goal: 54 at Colorado State (10/31/15), vs. South Alabama (9/19/15); Kickoffs: 9 vs. Utah State (10/23/15); Touchbacks: 5 at Colorado State (10/31/15), at San José State (10/17/15); Kickoff Avg. (More than 1 att.): 65.0 (7-for-455) at Colorado State (10/31/15), (5-for-325) at Hawai'i (10/10/15), (4-for-260) vs. Fresno State (10/3/15).

**Hageman's Career Game-by-Game Kicking**

Date	Opponent	GP	GS	PATs		FGs			
				Md.	Att.	Md.	Att.	Long	Blkd.
A.30.14	Northern Arizona	1	*	5	5	1	2	48	0
S.6.14	at 21/23 No. Carolina	1	*	3	3	2	2	49	0
S.20.14	at Oregon State	1	*	1	1	0	0	0	0
S.27.14	UNLV*	1	*	4	4	2	2	31	0
O.3.14	at Fresno State*	1	*	1	1	2	2	36	0
O.10.14	at New Mexico*	1	*	3	3	1	1	25	0
O.18.14	Hawai'i*	1	*	2	2	2	3	36	0
N.1.14	at Nevada*	1	*	2	2	0	0	0	0
N.8.14	Idaho	1	*	5	5	0	1	0	0
N.15.14	at Boise State*	1	*	2	2	3	3	44	0
N.21.14	Air Force*	1	*	3	3	3	4	36	0
N.29.14	San José State*	1	*	5	5	1	1	23	0
D.23.14	Navy#	1	*	1	1	3	4	43	0
S.5.15	San Diego	1	*	4	4	3	3	37	0
S.12.15	at California	1	*	1	1	0	0	0	0
S.19.15	South Alabama	1	*	3	3	2	3	54	0
S.26.15	at Penn State	1	*	3	3	0	0	0	0
O.3.15	Fresno State*	1	*	3	3	0	2	0	0
O.10.15	at Hawai'i*	1	*	4	4	0	0	0	0
O.17.15	at San José State*	1	*	3	3	3	3	39	0
O.23.15	Utah State*	1	*	6	6	2	3	41	0
O.31.15	at Colorado State*	1	*	5	5	2	2	54	0
N.14.15	Wyoming*	1	*	5	5	1	1	26	0
N.21.15	at UNLV*	1	*	7	7	1	1	29	0

**Kickoffs**

Date	Opponent	GP	GS	No.	Yds.	Avg.	TB	OB
A.30.14	Northern Arizona	1		0	0	0.0	0	0
S.6.14	at No. 22/23 UNC	1		0	0	0.0	0	0
S.20.14	at Oregon State	1		0	0	0.0	0	0
S.27.14	UNLV*	1		0	0	0.0	0	0
O.3.14	at Fresno State*	1		0	0	0.0	0	0
O.10.14	at New Mexico*	1		0	0	0.0	0	0
O.18.14	Hawai'i*	1		0	0	0.0	0	0
N.1.14	at Nevada*	1		0	0	0.0	0	0
N.8.14	Idaho	1		0	0	0.0	0	0
N.15.14	at Boise State*	1		0	0	0.0	0	0
N.21.14	Air Force*	1	*	7	445	63.6	1	1
N.29.14	San José State*	1	*	7	442	63.1	3	1
D.23.14	Navy#	1	*	5	305	61.0	1	1
S.5.15	San Diego	1	*	8	483	60.4	1	1
S.12.15	at California	1	*	2	127	63.5	1	0
S.19.15	South Alabama	1	*	6	388	64.7	2	0
S.26.15	at Penn State	1	*	4	248	62.0	0	0
O.3.15	Fresno State*	1	*	4	240	65.0	3	0
O.10.15	at Hawai'i*	1	*	5	325	65.0	0	0
O.17.15	at San José State*	1	*	7	450	64.3	5	0
O.23.15	Utah State*	1	*	9	567	63.0	4	1
O.31.15	at Colorado State*	1	*	7	455	65.0	5	0
N.14.15	Wyoming*	1	*	7	435	62.1	0	2
N.21.15	at UNLV*	1	*	8	501	62.6	0	0

**Bold** indicates season high. \* - Mountain West game. # - 2014 San Diego County Credit Union

Poinsettia Bowl (Qualcomm Stadium; San Diego, Calif.). GS - in this category indicates the player was on the field the first time San Diego State was in the field goal formation.

**#95 NOBLE HALL**

**Defensive Tackle • RS-Freshman • 6-3 • 265 • Las Vegas, Nev. • Valley HS**

- **At San Diego State:** Athletic, mobile defensive lineman who redshirted the 2015 campaign, adding weight and bulk to his frame ... Is listed as the backup to Christian Heyward at defensive tackle after starting the first three games of the season.
- **2015 (Freshman):** Started three games on the season (first three) and has played in all 11 as a redshirt freshman ... Has 20 tackles with six tackles for loss, 0.5 sacks, a forced fumble, a pass breakup and a team-high-tying four quarterback hurries ... **vs. San Diego (Sept. 5)** ... Was the only freshman to start in the opener (defense or offense), earning the nod at defensive tackle ... Finished with two tackles (one solo), including 0.5 tackles for loss, and a quarterback hurry ... **at California (Sept. 12)** ... Had three assisted stops in his second straight start at California ... **vs. South Alabama (Sept. 19)** ... Made his third consecutive start vs. South Alabama, making one solo tackle, a 1-yard loss ... **at Penn State (Sept. 26)** ... Had arguably the best game of his young career at Penn State off the bench, recording career bests in tackles (4) and tackles for loss (1.5) ... **vs. Fresno State (Oct. 3)** ... Played off the bench vs. Fresno State, but failed to record a stat for the first time of the season ... **at Hawai'i (Oct. 10)** ... Had another good game at Hawai'i with three tackles, including a 1/2 sack (and tackle for loss) for four yards ... **at San José State (Oct. 17)** ... Recorded a solo tackle - a 1-yard loss - off the pine at San José State ... **vs. Utah State (Oct. 23)** ... Had another good game against Utah State with two solo tackles, including a 1-yard loss, and the first forced fumble of his career ... **at Colorado State (Oct. 31)** ... Made four stops with 0.5 tackles for loss in a reserve role at Colorado State ... **vs. Wyoming (Nov. 14)** ... Recorded his first career pass breakup off the pine against Wyoming ... **at UNLV (Nov. 21)** ... Was held off the stat sheet off the bench at UNLV.
- **2014 (Redshirt):** Redshirted his first season on The Mesa, where he was named the SDSU Defensive Scout Team Player of the Year.
- **High School:** A three-year letterwinner and a three-time team captain at Valley High in Las Vegas, Nev. ... An all-city team selection ... Recorded 64 total tackles, four sacks and an interception returned for a touchdown as a junior ... Previously known as Eric Burrell, but legally changed his name to honor his father, who was shot and killed before he was born ... Also earned three letters in basketball ... Received three stars from ESPN and 247sports.com, and two stars from Rivals and Scouts ... Got a grade of 81 at tight end by 247sports and a 74 by ESPN.
- **Personal:** Born June 7, 1996, in Las Vegas, Nev. ... Son of Tynasha Chism ... Chose SDSU over other offers from Army, Idaho and Northern Arizona ... Is majoring in criminal justice.

**Hall's Career Statistics**

Season	GP	GS	UA	A	TT	TFL	Sk	Int.	PBU	FF	FR
2015	11	3	8	12	20	6.0	0.5	0	1	1	0
<b>Career</b>	<b>11</b>	<b>3</b>	<b>8</b>	<b>12</b>	<b>20</b>	<b>6.0</b>	<b>0.5</b>	<b>0</b>	<b>1</b>	<b>1</b>	<b>0</b>

**Career/2015 Highs:** Tackles: 4 at Colorado State (10/31/15), at Penn State (9/26/15); Tackles For Loss: 1.5 at Penn State (9/26/15); Sacks: 0.5 at Hawai'i (10/10/15); Passes Broken Up: 1 vs. Wyoming (11/14/15); Forced Fumbles: 1 vs. Utah State (10/23/15).

**Hall's Career Game-by-Game**

Date	Opponent	GP	GS	UA	A	TT	TFL	Sk.	Int.	PBU	FF	FR
S.5.15	San Diego	1	1	1	1	2	0.5	0.0	0	0	0	0
S.12.15	at California	1	1	0	3	3	0.0	0.0	0	0	0	0
S.19.15	South Alabama	1	1	1	0	1	1.0	0.0	0	0	0	0
S.26.15	at Penn State	1	0	2	2	4	1.5	0.0	0	0	0	0
O.3.15	Fresno State*	1	0	0	0	0	0.0	0.0	0	0	0	0
O.10.15	at Hawai'i*	1	0	1	2	3	0.5	0.5	0	0	0	0
O.17.15	at San José State*	1	0	1	0	1	1.0	0.0	0	0	0	0
O.23.15	Utah State*	1	0	2	0	2	1.0	0.0	0	0	1	0
O.31.15	at Colorado State*	1	0	0	4	4	0.5	0.0	0	0	0	0
N.14.15	Wyoming*	1	0	0	0	0	0.0	0.0	1	0	0	0
N.21.15	at UNLV*	1	0	0	0	0	0.0	0.0	0	0	0	0

**Bold** indicates season high. \* - Mountain West game.

#4 JEMOND HAZELY

Wide Receiver • Senior • 6-1 • 195 • Corona, Calif. • Santiago HS

- **At San Diego State:** Inside slot receiver, who can go up and get the ball ... Has played in 33 games over his career with five starts ... Is listed as the starting 'Z' wide receiver heading into this weekend vs. Nevada for the fourth straight game.
- **2015 (Senior):** Has played in 10 of the team's 11 games on the season with two starts, making 14 catches for 154 yards (11.0 avg.), all over the past six games ... **vs. San Diego (Sept. 5)** ... Saw time off the bench against San Diego without finding the stat sheet ... **at California (Sept. 12)** ... Also saw statless time at California ... **vs. South Alabama (Sept. 19)** ... Saw snaps vs. South Alabama without recording a stat ... **at Penn State (Sept. 26)** ... Also played at Penn State, but did not find the stat sheet ... **vs. Fresno State (Oct. 3)** ... Did not play against Fresno State ... **at Hawai'i (Oct. 10)** ... Made his first two catches of the season at Hawai'i for 18 yards (9.0 avg.), including a long of 14 yards ... **at San José State (Oct. 17)** ... Had another two-catch game at San José State for 36 yards (18.0 avg.) with a long of 23 yards ... **vs. Utah State (Oct. 23)** ... Had team highs of three catches and 35 receiving yards against Utah State, including a season long of 26 yards ... The three receptions tied a career best ... **at Colorado State (Oct. 31)** ... Came up with a team-high-tying two catches for 17 yards (8.5 avg.) at Colorado State with a long of 11 yards ... **vs. Wyoming (Nov. 14)** ... Made a team-high-tying three grabs for 24 yards in his first start of the season vs. Wyoming, including a long of 10 yards ... The three receptions tied a career best ... **at UNLV (Nov. 21)** ... Started for a second straight game at UNLV, making two catches for 24 yards (12.0 avg.) with a long of 13 yards.
- **2014 (Junior):** Had his best season to date, playing in all 13 games with three starts ... Had 13 catches for 173 yards (13.3 avg.), including a 12-yard touchdown ... Was one of seven players with at least one receiving touchdown ... Also had a 5-yard rush ... Played in the opener off the bench vs. Northern Arizona, where he had one catch for seven yards ... Logged time at No. 21/23 North Carolina, but did not find the stat sheet ... Saw more playing time at Oregon State with Ezell Ruffin out with an injury ... Had a long of 28 yards ... Made his first career start vs. UNLV, setting a career high with three receptions and 27 yards (9.0 avg.) ... Also added a 5-yard rushing attempt ... Started again at Fresno State, where he had a 15-yard grab ... Started for a third straight game at New Mexico, but did not find the stat sheet ... Had a 10-yard reception in a reserve role vs. Hawai'i ... Had a big game off the bench at Nevada, making three catches for 31 yards (10.3 avg.), including a 21-yard acrobatic, juggling touchdown catch ... It was the first touchdown of his career ... The three receptions tied a career best ... Made a 6-yard reception in a reserve role vs. Idaho ... Came up with a 4-yard catch off the bench at Boise State ... Had a career-long 45-yard grab in a reserve role vs. Air Force ... The 45 yards were also a career high ... Logged time off the bench vs. San José State without recording a catch ... Played again vs. Navy in the Poinsettia Bowl without making the stat sheet.
- **2013 (Sophomore):** Logged four appearances on the season, including the first three games vs. Eastern Illinois, No. 3/2 Ohio State and Oregon State ... Also played in the finale vs. Buffalo in the Famous Idaho Potato Bowl.
- **2012 (Freshman):** Played in six games, mainly on special teams ... Also added a 5-yard run vs. Hawaii ... Other appearances came vs. Army, at Fresno State, vs. Colorado State, at Nevada and vs. UNLV.
- **2011 (Redshirt):** Redshirted his first season with the Aztecs.
- **High School:** Was rated as an all-region prospect by *prepstar.com*, their third-highest possible rating ... A first-team all-league selection each of his final two seasons, converting to wide receiver from quarterback ... Had 59 receptions for 686 yards and one touchdown in 2010 ... Had a 12-yard punt return average and a 22-yard kick return average ... As a junior, had 44 receptions for 695 yards and six touchdowns ... Had seven receptions three times that year, eclipsing the 100-yard plateau twice ... Also played basketball and ran track at Santiago.
- **Personal:** Born July 25, 1993, in Corona, Calif. ... Son of Derrick and Sherrie Hazely ... Also was recruited by New Mexico State, San José State and Washington State ... Is majoring in social science.

Hazely's Career Statistics

Season	GP	GS	Rec.	Yds.	Avg.	Long	TD
2012	6	0	0	0	0.0	0	0
2013	4	0	0	0	0.0	0	0
2014	13	3	13	173	13.3	45	1
2015	10	2	14	154	11.0	26	0
<b>Career</b>	<b>33</b>	<b>5</b>	<b>27</b>	<b>327</b>	<b>12.1</b>	<b>45</b>	<b>1</b>

**Career Highs:** Receptions: 3, four times; Receiving Yards: 45 vs. Air Force (11/21/14); Receiving Touchdowns: 1 at Nevada (11/1/14); Long Reception: 45 vs. Air Force (11/21/14); Car-

ries: 1 vs. UNLV (9/27/14), vs. Hawai'i (10/6/12); Rushing Yards: 5 vs. UNLV (9/27/14), vs. Hawai'i (10/6/12); Long Rush: 5 vs. UNLV (9/27/14), vs. Hawai'i (10/6/12).

**2015 Highs:** Receptions: 3 vs. Wyoming (11/14/15), vs. Utah State (10/23/15); Receiving Yards: 36 at San José State (10/17/15); Long Reception: 26 vs. Utah State (10/23/15).

Hazely's Career Game-by-Game

Receiving									
Date	Opponent	GP	GS	No.	Yds.	Avg.	Lg.	TD	TD Lengths
S.1.12	at Washington	---	---	---	---	---	---	---	---
S.8.12	Army	1	0	0	0	0.0	0	0	
S.15.12	North Dakota	---	---	---	---	---	---	---	---
S.22.12	San José State	---	---	---	---	---	---	---	---
S.29.12	at Fresno State*	1	0	0	0	0.0	0	0	
O.6.12	Hawai'i*	1	0	0	0	0.0	0	0	
O.13.12	Colorado State*	1	0	0	0	0.0	0	0	
O.20.12	at Nevada*	1	0	0	0	0.0	0	0	
O.27.12	UNLV*	1	0	0	0	0.0	0	0	
N.3.12	at 19/14 Boise State*	---	---	---	---	---	---	---	---
N.10.12	Air Force*	---	---	---	---	---	---	---	---
N.24.12	at Wyoming*	---	---	---	---	---	---	---	---
D.20.12	Brigham Young^	---	---	---	---	---	---	---	---
A.31.13	Eastern Illinois	1	0	0	0	0.0	0	0	
S.7.13	at 3/2 Ohio State	1	0	0	0	0.0	0	0	
S.21.13	Oregon State	1	0	0	0	0.0	0	0	
S.28.13	at New Mexico State	---	---	---	---	---	---	---	---
O.4.13	Nevada*	---	---	---	---	---	---	---	---
O.10.13	at Air Force*	---	---	---	---	---	---	---	---
O.26.13	15/18 Fresno State*	---	---	---	---	---	---	---	---
N.2.13	New Mexico*	---	---	---	---	---	---	---	---
N.9.13	at San José State*	---	---	---	---	---	---	---	---
N.16.13	at Hawai'i*	---	---	---	---	---	---	---	---
N.23.13	Boise State*	---	---	---	---	---	---	---	---
N.30.13	at UNLV*	---	---	---	---	---	---	---	---
D.21.13	vs. Buffalo*	1	0	0	0	0.0	0	0	
A.30.14	Northern Arizona	1	0	1	7	7.0	7	0	
S.6.14	at 21/23 No. Carolina	1	0	0	0	0.0	0	0	
S.20.14	at Oregon State	1	0	1	28	28.0	28	0	
S.27.14	UNLV*	1	1	3	27	9.0	13	0	
O.3.14	at Fresno State*	1	1	1	15	15.0	15	0	
O.10.14	at New Mexico*	1	1	0	0	0.0	0	0	
O.18.14	Hawai'i*	1	0	1	10	10.0	10	0	
N.1.14	at Nevada*	1	0	3	31	10.3	21	1	21
N.8.14	Idaho	1	0	1	6	6.0	6	0	
N.15.14	at Boise State*	1	0	1	4	4.0	4	0	
N.21.14	Air Force*	1	0	1	45	45.0	45	0	
N.29.14	San José State*	1	0	0	0	0.0	0	0	
D.23.14	Navy#	1	0	0	0	0.0	0	0	
S.5.15	San Diego	1	0	0	0	0.0	0	0	
S.12.15	at California	1	0	0	0	0.0	0	0	
S.19.15	South Alabama	1	0	0	0	0.0	0	0	
S.26.15	at Penn State	1	0	0	0	0.0	0	0	
O.3.15	Fresno State*	---	---	---	---	---	---	---	---
O.10.15	at Hawai'i*	1	0	2	18	9.0	14	0	
O.17.15	at San José State*	1	0	2	36	18.0	23	0	
O.23.15	Utah State*	1	0	3	35	11.7	26	0	
O.31.15	at Colorado State*	1	0	2	17	8.5	11	0	
N.14.15	Wyoming*	1	1	3	24	8.0	10	0	
N.21.15	at UNLV*	1	1	2	24	12.0	13	0	

**Bold** indicates season high. \* - Mountain West game. ^ - 2012 San Diego County Credit Union Poinsettia Bowl (Qualcomm Stadium; San Diego, Calif.). & - 2013 Famous Idaho Potato Bowl (Bronco Stadium; Boise, Idaho). # - 2014 San Diego County Credit Union Poinsettia Bowl (Qualcomm Stadium; San Diego, Calif.).

#92 CHRISTIAN HEYWARD

Defensive Tackle • Senior • 6-3 • 300 • Point Loma, Calif. • USC

- **At San Diego State:** Big, physical body, who signed with the Aztecs in February 2014 ... Was projected to start at defensive tackle for SDSU in 2015 after missing the spring season with an injury, but injured his knee during fall camp ... Returned to the lineup on the two-deep against South Alabama, and is expected to start vs. Nevada for the ninth straight game.
- **2015 (Senior):** Missed the first two games of the season with a knee injury, but returned to play vs. South Alabama ... Has started the past eight contests, seven of them Aztec wins ... Has 28 tackles in nine games (eight starts) this year ... Also has 5.5 tackles for loss, two sacks, a forced fumble, a fumble recovery, a pass breakup and four quarterback hurries... **vs. San Diego (Sept. 5)** ... Was not cleared to play in the opener vs. San Diego ... **at California (Sept. 12)** ... Was on the travel squad to California, but did not see any action ... **vs. South Alabama (Sept. 19)** ... Made his 2015 debut off the bench against South Alabama, making four assisted tackles ... **at Penn State (Sept. 26)** ... Made his first start of the season and second of his career at Penn State, recording two tackles, a pass breakup and a quarterback hurry ... **vs. Fresno State (Oct. 3)** ... Started for the second straight game vs. Fresno State, but did not find the stat sheet ... **at Hawai'i (Oct. 10)** ... Had a solid outing at Hawai'i, recording three solo tackles, including a 3-yard sack (and tackle for loss), to go along with a forced fumble and a fumble recovery ... **at San José State (Oct. 17)** ... Made four tackles, including a 2-yard loss, in a start at San José State ... **vs. Utah State (Oct. 23)** ... Came up with two tackles (one solo) against Utah State ... **at Colorado State (Oct. 31)** ... Recorded four tackles with a 4-yard tackle for loss at Colorado State ... **vs. Wyoming (Nov. 14)** ... Made a season-high five tackles (three solo) in a start at Wyoming, including a 6-yard sack (and tackle for loss) ... The five stops tied for the second most on the team ... **at UNLV (Nov. 21)** ... Had a good game at UNLV, making four tackles (two solo) with 1.5 tackles for loss and two quarterback hurries.
- **2014 (Junior):** Played in final 11 games, including a start in the Poinsettia Bowl vs. Navy, after missing the first two with an injury ... Had 31 tackles (20 solo) on the season, to go along with two sacks, five tackles for loss, a pass breakup, two quarterback hurries and a fumble recovery ... Did not play in the opener vs. Northern Arizona after suffering an injury in the summer ... Did not travel for the game at No. 21/23 North Carolina ... Suited up for the first time as an Aztec at Oregon State ... Logged snaps off the bench, but did not record a stat ... Made his first tackle as an Aztec against UNLV ... Made one tackle, a 1-yard sack (and TFL), at Fresno State and also had a PBU ... The sack, TFL & PBU were all the first of his career ... Came up with two tackles at New Mexico ... Played off the pine vs. Hawai'i without recording a stat ... Had arguably the best game of his collegiate career at Nevada, making a career-high five tackles (three solo), 2.0 tackles for loss and a sack ... The 2.0 TFL were also a career best ... Made three stops off the bench vs. Idaho ... Recorded three tackles in a reserve role at Boise State ... Came off the bench again against Air Force, where he tied a career high with five tackles (three solo), including a 1-yard tackle for loss ... Made three solo stops against San José State off the bench ... Had arguably the best game of his career against Navy in the Poinsettia Bowl, recording a career-high eight tackles (all solo), a tackle for loss and a fumble recovery ... The start in the bowl game was the first of his career.
- **2011-12 (at USC):** Played in five games at USC ... Logged appearances in five games as a redshirt freshman in 2012, where he had three tackles and a fumble recovery ... Sat out the 2011 campaign as a redshirt with the Trojans before undergoing shoulder surgery.
- **High School:** Received all-CIF San Diego Section distinction and earned Western League Defensive Player of the Year honors as a senior at Point Loma High after logging 86 tackles, eight sacks and three fumble recoveries ... Landed on three prep All-America squads, including SuperPrep, PrepStar and Under Armour ... Was also named to numerous honors lists, including ESPNU 150, Rivals 100, SuperPrep all-Farwest, PrepStar all-West, Orange County Register Feb 15 second team, MaxPreps all-state second team, Cal-Hi Sports all-state medium schools first team and Tacoma News Tribune Western 100 ... Made 66 tackles and nine sacks as junior in 2009 to go with six deflections, three forced fumbles and two fumble recoveries ... Out of high school was a four-star recruit by Rivals.com, Scout.com, ESPN.com and 247sports.com ... Was rated as the sixth-best defensive tackle in the 2011 class by Rivals, eighth-best by 247sports, ninth best by ESPN and 20th best by Scout ... Overall was ranked 94th by Rivals, 102nd by 247sports and 11th by ESPN ... Received a grade of 95 by 247sports and 81 by ESPN.
- **Personal:** Originally picked USC out of high school over offers from Arizona, Arizona State, Arkansas, Boise State, California, Colorado State, Miami (Fla.), Nebraska, Oklahoma State, Oregon, Oregon State, SDSU, Stanford, UCLA, USC, Utah, Washington and Washington State ... Is majoring in public administration.

Heyward's Career Statistics

Season	GP	GS	UA	A	TT	TFL	Sk	Int.	PBU	FF	FR
2012*	5	0	1	2	3	0.0	0.0	0	0	0	1
2014	11	1	20	11	31	5.0	2.0	0	1	0	1
2015	9	8	11	17	28	5.5	2.0	0	1	1	1
<b>Career</b>	<b>25</b>	<b>9</b>	<b>32</b>	<b>30</b>	<b>62</b>	<b>10.5</b>	<b>4.0</b>	<b>0</b>	<b>2</b>	<b>1</b>	<b>3</b>

\*at USC

**Career Highs:** Tackles: 8 vs. Navy (12/23/14); Tackles For Loss: 2.0 at Nevada (11/1/14); Sacks: 1.0, four times; Passes Broken Up: 1 at Penn State (9/26/15), at Fresno State (10/3/14); Forced Fumbles: 1 at Hawai'i (10/10/15); Fumble Recoveries: 1 at Hawai'i (10/10/15), vs. Navy (12/23/14), vs. Hawai'i (9/1/12).

**2015 Highs:** Tackles: 5 vs. Wyoming (11/14/15); Tackles For Loss: 1.5 at UNLV (11/21/15); Sacks: 1.0 vs. Wyoming (11/14/15), at Hawai'i (10/10/15); Forced Fumbles: 1 at Hawai'i (10/10/15); Fumble Recoveries: 1 at Hawai'i (10/10/15); Passes Broken Up: 1 at Penn State (9/26/15).

Heyward's Career Game-by-Game

Date	Opponent	GP	GS	UA	A	TT	TFL	Sk.	Int.	PBU	FF	FR
9.1.12	Hawai'i	1	0	0	0	0	0.0	0.0	0	0	0	1
9.8.12	at Syracuse	1	0	0	1	0	0.0	0.0	0	0	0	0
9.15.12	at StanfordS	1	0	0	0	0	0.0	0.0	0	0	0	0
9.22.12	CaliforniaS	1	0	0	0	0	0.0	0.0	0	0	0	0
10.20.12	ColoradoS	1	0	1	1	2	0.0	0.0	0	0	0	0
A.30.14	Northern Arizona	--- Did Not Play - Injured ---										
S.6.14	at 21/23 No. Carolina	--- Did Not Play - Injured ---										
S.20.14	at Oregon State	1	0	0	0	0	0.0	0.0	0	0	0	0
S.27.14	UNLV*	1	0	0	1	1	0.0	0.0	0	0	0	0
O.3.14	at Fresno State*	1	0	1	0	1	1.0	1.0	0	1	0	0
O.10.14	at New Mexico*	1	0	1	1	2	0.0	0.0	0	0	0	0
O.18.14	Hawai'i*	1	0	0	0	0	0.0	0.0	0	0	0	0
N.1.14	at Nevada*	1	0	3	2	5	2.0	1.0	0	0	0	0
N.8.14	Idaho	1	0	1	2	3	0.0	0.0	0	0	0	0
N.15.14	at Boise State*	1	0	0	3	3	0.0	0.0	0	0	0	0
N.21.14	Air Force*	1	0	3	2	5	1.0	0.0	0	0	0	0
N.29.14	San José State*	1	0	3	0	3	0.0	0.0	0	0	0	0
D.23.14	Navy#	1	1	8	0	8	1.0	0.0	0	0	0	1
S.5.15	San Diego	--- Did Not Play - Injured ---										
S.12.15	at California	--- Did Not Play - Injured ---										
S.19.15	South Alabama	1	0	0	4	4	0.0	0.0	0	0	0	0
S.26.15	at Penn State	1	1	0	2	2	0.0	0.0	0	1	0	0
O.3.15	Fresno State*	1	1	0	0	0	0.0	0.0	0	0	0	0
O.10.15	at Hawai'i*	1	1	3	0	3	1.0	1.0	0	0	1	1
O.17.15	at San José State*	1	1	1	3	4	1.0	0.0	0	0	0	0
O.23.15	Utah State*	1	1	1	1	2	0.0	0.0	0	0	0	0
O.31.15	at Colorado State*	1	1	1	3	4	1.0	0.0	0	0	0	0
N.14.15	Wyoming*	1	1	3	2	5	1.0	1.0	0	0	0	0
N.21.15	at UNLV*	1	1	2	2	4	1.5	0.0	0	0	0	0

**Bold indicates season high. S - Pac-12 game. \* - Mountain West game. # - 2014 San Diego County Credit Union Poinsettia Bowl (Qualcomm Stadium; San Diego, Calif.).**

#85 MIKAH HOLDER

Wide Receiver • Sophomore • 6-0 • 180 • Oceanside, Calif. • Oceanside HS

- **At San Diego State:** An athletic, playmaking true sophomore, who worked into the playing mix last year with injuries to starters Ezell Ruffin and Eric Judge ... Is listed as the starting 'X' wide receiver after a solid spring season and fall camp ... Also is listed as the team's No. 1 punter for the third time of his career heading into the regular season finale vs. Nevada.
- **2015 (Sophomore):** Has been deemed a "SDSU Player to Watch" by Lindy's Sports ... Has played in all 11 games with eight starts, registering 21 catches for team highs of 356 yards (17.0 avg.) and five touchdowns ... The five touchdown catches rank in a tie for sixth in the Mountain West ... His 21 catches are second on the team ... Also has returned two punts for five yards (2.5 avg.) ... **vs. San Diego (Sept. 5)** ... Logged significant time in the opener vs. San Diego, making two catches for 24 yards (12.0 avg.) ... **at California (Sept. 12)** ...

Made his first career start at California, making a team-high and game-high-tying three catches for 27 yards (9.0 avg.) ... **vs. South Alabama (Sept. 19)** ... Started for the second straight game and made the best of it, making two catches for 39 yards (19.5 avg.), including a long of 30 yards ... The 30-yarder was also his first career touchdown ... **at Penn State (Sept. 26)** ... Had the best game of his career in a start at Penn State, recording career highs in receptions (4) and receiving yards (78), with a long of 31 yards ... Also had a 19-yard catch (his second straight game with a TD reception), which put SDSU up, 14-13, early in the second quarter ... **vs. Fresno State (Oct. 3)** ... Started for the fourth time vs. Fresno State, amking a 6-yard grab ... **at Hawai'i (Oct. 10)** ... Played off the bench in a limited role at Hawai'i while battling an injury, but did not make a catch for the first time all season ... **at San José State (Oct. 17)** ... Caught two passes for 38 yards (19.0 avg.) at San José State in his fifth start of the year with a long of 28 yards ... Also rushed for the first time of his career for eight yards ... **vs. Utah State (Oct. 23)** ... Started again vs. Utah State and had an 18-yard touchdown catch ... **at Colorado State (Oct. 31)** ... Made two catches for 72 yards (36.0 avg.) at Colorado State, including a 43-yard grab to start the game ... The 43-yard catch was a career long ... **vs. Wyoming (Nov. 14)** ... Came off the bench against Wyoming, making three catches for 36 yards (12.0 avg.), including a pair of touchdowns ... The first 7-yarder put SDSU up, 14-0, while the second (4 yards) came just before halftime, giving the Aztecs a 21-0 lead at the break ... **Became the first Aztec with multiple touchdown catches in the same game since Ezell Ruffin had two vs. Idaho on Nov. 8, 2014** ... Also returned his first two career punts for five yards (2.5 avg.) ... **at UNLV (Nov. 21)** ... Had an 18-yard grab in another start at UNLV.

- **2014 (Freshman):** Played in 10 games as a true freshman, making five catches for 53 yards (10.6 avg.) ... Was on the travel squad, but did not see action vs. Northern Arizona ... Did not make the trip to No. 21/23 North Carolina ... Was on the travel squad to Oregon State, but did not appear in the game ... Played in his first career collegiate game vs. UNLV, making three catches for 33 yards (11.0 avg.) ... The three grabs were tied for the second most on the team ... Played at Fresno State without recording a stat ... Played again at New Mexico, but did not find the stat sheet ... Made a 12-yard grab off the bench against Hawai'i ... Played again at Nevada but did not record a stat ... Saw time against Idaho without making a stat ... Made an 8-yard catch in a reserve role at Boise State ... Logged snaps vs. Air Force, but did not record a stat ... Saw time off the pine vs. San José State without recording a stat ... Logged time in the Poinsettia Bowl vs. Navy without finding the stat sheet.
- **High School:** Played at nearby Oceanside High School, which had five alumni on the 2013 Aztec squad ... Recorded team highs of 41 receptions for 1,229 yards and 11 touchdowns as a senior in 2013 ... Also recorded 29 total tackles and one pass defended on defense ... Had 42 catches for 825 yards and 11 touchdowns as a junior in 2012 ... Is a three-star recruit by *Rivals.com*, *Scout.com*, *ESPN.com* and *247sports.com* ... Received a grade of 87 by *247sports* and 75 by *ESPN* ... Finished as the 85th-best receiver in the 2014 class.
- **Personal:** Picked SDSU over offers from Arizona, Brigham Young, Idaho, Nevada, San José State, Utah and Yale ... Majoring in social science.

**Holder's Career Statistics**

Season	GP	GS	Rec.	Yds.	Avg.	Long	TD
2014	10	0	5	53	10.6	15	0
2015	11	8	21	356	17.0	43	5
<b>Career</b>	<b>21</b>	<b>8</b>	<b>26</b>	<b>409</b>	<b>15.7</b>	<b>43</b>	<b>5</b>

**Career/2015 Highs:** *Carries:* 1 at San José State (10/17/15); *Rushing Yards:* 8 at San José State (10/17/15); *Long Rush:* 8 at San José State (10/17/15); *Receptions:* 4 at Penn State (9/26/15); *Receiving Yards:* 78 at Penn State (9/26/15); *Receiving Touchdowns:* 2 vs. Wyoming (11/14/15); *Long Reception:* 43 at Colorado State (10/31/15); *Punt Returns:* 2 vs. Wyoming (11/14/15); *Punt Return Yards:* 5 vs. Wyoming (11/14/15); *Long Punt Return:* 5 vs. Wyoming (11/14/15).

**Holder's Career Game-by-Game**

Date	Opponent	GP	GS	No.	Yds.	Avg.	Lg.	TD	TD Lengths
A.30.14	Northern Arizona	---	---	---	---	---	---	---	---
S.6.14	at 21/23 No. Carolina	---	---	---	---	---	---	---	---
S.20.14	at Oregon State	---	---	---	---	---	---	---	---
S.27.14	UNLV*	1	0	3	33	11.0	15	0	
O.3.14	at Fresno State*	1	0	0	0	0.0	0	0	
O.10.14	at New Mexico*	1	0	0	0	0.0	0	0	
O.18.14	Hawai'i*	1	0	1	12	12.0	12	0	
N.1.14	at Nevada*	1	0	0	0	0.0	0	0	

N.8.14	Idaho	1	0	0	0	0.0	0	0	
N.15.14	at Boise State*	1	0	1	8	8.0	8	0	
N.21.14	Air Force*	1	0	0	0	0.0	0	0	
N.29.14	San José State*	1	0	0	0	0.0	0	0	
D.2.14	Navy#	1	0	0	0	0.0	0	0	
S.5.15	San Diego	1	0	2	24	12.0	13	0	
S.12.15	at California	1	1	3	27	9.0	14	0	
S.19.15	South Alabama	1	1	2	39	19.5	30	1	30
S.26.15	at Penn State	1	1	4	78	19.5	31	1	19
O.3.15	Fresno State*	1	1	1	6	6.0	6	0	
O.10.15	at Hawai'i*	1	0	0	0	0.0	0	0	
O.17.15	at San José State*	1	1	2	38	19.0	28	0	
O.23.15	Utah State*	1	1	1	18	18.0	18	1	18
O.31.15	at Colorado State*	1	1	2	72	36.0	43	0	
N.14.15	Wyoming*	1	0	3	36	12.0	25	2	7, 4
N.21.15	at UNLV*	1	1	1	18	18.0	18	0	

**Bold** indicates season high. \* - Mountain West game. # - 2014 San Diego County Credit Union Poinsettia Bowl (Qualcomm Stadium; San Diego, Calif.).

**#81 ERIC JUDGE**

**Wide Receiver • Junior • 6-1 • 195 • San Diego, Calif. • San Diego HS**

- **At San Diego State:** Good route-runner, who saw more playing time as the season wore on in 2013 and was a regular starter when healthy in 2014 ... Has good hands and is a play-maker ... Is listed as the backup 'X' wide receiver heading into the Nevada game, but will still see plenty of action ... Missed the end of the spring season with a leg injury ... Is averaging 19.1 yards per catch, which ranks second by an Aztec since 1996 (Derrick Lewis, 20.5 from 1999-01) ... The 19.1 career catch average is also ranked ninth among active FBS players (min. 50 receptions).
- **2015 (Junior):** Has 14 receptions for 283 yards (20.2 avg.) on the season in 11 games with two starts ... Ranks third in the MW and is 24th in FBS in catch average (20.2, min. 14 rec.) ... **vs. San Diego (Sept. 5)** ... Made two catches for 29 yards (14.5 avg.) in the opener vs. San Diego, including a long of 19 yards ... **at California (Sept. 12)** ... Caught two passes for a team-high 53 yards (26.5 avg.), including a long of 33 yards, at California off the bench ... **vs. South Alabama (Sept. 19)** ... Had two catches for 19 yards (9.5 avg.) in a reserve role against South Alabama with a long of 14 yards ... **at Penn State (Sept. 26)** ... Saw playing time at Penn State without making a catch ... **vs. Fresno State (Oct. 3)** ... Had a 44-yard touchdown catch against Fresno State, his first of the season and sixth of his career ... **at Hawai'i (Oct. 10)** ... Had his best game of the season at Hawai'i in his first start of the year, making four catches for 92 yards (23.0 avg.), including a 58-yard touchdown, which matched a career-long reception ... Both the receptions (4) and yards (92) were season highs ... Scored a touchdown for the second straight game ... **at San José State (Oct. 17)** ... Did not make a catch in game time at San José State ... **vs. Utah State (Oct. 23)** ... Had a 6-yard reception in his second start of the season against Utah State ... **at Colorado State (Oct. 31)** ... Did not record a stat in playing time at Colorado State ... **vs. Wyoming (Nov. 14)** ... Made a 34-yard grab off the bench against Wyoming ... **at UNLV (Nov. 21)** ... Made a 6-yard catch in a reserve role at UNLV.
- **2014 (Sophomore):** Played in 12 games with five starts, missing the UNLV game with an injury ... Led the Aztecs in receiving yards (471) and catch average (19.6, min. 3 rec.), tied for first in touchdown catches (2), and ranked second in catches (24) ... Came off the bench in the opener vs. Northern Arizona and made a team-high five catches for 51 yards (10.2 avg.) ... Had three catches for 94 yards and a touchdown in his second career start at No. 21/23 North Carolina ... The 94 yards were the most on the team and the second most in the game ... The touchdown was a 56-yard catch from Quinn Kaehler in the second quarter which tied the game up at 7-7 ... Made two catches for 15 yards (7.5 avg.) in another start at Oregon State ... Missed the UNLV game after a knee injury earlier in the week ... Came back to play at Fresno State off the bench, but did not make a catch ... Had a tackle on an Aztec turnover ... Had two catches for 50 yards in a reserve role at New Mexico, including a 43-yard grab ... Started for the third time of the year against Hawai'i, making a 19-yard catch ... Made a second straight start at Nevada and had a 2-yard grab ... Had a huge game against Idaho, coming up with four catches for a career-high 107 yards and a touchdown ... Became the 81st player in school history to record a 100-yard receiving game (318th occasion overall) ... The touchdown, a career-long 58-yard grab, was his second of the season and fifth of his career ... Earned the start at Boise State and came up with three receptions for 35 yards ... The 35 yards were the

second most on the team, while the three catches tied for second ... Made two catches for 66 yards (33.0 avg.) against Air Force, including a team-long 50-yarder to close out the first half ... Came off the bench vs. San José State without making the stat sheet ... Made a 32-yard catch vs. Navy in the Poinsettia Bowl in a reserve role ... The 32-yard grab was the longest catch in the game, before missing the final moments of the fourth quarter with a leg injury.

- **2013 (Freshman):** Played in all 13 games with one start without recording a stat until the Nevada contest (game No. 5) ... Had 13 receptions for 218 yards (16.8 avg.) and three receiving touchdowns ... The 16.8 catch average led the team (min. 5 catches) ... Also had a 6-yard rush and returned five kickoffs for 113 yards (22.6 avg.) ... The 22.6 kick return average ranked second on the team ... His three receiving touchdowns were tied with Adam Roberts and Ezell Ruffin for second on the squad ... Came off the bench in the opener vs. Eastern Illinois, but did not record a stat ... Played again off the bench at No. 3/2 Ohio State without making a stat ... Came off the bench against Oregon State, but did not get on the stat sheet ... Played once again at New Mexico State without a stat ... Had a breakout game vs. Nevada, earning his first start with Colin Lockett going down with an injury ... Ended up with six receptions for 54 yards (9.0 avg.) and two touchdowns ... The final touchdown in overtime clinched the win for the Aztecs ... Caught one pass off the bench at Air Force, which ended up being a 44-yard touchdown ... The score put SDSU up, 6-0 (the Aztecs missed the PAT) and the 44-yard catch was the longest of his career ... Also returned a kickoff a career-long 35 yards ... Had two receptions off the bench for 51 yards (25.5 avg.), including a long of 30 yards, vs. No. 15/18 Fresno State ... Had a 3-yard catch and his first career rush, a 6-yarder, vs. New Mexico ... Logged playing time at San José State without making the stat sheet ... Saw time at Hawai'i, but did not record a stat ... Saw time again vs. Boise State without finding the stat sheet ... Had a 21-yard reception at UNLV, his first catch since the New Mexico game four contests before ... Posted two catches for 45 yards vs. Buffalo in the Famous Idaho Potato Bowl, including a 37-yard grab.
- **2012 (Redshirt):** Redshirted as a true freshman.
- **High School:** Played locally at San Diego High on both sides of the ball ... Had three games with 100 or more yards receiving as a senior, highlighted by 178 yards and three touchdowns against Clairemont High ... Also added 435 yards and two touchdowns on the ground last season ... On defense during his senior year, tallied 26 tackles along with two interceptions ... Ran the 100-meter with a time of 10.8 in 2010 ... Earned a *Scouts, Inc.* grade of 45 and was a three-star recruit by *Scout.com*.
- **Personal:** Born July 28, 1993, in San Diego, Calif. ... Son of Ravheedah Potter ... Also considered UCLA, Air Force and Fresno State ... Is majoring in social science.

**Judge's Career Statistics**

Season	GP	GS	Rec.	Yds.	Avg.	Long	TD
2013	13	1	13	218	16.8	44	3
2014	12	5	24	471	19.6	58	2
2015	11	2	14	283	20.2	58	1
<b>Career</b>	<b>36</b>	<b>8</b>	<b>51</b>	<b>972</b>	<b>19.1</b>	<b>58</b>	<b>6</b>

**Career Highs:** Carries: 1 vs. New Mexico (11/2/13); Rushing Yards: 6 vs. New Mexico (11/2/13); Long Rush: 6 vs. New Mexico (11/2/13); Receptions: 6 vs. Nevada (10/4/13); Receiving Yards: 107 vs. Idaho (11/8/14); Receiving Touchdowns: 2 vs. Nevada (10/4/13); Long Reception: 58 at Hawai'i (10/10/15), vs. Idaho (11/8/14); Kick Returns: 4 vs. Nevada (10/4/13); Kick Return Yards: 78 vs. Nevada (10/4/13); Long Kick Return: 35 at Air Force (10/10/13).

**2015 Highs:** Receptions: 4 at Hawai'i (10/10/15); Receiving Yards: 92 at Hawai'i (10/10/15); Receiving Touchdowns: 1 at Hawai'i (10/10/15), vs. Fresno State (10/3/15); Long Reception: 58 at Hawai'i (10/10/15).

**Judge's Career Game-by-Game**

**Receiving**

Date	Opponent	GP	GS	No.	Yds.	Avg.	Lg.	TD	TD Lengths
A.31.13	Eastern Illinois	1	0	0	0	0.0	0	0	
S.7.13	at 3/2 Ohio State	1	0	0	0	0.0	0	0	
S.21.13	Oregon State	1	0	0	0	0.0	0	0	
S.28.13	at New Mexico State	1	0	0	0	0.0	0	0	
O.4.13	Nevada*	1	1	6	54	9.0	18	2	5, 13
O.10.13	at Air Force*	1	0	1	44	44.0	44	1	44
O.26.13	15/18 Fresno State*	1	0	2	51	25.5	30	0	
N.2.13	New Mexico*	1	0	1	3	3.0	3	0	
N.9.13	at San José State*	1	0	0	0	0.0	0	0	

N.16.13	at Hawai'i*	1	0	0	0	0.0	0	0	
N.23.13	Boise State*	1	0	0	0	0.0	0	0	
N.30.13	at UNLV*	1	0	1	21	21.0	21	0	
D.21.13	vs. Buffalo&	1	0	2	45	22.5	37	0	
A.30.14	Northern Arizona	1	0	5	51	10.2	14	0	
S.6.14	at 21/23 No. Carolina	1	1	3	94	31.3	56	1	56
S.20.14	at Oregon State	1	1	2	15	7.5	9	0	
S.27.14	UNLV*	--- Did Not Play - Injured ---							
O.3.14	at Fresno State*	1	0	0	0	0.0	0	0	
O.10.14	at New Mexico*	1	0	2	50	25.0	43	0	
O.18.14	Hawai'i*	1	1	1	19	19.0	19	0	
N.1.14	at Nevada*	1	1	1	2	2.0	2	0	
N.8.14	Idaho	1	0	4	107	26.8	58	1	58
N.15.14	at Boise State*	1	1	3	35	11.7	15	0	
N.21.14	Air Force*	1	0	2	66	33.0	50	0	
N.29.14	San José State*	1	0	0	0	0.0	0	0	
D.23.14	Navy#	1	0	1	32	32.0	32	0	
S.5.15	San Diego	1	0	2	29	14.5	19	0	
S.12.15	at California	1	0	2	53	16.5	33	0	
S.19.15	South Alabama	1	0	2	19	9.5	14	0	
S.26.15	at Penn State	1	0	0	0	0.0	0	0	
O.3.15	Fresno State*	1	0	1	44	44.0	44	1	44
O.10.15	at Hawai'i*	1	1	4	92	23.0	58	1	58
O.17.15	at San José State*	1	0	0	0	0.0	0	0	
O.23.15	Utah State*	1	0	1	6	6.0	6	0	
O.31.15	at Colorado State*	1	0	0	0	0.0	0	0	
N.14.15	Wyoming*	1	0	1	34	34.0	34	0	
N.21.15	at UNLV*	1	0	1	18	18.0	18	0	

**Bold indicates season high.** \* - Mountain West game. & - 2013 Famous Idaho Potato Bowl (Bronco Stadium, Boise, Idaho). # - 2014 San Diego County Credit Union Poinsettia Bowl (Qualcomm Stadium; San Diego, Calif.).

**#23 DAMONTAE KAZEE**

(KAY-zee)

**Cornerback • Junior • 5-11 • 185 • San Bernardino, Calif. • Cajon HS**

- **At San Diego State:** Big playmaker, who always seems to be in the right place at the right time ... Is listed as the starting right cornerback heading into the Nevada game for the 25th straight contest ... Can also return punts ... Has 19 PBUs over his past 21 games after recording just two over the first 15 games of his career ... Among active career players in FBS, is ranked in a tie for 20th in forced fumbles (6) and tied for 25th in interceptions (8) ... Also is tied for sixth all-time at SDSU in forced fumbles (6).
- **2015 (Junior):** Is on the Jim Thorpe Award Watch List, which goes out to the top defensive back in the country ... Is on the preseason all-Mountain West team by the league's media ... Also is a first-team pick by *USA Today*, *Sporting News* and *Athlon Sports* ... Also a second-team selection by Phil Steele and *Lindy's Sports*, and is listed as a "SDSU Player to Watch" by Lindy's ... Has put together another solid season, recording 62 tackles (team-high 48 solo - next highest is 32), a team-best six interceptions, 3.5 tackles for loss, six pass breakups and two forced fumbles in 11 starts ... The six picks are the most by an Aztec since Larry Parker had seven in 2011, the second most since 1995 and tied for the sixth most in SDSU single-season history ... Leads the Mountain West and is tied for seventh in FBS play in interceptions per game (0.55), and third in the MW in passes defended (INT + PBU) per game (1.09) ... Also has returned a punt 66 yards for a touchdown ... vs. San Diego (Sept. 5) ... Had a standout game vs. San Diego, recording three tackles (all solo), including a career-high 2.0 tackles for loss, and three interceptions ... The three interceptions were the most by an Aztec since Ed Ricketts had three on Oct. 13, 1951 vs. the Marines and are ranked in a tie for the second most in a game in program history ... Only Dick Adair's four-interception game bettered Kazee's output and that came on Oct. 15, 1949 vs. New Mexico State ... The three picks, which came in the first, second and third quarter, respectively, tied West Virginia's Karl Joseph for the most in FBS during the opening week ... The three picks also matched the most in FBS play since Middle Tennessee's Damon Nickson had four against Louisiana-Lafayette on Oct. 28, 2006 ... Kazee became the 25th FBS player this decade (since 2011) with three interceptions in the same game (as of Nov. 22, there are 30) ... at California (Sept. 12) ... Came up with seven tackles (five solo) and a PBU at California ... vs. South Alabama (Sept. 19) ... Had a career-high and game-high-tying 11 tackles, including 10 solo, against South Alabama ... Also recorded two pass breakups

and his fifth forced fumble of his career ... **at Penn State (Sept. 26)** ... Had eight tackles (six solo) and 0.5 tackles for loss at Penn State ... The eight tackles tied teammate Kameron Kelly for the second most in the game ... **vs. Fresno State (Oct. 3)** ... Had four tackles (three solo) against Fresno State ... **at Hawai'i (Oct. 10)** ... Had a tackle and his fourth interception of the season at Hawai'i ... **at San José State (Oct. 17)** ... Finished with nine tackles (seven solo), an interception and a tackle for loss at San José State ... It was his second straight game with an interception ... **vs. Utah State (Oct. 23)** ... Had another solid outing against Utah State with four tackles (three solo) and a pass breakup ... **at Colorado State (Oct. 31)** ... Was named the MW Defensive Player of the Week on Nov. 2 for his play at Colorado State, recording seven tackles (five solo), an interception for a touchdown and a forced fumble ... It was the first touchdown of his career, sixth interception of the year and eighth of his career ... The forced fumble kept the Rams out of the end zone at the goal line and safety Trey Lomax recovered it ... The 55-yard interception returned for a touchdown gave San Diego State a 27-10 lead ... **vs. Wyoming (Nov. 14)** ... Made five stops and two pass breakups against Wyoming ... **at UNLV (Nov. 21)** ... Had three tackles (two solo) in a start at UNLV ... The big contribution came in the return game, where he returned his first career punt for a 66-yard touchdown ... It was his second touchdown of the year (also an interception return for a score).

• **2014 (Sophomore):** Was named a second-team all-Mountain West selection by the league's coaches and media ... Was named to the MW midseason first team by Phil Steele ... Was named the team's emerging star by *Lindy's Sports* ... Started all 13 games for SDSU, making 58 tackles (40 solo), with a team-high 13 pass breakups, an interception, a fumble recovery, 4.0 TFL and two quarterback hurries ... Ranked third in the MW with 1.08 passes defended (INT + PBU) per game ... Made his first career start in the opener vs. Northern Arizona, registering four tackles (three solo) ... Started again at No. 21/23 North Carolina, where he made four tackles (three solo), including one for a 1-yard loss ... Had one assisted tackle in another start at Oregon State ... Earned another start vs. UNLV, where he had four tackles (three solo) and a career-high three PBUs ... Had five tackles (all solo) at Fresno State to go along with a PBU ... Had another five tackles (four solo) and two pass breakups at New Mexico ... The two PBUs were a game-high ... Had another good game against Hawai'i, making six tackles, a game-high-tying two PBUs and his second career interception ... Came up with five tackles (three solo), including a 2-yard loss, and a PBU in an eighth straight start at Nevada ... Had three stops (one solo) and another pass breakup in a start against Idaho, and added a quarterback hurry ... Recorded a season-high seven tackles (four solo), a PBU and a QBH in a start at Boise State ... Made four stops, all solo, in an 11th straight start vs. Air Force to go along with a 3-yard tackle for loss, a fumble recovery and another PBU ... The fumble recovery was this first of his career ... Recorded four tackles (three solo) with a PBU in a 12th consecutive start vs. San José State ... Started for the 13th straight game of the season vs. Navy in the Poinsettia Bowl, where he had six tackles (five solo) and a 4-yard tackle for loss.

• **2013 (Freshman):** Played in each of the first seven games off the bench, making impact plays in almost every contest, before missing the New Mexico game with concussion-like symptoms ... Returned for the San José State game and the following contests at Hawai'i, vs. Boise State, UNLV and vs. Buffalo in the Famous Idaho Potato Bowl ... Had 41 tackles (28 solo), four forced fumbles, 3.0 TFL, two pass breakups, an interception, a sack and a blocked kick ... Led the MW and was tied for 10th (first among freshmen) in the nation in forced fumbles per game (0.33) (four total) ... The four forced fumbles were tied for fourth all-time at SDSU and the most since current Oakland Raider Miles Burris had four in 2010 ... Had the most tackles (41) on the team of any player without a start (next highest was 22) ... Made his collegiate debut in the opener vs. Eastern Illinois and had four tackles (all solo) and a forced fumble ... The four tackles tied King Holder for the most among all cornerbacks ... Had another solid outing off the bench at No. 3/2 Ohio State, making six tackles (all solos) with a one-handed interception ... The six solos were the most by either team ... The interception was the first by an Aztec this season and came at the SDSU 21-yard line ... Came off the bench against Oregon State and have five tackles and a forced fumble ... Made three tackles in a reserve role at New Mexico State ... Came off the bench in fine fashion vs. Nevada, making four stops (three solo) with a sack, tackle for loss and forced fumble ... Made two tackles off the bench at Air Force ... Had five stops and a tackle for loss vs. No. 15/18 Fresno State ... Missed the New Mexico game with concussion-like symptoms ... Had a solid all-around game in the win at San José State with two tackles, along with his first career pass breakup and blocked kick ... The blocked kick in the fourth quarter was arguably the biggest play of the game for SDSU, as it kept the Spartans from taking a 26-12 lead and allowed Nat Berhe to return the loose ball 56 yards ... Donnel Pumphrey then followed with a 34-yard touchdown run, bringing the Aztecs to within three points at 23-20 ... Made three stops (two solo) with a forced fumble at Hawai'i ... Came up with two tackles (both solo), a tackle for loss and a pass breakup vs. Boise State ... Had two

solo stops off the bench in the team's loss at UNLV ... Came up with three stops in a reserve role vs. Buffalo in the Famous Idaho Potato Bowl.

- **2012 (Redshirt):** Utilized his redshirt season.
- **High School:** Three-time all-CIF athlete who played both sides of the ball at Cajon High in San Bernardino, Calif. ... Helped the Cowboys to a 9-2 overall record in 2011, including a 6-1 mark in league play ... Recorded 27 tackles, two interceptions and a forced fumble on defense during his senior year ... On offense, he scored four touchdowns on the ground and caught another four touchdowns through the air ... *Scouts, Inc.* rated him as a three-star recruit and gave him a grade of 75 ... In high school, he lettered in football, basketball and track.
- **Personal:** Born June 5, 1993, in San Bernardino, Calif. ... Son of Latrease and Walter Kazee ... Has three brothers and two sisters ... Brother, Walter, was a four-year running back for the Aztecs from 2009-12 ... Also considered Arizona and Washington State ... Majoring in criminal justice.

**Kazee's Career Statistics**

Season	GP	GS	UA	A	TT	TFL	Sk	Int.	PBU	FF	FR
2013	12	0	28	13	41	3.0	1.0	1	2	4	0
2014	13	13	40	18	58	4.0	0.0	1	13	0	1
2015	11	11	48	14	62	3.5	0.0	6	6	2	0
<b>Career</b>	<b>36</b>	<b>24</b>	<b>116</b>	<b>45</b>	<b>161</b>	<b>10.5</b>	<b>1.0</b>	<b>8</b>	<b>21</b>	<b>6</b>	<b>1</b>

**Career Highs:** Tackles: 11 vs. South Alabama (9/19/15); Tackles For Loss: 2.0 vs. San Diego (9/5/15); Sacks: 1.0 vs. Nevada (10/4/3); Interceptions: 3 vs. San Diego (9/5/15); Passes Broken Up: 3 vs. UNLV (9/27/14); Forced Fumbles: 1, six times; Fumble Recoveries: 1 vs. Air Force (11/21/14); Blocked Kicks: 1 at San José State (11/9/13); Defensive Touchdowns: 1 at Colorado State (10/31/15); Punt Returns: 1, four times; Punt Return Yards: 66 at UNLV (11/21/15); Punt Return Touchdowns: 1 at UNLV (11/21/15); Punt Return Long: 66 at UNLV (11/21/15).

**2015 Highs:** Tackles: 11 vs. South Alabama (9/19/15); Tackles For Loss: 2.0 vs. San Diego (9/5/15); Interceptions: 3 vs. San Diego (9/5/15); Passes Broken Up: 2 vs. Wyoming (11/14/15), vs. South Alabama (9/19/15); Forced Fumbles: 1 at Colorado State (10/31/15), vs. South Alabama (9/19/15); Defensive Touchdowns: 1 at Colorado State (10/31/15); Punt Returns: 1, four times; Punt Return Yards: 66 at UNLV (11/21/15); Punt Return Touchdowns: 1 at UNLV (11/21/15); Punt Return Long: 66 at UNLV (11/21/15).

**Kazee's Career Game-by-Game**

Date	Opponent	GP	GS	UA	A	TT	TFL	Sk.	Int.	PBU	FF	FR
A.31.13	Eastern Illinois	1	0	4	0	4	0.0	0.0	0	0	1	0
S.7.13	at 3/2 Ohio State	1	0	6	0	6	0.0	0.0	1	0	0	0
S.21.13	Oregon State	1	0	3	2	5	0.0	0.0	0	0	1	0
S.28.13	at New Mexico State	1	0	1	2	3	0.0	0.0	0	0	0	0
O.4.13	Nevada*	1	0	3	1	4	1.0	1.0	0	0	1	0
O.10.13	at Air Force*	1	0	1	1	2	0.0	0.0	0	0	0	0
O.26.13	15/18 Fresno State*	1	0	3	2	5	1.0	0.0	0	0	0	0
N.2.13	New Mexico*	--- Did Not Play - Injured ---										
N.9.13	at San José State*	1	0	0	2	2	0.0	0.0	0	1	0	0
N.16.13	at Hawai'i*	1	0	2	1	3	0.0	0.0	0	0	1	0
N.23.13	Boise State*	1	0	2	0	2	1.0	0.0	0	1	0	0
N.30.13	at UNLV*	1	0	2	0	2	0.0	0.0	0	0	0	0
D.21.13	vs. Buffalo&	1	0	1	2	3	0.0	0.0	0	0	0	0
A.30.14	Northern Arizona	1	1	3	1	4	0.0	0.0	0	0	0	0
S.6.14	at 21/23 No. Carolina	1	1	3	1	4	1.0	0.0	0	0	0	0
S.20.14	at Oregon State	1	1	0	1	1	0.0	0.0	0	0	0	0
S.27.14	UNLV*	1	1	3	1	4	0.0	0.0	0	3	0	0
O.3.14	at Fresno State*	1	1	5	0	5	0.0	0.0	0	1	0	0
O.10.14	at New Mexico*	1	1	4	1	5	0.0	0.0	0	2	0	0
O.18.14	Hawai'i*	1	1	2	4	6	0.0	0.0	1	2	0	0
N.1.14	at Nevada*	1	1	3	2	5	1.0	0.0	0	1	0	0
N.8.14	Idaho	1	1	1	2	3	0.0	0.0	0	1	0	0
N.15.14	at Boise State*	1	1	4	3	7	0.0	0.0	0	1	0	0
N.21.14	Air Force*	1	1	4	0	4	1.0	0.0	0	1	0	1
N.29.14	San José State*	1	1	3	1	4	0.0	0.0	0	1	0	0
D.23.14	Navy#	1	1	5	1	6	1.0	0.0	0	0	0	0
S.5.15	San Diego	1	1	3	0	3	2.0	0.0	3	0	0	0
S.12.15	at California	1	1	5	2	7	0.0	0.0	0	1	0	0
S.19.15	South Alabama	1	1	10	1	11	0.0	0.0	0	2	1	0



S.26.15	at Penn State	1	1	6	2	8	0.5	0.0	0	0	0	0
O.3.15	Fresno State*	1	1	3	1	4	0.0	0.0	0	0	0	0
O.10.15	at Hawai'i*	1	1	1	0	1	0.0	0.0	1	0	0	0
O.17.15	at San José State*	1	1	7	2	9	1.0	0.0	1	0	0	0
O.23.15	Utah State*	1	1	3	1	4	0.0	0.0	0	1	0	0
O.31.15	at Colorado State*	1	1	5	2	7	0.0	0.0	1	0	1	0
N.14.15	Wyoming*	1	1	3	2	5	0.0	0.0	0	2	0	0
N.21.15	at UNLV*	1	1	2	1	3	0.0	0.0	0	0	0	0

**Bold** indicates season high. \* - Mountain West game. & - 2013 Famous Idaho Potato Bowl (Bronco Stadium; Boise, Idaho). # - 2014 San Diego County Credit Union Poinsettia Bowl (Qualcomm Stadium; San Diego, Calif.).

#59 KYLE KELLEY

Defensive End • Junior • 6-3 • 260 • Irvine, Calif. • Saddleback JC

- **At San Diego State:** Came to SDSU with three years of collegiate experience, including two years at Arizona ... Is listed as No. 2 at the left defensive end spot behind senior Jon Sanchez heading into the Nevada contest.
- **2015 (Junior):** Has played in the team's only 11 games off the bench, collecting 11 tackles (six solo) with 4.5 tackles for loss, three sacks, a pass breakup, a blocked kick, five quarterback hurries and a PBU ... **vs. San Diego (Sept. 5)** ... Logged his first snaps in a reserve role against San Diego, making two tackles (one solo) ... **at California (Sept. 12)** ... Recorded two tackles (one solo) with 0.5 tackles for loss off the bench at California ... **vs. South Alabama (Sept. 19)** ... Had one tackle in a reserve role vs. South Alabama, while adding a pass breakup and a quarterback hurry ... **at Penn State (Sept. 26)** ... Had a good game at Penn State, making a solo tackle - a 3-yard sack (and TFL) - and blocking a field goal attempt ... The sack and blocked field goal were the first of his career ... **vs. Fresno State (Oct. 3)** ... Played again off the pine against Fresno State, but did not record a stat for the first time of the year ... **at Hawai'i (Oct. 10)** ... Did not record a stat at Hawai'i ... **at San José State (Oct. 17)** ... Also didn't find the stat sheet at San José State ... **vs. Utah State (Oct. 23)** ... Had a solo tackle in a reserve role against Utah State ... **at Colorado State (Oct. 31)** ... Came up with an assisted tackle at Colorado State, which went down as a 1/2 tackle for loss ... **vs. Wyoming (Nov. 14)** ... Did not make the stat sheet in reserve time vs. Wyoming ... **at UNLV (Nov. 21)** ... Had arguably the best game of his career at UNLV, making a career-high three tackles (two solo) with career bests of 2.5 tackles for loss (13 yards), a pair of sacks for 12 yards and three quarterback hurries ... Logged his most time of his Aztec career with Alex Barrett missing most of the game with a knee injury.
- **At Saddleback JC (2014):** Played in all 10 games at Saddleback College in 2014, registering 46 tackles (23), 9.5 sacks, 13 tackles for loss, a 34-yard fumble recovery, an interception and two pass breakups ... Was named to the all-California team by CCCFCA and the NCS League First Team.
- **At Univ. of Arizona (2012-13):** Was at Arizona from 2012-13, making two tackles (one solo) in 12 games in 2013 and redshirting the 2012 campaign.
- **High School:** Was a *PrepStar* All-American and Parade All-American at Woodbridge High in Irvine, Calif. ... Picked as a *Tacoma News Tribune* Western 100 ... Also was on the *CalHiSports* all-state first team (medium schools) ... Logged 87 tackles and 22 sacks as a senior, earning Pacific Coast League Defensive MVP honors ... Also was an all-Orange County and all-CIF honoree ... Played in the Cal-State All-Star game ... Added 21 receptions for 382 yards and 5 TDs at tight end ... Was a four-star recruit by Rivals, and a three-star pick by ESPN, Scout and 247sports.
- **Personal:** Son of Charles and Colleen Kelley ... Picked Arizona out of high school over offers from Arizona State, Colorado, Florida, North Carolina State, Northern Illinois, Oklahoma, UCLA, Utah, Vanderbilt, Washington and Washington State ... Is majoring in social science.

Kelley's Career Statistics

Defense	* at Arizona											
Season	GP	GS	UA	A	TT	TFL	Sk	Int.	PBU	FF	FR	
2013*	12	0	1	1	2	0.0	0.0	0	0	0	0	
2015	11	0	6	5	11	4.0	3.0	0	1	0	0	
<b>Career</b>	<b>23</b>	<b>0</b>	<b>6</b>	<b>6</b>	<b>13</b>	<b>4.0</b>	<b>3.0</b>	<b>0</b>	<b>1</b>	<b>0</b>	<b>0</b>	

**Career/2015 Highs:** Tackles: 3 at UNLV (11/21/15); Tackles For Loss: 2.5 at UNLV (11/21/15); Sacks: 2.0 at UNLV (11/21/15); Pass Breakups: 1 vs. South Alabama (9/19/15); Blocked Kicks: 1 at Penn State (9/26/15).

Kelley's Career Game-by-Game

Date	Opponent	GP	GS	UA	A	TT	TFL	Sk.	Int.	PBU	FF	FR
A.30.13	Northern Arizona	1	0	1	0	1	0.0	0.0	0	0	0	0
S.7.13	at UNLV	1	0	0	0	0	0.0	0.0	0	0	0	0
S.14.13	UTSA	1	0	0	0	0	0.0	0.0	0	0	0	0
S.28.13	at WashingtonS	1	0	0	0	0	0.0	0.0	0	0	0	0
O.10.13	at USCS	1	0	0	0	0	0.0	0.0	0	0	0	0
O.19.13	UtahS	1	0	0	0	0	0.0	0.0	0	0	0	0
O.26.13	at ColoradoS	1	0	0	0	0	0.0	0.0	0	0	0	0
N.2.13	at CaliforniaS	1	0	0	0	0	0.0	0.0	0	0	0	0
N.9.13	UCLAS	1	0	0	0	0	0.0	0.0	0	0	0	0
N.16.13	Washington StateS	1	0	0	0	0	0.0	0.0	0	0	0	0
N.23.13	OregonS	1	0	0	1	1	0.0	0.0	0	0	0	0
N.30.13	at Arizona State&	1	0	0	0	0	0.0	0.0	0	0	0	0
D.31.13	vs. Boston College+	--- Did Not Play ---										
S.5.15	San Diego	1	0	1	1	2	0.0	0.0	0	0	0	0
S.12.15	at California	1	0	1	1	2	0.5	0.0	0	0	0	0
S.19.15	South Alabama	1	0	0	1	1	0.0	0.0	0	1	0	0
S.26.15	at Penn State	1	0	1	0	1	1.0	1.0	0	0	0	0
O.3.15	Fresno State*	1	0	0	0	0	0.0	0.0	0	0	0	0
O.10.15	at Hawai'i*	1	0	0	0	0	0.0	0.0	0	0	0	0
O.17.15	at San José State*	1	0	0	0	0	0.0	0.0	0	0	0	0
O.23.15	Utah State*	1	0	1	0	1	0.0	0.0	0	0	0	0
O.31.15	at Colorado State*	1	0	0	1	1	0.0	0.0	0	0	0	0
N.14.15	Wyoming*	1	0	0	0	0	0.0	0.0	0	0	0	0
N.21.15	at UNLV*	1	0	2	1	3	2.5	2.0	0	0	0	0

**Bold** indicates season high. S - Pac-12 game. \* - Mountain West game. + - 2013 AdvoCare V100 Bowl (Independence Stadium; Shreveport, La.).

#27 KAMERON KELLY

Warrior • Sophomore • 6-2 • 195 • Murphy, Texas • Wylie High

- **At San Diego State:** An athletic, player who came to SDSU as an "athlete" and played right away as a true freshman in 2014 ... Will see time on defense and occasionally as a kick returner ... Is listed as the starter this week for the 11th time at one of the two Warrior (safety) positions in Rocky Long's 3-3-5 defense with Trey Lomax recently returning from a knee injury suffered in the first week of the season ... Came back to play in the spring season after missing the final six games of the 2014 season with an injury.
- **2015 (Sophomore):** Has 41 tackles (25 solo) in 10 games (all starts) this year with two tackles for loss, three pass breakups and two interceptions for 31 yards ... **vs. San Diego (Sept. 5)** ... Missed the opener with San Diego for violation of team rules ... **at California (Sept. 12)** ... Made his first career start in just his seventh game at California ... Finished with a career-high four tackles (two solo) ... **vs. South Alabama (Sept. 19)** ... Came up with four tackles (one solo) and his first career pass breakup in his second straight start vs. South Alabama ... **at Penn State (Sept. 26)** ... Set a career high with eight tackles (six solo) at Penn State in his third consecutive start, while adding a pass breakup with a diving play in the end zone ... **Had just nine career tackles prior to recording eight at PSU** ... **vs. Fresno State (Oct. 3)** ... Recorded four tackles (three solo) with a pass breakup in a fourth straight start vs. Fresno State ... **at Hawai'i (Oct. 10)** ... Made eight tackles (five solo) in another start at Hawai'i ... The eight stops matched a career high ... **at San José State (Oct. 17)** ... Registered five stops in a start at San José State ... **vs. Utah State (Oct. 23)** ... Had a solo stop against Utah State in another start ... **at Colorado State (Oct. 31)** ... Made three tackles (two solo) and had his first career interception for 16 yards at Colorado State ... The interception led to a 54-yard field goal by Donny Hageman has time expired in the first half, giving the Aztecs a 13-10 lead ... **vs. Wyoming (Nov. 14)** ... Made one solo tackle, a 1-yard loss, in another start against Wyoming ... **at UNLV (Nov. 21)** ... Came up with three solo tackles, a 15-yard interception and a tackle for loss in a start at UNLV.
- **2014 (Freshman):** Worked into the two-deep as a true freshman heading into the Fresno State game as the backup to Trey Lomax at one of the two Warrior spots, where he remained for three contests before having surgery on a leg for compartment syndrome late after the Hawai'i game on Oct. 18 ... Missed the final six games with that injury ... Played in six games, making one tackle and blocking a punt ... Was one of eight true freshmen to see action ... Also

saw time on special teams, mainly as a kick returner, where he returned five kicks for 131 yards (26.2 avg.) ... The 26.2 average led the team, while his long of 56 yards was second ... Did not play in the opener vs. Northern Arizona ... Came off the bench in his first collegiate appearance at No. 21/23 North Carolina, but did not record a stat ... Logged his first career tackle on special teams at Oregon State ... Played again against UNLV, blocking a punt, SDSU's lone blocked punt of the season ... Logged time on special teams at Fresno State, where he returned a kick 56 yards, the longest by an Aztec this season ... Played again at New Mexico and had a 13-yard kick return ... Logged time again against Hawai'i, returning a kick for 25 yards ... Was taken out late in the game with a leg injury ... Later was diagnosed with compartment syndrome and was operated on early the next day (Oct. 19), ending his season ... Did not travel to the Nevada contest ... Did not suit up against Idaho ... Also did not travel to Boise State ... Did not suit up again vs. Air Force ... Also did not play vs. San José State ... Could have played vs. Navy in the Poinsettia Bowl, but was held out as a precaution.

- **High School:** A three-year letterwinner at Wylie High School in Murphy, Texas ... Named the 4A Region II District 13 Player of the Year after racking up 4,000 all-purpose yards ... An academic all-state selection ... Completed 56-of-96 passes (58.3 percent) for 841 yards with five touchdowns as a senior ... Led the Pirates to a 9-5 overall record and an appearance in the 4A D1 Quarterfinals ... Also rushed for 568 yards and 13 touchdowns on 86 carries and caught 59 passes for 950 yards and 11 scores ... Recorded seven interceptions on defense ... Lettered in basketball and track & field as well ... Is a three-star recruit by Scout.com, and a two-star recruit by both Rivals.com and 247sports.com ... 247sports gave him a grade of 75.
- **Personal:** Born Aug. 19, 1996, in Round Rock, Texas ... Son of Curley Kelly and Toni Milburn and stepson of Joseph Milburn and Millie Kelly ... Chose SDSU over offers from Alabama A&M, Alabama State, Florida A&M, Grambling, Houston Baptist, Kent State, Lamar, Louisiana-Monroe, Navy, Northern Colorado, Prairie View A&M, Sam Houston State, South Dakota State, Stephen F. Austin, Texas Southern and Texas Tech ... Is majoring in kinesiology.

**Kelly's Career Statistics**

**Defense**

Season	GP	GS	UA	A	TT	TFL	Sk	Int.	PBU	FF	FR
2014	6	0	0	1	1	0.0	0.0	0	0	0	0
2015	10	10	25	16	41	2.0	0.0	2	3	0	0
<b>Career</b>	<b>16</b>	<b>10</b>	<b>25</b>	<b>17</b>	<b>42</b>	<b>2.0</b>	<b>0.0</b>	<b>2</b>	<b>3</b>	<b>0</b>	<b>0</b>

**Career Highs:** Tackles: 8 at Hawai'i (10/10/15), at Penn State (9/26/15); Tackles For Loss: 1.0 at UNLV (11/21/15), vs. Wyoming (11/14/15); Interceptions: 1 at UNLV (11/21/15), at Colorado State (10/31/15); Pass Breakups: 1 vs. Fresno State (10/3/15), at Penn State (9/26/15), vs. South Alabama (9/19/15); Blocked Punts: 1 vs. UNLV (9/27/14); Kick Returns: 2 vs. UNLV (9/27/14); Long Kick Return: 56 at Fresno State (10/3/14); Kick Return Yards: 56 at Fresno State (10/3/14).

**2015 Highs:** Tackles: 8 at Hawai'i (10/10/15), at Penn State (9/26/15); Tackles For Loss: 1.0 at UNLV (11/21/15), vs. Wyoming (11/14/15); Interceptions: 1 at UNLV (11/21/15), at Colorado State (10/31/15); Pass Breakups: 1 vs. Fresno State (10/3/15), at Penn State (9/26/15), vs. South Alabama (9/19/15).

**Kelly's Career Game-by-Game**

**Defense**

Date	Opponent	GP	GS	UA	A	TT	TFL	Sk.	Int.	PBU	FF	FR
A.30.14	Northern Arizona	--- Did Not Play ---										
S.6.14	at 21/23 No. Carolina	1	0	0	0	0	0.0	0.0	0	0	0	0
S.20.14	at Oregon State	1	0	0	1	1	0.0	0.0	0	0	0	0
S.27.14	UNLV*	1	0	0	0	0	0.0	0.0	0	0	0	0
0.3.14	at Fresno State*	1	0	0	0	0	0.0	0.0	0	0	0	0
0.10.14	at New Mexico*	1	0	0	0	0	0.0	0.0	0	0	0	0
0.18.14	Hawai'i*	1	0	0	0	0	0.0	0.0	0	0	0	0
N.1.14	at Nevada*	--- Did Not Play - Injured ---										
N.8.14	Idaho	--- Did Not Play - Injured ---										
N.15.14	at Boise State*	--- Did Not Play - Injured ---										
N.21.14	Air Force*	--- Did Not Play - Injured ---										
N.29.14	San José State*	--- Did Not Play - Injured ---										
D.23.14	Navy#	--- Did Not Play - Injured ---										
S.5.15	San Diego	--- Did Not Play - Suspended ---										
S.12.15	at California	1	1	2	2	4	0.0	0.0	0	0	0	0
S.19.15	South Alabama	1	1	1	3	4	0.0	0.0	0	1	0	0
S.26.15	at Penn State	1	1	6	2	8	0.0	0.0	0	1	0	0

0.3.15	Fresno State*	1	1	3	1	4	0.0	0.0	0	1	0	0
0.10.15	at Hawai'i*	1	1	5	3	8	0.0	0.0	0	0	0	0
0.17.15	at San José State*	1	1	1	4	5	0.0	0.0	0	0	0	0
0.23.15	Utah State*	1	1	1	0	1	0.0	0.0	0	0	0	0
0.31.15	at Colorado State*	1	1	2	1	3	0.0	0.0	1	0	0	0
N.14.15	Wyoming*	1	1	1	0	1	1.0	0.0	0	0	0	0
N.21.15	at UNLV*	1	1	3	0	3	1.0	0.0	1			

**Bold** indicates season high. \* - Mountain West game. # - 2014 San Diego County Credit Union Poinsettia Bowl (Qualcomm Stadium; San Diego, Calif.).

**#39 RONLEY LAKALAKA**

**Linebacker • TR-Freshman • 6-0 • 225 • Kalihi, Hawaii • Punahou HS**

- **At San Diego State:** Physical linebacker who has a ton of potential ... Moved into the two-deep for the South Alabama game with Jake Fely injured, but has stayed there since, including this week vs. UNLV.
- **2015 (Freshman):** Has played in eight games with nine tackles ... Mainly has been used on special teams, but has gradually logged more snaps in the backfield as of late ... **vs. San Diego (Sept. 5)** ... Was on the travel roster, but did not play in the opener vs. San Diego ... **at California (Sept. 12)** ... Traveled for the Cal game without appearing in the contest ... **vs. South Alabama (Sept. 19)** ... Also did not play against South Alabama ... **at Penn State (Sept. 26)** ... Logged his first appearance of his Division I career at Penn State on special teams without finding the stat sheet ... **vs. Fresno State (Oct. 3)** ... Played again vs. Fresno State, but did not record a stat ... **at Hawai'i (Oct. 10)** ... Logged his first stat, making an assisted tackle at Hawai'i ... **at San José State (Oct. 17)** ... Logged significant snaps on defense at San José State with starter Jake Fely injured for the second half ... Had three tackles (two solo) in the contest ... **vs. Utah State (Oct. 23)** ... Had a solo tackle against Utah State off the bench ... **at Colorado State (Oct. 31)** ... Came up with an assisted stop in time off the pine at Colorado State ... **vs. Wyoming (Nov. 14)** ... Made an assisted tackle against Wyoming ... **at UNLV (Nov. 21)** ... Registered two stops (one solo) off the pine at UNLV.
- **High School:** Recorded a team-high seven sacks, along with two interceptions as a senior at Punahou High School in Kalihi, Hawaii, according to MaxPreps.com ... Led Punahou to an 8-1 overall record and an appearance in the HHSAA Division I championship game in 2014 ... Was a two-time all-state first-team selection and a two-time ILH first-team pick ... Led the team in tackles and was chosen as the hardest hitting player on the team ... A three-star recruit by Scout and a two-star recruit by Rivals
- **Personal:** Born, Jan. 23, 1997, in Honolulu, Hawaii ... Picked SDSU over an offer from Hawai'i and also had interest from California ... Is majoring in business administration with an emphasis on finance.

**Lakalaka's Career Statistics**

Season	GP	GS	UA	A	TT	TFL	Sk	Int.	PBU	FF	FR
2015	8	0	4	5	9	0.0	0.0	0	0	0	0
<b>Career</b>	<b>8</b>	<b>0</b>	<b>4</b>	<b>5</b>	<b>9</b>	<b>0.0</b>	<b>0.0</b>	<b>0</b>	<b>0</b>	<b>0</b>	<b>0</b>

**Career/2015 Highs:** Tackles: 3 at San José State (10/17/15).

**Lakalaka's Career Game-by-Game**

Date	Opponent	GP	GS	UA	A	TT	TFL	Sk.	Int.	PBU	FF	FR
S.5.15	San Diego	--- Did Not Play ---										
S.12.15	at California	--- Did Not Play ---										
S.19.15	South Alabama	--- Did Not Play ---										
S.26.15	at Penn State	1	0	0	0	0	0.0	0.0	0	0	0	0
0.3.15	Fresno State*	1	0	0	0	0	0.0	0.0	0	0	0	0
0.10.15	at Hawai'i*	1	0	0	1	1	0.0	0.0	0	0	0	0
0.17.15	at San José State*	1	0	2	1	3	0.0	0.0	0	0	0	0
0.23.15	Utah State*	1	0	1	0	1	0.0	0.0	0	0	0	0
0.31.15	at Colorado State*	1	0	0	1	1	0.0	0.0	0	0	0	0
N.14.15	Wyoming*	1	0	0	1	1	0.0	0.0	0	0	0	0
N.21.15	at UNLV*	1	0	1	1	2	0.0	0.0	0	0	0	0

**Bold** indicates season high. \* - Mountain West game.

#14 TREY LOMAX

Warrior • Sophomore • 5-11 • 190 • San Diego, Calif. • Mira Mesa HS

- **At San Diego State:** Fantastic athlete, who was also recruited to play baseball at San Diego State ... Was slated as one of the two starting Warriors in Rocky Long's 3-3-5 defense once again after a solid 2014 season, but hurt is knee in the opener and missed the next six games ... Came back to play against Utah State and is slated to back up Kameron Kelly on the depth chart this week against Nevada ... Has led SDSU in tackles in two of the 16 games he has appeared in over his career (both last season).
- **2015 (Sophomore):** Is a fourth-team all-Mountain West preseason selection by Phil Steele ... Was named a "SDSU Player to Watch" by *Lindy's Sports* ... Has four tackles (two solo), including a tackle for loss, and a fumble recovery in one start and four games played this year ... **vs. San Diego (Sept. 5)** ... Started the opener with San Diego, recording three tackles (two solo), including one behind the line of scrimmage, before leaving early with a knee injury ... **at California (Sept. 12)** ... Missed the California trip with a knee injury ... **vs. South Alabama (Sept. 19)** ... Was on the sideline for the South Alabama, but did not suit up with the knee injury ... **at Penn State (Sept. 26)** ... Traveled to the Penn State contest, but didn't suit up and was on the sidelines ... **vs. Fresno State (Oct. 3)** ... Also did not play in the conference opener vs. Fresno State ... **at Hawai'i (Oct. 10)** ... Did not play or travel to Hawai'i ... **at San José State (Oct. 17)** ... Also did not travel to San José State ... **vs. Utah State (Oct. 23)** ... Returned to play limited snaps against Utah State without recording a stat ... **at Colorado State (Oct. 31)** ... Had one assisted tackle and a fumble recovery in a reserve role at Colorado State ... The fumble recovery came in the end zone as the Rams were driving to try and tie the game up at 7-7 on their opening possession ... **vs. Wyoming (Nov. 14)** ... Did not play against Wyoming ... **at UNLV (Nov. 21)** ... Saw limited time at UNLV without finding the stat sheet.
- **2014 (Freshman):** Received the Outstanding Freshman Award at the team banquet ... Played in his first 12 career games, starting the first 10 and again vs. San José State in the regular season finale ... Ranked in a tie for third on the team with 63 tackles and led the team with two fumble recoveries for 15 yards ... The 63 tackles were the most by an Aztec freshman since Andrew Preston had 72 in 2007 ... Also had three tackles for loss, a sack and three PBU's ... Made his first career start in his first career appearance in the opener vs. Northern Arizona ... Came up with six tackles, including four solo stops ... The six tackles were tied for second on the team ... Had a game-high 10 tackles (seven solo) at North Carolina ... The seven solo stops also were a game high ... Made a career-high 11 stops (six solo) at Oregon State ... The 11 stops tied J.J. Whittaker for the most of either team ... Made five tackles (four solo) with his first career sack and tackle for loss in the MW opener vs. UNLV ... Had another good game in his fifth straight start at Fresno State, recording four tackles (two solo), a 3-yard TFL and his first career fumble recovery, which he returned 10 yards ... Logged another start at New Mexico, where he had three solo stops, a TFL and his first career pass breakup ... Came up with three tackles (two solo) in a start against Hawai'i ... Made five tackles (three solo) in an eighth consecutive start at Nevada ... Recorded six stops (three solo) and added a PBU in a start at Warrior vs. Idaho ... Registered six tackles (three solo) in a 10th straight start at Boise State ... Came off the bench for the first time vs. Air Force with the defense moving to four linebackers and dropping to four defensive backs against the Falcons' unusual offense ... Did not make a tackle, but came up with his team-leading second fumble recovery of the season, which he returned five yards ... The recovery led to an Aztec field goal ... Had four stops with a PBU against San José State in his 11th start of the year ... Suited up, but did not play for the first time of the season vs. Navy in the Poinsettia Bowl.
- **2013 (Redshirt):** Gained valuable practice experience in his redshirt season, working behind five senior safeties, including 2014 NFL Draft picks Nat Berhe and Eric Pinkins.
- **High School:** Local prospect from Mira Mesa High School ... Two-time first-team all-Eastern League selection and 2012 offensive MVP ... A two-year captain ... As a junior in 2011, had 109 tackles (82 solo) and four pass deflections as a defensive back, while scoring four times and passing for another four scores as a running back, wide receiver and quarterback ... A three-star recruit with a scout grade of 72 by ESPN ... A two-star recruit by both *Rivals.com* and *Scout.com* ... 247Sports.com gave him an 85 and ranked him as the 78th-best safety in the country ... Hit .341 in 2012 for the Marauders with 22 runs, 16 RBIs and 10 stolen bases ... A two-time first-team all-league pick in baseball and team captain in 2012.
- **Personal:** Born Dec. 5, 1994, in San Diego, Calif. ... Son of Phillip and Jamie Lomax ... Picked SDSU over Arizona State, Oregon State and Washington State, and also had interest from Cincinnati, Oregon, Tennessee, UCLA, USC and Washington ... Is majoring in business administration with a focus in marketing.

Lomax's Career Statistics

Season	GP	GS	UA	A	TT	TFL	Sk	Int.	PBU	FF	FR
2014	12	11	38	25	63	3.0	1.0	0	3	0	2
2015	4	1	2	2	4	1.0	0.0	0	0	0	1
<b>Career</b>	<b>16</b>	<b>12</b>	<b>40</b>	<b>27</b>	<b>67</b>	<b>4.0</b>	<b>1.0</b>	<b>0</b>	<b>3</b>	<b>0</b>	<b>3</b>

**Career Highs:** Tackles: 11 at Oregon State (9/21/14); Tackles For Loss: 1.0 vs. San Diego (9/5/15), at New Mexico (10/10/14), at Fresno State (10/3/14), vs. UNLV (9/27/14); Sacks: 1.0 vs. UNLV (9/27/14); Passes Broken Up: 1 vs. Idaho (11/8/14), at New Mexico (10/10/14); Fumble Recoveries: 1 at Colorado State (10/31/15), vs. Air Force (11/21/14), at Fresno State (10/3/14).

**2015 Highs:** Tackles: 3 vs. San Diego (9/5/15); Tackles For Loss: 1.0 vs. San Diego (9/5/15); Fumble Recoveries: 1 at Colorado State (10/31/15).

Lomax's Career Game-by-Game

Date	Opponent	GP	GS	UA	A	TT	TFL	Sk.	Int.	PBU	FF	FR
A.30.14	Northern Arizona	1	1	4	2	6	0.0	0.0	0	0	0	0
S.6.14	at 21/23 No. Carolina	1	1	7	3	10	0.0	0.0	0	0	0	0
S.20.14	at Oregon State	1	1	6	5	11	0.0	0.0	0	0	0	0
S.27.14	UNLV*	1	1	4	1	5	1.0	1.0	0	0	0	0
O.3.14	at Fresno State*	1	1	2	2	4	1.0	0.0	0	0	0	1
O.10.14	at New Mexico*	1	1	3	0	3	1.0	0.0	0	1	0	0
O.18.14	Hawai'i**	1	1	2	1	3	0.0	0.0	0	0	0	0
N.1.14	at Nevada*	1	1	3	2	5	0.0	0.0	0	0	0	0
N.8.14	Idaho	1	1	3	3	6	0.0	0.0	0	1	0	0
N.15.14	at Boise State*	1	1	3	3	6	0.0	0.0	0	0	0	0
N.21.14	Air Force*	1	0	0	0	0	0.0	0.0	0	0	0	1
N.29.14	San José State*	1	1	1	3	4	0.0	0.0	0	1	0	0
D.23.14	Navy#	--- Did Not Play ---										
S.5.15	San Diego	1	1	2	1	3	1.0	0.0	0	0	0	0
S.12.15	at California	--- Did Not Play - Injured ---										
S.19.15	South Alabama	--- Did Not Play - Injured ---										
S.26.15	at Penn State	--- Did Not Play - Injured ---										
O.3.15	Fresno State*	--- Did Not Play - Injured ---										
O.10.15	at Hawai'i**	--- Did Not Play - Injured ---										
O.17.15	at San José State*	--- Did Not Play - Injured ---										
O.23.15	Utah State*	1	0	0	0	0	0.0	0.0	0	0	0	0
O.31.15	at Colorado State*	1	0	0	1	1	0.0	0.0	0	0	0	1
N.14.15	Wyoming*	--- Did Not Play ---										
N.21.15	at UNLV*	1	0	0	0	0	0.0	0.0	0	0	0	0

**Bold** indicates season high. \* - Mountain West game. # - 2014 San Diego County Credit Union Poinsettia Bowl (Qualcomm Stadium; San Diego, Calif.).

#21 NA'IM MCGEE

(NYE-eem)

Aztec • Junior • 6-0 • 200 • Oakland, Calif. • Diablo Valley College

- **At San Diego State:** A Diablo Valley College transfer who joined SDSU in January 2014 for the spring campaign ... Finished the spring drills as the starter at the Aztec spot in Rocky Long's 3-3-5 defense, replacing three-year starter and current New York Giant Nat Berhe, where he has remained ever since ... Has led the team in tackles five times over his career (in just 23 games).
- **2015 (Junior):** Has 61 tackles (32 solo) on the season in 11 starts to go along with three tackles for loss, a sack and seven pass breakups ... The seven PBUs are tied for the most on the team ... **vs. San Diego (Sept. 5)** ... Made the start in the opener vs. San Diego, recording six tackles (all solo) and adding a pass breakup ... The six solo stops tied teammate Jake Fely for the most in the game among either team ... **at California (Sept. 12)** ... Made seven tackles with a PBU in another start at California ... **vs. South Alabama (Sept. 19)** ... Set a career high with 11 tackles vs. South Alabama, including a 3-yard tackle for loss ... The 11 tackles tied Damontae Kazee and Malik Smith for the most in the game ... **at Penn State (Sept. 26)** ... Came up with a solo stop in another start at Penn State ... **vs. Fresno State (Oct. 3)** ... Had a solo tackle in a start vs. Fresno State ... **at Hawai'i (Oct. 10)** ... Recorded six tackles (five solo) with a PBU at Hawai'i ... **at San José State (Oct. 17)** ... Made five stops at San José State ... **vs. Utah State (Oct. 23)** ... Led the team with 10 tackles (five solo) against Utah State ... The 10 stops tied for the most in the game from either team ... **at Colorado State (Oct. 31)** ... Registered seven stops with a career-high two pass breakups

and a tackle for loss at Colorado State ... The seven tackles tied for the second most on the team ... **vs. Wyoming (Nov. 14)** ... Made five tackles (three solo) vs. Wyoming with a 4-yard sack (and tackle for loss) ... It was the first sack of his career ... **at UNLV (Nov. 21)** ... Came up with two stops (one solo) and a pass breakup before he was ejected from the game early in the second half with a targeting penalty.

- **2014 (Sophomore):** Played in his first 12 career Division I games, starting the first nine, the regular season finale vs. San José State and the Poinsettia Bowl vs. Navy, only missing the Boise State contest with an injury ... Had 63 tackles (41 solo) on the season with a tackle for loss for a total of four yards, two quarterback hurries and a pass breakup ... The 63 stops ranked in a tie for third on the team, while the 41 solos were fourth, despite missing one game ... Made five tackles, including three of the solo variety, in the opener vs. Northern Arizona ... It was his first collegiate start and game played at the Division I level ... Also added a 4-yard TFL ... Came up with seven tackles (five solo) at No. 21/23 North Carolina, which tied J.J. Whitaker for second on the team ... Made four tackles (three solo) in a third straight start at Oregon State ... Had three tackles (two solo) in another start vs. UNLV ... Made four stops (three solo) in his fifth consecutive start at Fresno State ... Had six stops (two solo) in another start at New Mexico ... The six tackles were tied for the third most on the team ... Had a team-high eight tackles (five solo) in a seventh straight start against Hawai'i ... Recorded six tackles (five solo) to tie for the team lead at Nevada ... Had a career-high nine tackles (four solo) against Idaho ... The nine tackles tied Josh Gavert for the team lead and ranked in a tie for second in the game ... Also added his second quarterback hurry of the year ... Missed his first career game at SDSU vs. Boise State after sustaining a stinger vs. Idaho ... Recorded three tackles (two solo) in his first game off the bench vs. Air Force ... Returned to the starting lineup vs. San José State, where he had three tackles (two solo) ... Started the Poinsettia Bowl vs. Navy, recording five tackles (all solo) and his first career PBU.
- **2013 (At Diablo Valley College):** A first-team all-conference selection in his lone season at Diablo Valley College ... Had 32 tackles (20 solos), four interceptions and a fumble recovery for a touchdown ... Was recruited by Brigham Young, Nevada, San José State and Wyoming out of DVC.
- **High School:** Twice earned All-America honors at Saint Mary's High, where he won three letters ... Was also named all-state and all-area ... Was an all-Tri-City Athletic League selection and Defensive Player of the Year ... Led the team in tackles in two consecutive seasons as a free safety at St. Mary's High ... Was inducted into the Stockton (Calif.) Athletic Hall of Fame ... Was a three-star recruit by *Rivals.com* and a two-star recruit by *247sports.com* ... Received a grade of 77 by 247sports ... Also lettered in basketball in high school.
- **Personal:** Born April 22, 1995, in Oakland, Calif. ... Son of Danita McGee ... Chose San Diego State over Nevada, San José State and Wyoming ... Is majoring in business management with specialization in entrepreneur management.

**McGee's Career Statistics**

Season	GP	GS	UA	A	TT	TFL	Sk	Int.	PBU	FF	FR
2014	12	11	41	22	63	1.0	0.0	0	1	0	0
2015	11	11	32	29	61	3.0	1.0	0	7	0	0
<b>Career</b>	<b>23</b>	<b>22</b>	<b>73</b>	<b>51</b>	<b>124</b>	<b>4.0</b>	<b>1.0</b>	<b>0</b>	<b>8</b>	<b>0</b>	<b>0</b>

**Career Highs:** Tackles: 11 vs. South Alabama (9/19/15); Tackles For Loss: 1.0, four times; Sacks: 1.0 vs. Wyoming (11/14/15); Passes Broken Up: 2 at Colorado State (10/31/15).

**2015 Highs:** Tackles: 11 vs. South Alabama (9/19/15); Tackles For Loss: 1.0 vs. Wyoming (11/14/15), at Colorado State (10/31/15), vs. South Alabama (9/19/15); Sacks: 1.0 vs. Wyoming (11/14/15); Passes Broken Up: 2 at Colorado State (10/31/15).

**McGee's Career Game-by-Game**

Date	Opponent	GP	GS	UA	A	TT	TFL	Sk.	Int.	PBU	FF	FR
A.30.14	Northern Arizona	1	1	3	2	6	1.0	0.0	0	0	0	0
S.6.14	at 21/23 No. Carolina	1	1	5	2	7	0.0	0.0	0	0	0	0
S.20.14	at Oregon State	1	1	3	1	4	0.0	0.0	0	0	0	0
S.27.14	UNLV*	1	1	2	1	3	0.0	0.0	0	0	0	0
O.3.14	at Fresno State*	1	1	3	1	4	0.0	0.0	0	0	0	0
O.10.14	at New Mexico*	1	1	2	4	6	0.0	0.0	0	0	0	0
O.18.14	Hawai'i*	1	1	5	3	8	0.0	0.0	0	0	0	0
N.1.14	at Nevada*	1	1	5	1	6	0.0	0.0	0	0	0	0
N.8.14	Idaho	1	1	4	5	9	0.0	0.0	0	0	0	0
N.15.14	at Boise State*	--- Did Not Play ---										
N.21.14	Air Force*	1	0	2	1	3	0.0	0.0	0	0	0	0
N.29.14	San José State*	1	1	2	1	3	0.0	0.0	0	0	0	0

D.23.14	Navy#	1	1	5	0	5	0.0	0.0	0	1	0	0
S.5.15	San Diego	1	1	6	0	6	0.0	0.0	0	1	0	0
S.12.15	at California	1	1	3	4	7	0.0	0.0	0	1	0	0
S.19.15	South Alabama	1	1	3	8	11	1.0	0.0	0	1	0	0
S.26.15	at Penn State	1	1	1	0	1	0.0	0.0	0	0	0	0
O.3.15	Fresno State*	1	1	1	0	1	0.0	0.0	0	0	0	0
O.10.15	at Hawai'i*	1	1	5	1	6	0.0	0.0	0	1	0	0
O.17.15	at San José State*	1	1	1	4	5	0.0	0.0	0	0	0	0
O.23.15	Utah State*	1	1	5	5	10	0.0	0.0	0	0	0	0
O.31.15	at Colorado State*	1	1	3	4	7	1.0	0.0	0	2	0	0
N.14.15	Wyoming*	1	1	3	2	5	1.0	1.0	0	0	0	0
N.21.15	at UNLV*	1	1	1	1	2	0.0	0.0	0	1	0	0

**Bold** indicates season high. \* - Mountain West game. # - 2014 San Diego County Credit Union Poinsettia Bowl (Qualcomm Stadium; San Diego, Calif.).

**#75 KWAYDE MILLER**

(KWAYD)

**Offensive Tackle • Junior • 6-7 • 310 • Ramona, Calif. • Ramona HS**

- **At San Diego State:** Big, tall lineman who has taken over the blindside spot at left tackle after backing up two-time all-Mountain West pick and 2015 NFL fourth-round draftee Terry Poole ... Has played in 14 career games with 11 starts ... Is one of three Aztecs to make their first start on the offensive line this season.
- **2015 (Junior):** Has started all 11 games this year left tackle ... Started the opener vs. San Diego for the first time of his career, playing every snap at left tackle ... Also started at California, vs. South Alabama, at Penn State, vs. Fresno State, at Hawai'i, at San José State, against Utah State, at Colorado State, vs. Wyoming and at UNLV.
- **2014 (Sophomore):** Played in three games during his sophomore campaign ... Made his first collegiate appearance in the opener vs. Northern Arizona ... Also played in conference games at Fresno State and vs. San José State.
- **2013 (Freshman):** Did not play during his freshman season.
- **2012 (Redshirt):** Redshirted his first season with the Aztecs.
- **High School:** Former tight end who switched to offensive lineman during his junior year ... Named to the 2011 *Cal-Hi Sports* all-state football team ... Three-star offensive lineman by *Rivals.com* and *Scout.com* and *ESPN.com* ... Ranked No. 70 among the 2012 ESPNU top California recruits list ... Earned a Scouts, Inc. grade of 77.
- **Personal:** Born Dec. 11, 1993, in Ramona, Calif. ... Son of Karl and Kristie Miller ... Also played basketball and was on the track & field team at Ramona High ... Had offers from Wisconsin, Oregon, Oregon State, Washington State, UNLV and Colorado State ... Majoring in social science.

**Miller's Career Statistics**

Season	GP	GS
2014	3	0
2015	11	11
<b>Career</b>	<b>14</b>	<b>11</b>

**Miller's Career Game-by-Game**

Date	Opponent	GP	GS/POS
A.30.14	Northern Arizona	1	
S.6.14	at 21/23 No. Carolina		--- DNP ---
S.20.14	at Oregon State		--- DNP ---
S.27.14	UNLV*		--- DNP ---
O.3.14	at Fresno State*	1	
O.10.14	at New Mexico*		--- DNP ---
O.18.14	Hawai'i*		--- DNP ---
N.1.14	at Nevada*		--- DNP ---
N.8.14	Idaho		--- DNP ---
N.15.14	at Boise State*		--- DNP ---
N.21.14	at Air Force*		--- DNP ---
N.29.14	San José State*	1	
D.21.14	Navy#		--- DNP ---
S.5.15	San Diego	1	LT
S.12.15	at California	1	LT
S.19.15	South Alabama	1	LT

S.26.15	at Penn State	1	LT
O.3.15	Fresno State*	1	LT
O.10.15	at Hawai'i*	1	LT
O.17.15	at San José State*	1	LT
O.23.15	Utah State*	1	LT
O.31.15	at Colorado State*	1	LT
N.14.15	Wyoming*	1	LT
N.21.15	at UNLV*	1	LT

\* - Mountain West game. ^ - 2014 San Diego County Credit Union Poinsettia Bowl (Qualcomm Stadium; San Diego, Calif.).

## #11 LLOYD MILLS

**Wide Receiver/Punt Returner • Junior • 5-10 • 175 • Chandler, Ariz. • Chandler HS**

- **At San Diego State:** Speedy, explosive receiver with good hands ... Has moved around on the depth chart after battling a lingering leg injury from the spring and is now the fourth "Z" receiver heading into the UNLV game ... Also excels as a punt returner ... Is ranked 16th in FBS in punt return average among active players at 10.5 (min. 30 returns).
- **2015 (Junior):** Has racked up a host of preseason awards as a punt returner, including a first-team selection by *USA Today*, and second-team picks by Phil Steele and *Athlon Sports* ... *Lindy's Sports* also named him a "SDSU Player to Watch" ... Played in the first seven games this year while battling a leg injury early in the season and missing the Utah State game with another leg injury ... Also played limited time at Colorado State, giving him eight appearances on the season ... Has returned 15 punts for 143 yards (9.5 avg.) with a long of 57 yards ... Also has a 6-yard catch and threw a 7-yard touchdown ... **vs. San Diego (Sept. 5)** ... Logged snaps in the opener vs. San Diego off the bench without finding the stat sheet ... **at California (Sept. 12)** ... Played late against California, returning a punt for two yards ... **vs. South Alabama (Sept. 19)** ... Returned a career-high five punts for a career-best 106 yards, averaging 21.2 yards per return ... The 106 punt return yards are the seventh most in a game this season (FBS, as of Nov. 15) and the 10th most in a game in program history ... Had a long of 57 yards, the second-longest return of his career ... Also threw a 7-yard touchdown pass to Maxwell Smith on a trick play, his second attempt and completion of his career, and first TD pass ... Also caught a 6-yard pass for a first down ... **at Penn State (Sept. 26)** ... Returned two punts at Penn State, but lost a combined five yards ... **vs. Fresno State (Oct. 3)** ... Also played against Fresno State, but fumbled a punt and was credited with a 1-yard loss ... **at Hawai'i (Oct. 10)** ... Returned to form at Hawai'i, returning four punts for 55 yards (13.8 avg.), including a long of 35 yards ... **at San José State (Oct. 17)** ... Returned one punt at San José State, but lost three yards before getting injured on the play and missing the remainder of the game ... **vs. Utah State (Oct. 23)** ... Did not play against Utah State because of a knee injury ... **at Colorado State (Oct. 31)** ... Played limited time at Colorado State, losing 11 yards on a punt return after bobbling the catch attempt ... **vs. Wyoming (Nov. 14)** ... Did not play against Wyoming ... **at UNLV (Nov. 21)** ... Did not make the trip to UNLV.
- **2014 (Sophomore):** Was picked as a second-team all-MW performer as a punt returner by the MW coaches and media ... Also was named to the MW midseason first team by Phil Steele as a punt returner ... Played in the team's only 13 games as a punt returner and wide receiver ... Had 22 catches for 310 yards (14.1 avg.) and a touchdown, and four rushes for 103 yards (25.8 avg.) ... Also had all but two of SDSU's 20 punt returns, returning 18 for 205 yards (11.4 avg.), including a 67-yard touchdown ... Was one of 54 players in the nation with a punt return for a touchdown in 2014 ... Ranked second in the MW and 11th in the nation in punt return average (11.4) ... Had seven plays from scrimmage (four receiving, three rushing) that went for at least 20 yards, which ranked second on the team ... Played in the opener vs. Northern Arizona as a wide receiver and as the team's punt returner ... Had a 33-yard rush, which was the longest attempt of the game and the first of his career ... Also returned four punts for 85 yards (21.2 avg.), including a 67-yard touchdown in the fourth quarter ... That was SDSU's third punt return for a touchdown over a four-game stretch (dating back to last year) and the seventh special teams touchdown by the Aztecs in the Rocky Long head coaching era (since 2011) ... Was one of only 10 players with a punt return for a touchdown in the opening week of FBS play ... Was named a CFPA Punt Returner of the Week for his efforts ... Had his first two career catches for 22 yards (11.0 avg.) at No. 21/23 North Carolina ... Also returned a punt two yards ... Made his first career start at wide receiver at Oregon State and took advantage with three catches and 35 yards (11.7 avg.) ... Also set a career high with 36 rushing yards, all coming on a career-long 36-yard attempt ... Also returned two punts for 22 yards (11.0 avg.) ... Caught a 45-yard pass and had a 36-yard rush off the bench against UNLV, averaging

40.5 yards per play on the night ... The 45-yard reception was a career long and the 36-yard attempt tied a career long ... Caught two passes for 18 yards (9.0 avg.) off the bench at Fresno State ... Also returned three punts for minus-3 yards ... Came off the bench again at New Mexico, where he returned two punts for 14 yards (7.0 avg.) ... Had four receptions for 42 yards against Hawai'i, including a 26-yard touchdown ... The four catches were a career and team high, while the 42 yards were three off his career high ... The touchdown was his first career receiving score and second overall (also had a punt return for a touchdown in the opener vs. NAU) ... Had another big game off the bench at Nevada, catching three passes for a career-high and game-high 52 yards (17.3 avg.) ... Also returned three punts for 55 yards (18.3 avg.), including a long of 53 yards ... Added a rush that was a 2-yard loss ... Made his second career start at wide receiver vs. Idaho and had two catches for 29 yards ... Also had a 4-yard punt return ... Earned the start again at Boise State and had two catches for 19 yards (9.5 avg.) ... Was also the team's starting punt returner but did not attempt a return ... Caught two passes for 33 yards, including a long of 32 yards in another start vs. Air Force ... Was back in the punt return formation, but did not return any punts in the game ... Made a 15-yard catch in another start vs. San José State ... Also returned a punt for 26 yards ... Earned the start at wide receiver vs. Navy in the Poinsettia Bowl, but did not make a catch ... Also returned one punt for no gain.

- **2013 (Freshman):** Played in one game as a freshman, coming off the bench without recording a stat vs. Nevada.
- **2012 (Redshirt):** Redshirted as a true freshman.
- **High School:** Ranked No. 18 in the 2011 *MaxPreps.com* Arizona football player rankings for receivers ... Scored eight touchdowns last year in helping the Wolves go 8-4 overall and 3-2 in league play ... 2011 all-Arizona Division I team by the Arizona Republic ... Member of the National Honors Society and was a distinguished scholar ... The 55th-ranked recruit out of the state of Arizona by ESPN ... Earned a Scouts, Inc. grade of 69.
- **Personal:** Born Feb. 3, 1994, in Chandler, Ariz. ... Son of Clarence and Janice Mills ... Has three brothers and an older sister ... Was also recruited by Colorado, Northern Arizona, Montana and Air Force ... Is majoring in criminal justice.

### Mills' Career Statistics

#### Receiving

Season	GP	GS	Rec.	Yds.	Avg.	Long	TD	Rec/Gm	Yds/Gm.
2013	1	0	0	0	0.0	0	0	0.0	0.0
2014	13	6	22	310	14.1	45	1	1.7	23.8
2015	8	0	1	6	6.0	6	0	0.2	0.8
<b>Career</b>	<b>22</b>	<b>6</b>	<b>23</b>	<b>316</b>	<b>13.7</b>	<b>45</b>	<b>1</b>	<b>1.1</b>	<b>14.4</b>

#### Rushing

Season	GP	GS	Att.	Yds.	TD	Avg.	Long	Yds/Gm
2013	1	0	0	0	0	0.0	0	0.0
2014	13	6	4	103	0	25.8	36	7.9
2015	8	0	0	0	0	0.0	0	0.0
<b>Career</b>	<b>22</b>	<b>6</b>	<b>4</b>	<b>103</b>	<b>0</b>	<b>25.8</b>	<b>36</b>	<b>4.7</b>

#### Punt Returns

Season	GP	GS	No.	Yds.	Avg.	Long	TD	All-Purpose Total Yds/Gm.
2013	1	0	0	0	0.0	0	0	0.0
2014	13	13	18	205	11.4	67	1	618
2015	8	5	15	143	9.5	57	0	149
<b>Career</b>	<b>22</b>	<b>18</b>	<b>33</b>	<b>348</b>	<b>10.5</b>	<b>67</b>	<b>1</b>	<b>867</b>

**Career Highs:** **Receptions:** 4 vs. Hawai'i (10/18/14); **Receiving Yards:** 45 at Nevada (11/1/14); **Receiving Touchdowns:** 1 vs. Hawai'i (10/18/14); **Long Reception:** 45 vs. UNLV (9/27/14); **Carries:** 1, four times; **Rushing Yards:** 36 vs. UNLV (9/27/14), at Oregon State (9/20/14); **Long Rush:** 36 vs. UNLV (9/27/14), at Oregon State (9/20/14); **Punt Returns:** 5 vs. South Alabama (9/19/15); **Punt Return Yards:** 106 vs. South Alabama (9/19/15); **Punt Return Touchdowns:** 1 vs. Northern Arizona (8/30/14); **Long Punt Return:** 67 vs. Northern Arizona (8/30/14); **Passing Attempts:** 1 vs. South Alabama (9/19/15), at Boise State (11/15/14); **Passing Completions:** 1 vs. South Alabama (9/19/15), at Boise State (11/15/14); **Passing Yards:** 15 at Boise State (11/15/14); **Long Pass:** 15 at Boise State (11/15/14); **Passing Touchdowns:** 1 vs. South Alabama (9/9/15).

**2015 Highs:** **Receptions:** 1 vs. South Alabama (9/19/15); **Receiving Yards:** 6 vs. South Alabama (9/19/15); **Long Reception:** 6 vs. South Alabama (9/19/15); **Punt Returns:** 5 vs. South Alabama (9/19/15); **Punt Return Yards:** 106 vs. South Alabama (9/19/15); **Long Punt Return:**

57 vs. South Alabama (9/19/15); Passing Attempts: 1 vs. South Alabama (9/19/15); Passing Completions: 1 vs. South Alabama (9/19/15); Passing Yards: 7 vs. South Alabama (9/19/15); Long Pass: 7 vs. South Alabama (9/19/15); Passing Touchdowns: 1 vs. South Alabama (9/19/15).

### Mills' Career Game-by-Game

#### Receiving

Date	Opponent	GP	GS	No.	Yds.	Avg.	Lg.	TD	TD Lengths
0.4.13	Nevada*	1	0	0	0	0.0	0	0	
A.30.14	Northern Arizona	1	0	0	0	0.0	0	0	
S.6.14	at 21/23 No. Carolina	1	0	2	22	11.0	17	0	
S.20.14	at Oregon State	1	1	3	35	11.7	19	0	
S.27.14	UNLV*	1	0	1	45	<b>45.0</b>	<b>45</b>	0	
0.3.14	at Fresno State*	1	0	2	18	9.0	12	0	
0.10.14	at New Mexico*	1	0	0	0	0.0	0	0	
0.18.14	Hawai'i*	1	0	4	42	10.5	26	1	26
N.1.14	at Nevada*	1	0	3	52	17.3	23	0	
N.8.14	Idaho	1	1	2	29	14.5	19	0	
N.15.14	at Boise State*	1	1	2	19	9.5	11	0	
N.21.14	Air Force*	1	1	2	33	16.5	32	0	
N.29.14	San José State*	1	1	1	15	15.0	15	0	
D.23.14	Navy#	1	1	0	0	0.0	0	0	
S.5.15	San Diego	1	0	0	0	0.0	0	0	
S.12.15	at California	1	0	0	0	0.0	0	0	
S.19.15	South Alabama	1	0	1	6	<b>6.0</b>	<b>6</b>	0	
S.26.15	at Penn State	1	0	0	0	0.0	0	0	
0.3.15	Fresno State*	1	0	0	0	0.0	0	0	
0.10.15	at Hawai'i*	1	0	0	0	0.0	0	0	
0.17.15	at San José State*	1	0	0	0	0.0	0	0	
0.23.15	Utah State*	---	---	---	---	---	---	---	---
0.31.15	at Colorado State*	1	0	0	0	0.0	0	0	
N.14.15	Wyoming*	---	---	---	---	---	---	---	---
N.21.15	at UNLV*	---	---	---	---	---	---	---	---

#### Rushing

Date	Opponent	GP	GS	No.	Yds.	Avg.	Lg.	TD	TD Lengths
A.30.14	Northern Arizona	1	0	1	33	33.0	33	0	
S.20.14	at Oregon State	1	0	1	36	<b>36.0</b>	<b>36</b>	0	
S.27.14	UNLV	1	0	1	36	<b>36.0</b>	<b>36</b>	0	
N.1.14	at Nevada	1	0	1	-2	-2.0	-2	0	

#### Punt Returns

Date	Opponent	GP	GS	No.	Yds.	Avg.	Lg.	TD	TD Lengths
A.30.14	Northern Arizona	1	*	4	85	<b>21.3</b>	<b>67</b>	1	67
S.6.14	at 21/23 No. Carolina	1	*	1	2	2.0	2	0	
S.20.14	at Oregon State	1	*	2	22	11.0	15	0	
S.27.14	UNLV*	1	*	0	0	N/A	0	0	
0.3.14	at Fresno State*	1	*	3	-3	-1.0	0	0	
0.10.14	at New Mexico*	1	*	2	14	7.0	9	0	
0.18.14	Hawai'i*	1	*	0	0	N/A	0	0	
N.1.14	at Nevada*	1	*	3	55	18.3	53	0	
N.8.14	Idaho	1	*	1	4	4.0	4	0	
N.15.14	at Boise State*	1	*	0	0	N/A	0	0	
N.21.14	Air Force*	1	*	0	0	N/A	0	0	
N.29.14	San José State*	1	*	1	26	26.0	26	0	
D.23.14	Navy#	1	*	1	0	0.0	0	0	
S.5.15	San Diego	1	0	0	0	0.0	0	0	
S.12.15	at California	1	0	1	2	2.0	2	0	
S.19.15	South Alabama	1	*	5	106	<b>21.2</b>	<b>57</b>	0	
S.26.15	at Penn State	1	*	2	-5	-2.5	0	0	
0.3.15	Fresno State*	1	*	1	-1	-1.0	0	0	
0.10.15	at Hawai'i	1	*	4	55	13.8	35	0	
0.17.15	at San José State*	1	*	1	-3	-3.0	0	0	
0.23.15	Utah State*	---	---	---	---	---	---	---	---
0.31.15	at Colorado State*	1	*	1	-11	-11.0	0	0	
N.14.15	Wyoming*	---	---	---	---	---	---	---	---
N.21.15	at UNLV*	---	---	---	---	---	---	---	---

**Bold** indicates season high. \* - Mountain West game. # - 2014 San Diego County Credit Union Poinsettia Bowl (Qualcomm Stadium; San Diego, Calif.). GS - \* in this category the player was on the field the first time San Diego State was in the punt return formation.

## #54 CALVIN MUNSON

Linebacker • Junior • 6-1 • 240 • St. Charles, Mo. • Francis Howell HS

- **At San Diego State:** An all-MW candidate, who could develop into one of the top defensive players on the West Coast ... Is a big, strong tackler ... Seems to always be in the right position to make the big play ... Worked his way up from special teams to seeing time at middle linebacker as a true freshman in 2013 ... Started all 24 games at outside linebacker since 2014 ... Was drafted with the 935th overall pick in the 31st round of the 2013 MLB Draft by the St. Louis Cardinals ... Also pitched for the Mountain West Championship Aztec baseball team in the spring ... Has led the Aztecs in tackles eight times over his career ... Has six interceptions for his career, including three for a touchdown ... The three interceptions returned for a touchdown are tied with Ricky Parker (1993-96) for the most in program history and tied for the third most in FBS history among linebackers ... Is also fifth all-time at SDSU with 232 interception yards.
- **2015 (Junior):** Has been named a second-team all-Mountain West pick by Phil Steele and *Athlon Sports* ... Also has been chosen as the league's preseason defensive player of the year by David Fox of *Athlon Sports* ... Deemed a "SDSU Player to Watch" by *Lindy's Sports* ... Has a team-high 75 tackles on the season in 11 starts, along with team bests of tackles for loss (12.5), sacks (8.5), fumble recoveries (2, tied) ... Also has two interceptions (both four touchdowns), two pass breakups, two forced fumbles and six quarterback hurries ... Is tied for the most interceptions returned for a touchdown in Aztec single-season history (Leon McFadden - 2012, Tory Nixon - 1984) ... Is third in the Mountain West in sacks per game (0.77) (T-18th in FBS) ... **vs. San Diego (Sept. 25)** ... Had a career outing vs. San Diego in the opener, recording 10 tackles, 1.5 tackles for loss, two interceptions returned for a touchdown, a fumble recovery and a quarterback hurry ... For his efforts, was named the Walter Camp FBS Defensive Player of the Week (the first by an Aztec in the award's history), the Lott IMPACT Player of the Week (also the first by an Aztec) and the MW Defensive Player of the Week ... The two interceptions returned for a touchdown - 19 and 67 yards - tied an NCAA single-game record for a linebacker, tied for the second most in a game among all players in NCAA history and were the most in a game in San Diego State history ... Since 1996, only 24 other players in FBS play have returned two interceptions for a touchdown in a game (as of Nov. 22) ... Became the seventh linebacker in FBS history with two interceptions returned for a touchdown in the same game ... The two interceptions were only eclipsed by teammate Damontae Kazee and West Virginia's Karl Joseph in FBS play (both had three) in the first week, while the 86 interception yards ranked second ... Also led the team in tackles for the fourth time of his career and recovered his first-ever fumble ... **at California (Sept. 12)** ... Came up with six tackles (one solo), 2.0 tackles for loss and 1.5 sacks in another start at California ... **vs. South Alabama (Sept. 19)** ... Recorded five tackles against South Alabama ... **at Penn State (Sept. 26)** ... Made five tackles, including 1.5 tackles for loss, a 6-yard sack and a quarterback hurry at Penn State ... **vs. Fresno State (Oct. 3)** ... Had two stops with 0.5 TFL against Fresno State ... **at Hawai'i (Oct. 10)** ... Matched his career high with 12 tackles at Hawai'i ... Also added 1.5 sacks (and 1.5 tackles for loss) and his first two career pass breakups ... Eight of his tackles and the 1.5 sacks came in the first half ... **at San José State (Oct. 17)** ... Had another huge game at San José State with a team-high 10 tackles (seven solo), three sacks four tackles for loss and a forced fumble ... The three sacks were the most by an Aztec since Heath Farwell had three vs. Nevada on Sept. 25, 2004 and tied for the ninth most in a game in FBS this year (as of Nov. 15) ... The four tackles for a loss were the most by an Aztec since Miles Burris had four against Colorado State on Nov. 6, 2010 and tied for the 21st most in an FBS game this year (as of Nov. 15) ... Reached double-digits in tackles for the second straight game, third time of the season and fifth time of his career ... Led SDSU in tackles for the sixth time of his career ... The forced fumble was the first of the season and third of his career ... **vs. Utah State (Oct. 23)** ... Registered six tackles (four solo) with a fumble recovery against Utah State ... **at Colorado State (Oct. 31)** ... Finished with four stops at Colorado State ... **vs. Wyoming (Nov. 14)** ... Had a game-high seven tackles against Wyoming ... **at UNLV (Nov. 21)** ... Had a game-high eight tackles in a start at UNLV to go along with 1.5 sacks (and 1.5 TFL), a forced fumble and two quarterback hurries.
- **2014 (Sophomore):** Was named a honorable-mention all-MW performer by the league's media and coaches ... Also was chosen as the team's Defensive Player of the Year ... Was named to the Mountain West midseason second team by Phil Steele ... Started and played in all 13 games as a true sophomore ... Had 83 tackles (54 solo), including 10.5 tackles for loss, four

interceptions for 146 yards, four sacks, two forced fumbles and two quarterback hurries ... Had an interception long of 64 yards, which was the 33rd longest in FBS on the season ... Ranked fifth in the MW and tied for 45th in the nation with 0.31 interceptions per game ... His 146 interception return yards were the seventh most in the country ... Led the team in interceptions (4), tackles for loss (10.5), sacks (4) and interceptions (4), and tied for first in forced fumbles (2) and solo tackles (54) ... Numbers over the first three games: 13 tackles, 1.5 TFL, 0.0 sacks, 1 INT, 0 FF. Numbers over the final 10 games (eight of them MW contests): 70 tackles, 9.0 TFL, 4.0 sacks, 3 INT, 2 FF ... Made his first career start in the opener vs. Northern Arizona, where he had two tackles, 0.5 TFL and a 64-yard interception ... The 64-yard interception return, which was the longest in Division I for the first week of play, got SDSU to the 1-yard line, where Donnel Pumphrey punched it in from a yard out ... Both the interception and the 0.5 TFL were the first of his career ... Had five stops (three solo) and a career-high 1.0 tackles for loss at No. 21/23 North Carolina ... Came up with six tackles (one solo) at Oregon State ... Had five tackles (four solo), his first career sack and a 26-yard interception against UNLV ... Had a career game at Fresno State, making a career-high 12 tackles (seven solo), a career-best 3.0 tackles for loss, a sack and his first career forced fumble ... The 12 tackles were the most by an Aztec this season and was the first time he led the team in tackles over his career ... His previous best was six heading into the game ... Started for a sixth straight game at New Mexico, making eight tackles (five solo) with 1.0 tackles for loss ... The eight tackles ranked second on the team and were the fourth most in the game ... Came up with seven tackles (five solo) in another start against Hawai'i along with a tackle for loss ... The seven stops ranked second on the team ... Made his eighth straight start at Nevada and had two solo tackles ... Had a five-tackle game vs. Idaho in another start and added his first two quarterback hurries ... Had another solid outing at Boise State, making nine tackles (six solo) and his team-leading third interception of the year ... The nine tackles ranked second on the team and tied for third in the game ... Was named the MW Defensive Player of the Week on Nov. 24 for his play vs. Air Force, making 10 tackles (nine solo), to go along with a forced fumble, an interception for a touchdown and a tackle for loss ... The 56-yard interception return for a touchdown sealed the victory for the Aztecs as the team's final score with 2:44 left in the fourth quarter ... It was his fourth pick of the season and second forced fumble of the year ... He led the team in tackles for the second time of his career ... Had a team-high seven tackles against San José State, along with two sacks (and TFL) for 22 yards ... Started once again vs. Navy in the Poinsettia Bowl, recording five tackles, including three of the solo variety.

- **2013 (Freshman):** Played in 11 games as a true freshman, registering four tackles (three solo) ... Saw time on special teams and as a middle linebacker ... Did not play in the opener vs. Eastern Illinois ... Was on the travel roster to No. 3/2 Ohio State, but did not play ... Saw his first career action on special teams vs. Oregon State ... Logged playing time vs. New Mexico State without recording a stat ... Played again vs. Nevada, but did not find the stat sheet ... Saw time at Air Force without making a stat ... Played vs. No. 15/18 Fresno State without finding the stat sheet ... Played again against New Mexico with more time at middle linebacker, but did not record a stat ... Saw time again at special teams and MLB at San José State without making a stat ... Had his first three career tackles (two solo) at Hawai'i ... Played again vs. Boise State, but did not make a stat ... Saw time in the regular season finale at UNLV without finding the stat sheet ... Made one solo tackle in a reserve role vs. Buffalo in the Famous Idaho Potato Bowl.

- **High School:** A linebacker, who was named the GAC South defensive player of the year after making an eye-popping 193 tackles, nine sacks and three interceptions as a senior in 2012 ... The 193 tackles were the most in the greater St. Louis area ... Named a first-team all-state selection as a senior and earned second-team honors as a junior ... As a senior, was chosen as the defensive state player of the year by both the coaches and media ... Was a two-time first-team all-league selection ... Also saw some time as a wildcat-formation quarterback, where he rushed for 150 yards and four scores ... Helped lead Francis Howell to a 12-2 record as a team captain in 2012, where it was Missouri Class 6 runner-ups ... The Vikings also were 9-4 in 2011, advancing to the Class 6 semifinals for the first time, and 10-2 in 2010... Is a two-star recruit by both *Rivals.com* and *Scout.com* ... Also was ranked as the 98th-best middle linebacker by *Scout.com* ... A three-star athlete who also played basketball and baseball and can throw in the low 90s as a right-handed pitcher ... As a senior, led Francis Howell to a Missouri Class 5 state title and a 33-5 record, going 9-0 on the mound with a 0.64 ERA and 74 strikeouts and hitting .434 with nine home runs and 46 RBIs ... As a junior, went 4-4 with a 1.34 ERA, while striking out 56 in 57 2/3 innings ... Was drafted with the 935th overall pick in the 31st round of the MLB Draft by the St. Louis Cardinals in June ... A team captain in both football and baseball.

- **Personal:** Born Dec. 27, 1994, in Beaverton, Ore. ... Son of Kristen and Kurt Munson ... Father, Kurt, was a defensive lineman at Oregon State ... Was also recruited by Ohio and Toledo, and

received more scholarship offers from Missouri State, Murray State, Tennessee-Martin and Southern Illinois ... Received more interest from Arizona State, California, Illinois, Iowa and Missouri ... Also considered Wyoming, Hawai'i and Fresno State ... Is majoring in business administration with a focus in marketing.

**Munson's Career Statistics**

Season	GP	GS	UA	A	TT	TFL	Sk	Int.	PBU	FF	FR
2013	11	0	3	1	4	0.0	0.0	0	0	0	0
2014	13	13	54	29	83	10.5	4.0	4	0	2	0
2015	11	11	30	45	75	12.5	8.5	2	2	2	2
<b>Career</b>	<b>35</b>	<b>24</b>	<b>87</b>	<b>75</b>	<b>162</b>	<b>23.0</b>	<b>12.5</b>	<b>6</b>	<b>2</b>	<b>4</b>	<b>2</b>

**Career Highs:** Tackles: 12 at Hawai'i (10/10/15), at Fresno State (10/3/14); Tackles For Loss: 4.0 at San José State (10/17/15); Sacks: 3.0 at San José State (10/17/15); Interceptions: 2 vs. San Diego (9/5/15); Pass Breakups: 2 at Hawai'i (10/10/15); Forced Fumbles: 1, four times; Fumble Recoveries: 1 vs. Utah State (10/23/15), vs. San Diego (9/5/15); Defensive Touchdowns: 2 vs. San Diego (9/5/15).

**2015 Highs:** Tackles: 12 at Hawai'i (10/10/15); Tackles For Loss: 4.0 at San José State (10/17/15); Sacks: 3.0 at San José State (10/17/15); Interceptions: 2 vs. San Diego (9/5/15); Pass Breakups: 2 at Hawai'i (10/10/15); Forced Fumbles: 1 at UNLV (11/21/15), at San José State (10/17/15); Fumble Recoveries: 1 vs. Utah State (10/23/15), vs. San Diego (9/5/15); Defensive Touchdowns: 2 vs. San Diego (9/5/15).

**Munson's Career Game-by-Game**

Date	Opponent	GP	GS	UA	A	TT	TFL	Sk.	Int.	PBU	FF	FR
A.31.13	Eastern Illinois											
S.7.13	at 3/2 Ohio State											
S.21.13	Oregon State	1	0	0	0	0	0.0	0.0	0	0	0	0
S.28.13	at New Mexico State	1	0	0	0	0	0.0	0.0	0	0	0	0
O.4.13	Nevada*	1	0	0	0	0	0.0	0.0	0	0	0	0
O.10.13	at Air Force*	1	0	0	0	0	0.0	0.0	0	0	0	0
O.26.13	15/18 Fresno State*	1	0	0	0	0	0.0	0.0	0	0	0	0
N.2.13	New Mexico*	1	0	0	0	0	0.0	0.0	0	0	0	0
N.9.13	at San José State*	1	0	0	0	0	0.0	0.0	0	0	0	0
N.16.13	at Hawai'i*	1	0	2	1	3	0.0	0.0	0	0	0	0
N.23.13	Boise State*	1	0	0	0	0	0.0	0.0	0	0	0	0
N.30.13	at UNLV*	1	0	0	0	0	0.0	0.0	0	0	0	0
D.21.13	vs. Buffalo&	1	0	1	0	1	0.0	0.0	0	0	0	0
A.30.14	Northern Arizona	1	1	1	1	2	0.5	0.0	1	0	0	0
S.6.14	at 21/23 No. Carolina	1	1	3	2	5	1.0	0.0	0	0	0	0
S.20.14	at Oregon State	1	1	1	5	6	0.0	0.0	0	0	0	0
S.27.14	UNLV*	1	1	4	1	5	1.0	1.0	1	0	0	0
O.3.14	at Fresno State*	1	1	7	5	12	3.0	1.0	0	0	1	0
O.10.14	at New Mexico*	1	1	5	3	8	1.0	0.0	0	0	0	0
O.18.14	Hawai'i*	1	1	5	2	7	1.0	0.0	0	0	0	0
N.1.14	at Nevada*	1	1	2	0	2	0.0	0.0	0	0	0	0
N.8.14	Idaho	1	1	2	3	5	0.0	0.0	0	0	0	0
N.15.14	at Boise State*	1	1	6	3	9	0.0	0.0	1	0	0	0
N.21.14	Air Force*	1	1	9	1	10	1.0	0.0	1	0	1	0
N.29.14	San José State*	1	1	6	1	7	2.0	2.0	0	0	0	0
D.23.14	Navy#	1	1	3	2	5	0.0	0.0	0	0	0	0
S.5.15	San Diego	1	1	2	8	10	1.5	0.0	2	0	0	1
S.12.15	at California	1	1	1	5	6	2.0	1.5	0	0	0	0
S.19.15	South Alabama	1	1	2	3	5	0.0	0.0	0	0	0	0
S.26.15	at Penn State	1	1	2	3	5	1.5	1.0	0	0	0	0
O.3.15	Fresno State*	1	1	0	2	2	0.5	0.0	0	0	0	0
O.10.15	at Hawai'i*	1	1	6	6	12	1.5	1.5	0	2	0	0
O.17.15	at San José State*	1	1	7	3	10	4.0	3.0	0	0	1	0
O.23.15	Utah State*	1	1	4	2	6	0.0	0.0	0	0	0	1
O.31.15	at Colorado State*	1	1	1	3	4	0.0	0.0	0	0	0	0
N.14.15	Wyoming*	1	1	2	5	7	0.0	0.0	0	0	0	0
N.21.15	at UNLV*	1	1	3	5	8	1.5	1.5	9	0	1	0

**Bold indicates season high.** \* - Mountain West game. & - 2013 Famous Idaho Potato Bowl (Bronco Stadium; Boise, Idaho). # - 2014 San Diego County Credit Union Poinsettia Bowl (Qualcomm Stadium; San Diego, Calif.).

#20 RASHAAD PENNY

Running Back/Kick Returner • Sophomore • 5-11 • 210 • Norwalk, Calif. • Norwalk HS

- **At San Diego State:** Speedy back, who was one of eight true freshmen to see action in 2014 ... Is also the team's main kick returner ... Is coming off a solid spring, culminating with a 106-yard rushing game on 14 attempts (7.8 avg.) in the Red-Black Spring Game in March ... Is third on a loaded depth chart at running back heading into the Nevada game ... Among active career kick returners in FBS, is ranked second in kick return average (28.9 (min. 24 returns)).
- **2015 (Sophomore):** Has been named a fourth-team preseason all-Mountain West selection as a kick returner by both Phil Steele and *Athlon Sports* ... Ranks second on the team with 993 all-purpose yards through 11 games (90.3 avg.) ... Has been most impressive in the kick return game, where he has returned 18 kicks for 599 yards (33.3 avg.) with two touchdowns (97 and 100 yards) ... Is tied second in FBS in kick return average (33.3) and tied for fifth in kick return touchdowns (2) ... Is tied with Colin Lockett (2012) for the most kick return touchdowns in SDSU single-season history ... Also has rushed 51 times for 302 yards (5.9 avg.) and two touchdowns, and has six catches for 92 yards (15.3 avg.) and another score ... Has added five tackles on special teams ... Is tied for the team lead with three tackles on punt returns ... **vs. San Diego (Sept. 5)** ... Had a fantastic season debut vs. San Diego, taking the opening kickoff of the second half 97 yards for a touchdown ... It was the first kick return touchdown by an Aztec since Lockett on Nov. 3, 2012 at Boise State ... Was one of nine players in FBS with at least one kick return for a touchdown over the first week of play ... **The 97-yard kick return was the fifth longest in FBS play during the opening week and tied for the eighth longest in SDSU history** ... Also led the team with 39 receiving yards on two catches (19.5 avg.) and added a 6-yard carry ... **at California (Sept. 12)** ... Had another solid outing at California, leading the Aztecs once again with 130 all-purpose yards ... Returned three kickoffs for 93 yards (31.0 avg.), rushed five times for 34 yards (6.8 avg.) and caught one pass for three yards ... **vs. South Alabama (Sept. 19)** ... Returned two kicks for 34 yards (17.0 avg.), including a long of 25 against South Alabama ... Did not attempt a rush or catch a pass in the game ... **at Penn State (Sept. 26)** ... **Had a career game at Penn State, being named the MW Special Teams Player of the Week** ... Returned two kicks for a career-high 137 yards (68.5 avg.), including a 100-yard touchdown (fourth 100-yard kick return touchdown in Aztec history) that tied the game at 7-7 in the first quarter ... It was just the fifth kick return for a San Diego State player in a road game since 1996 and first since Nov. 3, 2012 with Lockett's 100-yarder at Boise State ... Also added a 55-yard rush, the longest of his career and first 50-plus yard run against the Nittany Lions since Nov. 23, 2013, and two solo tackles on special teams ... **Finished the game with a career-best 192 all-purpose yards on just three touches (64.0 avg.)** ... **vs. Fresno State (Oct. 3)** ... Had another good game vs. Fresno State, making two catches for a team-high 48 yards, including a 33-yard touchdown, adding a 17-yard rush and returning a kick back 18 yards ... The receiving touchdown was the first of his career ... Also set career highs in receiving yards (48), receptions (2, tied) and long reception (33) ... **at Hawai'i (Oct. 10)** ... Returned two kicks for 34 yards at Hawai'i ... Also added a special teams tackle ... **at San José State (Oct. 17)** ... Had a 33-yard kick return at San José State, and rushed for a career-high-tying five times for 11 yards (2.2 avg.) ... **vs. Utah State (Oct. 23)** ... Had a good game vs. Utah State, rushing a career-high 10 times for 38 yards and his first career touchdown ... Also returned a kick 22 yards ... **at Colorado State (Oct. 31)** ... Earned the start for the first time of his career at Colorado State ... Finished with 135 all-purpose yards (second most in the game) with 81 yards on three kick returns (27.0 avg.) and a long of 41 yards, and 54 rushing yards on nine attempts (6.0 avg.) ... Was just one rushing attempt and one rushing yard shy of career highs ... **vs. Wyoming (Nov. 14)** ... Had a 6-yard rush against Wyoming in a second straight start ... Also returned two kicks for 50 yards (25.0 avg.) with a long of 28 yards ... **at UNLV (Nov. 21)** ... Rushed for a career-high 81 yards and a touchdown on a career-best 18 attempts (4.5 avg.) off the bench at UNLV ... The touchdown was his fifth of the season (and career) and second rushing score ... Also added a 2-yard reception.
- **2014 (True Freshman):** Played in all 13 games as the team's main kick returner ... Returned 20 kicks for 500 yards (25.0 avg.) with a long of 57 yards ... **The 25.0 average ranked second in the Mountain West and 29th in the nation** ... Also had two rushes for 22 yards, including a long of 21 yards ... Was one of three true freshmen to see action in the opener vs. Northern Arizona ... Did not record a stat as both kickoffs were poached ... Returned his first career kickoff at No. 21/23 North Carolina, taking it back 11 yards ... Had a 19-yard kick return at Oregon State ... Had a 15-yard kick return in the MW opener vs. UNLV ... Had the best kick return game of his career at Fresno State, returning a career-high three kicks for a career-best 67 yards (career-high 22.3 avg.) ... Included in the three returns was a career long of 33 yards ... Was back to return kicks once again at New Mexico, but did not have the chance to return

- any ... Started as the team's kick returner vs. Hawai'i, but did not return any kicks ... Had arguably his best outing of the year at Nevada, when he returned a career-high four kicks for a career-best 110 yards, including a career-long 45-yarder ... Also had his first career carry for 21 yards ... **Finished with a game-high 131 all-purpose yards** ... Returned one kickoff for 41 yards against Idaho ... Returned three kicks for 69 yards (23.0 avg.) at Boise State with a long of 36 yards ... Also carried once for a 1-yard gain ... Returned two kickoffs for 49 yards (24.5 avg.) against Air Force with a long of 28 yards ... Had a 12-yard kick return vs. San José State ... Had a solid outing vs. Navy in the Poinsettia Bowl, returning three kicks for 107 yards (35.7 avg.) ... Began the game with a 33-yard return, then added a career-long 57-yarder on his next return ... Later returned a kickoff 17 yards in the fourth quarter.
- **High School:** A three-time letterwinner at Norwalk High School in Norwalk, Calif. ... Rushed for 2,504 yards and 41 touchdowns on 216 carries as a senior ... Also caught 21 passes for 665 yards and 10 touchdowns ... Racked up 3,416 all-purpose yards ... Rushed for 1,872 yards and 30 touchdowns as a junior and 747 yards and nine scores as a sophomore ... Over his career, amassed 5,124 rushing yards on 496 carries (10.33 avg.) ... Scored 103 touchdowns, including 80 on the ground ... Made 68 tackles on defense as a senior and 90 overall ... Was named the Suburban League MVP as a senior, while earning first-team all-Suburban League honors his final three years ... Named first-team all-state ... Received three stars from *Rivals.com*, *Scout.com*, *ESPN.com* and *247sports.com* ... Scout ranked him as the 42nd-best running back in the 2014 class, while 247sports had him 63rd ... Earned a grade of 84 by 247sports and a scout grade of 73 by ESPN.
- **Personal:** Born Feb. 2, 1996, in Norwalk, Calif. ... Son of Robert and Desiree Taplin ... Picked SDSU over offers from Boise State, Colorado State, Fresno State, Nevada, San José State and Utah State ... Also drew interest from Alabama, Notre Dame, Oregon, Tennessee, UCLA, Utah and Washington, among others ... Is majoring in journalism.

Penny's Career Statistics

Rushing

Season	GP	GS	Att.	Yds.	TD	Avg.	Long	Yds/Gm
2014	13	0	2	22	0	11.0	21	1.7
2015	11	2	51	302	2	5.9	55	27.5
<b>Career</b>	<b>24</b>	<b>2</b>	<b>53</b>	<b>324</b>	<b>2</b>	<b>6.1</b>	<b>55</b>	<b>13.5</b>

Receiving

Season	GP	GS	Rec.	Yds.	Avg.	Long	TD	Rec/Gm	Yds/Gm.
2014	13	0	0	0	0.0	0	0	0.0	0.0
2015	11	2	6	92	15.3	33	1	0.5	8.4
<b>Career</b>	<b>24</b>	<b>2</b>	<b>6</b>	<b>92</b>	<b>15.3</b>	<b>33</b>	<b>1</b>	<b>0.3</b>	<b>3.8</b>

Kick Returns

Season	GP	GS	No.	Yds.	Avg.	Long	TD	All-Purpose	
								Total	Yds/Gm.
2014	13	13	20	500	25.0	57	0	522	50.2
2015	11	11	18	599	33.3	100	2	993	90.3
<b>Career</b>	<b>24</b>	<b>24</b>	<b>38</b>	<b>1,099</b>	<b>28.9</b>	<b>100</b>	<b>2</b>	<b>1,515</b>	<b>63.1</b>

**Career Highs:** Carries: 18 at UNLV (11/21/15); Rushing Yards: 81 at UNLV (11/21/15); Rushing Touchdowns: 1 at UNLV (11/21/15), vs. Utah State (10/23/15); Long Rush: 55 at Penn State (9/26/15); Receptions: 2 vs. Fresno State (10/3/15), vs. San Diego (9/5/15); Receiving Yards: 48 vs. Fresno State (10/3/15); Receiving Touchdowns: 1 vs. Fresno State (10/3/15); Long Reception: 33 vs. Fresno State (10/3/15); Kick Returns: 4 at Nevada (11/1/14); Long Kick Return: 100 at Penn State (9/26/15); Kick Return Yards: 137 at Penn State (9/26/15); Kick Return Touchdowns: 1 at Penn State (9/26/15), vs. San Diego (9/5/15); Tackles: 2 at Penn State (9/26/15).

**2015 Highs:** Carries: 18 at UNLV (11/21/15); Rushing Yards: 81 at UNLV (11/21/15); Rushing Touchdowns: 1 at UNLV (11/21/15), vs. Utah State (10/23/15); Long Rush: 55 at Penn State (9/26/15); Receptions: 2 vs. Fresno State (10/3/15), San Diego (9/5/15); Receiving Yards: 48 vs. Fresno State (10/3/15); Receiving Touchdowns: 1 vs. Fresno State (10/3/15); Long Reception: 33 vs. Fresno State (10/3/15); Kick Returns: 3 at California (9/12/15); Long Kick Return: 100 at Penn State (9/26/15); Kick Return Yards: 137 at Penn State (9/26/15); Kick Return Touchdowns: 1 at Penn State (9/26/15), vs. San Diego (9/5/15); Tackles: 2 at Penn State (9/26/15).

Penny's Career Game-by-Game

Rushing

Date	Opponent	GP	GS	No.	Yds.	Avg.	Lg.	TD	TD Lengths
N.1.14	at Nevada*	1	0	1	21	21.00	21	0	



N.15.14	at Boise State*	1	0	1	1	1.00	1	0	
S.5.15	San Diego	1	0	1	6	6.00	6	0	
S.12.15	at California	1	0	5	34	6.80	13	0	
S.19.15	South Alabama	1	0	0	0	0.00	0	0	
S.26.15	at Penn State	1	0	1	55	<b>55.00</b>	55	0	
O.3.15	Fresno State*	1	0	1	17	17.00	17	0	
O.10.15	at Hawai'i*	1	0	0	0	0.00	0	0	
O.17.15	at San José State	1	0	5	11	2.20	4	0	
O.23.15	Utah State*	1	0	10	38	3.80	12	1	7
O.31.15	at Colorado State*	1	1	9	54	6.00	19	0	
N.14.15	Wyoming*	1	1	1	6	6.00	6	0	
N.21.15	at UNLV*	1	1	18	81	4.50	13	1	3

**Receiving**

Date	Opponent	GP	GS	No.	Yds.	Avg.	Lg.	TD	TD Lengths
S.5.15	San Diego	1	0	2	39	19.5	32	0	
S.12.15	at California	1	0	1	3	3.0	3	0	
S.19.15	South Alabama	1	0	0	0	0.0	0	0	
S.26.15	at Penn State	1	0	0	0	0.0	0	0	
O.3.15	Fresno State*	1	0	2	48	24.0	33	1	33
O.10.15	at Hawai'i*	1	0	0	0	0.0	0	0	
O.17.15	at San José State*	1	0	0	0	0.0	0	0	
O.23.15	Utah State*	1	0	0	0	0.0	0	0	
O.31.15	at Colorado State*	1	1	0	0	0.0	0	0	
N.14.15	Wyoming*	1	1	0	0	0.0	0	0	
N.21.15	at UNLV*	1	1	1	2	2.0	2	0	

**Kick Returns**

Date	Opponent	GP	GS	No.	Yds.	Avg.	Lg.	TD	TD Lengths
A.30.14	Northern Arizona	1	*	0	0	0.0	0	0	
S.6.14	at 21/23 No. Carolina	1	*	1	11	11.0	11	0	
S.20.14	at Oregon State	1	*	1	19	19.0	19	0	
S.27.14	UNLV*	1	*	1	15	15.0	15	0	
O.3.14	at Fresno State*	1	*	3	67	22.3	33	0	
O.10.14	at New Mexico*	1	*	0	0	0.0	0	0	
O.18.14	Hawai'i*	1	*	0	0	0.0	0	0	
N.1.14	at Nevada*	1	*	4	110	27.5	45	0	
N.8.14	Idaho	1	*	1	41	41.0	41	0	
N.15.14	at Boise State*	1	*	3	69	23.0	36	0	
N.21.14	Air Force*	1	*	2	49	24.5	28	0	
N.29.14	San Jose State*	1	*	1	12	12.0	12	0	
D.23.14	Navy#	1	*	3	107	35.7	57	0	
S.5.15	San Diego	1	*	1	97	97.0	97	1	97
S.12.15	at California	1	*	3	93	31.0	38	0	
S.19.15	South Alabama	1	*	2	34	17.0	25	0	
S.26.15	at Penn State	1	*	2	137	68.5	100	1	100
O.3.15	Fresno State*	1	*	1	18	18.0	17	0	
O.10.15	at Hawai'i*	1	*	2	34	17.0	22	0	
O.17.15	at San José State*	1	*	1	33	33.0	33	0	
O.23.15	Utah State*	1	*	1	22	22.0	22	0	
O.31.15	at Colorado State*	1	*	3	81	27.0	41	0	
N.14.15	Wyoming*	1	*	2	50	25.0	0	0	
N.21.15	at UNLV*	1	*	0	0	0.0	0	0	

**Bold** indicates season high. \* - Mountain West game. # - 2014 San Diego County Credit Union Poinsettia Bowl (Qualcomm Stadium; San Diego, Calif.). GS - \* in this category the player was on the field the first time San Diego State was in the kick return formation.

**#22 CHASE PRICE**

**Running Back • Senior • 5-8 • 200 • Diamond Bar, Calif. • Diamond Ranch HS**

- **At San Diego State:** An elusive runner with a good blend of speed and power, who plays bigger than his 5-8 height ... Ended the 2012 campaign as the backup to Adam Muema at running back and has been the backup every season since, including this year to All-America candidate Donnel Pumphrey ... Also is on the kick return unit.
- **2015 (Senior):** Has played in 11 games this year, including one start ... Ranks second on the team with 777 rushing yards on 140 carries (5.6 avg.) ... Also has eight catches for 86

yards (10.8 avg.) and a touchdown, and seven kick returns for 128 yards (18.3 avg.) ... Is one of only two players in FBS with at least 140 carries this year and five or less yards lost (also Purdue's Markell Jones) ... **vs. San Diego (Sept. 5)** ... Earned the start for the first time of his career against San Diego, carrying 10 times for a team-high 66 yards (6.6 avg.) ... Included in the 66 yards was a long of 19 yards ... **at California (Sept. 12)** ... Carried nine times for 35 yards (3.9 avg.) at California off the bench ... Also returned a kick 29 yards ... **vs. South Alabama (Sept. 19)** ... Had an impressive game off the bench vs. South Alabama, rushing four times for 41 yards (10.3 avg.), catching a 14-yard pass and returning three kicks for 38 yards (12.7 avg.) ... **Had a long of 35 yards, which put him over 1,000 for his career ... at Penn State (Sept. 26)** ... Rushed four times for 24 yards (6.0 avg.) at Penn State ... Also caught a 10-yard pass ... **vs. Fresno State (Oct. 3)** ... Had his second career 100-yard rushing game (and first of season) with a then career-high 151 yards and a career-high 27 carries off the bench against Fresno State, averaging 5.6 yards per attempt ... Improved each quarter, not carrying one time in the first, just two times for five yards (2.5 avg.) in the second, seven for 35 yards (5.0 avg.) in the third and 18 times for 111 yards (6.2 avg.) in the final quarter ... Included in the 151 yards was a then career long of 42 yards ... Also returned a kickoff 22 yards ... **at Hawai'i (Oct. 10)** ... Rushed for 60 yards on 16 carries (3.8 avg.) at Hawai'i ... Also caught a 14-yard pass ... **at San José State (Oct. 17)** ... Carried 10 times for 47 yards (4.7 avg.) and a touchdown at San José State ... Also had two catches for 13 yards (6.5 avg.) ... **vs. Utah State (Oct. 23)** ... Ran 21 times for 97 yards (4.6 avg.) and a touchdown off the bench against Utah State ... Also returned a kickoff for 21 yards ... **at Colorado State (Oct. 31)** ... Rushed 12 times for 50 yards (4.2 avg.) with a touchdown ... Also added a 5-yard catch ... **vs. Wyoming (Nov. 14)** ... Rushed for a career-high 152 yards and a personal-best two touchdowns on 17 carries (8.9 avg.) off the bench against Wyoming ... Scored a rushing touchdown for the fourth straight game, the longest stretch of his career (previous longest was two games) ... Reached double figures in rush attempts for the sixth straight game, extending the longest streak of his career ... Included in the 152 yards was a career long of 56 yards ... **at UNLV (Nov. 21)** ... Rushed 10 times for 54 yards (5.4 avg.) and caught two passes for a team-high 30 yards at UNLV ... Also had a 17-yard touchdown catch, the first of his career ... The 30 receiving yards and long of 17 yards were both career bests ... Added a 18-yard kick return.

- **2014 (Junior):** Played in all 13 games as the team's No. 2 rusher on the year ... Carried 141 times for 674 yards (4.8 avg.) and five touchdowns ... Also had 17 catches for 126 yards (7.4 avg.) ... Ranked second on the team in rushing attempts, rushing yards, rushing touchdowns and overall touchdowns (5), and third in points (30) ... Carried 11 times for 45 yards (4.1 avg.) with a touchdown in the opener vs. Northern Arizona ... The 1-yard touchdown put SDSU up, 13-0, and was the eventual game-winning score in the 38-7 win ... Also had two catches for 22 yards ... Had a career game at No. 21/23 North Carolina, running for 71 yards on 16 carries (4.4 avg.) ... Ended up setting then career bests in attempts (16), rushing yards (71) and a long rush (29) ... Came off the bench once again at Oregon State, making two catches for five yards and carrying once for no gain ... Carried 13 times for 35 yards (2.7 avg.) off the pine vs. UNLV and added a 14-yard catch ... Had seven rushing attempts for 15 yards (2.0 avg.) at Fresno State in a reserve role ... Also had a 9-yard catch ... Had a breakout game at New Mexico, rushing for a career-high 141 yards and a touchdown on 17 attempts (8.3 avg.) ... It was his first 100-yard rushing game and the 7th player to accomplish the feat in program history ... The touchdown was the second of the year and the third of his career ... Also added a 10-yard catch ... Ran for 41 yards on 12 carries (3.4 avg.) in a reserve role vs. Hawai'i ... Had another good game off the bench at Nevada, carrying it eight times for 58 yards and a touchdown, averaging 7.2 yards per rush ... Also set career highs with four catches and 28 receiving yards ... Had 33 rushing yards on six carries (5.5 avg.) with another touchdown against Idaho ... The touchdown, a 5-yarder, was the eventual game-winning score in SDSU's 35-21 win ... Ran for 29 yards on six carries (4.8 avg.) at Boise State in a reserve role ... Also added two catches for 13 yards (6.5 avg.) ... Came off the bench again vs. Air Force and carried 11 times for 45 yards (4.1 avg.) ... Also caught two passes for 16 yards ... Rushed for 93 yards on a career-best 22 carries (4.2 avg.) vs. San José State ... Gained 69 yards on the ground vs. Navy in the Poinsettia Bowl on 11 attempts, averaging 6.3 yards per rush ... Had a long of 24 yards ... Also caught two passes for nine yards (4.5 avg.).
- **2013 (Sophomore):** Rushed for 78 yards on 17 carries (4.6 avg.) in 10 games off the bench ... Also had three catches for five yards ... Missed three games with an a/c sprain in his left shoulder that happened in the Oregon State game ... Came off the bench in the opener vs. Eastern Illinois, rushing six times for 25 yards ... Also added a 3-yard reception ... Came off the bench again at No. 3/2 Ohio State and carried five times for 22 yards (4.4 avg.) ... Also had a career-high two catches for two yards ... Rushed three times for 32 yards (10.7 avg.) against Oregon State with a long of 18 yards until a shoulder injury sidelined him for the ma-

majority of the game ... Missed the New Mexico State game with a shoulder injury ... Also missed the Nevada game with the shoulder injury ... Missed the Air Force contest with the same shoulder injury ... Was cleared for the No. 15/18 Fresno State game and played on special teams ... Played on special teams again vs. New Mexico ... Saw time on special teams at San José State and was also in the backfield for a few snaps ... Played again on special teams at Hawai'i ... Also played against Boise State ... Got his first carry since the Oregon State game (Sept. 21, third contest of the season) at UNLV for a 1-yard rush ... Also saw time on special teams ... Carried two times for -2 yards in the Famous Idaho Potato Bowl vs. Buffalo.

- **2012 (Freshman):** Got good experience as a freshman as he was one of 36 student-athletes to see action in all 13 games after redshirting the 2011 season ... Had 114 rushing yards on 29 carries and one touchdown ... Played in the opener at Washington in his first career game, but did not record a stat ... Logged playing time against Army, carrying eight times for 43 yards (5.4 avg.) ... Saw action vs. North Dakota, San José State and at Fresno State, but did not record a stat ... Rushed for 22 yards on a career-high nine carries vs. Hawai'i and scored his first-ever touchdown ... Played on special teams vs. Colorado State, at Nevada, UNLV, at Boise State and vs. Air Force ... Had 41 rushing yards on seven carries at Wyoming, including a long of 19 yards.
- **2011 (Redshirt):** Utilized his redshirt season.
- **High School:** A two-star recruit by *Rivals.com* ... Received a *Scouts, Inc.* grade of 72 on *ESPN.com* ... A four-year letterman for the Panthers ... A first-team all-Miramonte League selection and first-team all-Valley pick as a senior ... Rushed for over 2,000 yards and 18 touchdowns during his Diamond Ranch High School career ... Ran for 215 yards and three touchdowns against league rival Diamond Bar, winning *ESPN.com* L.A. South athlete-of-the-week honors ... Compiled 388 total yards and scored four touchdowns in a 35-28 double-overtime win against Walnut ... Price's AAU basketball team took third at nationals in Orlando, Fla. ... A scholar-athlete who also played baseball at DRHS.
- **Personal:** Born June 24, 1993, in La Habra, Calif. ... Son of Theresa and Ricky Price ... Comes from an athlete-rich family as his dad played football at Utah and was drafted by the L.A. Express, uncle, Lenny Randle, played professional baseball, his cousin, Tyus Edney, was a former UCLA basketball standout and his cousin, Daryl Smith, plays professional football ... Describes San Diego State as his dream school ... Also recruited by Oregon, Utah, Idaho, Cal Poly and Columbia ... Is majoring in sociology.

**Price's Career Statistics**

Season	GP	GS	Rushing				Receiving					
			Att.	Yds.	TD	Lg.	No.	Yds.	Avg.	TD	Lg.	
2012	13	0	29	114	1	19	0	1	-2	-2.0	0	-2
2013	10	0	17	78	0	18	0	3	5	1.7	0	5
2014	13	0	141	674	5	29	1	17	126	7.4	0	14
2015	11	1	140	777	5	56	2	8	86	10.8	1	17
<b>Career</b>	<b>47</b>	<b>1</b>	<b>327</b>	<b>1,643</b>	<b>11</b>	<b>56</b>	<b>3</b>	<b>29</b>	<b>215</b>	<b>7.4</b>	<b>1</b>	<b>17</b>

**Career Highs:** Carries: 27 vs. Fresno State (10/3/15); Rushing Yards: 152 vs. Wyoming (11/14/15); Rushing Touchdowns: 2 vs. Wyoming (11/14/15); Long Rush: 56 vs. Wyoming (11/14/15); Receptions: 4 at Nevada (11/1/14); Receiving Yards: 30 at UNLV (11/21/15); Receiving Touchdowns: 1 at UNLV (11/21/15); Long Reception: 17 at UNLV (11/21/15); Kick Returns: 3 vs. South Alabama (9/19/15); Kick Return Yards: 38 vs. South Alabama (9/19/15); Long Kick Return: 29 at California (9/12/15).

**2015 Highs:** Carries: 27 vs. Fresno State (10/3/15); Rushing Yards: 152 vs. Wyoming (11/14/15); Rushing Touchdowns: 2 vs. Wyoming (11/14/15); Long Rush: 56 vs. Wyoming (11/14/15); Receptions: 2 at UNLV (11/21/15), at San José State (10/17/15); Receiving Yards: 17 at UNLV (11/21/15); Long Reception: 17 at UNLV (11/21/15); Kick Returns: 3 vs. South Alabama (9/19/15); Kick Return Yards: 38 vs. South Alabama (9/19/15); Long Kick Return: 29 at California (9/12/15).

**Price's Career Game-by-Game**

Date	Opponent	GP	GS	Rushing				Receiving			
				Att.	Yds.	Avg.	TD	No.	Yds.	TD	
S.1.12	at Washington	1	0	0	0	0.00	0	0	0	0	0
S.8.12	Army	1	0	8	43	5.38	0	0	0	0	0
S.15.12	North Dakota	1	0	0	0	0.00	0	0	0	0	0
S.22.12	San José State	1	0	0	0	0.00	0	0	0	0	0
S.29.12	at Fresno State*	1	0	0	0	0.00	0	0	0	0	0
O.6.12	Hawai'i*	1	0	9	22	2.44	1	0	0	0	0
O.13.12	Colorado State*	1	0	0	0	0.0	0	0	0	0	0

O.20.12	at Nevada*	1	0	0	0	0.0	0	0	0	0	0
O.27.12	UNLV*	1	0	0	0	0.0	0	0	0	0	0
N.3.12	at 19/14 Boise State*	1	0	0	0	0.0	0	0	0	0	0
N.10.12	Air Force*	1	0	0	0	0.0	0	0	0	0	0
N.24.12	at Wyoming*	1	0	7	41	5.86	0	0	0	0	0
D.20.12	Brigham Young^	1	0	5	8	1.60	0	1	-2	0	0
A.31.13	Eastern Illinois	1	0	6	25	4.17	0	1	3	0	0
S.7.13	at 3/2 Ohio State	1	0	5	22	4.40	0	2	2	0	0
S.21.13	Oregon State	1	0	3	32	10.67	0	0	0	0	0
S.28.13	at New Mexico State	--- Did Not Play - Injured ---									
O.4.13	Nevada*	--- Did Not Play - Injured ---									
O.10.13	at Air Force*	--- Did Not Play - Injured ---									
O.26.13	15/18 Fresno State*	1	0	0	0	0.00	0	0	0	0	0
N.2.13	New Mexico*	1	0	0	0	0.00	0	0	0	0	0
N.9.13	at San José State*	1	0	0	0	0.00	0	0	0	0	0
N.16.13	at Hawai'i*	1	0	0	0	0.00	0	0	0	0	0
N.23.13	Boise State*	1	0	0	0	0.00	0	0	0	0	0
N.30.13	at UNLV*	1	0	1	1	1.00	0	0	0	0	0
D.21.13	vs. Buffalo&	1	0	2	-2	-2.00	0	0	0	0	0
A.30.14	Northern Arizona	1	0	11	45	4.09	1	2	22	0	0
S.6.14	at 21/23 No. Carolina	1	0	16	71	4.44	0	0	0	0	0
S.20.14	at Oregon State	1	0	1	0	0.00	0	2	5	0	0
S.27.14	UNLV*	1	0	13	35	2.69	0	1	14	0	0
O.3.14	at Fresno State*	1	0	7	14	2.00	0	1	9	0	0
O.10.14	at New Mexico*	1	0	17	141	8.29	1	1	10	0	0
O.18.14	Hawai'i*	1	0	12	41	3.42	0	0	0	0	0
N.1.14	at Nevada*	1	0	8	58	7.26	1	4	28	0	0
N.8.14	Idaho	1	0	6	33	5.50	1	0	0	0	0
N.15.14	at Boise State*	1	0	6	29	4.83	0	2	13	0	0
N.21.14	Air Force*	1	0	11	45	4.09	0	2	16	0	0
N.29.14	San José State*	1	0	22	93	4.23	1	0	0	0	0
D.23.14	Navy#	1	0	11	69	6.27	0	2	9	0	0
S.5.15	San Diego	1	1	10	66	6.60	0	0	0	0	0
S.12.15	at California	1	0	9	35	3.89	0	0	0	0	0
S.19.15	South Alabama	1	0	4	41	10.25	0	1	14	0	0
S.26.15	at Penn State	1	0	4	24	6.00	0	1	10	0	0
O.3.15	Fresno State*	1	0	27	151	5.59	0	0	0	0	0
O.10.15	at Hawai'i*	1	0	16	60	3.75	0	1	14	0	0
O.17.15	at San José State*	1	0	10	47	4.70	1	2	13	0	0
O.23.15	Utah State*	1	0	21	97	4.62	1	0	0	0	0
O.31.15	at Colorado State*	1	0	12	50	4.17	1	1	5	0	0
N.14.15	Wyoming*	1	0	17	152	8.94	2	0	0	0	0
N.21.15	at UNLV*	1	0	10	54	5.40	0	2	30	1	0

**Bold indicates season high.** \* - Mountain West game. ^ - 2012 San Diego County Credit Union Poinsettia Bowl (Qualcomm Stadium; San Diego, Calif.). & - 2013 Famous Idaho Potato Bowl (Bronco Stadium; Boise, Idaho). # - 2014 San Diego County Credit Union Poinsettia Bowl (Qualcomm Stadium; San Diego, Calif.).

**#19 DONNEL PUMPHREY**

**Running Back • Junior • 5-9 • 180 • Las Vegas, Nev. • Canyon Springs HS**

● **At San Diego State:** An All-America and Mountain West Player-of-the-Year candidate after setting a single-season school record with 1,867 rushing yards last year ... Shifty, speedy back who is one of the top athletes on the entire West Coast ... Can go outside and inside, and is a dangerous threat to break free for the long run ... Has great hands ... Is not afraid of contact ... Can also return punts and kicks if needed ... Saw plenty of playing time in the backfield as a true freshman in 2013 and was the starter in all 13 games last year ... SDSU is 19-7 over his career when he scores at least one rushing touchdown and 17-4 when he reaches 100 rushing yards ... Has 21 career 100-yard rushing games, which ranks second all-time at San Diego State and in Mountain West history, in just 37 career games ... Has 11 career games with multiple rushing touchdowns and 13 overall with multiple scores ... Has 3,929 yards over his career, which is the second most in school history, trailing only Marshall Faulk (4,589 from 1991-93) ... Also is second all-time at SDSU in overall touchdowns (46) and rushing touchdowns (42) ... Among active FBS players, Pumphrey ranks third in rushing yards (3,929), rushing touchdowns

(42), overall touchdowns (46) and points among non-kickers (276), fifth in rushing attempts (646) and sixth in all-purpose yards (4,711) ... Has seven straight games with a 100-plus yards, which is tied for the second-longest active streak in FBS and third in program history.

- **2015 (Junior):** Has racked up numerous preseason awards, headlined by being named to the Maxwell Award Watch List (player of the year) and the Doak Walker Award Watch List (top running back) ... Also is on the CFPA National Performer of the Year Trophy Watch List (top player) ... Has been chosen as a preseason all-MW performer by the Mountain West media, *USA Today*, Phil Steele, *Sporting News*, *Athlon Sports*, *Lindy's Sports* and *ESPN College Football Preview* ... Is also *Lindy's* Mountain West Most Valuable Player and *ESPN's* Mountain West Offensive Player of the Year ... *Campus Insiders* named him the "No. 6 Running Back in FBS," while *Lindy's Sports* had him at No. 9 ... Has been deemed by *Sports Illustrated* as "Five Players Who Deserve Attention" ... Is listed as the "No. 2 NFL Talent in the Mountain West" by *Lindy's Sports* and the "No. 1 Running Back in the Mountain West" by *Athlon Sports* ... Is the "Most Likely to Have 1,500 Yards Rushing," according to *USA Today* ... Is listed as the "Biggest Over-achiever" by *Sporting News* and a "SDSU Player to Watch" by *Lindy's Sports* ... Has been named the MW Offensive Player of the Week twice this season ... Leads the Aztecs with 1,310 rushing yards on 245 attempts (5.3 avg.) and 14 rushing touchdowns ... Also has a team-high 24 catches for 325 yards (second on team) (13.5 avg.) and two receiving scores, and leads SDSU with 1,635 all-purpose yards ... Is one of only four players in FBS to lead his team in rushing yards (1,310) and catches (24) ... **vs. San Diego (Sept. 5)** ... Had his streak of five straight games with at least 100 rushing yards snapped in the opener vs. San Diego after rushing 19 times for 62 yards (3.3 avg.) with a touchdown ... Also caught two passes out of the backfield for 14 yards (7.0 avg.) ... **at California (Sept. 12)** ... Rushed for 85 yards on 21 attempts (4.0 avg.) at California in his 15th consecutive start ... Also caught two passes for 23 yards (11.5 avg.) ... **vs. South Alabama (Sept. 19)** ... Broke 100-plus rushing yards for the first time of the season with 102 yards on 28 carries (3.6 avg.) against South Alabama ... Also had a team-high five catches for a team-best 55 yards (11.0 avg.) ... The five receptions matched a career high, while the 55 yards were a career best ... **at Penn State (Sept. 26)** ... Rushed 18 times for 56 yards (3.1 avg.) and a touchdown at Penn State ... Added a team-high five catches, matching a career high, for 53 yards (10.6 avg.), including a season-long 30-yarder ... **vs. Fresno State (Oct. 3)** ... Rushed 23 times for 124 yards (5.4 avg.) and a 33-yard touchdown vs. Fresno State before exiting midway through the third quarter with an injury ... Became the fourth Aztec in school history to rush for at least 3,000 yards over his career in the game ... The 33-yard rush was his longest of the season at that point ... **at Hawai'i (Oct. 10)** ... Was named the MW Offensive Player of the Week for the third time of his career for his play at Hawai'i ... Rushed a career-high 30 times for 148 yards (4.9 avg.), including three touchdowns, and two catches for 49 yards ... Had multiple touchdowns for the first time this year ... Also had a career-long 36-yard reception, which came on 3rd and 6 and led to his final touchdown of the night ... Scored his first two touchdowns in just 5:50 of action ... **at San José State (Oct. 17)** ... Had another huge game at San José State, rushing 20 times for 152 yards (7.6 avg.), including a touchdown, and three catches for 55 yards and another score ... Had four more rushing yards (152) than San José State had total yards (148) ... Moved past Ronnie Hillman (2010-11) into third place on the school's all-time rushing list ... The receiving touchdown was his first since Oct. 10, 2013 at Air Force and third of his career ... Now has 491 rushing yards (163.7 avg.) and five rushing touchdowns on 51 carries (9.6 avg.) over his career against San José State ... **vs. Utah State (Oct. 23)** ... Rushed 23 times for 181 yards (7.9 avg.) and two touchdowns against Utah State ... Had his second 150-yard game of the season and seventh of his career (T-4th all-time at SDSU) ... The two rushing touchdowns moved him past Ronnie Hillman (2010-11) and Larry Ned (1998-01) into second all-time in program history ... Included in the 181 yards was a 62-yard touchdown run ... **at Colorado State (Oct. 31)** ... Was named the MW Offensive Player of the Week for the second time of the season at Colorado State, rushing 20 times for 121 yards (6.1 avg.) and two touchdowns, while adding two catches for 47 yards (23.5 avg.) and another score ... Broke 1,000 yards for the season during the game, making him one of five players in school history with multiple 1,000-yard campaigns ... Scored a rushing touchdown for the seventh straight game, the longest streak of his career ... Had multiple overall touchdowns for the fourth straight game ... Had a season-long 64-yard rush ... **vs. Wyoming (Nov. 14)** ... Rushed 29 times for 140 yards (4.8 avg.), while adding three catches for 29 yards (9.7 avg.) against Wyoming ... Broke 100 yards rushing for the sixth straight game ... Had a long rush of 28 yards ... **at UNLV (Nov. 21)** ... Rushed 14 times for 139 yards (9.9 avg.) and two touchdowns at UNLV ... Broke 100 yards rushing for the seventh straight game, eighth time this season and 21st time of his career ... The seven straight games with a 100-plus yards is tied for the second-longest active streak in FBS and the third-longest streak in school history ... Became just the third player in Mountain West history with at least seven straight 100-yard rushing games ... Scored his 13th and 14th

rushing touchdown of the season and now has 42 for his career ... Scored his 15th and 16th overall touchdown on the year and now has 46 for his career ... It was 11th career game with multiple rushing touchdowns and 13th overall with multiple scores ... San Diego State improved to 19-7 over his career when he records at least one rushing touchdown and 17-4 when he reaches 100 yards ... Now has 393 rushing yards and seven touchdowns on 49 attempts (8.0 avg.) against UNLV in three games.

- **2014 (Sophomore):** Was named a *Sports Illustrated* Honorable-Mention All-American ... Was also a first-team all-Mountain West pick by the league's media and coaches ... Additionally was named the team's Most Valuable Player and was chosen as the Offensive Player of the Year at the team banquet ... Was on the Doak Walker Award Watch List, which goes out to the top running back in the country ... Was named to the Mountain West midseason first team by Phil Steele ... Also was selected to the preseason all-Mountain West team by the MW media, as well as a first-team pick by *Athlon Sports* and a second-team selection by *Lindy's Sports* ... Also was deemed SDSU's Most Valuable Player and a player to watch by *Lindy's Sports* ... Started all 13 of the team's games ... Rushed for a school-record 1,867 yards on 276 attempts (6.8 avg.) with 20 touchdowns ... Became the 15th Aztec to rush for 1,000 yards in a season (20th occasion overall), the 13th in their DI era (18th occasion overall) and sixth sophomore in school history ... Reached 1,000 yards on the year in his eighth game, which was tied for the fifth-fewest games played to reach 1,000 yards in school history ... Also had 23 catches for 160 yards (7.0 avg.) ... Had a school single-season record 10, 100-yard rushing games on the year with the other three games going for 89, 94 and 85 ... Also ranked fourth in single-season history in rushing touchdowns (20) and tied for fifth in overall scores (20) ... Ranked fourth in the nation in rushing yards per game (143.62), eighth in all-purpose yards per game (155.92), ninth in rushing touchdowns (20), 10th in rushing yards per carry (6.76) and tied for 17th in points per game (9.23 (11th among non-kickers) ... Had a solid debut vs. Northern Arizona in his second career start, rushing for a game-high 111 yards and two touchdowns on 19 attempts (5.8 avg.) ... It was the fourth 100-yard rushing game of his career and the 14th by an Aztec in a season opener in program history ... Also added a team-long and career-long 31-yard catch ... Rushed for an even 100 yards on 17 carries (5.9 avg.) with two touchdowns at No. 21/23 North Carolina ... Also led the team with a career-high five receptions for 18 yards ... It was his second straight 100-yard rushing game ... Rushed for 89 yards and a touchdown on 17 carries (5.2 avg.) at Oregon State in a third straight start ... The 89 yards put him over 1,000 for his career in his 16th career game, despite only starting four times ... Also had two receptions for 14 yards ... Had a big game against UNLV, rushing 22 times and a career-high four touchdowns and 167 yards, averaging 7.6 yards per carry ... He had 107 yards and all four of his touchdowns in the first half as SDSU raced out to a 28-10 lead ... The four rushing touchdowns (and four overall scores) were the most by an Aztec player since Adam Muema had four at Wyoming on Nov. 24, 2012, tied for the fifth most in a game in school history, tied for the fifth most in a game in Mountain West history and tied for the eighth most in a game in FBS play this season ... Also had two catches (for -(-3) yards) ... Was named the Mountain West Offensive Player of the Week for his efforts and also a CFPA Honorable Mention Running Back Performer of the Week ... Rushed for 94 yards on 24 attempts (3.9 avg.) at Fresno State and did not make a catch for the first time on the season ... Had a huge game at New Mexico, rushing for yards and two touchdowns on 20 attempts, averaging 12.3 yards per carry ... The 246 yards rank as the 14th most in program history ... He became the 19th player in school history with a 200-yard rushing game (40th time overall) ... Had a 93-yard rushing touchdown, which is tied for the third-longest rushing play in program history, tied for the second longest in its Division I era (since 1969) and third longest in the nation this year ... Also added a 7-yard reception ... Was named the MW Offensive Player of the Week for the second time in three weeks for his performance, along with honorable mention accolades as a CFPA Running Back Performer of the Week ... Rushed for 182 yards and a touchdown on 25 attempts, averaging 7.3 yards per carry, vs. Hawai'i ... Rushed for 85 yards on 13 attempts, averaging 6.5 yards per carry, at Nevada ... Broke 1,000 yards in his eighth game, which is tied for the fifth-fewest games played to reach 1,000 yards in school history ... Also added a 3-yard reception ... Rushed for 142 yards and a touchdown on a career-high 26 attempts against Idaho, averaging 5.5 yards per attempt ... Also had a 3-yard reception ... Rushed for 147 yards and two touchdowns on 24 attempts at Boise State, posting a 6.1 average per carry ... It was his sixth career game with multiple rushing touchdowns ... Also added three catches for 35 yards ... Had 131 yards rushing vs. Air Force with a touchdown on a career-high 27 attempts (4.9 avg.) ... Also had one catch for 14 yards ... Rushed for 261 yards and three touchdowns on 21 attempts, averaging 12.4 yards per carry, vs. San José State ... The 261 yards were the eighth most in SDSU single-game history and the 17th most in FBS play in 2015 ... His career-high effort surpassed his 246 yards gained at New Mexico earlier this season (Oct. 10) ... Finished his season with 112 yards on 21 attempts (5.3 avg.) and a touchdown against Navy in the Poinsettia

Bowl ... Also had a team-high four catches for 42 yards, including a long of six yards.

- 2013 (Freshman):** Was named to the College Football News all-Freshman Team as an honorable-mention pick ... Was picked as a midseason third-team all-MW selection by Phil Steele ... Played in all 13 games with one start as a true freshman ... Was second on the team with 752 rushing yards on 125 carries (6.0 avg) ... Ranked 12th in the nation among freshmen with 57.8 yards per game ... Also had eight rushing touchdowns and 10 overall touchdowns, both of which ranked second on the team ... The eight rushing touchdowns were the sixth most among freshmen in the country ... Was the first Aztec freshman with 100 or more yards in three straight games since Marshall Faulk in 1991 when he did it against New Mexico State (Sept. 28), Nevada (Oct. 4) and Air Force (Oct. 10) ... Had 22 catches for 234 yards (10.6 avg.) and two touchdowns and returned four kickoffs for 63 yards (15.8 avg.) ... The 752 rushing yards were the sixth-most ever among Aztec freshmen ... Was one of only two freshmen in the nation (and 19 players overall) with at least 750 rushing yards and 230 receiving yards ... Of his 151 touches, 32 (21.2 percent) resulted in a gain of at least 10 yards, while 10 (6.7 percent) ended with a touchdown ... Played in the opener as a true freshman vs. Eastern Illinois ... Was all over the field, rushing for 25 yards on seven carries (3.6 avg.), catching three passes for 17 yards (5.7 avg.) and returning three kickoffs for 43 yards ... Carried three times for 18 yards (6.0 avg.) at No. 3/2 Ohio State with a 14-yarder and added an 18-yard reception ... Also returned a kickoff for 20 yards ... Had three catches out of the backfield for 53 yards and his first career touchdown against Oregon State ... Also carried four times for 10 yards ... Had a breakout game at New Mexico State, rushing for a career-high 167 yards on 19 attempts (8.8 avg.) and three touchdowns ... He became the 73rd different Aztec with a 100-yard rushing game ... The 167 yards were the 11th most in a game nationally by a freshman and the most by an Aztec freshman since Ronnie Hillman had 228 yards in the 2010 Poinsettia Bowl ... His three rushing touchdowns were also tied for the fifth most in the country by a freshman ... Also set a career high with 19 attempts and added a career-long 43-yard run ... Was named a CFPA honorable mention running back performer of the week for his efforts ... Posted his second consecutive 100-yard rushing game vs. Nevada with 11 carries for 112 yards and a touchdown ... He became the first Aztec freshman to rush for more than 100 yards in consecutive games since Ronnie Hillman did it in the final two contests of 2010 ... Also had a career-long 72-yard run ... Had 117 yards and a touchdown on 17 attempts (6.9 avg.) at Air Force, including the game-winning 10-yard touchdown on a 3rd and goal from the 10 with 1:39 left in the fourth quarter ... He became the first Aztec freshman with 100 or more yards in three straight games since Marshall Faulk in 1991 and the first Aztec with three straight 100-yard rushing games since Ronnie Hillman in 2011 ... Also had two catches for 43 yards and a touchdown, including a career-long tying 23-yard grab ... Carried 12 times for 37 yards against No. 15/18 Fresno State and also had one reception for 18 yards ... Rushed five times for 14 yards in the win vs. New Mexico State ... Also had a 9-yard catch ... Had a good all-around game off the bench at San José State, rushing 10 times for 78 yards (7.8 avg.) with a touchdown and adding an 18-yard reception ... Ran 10 times for 61 yards and a touchdown at Hawai'i and caught two passes for 21 yards ... Ran 12 times for a hard 24 yards vs. Boise State ... Also had a career-high four catches for 29 yards ... Attempted his first pass, which was incomplete to Colin Lockett ... Earned his first career start at UNLV in his hometown, posting team highs of 13 attempts and 87 yards (6.7 avg.) with one touchdown ... Also made three catches for 10 yards ... Carried twice off the bench for two yards vs. Buffalo at the Famous Idaho Potato Bowl.
- High School:** Speedy running back for Canyon Springs High School in Las Vegas, Nev. ... Was named the Gatorade Nevada Player of the Year in 2012 after rushing for 1,491 yards on 160 carries (9.3 avg.) and 19 touchdowns ... A first-team all-state pick in 2012 and a second-team selection in 2011 by the *Las Vegas Review-Journal* ... A two-time Sunrise Region MVP ... Also was named the Northeast League's Most Valuable Offensive Player ... Ran for 347 yards and five touchdowns on just 10 carries in a win over Foothill ... Ran for 4,152 yards and 49 touchdowns on 494 attempts (8.40 avg.) over his career at Canyon Springs High School ... Also had 29 receptions for 524 yards (27.6 avg.) and five touchdowns and two kickoff returns for a touchdown ... A three-star recruit by *Rivals.com* and ESPN, and a two-star recruit by *Scout.com* and *247Sports.com* ... Earned a grade of 78 by *247Sports* and a scout grade of 72 by ESPN ... As an all-purpose back, was ranked fourth in Nevada by *Rivals* and 48th by *247Sports* ... As a running back, was listed as No. 121 by ESPN (No. 5 in Nevada) and No. 146 by Scout ... Was also a member of the track and field team, where he was state runner-up in the 100 and 200 meters as a junior.
- Personal:** Born Dec. 6, 1994, in North Las Vegas, Nev. ... Son of Donnel Pumphrey, Sr. and Regina Padua ... Also took an official visit to UNLV and received offers from Colorado, Duke, Nevada and Utah ... Also received recruiting interest from Arizona, Boise State, Oklahoma, Oregon, San José State and Utah State ... Is majoring in communication.

**Pumphrey's Career Statistics**

Season	GP	GS	Rushing				Receiving					
			Att.	Yds.	TD	Lg. 100+	No.	Yds.	Avg.	TD	Lg.	
2013	13	1	125	752	8	72	3	22	234	10.6	2	23
2014	13	13	276	1,867	20	93	10	23	160	7.0	0	31
2015	11	11	245	1,310	14	64	8	24	325	13.5	2	38
<b>Career</b>	<b>37</b>	<b>25</b>	<b>646</b>	<b>3,929</b>	<b>42</b>	<b>93</b>	<b>21</b>	<b>69</b>	<b>719</b>	<b>10.4</b>	<b>4</b>	<b>38</b>

**Career Highs:** Carries: 30 at Hawai'i (10/10/15); Rushing Yards: 261 vs. San José State (11/29/14); Rushing Touchdowns: 4 vs. UNLV (9/27/14); Long Rush: 93 at New Mexico (10/10/14); Receptions: 5 at Penn State (9/26/15), vs. South Alabama (9/19/15), at North Carolina (9/6/14); Receiving Yards: 55 at San José State (10/17/15), vs. South Alabama (9/19/15); Receiving Touchdowns: 1, four times; Long Reception: 38 at San José State (10/7/15); Kickoff Returns: 3 vs. Eastern Illinois (8/31/13); Kickoff Return Yards: 43 vs. Eastern Illinois (8/31/13); Longest Kickoff Return: 28 vs. Eastern Illinois (8/31/13); Overall Touchdowns: 4 vs. UNLV (9/27/14).

**2015 Highs:** Carries: 30 at Hawai'i (10/10/15); Rushing Yards: 181 vs. Utah State (10/23/15); Rushing Touchdowns: 3 at Hawai'i (10/10/15); Long Rush: 64 at Colorado State (10/31/15); Receptions: 5 at Penn State (9/26/15), vs. South Alabama (9/19/15); Receiving Yards: 55 at San José State (10/17/15), vs. South Alabama (9/19/15); Receiving Touchdowns: 1 at Colorado State (10/31/15), at San José State (10/17/15) Long Reception: 38 at San José State (10/17/15); Overall Touchdowns: 3 at Colorado State (10/31/15), at Hawai'i (10/10/15).

**Pumphrey's Career Game-by-Game**

Date	Opponent	GP	GS	Rushing				Receiving			
				Att.	Yds.	Avg.	TD	No.	Yds.	TD	
A.31.13	Eastern Illinois	1	0	7	25	3.57	0	3	17	0	
S.7.13	at 3/2 Ohio State	1	0	3	18	6.00	0	1	18	0	
S.21.13	Oregon State	1	0	4	10	2.50	0	3	53	1	
S.28.13	at New Mexico State	1	0	19	167	8.79	3	1	-2	0	
O.4.13	vs. Nevada*	1	0	11	112	10.18	1	0	0	0	
O.10.13	at Air Force*	1	0	17	117	6.88	1	2	43	1	
O.26.13	15/18 Fresno State*	1	0	12	37	3.33	0	1	18	0	
N.2.13	New Mexico*	1	0	5	14	2.80	0	1	9	0	
N.9.13	at San José State*	1	0	10	78	7.80	1	1	18	0	
N.16.13	at Hawai'i*	1	0	10	61	6.10	1	2	21	0	
N.23.13	Boise State*	1	0	12	24	2.00	0	4	29	0	
N.30.13	at UNLV*	1	1	13	87	6.69	1	3	10	0	
D.21.13	vs. Buffalo&	1	0	2	2	1.00	0	0	0	0	
A.30.14	Northern Arizona	1	1	19	111	5.84	2	1	31	0	
S.6.14	at 21/23 No. Carolina	1	1	17	100	5.88	2	5	18	0	
S.20.14	at Oregon State	1	1	17	89	5.24	1	2	14	0	
S.27.14	UNLV*	1	1	22	167	7.59	4	2	-3	0	
O.3.14	at Fresno State*	1	1	24	94	3.92	0	0	0	0	
O.10.14	at New Mexico*	1	1	20	246	12.30	2	1	7	0	
O.18.14	Hawai'i*	1	1	25	182	7.28	1	1	-4	0	
N.1.14	at Nevada*	1	1	13	85	6.54	0	1	3	0	
N.8.14	Idaho	1	1	26	142	5.46	1	1	3	0	
N.15.14	at Boise State*	1	1	24	147	6.13	2	3	28	0	
N.21.14	Air Force*	1	1	27	131	4.85	1	1	14	0	
N.29.14	San José State*	1	1	21	261	12.43	3	1	7	0	
D.23.14	Navy#	1	1	21	112	5.33	1	4	42	0	
S.5.15	San Diego	1	1	19	62	3.26	1	2	14	0	
S.12.15	at California	1	1	21	85	4.05	0	2	23	0	
S.19.15	South Alabama	1	1	28	102	3.64	1	5	55	0	
S.26.15	at Penn State	1	1	18	56	3.11	1	5	53	0	
O.3.15	Fresno State*	1	1	23	124	5.39	1	0	0	0	
O.10.15	at Hawai'i*	1	1	30	148	4.93	3	2	49	0	
O.17.15	at San José State*	1	1	20	152	7.60	1	3	55	1	
O.23.15	Utah State*	1	1	23	181	7.87	2	0	0	0	
O.31.15	at Colorado State*	1	1	20	121	6.05	2	2	47	1	
N.14.15	Wyoming*	1	1	29	140	4.83	0	3	29	0	
N.21.15	at UNLV*	1	1	14	139	9.93	2	0	0	0	

**Bold** indicates season high. \* - Mountain West game. & - 2013 Famous Idaho Potato Bowl (Bronco

Stadium; Boise, Idaho). # - 2014 San Diego County Credit Union Poinsettia Bowl (Qualcomm Stadium; San Diego, Calif.).

#40 RANDY RICKS

Linebacker • Junior • 6-5 • 230 • Las Vegas, Nev. • Arizona Western CC

- **At San Diego State:** Big body who has experience playing both linebacker and at defensive line ... Has picked up Rocky Long's 3-3-5 defense quickly and has started one game on the season ... Was injured during the Hawai'i game (Oct. 10) and was expected to miss 4-to-6 weeks ... Returned last Saturday at UNLV and is expected to back up Ryan Dunn this week vs. Nevada.
- **2015 (Junior):** Played in six games on the season with one start ... Has 15 tackles, 3.5 tackles for loss, 1.5 sacks, four quarterback hurries, four pass breakups and a forced fumble ... Missed for games (Oct. 17-Nov. 14) with a broken toe ... **vs. San Diego (Sept. 5)** ... Made his first Division I appearance in the opener against San Diego ... Had one of the team's three pass breakups ... **at California (Sept. 12)** ... Came up with his first four career tackles (one solo) at California in a reserve role ... **vs. South Alabama (Sept. 19)** ... Started for the first time of his career against South Alabama, making four assisted stops ... **at Penn State (Sept. 26)** ... Was on the travel squad to Penn State, but did not play for the first time of his SDSU career ... **vs. Fresno State (Oct. 3)** ... Had a good game in a reserve role vs. Fresno State, making two tackles (both solo), a 12-yard sack (and tackle for loss) and a game-high two quarterback hurries ... The sack and TFL were each the first of his career ... **at Hawai'i (Oct. 10)** ... Had another good outing at Hawai'i off the bench, making three tackles, including a 4-yard tackle for loss, two pass breakups and two quarterback hurries ... **at San José State (Oct. 17)** ... Missed the SJSU game with an injury ... **vs. Utah State (Oct. 23)** ... Also did not play against Utah State ... **at Colorado State (Oct. 31)** ... Did not travel to Colorado State ... **vs. Wyoming (Nov. 14)** ... Missed the Wyoming game with the same injury ... **at UNLV (Nov. 21)** ... Had a big game in his return from the toe injury at UNLV, making two tackles (one solo), including 1.5 tackles for loss and 0.5 sacks, with a forced fumble and a pass breakup ... The forced fumble was the first of his career.
- **2013-14 (at Arizona Western Community College):** Spent two seasons at Arizona Western Community College after originally signing an NLI with the Aztecs in 2012 ... Posted 43 tackles, 8.5 sacks and three forced fumbles in 2014, helping the Matadors to a 11-1 overall record ... In 2013, made 36 tackles, 16 tackles for loss, three forced fumbles, two recoveries and three pass breakups ... Named defensive MVP of the El Toro Bowl, recording three sacks, five tackles and a forced fumble ... A three-star recruit by both Rivals and 247sports ... Received a grade of 84 by 247sports ... Also received recruiting interest out of AWCC from Texas, UNLV, USC and Utah.
- **High School:** Played both defensive end and tight end at Legacy High School ... Was a two-time all-league pick ... Had 33 tackles and eight sacks in 2011 ... A three-star recruit by 247Sports.com and a two-star recruit by Rivals and Scout out of high school ... Rated as the 54th-best weakside defensive end in the country by 247Sports and at No. 126 for defensive ends by Scout ... Got an 83 rating by 247Sports ... Also played basketball and was a member of the track and field team, competing in the shot put, discus throw and high jump.
- **Personal:** Born May 29, 1994, in Pittsburgh, Pa. ... Son of Randy Ricks, Sr., and Olivia Walker ... Also received scholarship offers from Idaho, Nevada, New Mexico and Utah State and interest from Nebraska, Northern Arizona, Oklahoma, Pittsburgh, UNLV and Utah ... Is majoring in social science.

Ricks' Career Statistics

Season	GP	GS	UA	A	TT	TFL	Sk	Int.	PBU	FF	FR
2015	6	1	6	9	15	3.5	1.5	0	4	1	0
<b>Career</b>	<b>6</b>	<b>1</b>	<b>6</b>	<b>9</b>	<b>15</b>	<b>3.5</b>	<b>1.5</b>	<b>0</b>	<b>4</b>	<b>1</b>	<b>0</b>

**Career/2015 Highs:** Tackles: 4 vs. South Alabama (9/19/15), at California (9/12/15); Tackles For Loss: 1.5 at UNLV (11/21/15); Sacks: 1.0 vs. Fresno State (10/3/15); Passes Broken Up: 2 at Hawai'i (10/10/15); Forced Fumbles: 1 at UNLV (11/21/15).

Ricks' Career Game-by-Game

Date	Opponent	GP	GS	UA	A	TT	TFL	Sk.	Int.	PBU	FF	FR
S.5.15	San Diego	1	0	0	0	0	0.0	0.0	0	1	0	0
S.12.15	at California	1	0	1	3	4	0.0	0.0	0	0	0	0
S.19.15	South Alabama	1	1	0	4	4	0.0	0.0	0	0	0	0
S.26.15	at Penn State	--- Did Not Play ---										
O.3.15	Fresno State*	1	0	2	0	2	1.0	1.0	0	0	0	0

O.10.15	at Hawai'i*	1	0	2	1	3	1.0	0.0	0	2	0	0
O.17.15	at San José State*	--- Did Not Play - Injured ---										
O.23.15	Utah State*	--- Did Not Play - Injured ---										
O.31.15	at Colorado State*	--- Did Not Play - Injured ---										
N.14.15	Wyoming*	--- Did Not Play - Injured ---										
N.21.15	at UNLV*	1	0	1	1	2	1.5	0.5	0	1	1	0

**Bold** indicates season high. \* - Mountain West game.

#90 JULIAN ROCHELIN

Defensive Line • RS-Freshman • 6-5 • 245 • Woodland Hills, Calif. • El Camino Real High

- **At San Diego State:** Athletic body, who comes from a basketball background ... Is listed second on the depth chart at a defensive end spot behind all-conference selection Alex Barrett for the third straight week heading into the Nevada game.
- **2015 (Freshman):** Has played in each of the last 10 games, mainly on special teams ... Has two tackles, including a 6-yard sack (and tackle for loss) ... **vs. San Diego (Sept. 5)** ... Did not play in the opener vs. San Diego ... **at California (Sept. 12)** ... Played in his first career game at California without finding the stat sheet ... **vs. South Alabama (Sept. 19)** ... Also played against South Alabama without recording a stat ... **at Penn State (Sept. 26)** ... Logged statless time at Penn State ... **vs. Fresno State (Oct. 3)** ... Wasn't able to record a stat vs. Fresno State ... **at Hawai'i (Oct. 10)** ... Did not record a stat at Hawai'i ... **at San José State (Oct. 17)** ... Played statless time again at San José State ... **vs. Utah State (Oct. 23)** ... Also did not record a stat vs. Utah State ... **at Colorado State (Oct. 31)** ... Played his most time on the defensive line at Colorado State, but did not find the stat sheet ... **vs. Wyoming (Nov. 14)** ... Also logged statless time against Wyoming ... **at UNLV (Nov. 21)** ... Recorded a stat for the first time of his career at UNLV, making two tackles (both solo) with a 6-yard sack (and tackle for loss).
- **2014 (Redshirt):** Utilized his redshirt season in 2014.
- **High School:** Earned one letter at El Camino Real High School in Los Angeles, Calif. ... Earned all-West Valley League Defensive Player-of-the-Year honors in 2013, recording 114 tackles (59 solos), eight sacks, two forced fumbles and two fumble recoveries ... Also was a Los Angeles all-city pick ... Also was a standout basketball player at ECRH as a power forward, helping the Conquistadors to a pair of L.A. city championships, winning the game as a senior ... Ended up earning three letters in hoops.
- **Personal:** Born Sept. 14, 1995, in Los Angeles, Calif. ... Son of Charles Rochelin and SeKenna Rochelin ... Picked SDSU over Boise State, while also drawing interest from Duke and Memphis, among others ... Is majoring in business administration with a focus on management.

Rochelin's Career Statistics

Season	GP	GS	UA	A	TT	TFL	Sk	Int.	PBU	FF	FR
2015	10	0	1	1	2	1.0	1.0	0	0	0	0
<b>Career</b>	<b>10</b>	<b>0</b>	<b>1</b>	<b>1</b>	<b>2</b>	<b>1.0</b>	<b>1.0</b>	<b>0</b>	<b>0</b>	<b>0</b>	<b>0</b>

**Career/2015 Highs:** Tackles: 2 at UNLV (11/21/15); Tackles For Loss: 1.0 at UNLV (11/21/15).

Rochelin's Career Game-by-Game

Date	Opponent	GP	GS	UA	A	TT	TFL	Sk.	Int.	PBU	FF	FR
S.5.15	San Diego	--- Did Not Play ---										
S.12.15	at California	1	0	0	0	0	0.0	0.0	0	0	0	0
S.19.15	South Alabama	1	0	0	0	0	0.0	0.0	0	0	0	0
S.26.15	at Penn State	1	0	0	0	0	0.0	0.0	0	0	0	0
O.3.15	Fresno State*	1	0	0	0	0	0.0	0.0	0	0	0	0
O.10.15	at Hawai'i*	1	0	0	0	0	0.0	0.0	0	0	0	0
O.17.15	at San José State*	1	0	0	0	0	0.0	0.0	0	0	0	0
O.23.15	Utah State*	1	0	0	0	0	0.0	0.0	0	0	0	0
O.31.15	at Colorado State*	1	0	0	0	0	0.0	0.0	0	0	0	0
N.14.15	Wyoming*	1	0	0	0	0	0.0	0.0	0	0	0	0
N.21.15	at UNLV*	1	0	2	0	2	1.0	1.0	0	0	0	0

**Bold** indicates season high. \* - Mountain West game.

#13 PIERRE ROMAIN

Cornerback • Senior • 5-8 • 170 • Los Angeles, Calif. • Crenshaw HS

- **At San Diego State:** Will compete for playing time at cornerback after seeing time off the bench last year as a safety ... Also has been a regular on special teams ... Is listed as the backup to all-conference pick Damontae Kazee at right cornerback heading into the Nevada game, but has been playing either side (J.J. Whittaker is the left cornerback) ... Is one of three Aztecs to play in all 50 games over the past three-plus seasons (also Jeff Overbaugh and Jon Sanchez).
- **2015 (Senior):** Played in the the team's 11 games off the bench, making 14 tackles (seven solo) with a pass breakup ... Is tied for the team lead with six kick return tackles ... vs. San Diego (Sept. 5) ... Played in his 40th consecutive game in the opener vs. San Diego in a reserve role ... Made three tackles, all of the solo variety, on the kickoff unit ... at California (Sept. 12) ... Logged playing time off the bench at California without finding the stat sheet ... vs. South Alabama (Sept. 19) ... Came up with two stops (one solo) against South Alabama ... at Penn State (Sept. 26) ... Played again at Penn State, but did not find the stat sheet ... vs. Fresno State (Oct. 3) ... Had an assisted tackle against Fresno State ... at Hawai'i (Oct. 10) ... Had arguably his best game of the season at Hawai'i, making a career-high four tackles (two) with the first pass breakup of his career ... at San José State (Oct. 17) ... Did not record a stat in playing time at San José State ... vs. Utah State (Oct. 23) ... Did not make the statsheet against Utah State ... at Colorado State (Oct. 31) ... Recorded two stops (one start) in significant playing time off the bench at Colorado State ... vs. Wyoming (Nov. 14) ... Did not record a stat vs. Wyoming ... at UNLV (Nov. 21) ... Had two assisted stops off the bench at UNLV.
- **2014 (Junior):** Logged time in all 13 games for the third consecutive year ... Made nine tackles on the year, including six solo stops ... Also recovered a fumble ... Had a solo tackle off the bench in the opener vs. Northern Arizona ... Made another solo stop at No. 21/23 North Carolina ... Played off the bench once again at Oregon State, recovering the first fumble of his career ... Came off the pine vs. UNLV without finding the stat sheet ... Had two tackles (one solo) in a reserve role at Fresno State ... Made a solo tackle at New Mexico ... Saw statless time against Hawai'i ... Had two tackles, including one solo stop, at Nevada ... Came off the bench vs. Idaho without recording a stat ... Made two tackles again (one solo) at Boise State ... Played in back-to-back games off the pine vs. Air Force and San José State without recording a stat ... Played in a bowl game for a third straight year, logging statless bench time vs. Navy in the Poinsettia Bowl.
- **2013 (Sophomore):** Played in every game off the bench for the second consecutive season ... Was a mainstay on special teams once again ... Finished with three tackles, all of the solo variety ... Came off the bench in the opener vs. Eastern Illinois without recording a stat ... Played at No. 3/2 Ohio State, but did not find the statsheet ... Saw time on special teams vs. Oregon State, but did not record a stat ... Recorded his first stat of the season at New Mexico State, making an unassisted stop ... Did not have a stat off the bench vs. Nevada ... Played at Air Force without recording a stat ... Played again vs. No. 15/18 Fresno State, but did not find the stat sheet ... Made a solo tackle on special teams against New Mexico ... Did not find the stat sheet at San José State ... Played again at Hawai'i, but was held without a stat ... Came off the bench on special teams vs. Boise State without making a stop ... Saw time again at UNLV, but did not record a stat ... Saw action in his second straight bowl game, making a solo tackle vs. Buffalo in the Famous Idaho Potato Bowl.
- **2012 (Freshman):** Played in every game of his redshirt freshman season, mostly on special teams ... Made 10 tackles, including six solo stops ... Played for the first time of his collegiate career against Washington, but did not record a stat ... Made two solo tackles against Army ... Logged playing time without a stat vs. North Dakota ... Saw action vs. San José State without making a stat ... Had two assisted tackles at Fresno State ... Made two stops vs. Hawai'i ... Had one tackle against Colorado State ... Played at Nevada, but did not record a stat ... Played again vs. UNLV without a stat ... Had a career-high three tackles in SDSU's win at Boise State ... Logged playing time vs. Air Force without making a stat ... Played at Wyoming, but did not record stat ... Played in his first career bowl game in the Poinsettia Bowl vs. Brigham Young, but did not record a stat.
- **2011 (Redshirt):** Did not play in his first season on The Mesa.
- **High School:** Three-time letterwinner at Crenshaw High School ... Was his team's captain twice ... Selected all-league in 2009 and 2010 and all-city as a senior ... Was a city finalist in track in 2011 for the Cougars.
- **Personal:** Born Aug. 8, 1993, in Los Angeles, Calif. ... Attended the same high school as former defensive back Marcus Andrews ... Son of Pierre and Bridgett Romain ... Majoring in business.

**Romain's Career Statistics**

Season	GP	GS	UA	A	TT	TFL	Sk	Int.	PBU	FF	FR
2012	13	0	6	4	10	0.0	0.0	0	0	0	0
2013	13	0	3	0	3	0.0	0.0	0	0	0	0
2014	13	0	6	3	9	0.0	0.0	0	0	0	1
2015	11	0	7	7	14	0.0	0.0	0	1	0	0
<b>Career</b>	<b>50</b>	<b>0</b>	<b>22</b>	<b>14</b>	<b>36</b>	<b>0.0</b>	<b>0.0</b>	<b>0</b>	<b>1</b>	<b>0</b>	<b>1</b>

**Career Highs:** Tackles: 4 at Hawai'i (10/10/15); Passes Broken Up: 1 at Hawai'i (10/10/15); Fumble Recoveries: 1 at Oregon State (9/20/14).

**2015 Highs:** Tackles: 4 at Hawai'i (10/10/15); Passes Broken Up: 1 at Hawai'i (10/10/15).

**Romain's Career Game-by-Game**

Date	Opponent	GP	GS	UA	A	TT	TFL	Sk.	Int.	PBU	FF	FR
S.1.12	at Washington	1	0	0	0	0	0.0	0.0	0	0	0	0
S.8.12	Army	1	0	2	0	2	0.0	0.0	0	0	0	0
S.15.12	North Dakota	1	0	0	0	0	0.0	0.0	0	0	0	0
S.22.12	San José State	1	0	0	0	0	0.0	0.0	0	0	0	0
S.29.12	at Fresno State*	1	0	0	2	2	0.0	0.0	0	0	0	0
O.6.12	Hawai'i*	1	0	2	0	2	0.0	0.0	0	0	0	0
O.13.12	Colorado State*	1	0	1	0	1	0.0	0.0	0	0	0	0
O.20.12	at Nevada*	1	0	0	0	0	0.0	0.0	0	0	0	0
O.27.12	UNLV*	1	0	0	0	0	0.0	0.0	0	0	0	0
N.3.12	at 19/14 Boise State*	1	0	1	2	2	0.0	0.0	0	0	0	0
N.10.12	Air Force*	1	0	0	0	0	0.0	0.0	0	0	0	0
N.24.12	at Wyoming*	1	0	0	0	0	0.0	0.0	0	0	0	0
D.20.12	vs. Brigham Young^	1	0	0	0	0	0.0	0.0	0	0	0	0
A.31.13	Eastern Illinois	1	0	0	0	0	0.0	0.0	0	0	0	0
S.7.13	at 3/2 Ohio State	1	0	0	0	0	0.0	0.0	0	0	0	0
S.21.13	Oregon State	1	0	0	0	0	0.0	0.0	0	0	0	0
S.28.13	at New Mexico State	1	0	1	0	1	0.0	0.0	0	0	0	0
O.4.13	Nevada*	1	0	0	0	0	0.0	0.0	0	0	0	0
O.10.13	at Air Force*	1	0	0	0	0	0.0	0.0	0	0	0	0
O.26.13	15/18 Fresno State*	1	0	0	0	0	0.0	0.0	0	0	0	0
N.2.13	New Mexico*	1	0	1	0	1	0.0	0.0	0	0	0	0
N.9.13	at San José State*	1	0	0	0	0	0.0	0.0	0	0	0	0
N.16.13	at Hawai'i*	1	0	0	0	0	0.0	0.0	0	0	0	0
N.23.13	Boise State*	1	0	0	0	0	0.0	0.0	0	0	0	0
N.30.13	at UNLV*	1	0	0	0	0	0.0	0.0	0	0	0	0
D.21.13	vs. Buffalo&	1	0	1	0	1	0.0	0.0	0	0	0	0
A.30.14	Northern Arizona	1	0	1	0	1	0.0	0.0	0	0	0	0
S.6.14	at 21/23 No. Carolina	1	0	1	0	1	0.0	0.0	0	0	0	0
S.20.14	at Oregon State	1	0	0	0	0	0.0	0.0	0	0	0	1
S.27.14	UNLV*	1	0	0	0	0	0.0	0.0	0	0	0	0
O.3.14	at Fresno State*	1	0	1	1	2	0.0	0.0	0	0	0	0
O.10.14	at New Mexico*	1	0	1	0	1	0.0	0.0	0	0	0	0
O.18.14	Hawai'i*	1	0	0	0	0	0.0	0.0	0	0	0	0
N.1.14	at Nevada*	1	0	1	1	2	0.0	0.0	0	0	0	0
N.8.14	Idaho	1	0	0	0	0	0.0	0.0	0	0	0	0
N.15.14	at Boise State*	1	0	1	1	2	0.0	0.0	0	0	0	0
N.21.14	Air Force*	1	0	0	0	0	0.0	0.0	0	0	0	0
N.29.14	San José State*	1	0	0	0	0	0.0	0.0	0	0	0	0
D.23.14	Navy#	1	0	0	0	0	0.0	0.0	0	0	0	0
S.5.15	San Diego	1	0	3	0	3	0.0	0.0	0	0	0	0
S.12.15	at California	1	0	0	0	0	0.0	0.0	0	0	0	0
S.19.15	South Alabama	1	0	1	1	2	0.0	0.0	0	0	0	0
S.26.15	at Penn State	1	0	0	0	0	0.0	0.0	0	0	0	0
O.3.15	Fresno State*	1	0	0	1	1	0.0	0.0	0	0	0	0
O.10.15	at Hawai'i*	1	0	2	2	4	0.0	0.0	0	1	0	0
O.17.15	at San José State*	1	0	0	0	0	0.0	0.0	0	0	0	0
O.23.15	Utah State*	1	0	0	0	0	0.0	0.0	0	0	0	0
O.31.15	at Colorado State*	1	0	1	1	2	0.0	0.0	0	0	0	0
N.14.15	Wyoming*	1	0	0	0	0	0.0	0.0	0	0	0	0
N.21.15	at UNLV*	1	0	0	2	2	0.0	0.0	0	0	0	0

**Bold** indicates season high. \* - Mountain West game. & - 2013 Famous Idaho Potato Bowl (Bronco Stadium; Boise, Idaho). # - 2014 San Diego County Credit Union Poinsettia Bowl (Qualcomm Stadium; San Diego, Calif.).

**#99 JON SANCHEZ**

**Defensive End • Senior • 6-2 • 255 • Murrieta, Calif. • Murrieta HS**

- **At San Diego State:** A physical player who was one of SDSU's top guys off the bench his first two seasons (2012-13), and a starter over each of the 23 games since ... Has played in all 50 games since the 2012 campaign, one of three current Aztecs to see action in each of the past 50 contests (also Jeff Overbaugh and Pierre Romain).
- **2015 (Senior):** Is a preseason fourth-team all-Mountain West selection by both Phil Steele and Athlon Sports ... Is listed as a "SDSU Player to Watch" by Lindy's Sports ... Has 36 tackles (20 solo), including eight tackles for loss, 5.5 sacks, two fumble recoveries, a pass breakup and three quarterback hurries in 11 starts ... **vs. San Diego (Sept. 5)** ... Earned his 14th straight start and logged his 40th straight appearance in the opener vs. San Diego, recording three tackles (two solo) ... **at California (Sept. 12)** ... Came up with an assisted tackle and a PBU in another start at California ... **vs. South Alabama (Sept. 19)** ... Made three stops against South Alabama ... **at Penn State (Sept. 26)** ... Registered two solo tackles, including a 3-yard loss, and a quarterback hurry at Penn State ... **vs. Fresno State (Oct. 3)** ... Had arguably his best game of the season vs. Fresno State, making five tackles (all solo) with two tackles for loss and a 6-yard sack ... **at Hawai'i (Oct. 10)** ... Followed that up with another five-tackle game at Hawai'i, including 1.5 tackles for loss and a 4-yard sack ... **at San José State (Oct. 17)** ... Came up with two solo stops, including a 4-yard sack (and TFL) at San José State ... **vs. Utah State (Oct. 23)** ... Had two tackles, a fumble recovery and a quarterback hurry against Utah State ... The fumble recovery was the first of his career ... **at Colorado State (Oct. 31)** ... Recorded four tackles (two solo) at Colorado State ... **vs. Wyoming (Nov. 14)** ... Rattled off five tackles (three solo), with a 9-yard sack (and TFL) against Wyoming ... The five tackles were tied for the second most on the team ... **at UNLV (Nov. 21)** ... Had another good game at UNLV, recording four tackles (two solo), 1.5 tackles for loss, a career-high 1.5 sacks and a fumble recovery ... It was his second fumble recovery of the season (and career).
- **2014 (Junior):** Started all 13 of the team's games ... Had 32 tackles (27 solo), 7.5 tackles for loss, 2.5 sacks, a 6-yard interception return, a pass breakup, a forced fumble and a team-high 10 quarterback hurries ... Made his first career start in the opener vs. Northern Arizona and made two tackles (both solo) ... Had a career-high six tackles (four solo) at No. 21/23 North Carolina and 1.0 TFL, to go along with his first career interception ... The interception return for six yards in the second quarter led to a 12-yard touchdown run by Donnel Pumphrey, which gave SDSU its first lead at 14-7 ... Earned his third straight start at Oregon State, but did not record a stat ... Made two tackles (one solo) with a tackle for loss and a quarterback hurry against UNLV in another start ... Had five stops (all solo), a TFL and a PBU in a fifth straight start at Fresno State ... Made one solo stop in another start at New Mexico ... Had one solo tackle in a seventh consecutive start against Hawai'i ... Had a big game at Nevada, making three tackles (all solo), 2.0 tackles for loss, a sack and a quarterback hurry ... The 2.0 TFL were a career best ... Came up with a solo stop against Idaho in another start, along with another quarterback hurry ... Recorded three tackles (two solo), 0.5 sacks and 0.5 TFL at Boise State in a 10th straight start ... Made three solo stops against Air Force in another start ... Registered three tackles (two solo), an 8-yard sack (and TFL) and a game-high three quarterback hurries vs. San José State ... Finished his season in style with two solo tackles, including a 5-yard tackle for loss, and a forced fumble vs. Navy in the Poinsettia Bowl ... The forced fumble was the first of his career.
- **2013 (Sophomore):** Played in all 13 games off the bench, recording 22 tackles, 4.0 tackles for loss and two sacks ... Saw playing time vs. Eastern Illinois, but did not register a stat ... Came off the bench vs. No. 3/2 Ohio State to record his first two tackles of the season ... Both were of the solo variety ... Recorded two assisted tackles with 0.5 TFL vs. Oregon State ... Tied a career high with four stops off the bench at New Mexico State ... Made two solo tackles with a TFL off the bench vs. Nevada ... Had one assisted tackle and 0.5 TFL at Air Force ... Made three stops in a reserve role vs. No. 15/18 Fresno State ... Came off the bench again vs. New Mexico, but did not record a stat ... Had three tackles at San José State, including his first career sack for five yards ... Made two stops off the pine at Hawai'i ... Had one solo tackle in a reserve role vs. Boise State ... Came up with a solo stop off the bench at UNLV ... Had a seven-yard sack off the bench against Buffalo in the Famous Idaho Potato Bowl.
- **2012 (Freshman):** Played in all 13 games in a reserve role ... Was one of seven Aztecs to record at least one tackle in every game and was the only player not to start a game to make

at least one stop in every contest ... Finished with 21 tackles, including 2.0 tackles for loss, and a pass break-up ... Logged his first snaps off the bench at Washington and had one tackle ... Added another tackle at home vs. Army ... Recorded a tackle vs. North Dakota ... Had two stops against San José State ... Added a tackle at Fresno State ... Recorded a career-high four tackles (all solo), including his first-ever TFL vs. Hawai'i ... Had another tackle vs. Colorado State ... Had another stop at Nevada ... Made a solo stop vs. UNLV ... Had three tackles and a 0.5 TFL at Boise State ... Made one tackle (solo) vs. Air Force ... Had two tackles, including 0.5 tackles for loss, and his first-ever PBU at Wyoming ... Recorded two tackles, including 0.5 TFL, against Brigham Young in the Poinsettia Bowl.

- **2011 (Redshirt):** Redshirted his first year at SDSU.
- **High School:** A three-star recruit by Rivals.com ... Earned a Scouts, Inc. grade of 76 ... A three-star recruit and the 129th overall defensive end prospect by ESPN.com ... Made 79 tackles, including 53 solo efforts, and recorded eight sacks in 2010 ... Helped Vista Murrieta to a Southwestern League title and a second-place Southern Section Inland Division finish ... First-team all-Southwestern League and all-Valley recipient ... All-Inland Empire team and all-CIF honoree ... Team captain in 2010 ... Made 83 tackles and five sacks as a junior, including 58 solo tackles ... Second-team all-Southwestern League that year ... Team was CIF runner-ups both years he played.
- **Personal:** Born March 10, 1993, in Long Beach, Calif. ... Son of Priscilla and Genero Sanchez ... Received offers from Arizona and Colorado State and was recruited by Boise State ... Is majoring in kinesiology and is specializing in fitness.

**Sanchez' Career Statistics**

Season	GP	GS	UA	A	TT	TFL	Sk	Int.	PBU	FF	FR
2012	13	0	11	10	21	2.0	0.0	0	1	0	0
2013	13	0	11	11	22	4.0	2.0	0	0	0	0
2014	13	13	27	5	32	7.5	2.5	1	1	1	0
2015	11	11	20	16	36	8.0	5.5	0	1	0	2
<b>Career</b>	<b>50</b>	<b>24</b>	<b>69</b>	<b>42</b>	<b>111</b>	<b>21.5</b>	<b>10.0</b>	<b>1</b>	<b>3</b>	<b>1</b>	<b>2</b>

**Career Highs:** Tackles: 6 at North Carolina (9/6/14); Tackles For Loss: 2.0 vs. Fresno State (10/3/15), at Nevada (11/1/14); Sacks: 1.5 at UNLV (11/21/15); Interceptions: 1 at North Carolina (9/6/14); Passes Broken Up: 1 at California (9/12/15), at Fresno State (10/3/14), at Wyoming (11/24/12); Forced Fumbles: 1 vs. Navy (12/23/14); Fumble Recoveries: 1 at UNLV (11/21/15), vs. Utah State (10/23/15).

**2015 Highs:** Tackles: 5 at Hawai'i (10/10/15), vs. Fresno State (10/3/15); Tackles For Loss: 2.0 vs. Fresno State (10/3/15); Sacks: 1.5 at UNLV (11/21/15); Passes Broken Up: 1 at California (9/12/15); Fumble Recoveries: 1 at UNLV (11/21/15), vs. Utah State (10/23/15).

**Sanchez' Career Game-by-Game**

Date	Opponent	GP	GS	UA	A	TT	TFL	Sk.	Int.	PBU	FF	FR
S.1.12	at Washington	1	0	0	1	1	0.0	0.0	0	0	0	0
S.8.12	Army	1	0	0	1	1	0.0	0.0	0	0	0	0
S.15.12	North Dakota	1	0	0	1	1	0.0	0.0	0	0	0	0
S.22.12	San José State	1	0	2	0	2	0.0	0.0	0	0	0	0
S.29.12	at Fresno State*	1	0	1	0	1	0.0	0.0	0	0	0	0
0.6.12	Hawai'i*	1	0	4	0	4	1.0	0.0	0	0	0	0
0.13.12	Colorado State*	1	0	0	1	1	0.0	0.0	0	0	0	0
0.20.12	at Nevada*	1	0	1	0	1	0.0	0.0	0	0	0	0
0.27.12	UNLV*	1	0	1	0	1	0.0	0.0	0	0	0	0
N.3.12	at 19/14 Boise State*	1	0	0	3	3	0.5	0.0	0	0	0	0
N.10.12	Air Force*	1	0	1	0	1	0.0	0.0	0	0	0	0
N.24.12	at Wyoming*	1	0	0	2	2	0.5	0.0	0	1	0	0
D.20.12	Brigham Young^	1	0	1	1	2	0.0	0.0	0	0	0	0
A.31.13	Eastern Illinois	1	0	0	0	0	0.0	0.0	0	0	0	0
S.7.13	at 3/2 Ohio State	1	0	2	0	2	0.0	0.0	0	0	0	0
S.21.13	Oregon State	1	0	0	2	2	0.5	0.0	0	0	0	0
S.28.13	at New Mexico State	1	0	0	4	4	0.0	0.0	0	0	0	0
0.4.13	Nevada*	1	0	2	0	2	1.0	0.0	0	0	0	0
0.10.13	at Air Force*	1	0	0	1	1	0.5	0.0	0	0	0	0
0.26.13	15/18 Fresno State*	1	0	1	2	3	0.0	0.0	0	0	0	0
N.2.13	New Mexico*	1	0	0	0	0	0.0	0.0	0	0	0	0
N.9.13	at San José State*	1	0	1	2	3	1.0	1.0	0	0	0	0
N.16.13	at Hawai'i**	1	0	2	0	2	0.0	0.0	0	0	0	0
N.23.13	Boise State*	1	0	0	1	1	0.0	0.0	0	0	0	0

N.30.13	at UNLV*	1	0	1	0	1	0.0	0.0	0	0	0	0
D.31.13	vs. Buffalo&	1	0	1	0	1	<b>1.0</b>	<b>1.0</b>	0	0	0	0
A.30.14	Northern Arizona	1	1	2	0	2	0.0	0.0	0	0	0	0
S.6.14	at 21/23 No. Carolina	1	1	4	2	<b>6</b>	1.0	0.0	<b>1</b>	0	0	0
S.20.14	at Oregon State	1	1	0	0	0	0.0	0.0	0	0	0	0
S.27.14	UNLV*	1	1	1	1	2	1.0	0.0	0	0	0	0
O.3.14	at Fresno State*	1	1	<b>5</b>	0	5	1.0	0.0	0	<b>1</b>	0	0
O.10.14	at New Mexico*	1	1	1	0	1	0.0	0.0	0	0	0	0
O.18.14	Hawai'i*	1	1	1	0	1	0.0	0.0	0	0	0	0
N.1.14	at Nevada*	1	1	3	0	3	<b>2.0</b>	<b>1.0</b>	0	0	0	0
N.8.14	Idaho	1	1	1	0	1	0.0	0.0	0	0	0	0
N.15.14	at Boise State*	1	1	2	1	3	0.5	0.5	0	0	0	0
N.21.14	Air Force*	1	1	3	0	3	0.0	0.0	0	0	0	0
N.29.14	San José State*	1	1	2	1	3	1.0	<b>1.0</b>	0	0	0	0
D.23.14	Navy#	1	1	2	0	2	1.0	0.0	0	0	<b>1</b>	0
S.5.15	San Diego	1	1	2	1	3	0.0	0.0	0	0	0	0
S.12.15	at California	1	1	0	1	1	0.0	0.0	0	<b>1</b>	0	0
S.19.15	South Alabama	1	1	0	<b>3</b>	3	0.0	0.0	0	0	0	0
S.26.15	at Penn State	1	1	2	0	2	1.0	0.0	0	0	0	0
O.3.15	Fresno State*	1	1	<b>5</b>	0	<b>5</b>	<b>2.0</b>	1.0	0	0	0	0
O.10.15	at Hawai'i*	1	1	2	<b>3</b>	<b>5</b>	1.5	1.0	0	0	0	0
O.17.15	at San José State*	1	1	2	0	2	1.0	1.0	0	0	0	0
O.23.15	Utah State*	1	1	0	2	2	0.0	0.0	0	0	0	<b>1</b>
O.31.15	at Colorado State*	1	1	2	2	4	0.0	0.0	0	0	0	0
N.14.15	Wyoming*	1	1	3	2	<b>5</b>	1.0	1.0	0	0	0	0
N.21.15	at UNLV*	1	1	2	2	4	1.5	<b>1.5</b>	0	0	0	<b>1</b>

**Bold** indicates season high. \* - Mountain West game. ^ - 2012 San Diego County Credit Union Poinsettia Bowl (Qualcomm Stadium; San Diego, Calif.). & - 2013 Famous Idaho Potato Bowl (Bronco Stadium; Boise, Idaho). # - 2014 San Diego County Credit Union Poinsettia Bowl (Qualcomm Stadium; San Diego, Calif.).

**#56 NICO SIRAGUSA (KNEE-co SEER-ah-goo-sah)**

**Offensive Guard • Junior • 6-5 • 335 • Chula Vista, Calif. • Mater Dei Catholic HS**

- **At San Diego State:** A big body with solid technique ... Is listed as the starter at left guard heading into the Nevada game ... Has 25 career starts (one in 2013, 13 in 2014 and 11 in 2015), including 24 straight ... Is the only Aztec with at least one start on the offensive line each of the last three years (2013-15).
- **2015 (Junior):** Was named to the preseason all-Mountain West fourth team by Phil Steele ... Has started all 11 games this season at left guard ... Started for the 15th straight game in the opener vs. San Diego at left guard ... Also earned the start at California, against South Alabama, at Penn State, against Fresno State, at Hawai'i, at San José State, vs. Utah State, at Colorado State, against Wyoming and at UNLV.
- **2014 (Sophomore):** Started all 13 games for SDSU ... Made his second career start in the team's opener vs. Northern Arizona, but first at left guard ... Started again at left guard at No. 21/23 North Carolina, at Oregon State, vs. UNLV, at Fresno State, at New Mexico, vs. Hawai'i, at Nevada, against Idaho, at Boise State, against Air Force, vs. San José State and vs. Navy in the Poinsettia Bowl.
- **2013 (Freshman):** Played in all 13 games with one start at right guard ... Started the opener vs. Eastern Illinois at right guard ... Played against Ohio State on special teams, and again vs. Oregon State, at New Mexico State, vs. Nevada, at Air Force, against Fresno State, vs. New Mexico, at San José State, at Hawai'i, vs. Boise State, at UNLV and vs. Buffalo in the Famous Idaho Potato Bowl.
- **2012 (Redshirt):** Utilized his redshirt season.
- **High School:** All-CIF first team and first-team all-state from Mater Dei High, who only played two years of high school football ... Three-star offensive lineman by *Rivals.com*, *Scout.com* and ranked No. 93 among the 2012 ESPNU top California recruits ... Also lettered in baseball (freshman year) and basketball (freshman, sophomore, junior years).
- **Personal:** Born May 10, 1994, in San Diego, Calif. ... Son of Dianne and Ramon Siragusa ... Recruited by Oregon State, Washington State, Arizona State, Colorado, Fresno State, New Mexico State, San José State, SMU and UNLV ... Is majoring in social science.

**Siragusa's Career Statistics**

Season	GP	GS
2013	13	1
2014	13	13
2015	11	11
<b>Career</b>	<b>37</b>	<b>25</b>

**Siragusa's Career Game-by-Game**

Date	Opponent	GP	GS/POS
A.31.13	Eastern Illinois	1	RG
S.7.13	at No. 2/3 Ohio State	1	
S.21.13	Oregon State	1	
S.28.13	at New Mexico State	1	
O.4.13	Nevada*	1	
O.10.13	at Air Force*	1	
O.26.13	Fresno State*	1	
N.2.13	New Mexico*	1	
N.9.13	at San José State*	1	
N.16.13	at Hawai'i*	1	
N.23.13	Boise State*	1	
N.30.13	at UNLV*	1	
D.21.13	vs. Buffalo&	1	
A.30.14	Northern Arizona	1	LG
S.6.14	at 21/23 No. Carolina	1	LG
S.20.14	at Oregon State	1	LG
S.27.14	UNLV*	1	LG
O.3.14	at Fresno State*	1	LG
O.10.14	at New Mexico*	1	LG
O.18.14	Hawai'i*	1	LG
N.1.14	at Nevada*	1	LG
N.8.14	Idaho	1	LG
N.15.14	at Boise State*	1	LG
N.21.14	Air Force*	1	LG
N.29.14	San José State*	1	LG
D.23.14	Navy#	1	LG
S.5.15	San Diego	1	LG
S.12.15	at California	1	LG
S.19.15	South Alabama	1	LG
S.26.15	at Penn State	1	LG
O.3.15	Fresno State*	1	LG
O.10.15	at Hawai'i*	1	LG
O.17.15	at San José State*	1	LG
O.23.15	Utah State*	1	LG
O.31.15	at Colorado State*	1	LG
N.14.15	Wyoming*	1	LG
N.21.15	at UNLV*	1	LG

\* - Mountain West game. & - 2013 Famous Idaho Potato Bowl (Bronco Stadium; Boise, Idaho). # - 2014 San Diego County Credit Union Poinsettia Bowl (Qualcomm Stadium; San Diego, Calif.).

**#71 PEARCE SLATER**

**Offensive Tackle • Senior • 6-7 • 335 • Los Angeles, Calif. • El Camino College**

- **At San Diego State:** Big, wide offensive lineman who competed right away after joining the Aztecs in the spring 2014 ... Is listed as the starting right tackle heading into the Nevada game for the 25th straight contest.
- **2015 (Senior):** Was named a captain by his teammates ... Is on the Rotary Lombardi Watch List, which goes out annually to the top lineman or linebacker near the line of scrimmage ... Also was named a first-team selection by the league's media and a preseason first-team selection by Phil Steele ... Has started all 11 games at right tackle ... Earned the start at right tackle for the 14th consecutive game in the opener vs. San Diego ... Also started at California, against South Alabama, at Penn State, against Fresno State, at Hawai'i, at San José State, vs. Utah State, at Colorado State, at home vs. Wyoming and at UNLV.
- **2014 (Junior):** Started all 13 games in his first season on The Mesa ... Started at right tackle



in the opener vs. Northern Arizona, making it two straight years that an Aztec started the opener at right tackle without ever having played a Division I game (Terry Poole) ... Started again the following week at No. 21/23 North Carolina, at Oregon State, against UNLV, at Fresno State, at New Mexico, vs. Hawai'i, at Nevada, against Idaho, at Boise State, against Air Force, vs. San José State and vs. Navy in the Poinsettia Bowl.

- **2012-13 (at El Camino College):** Played two seasons at El Camino College in Torrance, Calif. ... Helped El Camino average 426.6 yards of offense per game in 2013, up from 323.7 yards per contest in 2012 ... Was a three-star recruit by *Rivals.com* and *Scout.com*, and a two-star recruit by *247sports.com* ... Was rated as the 31st-best offensive tackle by 247sports, while receiving a rating of 70.
- **High School:** Earned two letters at Taft High in Woodland Hills, Calif.
- **Personal:** Is majoring in communication with a focus in liberal arts.

**Slater's Career Statistics**

Season	GP	GS
2014	13	13
2015	11	11
<b>Career</b>	<b>24</b>	<b>24</b>

**Slater's Career Game-by-Game**

Date	Opponent	GP	GS/POS
A.30.14	Northern Arizona	1	RT
S.6.14	at 21/23 No. Carolina	1	RT
S.20.14	at Oregon State	1	RT
S.27.14	UNLV*	1	RT
O.3.14	at Fresno State*	1	RT
O.10.14	at New Mexico*	1	RT
O.18.14	Hawai'i*	1	RT
N.1.14	at Nevada*	1	RT
N.8.14	Idaho	1	RT
N.15.14	at Boise State*	1	RT
N.21.14	Air Force*	1	RT
N.29.14	San José State*	1	RT
D.23.14	Navy#	1	RT
S.5.15	San Diego	1	RT
S.12.15	at California	1	RT
S.19.15	South Alabama	1	RT
S.26.15	at Penn State	1	RT
O.3.15	Fresno State*	1	RT
O.10.15	at Hawai'i*	1	RT
O.17.15	at San José State*	1	RT
O.23.15	Utah State*	1	RT
O.31.15	at Colorado State*	1	RT
N.14.15	Wyoming*	1	RT
N.21.15	at UNLV	1	RT

\* - Mountain West game. # - 2014 San Diego County Credit Union Poinsettia Bowl (Qualcomm Stadium; San Diego, Calif.).

**#12 MALIK SMITH (MAH-leek)**

**Warrior • Junior • 6-0 • 190 • Compton, Calif. • Dominguez HS**

- **At San Diego State:** Skilled athlete, who plays well in Rocky Long's 3-3-5 defense ... Improved his play as a true freshman in 2013, working himself into a backup role by the end of the season, before starting all 13 games in 2014 and earning honorable-mention all-MW accolades ... Originally was on special teams ... Has led SDSU in tackles four times over his career.
- **2015 (Junior):** Was named a third-team preseason all-Mountain West selection by Phil Steele and a fourth-team honoree by *Athlon Sports* ... Was deemed a "SDSU Player to Watch" by *Lindy's Sports* ... Started the team's 11 games, making 56 tackles (fifth on the team) with 3.5 tackles for loss, four pass breakups, three interceptions, a forced fumble, a fumble recovery and a quarterback hurry ... Had an interception in three straight games from Oct. 23-Nov. 14, which is tied for the third-longest streak in FBS all season ... Has been a part of a forced turnover in four straight games (three interceptions and a fumble recovery) ... vs. **San Diego (Sept. 5)** ... Started the opener vs. San Diego for the 14th straight game at one of the two Warrior

(safety) spots ... Had three tackles (one solo), including 0.5 TFL, and quarterback hurry ... at **California (Sept. 12)** ... Started again at California and had eight tackles (two solo), the second most on the team and fourth most in the game ... vs. **South Alabama (Sept. 19)** ... Set a career high with 11 tackles (five solo) against South Alabama ... Also added a 2-yard tackle for loss ... at **Penn State (Sept. 26)** ... Finished with seven stops and a PBU at Penn State ... vs. **Fresno State (Oct. 3)** ... Came up with two solo tackles and another pass breakup vs. Fresno State ... at **Hawai'i (Oct. 10)** ... Recorded three tackles with a pass breakup at Hawai'i ... at **San José State (Oct. 17)** ... Had seven tackles (five solo), a 4-yard tackle for loss and his first career forced fumble at San José State ... vs. **Utah State (Oct. 23)** ... Came up with three tackles (two solo), an interception and a pass breakup vs. Utah State ... at **Colorado State (Oct. 31)** ... Had four tackles (two solo) and an interception for the second straight game ... vs. **Wyoming (Nov. 14)** ... Had an interception for a third straight game against Wyoming to go along with three tackles (all solo) and a 1-yard tackle for loss ... The third consecutive game with an interception was tied for longest active-streak in FBS (at the time) and tied for the third longest all season in FBS play ... It was his third pick of the year and sixth of his career ... at **UNLV (Nov. 21)** ... Came up with five tackles and a fumble recovery at UNLV.

- **2014 (Sophomore):** Was named a honorable-mention all-Mountain West selection by the league's coaches and media ... Started all 13 of the team's games ... Had 55 tackles (29 solo), seven pass breakups, 3.5 tackles for loss, three interceptions, a fumble recovery and a quarterback hurry ... Made his first career start in the opener vs. Northern Arizona, logging a team-high seven tackles (five solo), a game-high three pass breakups and adding one tackle for loss ... The three PBUs were the most in the nation in the first week of FBS play ... Had three tackles in another start at No. 21/23 North Carolina ... Had another solid outing in a start at Oregon State, making five tackles with 0.5 TFL, his first career interception and a pass breakup ... Made one solo stop against UNLV in his fourth career start ... Came up with four tackles (two solo) at Fresno State ... Recorded five tackles and a career-high 1.5 tackles for loss at New Mexico ... Had a solid all-around game against Hawai'i, making one tackle, and recording an interception and recovering a fumble in back-to-back plays in the fourth quarter to seal the win for SDSU ... The fumble recovery was the first of his career ... Had four stops (two solos), two PBUs and 0.5 TFL in an eighth straight start at Nevada ... Came up with six tackles, including four stops, and his first quarterback hurry in another start against Idaho ... Tied a then career high with 10 tackles at Boise State, including four solo stops ... The 10 tackles were also tied for the most in the game ... Made one stop and added a pass breakup in an 11th straight start against Air Force ... Recorded six tackles (four solo) with an interception in a start vs. San José State ... Made two stops (one solo) in another start at Warrior vs. Navy in the Poinsettia Bowl.
- **2013 (Freshman):** Played in 12 games off the bench as a true freshman, registering 21 tackles (14 solos) ... Did not dress or play in the opener vs. Eastern Illinois ... Saw his first collegiate playing time against No. 3/2 Ohio State, but did not make the stat sheet ... Also saw time off the bench against Oregon State without recording a stat ... Had his first career tackle off the bench at New Mexico State ... Had a huge breakout game off the bench vs. Nevada, making a then-career-high 10 tackles (eight solo) ... The 10 tackles tied Derek Largent for the most in the game for either team ... Had four stops off the bench at Air Force ... Had an assisted tackle in a reserve role vs. No. 15/18 Fresno State ... Came up with two solo stops vs. New Mexico ... Played at San José State off the pine without making the stat sheet ... Made two tackles in a reserve role at Hawai'i ... Played off the bench against Boise State without making a stat ... Came off the bench in the regular season finale at UNLV, but did not make a stat ... Came up with one tackle vs. Buffalo in the Famous Idaho Potato Bowl.
- **High School:** A safety who played his prep ball at Dominguez High School with cornerback Kalan Montgomery ... Helped the Dons to a 7-4 record in 2011, including a 4-1 mark in league play ... A two-star recruit by both *Rivals.com* and *Scout.com* ... Rated as the 196th-best safety in the country among all incoming recruits by *Scout*.
- **Personal:** Picked SDSU after receiving interest in the recruiting process from Arizona, Colorado, Michigan, Nevada, Utah and Washington State ... Majoring in criminal justice.

**Mal. Smith's Career Statistics**

Season	GP	GS	UA	A	TT	TFL	Sk	Int.	PBU	FF	FR
2013	12	0	14	7	21	0.0	0.0	0	0	0	0
2014	13	13	29	26	55	3.5	0.0	3	7	0	1
2015	11	11	27	29	56	3.5	0.0	3	4	1	1
<b>Career</b>	<b>37</b>	<b>24</b>	<b>70</b>	<b>62</b>	<b>132</b>	<b>7.0</b>	<b>0.0</b>	<b>6</b>	<b>11</b>	<b>1</b>	<b>2</b>

**Career Highs:** Tackles: 11 vs. South Alabama (9/19/15); Tackles For Loss: 1.5 at New Mexico (10/10/14); Interceptions: 1, six times; Passes Broken Up: 3 vs. Northern Arizona (8/30/14); Forced Fumbles: 1 at San José State (10/17/15); Fumble Recoveries: 1 at UNLV (11/21/15),

vs. Hawai'i (10/18/14).

**2015 Highs:** **Tackles:** 11 vs. South Alabama (9/19/15); **Tackles For Loss:** 1.0 vs. Wyoming (11/14/15), vs. South Alabama (9/19/15); **Interceptions:** 1 vs. Wyoming (11/14/15), at Colorado State (10/31/15), vs. Utah State (10/23/15); **Passes Broken Up:** 1, four times; **Forced Fumbles:** 1 at San José State (10/17/15); **Fumble Recoveries:** 1 at UNLV (11/21/15).

**Mal. Smith's Career Game-by-Game**

Date	Opponent	GP	GS	UA	A	TT	TFL	Sk.	Int.	PBU	FF	FR
A.31.13	Eastern Illinois	--- Did Not Play ---										
S.7.13	at 3/2 Ohio State	1	0	0	0	0	0.0	0.0	0	0	0	0
S.21.13	Oregon State	1	0	0	0	0	0.0	0.0	0	0	0	0
S.28.13	at New Mexico State	1	0	0	1	1	0.0	0.0	0	0	0	0
O.4.13	Nevada*	1	0	<b>8</b>	<b>2</b>	<b>10</b>	0.0	0.0	0	0	0	0
O.10.13	at Air Force*	1	0	<b>2</b>	<b>2</b>	<b>4</b>	0.0	0.0	0	0	0	0
O.26.13	15/18 Fresno State*	1	0	0	1	1	0.0	0.0	0	0	0	0
N.2.13	New Mexico*	1	0	<b>2</b>	<b>0</b>	<b>2</b>	0.0	0.0	0	0	0	0
N.9.13	at San José State	1	0	0	0	0	0.0	0.0	0	0	0	0
N.16.13	at Hawai'i*	1	0	1	1	<b>2</b>	0.0	0.0	0	0	0	0
N.23.13	Boise State*	1	0	0	0	0	0.0	0.0	0	0	0	0
N.30.13	at UNLV*	1	0	0	0	0	0.0	0.0	0	0	0	0
D.21.13	vs. Buffalo&	1	0	1	0	1	0.0	0.0	0	0	0	0
A.30.14	Northern Arizona	1	1	<b>5</b>	<b>2</b>	<b>7</b>	1.0	0.0	0	<b>3</b>	0	0
S.6.14	at 21/23 No. Carolina	1	1	1	2	<b>3</b>	0.0	0.0	0	0	0	0
S.20.14	at Oregon State	1	1	2	3	<b>5</b>	0.5	0.0	<b>1</b>	1	0	0
S.27.14	UNLV*	1	1	1	0	1	0.0	0.0	0	0	0	0
O.3.14	at Fresno State*	1	1	<b>2</b>	<b>2</b>	<b>4</b>	0.0	0.0	0	0	0	0
O.10.14	at New Mexico*	1	1	<b>2</b>	<b>3</b>	<b>5</b>	<b>1.5</b>	0.0	0	0	0	0
O.18.14	Hawai'i*	1	1	0	1	1	0.0	0.0	<b>1</b>	0	0	<b>1</b>
N.1.14	at Nevada*	1	1	<b>2</b>	<b>2</b>	<b>4</b>	0.5	0.0	0	<b>2</b>	0	0
N.8.14	Idaho	1	1	<b>4</b>	<b>2</b>	<b>6</b>	0.0	0.0	0	0	0	0
N.15.14	at Boise State*	1	1	<b>4</b>	<b>6</b>	<b>10</b>	0.0	0.0	0	0	0	0
N.21.14	Air Force*	1	1	1	0	1	0.0	0.0	0	1	0	0
N.29.14	San José State*	1	1	<b>4</b>	<b>2</b>	<b>6</b>	0.0	0.0	<b>1</b>	0	0	0
D.23.14	Navy#	1	1	1	1	<b>2</b>	0.0	0.0	0	0	0	0
S.5.15	San Diego	1	1	1	2	<b>3</b>	0.5	0.0	0	0	0	0
S.12.15	at California	1	1	<b>2</b>	<b>6</b>	<b>8</b>	0.0	0.0	0	0	0	0
S.19.15	South Alabama	1	1	<b>5</b>	<b>6</b>	<b>11</b>	<b>1.0</b>	0.0	0	0	0	0
S.26.15	at Penn State	1	1	<b>3</b>	<b>4</b>	<b>7</b>	0.0	0.0	0	<b>1</b>	0	0
O.3.15	Fresno State*	1	1	<b>2</b>	<b>0</b>	<b>2</b>	0.0	0.0	0	<b>1</b>	0	0
O.10.15	at Hawai'i*	1	1	1	2	<b>3</b>	0.0	0.0	0	<b>1</b>	0	0
O.17.15	at San José State*	1	1	<b>5</b>	<b>2</b>	<b>7</b>	<b>1.0</b>	0.0	0	0	<b>1</b>	0
O.23.15	Utah State*	1	1	<b>2</b>	<b>1</b>	<b>3</b>	0.0	0.0	<b>1</b>	<b>1</b>	0	0
O.31.15	at Colorado State*	1	1	<b>2</b>	<b>2</b>	<b>4</b>	0.0	0.0	<b>1</b>	0	0	0
N.14.15	Wyoming*	1	1	<b>3</b>	<b>0</b>	<b>3</b>	<b>1.0</b>	0.0	<b>1</b>	0	0	0
N.21.15	at UNLV*	1	1	1	<b>4</b>	<b>5</b>	0.0	0.0	0	0	0	<b>1</b>

**Bold indicates season high.** \* - Mountain West game. & - 2013 Famous Idaho Potato Bowl (Bronco Stadium; Boise, Idaho). # - 2014 San Diego County Credit Union Poinsettia Bowl (Qualcomm Stadium; San Diego, Calif.).

**#17 MAXWELL SMITH**

**Quarterback • Senior • 6-5 • 235 • Granada Hills, Calif. • Univ. of Kentucky**

- **At San Diego State:** Transferred from Kentucky, where he started 11 games at quarterback and played in 21 contests over three seasons ... Started three games as a true freshman in 2011 en route to being named Freshman All-SEC by the league's coaches ... Enrolled at San Diego State in January 2015 and practiced with the team in the spring season ... Graduated from Kentucky and was able to play right away ... Tall quarterback who is known for his strong arm and cerebral ways ... Has good field presence and is an accurate thrower ... Is listed as the starter for the 12th straight game this Saturday vs. Nevada ... Has just 11 interceptions over his career, which the fewest among active FBS players (min. 600 att.) ... Is also fifth among active players in interception percentage (1.6).
- **2015 (Senior):** Was listed as a "SDSU Player to Watch" by *Lindy's Sports* ... Was voted the Mountain West Top Newcomer by both Steven Lissan and Mitch Light from *Athlon Sports* ... Is 107-for-197 (54.3 pct.) for 1,485 yards, 13 touchdowns and just two interceptions in 11 starts

... Also has a 7-yard touchdown reception and a 1-yard rushing score ... Is ranked 17th in FBS (and first in the MW) in passing yards per completion (13.88) ... Has thrown 161 consecutive passes without an interception entering the Nevada game, which is the second-longest streak in FBS play ... Has 12 touchdowns over the streak of not throwing a pick ... Has the fifth-best passing efficiency (177.0) in FBS since Oct. 1 (min. 100 att.) ... Is one of six quarterbacks in FBS (one of 11 overall) with at least one rushing touchdown, one passing score and one receiving touchdown (as of Nov. 8) ... Is the only quarterback in FBS play to not throw an interception since Sept. 13 (min. 150 att.) (no other quarterback has thrown less than two over that span) ... **vs. San Diego (Sept. 5)** ... Started for the first time since Nov. 30, 2013 in the opener vs. San Diego, going 9-for-21 for 100 yards and an interception ... Also ran three times for 23 yards (7.7 avg.), including a career-long rush of 27 yards ... **at California (Sept. 12)** ... Was 10-for-19 for 136 yards, a touchdown and an interception at California ... The touchdown pass was his first as an Aztec ... Started the game 4-for-4, all on the game's opening drive, culminating with a 29-yard touchdown strike to tight end Daniel Brunskill ... **vs. South Alabama (Sept. 19)** ... Threw for 158 yards and a touchdown, completing 12 of 26 passes vs. South Alabama ... Also caught his first career pass, a 7-yard completion from wide receiver Lloyd Mills on a trick play ... Gained three yards on four attempts (0.8 avg.) ... **at Penn State (Sept. 26)** ... Was 10-for-30 for 141 yards and a touchdown at Penn State ... The touchdown was a 19-yard pass to Mikah Holder in the second quarter, which put SDSU up, 14-13 ... Also did not throw an interception for the second straight game ... **vs. Fresno State (Oct. 3)** ... Was 5-for-12 for 104 yards with two touchdowns and no interceptions for a third straight game vs. Fresno State ... Had his first multiple-passing touchdown game since Nov. 30, 2013 vs. Tennessee (while he was at Kentucky) ... **at Hawai'i (Oct. 10)** ... Was 11-for-15 for 184 yards with a touchdown and zero interceptions at Hawai'i ... The 184 yards were his most as an Aztec, as was his 198.4 passing efficiency rating ... The 58-yard touchdown pass to Eric Judge was his longest pass completion as an Aztec ... **at San José State (Oct. 17)** ... Was 10-for-14 for 144 yards with one touchdown and zero interceptions at San José State ... It was his fifth straight game without throwing an interception ... Completed his first eight passes of the game ... **vs. Utah State (Oct. 23)** ... Was 6-for-10 for 93 yards, one touchdown and zero interceptions for a sixth consecutive game vs. Utah State ... Also added his first collegiate rushing touchdown in his 29th career game ... **at Colorado State (Oct. 31)** ... Was 11-for-14 for 180 yards and a touchdown at Colorado State, not throwing an interception for a seventh straight game ... **vs. Wyoming (Nov. 14)** ... Was 12-for-19 for 138 yards, three touchdowns and zero interceptions vs. Wyoming ... He became the first Aztec with three touchdown passes since Quinn Kaehler had three vs. Idaho on Nov. 8, 2014 ... It was his third career game with three-plus touchdown passes and first since throwing three vs. Miami (OH) while at Kentucky on Sept. 7, 2013 ... It was his eighth straight game without throwing an interception ... **at UNLV (Nov. 21)** ... Finished 11-for-17 for 107 yards, one touchdown and zero interceptions at UNLV ... Also scored his second career rushing touchdown (both this year) ... Threw is 13th touchdown pass as an Aztec and now has 34 for his career ... It was his ninth straight game without throwing an interception ... Has now attempted 161 consecutive passes without throwing an interception and has 12 touchdowns over that span.

- **2011-13 (at Univ. of Kentucky):** Appeared in 21 games with 11 starts at quarterback at Kentucky from 2011-13, battling injuries along the way ... Originally signed with Kentucky in the spring of 2010, but grayshirted until January 2011 ... Was 292-for-486 (60.1 pct.) for 3,070 yards over his career, passing for 21 touchdowns against just nine interceptions ... Led UK with 1,276 passing yards and nine touchdowns with just one interception in 2013, going 105-for-183 (57.4 pct.) ... Had a great game vs. Miami (Ohio), throwing for 310 yards and three touchdowns, completing 15 of 23 attempts ... Included in the 310 yards was a 88-yard touchdown pass, the fourth longest in UK history ... Threw for 254 yards and two touchdowns against Tennessee ... Had only one interception in 183 pass attempts in 2013, which was an SEC record for lowest ratio of interceptions in a season (was broken by South Carolina's Connor Shaw that same season) ... As a sophomore in 2012, was 103-for-150 (68.7 pct.) for 975 yards and eight touchdowns before an ankle injury sidelined him for the season ... Had been averaging 322 yards per game over the three full contests he had played before the injury ... Best outing of 2012 was a 354-yard, four-touchdown effort vs. Kent State, going 30-for-39 ... Completed a career-high 37 passes vs. Western Kentucky ... Earned Freshman All-SEC honors as a true freshman in 2011, completing 84-of-153 (54.9 pct.) passes for 819 yards and four touchdowns ... Started three games, playing in eight altogether ... Was named the SEC Freshman of the Week for his play vs. Ole Miss, when he was 19-for-36 for 283 yards, two touchdowns and no interceptions ... The 283 yards set a school record for most passing yards by a true freshman ... Threw at least one touchdown in all three of his starts.
- **High School:** Played his senior season at Birmingham High School in Van Nuys, Calif. ... Threw for approximately 2,500 yards and 24 touchdowns with only two interceptions ... Named all-

West Valley Conference and to the all-city team ... Received the school's Most Valuable Senior Award, covering all sports ... Also played basketball.

- **Personal:** Born in North Hollywood, Calif. ... Son of Carl and Paige Smith ... Was originally a three-star recruit out of high school, picking Kentucky over Boise State, California, Fresno State, San Diego State, UCLA, Washington and Washington State.

**Max. Smith's Career Statistics**

\* at Univ. of Kentucky

Season	GP	GS	Passing				Rushing					
			Att.	Cmp.	Pct.	Int.	TD	Yds.	Rtg.	Att.	Yds.	TD
2011*	8	3	153	84	54.9	4	4	819	103.27	20	-109	0
2012*	4	4	150	103	68.7	4	8	975	135.53	8	-24	0
2013*	9	4	183	105	57.4	1	9	1,276	131.08	30	-92	0
2015	11	11	197	107	54.3	2	13	1,485	137.38	32	-44	2
<b>Career</b>	<b>32</b>	<b>22</b>	<b>683</b>	<b>399</b>	<b>58.4</b>	<b>11</b>	<b>34</b>	<b>4,455</b>	<b>126.42</b>	<b>90</b>	<b>-269</b>	<b>2</b>

**Career Highs:** Attempts: 60 vs. Western Kentucky (9/15/12); Completions: 37 vs. Western Kentucky (9/15/12); Passing Yards: 354 vs. Kent State (9/8/12); Long Pass: 88 vs. Miami (Ohio) (9/7/13); Passing Touchdowns: 4 vs. Kent State (9/8/12); Completion Pct. (min. 12 att.): 78.79 (26-for-33) vs. Mississippi State (10/29/11); Efficiency Rating: 221.05 vs. Miami (Ohio) (9/7/13); Carries: 8 at Penn State (9/26/15), vs. Tennessee (11/30/13); Rushing Yards: 23 vs. San Diego (9/5/15); Rushing Touchdowns: 1 at UNLV (11/21/15), vs. Utah State (10/23/15); Long Rush: 27 vs. San Diego (9/5/15); Receptions: 1 vs. South Alabama (9/19/15); Receiving Yards: 7 vs. South Alabama (9/19/15); Long Reception: 7 vs. South Alabama (9/19/15); Receiving Touchdowns: 1 vs. South Alabama.

**2015 Highs:** Attempts: 30 at Penn State (9/26/15); Completions: 12 vs. Wyoming (11/1/15), vs. South Alabama (9/19/15); Passing Yards: 184 at Hawai'i (10/10/15); Long Pass: 58 at Hawai'i (10/10/15); Passing Touchdowns: 3 vs. Wyoming (11/14/15); Completion Pct. (min. 12 att.): 78.57 (11-for-14) at Colorado State (10/31/15); Efficiency Rating: 210.14 at Colorado State (10/31/15); Carries: 8 at Penn State (9/26/15); Rushing Yards: 23 vs. San Diego (9/5/15); Rushing Touchdowns: 1 at UNLV (11/21/15), vs. Utah State (10/23/15); Long Rush: 27 vs. San Diego (9/5/15).

**Max. Smith's Career Game-by-Game**

Passing										
Date	Opponent	GP	GS	Att.	Cmp.	Pct.	Int.	TD	Yds.	Rtg.
S.1.11	Western Kentucky			--- Did Not Play ---						
S.10.11	Central Michigan			--- Did Not Play ---						
S.17.11	Louisville			--- Did Not Play ---						
S.24.11	15/15 Florida~	1	0	11	6	55.6	0	0	41	85.85
O.1.11	at 1/2 LSU~	1	0	5	1	20.0	0	0	9	35.12
O.8.11	at 18/14 South Carolina~	1	0	3	0	0.0	2	0	0	-133.33
O.22.11	Jacksonville State	1	0	0	0	0.0	0	0	0	0.00
O.29.11	Mississippi State~	1	0	33	26	78.8	0	0	174	123.08
N.5.11	Ole Miss~	1	1	36	19	52.7	0	2	283	137.14
N.12.11	at Vanderbilt~	1	1	31	15	48.3	0	1	179	107.54
N.19.11	at 13/15 Georgia~	1	1	34	17	50.0	2	1	133	80.80
N.26.11	Tennessee~			--- Did Not Play - Injured ---						
S.2.12	at 25/rv Louisville	1	1	50	35	70.0	0	2	280	130.24
S.8.12	Kent State	1	1	39	30	76.9	0	4	354	187.02
S.15.12	Western Kentucky	1	1	60	37	61.6	4	2	332	105.81
S.22.12	at 14/14 Florida~			--- Did Not Play ---						
S.29.12	6/6 South Carolina~	1	1	1	1	100.0	0	0	9	175.60
O.6.12	20/19 Mississippi State~			--- Did Not Play - Injured ---						
O.13.12	at Arkansas~			--- Did Not Play - Injured ---						
O.20.12	13/12 Georgia~			--- Did Not Play - Injured ---						
O.27.12	at Missouri~			--- Did Not Play - Injured ---						
N.3.12	Vanderbilt~			--- Did Not Play - Injured ---						
N.17.12	Samford			--- Did Not Play - Injured ---						
N.24.12	at Tennessee~			--- Did Not Play - Injured ---						
A.31.13	Western Kentucky	1	0	13	8	61.5	0	1	125	167.69
S.7.13	Miami (Ohio)	1	1	23	15	65.2	0	3	310	221.48
S.14.13	7/6 Louisville	1	1	20	9	45.0	0	0	109	90.78
S.28.13	20/19 Florida~	1	0	20	12	60.0	1	0	90	87.80
O.5.13	at 13/12 South Carolina~			--- Did Not Play ---						
O.12.13	1/1 Alabama~	1	0	16	7	43.8	0	1	76	104.28

O.24.13	at Mississippi State~	1	1	34	18	52.9	0	1	160	102.18
N.2.13	Alabama State	1	0	3	1	33.3	0	0	3	41.73
N.9.13	9/9 Missouri~			--- Did Not Play ---						
N.16.13	at Vanderbilt~			--- Did Not Play ---						
N.23.13	at Georgia~	1	0	16	10	62.5	0	1	149	161.35
N.30.13	Tennessee~	1	1	38	25	65.7	0	2	254	139.31
S.5.15	San Diego	1	1	21	9	42.9	1	0	100	73.33
S.12.15	at California	1	1	19	10	52.6	1	1	136	119.60
S.19.15	South Alabama	1	1	26	12	46.2	0	1	158	109.89
S.26.15	at Penn State	1	1	30	10	33.0	0	1	141	83.81
O.3.15	Fresno State*	1	1	15	6	41.7	0	2	104	169.47
O.10.15	at Hawai'i*	1	1	15	11	73.3	0	1	184	198.37
O.17.15	at San José State*	1	1	14	10	71.4	0	1	144	181.40
O.23.15	Utah State*	1	1	10	6	60.0	0	1	93	171.12
O.31.15	at Colorado State*	1	1	14	11	78.6	0	1	180	210.14
N.14.15	Wyoming*	1	1	19	12	63.2	0	3	138	176.27
N.21.15	at UNLV*	1	1	17	11	64.7	0	1	107	136.99

**Bold indicates season high.** ~ - SEC game. \* - Mountain West game.

**#26 MARCUS STAMPS**

**Running Back • Sophomore • 6-1 • 215 • Los Angeles, Calif. • Jefferson HS**

- **At San Diego State:** Shifty, power running back who was expected to compete for playing time after a good spring ... Has battled injuries throughout the season before hurting his knee at UNLV and is now expected to miss the rest of the season.
- **2015 (Sophomore):** Played in the first eight games and now 10 overall, rushing 16 times for 33 yards (2.1 avg.) ... Also has three tackles and a fumble recovery on special teams ... Missed the Colorado State game with an injury, but returned to play limited special teams action against Wyoming ... **vs. San Diego (Sept. 5)** ... Came off the bench against San Diego and carried one time for no gain ... Also played on all four major special teams units - kickoff, kick return, punt and punt return ... **at California (Sept. 12)** ... Also logged special teams snaps at California, and carried two times for 10 yards (5.0 avg.) ... **vs. South Alabama (Sept. 19)** ... Made two tackles (one solo) on special teams against South Alabama ... **at Penn State (Sept. 26)** ... Logged statless time off the bench at Penn State ... **vs. Fresno State (Oct. 3)** ... Also played on special teams against Fresno State, but did not record a stat ... **at Hawai'i (Oct. 10)** ... Was in the mix at Hawai'i with four carries for five yards (1.3 avg.), while adding a special teams tackle ... **at San José State (Oct. 17)** ... Carried a career-high six times for seven yards (1.2 avg.) at San José State with a long of five yards, while also logging time on special teams ... **vs. Utah State (Oct. 23)** ... Rushed two times for nine yards (4.5 avg.) vs. Utah State ... Also recovered a fumble on special teams for the first time of his career ... **at Colorado State (Oct. 31)** ... Did not travel to Colorado State because of a leg injury ... **vs. Wyoming (Nov. 14)** ... Played limited snaps on special teams against Wyoming without finding the stat sheet ... **at UNLV (Nov. 21)** ... Rushed once for two yards late at UNLV before hurting his knee on the play and missing the rest of the game.
- **2014 (Freshman):** Was named a third-team preseason all-Mountain West selection by Phil Steele, despite never playing a collegiate snap ... Saw action off the bench in all 13 games in his first playing season, mostly on special teams ... Rushed for 63 yards on just eight carries (7.9 avg.) ... Also had five tackles (three solo) on special teams ... Made his collegiate debut against Northern Arizona, carrying two times for 14 yards (7.0 avg.) off the bench ... Played on special teams at No. 21/23 North Carolina without finding the stat sheet ... Played on special teams at Oregon State ... Came off the bench on special teams against UNLV without recording a stat ... Also saw time at Fresno State, but did not record a stat ... Also played at New Mexico on special teams ... Had a big game against Hawai'i, carrying twice for a career-high 38 yards (career-best 19.0 avg.) ... Included in the 38 yards was a career-long 34-yard run and a 4-yard gain on 4th and 2 ... Logged time off the bench on special teams at Nevada ... Played again off the bench vs. Idaho, carrying one time for zero yards and making his first career tackle on special teams ... Played again on special teams at Boise State and made a tackle for the second straight game ... Carried once for two yards to give the Aztecs a first down against Air Force ... Added a special teams tackle ... Carried twice for nine yards (4.5 avg.) vs. San José State, including a long of 10 yards ... Saw time on special teams vs. Navy in the Poinsettia Bowl, posting one assisted tackle.
- **2013 (Redshirt):** Redshirted his first season at SDSU.
- **High School:** A power running back who also saw extensive time at outside linebacker for Jefferson High School ... Rushed for a combined 2,935 yards and 32 touchdowns on 261 at-

tempts (11.2 avg.), including 1,511 yards and 19 scores on 139 carries (10.9 avg.) as a senior in 2012 ... Also caught 13 passes for 287 yards (22.1 avg.) and three touchdowns over his career ... On defense, combined for 238 tackles (185 solos), 17.0 sacks, three interceptions, five forced fumbles and six fumble recoveries ... Over his three seasons, the Democrats went a combined 27-8, including three league titles and a perfect 17-0 in conference play ... Named the 2012 Southern League Offensive Player of the Year ... Also was an all-city running back and leading rusher in the Southern League and No. 2 in the Los Angeles City Section ... Earned three stars from *Rivals.com*, *Scout.com*, ESPN and *247Sports.com* ... Received a grade of 85 from 247Sports and was listed as the 62nd-best incoming running back ... ESPN gave him a scout grade of 76 and rated him at No. 83 at running back and 104th of all incoming athletes in California ... Was rated at No. 79 at safety by Scout ... Was also was a star track & field athlete in the long jump and high jump.

- **Personal:** Born May 6, 1994, in Pomona, Calif. ... Son of Valerie Robinson ... Picked San Diego State over offers from Colorado and Nevada and also received interest from UCLA and USC ... Is majoring in social science.

**Stamps' Career Statistics**

Season	GP	GS	Rushing				Receiving					
			Att.	Yds.	TD	Lg.	No.	Yds.	Avg.	TD	Lg.	
2014	13	0	8	63	0	34	0	0	0	0.0	0	0
2015	10	0	16	33	0	9	0	0	0	0.0	0	0
<b>Career</b>	<b>23</b>	<b>0</b>	<b>24</b>	<b>96</b>	<b>0</b>	<b>34</b>	<b>0</b>	<b>0</b>	<b>0</b>	<b>0.0</b>	<b>0</b>	<b>0</b>

**Career Highs:** Carries: 6 at San José State (10/17/15); Rushing Yards: 38 vs. Hawai'i (10/18/14); Long Rush: 34 vs. Hawai'i (10/18/14); Tackles: 2 vs. South Alabama (9/19/15); Fumble Recoveries: 1 vs. Utah State (10/23/15).

**2015 Highs:** Carries: 6 at San José State (10/17/15); Rushing Yards: 10 at California (9/12/15); Long Rush: 9 at California (9/12/15); Tackles: 2 vs. South Alabama (9/19/15); Fumble Recoveries: 1 vs. Utah State (10/23/15).

**Stamps' Career Game-by-Game**

Date	Opponent	GP	GS	Rushing				Receiving				
				Att.	Yds.	Avg.	TD	No.	Yds.	TD		
A.30.14	Northern Arizona	1	0	2	14	7.0	0	0	0	0	0	
S.6.14	at 21/23 No. Carolina	1	0	0	0	0.0	0	0	0	0	0	
S.20.14	at Oregon State	1	0	0	0	0.0	0	0	0	0	0	
S.27.14	UNLV*	1	0	0	0	0.0	0	0	0	0	0	
O.3.14	at Fresno State*	1	0	0	0	0.0	0	0	0	0	0	
O.10.14	at New Mexico*	1	0	0	0	0.0	0	0	0	0	0	
O.18.14	Hawai'i*	1	0	2	38	19.0	0	0	0	0	0	
N.1.14	at Nevada*	1	0	0	0	0.0	0	0	0	0	0	
N.8.14	Idaho	1	0	1	0	0.0	0	0	0	0	0	
N.15.14	at Boise State*	1	0	0	0	0.0	0	0	0	0	0	
N.21.14	Air Force*	1	0	1	2	2.0	0	0	0	0	0	
N.29.14	San José State*	1	0	2	9	4.5	0	0	0	0	0	
D.23.14	Navy#	1	0	0	0	0.0	0	0	0	0	0	
S.5.15	San Diego	1	0	1	0	0.0	0	0	0	0	0	
S.12.15	at California	1	0	2	10	5.0	0	0	0	0	0	
S.19.15	South Alabama	1	0	0	0	0.0	0	0	0	0	0	
S.26.15	at Penn State	1	0	0	0	0.0	0	0	0	0	0	
O.3.15	Fresno State*	1	0	0	0	0.0	0	0	0	0	0	
O.10.15	at Hawai'i*	1	0	4	5	1.2	0	0	0	0	0	
O.17.15	at San José State*	1	0	6	7	1.2	0	0	0	0	0	
O.23.15	Utah State*	1	0	2	9	4.5	0	0	0	0	0	
O.31.15	at Colorado State*	--- Did Not Play - Injured ---										
N.14.15	Wyoming*	1	0	0	0	0.0	0	0	0	0	0	
N.21.15	at UNLV*	1	0	1	2	2.0	0	0	0	0	0	

**Bold** indicates season high. \* - Mountain West game. # - 2014 San Diego County Credit Union Poinsettia Bowl (Qualcomm Stadium; San Diego, Calif.).

**#41 DAKOTA TURNER**

**Defensive End • Sophomore • 6-3 • 255 • Mililani, Hawaii • Mililani High**

- **At San Diego State:** Physical, athletic body, who made the move from linebacker to defensive line in the spring of 2014 ... Worked up to the backup spot at right defensive end after spring

drills, where he remained over the 2014 season and all this year ... Injured his left knee (sprained MCL, torn ACL) against Hawai'i and will miss the rest of the season.

- **2015 (Sophomore):** Has 15 tackles, four tackles for loss and a quarterback hurry on the season ... The 15 tackles are the most among all Aztecs yet to record a start (next highest is 14) ... vs. San Diego (Sept. 5) ... Came up with two assisted tackles off the bench against San Diego in the opener ... Also added a quarterback hurry ... **at California (Sept. 12) ...** Had four tackles (two solo) in a reserve role at California ... **vs. South Alabama (Sept. 19) ...** Had arguably the best game of his career vs. South Alabama, setting career highs in tackles (six) and tackles for loss (2.0) ... **at Penn State (Sept. 26) ...** Came up with an assisted tackle at Penn State in a reserve role ... **vs. Fresno State (Oct. 3) ...** Made two tackles - both solo and for a loss - vs. Fresno State ... The two tackles for loss matched a career best ... **at Hawai'i (Oct. 10) ...** Logged snaps at Hawai'i, including time on special teams, before injuring his left knee and being forced to miss the rest of the season ... **at San José State (Oct. 17) ...** Did not travel to the San José State contest ... **vs. Utah State (Oct. 23) ...** Was on the sidelines for the Utah State game, but did not play ... **at Colorado State (Oct 31) ...** Did not travel to Colorado State ... **vs. Wyoming (Nov. 14) ...** Also did not play against Wyoming ... **at UNLV (Nov. 21) ...** Did not travel to UNLV.

- **2014 (Freshman):** Logged his first career snaps in his second season (first after a redshirt last year) at SDSU ... Had 18 tackles (14 solo), including 2.5 TFL, two sacks and four quarterback hurries in 12 games on the season ... Played in the opener vs. Northern Arizona, but did not record a stat ... Was on the travel squad, but did not play at No. 21/23 North Carolina ... Made his first career tackle, a solo stop, off the bench at Oregon State ... Had a breakout game against UNLV, making two solo stops and his first career sack (and TFL) ... Also had a quarterback hurry ... Had a career-high three stops (all solo) and a quarterback hurry at Fresno State ... Had another good outing at New Mexico, making one tackle, which was a 5-yard sack (and TFL) ... Came up with one tackle off the pine against Hawai'i ... Finished with another solo stop at Nevada in a reserve role ... Tied a career high with three tackles (two solo) off the bench against Idaho with a quarterback hurry ... Made three stops (two solo) and 0.5 TFL at Boise State in another game off the bench ... Also added a quarterback hurry ... Logged snaps against Air Force without finding the stat sheet ... Tied a career high with three tackles (one solo) off the bench against San José State ... Came off the bench vs. Navy in the Poinsettia Bowl, but was left off the stat sheet.

- **2013 (Redshirt):** Redshirted his first season on The Mesa.
- **High School:** Was recruited as a linebacker after also playing as a defensive end and tight end at Mililani High School ... Helped the Trojans to a 10-3 record, including a 5-1 league mark as a senior in 2012 ... Was a first-team all-state pick as a senior ... A first-team all-league pick as a senior and second-team selection in 2011 ... Also an honorable mention all-Hawaii pick ... Was named to the Department of Defense All-America Team in 2011 ... Picked for the ESPN All-Hawaii team in 2011 ... A three-star recruit by *Scout.com*, ESPN and *247Sports.com* ... Received an 80 grade by 247Sports, and was ranked as the 73rd-best tight end in the country and eighth out of all Hawaii recruits (regardless of position) ... Was ranked the 83rd-best defensive end by Scout ... Got a scout grade of 72 by ESPN and was listed at No. 109 of all defensive ends and the 10th-best recruit in Hawaii ... Rivals had him as the ninth-best recruit in Hawaii.

- **Personal:** Born March 5, 1995, in Camp Lejeune, N.C. ... Son of Larry and Diane Turner ... Also got offers from Army and Weber State, and was shown interest by Arizona State, Colorado, Hawai'i, Nevada, New Mexico State, Oregon, SMU, Utah State, Vanderbilt, Washington and Washington State ... Is majoring in business administration with a focus on marketing.

**Turner's Career Statistics**

Season	GP	GS	UA	A	TT	TFL	Sk	Int.	PBU	FF	FR
2014	12	0	14	4	18	2.5	2.0	0	0	0	0
2015	6	0	6	9	15	4.0	0.0	0	0	0	0
<b>Career</b>	<b>18</b>	<b>0</b>	<b>20</b>	<b>13</b>	<b>33</b>	<b>6.5</b>	<b>2.0</b>	<b>0</b>	<b>0</b>	<b>0</b>	<b>0</b>

**Career Highs:** Tackles: 6 vs. South Alabama (9/19/15); Tackles For Loss: 2.0 vs. Fresno State (10/3/15), vs. South Alabama (9/19/15); Sacks: 1.0 at New Mexico (10/10/14), vs. UNLV (9/27/14).

**2015 Highs:** Tackles: 6 vs. South Alabama (9/19/15); Tackles For Loss: 2.0 vs. Fresno State (10/3/15), vs. South Alabama (9/19/15).

**Turner's Career Game-by-Game**

Date	Opponent	GP	GS	UA	A	TT	TFL	Sk.	Int.	PBU	FF	FR
A.30.14	Northern Arizona	1	0	0	0	0	0.0	0.0	0	0	0	0
S.6.14	at 21/23 No. Carolina	--- Did Not Play ---										

S.20.14	at Oregon State	1	0	1	0	1	0.0	0.0	0	0	0	0
S.27.14	UNLV*	1	0	2	0	2	1.0	1.0	0	0	0	0
O.3.14	at Fresno State*	1	0	3	0	3	0.0	0.0	0	0	0	0
O.10.14	at New Mexico*	1	0	1	0	1	1.0	1.0	0	0	0	0
O.18.14	Hawai'i*	1	0	1	0	1	0.0	0.0	0	0	0	0
N.1.14	at Nevada*	1	0	1	0	1	0.0	0.0	0	0	0	0
N.8.14	Idaho	1	0	2	1	3	0.0	0.0	0	0	0	0
N.15.14	at Boise State*	1	0	2	1	3	0.5	0.0	0	0	0	0
N.21.14	Air Force*	1	0	0	0	0	0.0	0.0	0	0	0	0
N.29.14	San José State*	1	0	1	2	3	0.0	0.0	0	0	0	0
D.23.14	Navy#	1	0	0	0	0	0.0	0.0	0	0	0	0
S.5.15	San Diego	1	0	0	2	2	0.0	0.0	0	0	0	0
S.12.15	at California	1	0	2	2	4	0.0	0.0	0	0	0	0
S.19.15	South Alabama	1	0	2	4	6	2.0	0.0	0	0	0	0
S.26.15	at Penn State	1	0	0	1	1	0.0	0.0	0	0	0	0
O.3.15	Fresno State*	1	0	2	0	2	2.0	0.0	0	0	0	0
O.10.15	at Hawai'i*	1	0	0	0	0	0.0	0.0	0	0	0	0
O.17.15	at San José State*	--- Did Not Play - Injured ---										
O.23.15	Utah State*	--- Did Not Play - Injured ---										
O.31.15	at Colorado State*	--- Did Not Play - Injured ---										
N.14.15	Wyoming*	--- Did Not Play - Injured ---										
N.21.15	at UNLV*	--- Did Not Play - Injured ---										

**Bold** indicates season high. \* - Mountain West game. # - 2014 San Diego County Credit Union Poinsettia Bowl (Qualcomm Stadium; San Diego, Calif.).

## #24 BILLY VAUGHN, JR.

**Cornerback • Sophomore • 6-1 • 180 • Los Angeles, Calif. • Dorsey HS**

- **At San Diego State:** Athletic cornerback with the ability to make the big play ... Played in the opener as a true freshman in 2013, recording two tackles and blocking a kick before an injury forced him to miss the rest of the season and redshirt ... Was a regular last year as a backup to second-team all-conference pick Damontae Kazee ... Is on the two-deep for the third time of the season this week against Nevada after missing the first six games (team suspension) ... Also excels on special teams.
- **2015 (Sophomore):** Has eight tackles in five games off the bench after missing the first six with a team suspension (violation of team rules) ... Already is tied for the team lead with six tackles on the kick return unit, despite only playing in the last five games ... vs. San Diego (Sept. 5) ... Missed the opener after being suspended for violation of team rules ... at California (Sept. 12) ... Did not travel to California ... vs. South Alabama (Sept. 19) ... Did not play vs. South Alabama ... at Penn State (Sept. 26) ... Did not make the trip to Penn State ... vs. Fresno State (Oct. 3) ... Missed the Mountain West opener vs. Fresno State ... at Hawai'i (Oct. 10) ... Did not travel to Hawai'i ... at San José State (Oct. 17) ... Made his season debut at San José State, but did not find the stat sheet ... vs. Utah State (Oct. 23) ... Had three solo tackles in a reserve role against Utah State ... at Colorado State (Oct. 31) ... Had a solo stop at Colorado State ... vs. Wyoming (Nov. 14) ... Came up with two tackles (one solo) against Wyoming ... at UNLV (Nov. 21) ... Registered two solo stops in extensive action off the bench at UNLV.
- **2014 (Freshman):** Played in all 13 games in a reserve role ... Recorded 30 tackles on the year, including 19 solo stops, to go along with three pass breakups and an interception ... Led the team lead in special teams tackles (12) and in tackles on the kickoff unit (12) ... Came off the bench in the opener vs. Northern Arizona, making one solo tackle ... Made three tackles (one solo) at No. 21/23 North Carolina ... Had two tackles (one solo) at Oregon State ... Had a solid outing off the bench against UNLV, making three stops (one solo), a career-high three pass breakups and his first career interception ... Came up with a solo tackle at Fresno State ... Made one solo stop at New Mexico ... Had a career-high four tackles (two solos) in a reserve role against Hawai'i ... Finished with two stops (one solo) at Nevada off the bench ... Made two tackles (both solo) against Idaho ... Recorded three stops (one solo) as a backup cornerback and on special teams at Boise State ... Came up with another three tackles against Air Force ... Made a solo tackle vs. San José State ... Tied a career high with four tackles (three solo) vs. Navy in the Poinsettia Bowl.
- **2013 (Redshirt):** Played in the opener as a true freshman ... Had two tackles and blocked a PAT vs. Eastern Illinois, becoming the only true frosh to log time on defense and one of only two overall to play (also Donnel Pumpfrey) ... Missed the rest of the season with an injury.
- **High School:** A cornerback who attended Dorsey High School, the same school as former line-

backer Vaness Harris ... First-team all-league honors his final two years ... Was a Semper Fidelis All-America nominee as a senior ... A three-star recruit by ESPN, and a two-star recruit by Rivals.com, Scout.com and 247Sports.com ... Received a scout grade of 79 by ESPN, and was ranked as the 42nd-best cornerback in the nation and 59th-best recruit overall in California ... Was ranked No. 151 in the country at cornerback by Scout ... Got a grade of 78 by 247Sports and was ranked No. 156 of all cornerbacks ... Took first place in the 200 and 400 meters and 4x100 and 4x400-meter relays at the Western League Championships ... The 4x400 team was second at the City Section Championships.

- **Personal:** Born Feb. 14, 1995, in Augusta, Ga. ... Son of Billy Vaughn, Sr. and Paris Watts ... Picked the Aztecs over Hawai'i, Nevada and New Mexico ... Also drew interest from Boise State, Ohio State, Oklahoma State, San José State, Syracuse and UCLA ... Is majoring in business administration with a concentration in management.

### Vaughn, Jr.'s Career Statistics

Season	GP	GS	UA	A	TT	TFL	Sk	Int.	PBU	FF	FR
2013	1	0	2	0	2	0.0	0.0	0	0	0	0
2014	13	0	19	11	30	0.0	0.0	1	3	0	0
2015	5	0	7	1	8	0.0	0.0	0	0	0	0
<b>Career</b>	<b>19</b>	<b>0</b>	<b>28</b>	<b>12</b>	<b>40</b>	<b>0.0</b>	<b>0.0</b>	<b>1</b>	<b>3</b>	<b>0</b>	<b>0</b>

**Career Highs:** Tackles: 4 vs. Navy (12/23/14), vs. Hawai'i (10/18/14); Interceptions: 1 vs. UNLV (9/27/14); Passes Broken Up: 3 vs. UNLV (9/27/14); Blocked Kicks: 1 vs. Eastern Illinois (8/31/13).

**2015 Highs:** Tackles: 3 vs. Utah State (10/23/15).

### Vaughn Jr.'s Career Game-by-Game

Date	Opponent	GP	GS	UA	A	TT	TFL	Sk	Int.	PBU	FF	FR
A.31.13	Eastern Illinois	1	0	2	0	2	0.0	0.0	0	0	0	0
S.7.13	at 3/2 Ohio State	--- Did Not Play - Injured ---										
S.21.13	Oregon State	--- Did Not Play - Injured ---										
S.28.13	at New Mexico State	--- Did Not Play - Injured ---										
O.4.13	Nevada*	--- Did Not Play - Injured ---										
O.10.13	at Air Force*	--- Did Not Play - Injured ---										
O.26.13	15/18 Fresno State*	--- Did Not Play - Injured ---										
N.2.13	New Mexico*	--- Did Not Play - Injured ---										
N.9.13	at San José State	--- Did Not Play - Injured ---										
N.16.13	at Hawai'i*	--- Did Not Play - Injured ---										
N.23.13	Boise State*	--- Did Not Play - Injured ---										
N.30.13	at UNLV*	--- Did Not Play - Injured ---										
D.21.13	vs. Buffalo&	--- Did Not Play - Injured ---										
A.30.14	Northern Arizona	1	0	1	0	1	0.0	0.0	0	0	0	0
S.6.14	at 21/23 No. Carolina	1	0	1	2	3	0.0	0.0	0	0	0	0
S.20.14	at Oregon State	1	0	1	0	1	0.0	0.0	0	0	0	0
S.27.14	UNLV*	1	0	1	2	3	0.0	0.0	1	3	0	0
O.3.14	at Fresno State*	1	0	1	0	1	0.0	0.0	0	0	0	0
O.10.14	at New Mexico*	1	0	1	0	1	0.0	0.0	0	0	0	0
O.18.14	Hawai'i*	1	0	2	2	4	0.0	0.0	0	0	0	0
N.1.14	at Nevada*	1	0	1	1	2	0.0	0.0	0	0	0	0
N.8.14	Idaho	1	0	2	0	2	0.0	0.0	0	0	0	0
N.15.14	at Boise State*	1	0	1	2	3	0.0	0.0	0	0	0	0
N.21.14	Air Force*	1	0	3	0	3	0.0	0.0	0	0	0	0
N.29.14	San José State*	1	0	1	0	1	0.0	0.0	0	0	0	0
D.23.14	Navy#	1	0	3	1	4	0.0	0.0	0	0	0	0
S.5.15	San Diego	--- Did Not Play - Team Suspension ---										
S.12.15	at California	--- Did Not Play - Team Suspension ---										
S.19.15	South Alabama	--- Did Not Play - Team Suspension ---										
S.26.15	at Penn State	--- Did Not Play - Team Suspension ---										
O.3.15	Fresno State*	--- Did Not Play - Team Suspension ---										
O.10.15	at Hawai'i*	--- Did Not Play - Team Suspension ---										
O.17.15	at San José State*	1	0	0	0	0	0.0	0.0	0	0	0	0
O.23.15	Utah State*	1	0	3	0	3	0.0	0.0	0	0	0	0
O.31.15	at Colorado State*	1	0	1	0	1	0.0	0.0	0	0	0	0
N.14.15	Wyoming*	1	0	1	1	2	0.0	0.0	0	0	0	0
N.21.15	UNLV*	1	0	2	0	2	0.0	0.0	0	0	0	0

**Bold** indicates season high. \* - Mountain West game. & - 2013 Famous Idaho Potato Bowl (Bronco

Stadium; Boise, Idaho). # - 2014 San Diego County Credit Union Poinsettia Bowl (Qualcomm Stadium; San Diego, Calif.).

#69 JORDAN WATSON

**Defensive Line • Sophomore • 6-5 • 285 • Chicago, Ill. • Hales Franciscan HS**

- **At San Diego State:** Physical, big player who will be in the mix for playing time after logging meaningful snaps as a redshirt freshman in 2014 ... Worked up to No. 2 at defensive line last year ... Was No. 2 on the depth chart this year at defensive tackle with Christian Heyward missing the first two games with an injury and then backed up Alex Barrett at right defensive end with Dakota Turner ruled out for the rest of the year with a knee injury ... Suffered a leg injury in the Utah State game, but returned to play last weekend at UNLV.
- **2015 (Sophomore):** Has played in six games on the season, making six tackles (four solo) with two quarterback hurries ... **vs. San Diego (Sept. 5)** ... Posted a career-high three tackles (two solo) in the opener vs. San Diego off the bench to go along with one quarterback hurry ... **at California (Sept. 12)** ... Made one assisted stop in a reserve role at California ... **vs. South Alabama (Sept. 19)** ... Sued up against South Alabama, but did not play ... **at Penn State (Sept. 26)** ... Also did not play at Penn State ... **vs. Fresno State (Oct. 3)** ... Did not play in the MW opener vs. Fresno State ... **at Hawai'i (Oct. 10)** ... Came in for an injured Dakota Turner at Hawai'i, but did not record a stat ... **at San José State (Oct. 17)** ... Had two tackles (both solo) at San José State in a reserve role ... **vs. Utah State (Oct. 23)** ... Played against Utah State off the bench, but missed the statsheet and left the game with an injury ... **at Colorado State (Oct. 31)** ... Missed the Colorado State game with an injury ... **vs. Wyoming (Nov. 14)** ... Was on the travel roster, but did not play vs. Wyoming ... **at UNLV (Nov. 21)** ... Logged time off the bench at UNLV without recording a stat.
- **2014 (Freshman):** Played in two games on the year, making one tackle and 0.5 tackles for loss ... Made his collegiate debut at Oregon State, making one tackle and 0.5 tackles for loss ... Logged his second career appearance vs. Air Force, but did not record a stat ... Did not play against San José State or vs. Navy in the Poinsettia Bowl, despite being second on the depth chart for the first time of the year.
- **2013 (Redshirt):** Redshirted his first year at SDSU.
- **High School:** Was co-MVP at Hales Franciscan High in Chicago as a senior in 2012 ... Was also an all-state selection ... Also a two-time all-conference pick ... Had 61 tackles as a senior in 2012, including 30 tackles for loss and 15 sacks ... Was a three-star recruit by Scout.com and a two-star pick by Rivals.com ... Was ranked as the 71st-best defensive end in this year's recruiting class by Scout ... Played basketball and was also on the track & field team.
- **Personal:** Born Feb. 22, 1995, in Chicago, Ill. ... Son of William Watson ... Picked SDSU over Eastern Michigan, Florida Atlantic and Purdue, while drawing interest from Central Michigan ... Is undecided on a major.

**Watson's Career Statistics**

Season	GP	GS	UA	A	TT	TFL	Sk	Int.	PBU	FF	FR
2014	2	0	0	1	1	0.5	0.0	0	0	0	0
2015	6	0	4	2	6	0.0	0.0	0	0	0	0
<b>Career</b>	<b>8</b>	<b>0</b>	<b>4</b>	<b>3</b>	<b>7</b>	<b>0.5</b>	<b>0.0</b>	<b>0</b>	<b>0</b>	<b>0</b>	<b>0</b>

**Career Highs:** Tackles: 3 vs. San Diego (9/5/15); Tackles For Loss: 0.5 at Oregon State (9/20/14).

**2015 Highs:** Tackles: 3 vs. San Diego (9/15/15).

**Watson's Career Game-by-Game**

Date	Opponent	GP	GS	UA	A	TT	TFL	Sk	Int.	PBU	FF	FR
A.30.14	Northern Arizona	---	---	---	---	---	---	---	---	---	---	---
S.6.14	at 21/23 No. Carolina	---	---	---	---	---	---	---	---	---	---	---
S.20.14	at Oregon State	1	0	0	1	1	0.5	0.0	0	0	0	0
S.27.14	UNLV*	---	---	---	---	---	---	---	---	---	---	---
O.3.14	at Fresno State*	---	---	---	---	---	---	---	---	---	---	---
O.10.14	at New Mexico*	---	---	---	---	---	---	---	---	---	---	---
O.18.14	Hawai'i*	---	---	---	---	---	---	---	---	---	---	---
N.1.14	at Nevada*	---	---	---	---	---	---	---	---	---	---	---
N.8.14	Idaho	---	---	---	---	---	---	---	---	---	---	---
N.15.14	at Boise State*	---	---	---	---	---	---	---	---	---	---	---
N.21.14	Air Force*	1	0	0	0	0	0.0	0.0	0	0	0	0
N.29.14	San José State*	---	---	---	---	---	---	---	---	---	---	---

D.23.14	Navy#	--- Did Not Play ---										
S.5.15	San Diego	1	0	2	1	3	0.0	0.0	0	0	0	0
S.12.15	at California	1	0	0	1	1	0.0	0.0	0	0	0	0
S.19.15	South Alabama	--- Did Not Play ---										
S.26.15	at Penn State	--- Did Not Play ---										
O.3.15	Fresno State*	--- Did Not Play ---										
O.10.15	at Hawai'i*	1	0	0	0	0	0.0	0.0	0	0	0	0
O.17.15	at San José State*	1	0	2	0	2	0.0	0.0	0	0	0	0
O.23.15	Utah State*	1	0	0	0	0	0.0	0.0	0	0	0	0
O.31.15	at Colorado State*	--- Did Not Play - Injured ---										
N.14.15	Wyoming*	--- Did Not Play - Injured ---										
N.21.15	at UNLV*	1	0	0	0	0	0.0	0.0	0	0	0	0

**Bold** indicates season high. \* - Mountain West game. # - 2014 San Diego County Credit Union Poinsettia Bowl (Qualcomm Stadium; San Diego, Calif.).

#88 DAVID WELLS

**Tight End • Sophomore • 6-5 • 255 • Clovis, Calif. • Clovis North HS**

- **At San Diego State:** Tall, big body, who has great hands ... Worked up to No. 2 at tight end for the first time of his career at Nevada in the eighth game of the 2014 season, where he has remained ever since.
- **2015 (Sophomore):** Has played in the team's only 11 games off the bench ... Has three catches for 16 yards and a tackle on special teams ... **vs. San Diego (Sept. 5)** ... Had his first career catch, a 10-yarder, in the opener vs. San Diego ... Also saw time on three special teams units - kick return, punt and PAT/field goal ... **at California (Sept. 12)** ... Played again at California, but did not record a stat ... **vs. South Alabama (Sept. 19)** ... Logged statless time against South Alabama ... **at Penn State (Sept. 26)** ... Made a tackle on special teams at Penn State ... **vs. Fresno State (Oct. 3)** ... Played again vs. Fresno State, but did not record a stat ... **at Hawai'i (Oct. 10)** ... Did not record a stat, but did play at Hawai'i ... **at San José State (Oct. 17)** ... Also did not make the stat sheet in time at San José State ... **vs. Utah State (Oct. 23)** ... Played again against Utah State, but did not record a stat ... **at Colorado State (Oct. 31)** ... Caught a 4-yard pass on 3rd and 4 early in the third quarter at Colorado State ... SDSU would eventually score a touchdown on the drive to take a 20-10 lead ... **vs. Wyoming (Nov. 14)** ... Did not record a stat in action against Wyoming ... **at UNLV (Nov. 21)** ... Made a 2-yard grab at UNLV in a reserve role.
- **2014 (Freshman):** Played in 12 of the team's 13 games, mostly on special teams, without recording a stat ... Did not play in the opener against Northern Arizona ... Made his collegiate debut at No. 21/23 North Carolina, but did not find the stat sheet ... Played again at Oregon State, vs. UNLV, at Fresno State, at New Mexico, vs. Hawai'i, at Nevada, against Idaho, at Boise State, vs. Air Force, vs. San José State and in the Poinsettia Bowl vs. Navy, all without making the stat sheet.
- **2013 (Redshirt):** Was on the travel squad early in the 2013 season, but ended up utilizing his redshirt campaign.
- **High School:** Former quarterback who switched over to tight end late in his high school career ... Helped lead Clovis North High School to a CIF Central Section Division I championship and 12-2 record in 2012, recording 60 catches for 1,188 yards (19.8 avg.) and 10 touchdowns ... Was the tight end MVP at the 2012 Five-Star Showcase in Los Angeles ... A first-team all-league pick and first-team all-Valley selection as a senior ... A three-star recruit by Rivals.com, and a two-star recruit by both Scout.com and 247Sports.com ... Among tight ends in the country, was ranked 83rd by Scout and 105th by 247Sports ... Was also a forward on the basketball team and a pitcher with the baseball squad ... Helped the basketball team to a section championship.
- **Personal:** Born May 2, 1995, in Fresno, Calif. ... Son of Bryan and Shari Wells ... Also received offers from Fresno State, Iowa State and Nevada and had interest from Colorado State, Utah and Utah State ... Is majoring in communication with a concentration in liberal arts.

**Wells' Career Statistics**

**Receiving**

Season	GP	GS	Rec.	Yds.	Avg.	Long	TD	Rec/Gm	Yds/Gm.
2014	12	0	0	0	0.0	0	0	0.0	0.0
2015	11	0	3	16	5.3	10	0	0.3	1.5
<b>Career</b>	<b>23</b>	<b>0</b>	<b>3</b>	<b>16</b>	<b>5.3</b>	<b>10</b>	<b>0</b>	<b>0.1</b>	<b>0.7</b>

**Career/2015 Highs:** Receptions: 1 at UNLV (11/21/15), at Colorado State (10/31/15), vs. San Diego (9/5/15); Receiving Yards: 10 vs. San Diego (9/5/15); Long Reception: 10 vs. San Diego (9/5/15); Tackles: 1 at Penn State (9/26/15).

**Wells' Career Game-by-Game****Receiving**

Date	Opponent	GP	GS	No.	Yds.	Avg.	Lg.	TD	TD Lengths
A.30.14	Northern Arizona	--- Did Not Play ---							
S.6.14	at 21/23 No. Carolina	1	0	0	0	0.0	0	0	
S.20.14	at Oregon State	1	0	0	0	0.0	0	0	
S.27.14	UNLV*	1	0	0	0	0.0	0	0	
O.3.14	at Fresno State*	1	0	0	0	0.0	0	0	
O.10.14	at New Mexico*	1	0	0	0	0.0	0	0	
O.18.14	Hawai'i*	1	0	0	0	0.0	0	0	
N.1.14	at Nevada*	1	0	0	0	0.0	0	0	
N.8.14	Idaho	1	0	0	0	0.0	0	0	
N.15.14	at Boise State*	1	0	0	0	0.0	0	0	
N.21.14	Air Force*	1	0	0	0	0.0	0	0	
N.29.14	San José State*	1	0	0	0	0.0	0	0	
D.23.14	Navy#	1	0	0	0	0.0	0	0	
S.5.15	San Diego	1	0	1	10	10.0	10	0	
S.12.15	at California	1	0	0	0	0.0	0	0	
S.19.15	South Alabama	1	0	0	0	0.0	0	0	
S.26.15	at Penn State	1	0	0	0	0.0	0	0	
O.3.15	Fresno State*	1	0	0	0	0.0	0	0	
O.10.15	at Hawai'i*	1	0	0	0	0.0	0	0	
O.17.15	at San José State*	1	0	0	0	0.0	0	0	
O.23.15	Utah State*	1	0	0	0	0.0	0	0	
O.31.15	at Colorado State*	1	0	1	4	4.0	4	0	
N.14.15	Wyoming*	1	0	0	0	0.0	0	0	
N.21.15	at UNLV*	1	0	1	2	2.0	2	0	

**Bold** indicates season high. \* - Mountain West game. # - 2014 San Diego County Credit Union Poinsettia Bowl (Qualcomm Stadium; San Diego, Calif.).

**#7 J.J. WHITTAKER****Cornerback • Senior • 5-10 • 180 • Oceanside, Calif. • Oceanside HS**

- **At San Diego State:** A highly touted recruit, who suffered injuries three straight years before finally playing in 2013 and starting all 13 games ... Ended up earning all-conference honors as an honorable mention pick ... Started all 13 games again in 2014, earning second-team honors ... Was granted a sixth-year by the NCAA, thanks to a waiver request, in November 2014 and is now considered a senior this year ... Is an SDSU scholar-athlete ... Has started each of the last 37 games, the longest active streak on either side of the ball ... Graduated with a criminal justice degree in May 2014 and is working on a master's degree.
- **2015 (Senior):** Was named a captain by his teammates, marking the first time an Aztec has been a captain in consecutive years since Russell Allen in 2007-08 ... Is on the Jim Thorpe Award Watch List, which does out to the top defensive back in the nation ... Also is a first-team preseason all-Mountain West pick by *Lindy's Sports* ... Also is on the second team by Phil Steele and *Athlon Sports*, while being named the "No. 7 NFL Talent in the Mountain West" by *Lindy's* ... Has 40 tackles (26 solo), three interceptions, a team-high-tying seven pass breakups, 0.5 tackles for loss and a quarterback hurry in 11 starts this season ... **vs. San Diego (Sept. 5)** ... Started for the 27th straight game in the opener vs. San Diego ... Came up with three tackles ... **at California (Sept. 12)** ... Recorded two tackles (both solo) and his sixth career interception at California ... **vs. South Alabama (Sept. 19)** ... Made five stops (three solo) and added a pass breakup vs. South Alabama ... **at Penn State (Sept. 26)** ... Put up six tackles (four solo) with a pass breakup at Penn State ... **vs. Fresno State (Oct. 3)** ... Managed three tackles (two solo) in a start vs. Fresno State ... **at Hawai'i (Oct. 10)** ... Had a good all-around game at Hawai'i, coming up with two solo stops, three pass breakups, a quarterback hurry and a 20-yard interception to seal the 28-14 SDSU victory in the fourth quarter ... **at San José State (Oct. 17)** ... Had three tackles with a pass breakup at San José State ... **vs. Utah State (Oct. 23)** ... Came up with three stops in another start vs. Utah State ... **at Colorado State (Oct. 31)** ... Had a season-high eight tackles (five solo) with 0.5 TFL and a pass breakup at Colorado State ... The eight tackles were also the second most in the game ... **vs. Wyoming (Nov. 14)** ... Came up with three solo tackles and a 10-yard interception in a start vs. Wyoming ... **at UNLV (Nov. 21)** ... Recorded two solo tackles at UNLV.
- **2014 (Junior):** Was named a second-team all-Mountain West pick by the league's coaches and media ... Received a Captain's Award at the team's banquet ... Was on the Thorpe Award

Watch List, which goes out to the nation's top defensive back ... Was named one of the team captains ... Also was named to the all-Mountain West team by the league's media, and a pre-season first-team selection by *Athlon Sports*, *Lindy's Sports*, *Phil Steele* and *Sporting News* ... Was chosen as the Best Cover Corner and a player to watch by *Lindy's* ... Started all 13 games for the second straight year ... Had 63 tackles (43 solo), six pass breakups, two interceptions for 26 yards and two tackles for loss ... Ranked third on the team with two interceptions and 43 solo stops ... **Led the team with 38 tackles on passing plays** ... Started for the 14th straight game in the opener with Northern Arizona, where he made six tackles (four solo) ... Came up with seven tackles (six solo) at No. 21/23 North Carolina ... The seven stops were tied with Na'im McGee for the second most on the team ... Had a career-high 11 tackles (eight solo) at Oregon State ... The 11 tackles tied Trey Lomax for the most of either team ... Had one solo stop in another start vs. UNLV ... Recorded two tackles and his first interception of the season (fourth of career) at Fresno State ... Made six stops (three solo) in a usual start at New Mexico ... Had four tackles (two solo) and a season-high two pass breakups vs. Hawai'i ... Came up with five tackles (four solo) at Nevada, which were tied for the third most on the team ... Had a solid outing against Idaho, making three solo tackles, a 2-yard tackle for loss and a pass breakup ... Made two tackles (one solo) and added an interception in another start at Boise State ... Returned the interception 26 yards, which set up touchdown pass from Quinn Kaehler to Daniel Brunskill, which put SDSU up 20-0 ... It was his second pick of the season and fifth of his career, including three in just two games vs. the Broncos ... Finished with six tackles (four solo) and two pass breakups in a start vs. Air Force ... Made five tackles (four solo) with a tackle for loss and a pass breakup vs. San José State ... Recorded five tackles (two solo) vs. Navy in the Poinsettia Bowl.

- **2013 (Junior):** Was named an honorable-mention all-MW pick, which was voted on by the league coaches and selected media ... Had 32 tackles (24 solos) in his first 13 career starts and games played, along with 11 pass breakups, three interceptions, a forced fumble and two tackles for loss ... **Ranked fifth in the MW with 1.08 passes defended (PBU's + INT's) per game (14 total)** ... Played his first collegiate game in the opener vs. Eastern Illinois, earning the start at left cornerback ... Finished with a solo tackle in the loss ... Started again at No. 3/2 Ohio State and had three tackles (all solo) ... Started vs. Oregon State and had five stops ... Had his first career two pass breakups and a solo tackle at New Mexico State ... Had a breakout game vs. Nevada, setting a career high with six tackles and five pass breakups ... **The five pass deflections were tied for the second most in school history and tied for the second most in a game in the country** ... Made two tackles, including his first TFL, and his first forced fumble at Air Force ... Had four tackles (three solo) and two pass breakups against No. 15/18 Fresno State ... Had five tackles, including four of the solo variety, against New Mexico ... Had two tackles at San José State and his first career interception late in the fourth quarter, which allowed SDSU to run out the clock and preserve the 34-30 win ... Started for the 10th straight game at Hawai'i without recording a stat ... Was named the Mountain West Defensive Player of the Week and a CFPA honorable mention defensive back of the week for his play against Boise State where **he had two tackles, two interceptions, including one for a touchdown, and two pass breakups** ... The 18-yard interception return for a touchdown tied the game at 21-21 ... The two interceptions in a single game are tied for a league high this season and the fourth most in the nation ... Became the first SDSU player with two interceptions in a game since Derek Largent had two against Colorado State on Oct. 12, 2012 and the first Aztec with an interception returned for a touchdown since both Leon McFadden and Eric Pinkins had one apiece at Fresno State on Sept. 29, 2012 ... Earned his 12th consecutive start at UNLV, but did not find the stat sheet ... Had one tackle, which was a 1-yard loss, vs. Buffalo in the Famous Idaho Potato Bowl.
- **2012 (Sophomore):** Missed the 2012 season after breaking his scapula in the team's fall scrimmage.
- **2011 (Freshman):** Missed the entire 2011 season with a knee injury.
- **2010 (Redshirt):** Redshirted after tearing his ACL prior to the start of fall camp.
- **High School:** A three-star recruit out of Oceanside High by *Rivals.com* and *Scout.com* ... Ranked as the 118th recruit at the athlete position nationally by *Scout.com* ... Two-time first-team all-league, all-North County and all-CIF honoree ... Posted big offensive numbers as a senior for the Pirates with 68 carries for 627 yards and five touchdowns and caught 49 balls for 770 yards and six touchdowns ... Named a member of the 2009 all-state team by *CalHSsports.com* (second team) ... As a junior, had 772 yards on 40 catches and six scores on offense and picked off six passes, while defending 20 others on defense ... Was a three-year letterwinner in basketball, earning first-team all-league honors and all-CIF honors as a senior.
- **Personal:** Born July 17, 1991, in Long Beach, Calif. ... Son of Lanie and Jerry Whittaker, Sr. ... Father, Jerry, played baseball at Oklahoma and was a second-round MLB Draft pick by the Chicago White Sox ... Chose San Diego State over scholarship offers from Arizona, Washington, Washington State and New Mexico State ... Also was looked at by Texas A&M ... Full name is

Jerry Augustus Whittaker, Jr. ... Graduated with a criminal justice degree in May 2014 and is working on a master's degree.

**Whittaker's Career Statistics**

Season	GP	GS	UA	A	TT	TFL	Sk	Int.	PBU	FF	FR
2013	13	13	24	8	32	2.0	0.0	3	11	1	0
2014	13	13	43	20	63	2.0	0.0	2	6	0	0
2015	11	11	27	13	40	0.5	0.0	3	7	0	0
<b>Career</b>	<b>37</b>	<b>37</b>	<b>94</b>	<b>41</b>	<b>135</b>	<b>4.5</b>	<b>0.0</b>	<b>8</b>	<b>24</b>	<b>1</b>	<b>0</b>

**Career Highs:** Tackles: 11 at Oregon State (9/20/14); Tackles For Loss: 1.0 vs. San José State (11/29/14), vs. Idaho (11/8/14), vs. Buffalo (12/21/13), at Air Force (10/10/13); Interceptions: 2 vs. Boise State (11/23/13); Passes Broken Up: 5 vs. Nevada (10/4/13); Forced Fumbles: 1 at Air Force (10/10/13); Defensive Touchdowns: 1 vs. Boise State (11/23/13).

**2015 Highs:** Tackles: 8 at Colorado State (10/31/15); Tackles For Loss: 0.5 at Colorado State (10/31/15); Interceptions: 1 vs. Wyoming (11/14/15), at Hawai'i (10/10/15), at California (9/12/15); Passes Broken Up: 3 at Hawai'i (10/10/15).

**Whittaker's Career Game-by-Game**

Date	Opponent	GP	GS	UA	A	TT	TFL	Sk.	Int.	PBU	FF	FR
A.31.13	Eastern Illinois	1	1	1	0	1	0.0	0.0	0	0	0	0
S.7.13	at 2/3 Ohio State	1	1	3	0	3	0.0	0.0	0	0	0	0
S.21.13	Oregon State	1	1	3	2	5	0.0	0.0	0	0	0	0
S.28.13	at New Mexico State	1	1	1	0	1	0.0	0.0	0	2	0	0
O.4.13	Nevada*	1	1	3	3	6	0.0	0.0	0	5	0	0
O.10.13	at Air Force*	1	1	2	0	2	1.0	0.0	0	0	1	0
O.26.13	15/18 Fresno State*	1	1	3	1	4	0.0	0.0	0	2	0	0
N.2.13	New Mexico*	1	1	4	1	5	0.0	0.0	0	0	0	0
N.9.13	at San José State*	1	1	1	1	2	0.0	0.0	1	0	0	0
N.16.13	at Hawai'i*	1	1	0	0	0	0.0	0.0	0	0	0	0
N.23.13	Boise State*	1	1	2	0	2	0.0	0.0	2	2	0	0
N.30.13	at UNLV*	1	1	0	0	0	0.0	0.0	0	0	0	0
D.21.13	vs. Buffalo*	1	1	1	0	1	1.0	0.0	0	0	0	0
A.30.14	Northern Arizona	1	1	4	2	6	0.0	0.0	0	0	0	0
S.6.14	at 21/23 No. Carolina	1	1	6	1	7	0.0	0.0	0	0	0	0
S.20.14	at Oregon State	1	1	8	3	11	0.0	0.0	0	0	0	0
S.27.14	UNLV*	1	1	1	0	1	0.0	0.0	0	0	0	0
O.3.14	at Fresno State*	1	1	1	1	2	0.0	0.0	1	0	0	0
O.10.14	at New Mexico*	1	1	3	3	6	0.0	0.0	0	0	0	0
O.18.14	Hawai'i*	1	1	2	2	4	0.0	0.0	0	2	0	0
N.1.14	at Nevada*	1	1	4	1	5	0.0	0.0	0	0	0	0
N.8.14	Idaho	1	1	3	0	3	1.0	0.0	0	1	0	0
N.15.14	at Boise State*	1	1	1	1	2	0.0	0.0	1	0	0	0
N.21.14	Air Force*	1	1	4	2	6	0.0	0.0	0	2	0	0
N.29.14	San José State*	1	1	4	1	5	1.0	0.0	0	1	0	0
D.23.14	Navy#	1	1	2	3	5	0.0	0.0	0	0	0	0
S.5.15	San Diego	1	1	1	2	3	0.0	0.0	0	0	0	0
S.12.15	at California	1	1	2	0	2	0.0	0.0	1	0	0	0
S.19.15	South Alabama	1	1	3	2	5	0.0	0.0	0	1	0	0
S.26.15	at Penn State	1	1	4	2	6	0.0	0.0	0	1	0	0
O.3.15	Fresno State*	1	1	2	1	3	0.0	0.0	0	0	0	0
O.10.15	at Hawai'i*	1	1	2	0	2	0.0	0.0	1	3	0	0
O.17.15	at San José State*	1	1	1	2	3	0.0	0.0	0	1	0	0
O.23.15	Utah State*	1	1	2	1	3	0.0	0.0	0	0	0	0
O.31.15	at Colorado State*	1	1	5	3	8	0.5	0.0	0	1	0	0
N.14.15	Wyoming*	1	1	2	1	3	0.0	0.0	1	0	0	0
N.21.15	at UNLV*	1	1	2	0	2	0.0	0.0	0	0	0	0

**Bold indicates season high.** \* - Mountain West game. & - 2013 - Famous Idaho Potato Bowl (Branco Stadium; Boise, Idaho). # - 2014 San Diego County Credit Union Poinsettia Bowl (Qualcomm Stadium; San Diego, Calif.).

**#43 AUSTIN WYATT-THAYER**

**Linebacker • Junior • 6-5 • 230 • Paradise, Calif. • Sierra College**

• **At San Diego State:** Big, athletic body who has worked himself into the two-deep after a

solid fall camp ... Is backing up senior captain Jake Fely at one of the two outside linebacker spots.

- **2015 (Junior):** Played in nine of the team's 11 games this year, making nine tackles (eight solo) with a quarterback hurry ... **vs. San Diego (Sept. 5)** ... Saw his first action at the Division I level against San Diego in the opener, but did not record a stat ... **at California (Sept. 12)** ... Made his first career tackle at the Division I level at California, making a solo stop ... **vs. South Alabama (Sept. 19)** ... Played statless time against South Alabama ... **at Penn State (Sept. 26)** ... Did not play at Penn State, but was on the travel squad ... **vs. Fresno State (Oct. 3)** ... Also did not play against Fresno State ... **at Hawai'i (Oct. 10)** ... Logged time at Hawai'i, but did not record a stat ... **at San José State (Oct. 17)** ... Also did not record a stat in playing time at San José State ... **vs. Utah State (Oct. 23)** ... Had a solo stop against Utah State ... **at Colorado State (Oct. 31)** ... Had a good game at Colorado State with two tackles (one solo) and a quarterback hurry ... **vs. Wyoming (Nov. 14)** ... Had two solo stops off the pine againts Wyoming ... **at UNLV (Nov. 21)** ... Had a career-high three stops (all solo) at UNLV in extended playing time with the Aztecs winning, 52-14.
- **2013-14 (at Sierra College):** Played two seasons at Sierra College in Rocklin, Calif., where he twice earned all-NorCal League honors and served as team captain ... Received first-team All-America recognition as a freshman and was an all-California Region I selection ... Finished second in the state in 2013 with 119 tackles, including 70 solo stops ... Also posted four sacks to go with one interception and one fumble recovery.
- **High School:** Won three varsity letters as a prep at Paradise High School ... Garnered all-Eastern Athletic League accolades on four occasions, including three at free safety and one at wide receiver ... Registered 101 tackles, three interceptions and 17 passes defended during his senior campaign ... Starred on offense as well, catching 30 passes for 541 yards and nine touchdowns ... Was s a three-star recruit by Rivals ... Was a three-star recruit out of high school by Rivals, 247sports and ESPN ... Also competed in basketball and track as a prep.
- **Personal:** Chose the Aztecs over the likes of Fresno State, Hawai'i, Nevada, Utah State and Wyoming, according to official offers from Rivals ... Is majoring in psychology.

**Wyatt-Thayer's Career Statistics**

Season	GP	GS	UA	A	TT	TFL	Sk	Int.	PBU	FF	FR
2015	9	0	8	1	4	0.0	0.0	0	0	0	0
<b>Career</b>	<b>9</b>	<b>0</b>	<b>8</b>	<b>1</b>	<b>4</b>	<b>0.0</b>	<b>0.0</b>	<b>0</b>	<b>0</b>	<b>0</b>	<b>0</b>

**Career/2015 Highs:** Tackles: 3 at UNLV (11/21/15).

**Wyatt-Thayer's Career Game-by-Game**

Date	Opponent	GP	GS	UA	A	TT	TFL	Sk.	Int.	PBU	FF	FR
S.5.15	San Diego	1	0	0	0	0	0.0	0.0	0	0	0	0
S.12.15	at California	1	0	1	0	1	0.0	0.0	0	0	0	0
S.19.15	South Alabama	1	0	0	0	0	0.0	0.0	0	0	0	0
S.26.15	at Penn State						---	---	---	---	---	---
O.3.15	Fresno State*						---	---	---	---	---	---
O.10.15	at Hawai'i*	1	0	0	0	0	0.0	0.0	0	0	0	0
O.17.15	at San José State*	1	0	0	0	0	0.0	0.0	0	0	0	0
O.23.15	Utah State*	1	0	1	0	1	0.0	0.0	0	0	0	0
O.31.15	at Colorado State*	1	0	1	1	2	0.0	0.0	0	0	0	0
N.14.15	Wyoming*	1	0	2	0	2	0.0	0.0	0	0	0	0
N.21.15	at UNLV*	1	0	3	0	3	0.0	0.0	0	0	0	0

**Bold indicates season high.** \* - Mountain West game.



# SAN DIEGO STATE, 2015 STATISTICS

Overall: 8-3

MW: 7-0

Home: 4-1

Road: 4-2

## 2015 Schedule & Results

Date	Opponent	TV	Site	Time/Result	Attend.	Top SDSU Rusher	Top SDSU Passer	Top SDSU Receiver	Top SDSU Tackler
Sept. 5	San Diego	MWN / CI	San Diego	W, 37-3	48,785	Price (10-66-0)	Mx. Smith (9-21-1, 100)	Penny (2-39-0)	Munson (10)
Sept. 12	at California	Pac-12	Berkeley, Calif.	L, 7-35	50,830	Pumphrey (21-85-0)	Mx. Smith (10-19-1, 136)	Holder (3-27-0)	Fely (11)
Sept. 19	South Alabama	MWN / CI	San Diego	L, 27-34 (ot)	18,194	Pumphrey (28-102-1)	Mx. Smith (12-26-0, 158)	Pumphrey (5-55-0)	Kazee/McGee/Mk. Smith (11)
Sept. 26	at Penn State	B10NW	University Park, Pa.	L, 21-37	95,107	Pumphrey (18-56-1)	Mx. Smith (10-30-0, 141)	Pumphrey (5-53-0)	Fely (10)
Oct. 3	Fresno State*	CBSSN	San Diego	W, 21-7	29,996	Price (27-151-0)	Mx. Smith (5-12-0, 104)	Penny (2-48-1)	Barrett (7)
Oct. 10	at Hawai'i*	TWCN	Honolulu, Hawaii	W, 28-14	25,643	Pumphrey (30-148-3)	Mx. Smith (11-15-0, 184)	Judge (4-92-1)	Munson (12)
Oct. 17	at San José State*	ESPNU	San José, Calif.	W, 30-7	16,339	Pumphrey (20-152-1)	Mx. Smith (10-14-0, 144)	Pumphrey (3-55-1)	Munson (10)
Oct. 23	Utah State*	ESPN2	San Diego	W, 48-14	25,898	Pumphrey (23-181-2)	Mx. Smith (6-10-0, 93)	Hazely (3-35-0)	McGee (10)
Oct. 31	at Colorado State*	CBSSN	Fort Collins, Colo.	W, 41-17	18,125	Pumphrey (20-121-2)	Mx. Smith (11-14-0, 180)	Holder (2-72-0)	Whittaker (8)
Nov. 14	Wyoming*	CBSSN	San Diego	W, 38-3	36,688	Price (17-152-2)	Mx. Smith (12-19-0, 138)	Holder (3-36-2)	Munson (7)
Nov. 21	at UNLV*	CBSSN	Las Vegas, Nev.	W, 52-14	14,738	Pumphrey (14-139-2)	Mx. Smith (11-17-0, 107)	Price (2-30-1)	Munson (8)
Nov. 28	Nevada*	ESPN2	San Diego	7:45 p.m. PT	--	--	--	--	--
Dec. 5	vs. Air Force^	ESPN2	TBD	4:30 p.m. PT	--	--	--	--	--

Rankings listed (AP/USA Today). \* - Mountain West Game. ^ - Mountain West Championship Game

### TEAM STATISTICS

	SDSU	OPP
<b>SCORING</b>	<b>350</b>	<b>185</b>
Points Per Game	31.8	16.8
Points Off Turnovers	99	49
<b>FIRST DOWNS</b>	<b>204</b>	<b>181</b>
Rushing	116	65
Passing	69	84
Penalty	19	32
<b>RUSHING YARDAGE</b>	<b>2508</b>	<b>1105</b>
Yards gained rushing	1427	1427
Yards lost rushing	220	322
Rushing Attempts	522	373
Average Per Rush	4.8	3.0
Average Per Game	228.0	100.5
TDs Rushing	24	8
<b>PASSING YARDAGE</b>	<b>1568</b>	<b>2035</b>
Comp-Att-Int	114-214-3	168-316-18
Average Per Pass	7.3	6.4
Average Per Catch	13.8	12.1
Average Per Game	142.5	185.0
TDs Passing	14	14
<b>TOTAL OFFENSE</b>	<b>4076</b>	<b>3140</b>
Total Plays	736	689
Average Per Play	5.5	4.6
Average Per Game	370.5	285.5
<b>KICK RETURNS: #-Yards</b>	<b>25-727</b>	<b>42-958</b>
<b>PUNT RETURNS: #-Yards</b>	<b>21-223</b>	<b>16-99</b>
<b>INT RETURNS: #-Yards</b>	<b>18-251</b>	<b>3-0</b>
<b>KICK RETURN AVERAGE</b>	<b>29.1</b>	<b>22.8</b>
<b>PUNT RETURN AVERAGE</b>	<b>10.6</b>	<b>6.2</b>
<b>INT RETURN AVERAGE</b>	<b>13.9</b>	<b>0.0</b>
<b>FUMBLES-LOST</b>	<b>15-8</b>	<b>20-10</b>
<b>PENALTIES-Yards</b>	<b>73-688</b>	<b>55-455</b>
Average Per Game	62.5	41.4
<b>PUNTS-Yards</b>	<b>62-2532</b>	<b>69-2890</b>
Average Per Punt	40.8	41.9
Net punt average	37.6	37.5
<b>KICKOFFS-Yards</b>	<b>67-4239</b>	<b>39-2280</b>
Average Per Kick	63.3	58.5
Net kick average	41.1	34.1
<b>TIME OF POSSESSION/Game</b>	<b>32:27</b>	<b>27:16</b>
<b>3RD-DOWN Conversions</b>	<b>65/161</b>	<b>43/152</b>
3rd-Down Pct	40%	28%
<b>4TH-DOWN Conversions</b>	<b>5/7</b>	<b>9/17</b>
4th-Down Pct	71%	53%
<b>SACKS BY-Yards</b>	<b>29-178</b>	<b>19-118</b>
<b>MISC YARDS</b>	<b>0</b>	<b>0</b>
<b>TOUCHDOWNS SCORED</b>	<b>44</b>	<b>23</b>
<b>FIELD GOALS-ATTEMPTS</b>	<b>14-18</b>	<b>8-12</b>
<b>ON-SIDE KICKS</b>	<b>0-0</b>	<b>0-1</b>
<b>RED-ZONE SCORES</b>	<b>(32-34) 94%</b>	<b>(21-26) 81%</b>
<b>RED-ZONE TOUCHDOWNS</b>	<b>(22-34) 65%</b>	<b>(16-26) 62%</b>
<b>PAT-ATTEMPTS</b>	<b>(44-44) 100%</b>	<b>(23-23) 100%</b>
<b>ATTENDANCE</b>	<b>159561</b>	<b>223682</b>
Games/Avg Per Game	5/31912	6/37280
Neutral Site Games		0/0
<b>SCORE BY QUARTER</b>	<b>1st 2nd 3rd 4th OT Total</b>	
San Diego State	108 94 68 80 0 350	
Opponents	20 69 52 37 7 185	

### RUSHING

Player	G	Att.	Gain	Loss	Net	Avg.	TD	Long	YPG	100+	Hi Gm
PUMPHREY, Donnel	11	245	1379	69	1310	5.3	14	64	119.1	8	181
PRICE, Chase	11	140	782	5	777	5.6	5	56	70.6	2	152
PENNY, Rashaad	11	51	311	9	302	5.9	2	55	27.5	0	81
GORDON, Dakota	11	28	151	7	144	5.1	1	46	13.1	0	50
STAMPS, Marcus	10	16	38	5	33	2.1	0	9	3.3	0	10
HOLDER, Mikah	11	1	8	0	8	8.0	0	8	0.7	0	8
CHAPMAN, Christian	6	1	0	9	-9	-9.0	0	0	-1.5	0	-9
TEAM	8	8	0	13	-13	-1.6	0	0	-1.6	0	-2
SMITH, Maxwell	11	32	59	103	-44	-1.4	2	27	-4.0	0	23
<b>SDSU TOTALS</b>	<b>11</b>	<b>522</b>	<b>2728</b>	<b>220</b>	<b>2508</b>	<b>4.8</b>	<b>24</b>	<b>64</b>	<b>228.0</b>	<b>10</b>	<b>181</b>
<b>OPPONENTS</b>	<b>11</b>	<b>373</b>	<b>1427</b>	<b>322</b>	<b>1105</b>	<b>3.0</b>	<b>8</b>	<b>74</b>	<b>100.5</b>	<b>1</b>	<b>142</b>

### PASSING

Player	G	Effic.	Cmp.	Att.	Int.	Pct.	Yds.	TD	Long	YPG
SMITH, Maxwell	11	137.38	107	197	2	54.3	1485	13	58	135.0
CHAPMAN, Christian	6	69.23	6	15	1	40.0	76	0	32	12.7
TEAM	8	0.00	0	1	0	0.0	0	0	0	0.0
MILLS, Lloyd	8	488.80	1	1	0	100.0	7	1	7	0.9
<b>SDSU TOTALS</b>	<b>11</b>	<b>133.60</b>	<b>114</b>	<b>214</b>	<b>3</b>	<b>53.3</b>	<b>1568</b>	<b>14</b>	<b>58</b>	<b>142.5</b>
<b>OPPONENTS</b>	<b>11</b>	<b>110.49</b>	<b>168</b>	<b>316</b>	<b>18</b>	<b>53.2</b>	<b>2035</b>	<b>14</b>	<b>75</b>	<b>185.0</b>

### RECEIVING

Player	G	No.	Yds.	Avg.	TD	Long	YPG	100+	Hi Re.	Hi Yd.
PUMPHREY, Donnel	11	24	325	13.5	2	38	29.5	0	5	55
HOLDER, Mikah	11	21	356	17.0	5	43	32.4	0	4	78
JUDGE, Eric	11	14	283	20.2	2	58	25.7	0	4	92
HAZEY, Jemond	10	14	154	11.0	0	26	15.4	0	3	36
BRUNSKILL, Daniel	11	10	112	11.2	2	29	10.2	0	2	37
GORDON, Dakota	11	8	109	13.6	0	34	9.9	0	2	34
PRICE, Chase	11	8	86	10.8	1	17	7.8	0	2	30
PENNY, Rashaad	11	6	92	15.3	1	33	8.4	0	2	48
WELLS, David	11	3	16	5.3	0	10	1.5	0	1	10
FAVREAU, Chase	11	2	16	8.0	0	11	1.5	0	1	11
SMITH, Maxwell	11	1	7	7.0	1	7	0.6	0	1	7
ANDERSON, Curtis	4	1	6	6.0	0	6	1.5	0	1	6
MILLS, Lloyd	8	1	6	6.0	0	6	0.8	0	1	6
CUMBERLANDER, Christian	11	1	0	0.0	0	0	0.0	0	1	0
<b>SDSU TOTALS</b>	<b>11</b>	<b>114</b>	<b>1568</b>	<b>13.8</b>	<b>14</b>	<b>58</b>	<b>142.5</b>	<b>0</b>	<b>5</b>	<b>92</b>
<b>OPPONENTS</b>	<b>11</b>	<b>168</b>	<b>2035</b>	<b>12.1</b>	<b>14</b>	<b>75</b>	<b>185.0</b>	<b>3</b>	<b>8</b>	<b>164</b>

### SCORING

Player	TD	FGs	PATs				Safety	Points
			Kick	Rush	Rcv.	Pass		
PUMPHREY, Donnel	16	0-0	0-0	0-0	0	0-0	0	96
HAGEMAN, Donny	0	14-18	44-44	0-0	0	0-0	0	86
PRICE, Chase	6	0-0	0-0	0-0	0	0-0	0	36
HOLDER, Mikah	5	0-0	0-0	0-0	0	0-0	0	30
PENNY, Rashaad	5	0-0	0-0	0-0	0	0-0	0	30
SMITH, Maxwell	3	0-0	0-0	0-0	0	0-0	0	18
KAZEE, Damontae	2	0-0	0-0	0-0	0	0-0	0	12
BRUNSKILL, Daniel	2	0-0	0-0	0-0	0	0-0	0	12
JUDGE, Eric	2	0-0	0-0	0-0	0	0-0	0	12
MUNSON, Calvin	2	0-0	0-0	0-0	0	0-0	0	12
GORDON, Dakota	1	0-0	0-0	0-0	0	0-0	0	6
<b>SDSU TOTALS</b>	<b>44</b>	<b>14-18</b>	<b>44-44</b>	<b>0-0</b>	<b>0</b>	<b>0-0</b>	<b>0</b>	<b>350</b>
<b>OPPONENTS</b>	<b>23</b>	<b>8-12</b>	<b>23-23</b>	<b>0-0</b>	<b>0</b>	<b>0-0</b>	<b>0</b>	<b>185</b>

# SAN DIEGO STATE, 2015 STATISTICS, cont.

PUNT RETURNS						
Player	No.	Yards	Avg.	TD	Long	
MILLS, Lloyd	15	143	9.5	0	57	
KAZEE, Damontae	4	75	18.8	1	66	
HOLDER, Mikah	2	5	2.5	0	5	
<b>SDSU TOTALS</b>	<b>21</b>	<b>223</b>	<b>10.6</b>	<b>1</b>	<b>66</b>	
<b>OPPONENTS</b>	<b>16</b>	<b>99</b>	<b>6.2</b>	<b>0</b>	<b>19</b>	

KICKOFF RETURNS						
Player	No.	Yards	Avg.	TD	Long	
PENNY, Rashaad	18	599	33.3	2	100	
PRICE, Chase	7	128	18.3	0	29	
<b>SDSU TOTALS</b>	<b>25</b>	<b>727</b>	<b>29.1</b>	<b>2</b>	<b>100</b>	
<b>OPPONENTS</b>	<b>42</b>	<b>958</b>	<b>22.8</b>	<b>0</b>	<b>42</b>	

INTERCEPTION RETURNS						
Player	No.	Yards	Avg.	TD	Long	
KAZEE, Damontae	6	48	8.0	1	55	
SMITH, Malik	3	18	6.0	0	10	
WHITTAKER, J.J.	3	30	10.0	0	20	
MUNSON, Calvin	2	86	43.0	2	67	
BARRETT, Alex	1	10	10.0	0	10	
KELLY, Kameron	1	16	16.0	0	16	
<b>SDSU TOTALS</b>	<b>18</b>	<b>251</b>	<b>13.9</b>	<b>3</b>	<b>67</b>	
<b>OPPONENTS</b>	<b>3</b>	<b>0</b>	<b>0.0</b>	<b>0</b>	<b>0</b>	

FUMBLE RETURNS						
Player	No.	Yards	Avg.	TD	Long	
SANCHEZ, Jon	1	15	15.0	0	15	
SMITH, Malik	1	-10	-10.0	0	0	
MUNSON, Calvin	1	3	3.0	0	3	
<b>SDSU TOTALS</b>	<b>3</b>	<b>8</b>	<b>2.7</b>	<b>0</b>	<b>15</b>	
<b>OPPONENTS</b>	<b>3</b>	<b>76</b>	<b>25.3</b>	<b>1</b>	<b>71</b>	

PUNTING										
Player	No.	Yds.	Avg.	Lg.	TB	120	50+	Blk.	(NET)	
									Yds.	Avg.
BLAIN, Tanner	62	2532	40.8	63	5	21	7	0	2333	37.6
<b>SDSU TOTALS</b>	<b>62</b>	<b>2532</b>	<b>40.8</b>	<b>63</b>	<b>5</b>	<b>21</b>	<b>7</b>	<b>0</b>	<b>2333</b>	<b>37.6</b>
<b>OPPONENTS</b>	<b>69</b>	<b>2890</b>	<b>41.9</b>	<b>63</b>	<b>4</b>	<b>15</b>	<b>20</b>	<b>0</b>	<b>2587</b>	<b>37.5</b>

FIELD GOALS										
Player	FGM-A	Pct.	1-19	20-29	30-39	40-49	50+	Lg.	(NET)	
									Yds.	Avg.
HAGEMAN, Donny	14-18	77.8	0-0	5-5	5-6	2-4	2-3	54		
USD: 33g, 36g, 37g; CAL: none; USA: 40g, 54g, 41wr; PSU: none; FS: 50wl, 42wl; UH: none; SJSU: 31g, 25g, 39g; USU: 41g, 21g, 36wl; CSU: 20g, 54g; WYO: 26g; UNLV: 29g										
<b>SDSU TOTALS</b>	<b>14-18</b>	<b>77.8</b>	<b>0-0</b>	<b>5-5</b>	<b>5-6</b>	<b>2-4</b>	<b>2-3</b>	<b>54</b>		
<b>OPPONENTS</b>	<b>8-12</b>	<b>66.7</b>	<b>0-0</b>	<b>4-4</b>	<b>2-4</b>	<b>2-3</b>	<b>0-1</b>	<b>46</b>		

KICKOFFS										
Player	No.	Yds.	Avg.	TB	OB	Ret.	(NET)			
							Yds.	Avg.	Ret.	
HAGEMAN, Donny	67	4239	63.3	21	4	958	2756	41.1		
<b>SDSU TOTALS</b>	<b>67</b>	<b>4239</b>	<b>63.3</b>	<b>21</b>	<b>4</b>	<b>958</b>	<b>2756</b>	<b>41.1</b>		
<b>OPPONENTS</b>	<b>39</b>	<b>2280</b>	<b>58.5</b>	<b>9</b>	<b>3</b>	<b>727</b>	<b>1328</b>	<b>34.1</b>		

## TOTAL OFFENSE

Player	G	Plays	Rush	Pass	Total	YPG
SMITH, Maxwell	11	229	-44	1485	1441	131.0
PUMPHREY, Donnel	11	245	1310	0	1310	119.1
PRICE, Chase	11	140	777	0	777	70.6
PENNY, Rashaad	11	51	302	0	302	27.5
GORDON, Dakota	11	28	144	0	144	13.1
CHAPMAN, Christian	6	16	-9	76	67	11.2
STAMPS, Marcus	10	16	33	0	33	3.3
HOLDER, Mikah	11	1	8	0	8	0.7
MILLS, Lloyd	8	1	0	7	7	0.9
TEAM	8	9	-13	0	-13	-1.6
<b>SDSU TOTALS</b>	<b>11</b>	<b>736</b>	<b>2508</b>	<b>1568</b>	<b>4076</b>	<b>370.5</b>
<b>OPPONENTS</b>	<b>11</b>	<b>689</b>	<b>1105</b>	<b>2035</b>	<b>3140</b>	<b>285.5</b>

## ALL-PURPOSE YARDAGE

Player	G	Rush	Rec.	PR	KOR	IR	Total	YPG
PUMPHREY, Donnel	11	1310	325	0	0	0	1635	148.6
PENNY, Rashaad	11	302	92	0	599	0	993	90.3
PRICE, Chase	11	777	86	0	128	0	991	90.1
HOLDER, Mikah	11	8	356	5	0	0	369	33.5
JUDGE, Eric	11	0	283	0	0	0	283	25.7
GORDON, Dakota	11	144	109	0	0	0	253	23.0
HAZELY, Jemond	10	0	154	0	0	0	154	15.4
MILLS, Lloyd	8	0	6	143	0	0	149	18.6
KAZEE, Damontae	11	0	0	75	0	48	123	11.2
BRUNSKILL, Daniel	11	0	112	0	0	0	112	10.2
MUNSON, Calvin	11	0	0	0	0	86	86	7.8
STAMPS, Marcus	10	33	0	0	0	0	33	3.3
KELLY, Kameron	10	0	0	0	0	31	31	3.1
WHITTAKER, J.J.	11	0	0	0	0	30	30	2.7
BALDWIN, Parker	11	0	0	0	0	28	28	2.5
SMITH, Malik	11	0	0	0	0	18	18	1.6
FAVREAU, Chase	11	0	16	0	0	0	16	1.5
WELLS, David	11	0	16	0	0	0	16	1.5
BARRETT, Alex	11	0	0	0	0	10	10	0.9
ANDERSON, Curtis	4	0	6	0	0	0	6	1.5
CHAPMAN, Christian	6	-9	0	0	0	0	-9	-1.5
TEAM	8	-13	0	0	0	0	-13	-1.6
SMITH, Maxwell	11	-44	7	0	0	0	-37	-3.4
<b>SDSU TOTALS</b>	<b>11</b>	<b>2508</b>	<b>1568</b>	<b>223</b>	<b>727</b>	<b>251</b>	<b>5277</b>	<b>479.7</b>
<b>OPPONENTS</b>	<b>11</b>	<b>1105</b>	<b>2035</b>	<b>99</b>	<b>958</b>	<b>0</b>	<b>4197</b>	<b>381.5</b>

BLAIN PUNT-BY-PUNT ON PAGE 79 -->

# SAN DIEGO STATE, 2015 STATISTICS, cont.

## DEFENSIVE

Player	GP	-----Tackles-----				TFL/Yds.	[--Sacks--] No.-Yards	[-----Pass Def-----]			[-----Fumbles-----]			Blk Kick	Saf.
		Solo	Ast.	Total				Int.-Yds	BrUp	QBH	Rcv.-Yds	FF			
MUNSON, Calvin	11	30	45	75	12.5-72	8.5-65	2-86	2	6	2-3	2	.	.		
FELY, Jake	10	29	35	64	8.0-25	1.5-12	.	1	4	.	2	.	.		
KAZEE, Damontae	11	48	14	62	3.5-6	.	6-48	6	.	.	2	.	.		
MCGEE, Na'im	11	32	29	61	3.0-8	1.0-4	.	7	.	.	.	.	.		
SMITH, Malik	11	27	29	56	3.5-9	.	3-18	4	1	1-10	1	.	.		
BARRETT, Alex	11	27	18	45	11.5-41	4.5-24	1-10	1	4	.	1	.	.		
KELLY, Kameron	10	25	16	41	2.0-3	.	2-31	3	.	.	.	.	.		
WHITTAKER, J.J.	11	26	14	40	0.5-1	.	3-30	7	1	.	.	.	.		
SANCHEZ, Jon	11	20	16	36	8.0-30	5.5-25	.	1	3	2-15	.	.	.		
DUNN, Ryan	11	15	21	36	4.0-7	.	.	.	2	.	.	.	.		
HEYWARD, Christian	9	11	17	28	5.5-18	2.0-9	.	1	4	1-0	1	.	.		
HALL, Noble	11	8	12	20	6.0-11	0.5-4	.	1	4	.	1	.	.		
RICKS, Randy	6	6	9	15	3.5-20	1.5-14	.	4	4	.	1	.	.		
TURNER, Dakota	6	6	9	15	4.0-9	.	.	.	1	.	.	.	.		
ROMAIN, Pierre	11	7	7	14	.	.	.	1	.	.	.	.	.		
BALDWIN, Parker	11	8	5	13	.	.	1-28	.	.	.	1	.	.		
KELLEY, Kyle	11	6	5	11	4.5-18	3.0-15	.	1	5	.	.	1	.		
LAKALAKA, Ronle	8	4	5	9	.	.	.	.	.	.	.	.	.		
WYATT-THAYER, Austin	9	8	1	9	.	.	.	.	1	.	.	.	.		
VAUGHN, Billy	5	7	1	8	.	.	.	.	.	.	.	.	.		
MATHIS, Kendrick	11	5	3	8	.	.	.	1	.	.	.	.	.		
WATSON, Jordan	6	4	2	6	.	.	.	.	2	.	.	.	.		
PENNY, Rashaad	11	3	2	5	.	.	.	.	.	.	.	.	.		
WALCOTT, Kevin	5	4	1	5	.	.	.	.	.	.	.	.	.		
MONTGOMERY, Kal	11	3	2	5	.	.	.	1	.	.	.	.	.		
BUSSEY, Luke	11	3	1	4	.	.	.	.	.	1-0	.	.	.		
LOMAX, Trey	4	2	2	4	1.0-2	.	.	.	.	1-0	.	.	.		
MORRIS, Tyler	11	2	1	3	1.0-1	.	.	.	1	.	.	.	.		
HAGEMAN, Donny	11	3	.	3	.	.	.	.	.	.	.	.	.		
STAMPS, Marcus	10	1	2	3	.	.	.	.	.	1-0	.	.	.		
HENDERSON, Jay	6	2	1	3	.	.	.	.	.	.	.	.	.		
ROCHELIN, Julia	10	2	.	2	1.0-6	1.0-6	.	.	.	.	.	.	.		
WELLS, David	11	1	.	1	.	.	.	.	.	.	.	.	.		
JUDGE, Eric	11	1	.	1	.	.	.	.	.	.	.	.	.		
BABIASH, Derek	4	1	.	1	.	.	.	3	.	.	.	.	.		
OVERBAUGH, Jeff	11	.	1	1	.	.	.	.	.	1-0	.	.	.		
<b>SDSU TOTALS</b>	<b>11</b>	<b>387</b>	<b>326</b>	<b>713</b>	<b>83-287</b>	<b>29-178</b>	<b>18-251</b>	<b>45</b>	<b>43</b>	<b>10-8</b>	<b>12</b>	<b>1</b>	<b>.</b>		
<b>OPPONENTS</b>	<b>11</b>	<b>428</b>	<b>381</b>	<b>809</b>	<b>59.0-204</b>	<b>19-118</b>	<b>3-0</b>	<b>29</b>	<b>34</b>	<b>8-76</b>	<b>7</b>	<b>.</b>	<b>.</b>		

## GAME SUMMARIES

Game	Score	Score By Quarters					First Downs				Rushing			Passing			Total Off.		Return	Punting	Fumbles	Pen.	Third	Avg.	ToP
		1	2	3	4	OT	Tot	Ru	Pa	Pn	Att	Yards	TD	C-A-1	Yards	TD	Att	Yards							
San Diego	3	0	3	0	0	-	13	5	6	2	38	79	0	13-27-5	109	0	65	188	115	7-35.7	1-1	4-30	4-16	USD 24	34:39
at SDSU	37	14	6	7	7	-	15	10	5	0	36	166	1	11-23-1	139	0	59	305	175	5-44.4	1-0	8-58	6-14	SDSU 39	25:21
at California	35	0	14	14	7	-	24	10	10	4	36	134	2	17-25-1	321	3	65	485	36	6-39.8	0-0	5-50	2-10	CAL23	25:50
SDSU	7	7	0	0	0	-	16	7	9	0	43	152	0	14-32-2	173	1	75	325	124	9-40.6	0-0	12-136	9-20	SD32	34:10
South Alabama	34	3	7	7	10	7	23	9	12	2	47	241	2	18-36-0	270	2	83	511	76	7-44.9	3-0	5-22	9-20	USA24	34:55
at SDSU	27	0	17	3	7	0	14	6	7	1	38	140	1	13-27-0	165	2	65	305	178	6-46.8	3-1	4-35	5-16	SDSU37	27:05
at Penn State	37	10	17	0	10	-	19	2	14	3	34	72	0	22-36-0	328	3	70	400	186	7-42.0	1-1	5-37	4-15	PS35	34:34
SDSU	21	7	7	7	0	-	13	5	7	1	34	101	1	10-29-0	141	1	63	242	132	8-39.1	4-3	4-32	5-17	SD34	25:26
Fresno State	7	0	0	0	0	-	6	3	2	1	22	12	0	12-25-0	77	1	47	89	26	10-42.5	0-0	6-47	0-12	FS30	22:39
at SDSU*	21	7	0	7	7	-	19	16	2	1	60	305	1	5-12-0	104	2	72	409	47	6-38.8	1-1	5-50	8-18	SD29	37:21
at Hawai'i*	14	0	7	7	0	-	14	4	6	4	28	53	2	19-39-2	198	0	67	251	164	8-47.9	3-1	4-30	5-16	UH28	23:43
SDSU	28	14	7	0	7	-	19	8	8	3	57	218	3	11-15-0	184	1	72	402	109	9-42.1	3-1	11-70	5-16	SD28	36:17
at San Jose St.*	7	0	7	0	0	-	14	6	5	3	35	35	1	14-24-2	113	0	59	148	48	4-40.0	2-0	4-29	5-13	SI20	25:33
SDSU	30	7	10	13	0	-	23	15	6	2	48	233	2	10-14-0	144	1	62	377	42	3-39.3	0-0	9-76	3-11	SD41	34:27
Utah State	14	0	7	7	0	-	16	8	4	4	36	144	2	9-20-1	95	0	56	239	95	6-43.3	4-3	5-55	3-11	US28	22:45
at SDSU*	48	17	17	0	14	-	19	12	4	3	61	336	5	6-10-0	93	0	71	429	51	5-35.8	0-0	6-60	8-16	SD39	37:15
at Colorado State*	17	7	3	0	7	-	22	8	10	4	33	163	0	17-28-3	205	2	61	368	35	4-48.0	1-1	7-78	5-12	CS25	27:08
SDSU	41	7	6	14	14	-	21	9	9	3	47	276	3	11-14-0	180	1	61	456	141	4-43.3	1-0	5-61	4-11	SD22	32:52
Wyoming	3	0	0	0	3	-	12	5	5	2	32	62	0	9-21-2	129	0	53	191	118	7-36.6	1-1	7-63	1-13	WY25	25:15
at SDSU*	38	14	7	3	14	-	25	17	4	4	53	293	2	12-19-0	138	3	72	431	80	3-41.0	2-2	3-40	7-12	SD33	34:45
at UNLV*	14	0	0	7	7	-	18	5	10	3	32	80	0	18-35-2	190	0	67	270	229	4-37.0	3-2	3-40	5-14	LV29	27:04
SDSU	52	14	17	14	7	-	20	11	8	1	48	286	5	11-18-0	107	0	66	393	127	4-36.5	0-0	6-70	5-10	SD40	32:56

# RED ZONE STATISTICS

## San Diego State Inside Opponent Red-Zone

Date	Opponent	Score	Total							Failed to score inside RZ					
			In RZ	Times Scored	Pts	TDs	Rush TDs	Pass TDs	FGs Made	FGA	Down	Int	Fumb	Half	Game
Sep 05, 2015	SAN DIEGO	W 37-3	4	4	16	1	1	0	3	0	0	0	0	0	0
Sep 12, 2015	at California	L 7-35	0	0	0	0	0	0	0	0	0	0	0	0	0
Sep 19, 2015	SOUTH ALABAMA	L 27-34	2	2	14	2	1	1	0	0	0	0	0	0	0
Sep 26, 2015	at Penn State	L 21-37	2	2	14	2	1	1	0	0	0	0	0	0	0
Oct 03, 2015	FRESNO STATE	W 21-7	0	0	0	0	0	0	0	0	0	0	0	0	0
Oct 10, 2015	at Hawai'i	W 28-14	2	2	14	2	2	0	0	0	0	0	0	0	0
Oct 17, 2015	at San Jose State	W 30-7	6	5	23	2	2	0	3	0	0	0	0	1	0
Oct 23, 2015	UTAH STATE	W 48-14	8	7	41	5	4	1	2	1	0	0	0	0	0
Oct 31, 2015	at Colorado State	W 41-17	3	3	17	2	2	0	1	0	0	0	0	0	0
Nov 14, 2015	WYOMING	W 38-3	0	0	0	0	0	0	0	0	0	0	0	0	0
Nov 21, 2015	at UNLV	W 52-14	7	7	45	6	5	1	1	0	0	0	0	0	0
Totals			34	32	184	22	18	4	10	1	0	0	0	1	0

32 of 34 (94.1%)

## Opponents Inside San Diego State Red-Zone

Date	Opponent	Score	Total							Failed to score inside RZ					
			In RZ	Times Scored	Pts	TDs	Rush TDs	Pass TDs	FGs Made	FGA	Down	Int	Fumb	Half	Game
Sep 05, 2015	SAN DIEGO	W 37-3	1	1	3	0	0	0	1	0	0	0	0	0	0
Sep 12, 2015	at California	L 7-35	5	4	28	4	2	2	0	1	0	0	0	0	0
Sep 19, 2015	SOUTH ALABAMA	L 27-34	3	2	10	1	1	0	1	1	0	0	0	0	0
Sep 26, 2015	at Penn State	L 21-37	6	6	30	3	0	3	3	0	0	0	0	0	0
Oct 03, 2015	FRESNO STATE	W 21-7	1	1	7	1	0	1	0	0	0	0	0	0	0
Oct 10, 2015	at Hawai'i	W 28-14	2	2	14	2	2	0	0	0	0	0	0	0	0
Oct 17, 2015	at San Jose State	W 30-7	1	1	7	1	1	0	0	0	0	0	0	0	0
Oct 23, 2015	UTAH STATE	W 48-14	1	0	0	0	0	0	0	0	0	1	0	0	0
Oct 31, 2015	at Colorado State	W 41-17	3	2	14	2	0	2	0	0	0	0	1	0	0
Nov 14, 2015	WYOMING	W 38-3	0	0	0	0	0	0	0	0	0	0	0	0	0
Nov 21, 2015	at UNLV	W 52-14	3	2	14	2	0	2	0	0	1	0	0	0	0
Totals			26	21	127	16	6	10	5	2	1	1	1	0	0

21 of 26 (80.8%)

### BLAIN PUNT-BY-PUNT

Opponent	From	To	Yds	Return	Net	FP
San Diego	H28	V35	37	fair catch	37	V35
	H20	V17	63	downed	63	V17 *
	H49	V0	51	touchback	31	V20
	V47	V14	33	downed	33	V14
	H45	V17	38	downed	33	V17
at California	SD40	CAL9	51	3-yd return	48	CAL12
	SD43	CAL22	35	fair catch	35	CAL22
	CAL45	CAL0	45	touchback	25	CAL20
	CAL47	CAL18	29	fair catch	29	CAL18
	SD41	CAL20	39	fair catch	39	CAL20
	SD17	CAL43	40	12-yd return	28	SD45
	SD43	CAL27	35	fair catch	35	CAL27
	SD47	CAL9	44	downed	44	CAL9 *
SD45	CAL8	47	fair catch	47	CAL8 *	
South Alabama	SD24	USA31	45	fair catch	45	USA31
	SD33	USA20	47	fair catch	47	USA20
	SD38	USA2	60	downed	60	USA2 **
	USA47	USA6	41	fair catch	41	USA6 **
	USA43	USA1	42	downed	42	USA1
	SD30	USA24	46	downed	46	USA24
at Penn State	SD28	PS34	38	1-yd return	37	PS35
	SD21	PS35	45	downed	45	PS34
	SD37	PS21	42	fair catch	42	PS21
	SD41	PS12	47	10-yd return	37	PS22
	SD28	PS24	48	-3-yd return	51	PS21 N/A
	PS41	PS12	29	downed	29	PS12
	SD30	PS39	31	downed	31	PS39
	SD46	PS21	33	9-yd return	24	PS30
Fresno State*	SD20	FS43	37	fair catch	37	FS43
	SD25	FS37	38	fair catch	38	FS37
	SD26	FS35	39	7-yd return	32	FS42
	SD35	FS26	39	fair catch	39	FS26
	SD48	FS13	39	fair catch	39	FS7 ^ **
	FS41	FS0	41	touchback	21	FS20 **

### BLAIN PUNT-BY-PUNT (CONT.)

Opponent	From	To	Yds	Return	Net	FP
at Hawai'i*	SD41	UH5	54	downed	54	UH5
	SD40	UH20	40	5-yd return	35	UH25
	UH44	UH19	25	out-of-bounds	25	UH19
	SD49	UH9	42	1-yd return	41	UH9
	SD35	UH17	48	13-yd return	35	UH30
	SD44	UH13	43	18-yd return	25	UH31
	SD11	UH36	53	downed	53	UH36
	UH41	UH0	41	touchback	21	UH20
at San José St.*	SD19	UH48	33	downed	33	UH48
	SJ43	SJ12	31	out-of-bounds	31	SJ12
	SJ45	SJ6	39	downed	39	SJ6
	SD44	SJ8	48	downed	48	SJ8 *
Utah State*	SD37	US17	37	fair catch	37	US17
	SD27	US37	36	4-yd return	32	US31 ^
	SD15	US45	40	fair catch	40	US45
	US40	US16	24	0-yd return	24	US16 N/A
at Colorado St.*	SD18	US49	33	fair catch	33	US49
	CS44	CS0	44	touchback	24	CS30
	SD28	CS20	52	downed	52	CS20
	SD25	CS38	37	fair catch	37	CS38
Wyoming*	SD19	CS41	40	downed	40	CS41
	SD33	WY23	44	downed	44	WY23
	SD41	WY23	36	downed	36	WY23
	SD30	WY27	43	0-yd return	43	WY24 N/A
at UNLV*	SD48	LV12	40	0-yd return	40	LV12
	SD41	LV25	34	19-yd return	15	LV44
	SD38	LV25	37	fair catch	37	LV25
	SD25	LV35	40	fair catch	40	LV35

\* - indicates possession ended inside opponent 20; \*\* - indicates possession ended inside opponent 10; ^ - indicates there was a penalty on the play, resulting in a new spot; N/A - indicates the punt returner fumbled and lost possession

# 2015 SAN DIEGO STATE GAME-BY-GAME

## TEAM STATISTICS

Date	Opponent	Rushing				Receiving				Passing				Kick Returns				Punt Returns				tot off		
		no.	yds	td	lg	no.	yds	td	lg	cmp	att	int	yds	td	lg	no.	yds	td	lg	no.	yds		td	lg
Sep 05	SAN DIEGO	36	166	1	27	11	139	0	32	11	23	1	139	0	32	1	97	1	97	1	-1	0	0	305
Sep 12	at California	43	152	0	21	14	173	1	33	14	32	2	173	1	33	4	122	0	38	1	2	0	2	325
Sep 19	SOUTH ALABAMA	38	140	1	35	13	165	2	30	13	27	0	165	2	30	5	72	0	25	5	106	0	57	305
Sep 26	at Penn State	33	101	1	55	10	141	1	31	10	30	0	141	1	31	2	137	1	100	2	-5	0	0	242
Oct 03	FRESNO STATE	60	305	1	42	5	104	2	44	5	12	0	104	2	44	2	40	0	22	2	7	0	8	409
Oct 10	at Hawai'i	57	218	3	34	11	184	1	58	11	15	0	184	1	58	2	34	0	22	4	55	0	35	402
Oct 17	at San Jose State	48	233	2	20	10	144	1	38	10	14	0	144	1	38	1	33	0	33	2	-1	0	2	377
Oct 23	UTAH STATE	61	336	5	62	6	93	1	34	6	10	0	93	1	34	2	43	0	22	0	0	0	0	429
Oct 31	at Colorado State	47	276	3	64	11	180	1	43	11	14	0	180	1	43	3	81	0	41	1	-11	0	0	456
Nov 14	WYOMING	51	295	2	56	12	138	3	34	12	19	0	138	3	34	2	50	0	28	2	5	0	5	433
Nov 21	at UNLV	48	286	5	60	11	107	1	18	11	18	0	107	1	18	1	18	0	18	1	66	1	66	393
		522	2508	24	64	114	1568	14	58	114	214	3	1568	14	58	25	727	2	100	21	223	1	66	4076
Opponents		373	1105	8	74	168	2035	14	75	168	316	18	2035	14	75	42	958	0	42	16	99	0	19	3140

Games: 11 • Avg/rush: 4.8 • Avg/catch: 13.8 • Pass effic: 133.60 • KR avg: 29.1 • PR avg: 10.6 • All purpose avg/game: 479.7 • Total offense avg/gm: 370.5

Date	Opponent	Tackles				Sacks	Fumble		Pass Defense			blkd	PAT Attempts			off		
		ua	a	total	tfl-yds	no-yds	ff	fr-yds	int-yds	qbh	brup	kick	kick	rush	rcv	saf	t/o	pts
Sep 05	SAN DIEGO	41	28	69	7.0-11	1.0-1	1	1-3	5-79	4	3	0	4-4	0	0	0	27	37
Sep 12	at California	26	48	74	5.0-26	2.0-21	0	0-0	1-0	3	3	0	1-1	0	0	0	0	7
Sep 19	SOUTH ALABAMA	36	52	88	5.0-13	0.0-0	1	0-0	0-0	5	7	0	3-3	0	0	0	27	
Sep 26	at Penn State	42	28	70	10.0-26	2.0-9	0	1-0	0-0	3	4	1	3-3	0	0	0	21	
Oct 03	FRESNO STATE	25	16	41	9.0-36	3.0-27	0	0-0	0-0	4	2	0	3-3	0	0	0	21	
Oct 10	at Hawai'i	37	32	69	7.0-31	4.0-24	2	1-0	2-20	4	10	0	4-4	0	0	0	28	
Oct 17	at San Jose State	38	22	60	11.0-47	4.0-27	2	0-0	2-10	3	2	0	3-3	0	0	0	30	
Oct 23	UTAH STATE	36	20	56	2.0-7	1.0-6	3	3-0	1-8	2	2	0	6-6	0	0	0	48	
Oct 31	at Colorado State	31	34	65	5.0-13	0.0-0	1	1-0	3-71	3	4	0	5-5	0	0	0	41	
Nov 14	WYOMING	34	20	54	10.0-37	5.0-32	0	1-0	2-20	4	5	0	5-5	0	0	0	38	
Nov 21	at UNLV	41	26	67	12.0-40	7.0-31	2	2-5	2-43	0	3	0	7-7	0	0	0	52	
		387	326	713	83.0-287	29.0-178	12	10-8	18-251	35	45	1	44-44	0	0	0	99	350
Opponents		428	381	809	59.0-204	19.0-118	7	8-76	3-0	29	29	0	23-23	0	0	0	49	185

Date	Opponent	Punting									Field Goals			Kickoffs				
		no.	yds	avg	long	blkd	tb	fc	50+	i20	md-att	long	blkd	no.	yds	avg	tb	ob
Sep 05	SAN DIEGO	5	222	44.4	63	0	1	1	2	3	3-3	37	0	8	483	60.4	1	1
Sep 12	at California	9	365	40.6	51	0	1	5	1	4	0-0	0	0	2	127	63.5	1	0
Sep 19	SOUTH ALABAMA	6	281	46.8	60	0	0	3	1	3	2-3	54	0	6	388	64.7	2	0
Sep 26	at Penn State	8	313	39.1	48	0	0	1	0	1	0-0	0	0	4	248	62.0	0	0
Oct 03	FRESNO STATE	6	233	38.8	41	0	1	4	0	1	0-2	0	0	4	260	65.0	3	0
Oct 10	at Hawai'i	9	379	42.1	54	0	1	0	2	3	0-0	0	0	5	325	65.0	0	0
Oct 17	at San Jose State	3	118	39.3	48	0	0	0	0	3	3-3	39	0	7	450	64.3	5	0
Oct 23	UTAH STATE	5	179	35.8	46	0	0	3	0	2	2-3	41	0	9	567	63.0	4	1
Oct 31	at Colorado State	4	173	43.2	52	0	1	1	1	0	2-2	54	0	7	455	65.0	5	0
Nov 14	WYOMING	3	123	41.0	44	0	0	0	0	0	1-1	26	0	7	435	62.1	0	2
Nov 21	at UNLV	4	146	36.5	40	0	0	2	0	1	1-1	29	0	8	501	62.6	0	0
		62	2532	40.8	63	0	5	20	7	21	14-18	54	0	67	4239	63.3	21	4
Opponents		69	2890	41.9	63	0	4	21	20	15	8-12	46	1	39	2280	58.5	9	3

# 2015 OPPONENT GAME-BY-GAME

## OPPONENT STATISTICS

Date	Opponent	Rushing				Receiving				Passing				Kick Returns				Punt Returns				tot off
		no.	yds	td	lg	no.	yds	td	lg	cmp-att-int	yds	td	lg	no.	yds	td	lg	no.	yds	td	lg	
Sep 05	SAN DIEGO	38	79	0	9	13	109	0	24	13-27-5	109	0	24	6	115	0	27	0	0	0	0	188
Sep 12	at California	36	164	2	19	17	321	3	75	17-25-1	321	3	75	1	21	0	21	2	15	0	12	485
Sep 19	SOUTH ALABAMA	47	241	2	74	18	270	2	57	18-36-0	270	2	57	4	76	0	29	0	0	0	0	511
Sep 26	at Penn State	34	72	0	34	22	328	3	46	22-36-0	328	3	46	4	98	0	28	4	17	0	10	400
Oct 03	FRESNO STATE	22	12	0	11	12	77	1	16	12-25-0	77	1	16	1	19	0	19	1	7	0	7	89
Oct 10	at Hawai'i	28	53	2	12	19	198	0	52	19-39-2	198	0	52	5	127	0	42	4	37	0	18	251
Oct 17	at San Jose State	35	35	1	17	14	113	0	35	14-24-2	113	0	35	2	48	0	24	0	0	0	0	148
Oct 23	UTAH STATE	36	144	1	26	9	95	1	45	9-20-1	95	1	45	4	88	0	39	2	7	0	4	239
Oct 31	at Colorado State	33	163	0	35	17	205	2	35	17-28-3	205	2	35	2	35	0	21	0	0	0	0	368
Nov 14	WYOMING	32	62	0	11	9	129	0	30	9-21-2	129	0	30	5	121	0	29	1	-3	0	0	191
Nov 21	at UNLV	32	80	0	32	18	190	2	21	18-35-2	190	2	21	8	210	0	40	2	19	0	19	270
San Diego State		373	1105	8	74	168	2035	14	75	168-316-18	2035	14	75	42	958	0	42	16	99	0	19	3140
San Diego State		522	2508	24	64	114	1568	14	58	114-214-3	1568	14	58	25	727	2	100	21	223	1	66	4076

Games: 11 • Avg/rush: 3.0 • Avg/catch: 12.1 • Pass eff: 110.49 • KR avg: 22.8 • PR avg: 6.2 • All purpose avg/game: 381.5 • Total offense avg/gm: 285.5

Date	Opponent	Tackles				Sacks	Fumble		Pass Defense			blkd	PAT Attempts			off			
		ua	a	total	tfl-yds	no-yds	ff	fr-yds	int-yds	qbh	brup	kick	kick	rush	rcv	saf	t/o	pts	
Sep 05	SAN DIEGO	33	28	61	6.0-16	2.0-7	1	0-0	1-0	2	2	0	0-0	0	0	0	0	0	3
Sep 12	at California	34	54	88	6.0-23	2.0-14	0	0-0	2-0	4	5	0	5-5	0	0	0	0	7	35
Sep 19	SOUTH ALABAMA	46	18	64	7.0-15	2.0-8	2	1-0	0-0	7	4	0	4-4	0	0	0	0	7	34
Sep 26	at Penn State	23	32	55	9.0-42	5.0-33	2	3-71	0-0	9	6	0	4-4	0	0	0	0	21	37
Oct 03	FRESNO STATE	44	38	82	4.0-30	3.0-25	0	1-0	0-0	0	5	0	1-1	0	0	0	0	7	7
Oct 10	at Hawai'i	52	32	84	6.0-12	1.0-2	0	1-0	0-0	1	1	0	2-2	0	0	0	0	7	14
Oct 17	at San Jose State	38	35	73	4.0-15	1.0-10	0	0-0	0-0	2	1	0	1-1	0	0	0	0	0	7
Oct 23	UTAH STATE	41	42	83	6.0-20	1.0-8	0	0-0	0-0	1	1	0	2-2	0	0	0	0	0	14
Oct 31	at Colorado State	36	34	70	5.0-11	0.0-0	0	0-0	0-0	1	0	0	2-2	0	0	0	0	0	17
Nov 14	WYOMING	50	22	72	5.0-19	2.0-11	2	2-5	0-0	2	2	0	0-0	0	0	0	0	0	3
Nov 21	at UNLV	31	46	77	1.0-1	0.0-0	0	0-0	0-0	0	2	0	2-2	0	0	0	0	0	14
San Diego State		428	381	809	59.0-204	19.0-118	7	8-76	3-0	29	29	0	23-23	0	0	0	0	49	185
San Diego State		387	326	713	83.0-287	29.0-178	12	10-8	18-251	35	45	1	44-44	0	0	0	0	99	350

Date	Opponent	Punting							Field Goals			Kickoffs						
		no.	yds	avg	long	blkd	tb	fc	50+	i20	md-att	long	blkd	no.	yds	avg	tb	ob
Sep 05	SAN DIEGO	7	250	35.7	38	0	0	4	0	1	1-1	23	0	2	101	50.5	0	0
Sep 12	at California	6	239	39.8	46	0	0	5	0	2	0-1	0	0	6	341	56.8	0	1
Sep 19	SOUTH ALABAMA	7	314	44.9	54	0	0	2	2	1	2-3	46	0	5	237	47.4	0	0
Sep 26	at Penn State	7	294	42.0	51	0	2	1	2	1	3-4	40	1	8	513	64.1	5	1
Oct 03	FRESNO STATE	10	425	42.5	63	0	1	3	3	2	0-0	0	0	2	130	65.0	0	0
Oct 10	at Hawai'i	8	383	47.9	57	0	1	0	6	2	0-0	0	0	3	195	65.0	1	0
Oct 17	at San Jose State	4	160	40.0	55	0	0	0	2	0	0-1	0	0	2	123	61.5	1	0
Oct 23	UTAH STATE	6	260	43.3	56	0	0	4	2	3	0-0	0	0	3	177	59.0	1	0
Oct 31	at Colorado State	4	192	48.0	59	0	0	1	2	3	1-1	44	0	4	262	65.5	1	0
Nov 14	WYOMING	6	225	37.5	47	0	0	0	0	0	1-1	31	0	2	123	61.5	0	0
Nov 21	at UNLV	4	148	37.0	50	0	0	1	1	0	0-0	0	0	2	78	39.0	0	1
San Diego State		69	2890	41.9	63	0	4	21	20	15	8-12	46	1	39	2280	58.5	9	3
San Diego State		62	2532	40.8	63	0	5	20	7	21	14-18	54	0	67	4239	63.3	21	4

# SAN DIEGO STATE PARTICIPATION

## PARTICIPATION CHART

No.	Name	USD	CAL	USA	PSU	FS	UH	SJSU	USU	CSU	WYO	UNLV	NV
97	Anderson III, Curtis ■●	-	-	-	x	x	x	GS (WR)	-	-	-	-	-
31	Babiash, Derek ●	-	-	-	-	-	-	-	x	x	x	x	x
33	Baldwin, Parker ●	x	x	x	x	x	x	x	x	x	x	x	x
58	Barrett, Alex	GS (DE)	GS (DE)	GS (DE)	GS (DE)	GS (DE)	GS (DE)	GS (DE)	GS (DE)	GS (DE)	GS (DE)	GS (DE)	GS (DE)
15	Bawden, Nick	-	x	-	-	x	-	x	x	x	x	x	x
91	Blain, Tanner ●	x	x	x	x	x	x	x	x	x	x	x	x
89	Brunskill, Daniel	GS (TE)	GS (TE)	GS (TE)	GS (TE)	GS (TE)	GS (TE)	GS (TE)	GS (TE)	GS (TE)	GS (TE)	GS (TE)	GS (TE)
38	Bussey, Luke ●	x	x	x	x	x	x	x	x	x	x	x	x
10	Chapman, Christian ●	x	x	-	-	-	-	-	x	x	x	x	x
53	Craighead, Robert	GS (RG)	GS (RG)	GS (RG)	GS (RG)	GS (RG)	GS (RG)	x	x	x	x	x	x
2	Cumberlander, C. ■●	x	x	x	GS (WR)	x	x	x	x	x	x	x	x
57	Dunn, Ryan ■●	GS (MLB)	GS (MLB)	GS (LB)	GS (MLB)	GS (MLB)	GS (MLB)	GS (MLB)	GS (MLB)	GS (MLB)	GS (MLB)	GS (MLB)	GS (MLB)
5	Favreau, Chase ■	GS (WR)	GS (WR)	GS (WR)	x	GS (WR)	GS (WR)	x	x	x	x	x	x
42	Fely, Jake	GS (LB)	GS (LB)	-	GS (LB)	GS (LB)	GS (LB)	GS (LB)	GS (LB)	GS (LB)	GS (LB)	GS (LB)	GS (LB)
70	Flores, Arthur ■●	GS (C)	GS (C)	GS (C)	GS (C)	GS (C)	GS (C)	GS (C)	GS (C)	GS (C)	GS (C)	GS (C)	GS (C)
46	Gordon, Dakota	GS (FB)	GS (FB)	GS (FB)	GS (FB)	GS (FB)	GS (FB)	GS (FB)	GS (FB)	GS (FB)	GS (FB)	GS (FB)	GS (FB)
72	Greene, Darrell	-	-	-	-	-	-	GS (RG)	GS (RG)	GS (RG)	GS (RG)	GS (RG)	GS (RG)
59	Hageman, Donny	x	x	x	x	x	x	x	x	x	x	x	x
95	Hall, Noble ■●	GS (DT)	GS (DT)	GS (DT)	x	x	x	x	x	x	x	x	x
4	Hazely, Jemond	x	x	x	x	-	x	x	x	x	x	GS (WR)	GS (WR)
46	Henderson, Jay	x	-	x	x	-	-	x	x	-	-	-	x
92	Heyward, Christian	-	-	x	GS (DT)	GS (DT)	GS (DT)	GS (DT)	GS (DT)	GS (DT)	GS (DT)	GS (DT)	GS (DT)
85	Holder, Mikah ■	x	GS (WR)	GS (WR)	GS (WR)	GS (WR)	x	GS (WR)	GS (WR)	GS (WR)	x	GS (WR)	GS (WR)
93	Jackson, Malcolm ●	x	-	-	-	-	-	-	x	-	-	-	-
81	Judge, Eric	x	x	x	x	x	GS (WR)	x	GS (WR)	x	x	x	x
23	Kazee, Damontae	GS (CB)	GS (CB)	GS (CB)	GS (CB)	GS (CB)	GS (CB)	GS (CB)	GS (CB)	GS (CB)	GS (CB)	GS (CB)	GS (CB)
59	Kelley, Kyle ●	x	x	x	x	x	x	x	x	x	x	x	x
27	Kelly, Kameron ■	-	GS (WAR)	GS (WAR)	GS (WAR)	GS (WAR)	GS (WAR)	GS (WAR)	GS (WAR)	GS (WAR)	GS (WAR)	GS (WAR)	GS (WAR)
39	Lakalaka, Ronley ●	-	-	-	x	x	x	x	x	x	x	x	x
14	Lomax, Trey	GS (WAR)	-	-	-	-	-	-	x	x	-	-	x
74	Maass, Austin	-	-	-	-	-	-	-	x	x	x	x	x
32	Mathis, Kendrick	x	x	x	x	x	x	x	x	x	x	x	x
21	McGee, Na'im	GS (AZT)	GS (AZT)	GS (AZT)	GS (AZT)	GS (AZT)	GS (AZT)	GS (AZT)	GS (AZT)	GS (AZT)	GS (AZT)	GS (AZT)	GS (AZT)
45	Melifonwu, Fred	-	-	-	-	-	-	x	-	-	-	-	-
75	Miller, Kwayde ■	GS (LT)	GS (LT)	GS (LT)	GS (LT)	GS (LT)	GS (LT)	GS (LT)	GS (LT)	GS (LT)	GS (LT)	GS (LT)	GS (LT)
11	Mills, Lloyd	x	x	x	x	x	x	x	-	x	-	-	-
22	Montgomery, Kalan	x	x	x	x	x	x	x	x	x	x	x	x
52	Morris, Tyler	x	x	x	x	x	x	x	x	x	x	x	x
54	Munson, Calvin	GS (LB)	GS (LB)	GS (LB)	GS (LB)	GS (LB)	GS (LB)	GS (LB)	GS (LB)	GS (LB)	GS (LB)	GS (LB)	GS (LB)
60	Overbaugh, Jeff	x	x	x	x	x	x	x	x	x	x	x	x
20	Penny, Rashaad ■	x	x	x	x	x	x	x	x	GS (RB)	GS (RB)	x	x
65	Phillips, Sergio	-	-	-	x	-	-	-	x	x	x	x	x
83	Pitts, Paul	x	x	-	-	x	x	x	x	x	x	x	x
22	Price, Chase ■	GS (RB)	x	x	x	x	x	x	x	x	x	x	x
19	Pumphrey, Donnel	GS (RB)	GS (RB)	GS (RB)	GS (RB)	GS (RB)	GS (RB)	GS (RB)	GS (RB)	GS (RB)	GS (RB)	GS (RB)	GS (RB)
84	Richardson, Darryl ●	x	-	-	-	-	-	-	x	x	-	-	x
40	Ricks, Randy ■●	x	x	GS (MLB)	-	x	x	-	-	-	-	-	x
90	Rochelin, Julian ●	-	x	x	x	x	x	x	x	x	x	x	x
13	Romain, Pierre	x	x	x	x	x	x	x	x	x	x	x	x
67	Rosales, Antonio ●	-	-	-	x	-	-	-	x	x	x	x	x
78	Salcedo, Joe ●	x	x	x	x	x	x	x	x	x	x	x	x
99	Sanchez, Jon	GS (DE)	GS (DE)	GS (DE)	GS (DE)	GS (DE)	GS (DE)	GS (DE)	GS (DE)	GS (DE)	GS (DE)	GS (DE)	GS (DE)
35	Seau, Micah	x	-	-	-	-	-	-	-	-	-	-	-
56	Siragusa, Nico	GS (LG)	GS (LG)	GS (LG)	GS (LG)	GS (LG)	GS (LG)	GS (LG)	GS (LG)	GS (LG)	GS (LG)	GS (LG)	GS (LG)
71	Slater, Pearce	GS (RT)	GS (RT)	GS (RT)	GS (RT)	GS (RT)	GS (RT)	GS (RT)	GS (RT)	GS (RT)	GS (RT)	GS (RT)	GS (RT)
12	Smith, Malik	GS (WAR)	GS (WAR)	GS (WAR)	GS (WAR)	GS (WAR)	GS (WAR)	GS (WAR)	GS (WAR)	GS (WAR)	GS (WAR)	GS (WAR)	GS (WAR)
17	Smith, Maxwell ■●	GS (QB)	GS (QB)	GS (QB)	GS (QB)	GS (QB)	GS (QB)	GS (QB)	GS (QB)	GS (QB)	GS (QB)	GS (QB)	GS (QB)
26	Stamps, Marcus	x	x	x	x	x	x	x	x	-	x	x	x
41	Turner, Dakota	x	x	x	x	x	x	-	-	-	-	-	-
24	Vaughn, Billy	-	-	-	-	-	-	x	x	x	x	x	x
35	Walcott, Kevin	-	-	-	-	-	-	x	x	x	x	x	x
69	Watson, Jordan	x	x	-	-	-	x	x	x	-	-	-	x
88	Wells, David	x	x	x	x	x	x	x	x	x	x	x	x
7	Whittaker, J.J.	GS (CB)	GS (CB)	GS (CB)	GS (CB)	GS (CB)	GS (CB)	GS (CB)	GS (CB)	GS (CB)	GS (CB)	GS (CB)	GS (CB)
43	Wyatt-Thayer Austin ●	x	x	x	-	-	x	x	x	x	x	x	x

■ - made first career San Diego State start this season. ● - made first career San Diego State appearance this season. Bold player name in red indicates player has started every game this season. Bold player name in black indicates player has played in every game this season.

# SAN DIEGO STATE STARTERS/PARTICIPATION

## OFFENSIVE STARTERS

Position	USD	Cal	USA	PSU	Fresno St.	Hawai'i	San José St.	Utah St.	Colo. St.	Wyoming	UNLV	Nevada
LT	Miller	Miller	Miller	Miller	Miller	Miller	Miller	Miller	Miller	Miller	Miller	
LG	Siragusa	Siragusa	Siragusa	Siragusa	Siragusa	Siragusa	Siragusa	Siragusa	Siragusa	Siragusa	Siragusa	
C	Flores	Flores	Flores	Flores	Flores	Flores	Flores	Flores	Flores	Flores	Flores	
RG	Craighead	Craighead	Craighead	Craighead	Craighead	Craighead	Greene	Greene	Greene	Greene	Greene	
RT	Slater	Slater	Slater	Slater	Slater	Slater	Slater	Slater	Slater	Slater	Slater	
TE	Brunskill	Brunskill	Brunskill	Brunskill	Brunskill	Brunskill	Brunskill	Brunskill	Brunskill	Brunskill	Brunskill	
QB	Mx. Smith	Mx. Smith	Mx. Smith	Mx. Smith	Mx. Smith	Mx. Smith	Mx. Smith	Mx. Smith	Mx. Smith	Mx. Smith	Mx. Smith	
RB	Pumphrey	Pumphrey	Pumphrey	Pumphrey	Pumphrey	Pumphrey	Pumphrey	Pumphrey	Pumphrey	Pumphrey	Pumphrey	
RB	Price									Penny		
FB	Gordon	Gordon	Gordon	Gordon	Gordon	Gordon	Gordon	Gordon	Gordon	Gordon	Gordon	
WR	Favreau	Favreau	Favreau	Cumberlander	Favreau	Favreau	Anderson III	Judge			Holder	
WR		Holder	Holder	Holder	Holder	Judge	Holder	Holder	Holder	Hazely	Hazely	

## DEFENSIVE STARTERS

Position	USD	Cal	USA	PSU	Fresno St.	Hawai'i	San José St.	Utah St.	Colo. St.	Wyoming	UNLV	Nevada
DE	Sanchez	Sanchez	Sanchez	Sanchez	Sanchez	Sanchez	Sanchez	Sanchez	Sanchez	Sanchez	Sanchez	
DT	Hall	Hall	Hall	Heyward	Heyward	Heyward	Heyward	Heyward	Heyward	Heyward	Heyward	
DE	Barrett	Barrett	Barrett	Barrett	Barrett	Barrett	Barrett	Barrett	Barrett	Barrett	Barrett	
LB	Munson	Munson	Munson	Munson	Munson	Munson	Munson	Munson	Munson	Munson	Munson	
MLB	Dunn	Dunn	Ricks	Dunn	Dunn	Dunn	Dunn	Dunn	Dunn	Dunn	Dunn	
LB	Fely	Fely	Dunn	Fely	Fely	Fely	Fely	Fely	Fely	Fely	Fely	
CB	Whittaker	Whittaker	Whittaker	Whittaker	Whittaker	Whittaker	Whittaker	Whittaker	Whittaker	Whittaker	Whittaker	
WAR	Mk. Smith	Mk. Smith	Mk. Smith	Mk. Smith	Mk. Smith	Mk. Smith	Mk. Smith	Mk. Smith	Mk. Smith	Mk. Smith	Mk. Smith	
AZT	McGee	McGee	McGee	McGee	McGee	McGee	McGee	McGee	McGee	McGee	McGee	
WAR	Lomax	Kelly	Kelly	Kelly	Kelly	Kelly	Kelly	Kelly	Kelly	Kelly	Kelly	
CB	Kazee	Kazee	Kazee	Kazee	Kazee	Kazee	Kazee	Kazee	Kazee	Kazee	Kazee	

## SPECIALISTS STARTERS

Position	USD	Cal	USA	Penn St.	Fresno St.	Hawai'i	San José St.	Utah St.	Colo. St.	Wyoming	UNLV	Nevada
KO	Hageman	Hageman	Hageman	Hageman	Hageman	Hageman	Hageman	Hageman	Hageman	Hageman	Hageman	
PK	Hageman	Hageman	Hageman	Hageman	Hageman	Hageman	Hageman	Hageman	Hageman	Hageman	Hageman	
Holder	Blain	Blain	Blain	Blain	Blain	Blain	Blain	Blain	Blain	Blain	Blain	
Punter	Blain	Blain	Blain	Blain	Blain	Blain	Blain	Blain	Blain	Blain	Blain	
LS	Overbaugh	Overbaugh	Overbaugh	Overbaugh	Overbaugh	Overbaugh	Overbaugh	Overbaugh	Overbaugh	Overbaugh	Overbaugh	
KOR	Penny	Penny	Penny	Penny	Penny	Penny	Penny	Penny	Penny	Penny	Penny	
	Price	Price	Price	Price	Price	Price	Price	Price	Price	Price	Price	
PR	Kazee	Kazee	Mills	Mills	Mills	Mills	Mills	Kazee	Kazee	Holder	Kazee	

## PARTICIPATION CHART

	USD	Cal	USA	PSU	FS	UH	SJSU	USU	CSU	Wyo	UNLV	NV
<b>Dressed</b>	<b>60</b>	<b>63</b>	<b>60</b>	<b>65</b>	<b>62</b>	<b>65</b>	<b>65</b>	<b>63</b>	<b>65</b>	<b>61</b>	<b>64</b>	
<b>Played</b>	<b>51</b>	<b>49</b>	<b>46</b>	<b>49</b>	<b>47</b>	<b>50</b>	<b>54</b>	<b>59</b>	<b>56</b>	<b>54</b>	<b>59</b>	
Seniors	13	13	12	13	13	14	15	15	15	15	15	
Juniors	19	17	18	16	16	19	17	17	17	16	17	
Sophomores	14	13	11	14	12	11	16	20	17	16	20	
Freshmen (RS/True)	5 (4/1)	6 (5/1)	5 (4/1)	6 (3/3)	6 (2/4)	6 (4/2)	6 (4/2)	7 (5/2)	7 (5/2)	7 (5/2)	7 (5/2)	
<b>Started</b>	<b>22</b>	<b>22</b>	<b>22</b>	<b>22</b>	<b>22</b>	<b>22</b>	<b>22</b>	<b>22</b>	<b>22</b>	<b>22</b>	<b>22</b>	
Seniors	8	7	6	8	8	8	8	8	8	9	9	
Juniors	10	10	11	10	10	11	11	11	10	10	10	
Sophomores	3	4	4	4	4	3	3	3	4	3	3	
Freshmen (RS/True)	1 (1/0)	1 (1/0)	1 (1/0)	0	0	0	0	0	0	0	0	
<b>Making SDSU Debut</b>	<b>15</b>	<b>1</b>	<b>0</b>	<b>3</b>	<b>0</b>	<b>0</b>	<b>1</b>	<b>1</b>	<b>0</b>	<b>0</b>	<b>0</b>	
<b>Making 1st SDSU Start</b>	<b>6</b>	<b>1</b>	<b>1</b>	<b>1</b>	<b>0</b>	<b>0</b>	<b>1</b>	<b>0</b>	<b>1</b>	<b>0</b>	<b>0</b>	

## AZTEC CAREER START CHART (Offense/Defense)

Player, Pos.	Yr.	Career		Yearly Total			
		Starts	Consecutive Starts	2015	2014	2013	2012
Jake Fely, LB	Sr.	40	8	10	4	13	13
J.J. Whittaker, DB	Sr.	37	37	11	13	13	-
Darrell Greene, OL	Sr.	30	5	5	13	12	-
Donnel Pumphrey, RB	Jr.	25	24	11	13	1	-
Nico Siragusa, OL	Jr.	25	24	11	13	1	-
Damontae Kazee, DB	Jr.	24	24	11	13	0	-
Calvin Munson, LB	Jr.	24	24	11	13	0	-
Jon Sanchez, DE	Jr.	24	24	11	13	0	0
Pearce Slater, OL	Sr.	24	24	11	13	0	-
Malik Smith, DB	Jr.	24	24	11	13	0	-
Na'im McGee, DB	Jr.	22	13	11	11	-	-
Alex Barrett, DE	Jr.	21	11	11	10	0	-
Dakota Gordon, FB	Sr.	19	12	11	8	-	-
Daniel Brunskill, TE	Jr.	15	13	11	4	-	-
Trey Lomax, DB	So.	12	0	1	11	-	-
Ryan Dunn, LB	So.-TR	11	11	11	-	-	-
Arihur Flores, C	Jr.	11	11	11	-	-	-
Kwayde Miller, OL	Jr.	11	11	11	-	-	-
Maxwell Smith, QB*	Sr.-TR	11	11	11	-	-	-

Player, Pos.	Yr.	Career Starts	Consecutive Starts	Yearly Total		
				2015	2014	2013
Kameron Kelly, DB	So.	10	10	10	-	-
Christian Heyward, DT	Sr.	9	9	8	1	-
Robert Craighead, OL	Sr.	9	0	6	3	0
Mikah Holder, WR	So.	8	1	8	-	-
Eric Judge, WR	Jr.	8	0	2	5	1
Lloyd Mills, WR	Jr.	6	0	0	6	-
Jemond Hazely, WR	Sr.	5	2	2	3	-
Chase Favreau, WR	So.	5	0	5	-	-
Noble Hall, DT	Fr.-RS	3	0	3	-	-
Rashaad Penny, RB	So.	2	0	2	0	-
Nick Bawden, FB	So.	2	0	0	2	-
Curtis Anderson III, WR	Jr.-TR	1	0	1	-	-
Christian Cumberlander, WR	So.	1	0	1	-	-
Randy Ricks, LB	Jr.-TR	1	0	1	-	-
Chase Price, RB	Sr.	1	0	1	-	-
Micah Seau, FB	Jr.	1	0	0	1	0

\* - SDSU totals only. Made 11 starts at Kentucky from 2011-13



# MISCELLANEOUS STATS

## MISCELLANEOUS

Game	Coin Toss	KO/Receive	1st Off. Play	1st Off. Poss.	1st Def. Poss.	Game Time	Game Length	Jersey	Pants	Result
San Diego	USD won, Rec.	KO	Penalty, false start	Punt	Interception ret.-TD	5:05 p.m. PT	3:00	Black	Black	W, 37-3
at California	SDSU won, Rec.	Receive	Pumphrey rush	TD	Punt	2:08 p.m. PT	3:04	White	Black	L, 7-35
South Alabama	SDSU won, Rec.	Receive	Pumphrey rush	Punt	Field Goal	5:05 p.m. PT	3:32	Black	Black	L, 27-34 (ot)
at Penn State	SDSU won, Rec.	Receive	Pumphrey rush	Punt	Punt	3:40 p.m. ET	3:27	White	Black	L, 21-37
Fresno State	FS won, Def.	Receive	Pumphrey rush	TD	Downs	7:35 p.m. PT	3:17	Black	Black	W, 21-7
at Hawai'i	SDSU won, Rec.	Receive	Pumphrey rush	TD	Fumble Recovery	6:07 p.m. HT	3:15	White	Black	W, 28-14
at San José State	SDSU won, Rec.	Receive	Mx. Smith pass	Punt	Punt	7:38 p.m. PT	2:56	White	Black	W, 30-7
Utah State	USU won, Def.	Receive	Pumphrey rush	Punt	Punt	7:32 p.m. PT	3:16	Black	Black	W, 48-14
at Colorado State	CSU won, Def.	Receive	Mx. Smith pass	TD	Fumble Recovery	1:34 p.m. MT	3:21	White	Black	W, 41-17
Wyoming	SDSU won, Rec.	Receive	Pumphrey rush	Punt	Punt	7:39 p.m. PT	3:14	Black	Black	W, 38-3
at UNLV	UNLV won, Rec.	KO	Pumphrey rush	TD	Punt	7:34 p.m. PT	3:30	White	Black	W, 52-14
Nevada										

## AVERAGE STARTING FIELD POSITION

Category	San Diego State	Opponents
Drives Started	141	142
Cumulative Starting Yard Line	4,605	3,776
Average Field Position	Own 32.66	Own 26.59
Drives Started in Opponent Territory/Att. to Score	22/20	8/7
Scores/Touchdowns, Field Goals	16/13, 3	7/7, 0
Points	100	49
Drives Started (Inside/At Own 25)	67 (54/13)	87 (61/26)
Points Scored (TD/FGs)	147 (18/7)	89 (11/4)

\* - kick/punt returns for a touchdown not included; & - overtime possessions not included.

## SAN DIEGO STATE POSSESSIONS

Game	Poss.	TD	FG	MFG	Punt	TO	Clock	Downs	3&Out*	PPP^
San Diego	12	1+	3	0	5	1	2	0	5	1.25
at California	14	1	0	0	9	2	2	0	2	0.43
South Alabama	15&	3	2	1	6	1	1	1	4	1.80
at Penn State	15	2+	0	0	8	2#	2	1	5	0.80
Fresno State	12	3	0	2	6	0#	1	0	3	1.50
at Hawai'i	15	4	0	0	9	1	1	0	5	1.60
at San José State	10	3	3	0	3	0	1	0	1	2.70
Utah State	14	6	2	1	5	0	0	0	4	3.00
at Colorado State	11	4+	2	0	4	0	1	0	2	2.73
Wyoming	12	5	1	0	3	2	1	0	2	2.75
at UNLV	12	6+	1	0	4	0	1	0	4	3.25
Nevada										
<b>TOTALS</b>	<b>142&amp;</b>	<b>38+</b>	<b>14</b>	<b>4</b>	<b>62</b>	<b>9#</b>	<b>13</b>	<b>2</b>	<b>37</b>	<b>1.78</b>

\* - less if there is a turnover or end of half; must not have earned a first down or scored points.  
 + - indicates team scored a non-offensive touchdown. & - overtime possession included. # - possession/turnover not included when offense never had ball (turnover on special teams). ^ - PATs/2-pt. not included.

## DRIVE ANALYSIS

Game	SDSU		Opponent	
	TD	FG	TD	FG
San Diego	1+	3	0	1
at California	1	0	5	0
South Alabama&	3	2	4	2
at Penn State	2+	0	3+	3
Fresno State	3	0	1	0
at Hawai'i	4	0	2	0
at San José State	3	3	1	0
Utah State	6	2	2	0
at Colorado State	4+	2	2	1
Wyoming	5	1	0	1
at UNLV	6+	1		
Nevada				
<b>TOTALS</b>	<b>38+</b>	<b>14</b>	<b>20+</b>	<b>8</b>

+ - indicates team scored a non-offensive touchdown. & - overtime drives included

## GAME-OPENING DRIVE

Game	SDSU		Opponent	
	Pts.	FD Yds.	Pts.	FD Yds.
San Diego	0	0 -4^	0	0 -1^
at California	7	3 71	0	1 13
South Alabama	0	0 3^	3	4 58
at Penn State	0	1 3	0	1 19
Fresno State	7	4 78	0	3 41
at Hawai'i	7	4 75	0	0 11^
at San José State	0	1 32	0	0 8^
Utah State	0	0 9^	0	0 5^
at Colorado State	7	2 59	0	5 75
Wyoming	0	0 9^	0	0 1^
at UNLV	7	3 75	0	1 19
Nevada				
<b>AVERAGES</b>	<b>3.18</b>	<b>1.63 37.27</b>	<b>0.27</b>	<b>1.36 22.63</b>

^ - indicates possession ended in a 3-and-out.

## OPPONENT POSSESSIONS

Game	Poss.	TD	FG	MFG	Punt	TO	Clock	Downs	3&Out*	PPP^
San Diego	14	0	1	0	7	6	0	0	4	0.21
at California	13	5	0	1	6	1	0	0	3	2.31
South Alabama	15&	4	2	1	7	0	0	1	4	2.27
at Penn State	14	3+	3	1	7	0#	0	0	3	1.93
Fresno State	13	1	0	0	10	0	1	1	9	0.46
at Hawai'i	15	2	0	0	8	3	1	1	3	0.80
at San José State	10	1	0	1	4	2	1	1	3	0.60
Utah State	14	2	0	0	6	3#	2	1	4	0.86
at Colorado State	11	2	1	0	4	4	0	0	2	1.36
Wyoming	11	0	1	0	7	2#	1	0	3	0.27
at UNLV	12	2	0	0	4	4	0	2	1	1.17
Nevada										
<b>TOTALS</b>	<b>142&amp;</b>	<b>22+</b>	<b>8</b>	<b>4</b>	<b>70</b>	<b>25#</b>	<b>6</b>	<b>7</b>	<b>39</b>	<b>1.10</b>

\* - less if there is a turnover or end of half; must not have earned a first down or scored points.  
 + - indicates team scored a non-offensive touchdown. & - overtime possession included. # - possession/turnover not included when offense never had ball (turnover on special teams). ^ - PATs/2-pt. not included.

## OPENING SECOND-HALF DRIVE

Game	SDSU		Opponent	
	Pts.	FD Yds.	Pts.	FD Yds.
San Diego	0	0 0^	0	0 2^
at California	0	0 6	7	1 75
South Alabama	0	1 18	7	1 74
at Penn State	0	0 1^	0	1 10
Fresno State	0	1 -10	0	0 -12^
at Hawai'i	0	0 4^	0	1 18
at San José State	3	1 25	0	0 1^
Utah State	0	0 2^	7	4 65
at Colorado State	7	6 89	0	0 9^
Wyoming	0	1 5	0	1 23
at UNLV	0	0 6^	7	3 65
Nevada				
<b>AVERAGES</b>	<b>0.91</b>	<b>0.91 13.27</b>	<b>2.55</b>	<b>1.09 30.00</b>

^ - indicates possession ended in a 3-and-out.

# MISCELLANEOUS STATS, cont.

## SDSU SCORING DRIVES

Opponent	Drive		Type of	Drive	Scoring Play		
	Plays	Yds.				TOP	Score
San Diego	-	-	-	TD	1st/14:20	-	Munson 19-yd interception return
	12	98	5:05	TD	1st/2:54	H2	Pumphrey 5-yd run
	9	36	3:29	FG	2nd/4:53	H48	Hageman 33-yd field goal
	7	22	1:52	FG	2nd/2:53	V41	Hageman 36-yd field goal
	-	-	-	TD	3rd/14:49	-	Penny 97-yd kickoff return
	12	57	0:05	FG	3rd/5:21	H26	Hageman 37-yd field goal
	-	-	-	TD	4th/3:35	-	Munson 67-yd interception return
at California	8	71	3:46	TD	1st/11:14	SD29	Brunskill 29-yd pass f/Mx. Smith
South Alabama	12	67	4:14	FG	2nd/12:59	SD10	Hageman 40-yd field goal
	2	9	0:44	TD	2nd/10:18	USA9	Mx. Smith 7-yd pass f/Mills
	2	32	0:40	TD	2nd/7:28	USA32	Holder 30-yd pass f/Mx. Smith
	5	45	1:41	FG	3rd/4:24	SD38	Hageman 54-yd field goal
	8	61	3:46	TD	4th/2:05	SD39	Pumphrey 8-yd run
at Penn State	-	-	-	TD	1st/4:08	-	Penny 100-yd kickoff return
	3	75	1:36	TD	2nd/10:23	SD25	Holder 19-yd pass f/Mx. Smith
	6	21	3:12	TD	3rd/8:11	PS21	Pumphrey 1-yd run
Fresno State*	10	78	4:37	TD	1st/10:23	SD22	Pumphrey 33-yd run
	4	43	1:16	TD	3rd/8:15	FS43	Penny 33-yd pass f/Mx. Smith
	9	72	4:51	TD	4th/10:57	SD28	Judge 44-yd pass f/Mx. Smith
at Hawai'i*	7	75	3:16	TD	1st/11:44	SD25	Pumphrey 34-yd run
	4	32	1:28	TD	1st/9:10	UH32	Pumphrey 8-yd run
	3	82	1:15	TD	2nd/1:40	SD18	Judge 58-yd pass f/Mx. Smith
	11	85	4:42	TD	4th/13:00	SD15	Pumphrey 4-yd run
at San José State*	4	37	1:43	TD	1st/9:02	SJ37	Pumphrey 13-yd run
	4	69	2:14	TD	2nd/11:38	SD31	Pumphrey 38-yd pass f/Mx. Smith
	9	46	4:03	FG	2nd/0:18	SD40	Hageman 31-yd field goal
	7	25	2:41	FG	3rd/11:02	SJ33	Hageman 25-yd field goal
	2	16	0:33	TD	3rd/9:48	SJ16	Price 1-yd run
	11	54	5:42	FG	3rd/2:37	SD24	Hageman 39-yd field goal
Utah State*	7	78	2:27	TD	1st/9:35	SD22	Holder 18-yd pass f/Mx. Smith
	2	14	0:33	TD	1st/8:52	US14	Mx. Smith 1-yd run
	10	45	4:37	FG	1st/2:53	SD31	Hageman 41-yd field goal
	11	77	6:04	TD	2nd/6:51	SD23	Pumphrey 4-yd run
	2	67	0:38	TD	2nd/4:36	SD33	Pumphrey 62-yd run
	6	18	3:02	FG	2nd/1:29	US22	Hageman 21-yd field goal
	8	59	3:55	TD	4th/8:47	SD41	Price 1-yd run
	6	28	3:04	TD	4th/5:04	US28	Penny 7-yd run
at Colorado State*	7	59	3:26	TD	1st/11:34	SD41	Pumphrey 1-yd run
	10	83	5:21	FG	2nd/3:22	SD14	Hageman 20-yd field goal
	2	15	0:08	FG	2nd/0:00	SD48	Hageman 54-yd field goal
	13	89	6:53	TD	3rd/6:12	SD11	Pumphrey 32-yd pass f/Mx. Smith
	-	-	-	TD	3rd/3:34	-	Kazee 55-yd interception return
	2	75	0:41	TD	4th/14:10	SD25	Pumphrey 64-yd run
	7	81	4:06	TD	4th/7:55	SD19	Price 16-yd run
Wyoming*	7	57	3:36	TD	1st/7:39	SD43	Price 4-yd run
	10	79	4:40	TD	1st/0:09	SD21	Holder 7-yd pass f/Mx. Smith
	4	24	1:15	TD	2nd/0:29	WY24	Holder 4-yd pass f/Mx. Smith
	12	70	5:03	FG	3rd/4:50	SD21	Hageman 26-yd field goal
	10	67	4:57	TD	4th/8:33	SD33	Brunskill 2-yd pass f/Mx. Smith
	6	89	3:02	TD	4th/3:02	SD11	Price 2-yd run
at UNLV*	5	75	1:56	TD	1st/10:21	SD25	Mx. Smith 3-yd run
	10	49	5:31	TD	1st/1:40	LV49	Pumphrey 2-yd run
	8	45	3:55	TD	2nd/8:31	LV45	Gordon 1-yd run
	2	64	0:38	TD	2nd/4:43	SD36	Pumphrey 4-yd run
	10	50	3:07	FG	2nd/0:00	SD38	Hageman 29-yd field goal
	3	21	0:47	TD	3rd/7:57	LV21	Price 17-yd pass f/Mx. Smith
	-	-	-	TD	3rd/5:26	-	Kazee 66-yd punt return
	14	60	8:29	TD	4th/9:05	SD40	Penny 3-yd run

## OPPONENT SCORING DRIVES

Opponent	Drive		Type of	Drive	Scoring Play		
	Plays	Yds.				TOP	Score
San Diego	15	77	7:54	FG	3rd/0:18	V17	Flatau 23-yd field goal
at California	8	78	2:27	TD	2nd/12:22	CAL22	Powe 4-yd pass f/Goff
	3	65	0:52	TD	2nd/0:11	CAL35	Harris 13-yd pass f/Goff
	1	75	0:10	TD	3rd/14:50	CAL25	T. Davis 75-yd pass f/Goff
	8	45	2:36	TD	3rd/2:59	SD45	Lasco 3-yd run
	6	73	2:06	TD	4th/8:07	CAL27	Enwere 17-yd run
South Alabama	14	58	6:40	FG	1st/6:51	USA31	Sunanon 29-yd field goal
	1	46	0:07	TD	2nd/0:12	SD46	Magee 46-yd pass f/Clements
	2	75	0:39	TD	3rd/14:21	USA25	X. Johnson 74-yd run
	3	76	1:02	TD	4th/5:51	USA24	Everett 57-yd f/Clements
	9	42	1:59	FG	4th/0:00	USA29	Sunanon 46-yd field goal
	4	-	-	TD	0T	SD25	X. Johnson 2-yd run
at Penn State	7	66	3:42	TD	1st/4:20	PS34	Barkley 22-yd pass f/Hackenberg
	7	53	3:18	FG	1st/0:43	PS24	Julius 40-yd field goal
	7	72	2:49	FG	2nd/11:59	PS21	Julius 40-yd field goal
	4	27	1:30	TD	2nd/1:03	SD27	Allen 13-yd pass f/Hackenberg
	6	23	0:38	TD	2nd/0:17	SD23	Godwin 11-yd pass f/Hackenberg
	-	-	-	TD	4th/13:34	-	A. Johnson 71-yd fumble return
	8	52	2:51	FG	4th/9:52	PS39	Julius 26-yd field goal
Fresno State*	3	28	1:11	TD	2nd/9:50	SD28	K. Johnson 16-yd pass f/Greenlee
at Hawai'i*	7	75	2:32	TD	2nd/12:44	UH25	M. Davis 1-yd run
	6	26	1:41	TD	3rd/7:13	SD26	Wittek 1-yd run
at San José State*	15	75	7:11	TD	2nd/4:27	SJ25	Potter 1-yd run
Utah State*	4	73	1:37	TD	2nd/5:14	US27	Sharp 45-yd pass f/Myers
	6	65	2:43	TD	3rd/12:17	US35	Mays 26-yd run
at Colorado State*	5	80	2:24	TD	1st/0:00	CS20	Higgins 35-yd pass f/Stevens
	8	53	3:45	FG	2nd/8:48	CS20	Bryan 44-yd field goal
	9	75	3:43	TD	4th/14:51	CS25	Nwosu 14-yd pass f/Stevens
Wyoming*	13	56	6:20	FG	4th/13:30	WY30	Bailey 31-yd field goal
UNLV*	6	56	1:44	TD	3rd/12:14	LV44	Kl. Keys 14-yd pass f/Palandech
	6	58	2:38	TD	3rd/2:41	LV42	Campbell 6-yd pass f/Palandech

# MISCELLANEOUS STATS, cont.

## RESULT OF SAN DIEGO STATE TURNOVERS

Opponent	Qtr.	Turnover (Player)	Defender	Led To	Pts.
San Diego	1	Interception (Mx. Smith)	Agnew (INT)	Interception	0
at California	2	Interception (Chapman)	White (INT)	Touchdown	7
	3	Interception (Mx. Smith)	Rambo (INT)	Punt	0
South Alabama	2	Fumble (Price)	Earl (FF), Harper (FR)	Touchdown	7
at Penn State	2	Fumble (Mills)	Godwin (FR)	Touchdown	7
	2	Fumble (Pumphrey)	Sickels (FF), Zettel (FR)	Touchdown	7
	4	Fumble (Mx. Smith)	Nassib (FF), A. Johnson (FR)	Touchdown	7
Fresno State*	2	Fumble (Mills)	S. Brown (FR)	Touchdown	7
at Hawai'i*	3	Fumble (Hazely)	M. Jackson	Touchdown	7
Wyoming*	2	Fumble (Judge)	Epps (FF), Priester (FR)	Punt	0
	3	Fumble (Pumphrey)	Wacha (FF), May (FR)	Punt	0

## RESULT OF OPPONENT TURNOVERS

Opponent	Qtr.	Turnover (Player)	Defender	Led To	Pts.
San Diego	1	Interception (Wheeler)	Munson (INT)	Touchdown	7
	1	Interception (Willson)	Kazee (INT)	Touchdown	7
	2	Interception (Wheeler)	Kazee (INT)	Field Goal	3
	2	Fumble (Campano)	Munson (FF), Fely (FR)	Field Goal	3
	3	Interception (Wheeler)	Kazee (INT)	Punt	0
	4	Interception (Lawrence)	Munson (INT)	Touchdown	7
at California	2	Interception (Goff)	Whittaker (INT)	Punt	0
at Penn State	3	Fumble (Thompkins)	Bussey (FR)	Touchdown	7
at Hawai'i*	1	Fumble (Pedroza)	Heyward (FF, FR)	Touchdown	7
	4	Interception (Wittek)	Kazee (INT)	Punt	0
	4	Interception (Wittek)	Whittaker (INT)	End of game	0
at San José State*	3	Interception (Potter)	Kazee (INT)	Field Goal	3
	3	Interception (Potter)	Barrett (INT)	Touchdown	7
Utah State*	1	Fumble (Myers)	Barrett (FF), Munson (FR)	Touchdown	7
	2	Interception (Myers)	Mk. Smith (INT)	Touchdown	7
	2	Fumble (Myers)	Fely (FF), Sanchez (FR)	Field Goal	3
	3	Fumble (Davis)	Stamps (FR)	Missed FG	0
at Colorado State*	1	Fumble (Oden)	Kazee (FF) Lomax (FR)	Punt	0
	2	Interception (Stevens)	Mk. Smith (INT)	Punt	0
	2	Interception (Stevens)	Kelly (INT)	Field Goal	3
	3	Interception (Stevens)	Kazee (INT)	Touchdown	7
Wyoming*	2	Fumble (Wingard)	Overbaugh (FR)	Touchdown	7
	3	Interception (Coffman)	Whittaker (INT)	Fumble	0
	4	Interception (Coffman)	Mk. Smith (INT)	Touchdown	7
at UNLV*	1	Fumble (Palandech)	Ricks (FF), Sanchez (FR)	Touchdown	7
	1	Fumble (Thomas)	Morris (FF), Mk. Smith (FR)	Punt	0
	2	Interception (Palandech)	Kelly (INT)	Touchdown	7
	3	Interception (Palandech)	Baldwin (INT)	Touchdown	7

San Diego State's 11 turnovers resulted in 49 opponent points  
Opponents' 28 turnovers resulted in 113 San Diego State points

## TURNOVER ANALYSIS

	TO	Opp. Pts.	TD/FG	Pts./TO
San Diego State	11	49	7/0	4.45
Opponents	28	113	14/5	4.03

## TURNOVERS LOST

Name	TO's Lost	Fum.	Int.	Points	PPT
Lloyd Mills	2	2	0	14	7.00
Christian Chapman	1	0	1	7	7.00
Jemond Hazely	1	1	0	7	7.00
Chase Price	1	1	0	7	7.00
Donnel Pumphrey	2	2	0	7	3.50
Maxwell Smith	3	1	2	7	2.33
Eric Judge	1	1	0	0	0.00
<b>TOTALS</b>	<b>11</b>	<b>8</b>	<b>3</b>	<b>49.00</b>	<b>4.45</b>

TO's Lost - turnovers lost, Fum. - fumbles lost, Int. - interceptions thrown, Points - points scored by the opponent after a turnover, PPT - points per turnover scored by the opponent

## TURNOVERS GAINED

Name	#TAPO	FF	FR	Int.	Points	^PPT
Damontae Kazee	7	1	0	6	20.00	2.86
Calvin Munson	4	0	2	2	19.00	4.75
Malik Smith	4	0	1	3	14.00	3.25
Alex Barrett	2	1	0	1	10.50	5.25
Kameron Kelly	2	0	0	2	10.00	5.00
Parker Baldwin	1	0	0	1	7.00	7.00
Luke Bussey	1	0	1	0	7.00	7.00
Christian Heyward	1	1	1	0	7.00	7.00
Jeff Overbaugh	1	0	1	0	7.00	7.00
Jon Sanchez	2	0	2	0	5.00	2.50
Randy Ricks	1	1	0	0	3.50	3.50
Jake Fely	2	2	0	0	3.00	1.50
J.J. Whittaker	3	0	0	3	0.00	0.00
Trey Lomax	1	0	1	0	0.00	0.00
Tyler Morris	1	1	0	0	0.00	0.00
Marcus Stamps	1	0	1	0	0.00	0.00
<b>TOTALS</b>	<b>*28</b>	<b>7</b>	<b>10</b>	<b>18</b>	<b>113.00</b>	<b>4.03</b>

#TAPO - turnovers a part of (FF, FR or INT), FF - forced fumbles, FR - fumbles recovered, Int. - interceptions, Points - points scored off an opponent's turnover (note that fumbles forced and fumbles recovered are each awarded half the points for SDSU's score; ex. a touchdown and PAT after a fumble gives each player 3.50 points), ^PPT - points per turnover scored by SDSU, \* - Total turnovers equals FR and INTs.

## FIRST DOWNS EARNED

Name	Pass	Receive	Rush	Total
Maxwell Smith	67	0	2	69
Christian Chapman	2	0	0	2
Donnel Pumphrey	0	14	52	66
Chase Price	0	4	38	42
Rashaad Penny	0	3	13	16
Mikah Holder	0	14	0	14
Dakota Gordon	0	6	8	14
Eric Judge	0	10	0	10
Jemond Hazely	0	8	0	8
Daniel Brunskill	0	7	0	7
Marcus Stamps	0	0	3	3
Chase Favreau	0	1	0	1
Lloyd Mills	0	1	0	1
David Wells	0	1	0	1
<b>TOTALS</b>	<b>69</b>	<b>69</b>	<b>116</b>	<b>185</b>

# MISCELLANEOUS STATS, cont.

## SAN DIEGO STATE BIG OFFENSIVE PLAYS (20+ YARDS) (44 overall)

Game	Player	Type	Down & Dis.	Yards
San Diego - 2	Rashaad Penny f/Chapman	Pass	1-10	32
	Maxwell Smith	Rush	1-10	27
at California - 4	Eric Judge f/Mx. Smith	Pass	3-15	33
	Daniel Brunskill f/Mx. Smith	Pass	2-1	29
	Donnel Pumphrey	Rush	1-10	21
	Eric Judge f/Chapman	Pass	1-10	20
South Alabama - 5	Chase Price	Rush	2-11	35
	Mikah Holder f/Mx. Smith	Pass	2-8	30
	Daniel Brunskill f/Mx. Smith	Pass	1-10	25
	Donnel Pumphrey	Rush	1-10	21
	Donnel Pumphrey f/Mx. Smith	Pass	1-10	20
at Penn State - 3	Rashaad Penny	Rush	1-10	55
	Mikah Holder f/Mx. Smith	Pass	1-10	31
	Donnel Pumphrey f/Mx. Smith	Pass	3-7	30
Fresno State* - 4	Eric Judge f/Mx. Smith	Pass	3-7	44
	Chase Price	Rush	3-7	42
	Donnel Pumphrey	Rush	1-10	33
	Rashaad Penny f/Mx. Smith	Pass	1-10	33
at Hawai'i* - 3	Eric Judge f/Mx. Smith	Pass	2-4	58
	Donnel Pumphrey f/Mx. Smith	Pass	3-6	36
	Donnel Pumphrey	Rush	3-4	34
at San José St.* - 4	Donnel Pumphrey f/Mx. Smith	Pass	1-10	38
	Mikah Holder f/Mx. Smith	Pass	1-10	28
	Jemond Hazely f/Mx. Smith	Pass	1-10	23
	Donnel Pumphrey	Rush	1-10	20
Utah State* - 5	Donnel Pumphrey	Rush	2-5	62
	Dakota Gordon f/Mx. Smith	Pass	3-4	34
	Donnel Pumphrey	Rush	3-2	30
	Jemond Hazely f/Mx. Smith	Pass	2-5	26
	Donnel Pumphrey	Rush	1-10	21
at Colorado St.* - 6	Donnel Pumphrey	Rush	1-10	64
	Dakota Gordon	Rush	2-9	46
	Mikah Holder f/Mx. Smith	Pass	1-10	43
	Donnel Pumphrey f/Mx. Smith	Pass	2-10	32
	Mikah Holder f/Mx. Smith	Pass	3-8	29
	Donnel Pumphrey	Rush	3-2	23
Wyoming* - 6	Chase Price	Rush	1-10	56
	Eric Judge f/Mx. Smith	Pass	3-5	34
	Donnel Pumphrey	Rush	1-10	28
	Mikah Holder f/Mx. Smith	Pass	3-6	25
	Donnel Pumphrey	Rush	1-10	24
	Chase Price	Rush	1-10	20
UNLV* - 2	Donnel Pumphrey	Rush	1-10	60
	Donnel Pumphrey	Rush	1-10	44

Red indicates TD scored on play

## OPPONENT BIG OFFENSIVE PLAYS (20+ YARDS) (37 overall)

Game	Player	Type	Down & Dis.	Yards
San Diego - 1	Jonah Hodges f/Wheeler	Pass	2-8	24
at California - 6	Trevor Davis f/Goff	Pass	1-10	75
	Trevor Davis f/Goff	Pass	1-10	59
	Stephen Anderson f/Goff	Pass	2-10	34
	Raymond Hudson f/Goff	Pass	2-10	32
	Bryce Treggs f/Goff	Pass	1-10	28
	Kenny Lawler f/Goff	Pass	1-10	24
South Alabama - 6	Xavier Johnson	Rush	2-9	74
	Gerald Everett f/Clements	Pass	2-2	57
	Josh Magee f/Clements	Pass	1-10	46
	Gerald Everett f/Clements	Pass	2-8	25
	Gerald Everett f/Clements	Pass	2-8	24
at Penn State - 7	Gerald Everett f/Clements	Pass	1-10	22
	Saeed Blacknall f/Hackenberg	Pass	1-10	46
Fresno State*	Saeed Blacknall f/Hackenberg	Pass	2-11	45
	Kyle Carter f/Hackenberg	Pass	1-10	35
	Saquon Barkley	Rush	2-6	34
	Chris Godwin f/Hackenberg	Pass	1-10	32
	Saquon Barkley f/Hackenberg	Pass	1-6	22
Saquon Barkley	Rush	2-8	21	
Fresno State*	None			
at Hawai'i* - 4	Isaiah Bernard f/Wittek	Pass	3-2	52
	Marcus Kemp f/Wittek	Pass	3-10	26
	Quinton Pedroza f/Wittek	Pass	2-7	22
	Dylan Collie f/Wittek	Pass	3-3	21
at San José St.* - 1	Malik Roberson f/Potter	Pass	3-5	35
Utah State* - 2	Hunter Sharp f/Myers	Pass	1-10	45
	Devante Mays	Rush	1-10	26
at Colorado St.* - 4	Izzy Matthews	Rush	1-10	35
	Rashaard Higgins f/Stevens	Pass	1-25	35
	Vaden f/Stevens	Pass	1-10	32
	Hansley f/Stevens	Pass	2-1	20
Wyoming* - 3	Jake Maulhardt f/Coffman	Pass	1-10	30
	Jake Maulhardt f/Coffman	Pass	1-10	29
	Jake Maulhardt f/Coffman	Pass	2-5	24
at UNLV* - 3	Lexington Thomas	Rush	1-10	32
	Lexington Thomas f/Palandech	Pass	3-17	21
	Aaron Criswell f/Palandech	Pass	2-16	20

Red indicates TD scored on play

## SAN DIEGO STATE BIG PLAYS (20+ YARDS)

Name	Total	Rushing	Receiving	20-29	30-39	40-49	50-59	60-69	70-79	80-89	90-99
Donnel Pumphrey	19	15	4	8	7	1	0	3	0	0	0
Mikah Holder	6	0	6	3	2	1	0	0	0	0	0
Eric Judge	5	0	5	1	2	1	1	0	0	0	0
Chase Price	4	3	1	1	1	1	1	0	0	0	0
Rashaad Penny	3	1	2	0	2	0	1	0	0	0	0
Daniel Brunskill	2	0	2	2	0	0	0	0	0	0	0
Dakota Gordon	2	1	1	0	1	1	0	0	0	0	0
Jemond Hazely	2	0	2	2	0	0	0	0	0	0	0
Maxwell Smith	1	1	0	1	0	0	0	0	0	0	0
<b>SDSU TOTALS</b>	<b>44</b>	<b>21</b>	<b>23</b>	<b>18</b>	<b>15</b>	<b>5</b>	<b>3</b>	<b>3</b>	<b>0</b>	<b>0</b>	<b>0</b>
<b>OPPONENTS</b>	<b>37</b>	<b>6</b>	<b>31</b>	<b>17</b>	<b>11</b>	<b>4</b>	<b>3</b>	<b>0</b>	<b>2</b>	<b>0</b>	<b>0</b>

# MISCELLANEOUS STATS, cont.

## SEASON HIGHS

### POINTS SCORED

18, Donnel Pumphrey at Colorado State\* (Oct. 31)  
 18, Donnel Pumphrey at Hawai'i\* (Oct. 10)  
 13, Donny Hageman vs. San Diego (Sept. 5)

### TOUCHDOWNS SCORED

3, Donnel Pumphrey at Colorado State\* (Oct. 31)  
 3, Donnel Pumphrey at Hawai'i\* (Oct. 10)  
 2, Six times, Last: Donnel Pumphrey at UNLV\* (Nov. 21)

### MOST RUSHING ATTEMPTS

30, Donnel Pumphrey at Hawai'i\* (Oct. 10)  
 29, Donnel Pumphrey vs. Wyoming\* (Nov. 14)  
 28, Donnel Pumphrey vs. South Alabama (Sept. 19)

### MOST RUSHING YARDS

181, Donnel Pumphrey vs. Utah State\* (Oct. 23)  
 152, Chase Price vs. Wyoming\* (Nov. 14)  
 152, Donnel Pumphrey at San José State\* (Oct. 17)

### MOST RUSHING TOUCHDOWNS

3, Donnel Pumphrey at Hawai'i\* (Oct. 10)  
 2, Four times, Last: Donnel Pumphrey at UNLV\* (Nov. 21)

### LONGEST RUSH

64, Donnel Pumphrey at Colorado State\* (Oct. 31)  
 62, Donnel Pumphrey vs. Utah State\* (Oct. 23)  
 60, Donnel Pumphrey at UNLV\* (Nov. 21)

### MOST PASSING ATTEMPTS

30, Maxwell Smith at Penn State (Sept. 26)  
 26, Maxwell Smith vs. South Alabama (Sept. 19)  
 21, Maxwell Smith vs. San Diego (Sept. 5)

### MOST PASSING COMPLETIONS

12, Maxwell Smith vs. Wyoming\* (Nov. 14)  
 12, Maxwell Smith vs. South Alabama (Sept. 19)  
 11, Maxwell Smith at UNLV\* (Nov. 21)  
 11, Maxwell Smith at Colorado State\* (Oct. 31)  
 11, Maxwell Smith at Hawai'i\* (Oct. 10)

### MOST PASSING YARDS

184, Maxwell Smith at Hawai'i\* (Oct. 10)  
 180, Maxwell Smith at Colorado State\* (Oct. 31)  
 158, Maxwell Smith vs. South Alabama (Sept. 19)

### MOST PASSING TOUCHDOWNS

3, Maxwell Smith vs. Wyoming\* (Nov. 14)  
 2, Maxwell Smith vs. Fresno State\* (Oct. 3)  
 1, Maxwell Smith, six times, Last: at UNLV\* (Nov. 21)  
 1, Lloyd Mills vs. South Alabama (Sept. 19)

### LONGEST PASS

58, Maxwell Smith at Hawai'i\* (Oct. 10)  
 44, Maxwell Smith vs. Fresno State\* (Oct. 3)  
 43, Maxwell Smith at Colorado State\* (Oct. 31)

### MOST RECEPTIONS

5, Donnel Pumphrey at Penn State (Sept. 26)  
 5, Donnel Pumphrey vs. South Alabama (Sept. 19)  
 4, Eric Judge at Hawai'i\* (Oct. 10)  
 4, Mikah Holder at Penn State (Sept. 26)

### MOST RECEIVING YARDS

92, Eric Judge at Hawai'i\* (Oct. 10)  
 78, Mikah Holder at Penn State (Sept. 26)  
 72, Mikah Holder at Colorado State\* (Oct. 31)

### MOST RECEIVING TOUCHDOWNS

2, Mikah Holder vs. Wyoming\* (Nov. 14)  
 1, Twelve times, Last: Chase Price at UNLV\* (Nov. 21)

### LONGEST RECEPTION

58, Eric Judge at Hawai'i\* (Oct. 10)  
 44, Eric Judge vs. Fresno State\* (Oct. 3)  
 43, Mikah Holder at Colorado State\* (Oct. 31)

### MOST FIELD GOALS

3, Donny Hageman at San José State\* (Oct. 17)  
 3, Donny Hageman vs. San Diego (Sept. 5)  
 2, Donny Hageman, Three times, Last: at CSU\* (Oct. 31)

### LONGEST FIELD GOAL

54, Donny Hageman at Colorado State\* (Oct. 31)  
 54, Donny Hageman vs. South Alabama (Sept. 19)  
 41, Donny Hageman vs. Utah State\* (Oct. 23)

### MOST PUNTS

9, Tanner Blain at Hawai'i\* (Oct. 10)  
 9, Tanner Blain at California (Sept. 12)  
 8, Tanner Blain at Penn State (Sept. 26)

### HIGHEST PUNTING AVERAGE

46.8, Tanner Blain vs. South Alabama (Sept. 19)  
 44.4, Tanner Blain vs. San Diego (Sept. 5)  
 43.2, Tanner Blain at Colorado State\* (Oct. 31)

### LONGEST PUNT

63, Tanner Blain vs. San Diego (Sept. 5)  
 60, Tanner Blain vs. South Alabama (Sept. 19)  
 54, Tanner Blain at Hawai'i\* (Oct. 10)

### LONGEST PUNT RETURN

66, Damontae Kazee at UNLV\* (Nov. 21)  
 57, Lloyd Mills vs. South Alabama (Sept. 19)  
 41, Lloyd Mills vs. South Alabama (Sept. 19)

### MOST PUNT RETURN YARDS

108, Lloyd Mills vs. South Alabama (Sept. 19)  
 66, Damontae Kazee at UNLV\* (Nov. 21)  
 55, Lloyd Mills at Hawai'i\* (Oct. 10)

### LONGEST KICKOFF RETURN

100, Rashaad Penny at Penn State (Sept. 26)  
 97, Rashaad Penny vs. San Diego (Sept. 5)  
 41, Rashaad Penny at Colorado State\* (Oct. 31)

### MOST KICKOFF RETURN YARDS

137, Rashaad Penny at Penn State (Sept. 26)  
 97, Rashaad Penny vs. San Diego (Sept. 5)  
 93, Rashaad Penny at California (Sept. 12)

### MOST ALL-PURPOSE YARDS

207, Donnel Pumphrey at San José State\* (Oct. 17)  
 197, Donnel Pumphrey at Hawai'i\* (Oct. 10)  
 192, Rashaad Penny at Penn State (Sept. 26)

### MOST TACKLES

12, Calvin Munson at Hawai'i\* (Oct. 10)  
 11, Damontae Kazee vs. South Alabama (Sept. 19)  
 11, Malik Smith vs. South Alabama (Sept. 19)  
 11, Na'im McGee vs. South Alabama (Sept. 19)  
 11, Jake Fely at California (Sept. 12)

### MOST SACKS

3.0, Calvin Munson at San José State\* (Oct. 17)  
 2.0, Kyle Kelley at UNLV\* (Nov. 21)  
 2.0, Alex Barrett vs. Wyoming\* (Nov. 14)

### MOST TACKLES FOR LOSS

4.0, Calvin Munson at San José State\* (Oct. 17)  
 3.0, Alex Barrett vs. Wyoming\* (Nov. 12)  
 2.5, Kyle Kelley at UNLV\* (Nov. 21)

### MOST INTERCEPTIONS

3, Damontae Kazee vs. San Diego (Sept. 5)  
 2, Calvin Munson vs. San Diego (Sept. 5)  
 1, Thirteen times, Last: Kameron Kelly and Parker Baldwin at UNLV\* (Nov. 21)

### LONGEST INTERCEPTION RETURN

67, Calvin Munson vs. San Diego (Sept. 5)  
 55, Damontae Kazee at Colorado State\* (Oct. 31)  
 28, Parker Baldwin at UNLV\* (Nov. 21)

Red indicates TD scored on play

## THIRD DOWN EFFICIENCY ANALYSIS

Name	Total	Pct.	1	2	3	4	5	6-10	11+	Longest Converted
SAN DIEGO STATE	65-161	40.37	18-25	8-18	2-7	9-16	6-12	19-60	3-23	3rd & 18 vs San Diego
OPPONENTS	43-152	28.29	9-15	6-14	5-9	1-6	6-17	12-66	2-24	3rd & 17 at UNLV

## GOAL TO GO

Name	No.	Score	TD	FG	MFG	Downs	TOs	Half	Game	Points^	PPP
SAN DIEGO STATE	24	23	21	2	0	0	0	0	1	132	5.50
OPPONENTS	13	11	8	3	0	0	2	0	0	57	4.38

^ - Does not include PAT; PPP - Points per possession

## PUNT ANALYSIS

Name	Punts	Yards	Avg.	TB	Returns	Yards	Avg.	Net Pct. Not			Opp. Territory			Adj. 50 & Out		
								Average	Returned	In 20	In 10	In 5	No.	Yds.	No.	Avg.
Tanner Blain	62	2532	40.84	5	16	99	6.19	37.62	74.19%	21	9	2	12	446	50	41.72
<b>TOTALS</b>	<b>62</b>	<b>2532</b>	<b>40.84</b>	<b>5</b>	<b>16</b>	<b>99</b>	<b>6.19</b>	<b>37.62</b>	<b>74.19%</b>	<b>21</b>	<b>9</b>	<b>2</b>	<b>12</b>	<b>446</b>	<b>50</b>	<b>41.72</b>
<b>OPPONENTS</b>	<b>70</b>	<b>2921</b>	<b>41.73</b>	<b>4</b>	<b>21</b>	<b>223</b>	<b>10.62</b>	<b>37.40</b>	<b>70.00%</b>	<b>16</b>	<b>1</b>	<b>0</b>	<b>6</b>	<b>202</b>	<b>60</b>	<b>42.48</b>

Returns - times the opponent returned a punt, Yards - yards for the returned punts, Avg. - yards per returned punt, Pct. Not Returned - percent of the punts that were not returned, In 20 - inside 20, In 20 - inside 10, In 5 - inside 5, Opp. Territory - number and yards of punts inside opponents' territory, Adj. 50 & Out - punt average excluding punts inside opponents' territory.

## KICKOFF ANALYSIS

Name	Total	NR	FC	Muf	NA	TB	In 20	In 25	OB	OnS	Squib	Total YL	Return YL	AFP	AFP w/R
Donny Hageman	67	42	0	0	0	21	10	11	4	0	0	1357	1114	23.67	26.52
<b>TOTALS</b>	<b>67</b>	<b>42</b>	<b>0</b>	<b>0</b>	<b>0</b>	<b>21</b>	<b>10</b>	<b>11</b>	<b>4</b>	<b>0</b>	<b>0</b>	<b>1357</b>	<b>1114</b>	<b>23.67</b>	<b>26.52</b>
<b>OPPONENTS</b>	<b>39</b>	<b>25</b>	<b>1</b>	<b>0</b>	<b>1</b>	<b>11</b>	<b>4</b>	<b>3</b>	<b>3</b>	<b>1</b>	<b>0</b>	<b>1112</b>	<b>854</b>	<b>28.51</b>	<b>34.16</b>

NR - no. of returns, FC - fair catch, MUF - muffed, NA - no attempt of a return, TB - touchback, In 20 - inside 20, In 25 - inside 25, OB - out of bounds, Squib - squibs, Total YL - opponent total yardline, Return YL - opponent total yardline on returns, AFP - average field position on kickoffs, AFP/R - average field position on returned kickoffs.

# LAST TIME IT HAPPENED

## TEAM

Scored, 60 or More Points  
Scored, 50 or More Points  
Scored, 40 or More Points

Total Offense, 600 Yards or More  
Total Offense, 500 Yards or More  
Total Offense, 400 Yards or More

Total Offense, 85 or More Plays  
Total Offense, 75 or More Plays

30 or More First Downs  
25 or More First Downs

Two-Point Conversion

Rushing, 400 Yards or More  
Rushing, 300 Yards or More  
Rushing, 70 or More Attempts  
Rushing, 60 or More Attempts  
Rushing, 50 or More Attempts  
Rushing, 7 or More Touchdowns  
Rushing, 6 or More Touchdowns  
Rushing, 5 or More Touchdowns  
Rushing, 4 or More Touchdowns

Passing, 500 Yards or More  
Passing, 400 Yards or More  
Passing, 300 Yards or More  
Passing, 50 or More Attempts  
Passing, 40 or More Attempts  
Passing, 30 or More Attempts  
Passing, 30 or More Completions  
Passing, 25 or More Completions  
Passing, 20 or More Completions  
Passing, 6 or More Touchdowns  
Passing, 5 or More Touchdowns

Shut Out  
Shut Out Through 3 Quarters  
Shut Out Through Halftime  
Shut Out Through 1 Quarter

Recorded a Safety  
Allowed No Offensive Touchdowns

Allowed 200 Yards or Less Total Offense  
Allowed 100 Yards or Less Total Offense

Allowed 50 Yards or Less Rushing  
Allowed 100 Yards or Less Rushing  
Allowed 100 Yards or Less Passing

Allowed 10 First Downs or Fewer

## San Diego State

Nov. 3, 1990 vs. Utah (66)  
Nov. 21, 2015 at UNLV\* (52)  
Nov. 21, 2015 at UNLV\* (52)

Sept. 27, 2008 vs. Idaho (603)  
Nov. 21, 2014 vs. Air Force\* (502)  
Nov. 14, 2015 vs. Wyoming\* (431)

Oct. 26, 2013 vs. No. 15 Fresno State\* (87)  
Sept. 12, 2015 at California (75)

Nov. 27, 2010 vs. UNLV\* (30)  
Nov. 14, 2015 vs. Wyoming\* (25)

Nov. 9, 2013 at San José State\*

Nov. 24, 2012 at Wyoming\* (400)  
Oct. 23, 2015 vs. Utah State\* (336)  
Nov. 17, 1979 vs. Texas-El Paso (71)  
Oct. 23, 2015 vs. Utah State\* (61)  
Nov. 14, 2015 vs. Wyoming\* (53)  
Sept. 14, 1991 vs. Pacific (7)  
Oct. 5, 1991 at Hawai'i (6)  
Nov. 21, 2015 at UNLV\* (5)  
Nov. 21, 2015 at UNLV\* (5)

Nov. 20, 2010 vs. No. 25 Utah\* (528)  
Dec. 17, 2011 vs. La.-Lafayette (413)  
Nov. 21, 2014 vs. Air Force (326)  
Aug. 31, 2013 vs. Eastern Illinois (64)  
Nov. 30, 2013 at UNLV\* (46)  
Nov. 21, 2014 vs. Air Force\* (31)  
Nov. 19, 2011 vs. No. 10 Boise State\* (30)  
Aug. 31, 2013 vs. Eastern Illinois (27)  
Nov. 1, 2014 at Nevada\* (21)  
Oct. 24, 2009 at Colorado State\* (6)  
Oct. 24, 2009 at Colorado State\* (6)

Sept. 4, 2010 vs. Nicholls State (W, 47-0)  
Nov. 14, 2015 vs. Wyoming\* (W, 38-3)  
Nov. 21, 2015 at UNLV\* (W, 52-14)  
Nov. 21, 2015 at UNLV\* (W, 52-14)

Oct. 4, 2013 vs. Nevada\* (W, 51-44 (ot))  
Nov. 14, 2015 vs. Wyoming\* (W, 38-3)

Nov. 14, 2015 vs. Wyoming\* (191)  
Oct. 3, 2015 vs. Fresno State\* (89)

Oct. 3, 2015 vs. Fresno State\* (12)  
Nov. 21, 2015 at UNLV\* (80)  
Oct. 23, 2015 vs. Utah State\* (95)

Oct. 3, 2015 vs. Fresno State\* (6)

## Opponent

Nov. 15, 2008 vs. No. 7 Utah\* (63)  
Sept. 29, 2012 at Fresno State\* (52)  
Nov. 30, 2013 at UNLV\* (45)

Sept. 29, 2012 at Fresno State\* (655)  
Sept. 19, 2015 vs. South Alabama (511)  
Sept. 26, 2015 at Penn State (400)

Oct. 4, 2013 vs. Nevada\* (109)  
Sept. 19, 2015 vs. South Alabama (83)

Oct. 4, 2013 vs. Nevada\* (33)  
Nov. 8, 2014 vs. Idaho (26)

Nov. 12, 2011 at Colorado State\*

Sept. 10, 2011 vs. Army (403)  
Nov. 10, 2012 vs. Air Force\* (320)  
Sept. 10, 2011 vs. Army (77)  
Nov. 10, 2012 vs. Air Force\* (68)  
Oct. 4, 2013 vs. Nevada\* (58)

Sept. 29, 2012 at Fresno State\* (536)  
Sept. 29, 2012 at Fresno State\* (536)  
Sept. 26, 2015 at Penn State (328)  
Oct. 26, 2013 vs. No. 15 Fresno State\* (57)  
Nov. 9, 2013 at San José State\* (48)  
Sept. 26, 2015 at Penn State (36)  
Oct. 26, 2013 vs. No. 15 Fresno State\* (35)  
Nov. 9, 2013 at San José State\* (25)  
Sept. 26, 2015 at Penn State (22)

Nov. 30, 2013 at UNLV\* (5)

Nov. 18, 2006 at TCU\* (L, 0-52)  
Nov. 21, 2009 at No. 23 Utah\* (L, 7-38)  
Sept. 7, 2013 at No. 3 Ohio State (L, 7-42)  
Sept. 19, 2015 vs. South Alabama (L, 27-34 (ot))

Aug. 30, 2008 vs. Cal Poly (L, 27-29)  
Dec. 20, 2012 vs. Brigham Young (L, 6-23)

Oct. 11, 2008 vs. Air Force\* (165)  
Oct. 4, 2008 at TCU\* (85)

Nov. 13, 2010 at No. 3 TCU\* (38)  
Nov. 30, 2013 at UNLV\* (88)  
Oct. 23, 2015 vs. Utah State\* (93)

Nov. 13, 2010 at No. 3/3 TCU\* (7)

# LAST TIME IT HAPPENED, cont.

<u>TEAM</u>	<u>San Diego State</u>	<u>Opponent</u>
Did Not Commit a Turnover	Nov. 21, 2015 at UNLV* (0)	Oct. 3, 2015 vs. Fresno State* (0)
Recorded 6 or More Turnovers	Sept. 5, 2015 vs. San Diego (6)	
Recorded 5 or More Turnovers	Sept. 5, 2015 vs. San Diego (6)	
Intercepted 5 or More Passes	Sept. 5, 2015 vs. San Diego (5)	
Intercepted 4 or More Passes	Sept. 5, 2015 vs. San Diego (5)	
Intercepted 3 or More Passes	Oct. 31, 2015 at Colorado State* (3)	Sept. 6, 2014 at No. 21 North Carolina (3)
Recovered 4 Fumbles	Dec. 23, 2014 vs. Navy (4)	Nov. 16, 2013 at Hawai'i* (4)
Recovered 3 Fumbles	Oct. 23, 2015 vs. Utah State* (3)	Sept. 26, 2015 at Penn State (3)
Scored a Defensive Touchdown	Oct. 31, 2015 at Colorado State* (interception return)	Sept. 26, 2015 at Penn State (fumble return)
Recorded 10 or More Tackles For Loss	Nov. 21, 2015 at UNLV* (12)	
Recorded 5 or More Sacks	Nov. 21, 2015 at UNLV* (7)	Sept. 29, 2012 at Fresno State* (5)
No Penalties	Oct. 13, 2012 vs. Colorado State*	
Time of Possession, 35 plus minutes	Oct. 23, 2015 vs. Utah State* (37:15)	Sept. 20, 2014 at Oregon State (35:27)

## INDIVIDUAL

### RUSHING

Rushing, 300 Yards or More	300, by Marshall Faulk vs. Hawai'i*, W - 52-28, Nov. 14, 1992
Rushing, 200 Yards or More	261, by Donnel Pumphrey vs. San José State* - W, 38-7, Nov. 29, 2014
Rushing, 150 Yards or More	152, by Chase Price vs. Wyoming* - W, 38-3, Nov. 14, 2015
Rushing, 100 Yards or More	152, by Chase Price and 140, by Donnel Pumphrey vs. Wyoming*, W - 38-3, Nov. 14, 2015
Had two 100-yard rushers	152, by Chase Price and 140, by Donnel Pumphrey vs. Wyoming*, W - 38-3, Nov. 14, 2015
Rushing, 40 Times or More	40, by Lynell Hamilton vs. Wyoming*, W - 25-20, Oct. 25, 2003
Rushing, 35 Times or More	40, by Lynell Hamilton vs. Wyoming*, W - 25-20, Oct. 25, 2003
Rushing, 30 Times or More	30, by Donnel Pumphrey at Hawai'i*, W - 28-14, Oct. 10, 2015
Rushing, 25 Times Or More	29, by Donnel Pumphrey vs. Wyoming*, W - 38-3, Nov. 14, 2015
Rushing, 4 Touchdowns or More	4, by Donnel Pumphrey vs. UNLV*, W - 34-17, Sept. 27, 2014
Rushing, 3 Touchdowns or More	3, by Donnel Pumphrey at Hawai'i* - W, 28-14, Oct. 10, 2015
Rushing, 2 Touchdowns or More	2, by Donnel Pumphrey at UNLV* - W, 52-14, Nov. 21, 2015
Had a run of 80 yards or more	93, by Donnel Pumphrey at New Mexico*, W - 24-14, Oct. 10, 2014
Had a run of 70 yards or more	93, by Donnel Pumphrey at New Mexico*, W - 24-14, Oct. 10, 2014
Had a run of 60 yards or more	60, by Donnel Pumphrey at UNLV* - W, 52-14, Nov. 21, 2015
Had a run of 50 yards or more	60, by Donnel Pumphrey at UNLV* - W, 52-14, Nov. 21, 2015

Passing, 500 Yards or More	528, by Ryan Lindley vs. No. 25 Utah*, L - 34-38, Nov. 20, 2010
Passing, 400 Yards or More	413, by Ryan Lindley vs. Louisiana-Lafayette, L - 30-32, Dec. 17, 2011
Passing, 300 Yards or More	326, by Quinn Kaehler vs. Air Force*, W - 30-14, Nov. 21, 2014
Attempted 50 or more passes	63, by Adam Dingwell vs. Eastern Illinois, L - 19-40, Aug. 31, 2013
Attempted 40 or more passes	46, by Quinn Kaehler at UNLV*, L - 19-45, Nov. 30, 2013
Attempted 30 or more passes	30, by Quinn Kaehler vs. Air Force*, W - 30-14, Nov. 21, 2014
Completed 40 or more passes	40, by Todd Santos vs. Stanford, L - 40-44, Oct. 17, 1987
Completed 35 or more passes	36, by Ryan Lindley vs. No. 25 Utah*, L - 34-38, Nov. 20, 2010
Completed 30 or more passes	30, by Ryan Lindley vs. No. 10 Boise State*, L - 35-52, Nov. 19, 2011
Threw six touchdown passes	6, by Ryan Lindley at Colorado State*, W - 42-28, Oct. 24, 2009
Threw five touchdown passes	6, by Ryan Lindley at Colorado State*, W - 42-28, Oct. 24, 2009
Threw four touchdown passes	4, by Ryan Lindley vs. Cal Poly, W - 49-21, Sept. 3, 2011
Threw three touchdown passes	3, by Maxwell Smith vs. Wyoming*, W - 38-3, Nov. 14, 2015
Completed a pass of 80 yards or more	80, by Quinn Kaehler to Colin Lockett vs. Oregon State, L - 30-34, Sept. 21, 2013
Completed a pass of 70 yards or more	75, by Quinn Kaehler to Ezell Ruffin vs. New Mexico*, W - 35-30, Nov. 2, 2013
Completed a pass of 60 yards or more	75, by Quinn Kaehler to Ezell Ruffin vs. New Mexico*, W - 35-30, Nov. 2, 2013
Completed a pass of 50 yards or more	58, by Maxwell Smith to Eric Judge at Hawai'i*, W - 28-14, Oct. 10, 2015

# LAST TIME IT HAPPENED, cont.

## INDIVIDUAL

### RECEIVING

Caught 15 or more passes	15, by DeMarco Sampson at Colorado State*, W - 42-28, Oct. 24, 2009
Caught 10 or more passes	10, by Ezell Ruffin vs. No. 15 Fresno State*, L - 28-35 (ot), Oct. 26, 2013
Had 200 or more yards receiving	257, by DeMarco Sampson at Colorado State*, W - 42-28, Oct. 24, 2009
Had 150 or more yards receiving	165, by Ezell Ruffin vs. New Mexico*, W - 35-30, Nov. 2, 2013
Had 100 or more yards receiving	126, by Ezell Ruffin vs. Air Force*, W - 30-14, Nov. 21, 2014
Had two 100-yard receivers	125, by Gavin Escobar and 102, by Colin Lockett vs. Fresno State, W - 35-28, Dec. 3, 2011
Caught three or more TDs	3, by Colin Lockett vs. Louisiana-Lafayette, L - 30-32, Dec. 17, 2011
Caught two or more TDs	2, by Mikah Holder vs. Wyoming*, W - 38-3, Nov. 14, 2015

### TOTAL OFFENSE

Had 500 or more yards total offense	518, by Ryan Lindley vs. No. 25 Utah, L - 34-38, Nov. 20, 2010
Had 400 or more yards total offense	419, by Ryan Lindley vs. Louisiana-Lafayette, L - 30-32, Dec. 17, 2011
Had 100 yards both passing and rushing	229 (passing), 101 (rushing), by Kevin O'Connell at Brigham Young*, L - 16-49, Nov. 6, 2004

### SCORING

Accounted for five or more TDs	5, by Ryan Katz vs. Hawai'i*, W - 52-14, Oct. 6, 2012
Accounted for four or more TDs	4, by Donnel Pumphrey vs. UNLV*, W - 34-17, Sept. 27, 2014
Accounted for three or more TDs	3, by Donnel Pumphrey at Colorado State*, W - 41-17, Oct. 31, 2015

### RETURNS

Returned a fumble for a touchdown	52, by Everett Beed vs. Air Force*, W - 28-9, Nov. 10, 2012
Returned an interception for a touchdown	55, by Damontae Kazee at Colorado State*, W - 41-17, Oct. 31, 2015
Returned a kickoff for a touchdown	100, by Rashaad Penny at Penn State, L - 21-37, Sept. 26, 2015
Returned a punt for a touchdown	66, by Damontae Kazee vs. UNLV, W - 38-7, Nov. 21, 2015
Returned a two-point conversion	by David Lamar at New Mexico State, W - 26-16, Sept. 28, 2013
Returned a blocked punt for a touchdown	by Freddy Keiaho vs. New Mexico*, L - 24-47, Oct. 22, 2005
Returned a blocked field goal for a touchdown	Has not happened since start of 2003 season

### DEFENSE

Intercepted three or more passes	3, by Damontae Kazee vs. San Diego, W - 37-3, Sept. 5, 2015
Intercepted two or more passes	3, by Damontae Kazee and 2, by Calvin Munson vs. San Diego, W - 37-3, Sept. 5, 2015
Recovered three or more fumbles	Never
Recovered two or more fumbles	2, by Kirk Morrison at New Mexico*, L - 8-15, Nov. 9, 2002
Recorded 15 or more tackles	15, by Nat Berhe at Nevada*, W - 39-38 (ot), Oct. 20, 2012
Recorded 10 or more tackles	10, by Na'im McGee vs. Utah State* - W, 48-14, Oct. 23, 2015
Recorded three or more quarterback sacks	3.0, by Calvin Munson at San José State* - W, 30-7, Oct. 17, 2015
Recorded two quarterback sacks	2.0, by Alex Barrett vs. Wyoming* - W, 38-3, Nov. 14, 2015
Recorded four tackles for loss	4.0, by Calvin Munson at San José State* - W, 30-7, Oct. 17, 2015
Recorded three tackles for loss	3.0, by Alex Barrett vs. Wyoming* - W, 38-3, Nov. 14, 2015

### SPECIAL TEAMS

Scored 15 or more points kicking	16, by Tommy Kirovski at Hawai'i, L - 40-41, Dec. 7, 2002
Scored 10 or more points kicking	11, by Donny Hageman at Colorado State* - W, 41-17, Oct. 31, 2015
Kicked five or more field goals	Never
Kicked four or more field goals	4, by Wes Feer vs. Eastern Illinois, L - 19-40, Aug. 31, 2013
Kicked three or more field goals	3, by Donny Hageman at San José State* - W, 30-7, Oct. 17, 2015
Kicked two field goals of 50 or more yards	51 and 50, by Chris O'Brien vs. New Mexico, W - 37-31, Nov. 17, 1984
Kicked a 50-yard field goal	54, by Donny Hageman at Colorado State* - W, 41-17, Oct. 31, 2015
Kicked a punt 70 or more yards	89, by Brian Stahovich at Wyoming*, W - 48-38, Oct. 30, 2010
Kicked a punt 60 or more yards	63, by Tanner Blain vs. San Diego, W - 37-3, Sept. 5, 2015
Punted nine or more times	9, by Tanner Blain at Hawai'i*, W - 28-14, Oct. 10, 2015
Totaled 100 or more kick return yards	137, by Rashaad Penny at Penn State, L - 21-37, Sept. 26, 2015
Totaled 100 or more punt return yards	106, by Lloyd Mills vs. South Alabama, L - 27-34 (ot), Sept. 19, 2015
Blocked a punt	by Kameron Kelly vs. UNLV*, W - 34-17, Sept. 27, 2014
Blocked a field goal	by Kyle Kelley at Penn State, L - 21-37, Sept. 26, 2015
Blocked a PAT	by Sam Meredith at New Mexico State, W - 26-16, Sept. 28, 2013