

SAN DIEGO STATE FOOTBALL

10 Bowl Game Appearances Since 2010 • 21 Conference Championships • 2016, 2015, 2012 Mountain West Champions
 Contacts: Mike May, senior associate AD (mmay@sdsu.edu); Jamie McConeghy, assistant AD/media relations (jmcconeg@sdsu.edu)

GAME 10

No. —/rv **NEVADA WOLF PACK** (7-2; 4-1 MW) at No. /rv **SAN DIEGO STATE AZTECS** (8-1; 4-1 MW)
 Sat., Nov. 13 :: 7:30 p.m. PT (announced) / 7:32 p.m. PT+possible 5 min. slide (kick) :: Dignity Health Sports Park (27,000) :: Carson, Calif.

NEVADA

| FBS Rk. | | Statistics | | FBS Rk. | |
|--------------------|-------|---------------------------|--------------------|---------|-------|
| 36.4 | 18 | Points/Game | 70 | 28.2 | |
| 24.3 | 62 | Points Allowed/Game | 10 | 16.7 | |
| 70.2 | 129 | Rushing Yds./Game | 35 | 192.7 | |
| 130.4 | 38 | Rushing Yds. Allowed/Game | 6 | 91.2 | |
| 376.3 | 3 | Passing Yds./Game | 127 | 132.6 | |
| 254.8 | 101 | Passing Yds. Allowed/Game | 43 | 208.7 | |
| 446.6 | 28 | Total Offense/Game | 116 | 325.2 | |
| NEVADAWOLFPACK.COM | 385.2 | 67 | Total Defense/Game | 9 | 299.9 |

SAN DIEGO STATE



LIVE COVERAGE

TV and Stream: CBS Sports Network

Rich Waltz (play-by-play)
 Aaron Taylor (analysis)
 Jenny Dell (sidelines)
 Deb Boulac (producer)



Aztecs Radio Network: 101.5 KGB / XTRA 1360 / iHeart Radio App / Sirius/XM channel 85

pregame starts two hours before kickoff; postgame show is one hour
 Ted Leitner (play-by-play)
 Rich Ohrnberger (analyst)
 Jon Schaeffer (pre, half, post)
 Mike Costa (pre)
 J.R. Tolver (pre)



Live Stats: GoAztecs.com

THE SERIES

Series: San Diego State leads, 7-6
 Home: 5-3, Away: 2-3
 SDCCU Stadium/Qualcomm/Jack Murphy/SD: 5-1
 Mackay Stadium: 2-2
 Longest SDSU Win Streak: 4, 1995-2013
 Longest UN Win Streak: 3, 2018-20

2021 SCHEDULE (8-1 / 4-1 MW)

| | | |
|--|--|-----------------------|
| | New Mexico State Sat., Sept. 4 7:30 p.m. PT Carson, Calif. CBSSN | W, 28-10 |
| | at Arizona Sat., Sept. 11 7 p.m. PT Tucson, Ariz. Pac-12 Networks | W, 38-14 |
| | Utah Sat., Sept. 18 4 p.m. PT Carson, Calif. CBSSN | W, 33-31 (30T) |
| | Towson Sat., Sept. 25 12:30 p.m. PT Carson, Calif. Stadium | W, 48-21 |
| | New Mexico* Sat., Oct. 9 6 p.m. PT Carson, Calif. FS1 | W, 31-7 |
| | at San José State* Fri., Oct. 15 7:30 p.m. PT San Jose, Calif. CBSSN | W, 19-13 (20T) |
| | at Air Force* Sat., Oct. 23 5 p.m. MT Colorado Springs, Colo. CBSSN | W, 20-14 |
| | Fresno State* Sat., Oct. 30 7:30 p.m. PT Carson, Calif. CBSSN | L, 20-30 |
| | at Hawai'i* Sat., Nov. 6 5 p.m. HT Honolulu, Hawaii FS1 | W, 17-10 |
| | Nevada* Sat., Nov. 13 7:30 p.m. PT Carson, Calif. CBSSN | |
| | at UNLV* Fri., Nov. 19 8:30 p.m. PT Las Vegas, Nev. CBSSN | |
| | Boise State* Fri., Nov. 26 9 a.m. PT Carson, Calif. CBS | |

| :: TOC | Page No. | :: TOC | Page No. |
|-----------------------|----------|-----------------|----------|
| Media Availability | 2 | Coaching Staff | 21 |
| General Notes | 3-18 | Roster/Two-Deep | 22-24 |
| Series History | 8-10 | Recaps | 25-33 |
| MW / Opponent Info | 19 | Player Profiles | 34-82 |
| Head Coach Brady Hoke | 20 | Statistics | 83-100 |

SCENE SETTER (as of Sunday, Nov. 7)

- San Diego State (8-1, 4-1 Mountain West) and Nevada (7-2, 4-1 MW), the two teams atop the West Division standings in the Mountain West, meet Saturday night in Carson, California, with the winner owning the inside track to the MW Championship game.
- San Diego State, which was picked to finish third in the West Division of the media preseason poll and did not receive a single top 25 vote, faces the team selected as the preseason favorite to win the West.
- Saturday marks the 14th meeting between the Aztecs and the Wolf Pack, with San Diego State owning a 7-6 series lead. Nevada has claimed the last three games in the series by a total of 13 points.
- At 8-1, San Diego State has matched its best nine-game start in the last 51 seasons. The last time the Aztecs owned an 8-1 record through nine games was 2016 (8-1) and the last time they had a better mark was a 9-0 start in 1970.
- San Diego State features one of the best defenses in the nation and ranks first in the Mountain West in scoring defense (16.7) and pass efficiency defense (105.07). Nevada is an elite offensive team, leading the MW in scoring (36.4) and passing (376.3).
- San Diego State is one of only 16 schools nationally with one or fewer losses (four undefeated teams and 12 one-loss teams).
- For the first time in school history, San Diego State made an appearance in the CFP Rankings last week (Nov. 2) at No. 24.
- San Diego State features one of the nation's top defenses. The Aztecs are sixth in rushing defense (91.2), seventh in team passing efficiency (105.07) and third down conversion percentage (29.8), ninth in total defense (299.9), 10th in scoring defense (18.7), 18th in sacks (3.00) and 23rd in passes intercepted (10).
- San Diego State's special teams are among the best in the nation as well. ESPN College Football Efficiencies rate the Aztec special teams as the sixth-best nationally. Junior **Matt Araiza** currently leads the nation in punting (51.9) and is on pace to set an FBS record while senior **Jordan Byrd** is 6th nationally in kickoff return average (31.4). Meanwhile, the Aztecs have blocked three punts this season to rank third in that category.
- For the sixth straight time San Diego State responded from a loss with a victory, winning at Hawai'i, 17-10, on Saturday night. The Aztecs never trailed, in picking up its eighth win of the season.
- SDSU won the game in typical Aztec fashion. The Aztecs owned an edge in turnovers (SDSU 1, Hawai'i 2), an edge in field position (average starting field position: SDSU 35, Hawai'i 27) and a large advantage in time of possession (SDSU: 34:07, Hawai'i 25:53).
- SDSU limited Hawai'i to 260 yards, its lowest offensive output in a regular season home game since the Aztecs held UH to 195 yards on Oct. 28, 2017. That date is also the last time the Rainbow Warriors scored 10 points or fewer in a home game.
- Offensively, the Aztecs kept the ball for 34:07 of the contest and put together scoring drives of 15, 14 and eight plays.
- San Diego State is 28-3 the last 31 times it has possessed the ball at least 34 minutes and 40-2 the last 42 times it has had a turnover margin advantage.

ARAIZA TAKES AIM AT NCAA SINGLE-SEASON RECORDS

| Category | Araiza Record | FBS |
|------------------|---------------|-------|
| Punt Average+ | 51.95 | 50.98 |
| Net Punt Average | 44.93 | 45.04 |
| 50+ Yard Punts | 30 | 32 |
| 60+ Yard Punts | 15 | 14 |

+ - The current NCAA FBS record is 50.98 set by Braden Mann of Texas A&M in 2018.

FBS MOST NON-OFFENSIVE TOUCHDOWNS / SINCE 2020

| Rk. | School | TD |
|-----|------------------|----|
| 1. | Alabama | 10 |
| | Houston | 10 |
| 3. | Ohio State | 9 |
| 4. | San Diego State | 8 |
| | Auburn | 8 |
| | Boise State | 8 |
| | Middle Tennessee | 8 |
| | Oklahoma State | 8 |

During this span, SDSU has three PR TDs (T-most in the country), three int. returns for TD and 2 KO returns for TD.

FBS COMBINED FB & MBB WINNING PCT. / SINCE 2010

Below is a list of the highest combined football and men's basketball winning pct. (as of Nov. 6, 2021).

| Rk. | School | Pct. |
|-----|-----------------|------|
| 1. | Ohio State | .750 |
| 2. | San Diego State | .737 |
| 3. | Oregon | .730 |
| 4. | Michigan State | .712 |
| 5. | Cincinnati | .708 |
| 6. | Wisconsin | .705 |
| 7. | Duke | .697 |
| 8. | Louisville | .696 |

SAN DIEGO STATE MEDIA AVAILABILITY: NEVADA

| 7 | SUN | 8 | MON | 9 | TUE | 10 | WED | 11 | THU | 12 | FRI | 13 | SAT |
|---|-----|---|-----|--|-----|---|-----|---|-----|---|-----|--|-----|
| <p>No practice</p> <p>No media availability.</p> | | <p>First 20 minutes of practice are open to members of the media that cover San Diego State athletics on a regular basis. Must RSVP. Contact the media relations office for details.</p> <p>Game Notes Available</p> | | <p>FINAL MEDIA DAY FOR COACHES/STUDENT-ATHLETES</p> <p>12:15 p.m. - SDSU Virtual News Conference</p> <p>Contact the media relations office for details.</p> <p>First 20 minutes of practice are open to members of the media that cover San Diego State athletics on a regular basis. Must RSVP. Contact the media relations office for details.</p> <p>News Conference Video News Conference Quotes</p> | | <p>Closed Practice</p> <p>No media availability.</p> <p>6 p.m. - The Brady Hoke Show live on XTRA 1360.</p> <p>Broadcast Flip Card Available</p> | | <p>Closed Practice</p> <p>No media availability.</p> | | <p>Closed Practice</p> <p>No media availability.</p> | | <p>San Diego State vs. Nevada, 7:30 p.m. PT on CBS Sports Network.</p> <p>Postgame News Conference - San Diego State's locker room is closed. Coach Hoke and selected players will be available after a cooling off period via a zoom call. Contact the media relations office for details.</p> <p>Live: Game Live: Stats Game Stats Postgame Notes Postgame Quotes News Conference Archive Highlights</p> | |

Items in red are sent out to the media distribution list and/or are available on that day at GoAztecs.com.

SDSU MEDIA RELATIONS

Phone: (619) 594-5547

Fax: (619) 582-6541

Overnight Address:

Aztec Athletics Center, Suite 3014
5302 55th Street
San Diego, CA 92182-4309

Website: GoAztecs.com

Public Twitter: GoAztecs

Game Notes Twitter: GoAztecsStats

Mike May*% | Senior Assoc. AD/Comm. & Media Relations

Office: (619) 594-5547 **Cell:** (619) 957-8372

E-Mail: mmay@sdsu.edu

Jamie McConeghy* | Assistant AD - Media Relations

Office: (619) 594-4348 **Cell:** (607) 435-5577

E-Mail: jmcconeg@sdsu.edu

Jim Solien^ | Assistant Media Relations Director

Office: (619) 594-2576

E-Mail: jsolien@sdsu.edu

Ben Pearson | Assistant Media Relations Director

Office: (619) 594-2576

E-Mail: bpearson@sdsu.edu

Richard Stern | Assistant Media Relations Director

Office: (619) 594-5548

E-Mail: rstern@sdsu.edu

Jason Bott | Coordinator of Multimedia Productions

Office: (619) 594-2428

E-Mail: jbott@sdsu.edu

* primary football contacts; ^ secondary contact; % credential requests

PRACTICE

All practices are closed to both the public and the media with the exception being the first 20 minutes of Monday and Tuesday's workouts (media only). Members of the media planning to attend Monday or Tuesday's practice will need to email the media relations office to be placed on a list to gain access to the practice fields.

Post-practice interview requests should be submitted to the San Diego State media relations office no later than noon PT on the day of the potential interview. Other interview requests must be made at least 24 hours in advance.

TUESDAY NEWS CONFERENCE

This fall, SDSU will hold a virtual news conference via zoom on Tuesday's at 12:15 p.m. PT. In addition to head coach Brady Hoke, select student-athletes will also be available.

Contact the SDSU media relations office for the link to the news conference.

A transcript of the weekly media luncheon will be posted on GoAztecs.com. Contact the media relations office for additional details.

THE BRADY HOKE RADIO SHOW

This season, the Brady Hoke Show will air live weekly on Wednesday evenings from 6-7 p.m. PT on XTRA 1360.

VIDEO FOOTAGE OF GAMES

Video highlights and interview footage will once again be available to the media for all of San Diego State's home and road games. For more information contact coordinator of multimedia productions Jason Bott at (619) 594-2428 or via e-mail at jbott@sdsu.edu.

COLLEGEPRESSBOX.COM

Collegepressbox is the official media website for Division I football. Access and download game notes, quotes, statistics, media guides, headshots, logos and more for all FBS schools, conferences, postseason games, awards and the College Football Playoff. For access, please register for an account at collegepressbox.com/register.

- San Diego State, which was picked to finish third in the West Division of the Mountain West this season, is 3-1 as an underdog this year and is 12-7 straight-up as an underdog since Oct. 17, 2015.
- Junior defensive end **Cameron Thomas** has the best defensive rating in the nation (per PFF) among players with 455 snaps. He has the most quarterback hits in the nation (16), is second in the country in quarterback pressures (50) and leads the team in tackles for loss (13) and quarterback hurries (14).
- Senior left tackle **Zachary Thomas** ranks ninth nationally among tackles in Pro Football Focus blocking grades (min. 400 snaps). In 531 snaps this season, Thomas has allowed no sacks, no QB hits and has committed just one penalty.
- Defensively, San Diego State has been one of the top units nationally for the better part of a decade. In the 16 games in which **Kurt Mattix** has served as defensive coordinator (since the start of 2020 season), San Diego State ranks third nationally in rushing touchdowns allowed (9), rushing yards allowed per game (94.6) and total defense (292.3), fifth in pass efficiency defense (109.4) and yards allowed per rush (3.0), and seventh in scoring defense (17.2).

THE LEGEND OF MATT ARAIZA

- Junior punter/placekicker **Matt Araiza**, an AP first-team midseason All-American, continues to lead the nation and is on pace to break the NCAA FBS record for punt average.
- For the season, **Araiza** leads FBS in punt average at 52.0 yards. He has 30 punts that have traveled at least 50 yards and has 29 punts downed inside the 20-yard line.
- Araiza** has six punts this season of at least 70 yards, including the longest (86 yards), tied for the fifth longest (81), ninth longest (79), tied for the 11th longest (77), tied for the 16th longest (75) and tied for the 22nd longest (72).
- Since 1996, **Araiza** has two games with at least an 80-yard punt and a 50-yard field goal. It has only happened one other time in a FBS game in the last 26 seasons (Utah's Louie Sakoda at Wyoming on Oct. 11, 2008) over that span.
- Against Air Force, **Araiza** earned his third MW Special Teams Player of the Week honor of the 2021 campaign by averaging 54.8 yards per punt and a 50.8 net punt average, with a long of 81 yards (no return on that punt) and two field goals, including a 51-yarder. Additionally, all five of his kickoffs went for touchbacks.

2020 SEASON REVIEW

- San Diego State is coming off a 4-4 campaign, including a 4-2 record in Mountain West play. Despite having its winning seasons streak snapped at 10 (SDSU has now finished .500 or better in 11 straight seasons), the Aztecs posted their best league record since going 6-2 in Mountain West play in 2017.
- San Diego State spent the 2020 campaign trying to integrate a new head coach (**Brady Hoke**), offensive coordinator (**Jeff Hecklinski**) and defensive coordinator (**Kurt Mattix**) during pandemic protocols. The pandemic made things particularly difficult as SDSU did not have a full pads spring practice when that was canceled, did not have the ability to work out in person during summer and had stringent protocols when fall practice started. Among the more challenging protocols in the fall were lineman that

FBS NCAA SINGLE-SEASON PUNT AVERAGE

| Rk. | Player, Team (Season) | Avg. |
|-----|-------------------------------|-------|
| 1. | Matt Araiza, SDSU (21) | 51.95 |
| 2. | Braden Mann, Tx. A&M (18) | 50.98 |
| 3. | Chad Kessler, LSU (97) | 50.28 |
| 4. | Reggie Roby, Iowa (81) | 49.84 |

FBS NCAA SINGLE-SEASON MOST PUNTS 60+ YARDS

| Rk. | Player, Team (Season) | No. |
|-----|-------------------------------|-----|
| 1. | Matt Araiza, SDSU (21) | 15 |
| 2. | Braden Mann, Tx. A&M (18) | 14 |

FBS NCAA SINGLE-SEASON MOST PUNTS 50+ YARDS

| Rk. | Player, Team (Season) | No. |
|-----|-------------------------------|-----|
| 1. | Todd Sauerbrun, WVU (94) | 32 |
| | Matt Araiza, SDSU (21) | 30 |

FBS NCAA 2021 MOST PUNTS OF 70+ YARDS

| Rk. | Player, Team | No. |
|-----|------------------------------|-----|
| 1. | Matt Araiza, SDSU | 6 |
| 2. | Cameron Dicker (Texas) | 2 |
| | Colin Goodfellow (Kentucky) | 2 |
| | Kai Kroeger (South Carolina) | 2 |

BEST FBS RECORD SINCE 2015

Below is a list of the highest winning percentages in the nation for FBS schools since the beginning of the 2015 season. *BG - indicates number of bowl games the team has participated in since 2015. AP Rk. - indicates current team ranking in the Associated Press poll. (note: minimum 67 games played as an FBS school; through Nov. 6).*













| Rk. | Team | W | L | Pct. |
|-----|------------------------|-----------|-----------|-------------|
| 1. | Alabama | 87 | 7 | .926 |
| 2. | Clemson | 85 | 10 | .895 |
| 3. | Ohio State | 76 | 9 | .894 |
| 4. | Oklahoma | 76 | 12 | .864 |
| 5. | Georgia | 71 | 17 | .807 |
| 6. | Appalachian State | 70 | 17 | .805 |
| 7. | Notre Dame | 65 | 20 | .765 |
| 8. | Boise State | 62 | 21 | .747 |
| 9. | Wisconsin | 62 | 22 | .738 |
| 10. | San Diego State | 61 | 23 | .726 |
| 11. | Iowa | 60 | 23 | .723 |
| 12. | Oklahoma State | 61 | 24 | .718 |
| 13. | LSU | 60 | 24 | .714 |
| 14. | Michigan | 57 | 23 | .713 |
| 15. | Penn State | 59 | 25 | .702 |
| 16. | Memphis | 60 | 27 | .690 |
| 17. | Utah | 55 | 26 | .679 |
| 18. | Washington | 54 | 26 | .675 |
| 19. | Texas A&M | 56 | 28 | .667 |
| 20. | Cincinnati | 55 | 28 | .663 |

CALIFORNIA FBS RECORDS SINCE 2015

Below is a look at the best records in the state of California since the beginning of the 2015 campaign (through Nov. 6). *BG - indicates number of bowl games the team has participated in since 2015. AP Rk. - indicates current team ranking in the Associated Press poll.*

| Rk. | Team | W | L | Pct. | BG | AP Rk. |
|-----|------------------------|-----------|-----------|-------------|----------|-----------|
| 1. | San Diego State | 61 | 23 | .726 | 5 | rv |
| 2. | Stanford | 51 | 30 | .630 | 4 | - |
| | USC | 51 | 30 | .630 | 4 | - |
| 4. | Fresno State | 40 | 40 | .500 | 2 | - |
| 5. | California | 37 | 39 | .487 | 3 | - |
| 6. | UCLA | 33 | 45 | .423 | 2 | - |
| 7. | San José State | 30 | 50 | .375 | 2 | - |

SCHEDULE / RESULTS

| Date | Opponent | Site | TV/Stream | Time/Result | Series | Notes |
|----------|---|---|--------------------|----------------|------------------|--|
| Sept. 4 |  New Mexico State Aggies | Carson, Calif. Dignity Health Sports Park | CBS Sports Network | W, 28-10 | SDSU, 10-1-1 | Aztecs have won 9 straight in the series; SDSU rallied from a 10-0 halftime deficit |
| Sept. 11 |  at Arizona Wildcats | Tucson, Ariz. Arizona Stadium | Pac-12 Networks | W, 38-14 | Arizona, 10-6 | SDSU outgains UA, 454-228; Scores first 21 pts.; Arizona at SDSU to open Aztec Stadium in '22 |
| Sept. 18 |  Utah Utes | Carson, Calif. Dignity Health Sports Park | CBS Sports Network | W, 33-31 (3ot) | Utah, 17-13-1 | Longest game in SDSU history; SDSU rushes for 204 yards; Defends 2-pt. conversion to win |
| Sept. 25 |  Towson Tigers | Carson, Calif. Dignity Health Sports Park | Stadium | W, 48-21 | SDSU, 1-0 | SDSU plays w/out 4 inj. starters; Aztecs outrush Tigers, 281-15; have 38:10 TOP |
| Oct. 9 |  New Mexico Lobos | Carson, Calif. Dignity Health Sports Park | FS1 | W, 31-7 | SDSU, 28-15 | SDSU outgains Lobos, 336-193; UNM's only points come on a FR in 3rd quarter |
| Oct. 15 |  at San José State Spartans | San Jose, Calif. CEFCU Stadium | CBS Sports Network | W, 19-13 (2ot) | SDSU, 23-20-2 | Aztecs are 8-1 in last 9 against SJSU; Def. allows 6 pts. in reg.; Johnson/Mathews connect 2x in OT |
| Oct. 23 |  at Air Force Falcons | USAF Academy, Colo. Falcon Stadium | CBS Sports Network | W, 20-14 | Air Force, 19-18 | SDSU has won 9 straight; Jumped out 20-0 lead Held AFA to 259 total yards; TOs: AF 2, SDSU 0 |
| Oct. 30 |  Fresno State Bulldogs | Carson, Calif. Dignity Health Sports Park | CBS Sports Network | L, 20-30 | SDSU, 30-26-4 | Fresno jumps out to 20-0 lead; SDSU has a season-high 3 TOs; Fresno 9-18 on 3rd downs |
| Nov. 6 |  at Hawai'i Rainbow Warriors | Honolulu, Hawaii Clarence T.C. Ching Complex | FS1 | W, 17-10 | SDSU, 23-11-2 | SDSU limits UH to 260 yards and forces 2 TOs; Aztecs have 34:07 ToP and rush for 128 yds. |
| Nov. 13 |  Nevada Wolf Pack | Carson, Calif. Dignity Health Sports Park | CBS Sports Network | 7:30 p.m. PT | SDSU, 7-6 | SDSU looks to snap three-game skid vs. Nevada; Aztecs are 5-2 all-time at home vs. Wolf Pack |
| Nov. 19 |  at UNLV Rebels | Las Vegas, Nev. Allegiant Stadium | CBS Sports Network | 8:30 p.m. PT | SDSU, 20-10 | SDSU's first visit to Vegas' new Allegiant Stadium; Aztecs outgained UNLV 424-186 in big win last year |
| Nov. 26 |  Boise State Broncos | Carson, Calif. Dignity Health Sports Park | CBS | 9 a.m. PT | Series tied, 3-3 | First meeting since '18 when SDSU won 19-13 in Boise, limiting Broncos to 229 total yards |

NEVADA (7-2, 4-1 MW)

| | | |
|----------------|----------------------------|---------------------|
| Sept. 4 | at California | W, 22-17 |
| Sept. 11 | Idaho State | W, 49-10 |
| Sept. 18 | at No. 25 Kansas State | L, 17-38 |
| Oct. 2 | at Boise State* | W, 41-31 |
| Oct. 9 | New Mexico State | W, 55-28 |
| Oct. 16 | Hawaii** | W, 34-17 |
| Oct. 23 | at Fresno State* | L, 32-34 |
| Oct. 29 | UNLV* | W, 51-20 |
| Nov. 6 | San Jose State* | W, 27-24 |
| Nov. 13 | at San Diego State* | 7:30 p.m. PT |
| Nov. 19 | Air Force* | 6 p.m. PT |
| Nov. 27 | at Colorado State* | 6 p.m. MT |

TEAM COMPARISON (2021)

(National rankings (out of 130 in parentheses; through Nov. 6)

| Category | San Diego State | Nevada |
|---|-----------------|--------------|
| Record | 8-1 | 7-2 |
| Conference | 4-1 | 4-1 |
| Scoring Offense | 28.22 (70) | 36.44 (18) |
| Scoring Defense | 16.67 (10) | 24.33 (62) |
| Scoring Differential^ | +9.63 (25) | +8.88 (25) |
| ^ ranking and numbers only include only vs. FBS schools | | |
| Rushing Offense | 192.67 (35) | 70.22 (129) |
| Passing Offense | 136.56 (127) | 376.33 (3) |
| Total Offense | 325.22 (116) | 446.55 (28) |
| Passing Efficiency | 112.10 (115) | 153.09 (24) |
| Rushing Defense | 91.22 (6) | 130.44 (38) |
| Passing Defense | 208.67 (43) | 254.78 (101) |
| Total Defense | 299.89 (9) | 385.22 (67) |
| Passing Eff. Defense | 105.07 (7) | 125.90 (45) |
| Net Punting | 44.93 (3) | 37.15 (100) |
| Punt Returns | 7.62 (72) | 14.67 (12) |
| Kickoff Returns | 26.59 (17) | 21.12 (55) |
| Punt Return Def. | 11.35 (109) | 12.38 (120) |
| Kick Return Def. | 28.00 (126) | 19.29 (44) |
| Interceptions Thrown | 4 (18) | 7 (60) |
| Fumbles Lost | 7 (105) | 1 (2) |
| Passes Intercepted | 10 (23) | 11 (15) |
| Fumbles Recovered | 5 (63) | 7 (23) |
| Turnovers Lost | 11 (52) | 8 (15) |
| Turnovers Gained | 15 (31) | 18 (12) |
| Turnover Margin | +0.44 (32) | +1.11 (3) |
| Sacks | 3.00 (18) | 3.67 (4) |
| Tackles for Loss | 7.44 (5) | 6.00 (37) |
| Sacks Allowed | 1.33 (24) | 2.78 (96) |
| TFL Allowed | 3.89 (22) | 5.44 (81) |
| First Downs Off. | 160 (112) | 209 (32) |
| First Downs Def. | 148 (14) | 186 (67) |
| 3rd Down Conv. % | 36.51 (90) | 44.53 (34) |
| 4th Down Conv. % | 57.14 (45) | 56.25 (53) |
| 3D Conv. % Def. | 29.80 (7) | 38.46 (61) |
| 4D Conv. % Def. | 53.85 (74) | 40.00 (26) |
| Fewest Penalties | 7.11 (99) | 7.44 (111) |
| Fewest Penalty Yds. | 66.89 (109) | 62.67 (95) |
| Red Zone Offense | 89.66 (28) | 89.19 (34) |
| Red Zone Defense | 78.26 (31) | 88.89 (99) |
| Time of Possession | 31:26 (26) | 30:01 (56) |

were socially distanced in drills (six feet apart, SDSU ran plays goal line-to-goal line) and footballs that had to be washed after any individual touched them.

- Despite those circumstances, the Aztecs posted the aforementioned 4-2 conference record and owned a scoring margin of +79 in conference games. SDSU's two losses came in very competitive games. Against San Jose State, SDSU held a fourth quarter lead but had turnovers on three consecutive possessions in a loss to the Spartans. Against Nevada, SDSU had first and goal on the Wolf Pack 6-yard line in the closing minutes of the game, but was unable to score.
- Due to injuries in 2020, San Diego State was one of 17 schools in the nation to start at least three players at the quarterback position. Of those 17 teams, only six posted a record of .500 or better - Army West Point, Georgia, LSU, UTSA and Virginia were the others. As a group, those 17 schools posted a record of 54-97 (35.8 percent).
- First-year defensive coordinator **Kurt Mattix** and the defense had a remarkable season. Once again, San Diego State ranked among the national leaders in every statistical category, including a school-record best third ranking in total defense (283.5), seventh in rushing defense (98.2, third straight season and fifth time in six years the Aztecs were seventh or higher in the category), 11th in scoring defense (17.8) and 11th in passing defense (185.2).

SEASON SETUP

- San Diego State returns 17 starters on offense and defense (19 if you include a national award candidate at placekicker).
- The Aztecs return eight starters on offense, including four of five starters on the offensive line, two wide receivers, a tight end and a running back.
- Five SDSU offensive players are either up for national awards at their position and/or were preseason first-team all-conference selections - senior running back **Greg Bell** (Maxwell Award Watch List (college player of the year) and Reese's Senior Bowl Watch List), senior tight end **Daniel Bellinger** (Mackey Award Watch List (outstanding college TE) and Reese's Senior Bowl Watch List), senior running back and return specialist **Jordan Byrd** (Paul Hornung Award Watch List (most versatile player)), junior guard **William Dunkle** (PFF all-Mountain West first team), senior offensive tackle **Zachary Thomas** (Outland Trophy Award Watch List (most outstanding interior lineman), Reese's Senior Bowl Watch List, consensus first-team all-Mountain West) and senior center **Alama Uluave** (Polynesian College Football Player of the Year Watch List).
- Senior running back **Greg Bell**, who is a preseason selection to the Maxwell Award Watch List for player of the year, looks to build on his quick start last season. Bell became the first back in school history to post four straight 100-yard rushing games to start his SDSU career. The senior suffered an injury at Nevada on Nov. 21 that plagued him the remainder of the season. He ended his campaign with 637 yards rushing, six rushing touchdowns and a 5.6 yards per carry average in just seven games.
- Senior tight end **Daniel Bellinger**, who is on the Mackey List for top tight end, has always been known for his physical play at the line of scrimmage. As last season went on, he became a weapon in the passing attack as well.
- San Diego State's offensive line (left to right) - **Zachary Thomas**, **Chris Martinez**, **Alama Uluave**, **William Dunkle** and **Brandon Crenshaw-Dickson** - have combined for 90 career starts (Crenshaw-Dickson has made his first nine starts this year).
- Senior quarterback **Jordan Brookshire** emerged from a three-man quarterback competition to earn the starting spot (announced by Coach Hoke on Aug. 25). Brookshire, who was listed fourth on the depth chart prior to the 2020 campaign, played in three games last season and started the last final contests. Coming against a very challenging schedule - at Colorado, Colorado State and at No. 14 Brigham Young, Brookshire was 42-for-74 (56.8 percent) for 410 yards, two touchdowns and two interceptions. In addition, he was credited with 101 yards rushing for the 2020 season. Both Brookshire and **Lucas Johnson** have started games for the Aztecs this season.
- Seven members of the defensive group received preseason accolades, led by the trio of senior cornerback **Taylor Hawkins** (Reese's Senior Bowl Watch List), senior linebacker **Caden McDonald** (Bronko Nagurski Award Watch List (most outstanding defensive player), Chuck Bednarik Award Watch List (college defensive player of the year), Reese's Senior Bowl Watch List and first-team all-Mountain West Conference (media)) and junior defensive end **Cameron Thomas** (Bronko Nagurski Award Watch List (most outstanding defensive player), Chuck Bednarik Award Watch List (college defensive player of the year) and consensus first-team all-Mountain West Conference).
- The strength on the defensive side of the ball is up front. All three of the defensive lineman received preseason accolades. DE **Thomas'** lengthy accolades can be found above, senior defensive tackle **Jonah Tavai** was named a second-team all-league selection by several outlets (including Phil Steele and PFF) and senior defensive end **Keshawn Banks** was also a second-team preseason selection (Lindy's Sports). The trio has combined to start 67 games and is a huge reason why the Aztecs were second nationally last season in yards allowed per play (4.36).
- San Diego State's special teams are in good hands with a pair of national award worthy players. Junior **Matt Araiza** returns to handle placekicking and kickoffs. Araiza was 10-of-14 on field goal attempts last season, with a long of 48 yards. He easily converted from 50 yards out at the final scrimmage this fall at DHSP. Senior **Jordan Byrd** is one of the nation's top return men, and led the Mountain West a season ago and was seventh nationally in kickoff return average (31.9).

PROGRAM-AT-A-GLANCE

- Since the start of the 2015 campaign, San Diego State is 61-23 with a 72.6 winning percentage (10th nationally) and the Aztecs are 60-20 (75.0 percent) since Oct. 3, 2015 (8th nationally).
- SDSU has four double-digit victory seasons in the last seven years. Only 10 schools in the nation can say that - San Diego State, Alabama, Appalachian State, Boise State, Clemson, Georgia, Notre Dame, Ohio State, Oklahoma and Wisconsin.
- San Diego State has posted 11 consecutive seasons with at least a .500 record. That is tied for the eighth-longest streak nationally and is tied with Washington for the longest streak among Pacific Time Zone teams. In 10 of those 11 seasons, the Aztecs have posted a winning record.
- Since the start of the 2019 campaign, San Diego State is 16-3 in games decided by seven or more points.
- The Aztecs' last eight losses have come by a combined 63 points and 10 of their last 13 losses have been by 11 points or less.
- San Diego State is 60-20 in its last 80 overall games and 39-14 in its last 53 regular-season games against Mountain West oppo-

nents.

- The Aztecs are 17-8 in their last 25 games decided by eight points or less.

TRENDING

Searching for the formula to a San Diego State victory? Look no further.

OFFENSIVE KEYS

- San Diego State is 52-2 the last 54 times it has rushed for 200 yards. The Aztecs have surpassed 200 yards rushing in the first five games this season.
- The Aztecs are 72-15 since 2011 when committing one turnover or less, something SDSU has done in 24 of its last 30 games.
- San Diego State's 30 turnovers since the start of the 2019 are tied for the sixth fewest in the country (Kent State leads with 21).
- SDSU had an advantage in time of possession in 21 of the last 30 games. Since 2011, the Aztecs are 30-7 when possessing the football for at least 35 minutes.

DEFENSIVE KEYS

- The Aztecs are 63-3 since 2011 when holding the opposition to 17 points or less. SDSU has held 17 of its last 24 opponents to 17 points or less.
- The Aztecs are 33-7 since 2011 when allowing less than 150 passing yards.
- San Diego State is 53-5 the last 57 times it has held the opposition to a 33.3 percent or less mark on third down.
- Since 2009, San Diego State's record broken down by opponent passing efficiency: less than 110: 62-8; between 110-150: 39-24; greater than 150: 5-23.
- Since the start of the 2015 campaign, SDSU is 40-2 when holding its opponent to a passing efficiency rating of below 110. SDSU has done that in five of eight games this season.

SPECIAL TEAMS / OVERALL TRENDS

- The Aztecs have are 40-2 the last 42 times when owning a turnover advantage.
- San Diego State is 20-2 the last 22 times it has an advantage in field position.
- Since the start of the 2015 season, San Diego State is tied for the most kickoff returns for touchdowns (13) with Kansas State.
- Since the start of the 2020 season, San Diego State has eight non-offensive touchdowns, tied for fourth nationally (Alabama and Houston, 10).
- This season, the Aztecs have four non-offensive touchdowns (two punt return, kickoff return, interception return). That is tied for ninth, two behind Houston, Middle Tennessee, Nevada, Ohio State and UTSA at six apiece.

THE 8-1 START

- At 8-1, San Diego State has matched its best nine-game record in the last 51 seasons. The last time the Aztecs owned a record this good at this point in the season was 2016 (8-1) and the last time it had a better mark was 1970 (9-0).
- San Diego State is enjoying its second 8-1 start in the last six seasons.
- This is the seventh time in the Division I era that the Aztecs have won at least eight of their first nine games of the season.
- San Diego State's 7-0 start this year was its first in the last 46 seasons (since 1975).
- In the Division I era, this is the first time SDSU has opened a season 7-0 with a pair of victories over teams from a Power 5 Conference.
- With a victory Saturday, San Diego State will match its best start in the last 51 seasons.

Division I Era 8-1 Or Better Starts

| Season | 9G +/- | Start | Game 10 Result | Final Record | Bowl Game | Conference Champs |
|--------|--------|-------|-------------------------------|--------------|-------------------|-------------------|
| 1969 | +281 | 9-0 | Long Beach State - W, 36-32 | 11-0 | Pasadena Bowl (W) | PCAA Champs |
| 1970 | +263 | 9-0 | Long Beach State - L, 11-27 | 9-2 | | PCAA Champs |
| 1975 | +203 | 8-1 | at San Jose State - L, 7-31 | 8-3 | | |
| 1976 | +62 | 8-1 | at Long Beach State - W, 10-3 | 10-1 | | |
| 1977 | +156 | 8-1 | Florida State - W, 41-16 | 10-1 | | |
| 2016 | +186 | 8-1 | at Nevada - W, 46-16 | 11-3 | Las Vegas (W) | MW Champions |
| 2021 | +104 | 8-1 | Nevada | | | |

THIRD QUARTER WARRIORS

- Through nine games, San Diego State has outscored the opposition, 82-17, in the third quarter.
- In fact, the Aztec have allowed only 16 points and one offensive touchdown in the third quarter of its last 12 games dating back to last season.
- The two third quarter touchdowns the Aztecs have allowed points this season came on a 27-yard fumble return against New Mexico and a controversial touchdown by Air Force. That is the only third quarter offensive TD allowed by SDSU in its last 12 third quarters.

BULLET NOTES - OFFENSE

- San Diego State returns eight starters on offense this season - senior running back **Greg Bell**, senior tight end **Daniel Bellinger**, junior right guard **William Dunkle**, senior left guard **Chris Martinez**, junior wide receiver **Jesse Matthews**, senior wide receiver **Kobe Smith**, senior left tackle **Zachary Thomas**, and senior center **Alama Uluave**.
- **Jeff Hecklinski** is in his second season as offensive coordinator at San Diego State. Hecklinski was on Hoke's original SDSU staff in 2009 and 2010 as the assistant head coach, running backs coach and recruiting coordinator. He was also with Hoke at Michigan

SDSU IN THE RANKINGS (2021)

| Category | Pct./No. | NCAA | MW |
|-----------------------------|----------|------|----|
| Rushing Offense | 192.67 | 35 | 2 |
| Passing Offense | 136.56 | 127 | 11 |
| Total Offense | 325.22 | 116 | 10 |
| Scoring Offense | 28.22 | 70 | 5 |
| Passing Efficiency | 112.10 | 115 | 10 |
| Rushing Defense | 91.22 | 6 | 1 |
| Passing Defense | 208.67 | 43 | 5 |
| Total Defense | 299.89 | 9 | 2 |
| Scoring Defense | 16.67 | 10 | 1 |
| Passing Efficiency Defense | 112.10 | 7 | 1 |
| Net Punting | 44.93 | 3 | 1 |
| Kickoff Returns | 26.59 | 17 | 1 |
| Punt Returns | 7.62 | 72 | 8 |
| Kickoff Return Yardage Def. | 28.00 | 126 | 12 |
| Punt Return Yardage Def. | 11.35 | 109 | 10 |
| Interceptions Thrown | 4 | 18 | 2 |
| Fumbles Lost | 7 | 105 | 8 |
| Passes Intercepted | 10 | 23 | 3 |
| Fumbles Recovered | 5 | 63 | 7 |
| Turnovers Lost | 11 | 52 | 5 |
| Turnovers Gained | 15 | 31 | 5 |
| Turnover Margin | +0.44 | 32 | 3 |
| Sacks | 3.00 | 18 | 3 |
| Tackles for Loss | 7.44 | 5 | 6 |
| Sacks Allowed | 1.33 | 24 | 2 |
| Tackles for Loss Allowed | 3.89 | 22 | 2 |
| First Downs | 160 | 112 | 10 |
| Opponent First Downs | 148 | 14 | 2 |
| 3rd Down Conversion Pct. | 36.51 | 90 | 8 |
| 4th Down Conversion Pct. | 57.14 | 45 | 2 |
| 3rd Down Defense | 29.80 | 7 | 1 |
| 4th Down Defense | 53.85 | 74 | 9 |
| Fewest Penalties | 7.11 | 99 | 8 |
| Fewest Yards Penalized | 66.89 | 109 | 10 |
| Red Zone Offense | 89.66 | 28 | 3 |
| Red Zone Defense | 78.26 | 31 | 2 |
| Time of Possession | 31:26 | 26 | 2 |
| Field Goal Percentage | 62.50 | 110 | 12 |
| PAT Kicking | 100.00 | 1 | 1 |
| Winning Percentage | 88.89 | 5 | 1 |

Red indicates top 25 in FBS or Mountain West leader

MOST STARTS / CONSECUTIVE STARTS

| Most Starts | Starts |
|-----------------------|--------|
| Jordan Byrd, KR | 32 |
| Matt Araiza, K | 30 |
| Keshawn Banks, DE | 29 |
| Cameron Thomas, DT/DE | 29 |
| Daniel Bellinger, TE | 28 |

| Consecutive Starts | Streak |
|-----------------------|--------|
| Matt Araiza, K | 30 |
| Daniel Bellinger, TE | 26 |
| Caden McDonald, LB | 26 |
| Cameron Thomas, DT/DE | 20 |
| Alama Uluave, C | 17 |

SDSU INDIVIDUAL RANKINGS (2021)

(Top 75 NCAA; Top 10 MW)

| Player | Category | Pct./No. | NCAA Rk. | MW Rk. |
|-------------------|------------------|----------|----------|--------|
| Andrew Aleki | INT ret. for TD | 1 | T-4 | T-2 |
| Matt Araiza | Punt Avg. | 51.95 | 1 | 1 |
| | Punt Yds. PG | 323.22 | 1 | 1 |
| | Punt Yds. | 2,909 | 1 | 1 |
| | Punts I20 | 29 | T-1 | 1 |
| | PAT Pct. | 100.00 | T-1 | T-1 |
| | Net Punt Avg. | 44.93 | 3 | 1 |
| | Kickoff Avg. | 64.93 | 4 | 1 |
| | Punts PG | 6.22 | T-5 | 2 |
| | Total Punts | 56 | 7 | 2 |
| | Kickoff TB Pct. | 82.61 | 11 | 1 |
| | Kickoff TB | 38 | T-16 | 2 |
| | Total FGA | 16 | T-27 | 5 |
| | Made PATs | 30 | T-48 | 5 |
| | Kickoff Yds. | 2,987 | 53 | 5 |
| | Att. PATs | 30 | T-54 | 5 |
| | Total FGM | 10 | T-55 | T-8 |
| | Kicking Pts. | 60 | T-56 | 6 |
| | Total KO | 46 | T-57 | 5 |
| | FGM PG | 1.11 | T-57 | T-7 |
| | Points PG | 6.67 | — | T-7 |
| | Total Pts. | 60 | — | T-8 |
| Greg Bell | Total Rush Att. | 161 | 18 | 3 |
| | Rush. Att. PG | 17.89 | 22 | 3 |
| | Rushing Yds. | 745 | 43 | 4 |
| | Rushing YPG | 82.78 | 47 | 4 |
| | Rushing TDs | 7 | T-57 | T-5 |
| | Rush YPC | 4.63 | — | 8 |
| Jordan Byrd | KR Avg. | 31.43 | 6 | 1 |
| | KR TDs | 1 | T-7 | T-1 |
| | Comb. KR Yds. | 524 | 8 | 1 |
| | KR Yds. | 440 | 11 | 1 |
| | Total PR | 16 | 12 | 1 |
| | Total KR | 14 | T-30 | 4 |
| | PR Avg. | 5.25 | 36 | 2 |
| | PR Yds. | 84 | T-57 | 6 |
| Taylor Hawkins | Pass. Def. PG | 1.00 | T-25 | T-4 |
| | Total Pass. Def. | 8 | T-37 | T-7 |
| | Total INT | 2 | T-59 | T-10 |
| | INT PG | 0.25 | T-60 | — |
| | Total PBU's | 6 | T-63 | T-8 |
| Patrick McMorris | Total PBU's | 6 | T-63 | T-8 |
| Segun Olubi | Forced Fum. | 2 | T-34 | T-5 |
| | FF PG | 0.22 | T-52 | T-8 |
| Tyrell Shavers | Blocked Kicks | 2 | T-1 | 1 |
| | PR TDs | 1 | T-4 | T-1 |
| Michael Shawcroft | Forced Fum. | 2 | T-34 | T-5 |
| | FF PG | 0.25 | T-40 | T-6 |
| Cameron Thomas | Total TFL | 13.0 | T-8 | 2 |
| | TFL PG | 1.44 | T-10 | 2 |
| | Total Sacks | 6.5 | T-24 | T-4 |
| | Sacks PG | 0.72 | T-26 | T-4 |
| | TFL Yds. | 44 | T-74 | — |
| Trenton Thompson | Pass. Def. PG | 1.56 | 2 | 1 |
| | Total Pass. Def. | 14 | 3 | 2 |
| | PR TDs | 1 | T-4 | T-1 |
| | Total PBU's | 11 | T-4 | 2 |
| | Total INT | 3 | T-16 | T-2 |
| | INT PG | 0.33 | T-20 | T-3 |
| Kaegun Williams | Blocked Kicks | 1 | T-12 | T-2 |

Red indicates top 25 in FBS or Mountain West leader

- (2011-14) and Ball State (2004-08). He replaced Jeff Horton, who now serves as the associate head coach and running backs coach.
- Of all FBS schools that have played at least 64 games since 2015, San Diego State is second in fewest turnovers with 87 (LSU is first with 83).
- Full bios of selected offensive players:
 - RB Chance Bell - pgs. 42-43
 - RB Greg Bell - pgs. 43-44
 - TE Daniel Bellinger - pgs. 44-45
 - QB Jordan Brookshire - pgs. 46-47
 - RB Jordan Byrd - pgs. 49-52
 - RG William Dunkle - pgs. 53-54
 - QB Lucas Johnson - pgs. 58-59
 - WR Jesse Matthews - pgs. 63-64
 - WR Kobe Smith - pgs. 73-74
 - LT Zachary Thomas - pgs. 74-76

OFFENSIVE NUMBERS

- The Aztecs are 43-4 the last 47 times they have scored at least 30 points. SDSU has won its last nine games when scoring at least 30 points.
- Since Oct. 3, 2015, San Diego State is 52-9 when scoring at least 20 points.
- SDSU is 24-6 since 2011 when getting at least 36 minutes of time of possession.
- Since the beginning of 2014, SDSU is 56-13 when committing one turnover or less (eight straight wins) and 12-16 when having two or more turnovers in the game. San Diego State has one turnover or less in 21 of its last 27 games.
- San Diego State has one turnover or less in 42 of its last 57 games.
- SDSU is 47-9 in the last 56 games when owning an edge in time of possession.
- C Alama Uluave has played the most offensive snaps (597) on the season.
- According to Pro Football Focus, RG William Dunkle has allowed just five pressures (no sacks) on the season in 224 passing opportunities.
- Among offensive linemen, Dunkle has the fourth-highest overall grade (90.0, min. 375 snaps) and the fourth-highest run block grade (93.1, min. 375 snaps). Both marks lead the Mountain Wes as well.
- According to Pro Football Focus, LT Zachary Thomas has not allowed a quarterback sack or hit in 208 opportunities on the season and just five hurries.
- Z. Thomas has committed only one penalty over the last two seasons (1,163 snaps).
- Z. Thomas is graded as the 10th-ranked offensive lineman in FBS by Pro Football Focus (87.8, min. 375 snaps) (No. 2 in Mountain West) and No. 14 run blocker (87.1, min. 375 snaps).

RUSHING OFFENSE

- San Diego State is 52-2 the last 54 times it has rushed for at least 200 yards and is 49-1 in its last 50 regular-season games when rushing for 200-plus yards.**
- San Diego State has a 100-yard rusher in 46 of the last 84 games since 2015 (58, 100-yard rushers total). Since Jeff Horton arrived as the running back coach in 2011, SDSU has a 100-yard rusher in 80 of the 136 games and 96, 100-yard rushers overall.
- San Diego State had two 100-yard rushers at New Mexico State (Jordan Byrd - 118 and Chance Bell - 116) on Sept. 14, 2019 for the 30th time in program history. The Aztecs are 29-1 in those occasions, including a 19-game win streak.
- San Diego State ran for at least 200 yards in each of the first five games this season, which was its longest streak since the final five games of the 2017 season.
- The Aztecs had back-to-back games with at least four rushing touchdowns (Sept. 25 vs. Towson and Oct. 9 vs. New Mexico) for the first time since the 2015 season (Nov. 21 at UNLV and Nov. 28 vs. Nevada).
- RB Greg Bell ranks third in the Mountain West in both rushing attempts (161, 18th in FBS) and rushing attempts per game (17.89, 22nd in FBS), fourth in rushing yards (745, 43rd in FBS) and rushing yards per game (82.78, 47th in FBS), tied for fifth in rushing touchdowns (7, T-57th in FBS), and eighth in rushing yards per carry (4.63).
- G. Bell became SDSU's 80th different 100-yard rusher with 111 yards vs. UNLV in the 2020 opener on Oct. 24.
- G. Bell ran for 161 yards against New Mexico State on Sept. 4, 2021, the sixth most in an Aztec season opener, trailing only the likes of David Turner (239 in 1976), Marshall Faulk (220 vs. USC in 1992 and 181 vs. CSUN in 1993), Rashaad Penny (197 vs. UC Davis in 2017) and Ronnie Hillman (189 vs. Cal Poly in 2011).
- G. Bell's 161 were the most by an Aztec since Rashaad Penny had 221 vs. Army West Point in the 2017 Armed Forces Bowl (Dec. 23).
- G. Bell became the first Aztec in program history to start his Aztec career with three straight 100-yard rushing games to begin the 2020 season (ended up with four straight).
- G. Bell is one of 10 Aztecs in program history with at least four consecutive 100-yard rushing games.
- G. Bell is one of 15 Aztecs in program history with at least eight 100-yard rushing games.
- G. Bell has nine 100-yard rushing games in 20 career Division I games, including eight times at San Diego State in 16 games.
- G. Bell already ranks 23rd in SDSU program history with 1,382 rushing yards in just 16 games.
- Byrd had a 73-yard touchdown at Utah State on Oct. 31, 2020, the longest by an Aztec since Rashaad Penny's 81-yard touchdown run against Army West Point in the 2017 Armed Forces Bowl (Dec. 23).
- If you take away the five times QB Jordan Brookshire has been sacked (for 34 yards), he has rushed 23 times for 141 yards (6.1 avg.) and four touchdowns.
- Brookshire's four rushing touchdowns rank in a tie for 26th in the country among quarterbacks (second in MW).
- Brookshire rushed 23 times for 38 yards in his first career start against Colorado State on Dec. 5, 2020, which matched Kevin

O'Connell (vs. San José State on Sept. 24, 2005) for the most by an Aztec quarterback since at least 1996.

- If you take away the seven times QB Lucas Johnson has been sacked (for 57 yards), he has rushed 29 times for 227 yards (7.8 avg.).
- Johnson ran for 87 yards against Utah, the most by an Aztec quarterback since Ryan Katz had 89 at Fresno State on Sept. 29, 2021 and the fourth most in a game since at least 1996. Including in the 87 rushing yards was a career-long 54-yard rush, which was the longest by an Aztec quarterback since Katz had a 67-yarder at Fresno State on Sept. 29, 2012 and third longest since at least 1996.
- Johnson's 10.0 YPC average led the country among quarterbacks (min. 8 att.) in 2020.

PASSING OFFENSE

- Since the start of the 2015 season, San Diego State has thrown 35 interceptions. That is tied for the fewest picks in the nation over that span (min. 50 GP). In contrast, Texas State has thrown 96 interceptions over that span, which is the most since 2015.
- QB Jordan Brookshire earned his first career start against Colorado State on Dec. 5, 2020, completing 14 of 24 pass attempts for 130 yards and a touchdown without throwing an interception. Brookshire became the fifth quarterback to win his starting debut over the last six chances (SDSU quarterbacks were 1-13 in the previous 14 debuts prior to this stretch).
- Brookshire is 5-1 as the SDSU's starting quarterback.
- Among freshmen in SDSU single-season history in 2019, WR Jesse Matthews ranked second in receptions (48) and third in receiving yards (633).
- Matthews had the fifth-most catches (48) in the country without a dropped pass in 2019 (according to Pro Football Focus).
- WR Kobe Smith had back-to-back 100-yard receiving games in 2019, the first Aztec to do so since Ezell Ruffin had three straight in 2013.
- Smith and Matthews are two of 41 players in program history with at least three 100-yard receiving games.
- Among the tight ends in the Mountain West, Bellinger ranks fourth in receptions (21) and receiving yards (257), and tied for eighth touchdowns (1).
- Against Arizona on Sept. 11, Bellinger became the first Aztec tight end to break 100 receiving yards since Gavin Escobar had 108 vs. UNLV on Oct. 27, 2012. His 113 yards were the most by an Aztec tight end since Escobar had 117 against North Dakota on Sept. 15, 2012.
- Bellinger became the 87th different Aztec to record a 100-yard receiving game
- Bellinger's 73-yard catch from Brookshire against Arizona was the longest by an Aztec tight end since at least the 1996 season, the seventh longest in the country this year by a tight end and the longest by an Aztec since Ryan Agnew connected on a 74-yarder to Jesse Matthews in the 2019 New Mexico Bowl.
- WR Elijah Kothé caught four passes for 105 yards (all in the first half) against Fresno State on Oct. 31, making him the 88th different Aztec with a 100-yard receiving game.
- QB Lucas Johnson was 2-for-3 with two touchdown passes at San Jose State on Oct. 15, 2021. He became just the 13th FBS quarterback since 1996 to only throw touchdown passes for his completions (min. 2 completions).

BULLET NOTES - DEFENSE

- Kurt Mattix is in his second season as defensive coordinator at San Diego State. He previously served as defensive coordinator at Eastern Kentucky and worked with Hoke at Michigan. Mattix was named a nominee for the Broyles Award for the top assistant coach last season.
- San Diego State's returns eight starters off a team that finished third in the nation in total defense (283.50) and 11th in scoring defense (17.75) a year ago. Starters that are back for the Aztecs are senior defensive tackle Jonah Tavai, senior defensive end Keshawn Banks, junior defensive end Cameron Thomas, senior linebackers Andrew Aleki and Caden McDonald, senior safety Trenton Thompson, senior cornerback Taylor Hawkins and junior safety Cedarious Barfield.
- Full bios of selected defensive players:
 - DE Keshawn Banks - pgs. 39-40
 - CB Taylor Hawkins - pgs. 56-58
 - LB Caden McDonald - pgs. 64-66
 - S Patrick Morris - pgs. 66-67
 - LB Michael Shawcroft - pgs. 71-72
 - DT Jonah Tavai - pgs. 74-75
 - DE Cameron Thomas - pgs. 75-76
 - S Trenton Thompson - pgs. 77-79

DEFENSIVE NUMBERS

- Since 2014, SDSU ranks as the fifth-best scoring defense (18.3), sixth-best total defense (308.3) and is eighth in turnovers forced (180).
- SDSU had gone 29 straight games keeping its opponents under 450 yards of total offense until Fresno State totaled 485 against the Aztecs on Oct. 30. It was the longest active streak in FBS at the time.
- San Diego State has held its opponent to single digits 18 times time since 2015 (84 games) and to 10 or less points 26 times over that span.
- San Diego State has forced at least one turnover in 22 consecutive games, which is the second-longest streak in the country, only trailing Marshall (23).
- The Aztecs have allowed just 379 points over the last 98 quarters (3.87 points per quarter) (does not include overtime periods).
- SDSU has allowed just 453 points over the last 30 games (15.1 ppg).
- San Diego State has held its opponent scoreless on its opening possession in nine straight games (eight three-and-outs over that span) and 63 times in 84 games since 2015.

<<<< DEFENSIVE NUMBERS CONTINUED ON PAGE 11 >>>>

SDSU UNDER BRADY HOKE

| Category | SDSU | | | |
|---------------------------|------|--------|----------|--------|
| | 2021 | Streak | Hoke Era | Streak |
| Overall Record | 8-1 | W1 | 25-17 | W1 |
| Mountain West Record | 4-1 | W1 | 15-13 | W1 |
| Home Record | 4-1 | L1 | 16-6 | L1 |
| Road Record | 4-0 | W4 | 9-11 | W4 |
| Neutral Record | 0-0 | W1 | 0-0 | n/a |
| Overtime | 2-0 | W2 | 2-0 | W2 |
| Gms Dec. by 3 Pts or Less | 1-0 | W1 | 3-3 | W2 |
| Gms Dec. by 7 Pts or Less | 4-0 | W4 | 7-7 | W4 |

SCORING

| | | | | |
|-----------------------------|-----|-----|-------|-----|
| Scoring - first to score | 5-0 | W7 | 16-4 | W7 |
| Leading - after 1 qtr | 3-0 | W3 | 14-8 | W3 |
| Leading - at halftime | 6-0 | W7 | 22-5 | W7 |
| Leading - after 3 qtr | 8-0 | W21 | 23-3 | W14 |
| Scoring - 20 or more points | 6-1 | L1 | 23-10 | L1 |
| Scoring - 30 or more points | 4-0 | W8 | 17-2 | W9 |
| Scoring - 40 or more points | 1-0 | W18 | 7-0 | W7 |

OFFENSE

| | | | | |
|-------------------------------|-----|-----|-------|-----|
| Total Offense - 500+ yds | 0-0 | W5 | 7-1 | W3 |
| Total Offense - 400+ yds | 2-1 | L1 | 13-4 | L1 |
| Passing - 300+ yds | 0-0 | W3 | 6-3 | W1 |
| Rushing - 200+ yds | 5-0 | W10 | 14-2 | W11 |
| First Downs - 20+ | 2-1 | L1 | 12-7 | L1 |
| 3rd Down Conv. - 50 pct.+ | 1-0 | W1 | 7-4 | W1 |
| No Turnovers | 2-0 | W5 | 7-0 | W7 |
| Turnovers - 1 or fewer | 7-0 | W8 | 18-6 | W8 |
| Turnovers - 2 or fewer | 4-0 | W5 | 19-9 | W5 |
| Field Position - 30 or better | 4-0 | W4 | 18-2 | W4 |
| Field Position - 25 or better | 6-1 | W1 | 23-11 | W1 |
| Play Call - 50 pct.+ rushing | 7-0 | W7 | 21-5 | W8 |

DEFENSE

| | | | | |
|------------------------------|-----|-----|------|-----|
| Allowing 24 points or less | 7-0 | W8 | 24-2 | W8 |
| Allowing 17 points or less | 6-0 | W11 | 16-0 | W16 |
| Total Offense - <=300 yds. | 5-0 | W6 | 16-3 | W6 |
| Passing - <= 150 yds. | 2-0 | W3 | 10-3 | W3 |
| Rushing - <= 100 yds | 6-0 | W7 | 12-3 | W7 |
| First Downs - <= 15 | 4-0 | W8 | 12-1 | W12 |
| 3rd Down Conv. - <= 33 pct. | 6-0 | W7 | 16-3 | W7 |
| Turnovers - forced 2 or more | 5-0 | W14 | 12-5 | W8 |
| Turnovers - forced 3 or more | 1-0 | W27 | 6-2 | W3 |
| Field Position - <=25 | 5-0 | W5 | 10-1 | W5 |
| Field Position - <=20 | 1-0 | W1 | 1-0 | W1 |
| Defense Scores Points | 1-0 | W1 | 4-3 | W1 |

COMPARISON

| | | | | |
|----------------------------|-----|----|------|----|
| SDSU more Rushing Yards | 6-0 | W6 | 18-3 | W6 |
| SDSU more Return Yards | 6-1 | W1 | 11-4 | W1 |
| SDSU fewer turnovers | 5-0 | W8 | 12-2 | W8 |
| SDSU same turnovers | 3-0 | W3 | 8-5 | W3 |
| SDSU more turnovers | 0-1 | L3 | 5-9 | L3 |
| SDSU more Time of Poss. | 5-0 | W5 | 16-3 | W5 |
| SDSU more 1st D. and ToP | 3-0 | W3 | 14-2 | W3 |
| SDSU better Avg. Field Pos | 6-0 | W6 | 20-2 | W6 |
| SDSU adv. in TO and AFP | 6-0 | W9 | 11-1 | W8 |
| SDSU ST (KR/PR) Score | 3-0 | W4 | 3-0 | W3 |

INDIVIDUAL

| | | | | |
|--------------------------|-----|-----|-------|-----|
| Rusher - 100+ Yards | 4-0 | W5 | 14-4 | W5 |
| Multiple - 100+ Yards | 0-0 | W19 | 0-0 | n/a |
| Passer - 300+ Yards | 0-0 | W2 | 6-2 | W1 |
| Receiver - 100+ Yards | 1-1 | L1 | 10-10 | L1 |
| 100+ Rusher, 300+ Passer | 0-0 | W1 | 3-1 | W2 |



NMSU
Sept. 4
W, 28-10



at Arizona
Sept. 11
W, 38-14



Utah
Sept. 18
W-3ot, 33-31



Towson
Sept. 25
W, 48-21



New Mexico*
Oct. 9
W, 31-7



at San Jose St.
Oct. 15
W-2ot, 19-13



at Air Force*
Oct. 23
W, 20-14



Fresno St.*
Oct. 30
L, 20-30



at Hawaii**
Nov. 6
W, 17-10



Nevada*
Nov. 13
7:30 p.m. PT
CBSSN



at UNLV*
Nov. 18
8:30 p.m. PT
CBSSN



Boise St.*
Nov. 26
9 a.m. PT
CBS

SAN DIEGO STATE-NEVADA SERIES

Series: San Diego State leads, 7-6

Home: 5-3, Away: 2-3

SDCCU Stadium/Qualcomm/Jack Murphy/SD: 5-1

Mackay Stadium: 2-2

Longest SDSU Win Streak: 4, 1995-2013

Longest UN Win Streak: 3, 2018-20

| Date | Location (SDSU/Opp. NR) | Result | SDSU | UH |
|---|-------------------------|--------|------|----|
| California Collegiate Athletic Association Era | | | | |
| N.11.45 | A-Reno | L | 6 | 44 |
| O.19.46 | H-Balboa Stadium | L | 0 | 26 |
| Western Athletic Conference Era | | | | |
| S.28.95 | H-Jack Murphy Stadium | W | 30 | 27 |
| Mountain West Era | | | | |
| S.25.04 | H-Qualcomm Stadium | W | 27 | 10 |
| O.20.12 | A-Mackay Stadium | ot-W | 39 | 38 |
| O.4.13 | H-Qualcomm Stadium | ot-W | 51 | 44 |
| N.1.14 | A-Mackay Stadium | L | 14 | 30 |
| N.28.15 | H-Qualcomm Stadium | W | 31 | 14 |
| N.12.16 | A-Mackay Stadium | W | 46 | 16 |
| N.18.17 | H-Qualcomm Stadium | W | 42 | 23 |
| O.27.18 | A-Mackay Stadium | L | 24 | 28 |
| N.9.19 | H-SDCCU Stadium | L | 13 | 17 |
| N.21.20 | A-Mackay Stadium | L | 21 | 26 |
| N.13.21 | H-DHSP (Carson, Calif.) | | | |

SERIES NOTES

- San Diego State and Nevada are meeting for the 14th time with the Aztecs owning a 7-6 series lead.
- Saturday marks the 14th all-time matchup and the teams enter the game with a combined record of 15-3 record (83.3 percent). The 15 combined victories are the most for the two teams entering this matchup.
- This is the fourth straight meeting that the Aztecs enter the contest with exactly one loss (6-1 in 2018, 7-1 in 2019, 3-1 in 2020 and 8-1 in 2021).
- Nevada has won the last three meetings by a total of 13 points (28-24 in 2018, 17-13 in 2019 and 26-21).
- SDSU has won three of the last six in the series and seven of the last 11 encounters between the teams.
- A few notes from SDSU's home game against Nevada on Nov. 18, 2017: Rashaad Penny had arguably the best game of his career en route to being named the Walter Camp National FBS Offensive Player of the Week, amassing 429 all-purpose yards and four touchdowns... Penny rushed 24 times for 222 yards (9.2 avg.) and two touchdowns, caught a 6-yard pass, returned two kicks for 131 yards, including a 100-yard touchdown, and returned a 70-yard punt for another score... The 429 all-purpose yards were tied for the ninth most in a game in NCAA FBS history and broke Marshall Faulk's school record of 422 vs. Pacific on Sept. 14, 1991... Penny became just the second FBS player since at least 1996 with a rushing touchdown, kick return touchdown and punt return touchdown in the same game (also Missouri's Marcus Murphy vs. Florida on Oct. 18, 2014) and the only player since 1996 with two rushing touchdowns, one kick return touchdown and one punt return touchdown.
- The teams played back-to-back dramatic overtime games in 2012 and 2013. The Aztecs claimed a 39-38 come-from-behind overtime victory in Reno 2012 and a 51-44 overtime win in San Diego in 2013.
- The winning team has scored at least 26 points in 12 of 13 meetings (not last season).
- This marks just the 10th meeting between the teams while sharing the same conference. The 2012 encounter at Mackay Stadium was the first game between the two as conference mates (Mountain West).
- The 2013 meeting featured 95 points and 1,111 yards of total offense. The 95 points are the fifth most in a San Diego State Division I game (most since 1993) and the 1,111 yards of total offense is tied for the 23rd-highest figure in an SDSU Division I era game and the most since 2007. It was the highest scoring game the Aztecs have ever been involved in and won.

HIGHEST SCORING SDSU GAMES / DIVISION I HISTORY (SINCE 1969)

| Rk. | Opponent | Date | Total Points | Result |
|-----|------------------------|---------|--------------|-------------|
| 1. | Brigham Young | N.16.91 | 104 | T, 52-52 |
| 2. | at Wyoming | O.6.90 | 103 | L, 51-52 |
| 3. | at Fresno State | N.20.93 | 100 | L, 37-63 |
| 4. | at No. 4 Brigham Young | S.22.90 | 96 | L, 34-62 |
| 5. | Nevada | O.4.13 | 95 | W-ot, 51-44 |

- The 2012 meeting featured 77 points, 829 yards and no turnovers. In SDSU's Division I era games, it is one of only six turnover free games. Prior to the Oct. 20, 2012 game against the Wolf Pack, the most recent turnover-free contest was Nov. 21, 1998. That makes the 2012 SDSU-Nevada encounter one of only two turnover free games featuring the Aztecs in the last 20 years (also Nov. 17, 2018 at Fresno State).
- In 13 career meetings with the Wolf Pack, San Diego State players have produced nine 100-yard rushing games (high: 222, Rashaad Penny, Nov. 18, 2017), but no 300-yard passing games. The Aztecs have 123 300-yard passing games in school history but none have come against Nevada.
- In the nine Mountain West era meetings, San Diego State has rushed for 2,020 yards, 224.4 rypp and 20 touchdowns.

SAN DIEGO STATE VS. NEVADA - DIVISION I ERA MEETINGS (complete series results on page 216 of media guide)

| Date | Site | Result | SD | | UN | | Total | | Passing | | Rushing | | Te. | Att. | | | |
|---------|-----------------|--------|----|------|-----|------|-------|-----|---------|------|---------|-----|-------|------|-------|----|--------|
| | | | Rk | Rk | FD | FD | Yds | Yds | TOs | -TOs | Yds | Yds | | | | | |
| S.28.95 | H - Jack Murphy | W | 30 | - 27 | - - | - 23 | - 26 | 421 | - 527 | 2 | - 5 | 286 | - 401 | 135 | - 126 | 68 | 23,585 |
| S.25.04 | H - Qualcomm | W | 27 | - 10 | - - | - 22 | - 18 | 408 | - 355 | 3 | - 2 | 262 | - 271 | 146 | - 84 | 73 | 33,429 |
| O.20.12 | A - Mackay | W-ot | 39 | - 38 | - - | - 26 | - 29 | 349 | - 480 | 0 | - 0 | 197 | - 304 | 152 | - 176 | 63 | 22,242 |
| O.4.13 | H - Qualcomm | W-ot | 51 | - 44 | - - | - 21 | - 33 | 541 | - 570 | 1 | - 2 | 286 | - 393 | 255 | - 177 | 69 | 22,475 |
| N.1.14 | A - Mackay | L | 14 | - 30 | - - | - 17 | - 17 | 324 | - 338 | 3 | - 1 | 189 | - 109 | 135 | - 229 | 49 | 20,508 |
| N.28.15 | H - Qualcomm | W | 31 | - 14 | - - | - 18 | - 10 | 408 | - 263 | 0 | - 3 | 88 | - 228 | 320 | - 35 | 53 | 22,939 |
| N.12.16 | A - Mackay | W | 46 | - 16 | - - | - 25 | - 19 | 620 | - 366 | 1 | - 3 | 146 | - 276 | 474 | - 90 | 55 | 16,730 |
| N.18.17 | H - SDCCU | W | 42 | - 23 | - - | - 25 | - 18 | 494 | - 448 | 1 | - 2 | 205 | - 414 | 289 | - 34 | 62 | 29,265 |
| O.27.18 | A - Mackay | L | 24 | - 28 | - - | - 24 | - 14 | 456 | - 297 | 2 | - 0 | 283 | - 235 | 173 | - 62 | 68 | 14,545 |
| N.9.19 | H - SDCCU | L | 13 | - 17 | - - | - 18 | - 12 | 309 | - 226 | 1 | - 1 | 196 | - 197 | 113 | - 29 | 64 | 27,873 |
| N.21.20 | A-Mackay | L | 21 | - 26 | - - | - 16 | - 19 | 293 | - 376 | 1 | - 1 | 184 | - 288 | 109 | - 88 | 47 | 50 |

SDSU number is listed first. Note: San Diego Stadium, Jack Murphy Stadium and Qualcomm Stadium is currently SDCCU Stadium. Te. - game temperature.

SAN DIEGO STATE-NEVADA CONNECTIONS

- SDSU associate head coach/running backs coach Jeff Horton is both a Nevada graduate and former Wolf Pack coach. He earned his bachelor's degree from the university in 1981 and spent seven years as a coach at Nevada, serving as an assistant coach (1985-89), wide receivers coach (1992) and head coach (1993).
- Nevada director of football operations Jashon Sykes spent seven seasons (2013-19) in a similar role at San Diego State.
- San Diego State TE Kyler Albanez, DL Sefo Mailangi, TE Connor McBride, and LS Jacob Raab and Nevada PK Matt Freem all attended Saddleback College in Mission Viejo, California.
- SDSU S Kyron White and Nevada DB Richard Toney both went to school at Arlington High in Arlington, Texas.
- Aztec LB DJ Herman, and Wolfpack DB JoJuan Claiborne, DT Amir Johnson, and DB Jordan Lee played football at Bishop Gorman High in Las Vegas.
- San Diego State LB Vai Kaho and OL Joey Wright ,and Nevada QB Drew Scolari prepped at Bishop Manogue High in Reno, Nevada.
- Aztecs DL Dylan Taylor and Wolfpack DT Curtis Bonam attended Cathedral High in Los Angeles.
- SDSU LB/S Segun Olubi and Nevada WR Aaron Smith went to Centennial High in Corona, California.
- San Diego State DL Jalil Lecky, and Nevada WR Tyrese Mack and DB Tyriq Mack went to school at Heritage High in Brentwood, California.
- SDSU RB Jaylon Armstead, WR Ronald Gilliam and WR Kobe Smith, and Nevada WR Justin Lockhart and WR Melquan Stovall played football at Serra High in Los Angeles.
- Aztec LB Andrew Aleki and Wolfpack DB Micah Lilo prepped at Kamehameha High in Honolulu, Hawaii.
- San Diego State WR Ethan Dedeaux, LB Zyrrus Fiaseu and S Allan Mwata, and Nevada TE Crishaun Lappin all went to Liberty High in Las Vegas.
- SDSU WR Darius De Los Reyes, and Nevada DB Marquese Allen-Patmon, PK Julian Diaz, and WR Dazure Paggett attended Lincoln High in San Diego.
- Aztec OL Brandon Crenshaw-Dickson and WR Brionne Penny, and Wolfpack LB Lawson Hall and DT Dom Peterson went to school at Narbonne High in Los Angeles.
- San Diego State TE Daniel Bellinger and Nevada DE Kameron Toomer both played football at Palo Verde High in Las Vegas.
- SDSU DL Wyatt Draeger, and Nevada OL Trey Hamilton and DT Zak Mahannah prepped at Reno High in Reno, Nevada.
- Aztec DL Darrion Dalton and Wolfpack LB Josiah Bradley went to Saguaro High in Scottsdale, Arizona.
- San Diego State LB Darrell Masaniai and Nevada DT Tristan Nichols attended Saint Louis High in Honolulu, Hawaii.
- SDSU WR Mekhi Shaw and PK Matthew Killiam went to school at Scripps Ranch High in San Diego.

TOP RUSHING PERFORMANCES VS. NEVADA

| Rk. | Name | H/A | Date | Score | Yards |
|-----|-----------------|-----|----------|---------------|-------|
| 1. | Rashaad Penny | H | 11-18-17 | W, 42-23 | 222 |
| 2. | Rashaad Penny | A | 11-12-16 | W, 46-16 | 208 |
| 3. | Donnel Pumphrey | A | 11-12-16 | W, 46-16 | 198 |
| 4. | Donnel Pumphrey | H | 11-28-15 | W, 31-14 | 154 |
| 5. | Adam Muema | H | 10-4-13 | W, 51-44 (ot) | 134 |
| 6. | Chase Price | H | 11-28-15 | W, 31-14 | 112 |
| | Donnel Pumphrey | H | 10-4-13 | W, 51-44 (ot) | 112 |
| 8. | George Jones | H | 9-28-95 | W, 30-27 | 105 |

8 100-YARD RUSHING GAMES (SDSU is 5-0 in those games)

TOP PASSING PERFORMANCES VS. NEVADA

| Rk. | Name | H/A | Date | Score | Yards |
|-----|------|-----|------|-------|-------|
|-----|------|-----|------|-------|-------|

0 300-YARD PASSING GAMES (SDSU is 0-0 in those games)

TOP RECEIVING PERFORMANCES VS. NEVADA

| Rk. | Name | H/A | Date | Score | Yards |
|-----|----------------|-----|---------|-------|-------|
| 1. | Will Blackwell | H | 9-28-95 | | 119 |
| 2. | Az Hakim | H | 9-28-95 | | 106 |
| 3. | Jeff Webb | H | 9-25-04 | | 101 |

3 100-YARD RECEIVING GAMES (SDSU is 2-0 in those games)

SDSU CAREER VS. NEVADA

| <u>Rushing</u> | <u>Att.</u> | <u>Yds.</u> | <u>Avg.</u> | <u>TD</u> | <u>Defense</u> | <u>S-A-T</u> | <u>Other</u> | | |
|------------------------|--------------|-------------|-------------|-------------|--------------------|---------------|--------------------------------|-----------------|-------------|
| Chance Bell | 22 | 82 | 3.7 | 1 | Michael Shawcroft | 6-3-9 | 1 QBH | | |
| Lucas Johnson | 5 | 29 | 5.8 | 1 | Taylor Hawkins | 5-4-9 | | | |
| Greg Bell | 10 | 28 | 2.8 | 1 | Trenton Thompson | 5-3-8 | 1 PBU | | |
| Jordan Byrd | 7 | 7 | 1.0 | 0 | Caden McDonald | 4-4-8 | 1.0 TFL, 1 PBU, 1 QBH | | |
| Kaegun Williams | 1 | 3 | 3.0 | 0 | Cameron Thomas | 5-2-7 | 1.0 SCK, 1.0 TFL, 1 PBU, 4 QBH | | |
| BJ Busbee | 1 | -3 | -3.0 | 0 | Patrick McMorris | 5-2-7 | 1.0 TFL, 1 PBU | | |
| | | | | | Segun Olubi | 2-2-4 | 0.5 TFL | | |
| | | | | | Seyddrick Lalakala | 2-1-3 | | | |
| | | | | | Jonah Tavai | 1-2-3 | 0.5 TFL, 2 QBH | | |
| | | | | | Andrew Aleki | 2-1-3 | 0.5 TFL | | |
| | | | | | Keshawn Banks | 1-1-2 | | | |
| | | | | | Daniel Bellinger | 1-0-1 | | | |
| | | | | | Garret Fountain | 1-0-1 | | | |
| | | | | | Jalil Lecky | 1-0-1 | | | |
| | | | | | Kahi Neves | 1-0-1 | | | |
| | | | | | Cedarius Barfield | 0-1-1 | | | |
| <u>Passing</u> | <u>C-A-I</u> | <u>Yds.</u> | <u>TD</u> | <u>Eff.</u> | <u>Punting</u> | <u>No.</u> | <u>Yds.</u> | <u>Avg.</u> | <u>Long</u> |
| Lucas Johnson | 14-24-0 | 184 | 1 | 136.48 | n/a | | | | |
| <u>Receiving</u> | <u>No.</u> | <u>Yds.</u> | <u>Avg.</u> | <u>TD</u> | <u>Kicking</u> | <u>FG-FGA</u> | <u>Long</u> | <u>PAT-PATA</u> | |
| Jesse Matthews | 8 | 112 | 14.0 | 0 | Matt Araiza | 2-for-2 | 44 | 4-for-4 | |
| Kobe Smith | 8 | 70 | 8.8 | 1 | | | | | |
| BJ Busbee | 5 | 82 | 16.4 | 0 | | | | | |
| Elijah Kothe | 4 | 59 | 14.8 | 0 | | | | | |
| Daniel Bellinger | 3 | 46 | 15.3 | 0 | | | | | |
| Chance Bell | 3 | 24 | 8.0 | 0 | | | | | |
| Ethan Dedeaux | 1 | 23 | 23.0 | 0 | | | | | |
| Isaiah Richardson | 1 | 11 | 11.0 | 0 | | | | | |
| Jordan Byrd | 1 | 2 | 2.0 | 0 | | | | | |
| <u>Kickoff Returns</u> | <u>No.</u> | <u>Yds.</u> | <u>Avg.</u> | <u>TD</u> | | | | | |
| Jordan Byrd | 7 | 149 | 21.3 | 0 | | | | | |
| <u>Punt Returns</u> | <u>No.</u> | <u>Yds.</u> | <u>Avg.</u> | <u>TD</u> | | | | | |
| Jesse Matthews | 5 | 32 | 6.4 | 0 | | | | | |
| Jordan Byrd | 2 | 4 | 2.0 | 0 | | | | | |

LAST MEETING WITH NEVADA

Game 5

| | | | | | | |
|------------------------|----------|-----------|-----------|----------|----------|-----------|
| SAN DIEGO STATE | 7 | 14 | 0 | 0 | - | 21 |
| NEVADA | 6 | 10 | 10 | 0 | - | 26 |

Nov. 21 | Mackay Stadium | Reno, Nev. | 12:36 p.m. PT | Attendance: 50



TEAM STATISTICS

| | SDSU | NEV |
|--------------------------------|--------------|--------------|
| FIRST DOWNS | 16 | 19 |
| Rushing | 8 | 5 |
| Passing | 7 | 10 |
| Penalty | 1 | 4 |
| NET YARDS RUSHING | 109 | 88 |
| Rushing Attempts | 36 | 23 |
| Average Per Rush | 3.0 | 3.8 |
| Rushing Touchdowns | 2 | 0 |
| Yards Gained Rushing | 140 | 91 |
| Yards Lost Rushing | 31 | 3 |
| NET YARDS PASSING | 184 | 288 |
| Completions-Attempts-Int | 14-25-0 | 31-47-1 |
| Average Per Attempt | 7.4 | 6.1 |
| Average Per Completion | 13.1 | 9.3 |
| Passing Touchdowns | 1 | 2 |
| TOTAL OFFENSE YARDS | 293 | 376 |
| Total offense plays | 61 | 70 |
| Average Gain Per Play | 4.8 | 5.4 |
| Fumbles: Number-Lost | 1-1 | 0-0 |
| Penalties: Number-Yards | 6-48 | 7-42 |
| PUNTS-YARDS | 8-420 | 5-276 |
| Average Yards Per Punt | 52.5 | 55.2 |
| Net Yards Per Punt | 42.4 | 52.2 |
| Inside 20 | 2 | 4 |
| KICKOFFS-YARDS | 4-260 | 7-451 |
| Average Yards Per Kickoff | 65.0 | 64.4 |
| Net Yards Per Kickoff | 40.0 | 39.4 |
| Touchbacks | 4 | 5 |
| Punt returns: Number-Yards-TD | 2-15-0 | 4-61-0 |
| Kickoff returns: Number-Yds-TD | 2-50-0 | 0-0-0 |
| Interceptions: Number-Yds-TD | 1-0-0 | 0-0-0 |
| Fumble Returns: Number-Yds-TD | 0-0-0 | 0-0-0 |
| Possession Time | 27:07 | 32:53 |
| Third-Down Conversions | 3 of 12 | 5 of 16 |
| Fourth-Down Conversions | 0 of 1 | 1 of 1 |
| Red-Zone Scores-Chances | 2-3 | 5-5 |
| Touchdowns | 2-3 | 1-5 |
| Field goals | 0-3 | 4-5 |
| Sacks By: Number-Yards | 0-0 | 2-13 |
| PAT Kicks | 3-3 | 2-2 |
| Field Goals | 0-0 | 4-5 |
| Points off turnovers | 0 | 3 |

▶▶ GAME NOTES

Series Notes

- The Aztecs fell to 7-6 all-time against Nevada.
- SDSU dropped to 2-3 all-time at Mackay Stadium and 2-4 all-time vs. the Wolf Pack in Reno.
- SDSU lost its third straight game in the series.

Team Notes

- SDSU has still won five of its last seven games (5-2), 13 of its last 18 games (13-5), 31 of its last 45 (31-14), 38 of its last 54 (38-16), 51 of its last 68 (51-17) and 52 of its last 72 since the 2015 season (52-20).
- The Aztecs had their five-game win streak snapped in games played in the afternoon (prior to 6 p.m. local kickoff).
- The Aztecs are now outscoring the opposition, 38-6, in the first quarter.

Trends

- San Diego State did not start with the ball for just the 17th time over the last 115 games.
- The Aztecs held their opponents scoreless on their opening possession for the fifth time this season and 54th time since 2015 (72 games).
- San Diego State fell to 3-2 on the year when leading after the first quarter and 10-7 in the Brady Hoke era.
- The Aztecs dropped to 3-2 on the season when leading at the half and 15-5 in the Brady Hoke era.

Aztecs Edged by Nevada in Reno, 26-21

RENO, Nev. -- San Diego State was unable to convert on fourth-and-goal from the Nevada 5-yard line in the late moments and had to settle for a 26-21 loss in Reno, Nev.

With the Aztec offense sputtering in the second half, SDSU caught a break when Darren Hall picked off Wolf Pack quarterback Carson Strong on the UN 26-yard line with 3:23 remaining in the game.

San Diego State picked up two first downs on runs by Chance Bell to get to the Nevada 4-yard line. On first down, Aztec quarterback Lucas Johnson's pass attempt to Jesse Matthews in the left-corner of the end zone was batted down by Wolf Pack cornerback Berdale Robins. On second down, UN stopped Chance Bell for a 1-yard loss. On third-and-goal from the 5, Johnson's throw to a crossing Matthews was just behind, setting up the fourth-and-goal situation. Following a timeout, Johnson's pass attempt to the left side of the end zone sailed over Kobe Smith's head, setting up a Nevada kneel down.

SDSU appeared in control in the first half, where it racked up 252 yards on 28 plays (9.0 yards per play) and 13 first downs, while punting once.

The Wolf Pack struck first on a 31-yard field goal by Brandon Talton with 8:37 left in the first quarter.

San Diego State answered with a 35-yard run by Johnson. The first career rushing touchdown for Johnson came right after a 35-yard pass to a diving Jesse Matthews on third-and-5.

After another field goal by Talton (33 yards), the Aztecs marched 75 yards on seven plays, ending on a 7-yard pass from Johnson to Smith.

Talton's third field goal (22 yards) brought UN to within five at 14-9 with 9:55 left in the first half.

Following a SDSU punt, Nevada went 86 yards on eight plays, culminating with a 2-yard pass by Strong to Cole Turner.

Unfazed, SDSU drove 64 yards on just six plays thanks to a returning Greg Bell. Greg Bell, who entered the game with four straight 100-yard rushing games, injured his ankle on the third play of the game and was questionable to return. On the drive, Bell rushed for 35 yards on five attempts, including a 2-yard score to give San Diego State a 21-16 lead at intermission.

The Aztecs, however, struggled offensively in the second half, gaining just 41 yards on 32 plays (1.3 yards per play) and three first downs, punting seven times.

Nevada took the lead for good on its first drive of the second half on Strong's 50-yard pass to Romeo Doubs. The Wolf Pack later added a fourth field goal by Talton (27 yards) to finish up the scoring.

Johnson was 14-for-24 in the game for 184 yards and a touchdown, including five passes for 80 yards to Matthews.

Hall led the Aztec defense with a career-high 11 tackles (10 solo), an interception and two pass breakups, while sophomores Michael Shawcroft (eight tackles) and Patrick McMorris (seven tackles) each set career highs in tackles.

>>SCORING SUMMARY

| Qtr | Time | Team | Scoring Play | Plays | TOP | Score |
|-----|-------|------|---|-------|------|-------|
| 1st | 8:37 | NEV | Talton 31-yd field goal | 9-29 | 3:23 | 0-3 |
| 1st | 7:33 | SDSU | L. Johnson 35-yd run (Araiza kick) | 4-75 | 1:04 | 7-3 |
| 1st | 2:36 | NEV | Talton 33-yd field goal | 9-59 | 4:57 | 7-6 |
| 2nd | 14:57 | SDSU | Smith 7-yd pass f. L. Johnson (Araiza kick) | 7-75 | 2:39 | 14-6 |
| 2nd | 9:55 | NEV | Talton 22-yd field goal | 12-70 | 5:02 | 14-9 |
| 2nd | 4:15 | NEV | Turner 2-yd pass f. Strong (Talton kick) | 8-86 | 3:19 | 14-16 |
| 2nd | 1:15 | SDSU | G. Bell 2-yd run (Araiza kick) | 6-64 | 2:54 | 21-16 |
| 3rd | 10:42 | NEV | Doubs 50-yd pass f. Strong (Talton kick) | 7-70 | 2:57 | 21-23 |
| 3rd | 2:17 | NEV | Talton 27-yd field goal | 7-24 | 3:46 | 21-26 |

INDIVIDUAL STATISTICS

>>SAN DIEGO STATE

| Rushing | Att | Yds | TD | Long | Avg |
|---------------|-----------|------------|----------|-----------|------------|
| Bell, C. | 11 | 42 | 0 | 13 | 3.8 |
| Johnson, L. | 5 | 29 | 1 | 35 | 5.8 |
| Bell, G. | 10 | 28 | 1 | 14 | 2.8 |
| Byrd | 6 | 6 | 0 | 4 | 1.0 |
| Baker | 3 | 5 | 0 | 4 | 1.7 |
| Team | 1 | -1 | 0 | 0 | -1.0 |
| Totals | 36 | 109 | 2 | 35 | 3.0 |

| Passing | C-A-I | Yds | TD | Long | Sack |
|---------------|----------------|------------|----------|-----------|----------|
| Johnson, L. | 14-24-0 | 184 | 1 | 35 | 2 |
| Baker | 0-1-0 | 0 | 0 | 0 | 0 |
| Totals | 14-25-0 | 184 | 1 | 35 | 2 |

>>NEVADA

| Rushing | Att | Yds | TD | Long | Avg |
|---------------|-----------|-----------|----------|-----------|------------|
| Taua | 13 | 52 | 0 | 12 | 4.0 |
| Lee | 7 | 25 | 0 | 24 | 3.6 |
| Strong | 1 | 8 | 0 | 8 | 8.0 |
| Stovall | 1 | 4 | 0 | 4 | 4.9 |
| Team | 1 | -1 | 0 | 0 | -1.0 |
| Totals | 23 | 88 | 0 | 24 | 3.8 |

| Passing | C-A-I | Yds | TD | Long | Sack |
|---------------|----------------|------------|----------|-----------|----------|
| Strong | 31-46-1 | 288 | 2 | 59 | 9 |
| Taua | 0-1-0 | 0 | 0 | 0 | 0 |
| Totals | 31-47-1 | 288 | 2 | 59 | 0 |

| Receiving | No. | Yds | TD | Long |
|---------------|-----------|------------|----------|-----------|
| Matthews | 5 | 80 | 0 | 35 |
| Kothe | 2 | 39 | 0 | 20 |
| Busbee | 2 | 24 | 0 | 17 |
| Smith | 2 | 20 | 1 | 13 |
| Bellinger | 2 | 18 | 0 | 12 |
| Bell, C. | 1 | 3 | 0 | 3 |
| Totals | 14 | 184 | 1 | 35 |

| Receiving | No. | Yds | TD | Long |
|---------------|-----------|------------|----------|-----------|
| Turner | 8 | 50 | 1 | 14 |
| Lockhart | 8 | 45 | 0 | 12 |
| Doubs | 5 | 133 | 1 | 59 |
| Lee | 3 | 19 | 0 | 12 |
| Taua | 3 | 18 | 0 | 6 |
| Stovall | 3 | 17 | 0 | 11 |
| Ross | 1 | 6 | 0 | 6 |
| Totals | 31 | 288 | 2 | 59 |

- This year opponents have had 120 drives where they tried to score on SDSU's defense (excludes kneel downs to end half/game). The Aztecs have forced three-and-outs (or less) in 53 of those drives (44.2 pct.). SDSU is averaging 5.89 three-and-outs per game.
- The Aztecs are allowing 4.30 yards per play, which ranks third in the country.
- Opponents punt 0.10 times per offensive play against the Aztecs, which ranks third in the country (only includes games between FBS opponents).
- San Diego State is allowing just 0.245 points per play against FBS teams, which ranks eighth in the country.
- Opponents average 2.5 punts per offensive score, which ranks as the third-lowest mark in the country (only includes games between FBS opponents).
- SDSU's FBS scoring defense ranks (only includes games between FBS opponents) by quarter: 1st – 27th (3.88); 2nd - T-5th (3.25); 3rd - 5th (2.13); 4th - T-33rd (5.13) - and by half: 1st - 6th (7.13); 2nd - 6th (7.25).
- CB Taylor Hawkins had played in 47 straight games, the longest streak on the team, before missing the Towson game on Sept. 25 with an injury.
- Hawkins and S Trenton Thompson have each played 52 games, which is the most on the team.
- LB Caden McDonald has played in 43 straight games, the longest streak on the team.
- McDonald has started 26 straight games, the longest streak on the Aztec defense and tied for the longest on the team.
- DE Keshawn Banks and DT/DE Cameron Thomas have the most starts among active Aztecs (29).
- Thompson has played the most defensive snaps (610) on the team.
- C. Thomas ranks second in the Mountain West in tackles for loss (13.0, T-8th in FBS) and tackles for loss per game (1.44, T-10th in FBS). Thomas is also tied for 74th in FBS in tackles for loss yards (44).
- According to Pro Football Focus, C. Thomas is graded out as top defensive player in the country (90.4, min. 475 snaps).
- C. Thomas also has the most quarterback hits (16) and second-most quarterback pressures (sacks/hits/hurries) (50).
- Over C. Thomas' last 12 games (three last year and nine this year), he has totaled 74 tackles (39 solo), 20.5 tackles for loss and nine sacks.
- LB Michael Shawcroft and LB Segun Olubi each rank in a tie for fifth in the Mountain West in forced fumbles (2, T-34th in FBS). Shawcroft is also tied for sixth in forced fumbles per game (0.25, T-40th in FBS), while Olubi is tied for eighth in forced fumbles per game (0.22, T-52nd in FBS).
- Olubi forced two fumbles in the opener against New Mexico State, which is tied for the most in a game in school history and the most in a FBS game this season. The feat has now happened 14 times in program history.
- CB Noah Avinger started the opener against New Mexico State, becoming the first true freshman Aztec cornerback to start since Leon McFadden in 2009 and just the third true freshman to start on defense since 2009 (also S Tariq Thompson in 2017).
- Avinger was named the Mountain West Freshman of the Week on Sept. 27 for his play against Towson (Sept. 25) when he came up with three tackles (two solo), including 0.5 tackles for loss, an interception and a pass breakup in just his second career start as a true freshman. The interception led to a Jordan Byrd rushing touchdown to put the Aztecs up, 35-14, early in the third quarter. The interception was one of the keys to a third quarter that saw SDSU outscore Towson, 24-0, and limit the Tigers to just four total yards. In all, Towson had just 13 yards of total offense against San Diego State in the second half. The ½ tackle for loss and pass breakup were also the first of his career.

RUSHING DEFENSE

- Opponents have rushed 285 times with only four attempts longer than 20 yards (1.4 pct.).
- SDSU's rushing defense rankings: 4th in rushing touchdowns allowed (4), 6th in rushing yards allowed per game (91.4) and 7th in rushing yards per attempt (2.88).
- Opponent rush average vs. SDSU by quarter: 1st - 3.1; 2nd - 3.2; 3rd - 2.1; 4th - 3.2 - and by half: 1st - 3.2; 2nd - 2.7.
- SDSU held six straight opponents to less than 100 yards rushing for the first time in its Division I era (since 1969) before allowing 117 to San Jose State on Oct. 15. The six straight games of holding its opponent under 100 rushing yards was the longest streak in the country at the time.
- SDSU opponents have just 50 rushing first downs this season against the Aztecs on 285 rushing attempts and only four touchdowns, the first which came in the first overtime against San Jose State on Oct. 15. The rush came on the 171st rushing attempt against San Diego State this year.
- The Aztecs allowed a rushing touchdown with 3:59 left in the fourth quarter the following game (Oct. 23) at Air Force, the first one given up by SDSU this season in regulation. San Diego State had gone 33 quarters without allowing a rushing touchdown until that score dating back to last season.
- DE Cameron Thomas leads the team with 36 tackles on rushing plays.

PASSING DEFENSE

- SDSU's 123 interceptions since the 2014 season are the second most in the country, while its 14 interceptions returned for a touchdown ranks in a tie for ninth.
- Opponents are averaging 5.49 yards per attempt (4th in FBS).
- S Trenton Thompson ranks second in FBS in passes defended (INT + PBU) per game (1.56, 1st in MW), third in total passes defended (14, 2nd in MW), tied for fourth in total pass breakups (11, 2nd in MW), tied for 16th in total interceptions (3, T-2nd in MW) and tied for 20th in interceptions per game (0.33, T-3rd in MW).
- CB Taylor Hawkins ranks in a tie for fourth in the Mountain West in passes defended (INT + PBU) per game (1.00, T-25th in FBS), tied for seventh in total passes defended (8, T-37th in FBS), tied for eighth in pass breakups (6, T-63rd in FBS) and tied for 10th in interceptions (2, T-59th in FBS). Hawkins is also tied for 60th in FBS in interceptions per game (0.25).
- DE Cameron Thomas ranks in a tie for fourth in the Mountain West in both sacks (6.5, T-24th in FBS) and sacks per game (0.72, T-26th in FBS).
- According to Pro Football Focus, Hawkins owns the seventh-best coverage rating in the country among defensive backs (and No. 1 in the Mountain West) (89.0. min. 275 snaps). Hawkins also has the seventh-lowest pass efficiency in the country when targeted

MOUNTAIN WEST STANDINGS / SINCE 2013

Below is a look at the best Mountain West records in league games since it split into two divisions in 2013 (includes championship & bowl games; through Nov. 6).

| Rk. | Team | W | L | Pct. | GB |
|-----|------------------------|-----------|-----------|-------------|------------|
| 1. | Boise State | 57 | 14 | .803 | -- |
| 2. | San Diego State | 50 | 19 | .725 | 6.0 |
| 3. | Utah State | 41 | 27 | .603 | 14.0 |
| 4. | Fresno State | 39 | 33 | .542 | 18.5 |
| 5. | Nevada | 37 | 32 | .536 | 19.0 |
| 6. | Air Force | 35 | 31 | .530 | 19.5 |
| 7. | Colorado State | 34 | 32 | .515 | 20.5 |
| 8. | Wyoming | 29 | 39 | .427 | 26.5 |
| 9. | San José State | 27 | 41 | .397 | 28.5 |
| 10. | Hawai'i | 23 | 47 | .329 | 33.5 |
| 11. | UNLV | 20 | 47 | .299 | 35.0 |
| 12. | New Mexico | 19 | 49 | .279 | 36.5 |

MW STANDINGS VS. WEST DIVISION / SINCE 2013

Below is a look at the best Mountain West records in league games against the West Division since the start of the 2013 season (includes championship & bowl games; through Nov. 6).

| Rk. | Team | W | L | Pct. |
|-----|------------------------|-----------|-----------|-------------|
| 1. | Boise State | 22 | 7 | .759 |
| 2. | Utah State | 20 | 7 | .741 |
| 3. | Colorado State | 17 | 8 | .680 |
| 4. | San Diego State | 28 | 14 | .667 |
| 5. | Nevada | 26 | 17 | .605 |
| 6. | Fresno State | 25 | 17 | .595 |
| 7. | Air Force | 13 | 11 | .542 |
| 8. | Wyoming | 12 | 15 | .444 |
| 9. | San José State | 17 | 25 | .405 |
| 10. | Hawai'i | 17 | 27 | .386 |
| 11. | UNLV | 15 | 28 | .349 |
| 12. | New Mexico | 7 | 20 | .259 |

MW STANDINGS VS. MOUNTAIN DIVISION / SINCE 2013

Below is a look at the best Mountain West records in league games against the Mountain Division since the start of the 2013 season (includes championship & bowl games; through Nov. 6).

| Rk. | Team | W | L | Pct. |
|-----|------------------------|-----------|----------|-------------|
| 1. | Boise State | 35 | 7 | .833 |
| 2. | San Diego State | 22 | 5 | .815 |
| 3. | Air Force | 22 | 20 | .524 |
| 4. | Utah State | 21 | 20 | .512 |
| 5. | Fresno State | 14 | 16 | .467 |
| 6. | Nevada | 11 | 15 | .423 |
| 7. | Colorado State | 17 | 24 | .415 |
| | Wyoming | 17 | 24 | .415 |
| 9. | San José State | 10 | 16 | .385 |
| 10. | New Mexico | 12 | 29 | .293 |
| 11. | Hawai'i | 6 | 20 | .231 |
| 12. | UNLV | 5 | 19 | .208 |

MOST GAMES / CONSECUTIVE GAMES

| Most Games Played | Games |
|--------------------------|-------|
| Taylor Hawkins, WAR/CB | 52 |
| Trenton Thompson, S | 52 |
| Andrew Aleki, LB | 51 |
| Zachary Thomas, RG/RT/LT | 44 |
| Caden McDonald, LB | 43 |

| Consecutive Games Played | Streak |
|--------------------------|--------|
| Caden McDonald, LB | 43 |
| Daniel Bellingier, TE | 39 |
| Cameron Thomas, DT/DE | 31 |
| Matt Araiza, K/P | 30 |
| Jesse Matthews, WR | 30 |

TOP SCORING DEFENSES SINCE 2014

Best scoring defenses since start of 2014 (min. 90 GP, through Nov. 6)

| Rk. | School | Pts. Allowed Per Game |
|-----|------------------------|-----------------------|
| 1. | Clemson | 16.57 |
| 2. | Alabama | 16.58 |
| 3. | Wisconsin | 17.1 |
| 4. | Georgia | 17.3 |
| 5. | San Diego State | 18.3 |
| 6. | Iowa | 18.8 |
| 7. | Ohio State | 19.19 |
| 8. | Washington | 19.21 |
| 9. | Michigan | 19.4 |
| 10. | Penn State | 20.3 |

TOP TOTAL DEFENSES SINCE 2014

Best total defenses since start of 2014 (min. 90 GP, through Nov. 6)

| Rk. | School | Total Yds. Allowed Per Game |
|-----|------------------------|-----------------------------|
| 1. | Wisconsin | 285.8 |
| 2. | Michigan | 295.3 |
| 3. | Clemson | 297.8 |
| 4. | Alabama | 302.3 |
| 5. | Georgia | 303.0 |
| 6. | San Diego State | 308.3 |
| 7. | Iowa | 328.5 |
| 8. | Ohio State | 329.6 |
| 9. | Penn State | 334.8 |
| 10. | Florida | 336.4 |

MOST INTERCEPTIONS SINCE 2014

Below is a list of the most interceptions forced in the FBS since the beginning of the 2014 campaign (through Nov. 6).

| Rk. | Team | INT |
|-----|------------------------|------------|
| 1. | Iowa | 124 |
| 2. | San Diego State | 123 |
| 3. | Alabama | 120 |
| 4. | Ohio State | 115 |
| 5. | Appalachian State | 114 |
| 6. | Clemson | 112 |
| | Louisiana Tech | 112 |
| 8. | Utah | 109 |
| 9. | Troy | 107 |
| 10. | Arkansas State/Florida | 105 |

MOST TURNOVERS FORCED SINCE 2014

Below is a list of the most turnovers forced in the FBS since the beginning of the 2014 campaign (through Nov. 6).

| Rk. | Team | TO Forced |
|-----|------------------------|------------|
| 1. | Louisiana Tech | 188 |
| 2. | Ohio State | 187 |
| 3. | Alabama | 186 |
| | UCF | 186 |
| 5. | Clemson | 184 |
| 6. | Utah | 181 |
| 7. | Memphis | 181 |
| 8. | San Diego State | 180 |
| 9. | Iowa | 177 |
| 10. | Washington | 177 |

FEWEST INT. THROWN SINCE 2015

Fewest INT by an FBS team since 2015 (min. 50 GP; through Nov. 6).

| Rk. | School | Int. |
|-----|------------------------|-----------|
| 1. | San Diego State | 35 |
| | Navy | 35 |
| 3. | Air Force | 43 |
| | Alabama | 43 |
| | Western Michigan | 43 |

(No. 1 in the Mountain West) (70.38, min. 275 snaps).

- S Patrick McMorris ranks in a tie for eighth in the Mountain West in pass breakups (6, T-63rd in FBS).
- LB Andrew Aleki ranks in a tie for second in the Mountain West in interceptions returned for a touchdown (1, T-4th in FBS).
- CB Noah Tumblyn's four pass breakups in the opener against New Mexico State are tied for the fourth most in a game in FBS this season and tied for the fifth most in a game in school history (an Aztec has only recorded games with at least four PBUs 16 times in program history).
- Thompson has two games with four total pass deflections, which are tied with Tumblyn (among others) for the seventh most in a game this season.
- Tumblyn leads the Aztecs with 23 tackles on passing plays.
- According to Pro Football Focus, DT Jonah Tavai ranks seventh in the Mountain West in hurries (25) and in a tie for ninth in total quarterback pressures (sacks/hits/hurries) (30).
- According to Pro Football Focus, DE Keshawn Banks ranks in a tie for third in the Mountain West in quarterback hits (11), seventh in quarterback pressures (sacks/hits/hurries) (37) and a tie for ninth in quarterback hurries (23).

BULLET NOTES - SPECIAL TEAMS

- ESPN Efficiency ratings rank the San Diego State special teams unit as the sixth best in the nation.
- Since the start of the 2015 season, San Diego State has 13 kickoff returns for touchdowns, tied for the most in FBS play over that time. To put that stat into perspective, 23 other teams have played at least 60 games over that span and do not have a single kick return touchdown.
- The Aztecs also have five 100-yard kickoff return touchdowns since 2015, tied with Western Michigan for the most in FBS play over that span.
- SDSU had a non-offensive touchdown in each of the first four games of the season.
- SDSU's four non-offensive touchdowns are tied for the ninth most in FBS play this season.
- For his career, K Matt Araiza ranks fourth at SDSU in field goal percentage (.750) (min. 25 att.) and sixth in field goals (42).
- Araiza made a field goal in 17 straight games to begin his career before not attempting one at Nevada on Nov. 21, 2020.
- Araiza has multiple field goals in 14 of his 30 career games.
- Araiza leads all FBS players in punt average (51.95), punt yards per game (323.22) and punt yards (2,909), and is tied for first in punts inside the 20-yard line (29, 1st in MW) and PAT percentage (1.000, T-1st in MW), third in net punt average (44.93, 1st in MW), fourth in kickoff average (64.93, 1st in MW), tied for fifth in punts per game (6.22, 2nd in MW), seventh in total punts (56, 2nd in MW), 11th in kickoff touchback percentage (82.61, 1st in MW) and tied for 16th in kickoff touchbacks (38, 2nd in MW). Is also fifth in the MW in field goal attempts (16, T-27th in FBS), made PATs (30, T-48th in FBS), kickoff yards (2,987, 53rd in FBS), attempted PATs (30, T-54th in FBS) and total kickoffs (46, T-57th in FBS), sixth in kicking points (60, T-56th in FBS), tied for seventh in field goals made per game (1.11, T-57th in FBS) and points per game (6.67), tied for eighth in made field goals (10, T-55th in FBS) and total points (60).
- Araiza's 51.95 punt average is the best in FBS history and almost a yard longer than Texas A&M's Braden Mann in 2018 (50.98).
- Araiza's 70-plus yard punts ranked this season: 86 yards (1st), 81 yards (T-5th), 79 yards (9th), 77 yards (T-11th), 75 yards (T-16th) and 72 yards (T-22nd).
- Araiza already has six career punts of at least 70 yards out of 61 punts, which is three more than Michael Hughes (230 career punts) for the most in school history.
- Araiza has six punts this year of at least 70 yards, the most in the country (three are tied for second with two 70-yard punts).
- Araiza set a school record with a 56.78 punt average against New Mexico State on Sept. 4 (nine punts for 511 yards), breaking the previous record by almost two yards (Mike Saxon, 54.83 on six punts at Brigham Young on Oct. 22, 1983), and is the third-highest FBS single-game average this season (min. 5 punts) and the fourth-best mark in league history (min. 5 punts).
- Since 1996, an FBS player has had at least nine punts in a game 2,119 times. Araiza's 56.8 average against New Mexico State is the second-highest average (min. 9 punts) in the last 26 seasons, only trailing a 57.7 average by Wake Forest's Dom Maggio against Clemson on Nov. 16, 2019.
- Araiza had six 50-yard punts (at 39 feet elevation) against New Mexico State, which were one short of the NCAA record of seven (according to NCAA record book), set by Colorado's Mark Mariscal vs. USC on Sept. 14, 2002 at 5,328 feet elevation in Boulder, Colorado.
- Araiza was named the Mountain West Special Teams Player of the Week on Sept. 27 for his play against Towson (Sept. 25) when he punted three times for 197 yards and a 65.7 average with two inside the 20-yard line, making both of his field goal attempts (48 and 36 yards) and all six PATs, tying a career high with 12 points, kicking off eight times with six going for touchbacks and logging a solo tackle on one of his kickoffs. In the punting game, where he had a long of 72 yards, Araiza's 65.7 punt average was the highest in an FBS game since at least 1996 (min. 3 punts), more than a yard ahead the No. 2 player on the list (Florida Atlantic's Dalton Schomp (64.3) against Old Dominion on Nov. 19, 2016) and almost four yards further than the top MW performer in a game in league history (Colorado State's Pete Kontodiakos (61.8) against Hawai'i on Oct. 27, 2012). The 65.7 average on three punts easily eclipsed his school-record average of 56.8 against New Mexico State on Sept. 4, 2021, but he didn't reach the minimum (4 punts) allowed to count for the program record. Off his punts, Towson had an average starting fielding position of its own 13.3-yard line as he ended up with a 59.0 net punt average.
- Araiza won the MW Special Teams Player of the Week award again on Oct. 18, when he was arguably the key player in San Diego State's 19-13 win over defending MW champion San José State in double overtime. Scored seven of SDSU's 19 points with two field goals and a PAT, including a career-long 53-yard field goal in the second quarter, which is tied for the sixth-longest field goal in program history and tied for the 11th longest in the country this season (T-1st in MW). Also punted seven times for a 52.9 average with a career-long punt of 86 yards, which is the second longest in school history, the longest in a FBS game this season and the fourth longest in MW history. He set a career high with four fair catches off his punts and tied a career high with four punts inside the 20-yard line as the Spartans averaged starting at the 19.7-yard line off his seven punts. Araiza also kicked off three times for a perfect 65.0-yard average with three touchbacks.

- Araiza was named the MW Special Teams Player of the Week the following week on Oct. 25 for his play in a 20-14 win at Air Force. Punted five times for a 54.8 yard average and 50.8 net punt average with a long of 81 yards. What's amazing about his 54.8 yard average is that one of his punts was inside Air Force territory (for 29 yards). If you take away that punt, he averaged 61.3 yards per boot. Matched a then career high with four punts inside the 20-yard line. Had a long of 81 yards, which was the longest in the nation for that week and tied for the fifth-longest punt this season. Also was 2-for-2 in field goal attempts, including a 51-yarder, and 2-for-2 in PATs for eight of SDSU's 20 points in the game. Also kicked off five times for a perfect 65.0 average with five touchbacks.
- Since at least 1996, Araiza has two games with at least an 80-yard punt and a 50-yard field goal. It has only happened one other time in a FBS game (Utah's Louie Sakoda at Wyoming on Oct. 11, 2008).
- According to Pro Football Focus, Araiza has the third-highest kickoff grade (89.6) in the country, with his true kickoff average being 69.9 yards per boot.
- Araiza set a school single-season record with 22 field goals in 2019, surpassing John Baron II's 21 in 2016, and tied for fifth in field goal percentage (84.62).
- Among freshmen kickers in the country in 2019, Araiza ranked first in field goals (22), and was third in field goal percentage (84.62) and eighth in points by kickers (94).
- Araiza was one of only five kickers in FBS play in 2019 to make at least one field goal in every game (min. 12 games).
- KR Jordan Byrd ranks second in program history in kick return average (26.3), fourth in kick return touchdowns (2), fifth in kick return yards (1,288) and seventh in kick returns (49).
- Byrd ranks seventh among active FBS players in kick return average (26.3, min. 40 KR).
- Byrd leads the Mountain West in kick return average (31.43, 6th in FBS), combined kick return yards (524, 8th in FBS), kick return yards (440, 11th in FBS) and total punt returns (16, 12th in FBS), and is also tied for first in kick return touchdowns (1, T-7th in FBS), second in punt return average (5.25, 36th in FBS), fourth in total kick returns (14, T-30th in FBS) and sixth in punt return yards (84, T-57th in FBS).
- Byrd returned a kickoff 100 yards or a touchdown against Utah on Sept. 18 to become the fifth Aztec in program history with a 100-yard kickoff return (has happened eight times overall) and first since Rashaad Penny against Nevada on Nov. 18, 2017.
- Byrd's 63.0 kick return average is the fourth highest in a FBS game this season (min. 2 KR) and the fourth highest by an Aztec since at least 1996 (min. 2 KR). Byrd now has two of the four-highest kick return averages in a game by an Aztec since at least 1996 (min. 2 KR) (74.0 vs. Colorado State on Dec. 5, 2020 (No. 1) and 63.0 vs. Utah on Sept. 18, 2021 (No. 4)).
- Byrd is one of only 13 FBS players with a 100-yard kick return for a touchdown this season.
- PR BJ Busbee returned a punt 90 yards for a touchdown against Colorado State on Dec. 5, 2020, the first by an Aztec on a non-blocked return since Rashaad Penny on Nov. 18, 2017. Busbee's 90-yard punt return was the longest by an Aztec since Damon Gourdine's school-record 98-yard return on Oct. 24, 1998 vs. Utah, the second longest in Mountain West history, the second-longest punt return in FBS play last season and tied for the third longest in program history. Busbee finished with a 29.0 punt return average for the game, which was the second-highest average by an Aztec since at least 1996 (min. 3 PR) and the eighth highest in a FBS game last season (min 3 PR).
- Byrd (93-yard kick return) and Busbee (90-yard punt return) helped San Diego State become the first team with a kickoff return and punt return in the same quarter (second) on Dec. 5, 2020 vs. Colorado State since Oct. 31, 2015 vs. Tennessee (third quarter at Kentucky).
- SDSU scored two non-offensive touchdowns in the 2020 Colorado State game for the eighth time since 2015.
- The Aztecs have returned a kickoff and punt for a touchdown three times in the same game in the last 26 seasons (since 1996).
- San Diego State's 267 kickoff/punt return yards in the Colorado State game were the most in a FBS game last season and the most by an Aztec team since at least 1996.
- RB Kaegun Williams was named the Mountain West Special Teams Player of the Week on Sept. 4 for his play in a 38-14 win at Arizona, when he blocked a punt in the first quarter, which was scooped up by Tyrell Shavers and returned 27 yards for a touchdown, to put the Aztecs up, 21-0, and proved to be the game-winning score. In addition to playing on all four special teams units - kickoff, punt, kick return and punt return - Williams also ran nine times for 42 yards (4.7 avg.) with a long of 23 yards and caught a 13-yard pass.
- Trenton Thompson and Tyrell Shavers rank in a tie for fourth in program history in blocked kicks (2).
- Shavers has two blocked kicks this year, one off Brad Burton's school record of three set in 1989.
- Shavers is tied for the FBS lead in blocked kicks (2) and is tied for fourth in punt return touchdowns (1, T-1st in MW).
- Thompson is also tied for fourth in punt return touchdowns (1, T-1st in MW).
- Williams is tied for 12th in FBS in blocked kicks (1, T-2nd in MW).
- Shavers has returned two blocked punts for touchdowns over his career (also had one at No. 6/5 LSU while with Alabama on Sept. 26, 2020).
- Araiza leads the special teams unit with four tackles. He is tied for the team lead in kick return tackles (2) with Mekhi Shaw, and is tied for first in tackles on the punt return unit (2 with Isaiah McElvane, Patrick McMorris and Segun Olubi).
- Full bios of selected defensive players:
 - K/P Matt Araiza - pgs. 35-38
 - KR/PR Jordan Byrd - pgs. 49-52

LAST TIME OUT

San Diego State 17, Hawai'i 10
 Nov. 6, 2021 | Clarence T.C. Ching Complex | Honolulu, Hawaii

HONOLULU -- Greg Bell and Jack Browning each had first-half touchdown runs and the San Diego State defense made them stand up in a 17-10 victory over Hawai'i in Mountain West play on Saturday in Honolulu.

The Aztecs improved to 8-1 on the season with the win and 4-1 in league play and, coupled with a Fresno State loss at Boise State, once again

CAREER START CHART

| Career Starts (Off/Def) | '16 | '17 | '18 | '19 | '20 | '21 | Total |
|------------------------------|-----|-----|-----|-----|-----|-----|-------|
| Keshawn Banks, DE | - | - | 0 | 13 | 7 | 9 | 29 |
| Cameron Thomas, DT/DE | - | - | RS | 12 | 8 | 9 | 29 |
| Daniel Bellinger, TE | - | - | 0 | 11 | 8 | 9 | 28 |
| Caden McDonald, LB | - | RS | 0 | 10 | 8 | 9 | 27 |
| Trenton Thompson, WAR | 0 | RS | 8 | 5 | 4 | 9 | 26 |
| William Dunkle, RG | - | - | RS | 12 | 4 | 9 | 26 |
| Jesse Matthews, WR | - | - | RS | 10 | 8 | 8 | 26 |
| Taylor Hawkins, WAR/CB | RS | 0 | 5 | 5 | 8 | 8 | 26 |
| Zachary Thomas, RG/RT/LT | RS | 0 | 2 | 9 | 8 | 7 | 26 |
| Andrew Aleki, LB | - | 0 | 1 | 9 | 5 | 4 | 19 |
| Kobe Smith, WR | - | - | 2 | 10 | 5 | 2 | 19 |
| Alama Uluaue, C | - | - | 0 | 0 | 8 | 9 | 17 |
| Dominic Gudino, C/G | - | 6 | 8 | 2 | 0 | 0 | 16 |
| Jonah Tavai, DT | - | - | - | 1 | 5 | 9 | 15 |
| Greg Bell, RB | - | - | 3 | - | 4 | 8 | 15% |
| Chris Martinez, RG/LG | - | - | 0 | 0 | 4 | 9 | 13 |
| Elijah Kothe, WR | - | - | 2 | 4 | 3 | 4 | 13 |
| Cedarius Barfield, S/CB | - | - | RS | 0 | 4 | 8 | 12 |
| Ethan Dedeaux, WR | - | RS | 8 | 2 | 2 | 0 | 12 |
| Seyddrick Lakalaka, LB | - | RS | 0 | 0 | 6 | 5 | 11 |
| Patrick McMorris, S | - | - | - | 0 | 1 | 9 | 10 |
| Jordan Byrd, RB | - | - | 0 | 6 | 3 | 1 | 10 |
| Brandon Crenshaw-Dickson, RT | - | - | RS | 0 | 9 | 9 | 9 |
| Lucas Johnson, QB | - | - | 0 | 2 | 1 | 5 | 8& |
| Michael Shawcroft, LB | - | - | - | 0 | 5 | 3 | 8 |
| Segun Olubi, LB | - | - | - | 0 | 6 | 6 | 6 |
| Noah Tumblyn, CB | - | - | - | RS | 0 | 6 | 6 |
| Jordan Brookshire, QB | - | - | - | 0 | 2 | 4 | 6 |
| BJ Busbee, WR | - | - | 0 | 0 | 3 | 3 | 6 |
| Tyrell Shavers, WR | - | - | 0 | 0 | 1 | 4 | 5^ |
| Jay Rudolph, TE | - | - | - | - | 0 | 4 | 4 |
| Kahi Neves, DE | - | - | - | 0 | 3 | 0 | 3 |
| Desmond Bessent, LT | - | RS | 0 | 0 | 0 | 2 | 2 |
| Dallas Branch, CB | - | - | - | - | 0 | 2 | 2 |
| Noah Avinger, CB | - | - | - | - | - | 2 | 2 |
| Kaegun Williams, RB | - | RS | 1 | 0 | 0 | 1 | 2 |
| Chance Bell, RB | - | RS | 1 | 0 | 1 | 0 | 2 |
| Vai Kaho, LB | - | - | - | - | 0 | 1 | 1 |
| Mekhi Shaw, WR | - | - | - | - | RS | 1 | 1 |
| TJ Sullivan, WR | - | - | RS | 1 | 0 | 0 | 1 |

% Three of Bell's career starts came at Nebraska; & Two of Lucas Johnson's career starts came at Georgia Tech; ^ One of Shavers' career starts came at Mississippi State.

AZTECS IN THE NFL (AS OF NOV. 7, 2021)

(According to NFL.com; * - practice squad player; ^ - injured list)

| CURRENT NFL TEAM | SDSU LETTERS |
|---------------------------------|---------------|
| ATLANTA FALCONS | |
| Darren Hall, CB | 2018-19-20 |
| *Dwayne Johnson Jr., S | 2017-18-19-20 |
| ARIZONA CARDINALS | |
| Aaron Brewer, LS | 2008-09-10-11 |
| David Wells, TE | 2014-15-16-17 |
| BUFFALO BILLS | |
| Kahale Warring, TE | 2017-18 |
| DALLAS COWBOYS | |
| Damontae Kazee, S | 2013-14-15-16 |
| MIAMI DOLPHINS | |
| *Calvin Munson, LB | 2013-14-15-16 |
| NEW YORK JETS | |
| *Nick Bawden, FB | 2014, 16-17 |
| SAN FRANCISCO 49ERS | |
| *Alex Barrett, DL | 2013-14-15-16 |
| Daniel Brunskill, OL | 2013-14-15-16 |
| SEATTLE SEAHAWKS | |
| Rashaad Penny, RB | 2014-15-16-17 |
| WASHINGTON FOOTBALL TEAM | |
| *Keith Ismael, C | 2017-18-19 |

DEFENSIVE SCORING PLAYS (SINCE 2009)

- 2021**
Andrew Aleki.....25-yd INT vs. New Mexico State (S.4) (TD)
- 2020**
Darren Hall.....57-yd INT at Colorado (N.28) (TD)
Segun Olubi.....71-yd INT vs. Hawai'i (N.14) (TD)
- 2019**
Darren Hall.....20-yd FR after Tariq Thompson's FF
.....vs. Central Michigan (D.21) (TD)
- 2017**
Tariq Thompson.....83-yd INT vs. Northern Illinois (S.30) (TD)
- 2016**
Ron Smith.....54-yd INT vs. Houston (D.17) (TD)
Damontae Kazee.....54-yd INT vs. Hawai'i (N.5) (TD)
Ron Smith.....14-yd INT vs. Hawai'i (N.5) (TD)
Malik Smith.....28-yd INT at Utah State (O.28) (TD)
Ronley Lakalaka.....9-yd INT vs. California (S.10) (TD)
- 2015**
Alex Barrett.....43-yd INT vs. Cincinnati (D.24) (TD)
Damontae Kazee.....55-yd INT at Colorado St. (O.31) (TD)
Calvin Munson.....67-yd INT vs. San Diego (S.6) (TD)
.....19-yd INT vs. San Diego (S.6) (TD)
- 2014**
Calvin Munson.....56-yd INT vs. Air Force (N.21) (TD)
- 2013**
J.J. Whittaker.....18-yd INT vs. Boise State (N.23) (TD)
- 2012**
Everett Beed.....52-yd FR vs. Air Force (N.10) (TD)
Leon McFadden.....96-yd INT at Fresno State (S.29) (TD)
Eric Pinkins.....32-yd INT at Fresno State (S.29) (TD)
Leon McFadden.....28-yd INT vs. North Dakota (S.15) (TD)
- 2010**
Jerome Long.....FR in end zone after Rob Andrews' FF
.....at TCU (N.13) (Safety)
- 2009**
Luke Laolagi.....55-yd INT at UNLV (N.28) (TD)
Dey Juan Hemmings.....14-yd FR after Ernie Lawson's FF
.....vs. New Mexico State (O.3) (TD)
Team.....QB fell in end zone vs. So. Utah (S.12) (Safety)

IN-SEASON AZTEC BIRTHDAYS

| Date (Opponent) | Name (Age) |
|-----------------|------------------------|
| Sept. 22 | Daniel Bellinger (21) |
| Oct. 14 | Ethan Dedeaux (23) |
| | Kaegun Williams (23) |
| Oct. 16 | Elijah Kothe (23) |
| Nov. 1 | Segun Olubi (22) |
| Nov. 8 | Rashad Scott (21) |
| Nov. 30 | Michael Shawcroft (21) |
| Dec. 8 | Allan Mwata (22) |
| Dec. 13 | Jonah Tavai (21) |
| Dec. 15 | Garret Fountain (21) |
| Dec. 18 | Trenton Thompson (24) |
| Dec. 21 | Keshawn Banks (22) |
| Dec. 27 | Andrew Alves (22) |
| | Taylor Hawkins (24) |
| Dec. 30 | William Dunkle (22) |

control their own destiny in the West Division of the Mountain West.

Bell scored on a 5-yard run to give SDSU a 7-0 lead with 6:27 left in the first quarter. Hawaii (4-6, 1-4) pulled even after Darius Muasau sacked Aztec quarterback Lucas Johnson, forcing a fumble that was recovered by Isaiah Tufaga at the SDSU 19-yard line. Chevan Cordeiro then hit Calvin Turner Jr. for the TD on first down to tie the game at 7.

San Diego State answered with a methodical 15-play, 82-yard drive that took up 7:33 of clock time. Facing a field goal attempt on fourth-and-2 on the UH 13-yard line, holder Jack Browning instead took the snap, and used lead blockers Daniel Bellinger and Zachary Thomas to race into the end zone to make it 14-7 Aztecs. SDSU converted two third downs on the drive, including a 17-yard scamper by Johnson on third-and-14 on the UH 38. It was San Diego State's longest third-down conversion of the season.

The Aztecs got the ball back on the ensuing drive when Trenton Thompson intercepted Cordeiro on the UH 43. Matt Araiza, however, missed a 53-yard field goal in the final scoring chance in the first half.

Each team only managed only a field goal in the second half.

Araiza gave SDSU a 17-7 lead with 7:41 remaining with a 39-yard field goal, capping a 14-play, 57-yard drive over 8:26.


Hawai'i responded with its best drive of the game, marching 70 yards on 15 plays, helped by three conversions on third down. The Rainbow Warriors got to the SDSU 4, but the Aztec defense held by tackling Turner for a 1-yard loss and forcing two incompletions, keeping the home team to just three points on a 22-yard field goal by Matt Shipley.

Hawai'i had one last chance, starting on its own 32 with 1:11 remaining. UH got all the way to the SDSU 23 before Cordeiro found Dedrick Parson for a 5-yard pass on third-and-10. Hawai'i tried to get off a final play, but the clock hit 0:00, preserving the gutsy Aztec win.

Johnson completed 12 of 16 passes for 99 yards and ran for 29 yards on nine carries for San Diego State. Bell carried 24 times for 77 yards.

Hawai'i native Andrew Aleki led the Aztec defense for the first time of his career with eight tackles, while Taylor Hawkins chipped in with seven solo stops and his first career forced fumble.

SDSU has won eight of the last 10 meetings between the two schools and beat a Hawai'i team which had won 10 of its last 13 home games. San Diego State never trailed in the game and led for 43:49 of the 60 minutes.



SDSU-HAWAI'I

Nov. 6, 2021 | Clarence T.C. Ching Complex | Honolulu, Hawaii
Attendance: 6,239 | Weather: 84 degrees, sunny

| | 1 | 2 | 3 | 4 | Total |
|-----------------|---|---|---|---|-------|
| San Diego State | 7 | 7 | 0 | 3 | - 17 |
| Nevada | 7 | 0 | 0 | 3 | - 10 |

SCORING SUMMARY

| | |
|---|-------------|
| SDSU - G. Bell 5-yd run (Araiza kick) | (6:27, 1st) |
| UH - Turner 19-yd pass f. Cordeiro (Shipley kick) | (2:21, 1st) |
| SDSU - Browning 13-yd run (Araiza kick) | (9:43, 2nd) |
| SDSU - Araiza 39-yd field goal | (7:41, 4th) |
| UH - Shipley 22-yd field goal | (3:00, 4th) |

TEAM STATS

| | San Diego State | Hawai'i |
|------------------------|-----------------|---------|
| First Downs | 15 | 16 |
| Rushes-Yards | 43-128 | 30-85 |
| Passing Yards | 99 | 175 |
| C-A-I | 12-16-0 | 19-35-1 |
| Total Offense | 227 | 260 |
| Fumbles-Lost | 2-1 | 1-1 |
| Penalties-Yards | 9-90 | 6-65 |
| Possession Time | 34:07 | 25:53 |
| Turnovers | 1 | 2 |
| Average Field Position | SDSU 35 | UH 27 |

INDIVIDUAL STATS

Rushing (Atts.-Yards-TDs): SDSU: G. Bell 24-77-1; Johnson 9-29-0; Browning 1-13-1; C. Bell 3-12-0; Byrd 4-3-0; Team 1-(-1)-0; Williams 1-(-5)-0. UH: Parson 11-51-0; Turner 10-22-0; Cordeiro 9-12-0.
Passing (Comp.-Att.-Int., Yards, TDs): SDSU: Johnson 12-16-0, 99, 0. UH: Cordeiro 19-34-1, 175, 1; Team 0-1-0, 0, 0.
Receiving (No.-Yards-TDs): SDSU: Bellinger 5-41-0; Shavers 3-28-0; Kothe 2-16-0; Williams 1-11-0; G. Bell 1-3-0. UH: Turner 6-37-1; Parson 5-38-0; Bowns 3-32-0; Mardner 2-34-0; Smart 2-29-0; Phillips 1-5-0.

POSTGAME NOTES - HAWAI'I

BIG NOTES

- San Diego State improved to 8-1 overall, matching its best nine-game start since 1975.
- The San Diego State victory today coupled with Fresno State's loss means the Aztecs once again control their own destiny in the quest for the team's 22nd conference championship.
- San Diego State beat Hawai'i for the second straight season and has now won eight of the last 10 games played between the teams.
- The Aztecs handed Hawai'i just its second home loss of the season (also: San José State). Hawai'i entered the night 10-3 in its last 13 home games.
- Matt Araiza set an NCAA record with his 15th punt of 60 yards or more this season. The second-quarter punt that set the record was 79 yards in length.

THE SERIES

- San Diego State leads the all-time series 23-11-2.
- San Diego State is 8-2 in its last 10 games against the Warriors.
- The Aztecs are 12-7-2 playing at Hawai'i.

TEAM NOTES

- San Diego State's second-quarter conversion on third-and-14 was its longest third down conversion of the season.
- San Diego State has forced at least one turnover in 22 consecutive games, which is the second-longest active streak in FBS play (Marshall, 23).
- The Aztecs improved to 40-2 the last 52 games they have won the turnover battle.

TRENDS

- The Aztecs lost the coin toss for the fourth time this season in nine games.
- SDSU started with the ball for the 122nd time over the last 127 games.
- San Diego State first 11 offensive snaps of the game (entire first two drives) came in Hawai'i territory.
- San Diego State has won seven straight games when scoring first.
- San Diego State held its opponent scoreless on its opening possession for the ninth straight game (eight, three-and-outs or less).
- The Aztecs improved to 5-0 on the season and 16-4 in the Brady Hoke era when scoring first, including wins in seven straight games.
- SDSU improved to 6-0 this season and 22-5 in the Brady Hoke era when leading at the half, including wins in seven straight games.
- The Aztecs won their 21st straight game when leading after three quarters. SDSU also improved to 23-3 in the Brady Hoke era when leading after three quarters.

PLAYER NOTES*** Greg Bell, Sr., RB (24 att., 77 yds., 1 TD | 1 rec., 3 yds.)**

Scored his seventh rushing touchdown of the season and 13th of his career ... Now has seven overall touchdowns this year and 14 for his career ... Now his 23rd all-time at SDSU with 1,382 yards in 16 games.

*** Lucas Johnson, Sr., QB (12-for-16, 99 yds., 0 TD, 0 INT | 9 att., 23 yds.)**

Improved to 4-1 as the starting quarterback this season ... Completed his first six passes of the game.

*** Jack Browning, So., H (1 att., 13 yds., 1 TD)**

Out of the holder position on the field goal unit, carried 13 yards for a touchdown ... It was his first career rushing attempt

*** Matt Araiza, Jr., K/P (2-for-2 PAT | 1-for-2 FG, 39 LG | 5 P, 49.6 avg., 2 I20, 79 LG | 4 KO, 58.8 avg., 3 TB)**

Had a long punt of 79 yards, his sixth 70-yard punt of the season ... Now has 15 punts this year of at least 60 yards, which is a NCAA record ... Made a 39-yard field goal after missing a 53-yarder, which would have tied a career long.

*** Andrew Aleki, Sr., LB (8 tackles (4 solo), 0.5 TFL)**

Had a season-high eight tackles, along with 0.5 tackles for loss ... Led the team in tackles for the first time of his career.

*** Tayler Hawkins, Sr., CB (7 tackles (7 solo), 1 FF)**

Registered a season high in tackles ... Recorded his first forced fumble of this career.

*** Cameron Thomas, Jr., DE (5 tackles (2 solo), 1.0 sack, 1.0 TFL)**

Recorded a sack and tackle for loss, and now has 6.5 sacks this season and 13 tackles for loss, both which lead the team ... Over the last 12 games, has 74 tackles (39 solo), 20.5 tackles for loss and nine sacks.

OTHER NOTES

- TE **Daniel Bellinger** and LB **Caden McDonald** each started for the 26th consecutive game, the longest streaks on the team (offense/defense).
- LB **Caden McDonald** played for the 43rd straight game, the longest streak on the team.
- S **Trenton Thompson** and CB **Tayler Hawkins** each played in their 52nd game of their career, the most played among current Aztecs.
- S **Trenton Thompson** recorded his third interception over the last five games and fourth of his career.
- S **CJ Baskerville** recovered his first career fumble.
- **Darius De Los Reyes** recorded his first career appearance.
- Tonight's temperature was 84 degrees.

MATT ARAIZA NAMED MIDSEASON ALL-AMERICAN

San Diego State football's Matt Araiza (San Diego/Rancho Bernardo HS) has been named to four midseason All-America teams, including three on first teams (AP, ESPN and Sporting News) and one on the second team (The Athletic).

On the season, Araiza has punted 56 times for 2,909 yards (51.9 avg.) with 30 of at least 50 yards, 29 inside the 20, 15 fair catches and a long of 86 yards. Araiza has also made all 30 of his PATs and is 10-for-16 in field goal attempts with three 50-yarders. Additionally, he has kicked off 47 times for 2,987 yards and a 64.9 average (perfect is 65.0) along with 35 touchbacks.

Araiza leads all FBS players in punt average (51.95), punt yards per game (323.22) and punt yards (2,909), and is tied for first in punts inside the 20-yard line (29, 1st in MW) and PAT percentage (1.000, T-1st in MW), third in net punt average (44.93, 1st in MW), fourth in kickoff average (64.93, 1st in MW), tied for fifth in punts per game (6.22, 2nd in MW), seventh in total punts (56, 2nd in MW), 11th in kickoff touchback percentage (82.61, 1st in MW) and tied for 16th in kickoff touchbacks (38, 2nd in MW). Araiza is also fifth in the MW in field goal attempts (16, T-27th in FBS), made PATs (30, T-48th in FBS), kickoff yards (2,987, 53rd in FBS), attempted PATs (30, T-54th in FBS) and total kickoffs (46, T-57th in FBS), sixth in kicking points (60, T-56th in FBS), tied for seventh in field goals made per game (1.11, T-57th in FBS) and points per game (6.67), tied for eighth in made field goals (10, T-55th in FBS) and total points (60).

Araiza's 51.95 punt average is the best in FBS history and almost a yard longer than Texas A&M's Braden Mann in 2018 (50.98). Araiza's 70-plus-yard punts and FBS rank are 86 yards (1st), 81 yards (T-5th), 79 yards (9th), 77 yards (T-11th), 75 yards (T-16th) and 72 yards (T-22nd). His six punts of at least 70 yards, the most in the country (three are tied for second with two 70-yard punts).

SPECIAL TEAMS SCORING PLAYS SINCE 2011**2021**

Tyrell ShaversPunt block; Trenton Thompson returned fortouchdown vs. Towson (S.25) (TD)
Jordan Byrd100-yard KR vs. Utah (S.18) (TD)
Kaegun Williams.....Punt block; Tyrell Shavers returned fortouchdown at Arizona (S.11) (TD)

2020

Jordan Byrd93-yard KR vs. Colorado State (D.5) (TD)
BJ Busbee90-yard KR vs. Colorado State (D.5) (TD)

2019

Trenton Thompson.....Punt block; Caden McDonald returned fortouchdown at UNLV (10.26) (TD)
Kaegun Williams.....95-yard KR vs. San José State (0.19) (TD)

2018

Kaelin HimphillPunt block; Trenton Thompson returned fortouchdown vs. Air Force (0.12) (TD)

2017

Juwan Washington.....78-yd KR vs. Army West Point (D.23) (TD)
Rashaad Penny100-yd KR vs. Nevada (N.18) (TD)
Rashaad Penny70-yd PR vs. Nevada (N.18) (TD)
Juwan Washington96-yd KR vs. Northern Illinois (S.30) (TD)
Rashaad Penny99-yd KR at Arizona State (S.9) (TD)

2016

Juwan Washington.....92-yd KR at Wyoming (N.19) (TD)
Rashaad Penny93-yd KR at Wyoming (N.19) (TD)
Rashaad Penny.....100-yd KR vs. California (S.10) (TD)

2015

Rashaad Penny100-yd KR vs. Cincinnati (D.24) (TD)
Damontae Kazee66-yd PR at UNLV (N.21) (TD)
Rashaad Penny100-yd KR at Penn State (S.26) (TD)
Rashaad Penny97-yd KR vs. San Diego (S.5) (TD)

2014

Lloyd Mills67-yd PR vs. Northern Arizona (A.30) (TD)

2013

Tim Vizzi.....71-yd PR at UNLV (N.30) (TD)
Tim Vizzi.....41-yd PR vs. Boise State (N.23) (TD)
TeamFumbled punt out of end zone (0.4) (Safety)
Sam Meredith.....PAT block; David Lamar returned fordef. PAT at New Mexico State (S.28) (2 pts.)

2012

Colin Lockett100-yd KR at Boise State (N.3) (TD)
Colin Lockett96-yd KR vs. Army (S.8) (TD)

2011

Brandon Davis.....98-yd KR at Air Force (0.13) (TD)
Colin Lockett94-yd KR vs. Cal Poly (S.3) (TD)

SDSU MOUNTAIN WEST PLAYERS OF THE WEEK

San Diego State has earned one Mountain West Player-of-the-Week award this season. Below is a list of the Aztec student-athletes that have received the honor this season. *No. - indicates the number of honors that player has earned in his career.*

| Date | Player | Award | No. |
|----------|-----------------|---------------|-----|
| Sept. 13 | Kaegun Williams | Special Teams | 1 |
| Sept. 27 | Matt Araiza | Special Teams | 2 |
| | Noah Avinger | Freshman | 1 |
| Oct. 18 | Matt Araiza | Special Teams | 3 |
| Oct. 25 | Matt Araiza | Special Teams | 4 |

SDSU PLAYERS OF THE WEEK

(SDSU players of the week are announced post-practice each Monday)

| Game | Offensive | Defensive | Special Teams |
|----------------|--------------------------|----------------------|---------------------|
| NMSU | Greg Bell | Cameron Thomas | Matt Araiza |
| Scout | Koby Duru | DJ Herman | Jatavious Magee |
| Arizona | Jordan Brookshire | Patrick Morris | Kaegun Williams |
| | Daniel Bellinger | | |
| Scout | Baylor Horning | Isaiah McElvane | Cam Davis |
| Utah | Zachary Thomas | none | Jordan Byrd |
| | Chris Martinez | | |
| | Alama Uluave | | |
| | William Dunkle | | |
| | Brandon Crenshaw-Dickson | | |
| | Joey Capra | | |
| Scout | Christian Jones | Darrell Masaniai | Connor McBride |
| Towson | BJ Busbee | none | Matt Araiza |
| | Elijah Kothe | | Tyrell Shavers |
| | Brionne Penny | | |
| | Tyrell Shavers | | |
| | Mekhi Shaw | | |
| Scout | Miles McCormick | New Zealand Williams | DJ Herman |
| UNM | Daniel Bellinger | Trenton Thompson | Matt Araiza |
| | Tyrell Shavers | | Isaiah McElvane |
| Scout | Koby Duru | Brady Anderson | Connor McBride |
| SJSU | Jesse Matthews | Patrick Morris | Matt Araiza |
| | | Michael Shawcroft | |
| | | Trenton Thompson | |
| Scout | JP Murphy | Zyrus Fiaseu | Darius De Los Reyes |
| AFA | Chance Bell | Keshawn Banks | Matt Araiza |
| | Jordan Byrd | Dallas Branch | |
| | Dominic Gudino | Patrick Morris | |
| | Kaegun Williams | Jonah Tavai | |
| | | Cameron Thomas | |
| Scout | Jalen Mayden | Cassius Savage | Miles McCormick |
| | Ross Ulugalu-Maseuli | | |
| FS | none | none | none |
| UH | Daniel Bellinger | Cameron Thomas | Jack Browning |
| Scout | Phillippe Wesley | Zyrus Fiaseau | Lucky Avinger |
| | | | Koby Duru |

CAMERON THOMAS NAMED A SEMIFINALIST FOR THE BEDNARIK AWARD

San Diego State football defensive end Cameron Thomas (Carlsbad, Calif./Carlsbad HS) has been named a semifinalist for the 27th Chuck Bednarik Award, the Maxwell Football Club announced Monday. Thomas is the first Aztec to be named a semifinalist for the award, which goes out to the outstanding defensive player of the year.

On the season, Thomas has made 47 tackles (21 solo), including team highs of 13 tackles for loss, 6.5 sacks and 14 quarterback hurries. Thomas ranks second in the Mountain West in tackles for loss (13.0, T-8th in FBS) and tackles for loss per game (1.44, T-10th in FBS), and is tied for fourth in both sacks (6.5, T-24th in FBS) and sacks per game (0.72, T-26th in FBS)

According to Pro Football Focus, Thomas is graded out as top defensive player in the country (90.4, min. 475 snaps). Thomas also has the most quarterback hits (16) and second-most quarterback pressures (sacks/hits/hurries) (50). Over the last 12 games dating back to last season, he has 74 tackles (39 solo), 20.5 tackles for loss and nine sacks.

AZTECS PICKED THIRD IN PRESEASON MOUNTAIN WEST POLL

The San Diego State football team has been picked to finish third in the West Division of the Mountain West preseason vote by media representatives who cover the conference, the league announced July 21. The West Division leader has won four of the past six MW Championships, including the Aztecs in both 2015 and 2016.

SDSU received 96 points for third place, trailing only Nevada (141) and defending league champion San José State (121) in the West Division. It is the first time San Diego State hasn't been picked to finish first or second in the West Division in the nine years of division play (since 2013). Fresno State was selected fourth with 85 points, while Hawai'i (56) and UNLV (26) also garnered votes.

Boise State, meanwhile, was picked to win the Mountain Division for the ninth consecutive division after making the MW championship game last year for just the fourth time since 2014. The Broncos, who received 148 points, were 5-2 in the COVID-shortened 2020 season, falling to San José State, 34-20, for the MW title. Wyoming is penciled in to finish second with 116 points, followed by Air Force (104), Colorado State (72), Utah State (47) and New Mexico (39).

Notes: San Diego State, which averaged a predicted finish of 6.5 from 2005-12, has ended up at or better than its predicted finish in nine of the last 12 seasons and 12 times over the past 16 years ... The Aztecs have won two of the last six Mountain West titles (2015 and 2016) and three of the past nine (also 2012) ... Two of the three previous times Brady Hoke was head coach, SDSU finished above its preseason selection (finished seventh in 2009 after being picked eighth, finished tied for third in 2010 after being picked sixth).

2021 Mountain West Preseason Poll

| West Division | Mountain Division |
|-----------------------------|---------------------------|
| 1. Nevada (19) - 141 | 1. Boise State (23) - 148 |
| 2. San José State (5) - 121 | 2. Wyoming (2) - 115 |
| 3. San Diego State - 96 | 3. Air Force - 104 |
| 4. Fresno State (1) - 85 | 4. Colorado State - 72 |
| 5. Hawai'i - 56 | 5. Utah State - 47 |
| 6. UNLV - 26 | 6. New Mexico - 39 |

THREE AZTECS NAMED MW PRESEASON ALL-CONFERENCE

Three San Diego State football players were named to the 2021 Mountain West Preseason All-Conference Team, the league announced July 22. Senior offensive lineman Zachary Thomas (Carlsbad, Calif./Carlsbad High) represented the Aztec offense, while junior defensive end Cameron Thomas (Carlsbad, Calif./Carlsbad High) and senior linebacker Caden McDonald (Haslet, Texas) each made the team from the defensive side of the ball.

The all-conference team and preseason poll are voted on by media representatives who cover the conference.

Zachary Thomas is the projected left tackle for SDSU in 2021 after garnering second-team all-MW honors last year while playing right tackle. Zachary Thomas started all eight games in 2020 and was a member of a team that was named to the Joe Moore Midseason Honor Roll for the best offensive line (one of only two Mountain West teams (also Air Force)). Thomas allowed just two sacks in 220 passing plays (0.91 pct.) and four pressures (1.82 pct.), while not recording a penalty in 560 offensive snaps.

Zachary Thomas has also been named to the Outland Trophy Award Watch List (most outstanding interior lineman) and the Reese's Senior Bowl Watch List, and a preseason all-MW selection by also has been named a preseason first-team all-Mountain West selection by Phil Steele Magazine, Athlon Sports, Lindy's Sports and Pro Football Focus. Zachary Thomas was also chosen as "SDSU's best offensive player" by College Football News.

Cameron Thomas had another great year in 2020, moving over from defensive tackle to defensive end midway through the season, totaling 35 tackles (21 solo) in eight starts, including 9.5 tackles for 48 yards of loss, four sacks for 34 yards and 14 quarterback hurries. Cameron Thomas, who was named a first-team all-MW pick and the team's Defensive Lineman of the Year for a second straight season, also ranked second in FBS in 2020 in quarterback pressures (37) among DI (defensive interiors) in just eight games according to Pro Football Focus, only two short of Alabama's Christian Barmore's 39 accomplished in 12 games. He recorded 27 of his 35 tackles over the final three games, including a career-high 14 tackles (11 solo), a 12-yard sack, a career-best three tackles for loss at Colorado en route to being named to the Pro Football Focus National Team of the Week.

Cameron Thomas has tallied numerous other preseason accolades, including being named to the Bronko Nagurski Award Watch List (most outstanding defensive player) and the Bednarik Award Watch List (college defensive player of the year). Cameron Thomas also has been named a preseason first-team all-Mountain West selection by the Phil Steele Magazine, Athlon Sports, Lindy's Sports and Pro Football Focus, and chosen as "SDSU's second-best defensive player" by College Football News and a "SDSU player to watch" by Lindy's Sports.

McDonald, meanwhile, is coming off a breakout season in 2020 where he totaled 34 tackles, 9.5 tackles for loss for 48 yards, 4.5 sacks for 33 yards, 10 quarterback hurries, three pass breakups and a forced fumble, starting all eight of the team's games. For his efforts, he was named a first-team all-MW selection. His best game came against UNLV on Oct. 24 when he posted career highs of eight

tackles, three tackles for loss, 2.5 sacks and three quarterback hurries en route to being named the MW Defensive Player of the Week. His 2.5 sacks matched the most by a SDSU player since Jay Henderson's three sacks vs. Northern Illinois on Sept. 30, 2017.

McDonald joined Cameron Thomas on the Bronko Nagurski Award Watch List and the Chuck Bednarik Award Watch List, and is also on the Reese's Senior Bowl Watch List. McDonald has been named a preseason first-team all-MW selection by Athlon Sports, a second-team selection by Phil Steele Magazine and Lindy's Sports, and a fourth-team edge defender by Pro Football Focus, while College Football News labeled him as "SDSU's best defensive player."

Notes: Only three programs (Boise State, Nevada and San José State) have more players (4) on the preseason team than San Diego State ... SDSU has at least three all-MW preseason picks in seven straight years after doing so just four times over the previous 10 years (2005-14) ... San Diego State has multiple players on the defensive team in three straight years for the first time in league history (since 1999) ... The Aztecs have had at least one defensive player on the preseason all-MW team in 10 of the last 11 seasons ... SDSU had an offensive player make the team after not having one last year for the first time since 2008 and having multiple players the previous five seasons (2015-19) ... LT Zachary Thomas gives the Aztecs at least one offensive lineman on the preseason team for the third time in the last four seasons (four total selections) ... DE Cameron Thomas is on the preseason team for a second straight season, the first time in league history an Aztec defensive lineman has been on multiple preseason teams ... LB Caden McDonald is just the second SDSU linebacker to make the preseason team since 2016 (also Kyahva Tezino in 2019).

2021 Mountain West Football Preseason All-Conference Team

Offense

QB Carson Strong, Nevada
WR Romeo Doubs, Nevada
WR Khalil Shakir, Boise State
RB Xazavian Valladay, Wyoming
RB Ronnie Rivers, Fresno State
OL Keegan Cryder, Wyoming
OL John Ojukwu, Boise State
OL Jack Snyder, San José State
OL Zachary Thomas, San Diego State
OL Jake Stetz, Boise State
TE Cole Turner, Nevada

Specialists

P Ryan Stonehouse, Colorado State
PK Brandon Talton, Nevada
PR Calvin Turner, Hawai'i
KR Savon Scarver, Utah State

Defense

DL Cade Hall, San José State
DL Cameron Thomas, San Diego State
DL Scott Patchan, Colorado State
DL Viliami Fehoko, San José State
LB Chad Muma, Wyoming
LB Caden McDonald, San Diego State
LB Darius Muasau, Hawai'i
DB Kekaula Kaniho, Boise State
DB Jerrick Reed II, New Mexico
DB Cortez Davis, Hawai'i
DB Tre Jenkins, San José State

- Players in bold were named preseason offensive, defensive or special teams player of the year.

2021 SEASON ACCOLADES

► Individual Honors

Matt Araiza | Jr. | San Diego, Calif. | Kicker

Ray Guy Award Watch List
Associated Press Midseason All-American (First Team)
ESPN Midseason All-American (First Team)
Sporting News Midseason All-American (First Team)
The Athletic Midseason All-American (Second Team)
Three-time MW Special Teams Player of the Week (Sept. 27, Oct. 18 & Oct. 25)
Four-time "Ray's 8" - Sept. 7, Sept. 28, Oct. 18 & Oct. 25
All-MW preseason third team - *Athlon Sports*
"SDSU's 5th-best offensive player" - *College Football News*

Noah Avinger | Fr. | Cerritos, Calif. | Cornerback

MW Freshman of the Week (Sept. 27)

Keshawn Banks | Sr. | Rio Rancho, N.M. | Defensive End

All-MW preseason second team - *Lindy's Sports*
"SDSU Player to Watch" - *Lindy's Sports*
"SDSU's 5th-best defensive player" - *College Football News*

Chance Bell | Sr. | Burbank, Calif. | Running Back

"SDSU Player to Watch" - *Lindy's Sports*

Greg Bell | Sr. | Chula Vista, Calif. | Running Back

Maxwell Award Watch List (College Player of the Year)
Reese's Senior Bowl Watch List
All-MW preseason second team - *Phil Steele Magazine*
All-MW preseason second team - *Athlon Sports*
All-MW preseason second team - *Lindy's Sports*
All-MW preseason third team - *Pro Football Focus*
"SDSU Player to Watch" - *Lindy's Sports*
"SDSU's 2nd-best offensive player" - *College Football News*

Daniel Bellinger | Sr. | Las Vegas, Nev. | Tight End

Mackey Award Watch List (Outstanding Collegiate Tight End)
Reese's Senior Bowl Watch List
All-MW preseason fourth team - *Phil Steele Magazine*
"SDSU's 3rd-best offensive player" - *College Football News*

Jordan Byrd | Sr. | Albuquerque, N.M. | RB/KR/PR

Paul Hornung Award Watch List (Most Versatile Player)
All-MW preseason second team (KR) - *Phil Steele Magazine*
All-MW preseason second team (KR) - *Athlon Sports*
All-MW preseason honorable mention (KR) - *Pro Football Focus*

William Dunkle | Jr. | Chula Vista, Calif. | Offensive Guard

All-MW preseason first team (Interior OL) - *Pro Football Focus*
All-MW preseason second team - *Athlon Sports*
All-MW preseason fourth team - *Phil Steele Magazine*

Taylor Hawkins | Sr. | Palm Springs, Calif. | Cornerback

Reese's Senior Bowl Watch List
All-MW preseason second team - *Athlon Sports*
All-MW preseason third team - *Phil Steele Magazine*
All-MW preseason honorable mention (Flex D) - *Pro Football Focus*
"SDSU Player to Watch" - *Lindy's Sports*
"SDSU's 3rd-best defensive player" - *College Football News*

Jesse Matthews | Jr. | San Diego, Calif. | WR/PR

All-MW preseason second team (PR) - *Phil Steele Magazine*
All-MW preseason third team (PR) - *Athlon Sports*
All-MW preseason third team (WR) - *Pro Football Focus*
All-MW preseason fourth team (WR) - *Phil Steele Magazine*
All-MW preseason honorable mention (PR) - *Pro Football Focus*
"SDSU's 4th-best offensive player" - *College Football News*
"Key San Diego State player to a successful season" - *College Football News*

Jalen Mayden | So. | Garland, Texas | Quarterback

"SDSU's top incoming transfer" - *College Football News*

Caden McDonald | Sr. | Haslet, Texas | Linebacker

Bronko Nagurski Award Watch List (Most Outstanding Def. Player)
Chuck Bednarik Award Watch List (College Def. Player of the Year)
Reese's Senior Bowl Watch List
All-MW preseason first team - MW Media
All-MW preseason first team - *Athlon Sports*
All-MW preseason second team - *Phil Steele Magazine*
All-MW preseason second team - *Lindy's Sports*
All-MW preseason fourth team (Edge Defender) - *Pro Football Focus*
"SDSU's best defensive player" - *College Football News*

Tyrell Shavers | Jr. | Lewisville, Texas | Wide Receiver

"SDSU's top incoming transfer" - *Lindy's Sports*

Michael Shawcroft | Jr. | San Diego, Calif. | Linebacker

All-MW preseason third team - *Pro Football Focus*

Kobe Smith | Sr. | Compton, Calif. | Wide Receiver

"SDSU Player to Watch" - *Lindy's Sports*

Jonah Tavai | Sr. | Manhattan Beach, Calif. | Def. Tackle

All-MW preseason second team - *Phil Steele Magazine*

All-MW preseason second team (Interior DL) - *Pro Football Focus*

All-MW preseason fourth team - *Athlon Sports*

"SDSU's 4th-best defensive player" - *College Football News*

Cameron Thomas | Jr. | Carlsbad, Calif. | Defensive End

Chuck Bednarik Award Semifinalist (College Def. Player of the Year)

Bronko Nagurski Award Watch List (Most Outstanding Def. Player)

Chuck Bednarik Award Watch List (College Def. Player of the Year)

The Athletic Midseason All-American (Second Team)

All-MW preseason first team - *MW Media*

All-MW preseason first team - *Phil Steele Magazine*

All-MW preseason first team - *Athlon Sports*

All-MW preseason first team - *Lindy's Sports*

All-MW preseason first team (Interior DL) - *Pro Football Focus*

"SDSU Player to Watch" - *Lindy's Sports*

"SDSU's 2nd-best defensive player" - *College Football News*

Zachary Thomas | Sr. | Carlsbad, Calif. | Offensive Tackle

Outland Trophy Award Watch List (Most Outstanding Int. Lineman)

Reese's Senior Bowl Watch List

College Football National Team of the Week (Sept. 19)

All-MW preseason first team - *MW Media*

All-MW preseason first team - *Phil Steele Magazine*

All-MW preseason first team - *Athlon Sports*

All-MW preseason first team - *Lindy's Sports*

All-MW preseason first team - *Pro Football Focus*

"SDSU's best offensive player" - *College Football News*

Trenton Thompson | Sr. | Palm Springs, Calif. | Safety

Reese's Senior Bowl Watch List

All-MW preseason second team - *Pro Football Focus*

All-MW preseason third team - *Phil Steele Magazine*

All-MW preseason fourth team - *Athlon Sports*

Kaegun Williams | Sr. | Cedar Hill, Texas | Running Back

MW Special Teams Player of the Week (Sept. 13)

Alama Uluave | Sr. | Laie, Hawaii | Center

Polynesian College Football Player of the Year Award Watch List

All-MW second team (Interior OL) - *Pro Football Focus*

AZTECS NAME TEAM CAPTAINS

The San Diego State football team has named seniors Daniel Bellinger (Las Vegas, Nev.), Caden McDonald (Haslet, Texas), Segun Olubi (Corona, Calif.), Zachary Thomas (Carlsbad, Calif.) and Trenton Thompson (Palm Springs, Calif.) as its captains for the 2021 campaign. The quintet was chosen in a vote by the team after the completion of fall camp.

Bellinger enters his final season with the Aztecs having started each of the last 24 games at tight end, the longest active streak on the team. A member of the preseason watch list for the Mackey Award for the outstanding collegiate tight end, Bellinger has 37 career catches for 414 yards (11.2 avg.) and three touchdowns. He was an honorable mention all-Mountain West selection a year ago after recording 21 catches for 203 yards (9.7 avg.). Bellinger is also a three-time MW Scholar-Athlete (2018-20) and three-time MW Fall All-Academic Team honoree (2018-20).

McDonald, meanwhile, is coming off a breakout season in 2020 where he was a first-team all-MW selection after totaling 34 tackles, 9.5 tackles for loss for 48 yards, 4.5 sacks for 33 yards, 10 quarterback hurries, three pass breakups and a forced fumble, starting all eight of the team's games. McDonald, who is on the watch lists for the Bronko Nagurski Award (most outstanding defensive player) and the Chuck Bednarik Award (college defensive player of the year), has 70 tackles for his career, including 15.5 tackles for loss, to go along with seven sacks, an interception, forced fumble, fumble recovery and six pass breakups. He's also a three-time MW Fall All-Academic Team selection (2018-20).

Olubi earned a scholarship last week after registering 15 tackles (five solo), 0.5 tackles for loss, a 71-yard interception returned for a touchdown and two quarterback hurries in seven games off the bench in 2020. Prior to SDSU, Olubi spent a year each at College of Idaho (NAIA) in 2017, Saddleback

College (JUCO) in 2018 and Harding College (DII) in 2019. He also was a 2020 MW Scholar-Athlete and MW Fall All-Academic Team honoree.

Thomas has started the last 17 games at right tackle and enters 2021 as the projected starting left tackle, having earned second-team all-Mountain West honors last year. Thomas has appeared in 36 games over his career with 19 starts, including every game the past two seasons. This year he is on the Outland Trophy Award Watch List for the most outstanding interior lineman.

One of only three Aztecs with four letters, Thompson enters his final season with 147 tackles (96 solo), including 8.5 tackles for loss, a sack, interception, forced fumble, nine pass breakups and two blocked kicks, the latter which ranks in a tie for fourth in program history. Thompson, who has been named to the Reese's Senior Bowl Watch List along with fellow captains McDonald and Thomas, has played in 43 games over his career with 17 starts.

MOUNTAIN WEST

2021 MW Standings

West Division

| | MW | Pct. | Overall | Pct. |
|------------------------|------------|-------------|------------|-------------|
| San Diego State | 4-1 | .800 | 8-1 | .889 |
| Nevada | 4-1 | .800 | 7-2 | .778 |
| Fresno State | 4-2 | .667 | 7-3 | .700 |
| San José State | 3-3 | .500 | 5-5 | .500 |
| UNLV | 1-3 | .250 | 1-7 | .125 |
| Hawai'i | 1-4 | .200 | 4-6 | .400 |

Mountain Division

| | MW | Pct. | Overall | Pct. |
|----------------|-----|------|---------|------|
| Utah State | 4-1 | .800 | 7-2 | .778 |
| Air Force | 3-2 | .600 | 6-3 | .667 |
| Boise State | 3-2 | .600 | 5-4 | .556 |
| Colorado State | 2-3 | .400 | 3-6 | .333 |
| New Mexico | 1-4 | .200 | 3-6 | .333 |
| Wyoming | 1-4 | .200 | 5-4 | .556 |

This Week in the Mountain West

Friday, Nov. 12

*Wyoming at Boise State, 7 p.m. MT FSI

Saturday, Nov. 13

Hawai'i at UNLV, 1 p.m. PT Spectrum

*New Mexico at Fresno State, 4 p.m. PT Stadium

*Air Force at Colorado State, 5 p.m. MT CBSSN

***Nevada at San Diego State, 7:30 p.m. PT CBSSN**

*Utah State at San José State, TBA FSI or FS2

Last Week in the Mountain West

Saturday, Nov. 6

Army 21, vs. Air Force 14 (ot)

*at Wyoming 31, Colorado State 17

Utah State 35, at New Mexico State 13

*Boise State 40, at Fresno State 14

*UNLV 31, at New Mexico 17

*at Nevada 27, San José State 24

***San Diego State 17, at Hawai'i 10**

Charting the Opponents

| New Mexico State (1-8, Independent) | | |
|-------------------------------------|---------------------------|-----------------|
| A.28 | UTEP | L, 3-30 |
| S.4 | at San Diego State | L, 10-28 |
| S.11 | at New Mexico | L, 25-34 |
| S.18 | South Carolina State | W, 43-35 |
| S.25 | Hawai'i | L, 21-41 |
| 0.2 | at San José State | L, 31-37 |
| 0.9 | at Nevada | L, 28-55 |
| 0.23 | at Hawai'i | L, 34-48 |
| N.6 | Utah State | L, 13-35 |
| N.13 | at Alabama | TBA |
| N.20 | at Kentucky | TBA |
| N.27 | UMass | TBA |

| Towson (4-5, 3-2 CAA) | | |
|-----------------------|---------------------------|-----------------|
| S.4 | at Morgan State | W, 31-0 |
| S.11 | at New Hampshire* | L, 14-26 |
| S.18 | North Dakota State | L, 7-35 |
| S.25 | at San Diego State | L, 21-48 |
| 0.9 | Stony Brook* | W, 21-14 |
| 0.16 | Rhode Island* | W, 28-7 |
| 0.23 | at William & Mary* | L, 14-40 |
| 0.30 | Albany* | W, 38-24 |
| N.6 | at Richmond* | L, 17-28 |
| N.13 | Elon* | 2 p.m. ET |
| N.20 | at James Madison* | 2 p.m. ET |

| Air Force (6-3, 3-2 MW) | | |
|-------------------------|--------------------------------|-----------------|
| S.4 | Lafayette | W, 35-14 |
| S.11 | at Navy | W, 23-3 |
| S.18 | Utah State* | L, 45-49 |
| S.25 | Florida Atlantic | W, 31-7 |
| 0.2 | at New Mexico* | W, 38-10 |
| 0.9 | Wyoming* | W, 24-14 |
| 0.16 | at Boise State* | W, 24-17 |
| 0.23 | San Diego State* | L, 14-20 |
| N.6 | vs. Army (at Arlington, Texas) | L, 14-21 (ot) |
| N.13 | at Colorado State* | 5 p.m. MT |
| N.19 | at Nevada* | TBA |
| N.26 | UNLV* | 1:30 p.m. MT |

| Nevada (7-2, 4-1 MW) | | |
|----------------------|-------------------------|---------------------|
| S.4 | at California | W, 22-17 |
| S.11 | Idaho State | W, 49-10 |
| S.18 | at Kansas State | L, 17-38 |
| 0.2 | at Boise State* | W, 41-31 |
| 0.9 | New Mexico State | W, 55-23 |
| 0.16 | Hawai'i* | W, 34-17 |
| 0.23 | at Fresno State* | L, 32-34 |
| 0.29 | UNLV* | W, 51-20 |
| N.6 | San José State* | W, 27-24 |
| N.13 | San Diego State* | 6:30 p.m. PT |
| N.19 | Air Force* | TBA |
| N.27 | at Colorado State* | 7 p.m. MT |

| Arizona (1-8, 1-5 Pac-12) | | |
|---------------------------|----------------------------------|-----------------|
| S.4 | vs. Brigham Young (at Las Vegas) | L, 16-24 |
| S.11 | San Diego State | L, 14-38 |
| S.18 | Northern Arizona | L, 19-21 |
| S.25 | at Oregon* | L, 19-41 |
| 0.9 | UCLA* | L, 16-34 |
| 0.16 | at Colorado* | L, 0-34 |
| 0.22 | Washington* | L, 16-21 |
| 0.30 | at USC* | L, 34-41 |
| N.6 | California* | W, 10-3 |
| N.13 | Utah* | TBA |
| N.19 | at Washington State* | 6 p.m. PT |
| N.27 | at Arizona State | TBA |

| New Mexico (3-6, 1-4 MW) | | |
|--------------------------|----------------------------|----------------|
| S.2 | Houston Baptist | W, 27-17 |
| S.11 | New Mexico State | W, 34-25 |
| S.18 | at Texas A&M | L, 0-34 |
| S.25 | at UTEP | L, 13-20 |
| 0.2 | Air Force* | L, 10-38 |
| 0.9 | at San Diego State* | L, 7-21 |
| 0.16 | Colorado State* | L, 7-36 |
| 0.23 | at Wyoming* | W, 14-3 |
| N.6 | UNLV* | L, 17-31 |
| N.13 | at Fresno State* | 4 p.m. PT |
| N.20 | at Boise State* | TBA |
| N.26 | Utah State* | 11 a.m. PT |

| Fresno State (7-3, 4-2 MW) | | |
|----------------------------|----------------------------|-----------------|
| A.28 | Connecticut | W, 45-0 |
| S.4 | at Oregon | L, 24-31 |
| S.11 | Cal Poly | W, 63-10 |
| S.18 | at UCLA | W, 40-37 |
| S.24 | UNLV* | W, 38-30 |
| 0.2 | at Hawai'i* | L, 24-27 |
| 0.16 | at Wyoming* | W, 17-0 |
| 0.23 | Nevada* | W, 34-32 |
| 0.30 | at San Diego State* | W, 30-20 |
| N.6 | Boise State* | L, 14-40 |
| N.13 | New Mexico* | 4 p.m. PT |
| N.25 | at San José State* | TBA |

| UNLV (1-8, 1-4 MW) | | |
|--------------------|-------------------------|---------------------|
| S.2 | Eastern Washington | L, 33-35 (2OT) |
| S.11 | at Arizona State | L, 10-37 |
| S.18 | Iowa State | L, 3-48 |
| S.24 | at Fresno State* | L, 30-38 |
| 0.2 | at UTSA | L, 17-24 |
| 0.16 | Utah State* | L, 24-28 |
| 0.21 | San José State* | L, 20-27 |
| 0.29 | at Nevada* | L, 20-51 |
| N.6 | at New Mexico* | W, 31-17 |
| N.13 | Hawai'i* | 1 p.m. PT |
| N.19 | San Diego State* | 8:30 p.m. PT |
| N.26 | at Air Force | 1:30 p.m. MT |

| Utah (6-3, 5-1 Pac-12) | | |
|------------------------|---------------------------|-----------------------|
| S.2 | Weber State | W, 40-17 |
| S.11 | at Brigham Young | L, 17-26 |
| S.18 | at San Diego State | L, 31-33 (3OT) |
| S.25 | Washington State* | W, 24-13 |
| 0.9 | at USC* | W, 42-26 |
| 0.16 | Arizona State* | W, 35-21 |
| 0.23 | at Oregon State* | L, 34-42 |
| 0.30 | UCLA* | W, 44-24 |
| N.5 | at Stanford* | W, 52-7 |
| N.13 | at Arizona* | TBA |
| N.20 | Oregon* | TBA |
| N.26 | Colorado* | TBA |

| San José State (5-5, 3-3 MW) | | |
|------------------------------|-------------------------|-----------------------|
| A.28 | Southern Utah | W, 45-14 |
| S.4 | at USC | L, 7-30 |
| S.18 | at Hawai'i* | W, 17-13 |
| S.25 | at Western Michigan | L, 3-23 |
| 0.2 | New Mexico State | W, 37-31 |
| 0.9 | at Colorado State* | L, 14-32 |
| 0.15 | San Diego State* | L, 13-19 (2OT) |
| 0.21 | at UNLV* | W, 27-20 |
| 0.30 | Wyoming* | W, 27-21 |
| N.6 | at Nevada* | L, 24-27 |
| N.13 | Utah State* | TBA |
| N.25 | Fresno State* | TBA |

| Hawai'i (4-6, 1-4 MW) | | |
|-----------------------|-------------------------|-----------------|
| A.28 | at UCLA | L, 10-44 |
| S.4 | Portland State | W, 49-35 |
| S.11 | at Oregon State | L, 27-45 |
| S.18 | San José State* | L, 13-17 |
| S.25 | at New Mexico State | W, 41-21 |
| 0.2 | Fresno State* | W, 27-24 |
| 0.16 | at Nevada* | L, 17-34 |
| 0.23 | New Mexico State | W, 48-34 |
| 0.30 | at Utah State* | L, 31-51 |
| N.6 | San Diego State* | L, 10-17 |
| N.13 | at UNLV* | 1 p.m. PT |
| N.20 | Colorado State* | 6 p.m. HT |
| N.27 | at Wyoming* | 1 p.m. MT |

| Boise State (5-4, 3-2 MW) | | |
|---------------------------|---------------------------|------------------|
| S.2 | at UCF | L, 31-36 |
| S.10 | UTEP | W, 54-13 |
| S.18 | Oklahoma State | L, 20-21 |
| S.25 | at Utah State* | W, 27-3 |
| 0.2 | Nevada* | L, 31-41 |
| 0.9 | at Brigham Young | W, 26-17 |
| 0.16 | Air Force* | L, 17-24 |
| 0.30 | at Colorado State* | W, 28-19 |
| N.6 | at Fresno State* | W, 40-14 |
| N.12 | Wyoming* | 7 p.m. MT |
| N.20 | New Mexico* | TBA |
| N.26 | at San Diego State | 9 a.m. PT |

HOKE'S SITUATIONAL RECORD

| | |
|-------------------------|---------------|
| Overall | 90-75* |
| at San Diego State | 25-17 |
| at Michigan | 31-20 |
| at Ball State | 34-38 |
| Home | 56-26 |
| San Diego, Calif. | 9-4 |
| Carson, Calif. | 7-2 |
| Ann Arbor, Mich. | 23-5 |
| Muncie, Ind. | 17-15 |
| Road | 33-44 |
| at San Diego State | 9-11 |
| at Michigan | 7-12 |
| at Ball State | 17-21 |
| Neutral | 1-5 |
| Scoring 41+ Points | 30-0 |
| Scoring 20+ Points | 83-39 |
| Allowing 20- Points | 63-5 |
| Conference Games | 60-46 |
| MW Games | 15-12 |
| Big Ten Games | 18-14 |
| MAC Games | 27-20 |
| 3-Point or Closer | 12-10 |
| 7-Point or Closer | 28-24 |

*- Does not include two-game stint as interim head coach at Tennessee in 2017.

BOWL GAMES AS A COACH

| | |
|------------------------|-------------------------|
| San Diego State | Ball State |
| 2019 New Mexico Bowl | 2007 International Bowl |
| 2010 Poinsettia Bowl | |

- Michigan**
- 2013 Buffalo Wild Wings Bowl
 - 2012 Outback Bowl
 - 2012 Sugar Bowl
 - 2002 Outback Bowl
 - 2001 Citrus Bowl
 - 1999 Orange Bowl
 - 1998 Florida Citrus Bowl
 - 1997 Rose Bowl
 - 1996 Outback Bowl
 - 1995 Alamo Bowl



BRADY HOKE

2011 Maxwell Football Club Collegiate Coach of the Year
 Three-Time Conference Coach of the Year (Big Ten - 2011, MW - 2010, MAC - 2008)

Fourth Season As San Diego State Head Coach (26-16)
 14th Season Overall As Head Coach (91-74)

COACHING HIGHLIGHTS

- Has amassed 35 years of coaching experience at the collegiate level including 13 seasons as a FBS head coach at Michigan (2011-14), San Diego State (2009-10) and Ball State (2003-08).
- Received conference coach-of-the-year recognition in three different leagues as a head coach while posting a 78-70 overall record. During his tenure as a head coach, Hoke's teams have produced 76 all-conference selections.
- Brings 20 years of experience as a collegiate defensive coach with stints at Grand Valley State (1983), Western Michigan (1984-86), Toledo (1987-88), Oregon State (1989-94), Michigan (1995- 2002), Oregon (2016) and Tennessee, where he was named interim head coach for the final two games of the 2017 campaign.

AT SAN DIEGO STATE

- Hoke returned to "America's Finest City" as the Aztecs' defensive line coach in 2019, helping SDSU rank second in FBS in rush defense (75.4), third in scoring defense (12.7), and sixth in both total defense (287.8) and pass efficiency defense (110.25).
- Spent two seasons as San Diego State's head coach (2009-10), earning Mountain West Coach of the Year honors in 2010 after leading the Aztecs to their first postseason appearance in 12 years with a victory over Navy in the Poinsettia Bowl.
- Coached 18 all-MW performers during his first stint at SDSU, as well as 25 conference all-academic recipients.

OTHER COACHING EXPERIENCE

- Served as head coach at Michigan from 2011-14, guiding the Wolverines to a 31-20 record, including an 18-14 conference ledger. He became the first Michigan head coach to go undefeated at home (14-0) in his first two seasons since Fielding Yost in 1901-02.
- Directed the Wolverines to an 11-2 record and a victory in the Allstate Sugar Bowl in his first season on the Ann Arbor campus. For his efforts, Hoke collected the inaugural Hayes-Schembechler Coach of the Year award from the Big Ten Conference coaches while garnering Dave McClain Coach of the Year accolades from the Big Ten media. In addition, he was named the Maxwell Football Club Collegiate Coach of the Year that season and was a finalist for three other national Coach of the Year honors: Bear Bryant, Eddie Robinson and Liberty Mutual.
- During Hoke's tenure in Ann Arbor, the Wolverine defense improved from a unit that in 2010 ranked 108th in the FBS in scoring defense and 110th in yards allowed to one that ranked among the top 20 in total defense in 2011, 2012 and 2014. Meanwhile, the offense averaged nearly 30 points per game (29.2) in his four years at the helm.
- Under Hoke's tutelage at Michigan, a total of 21 Wolverine players received all-Big Ten recognition.
- Earned his first head coaching job at his alma mater, Ball State, where he guided the program for six seasons, culminating with a 12-1 campaign in 2008 and an undefeated Mid-American Conference regular season.
- With Hoke at the controls, Ball State made its' first-ever appearance in the national polls in 2008, ranking as high as 12th by the Associated Press and 13th in the USA Today Coaches poll. For his efforts, Hoke was one of 10 finalists for the 2008 Liberty Mutual National Coach of the Year award.
- Led the Cardinals to back-to-back bowl game appearances (2007-08), the first time the feat was accomplished in school history. The 2008 team, which also advanced to its first MAC championship contest, earned an invitation to the GMAC Bowl in Mobile, Alabama.
- As a defensive line coach at Michigan, Hoke was part of three Big Ten champion teams (1997, 1998, 2000), including the 1997 national champion and Rose Bowl-winning squad, before his promotion to associate head coach in 2002.
- Began his coaching career as an assistant at Yorktown (Ind.) High School in 1981 before entering the collegiate ranks as a defensive line coach at Grand Valley State in 1983.

PLAYING EXPERIENCE:

- Hoke was a defensive standout at Ball State as student-athlete, lettering four times from 1977-80. While serving as team captain during his senior campaign, he led the Cardinals with 150 tackles to earn all-MAC honors.
- Inducted into the Ball State Athletics Hall of Fame as part of the 2013-14 class.

PERSONAL:

- Hoke is married to the former Laura Homburger and the couple has one daughter, Kelly. His nephew Kyle Hoke is entering his first year as the Aztecs' safeties coach, while his brother Jon Hoke was an assistant coach at San Diego State from 1987-88 under Denny Stolz.

Brady Hoke Head Coaching Record

| Year | Record | League | Finish | Home | Away | Neutral | Bowl Game |
|--------------------------|-----------------|--------------|--------|----------------------|--------------|------------|---|
| 2003 | Ball State | 4-8 | 3-5 | 5th, MAC West | 3-3 | 1-5 | 0-0 |
| 2004 | Ball State | 2-9 | 2-6 | 6th, MAC West | 2-3 | 0-6 | 0-0 |
| 2005 | Ball State | 4-7 | 4-4 | 5th, MAC West | 1-3 | 3-4 | 0-0 |
| 2006 | Ball State | 5-7 | 5-3 | T-3rd, MAC West | 2-4 | 3-3 | 0-0 |
| 2007 | Ball State | 7-6 | 5-2 | T-1st, MAC West | 3-2 | 4-3 | 0-1 International Bowl vs. Rutgers (L, 30-52) |
| 2008 | Ball State | 12-1 | 8-0 | 1st, MAC West | 6-0 | 6-0 | 0-1 GMAC Bowl (Did Not Coach) |
| BALL STATE TOTALS | 34-38 | 27-20 | | 17-15 | 17-21 | 0-2 | 2 Bowl Appearances |
| 2011 | Michigan | 11-2 | 6-2 | 2nd, Big Ten Legends | 8-0 | 2-2 | 1-0 Allstate Sugar Bowl vs. Virginia Tech (W, 23-20 (OT)) |
| 2012 | Michigan | 8-5 | 6-2 | 2nd, Big Ten Legends | 6-0 | 2-3 | 0-2 Outback Bowl vs. South Carolina (L, 28-33) |
| 2013 | Michigan | 7-6 | 3-5 | 5th, Big Ten Legends | 5-2 | 2-3 | 0-1 Buffalo Wild Wings Bowl vs. Kansas State (L, 14-31) |
| 2014 | Michigan | 5-7 | 3-5 | T-4th, Big Ten East | 4-3 | 1-4 | 0-0 |
| MICHIGAN TOTALS | 31-20 | 18-14 | | 23-5 | 7-12 | 1-3 | 3 Bowl Appearances |
| 2009 | San Diego State | 4-8 | 2-6 | 7th, MW | 3-3 | 1-5 | 0-0 |
| 2010 | San Diego State | 9-4 | 5-3 | T-3rd, MW | 6-1 | 3-3 | 0-0 Poinsettia Bowl vs. Navy (W, 35-14) |
| 2020 | San Diego State | 4-4 | 4-2 | 4th, MW | 3-1 | 1-3 | 0-0 |
| 2021 | San Diego State | 8-1 | 4-1 | | 4-1 | 4-0 | 0-0 |
| SDSU TOTALS | 25-17 | 15-12 | | 16-6 | 9-11 | 0-0 | 1 Bowl Appearance |
| OVERALL TOTALS | 90-75* | 60-46 | | 56-26 | 33-44 | 1-5 | 6 Bowl Appearances |

*- Does not include two-game stint as interim head coach at Tennessee in 2017.

AZTEC COACHING STAFF



Jeff Horton

FIELD

Assoc. HC/RBs, 11th Year (Nevada '81)

- Spent the final five games of 2011 as the interim head coach at Minnesota, leading the Gophers to a 2-3 record (team was 1-6 before his promotion) with victories over bowl-bound Illinois and Iowa.
- Also had head coaching stints at UNLV (1994-98) and Nevada (1993).
- Started his collegiate coaching career in 1984 as a graduate assistant at Minnesota under legendary head coach Lou Holtz.



Jeff Hecklinski

BOX

Off. Coordinator/QBs, 4th Year (W. Illinois '97)

- Reunited with Brady Hoke after the two coached together at Ball State (2004-08), SDSU (2009-10) and Michigan (2011-14).
- Also had stops as an assistant at Central Missouri State (2001-02), Arizona (2003), Colorado State-Pueblo (2015), Indiana State (2017-18) and Kansas (2019).
- Was a standout quarterback at Western Illinois, throwing for over 5,980 yards to rank seventh in the school's career record book.



Kurt Mattix

BOX

Def. Coordinator/LBs, 2nd Year (Valparaiso '99)

- Begins his second season at San Diego State after a four-year stint as defensive coordinator at Eastern Kentucky (2016-19).
- In his first season on The Mesa, SDSU finished among the national leaders in total defense (3rd, 283.5), rushing defense (7th, 98.2) and passing efficiency defense (11th, 115.19), topping the Mountain West in those respective categories.
- Worked with Brady Hoke at Michigan, serving as the Wolverines' defensive quality control coach (2011-14).



Hunkie Cooper

FIELD

Wide Receivers, 7th Year (UNLV '91)

- Previously served as the head coach at Canyon Springs High School (Las Vegas, Nev.) from 2009-14.
- Led CSHS to the Sunrise Region playoffs all six seasons and was a three-time Northeast Sunrise Divisional Coach-of-the-Year honoree.
- Was selected the fifth-greatest player in Arena Football League history by the league's Silver Anniversary Committee.
- Played under current associate head coach/RBs coach Jeff Horton at UNLV.



Doug Deakin

FIELD

Special Teams Coordinator, 4th Year (SDSU '10)

- Enters his fourth year as the Aztecs' special teams coordinator and also coached the tight ends during the 2018 campaign.
- Spent three years as the assistant for football operations with the Aztecs from 2014-17.
- Also served as a graduate assistant with the SDSU program from 2011-13, working with the defense and special teams.
- A former walk-on at San Diego State who played in 24 games on special teams in 2009-10.



Savai'i Eselu

BOX

Tight Ends, 2nd Year (California '11)

- Enters his second season at SDSU after serving a four-year stint from 2016-19 as the head coach at his prep alma mater Moanalua High in Honolulu, Hawaii.
- Led the Menehunes to a 27-16 record in his tenure. His .628 career winning pct. is tops in school history, while his 27 wins rank second.
- Also coached the running backs at the 2020 Hula Bowl and has assisted at three Polynesian Bowls, featuring stints as offensive coordinator (2020) and running backs coach (2018-19).




Mike Goff

FIELD

Offensive Line, 1st Year (Iowa '12)

- Enjoyed a 12-year NFL career as an offensive lineman for the Bengals (1999-2003), Chargers (2004-08), and Chiefs (2009).
- Returns to the West Coast after serving a two-year stint as offensive line coach at Western Kentucky in 2019 and 2020.
- Spent four years as a graduate assistant at USC from 2015-18.
- Began his coaching career as a volunteer assistant with the San Diego State football program in 2010 and 2011, working with the offensive line.



Kyle Hoke

FIELD

Safeties, 2nd Year (Ball State '12)

- The nephew of head coach Brady Hoke; begins second year at SDSU after spending the 2019 season as safeties coach at Indiana State.
- Also coached the safety position at Texas State in 2018 after serving as defensive coordinator at D-III power John Carroll in 2017.
- In his lone season at JCU, the Blue Streaks ranked second in the Ohio Athletic Conference in scoring defense (22.1).
- Spent two years as a GA at South Carolina (2015-16) and Western Michigan (2012-13).



Demetrius Sumler

BOX

Cornerbacks, 4th Year (Colorado '11)

- Was elevated to a full-time assistant coach in 2018 and will work with the Aztec cornerbacks for the fourth straight season after spending two years as a graduate assistant.
- Completed his final season of eligibility at Central Washington in 2012, earning first-team all-conference honors at running back after leading the Wildcats to their seventh league title over a 10-year span.
- Also won three letters at Colorado from 2007-09, making 14 starts in 36 games played.



Jordan Thomas

FIELD

Defensive Line, 2nd Year (SDSU '14)

- Begins his second season as a full-time assistant coach after spending the previous two years on The Mesa as a graduate assistant.
- Served one year as an assistant coach at nearby Mission Hills High in 2016, tutoring TEs and DLs before serving as a graduate assistant at Texas A&M-Kingsville, where he worked with the LBs in 2017.
- Played in all 52 games on the defensive line for SDSU from 2010-13, earning a starting role in his final two seasons.

SAN DIEGO STATE ROSTER

^ Utilizing extra year of eligibility offered by the NCAA due to COVID-19

| Alphabetical | | | Numerical | | | | | | | |
|--------------|---------------------------|------|-----------|----------------------|------|------|-----|-----|------|---|
| No. | Name | Pos. | No. | Name | Pos. | Ht. | Wt. | Yr. | Exp. | Hometown (High School/College) |
| 89 | Albanez, Kyler | TE | 2 | Matt Araiza | K/P | 6-2 | 200 | Jr. | 2L | San Diego, Calif. (Rancho Bernardo High) |
| 6 | Aleki, Andrew | LB | 2 | Keshawn Banks | DL | 6-4 | 265 | Sr. | 3L | Rio Rancho, N.M. (Rio Rancho High) |
| 40 | ^Alves, Andrew | LB | 3 | Will Haskell | QB | 6-4 | 200 | Fr. | HS | Glendale, Ariz. (Ironwood High) |
| 42 | ^Anderson, Brady | LB | 4 | Jordan Brookshire | QB | 6-2 | 220 | Sr. | SQ | Santa Rosa, Calif. (Cardinal Newman High/Laney CC) |
| 2 | Araiza, Matt | K/P | 5 | BJ Busbee | WR | 5-8 | 155 | Sr. | 3L | Long Beach, Calif. (St. Anthony High) |
| 38 | Armstead, Jaylon | RB | 6 | ^Andrew Aleki | LB | 6-3 | 230 | Sr. | 4L | Honolulu, Hawaii (Kamehameha High) |
| 30 | ^Avinger, Lucky | RB | 7 | Lucas Johnson | QB | 6-3 | 215 | Sr. | SQ | San Diego, Calif. (Mt. Carmel High/Georgia Tech) |
| 17 | ^Avinger, Noah | CB | 9 | ^Tayler Hawkins | CB | 6-1 | 205 | Sr. | 4L | Palm Springs, Calif. (Palm Springs High) |
| 2 | Banks, Keshawn | DL | 10 | Baylor Horning | QB | 6-2 | 200 | So. | RS | Sparks, Nev. (Reed High) |
| 27 | Barfield, Cedarius | S | 10 | Noah Tumblin | CB | 6-2 | 180 | So. | 1L | San Diego, Calif. (Mira Mesa High) |
| 34 | Baskerville, CJ | S | 11 | Jatavious Magee | S | 6-1 | 170 | Fr. | HS | Federal Way, Wash. (Federal Way High) |
| 21 | Bell, Chance | RB | 11 | Brienne Penny | WR | 6-3 | 190 | So. | SQ | Norwalk, Calif. (Narbonne High) |
| 22 | ^Bell, Greg | RB | 12 | Dallas Branch | CB | 5-11 | 180 | Jr. | 1L | Redondo Beach, Calif. (Salesian High/Long Beach City College) |
| 88 | Bellinger, Daniel | TE | 13 | Jack Browning | K/P | 5-11 | 185 | So. | TR | Lakeside, Calif. (West Hills High/Grossmont College) |
| 75 | Bessent, Desmond | OL | 13 | Isaiah Richardson | WR | 6-1 | 200 | Sr. | 2L | Palmdale, Calif. (Chaminade College Prep) |
| 12 | Branch, Dallas | CB | 14 | Tyrell Shavers | WR | 6-6 | 210 | Jr. | TR | Lewisville, Texas (Lewisville High/Mississippi State) |
| 37 | ^Britton, Stephen | RB | 15 | Jordan Byrd | RB | 5-9 | 170 | Sr. | 3L | Albuquerque, N.M. (Manzano High) |
| 4 | Brookshire, Jordon | QB | 16 | Cassius Savage | CB | 6-1 | 165 | Fr. | RS | Buena Park, Calif. (Western High) |
| 48 | Brown, Adonis | CB | 17 | Marshall Eucker | QB | 6-5 | 225 | Fr. | RS | Encinitas, Calif. (La Costa Canyon High) |
| 22 | ^Brown, Jaiden | CB | 17 | Noah Avinger | CB | 6-1 | 175 | Fr. | HS | Cerritos, Calif. (Servite High) |
| 13 | ^Browning, Jack | K/P | 18 | Jalen Mayden | QB | 6-3 | 230 | So. | TR | Garland, Texas (Sachse High/Mississippi State) |
| 37 | ^Bryant, DJ | S | 18 | ^Trenton Thompson | S | 6-2 | 200 | Sr. | 4L | Palm Springs, Calif. (Palm Springs High) |
| 5 | Busbee, BJ | WR | 19 | Kyron White | S | 5-11 | 195 | So. | 1L | Fort Worth, Texas (Arlington High) |
| 15 | Byrd, Jordan | RB | 20 | Rashad Scott | S | 6-2 | 195 | Sr. | 3L | San Diego, Calif. (Helix High) |
| 55 | ^Capra, Joey | OL | 21 | Chance Bell | RB | 5-10 | 185 | Sr. | 3L | Burbank, Calif. (John Burroughs High) |
| 31 | Celestine, Dav Vaughn | S | 22 | ^Greg Bell | RB | 6-0 | 200 | Sr. | 1L | Chula Vista, Calif. (Bonita Vista High/Nebraska) |
| 61 | Crenshaw-Dickson, Brandon | OL | 22 | Jaiden Brown | CB | 6-0 | 160 | Fr. | HS | San Diego, Calif. (Helix High) |
| 97 | Dalton, Darrion | DL | 23 | Isaiah McElvane | S | 6-0 | 190 | So. | 1L | San Jose, Calif. (Valley Christian High) |
| 29 | ^Davis, Cam | RB | 24 | ^Segun Olubi | LB/S | 6-2 | 220 | Sr. | 1L | Corona, Calif. (Centennial High/Harding Univ.) |
| 84 | De Los Reyes, Darius | WR | 26 | Joshua Goynes | S | 5-10 | 170 | Fr. | HS | Las Vegas, Nev. (Faith Lutheran High) |
| 81 | Dedeaux, Ethan | WR | 26 | Kaegun Williams | RB | 5-9 | 195 | Sr. | 3L | Cedar Hill, Texas (Cedar Hill High) |
| 41 | ^Delgado, David | K | 27 | Cedarius Barfield | S | 5-11 | 195 | Jr. | 2L | El Paso, Texas (El Dorado High) |
| 45 | ^Draeger, Wyatt | DL | 29 | Cam Davis | RB | 5-8 | 180 | Fr. | HS | Dallas, Texas (South Oak Cliff High) |
| 73 | Dunkle, William | OL | 29 | Allan Mwata | S | 6-0 | 195 | Jr. | SQ | Las Vegas, Nev. (Liberty High) |
| 87 | Duru, Koby | WR | 30 | Lucky Avinger | RB | 6-1 | 205 | Jr. | RS | Cerritos, Calif. (La Habra High/Fullerton College) |
| 53 | Ennis, Thomas | LB | 30 | Dominic Oliver | LB | 6-3 | 220 | Fr. | HS | San Jose, Calif. (Valley Christian High) |
| 17 | ^Eucker, Marshall | QB | 31 | Dav Vaughn Celestine | S | 6-0 | 195 | So. | SQ | Placentia, Calif. (El Dorado High) |
| 58 | Ewailiko, Pa'a | DL | 32 | Dezjhon Malone | CB | 6-2 | 200 | Fr. | RS | Fresno, Calif. (Edison High) |
| 51 | Fiaseu, Zyrrus | LB | 32 | Connor McBride | TE | 6-2 | 240 | Sr. | SQ | Irvine, Calif. (Woodbridge High/Saddleback College) |
| 39 | Fountain, Garret | LB | 33 | Patrick McMorris | S | 6-0 | 210 | Jr. | 2L | Santa Ana, Calif. (Santa Ana High) |
| 86 | Gilliam, Ronald | WR | 34 | CJ Baskerville | S | 6-2 | 200 | Fr. | HS | North Richland, Texas (Richland High) |
| 78 | Gonebure, Ilaisa | OL | 35 | Jelani Whitmore | CB | 6-0 | 175 | Fr. | RS | Rialto, Calif. (Carter High) |
| 26 | ^Goynes, Joshua | S | 36 | New Zealand Williams | S | 6-2 | 200 | Fr. | HS | Carson, Calif. (St. Bernard High) |
| 94 | Greene, Aaron | TE | 37 | Stephen Britton | RB | 6-0 | 205 | Fr. | HS | Carlsbad, Calif. (Santa Fe Christian High) |
| 69 | Gudino, Dominic | OL | 37 | DJ Bryant | S | 6-0 | 175 | Fr. | HS | Oakland, Calif. (San Leandro High) |
| 49 | ^Harpole, Cameron | TE | 38 | Jaylon Armstead | RB | 5-11 | 220 | Fr. | RS | Los Angeles, Calif. (Serra High) |
| 62 | Harrison, Jonathan | OL | 39 | Garret Fountain | LB | 6-4 | 240 | So. | 1L | Turlock, Calif. (Turlock High) |
| 9 | Hawkins, Tayler | CB | 40 | Andrew Alves | LB | 6-2 | 230 | Jr. | 2L | San Diego, Calif. (St. Augustine High) |
| 3 | Haskell, Will | QB | 40 | Miles McCormick | TE | 6-2 | 245 | Fr. | HS | San Diego, Calif. (Cathedral Catholic High) |
| 56 | Herman, DJ | LB | 41 | David Delgado | K | 5-10 | 165 | So. | SQ | San Diego, Calif. (Hilltop High) |
| 60 | Hernandez, Sebastian | OL | 41 | Phillippe Wesley II | WR | 6-0 | 185 | Fr. | HS | Grandview, Mo. (St. Bernard High (Calif.)) |
| 49 | ^Hopkins, Collyn | K/P | 42 | Brady Anderson | LB | 6-2 | 220 | Fr. | HS | Bakersfield, Calif. (Liberty High) |
| 10 | ^Horning, Baylor | QB | 42 | Gus McGee | TE | 6-5 | 245 | Fr. | HS | Newburyport, Mass. (Christopher Columbus High (Fla.)) |
| 98 | Iosefa-Hart, Avory | DL | 43 | Seydrick Lakalaka | LB | 6-1 | 235 | Sr. | 3L | Kalihi, Hawaii (Punahou High) |
| 7 | Johnson, Lucas | QB | 44 | Vai Kaho | LB | 6-1 | 225 | So. | 1L | Reno, Nev. (Bishop Manogue High) |
| 70 | Jones, Christian | OL | 45 | Wyatt Draeger | DL | 6-4 | 260 | So. | 1L | Reno, Nev. (Reno High) |
| 44 | Kaho, Vai | LB | 45 | Jesse Matthews | WR | 6-0 | 190 | Jr. | 2L | San Diego, Calif. (Christian High) |
| 96 | ^Kothe, Elijah | WR | 46 | Michael Shawcroft | LB | 6-2 | 220 | Jr. | 2L | San Diego, Calif. (Helix High) |
| 43 | Lakalaka, Seydrick | LB | 47 | JP Murphy | TE | 6-4 | 240 | Fr. | HS | Danville, Calif. (San Ramon Valley High) |
| 52 | Lecky, Jaiil | DL | 48 | Adonis Brown | CB | 6-0 | 185 | Jr. | RS | Westlake, Calif. (Chaminade College Prep/Texas Tech) |
| 71 | Leonard, Zavier | OL | 49 | Cameron Harpole | TE | 6-4 | 205 | Fr. | HS | Plano, Texas (Prosper High) |
| 11 | ^Magee, Jatavious | S | 49 | Collyn Hopkins | K/P | 6-2 | 215 | Fr. | HS | Bourbonnais, Ill. (Bradley-Bourbonnais Community High) |
| 55 | ^Mailangi, Sefo | DL | 50 | Ryan Wintermeyer | LS | 6-1 | 205 | Fr. | HS | Scottsdale, Ariz. (Cactus Shadows High) |
| 32 | ^Malone, Dezjhon | CB | 51 | Zyrrus Fiaseu | LB | 6-0 | 220 | Fr. | HS | Las Vegas, Nev. (Liberty High) |
| 64 | Martinez, Chris | OL | 52 | Jaiil Lecky | DL | 6-5 | 235 | Sr. | 2L | Antioch, Calif. (Heritage High/College of San Mateo) |
| 57 | Masaniai, Darrell | LB | 53 | Thomas Ennis | LB | 6-3 | 225 | Fr. | HS | Oxnard, Calif. (Oxnard Union High) |
| 45 | ^Matthews, Jesse | WR | 54 | Caden McDonald | LB | 6-3 | 235 | Sr. | 3L | Haslet, Texas (Northwest High) |
| 18 | ^Mayden, Jalen | QB | 55 | Joey Capra | OL | 6-4 | 300 | So. | SQ | Auburn, Calif. (Placer High) |
| 32 | ^McBride, Connor | TE | 55 | ^Sefo Mailangi | DL | 6-4 | 240 | Sr. | 2L | Huntington Beach, Calif. (Edison High/Saddleback College) |
| 40 | ^McCormick, Miles | TE | 56 | DJ Herman | LB | 6-2 | 235 | Fr. | HS | Las Vegas, Nev. (Bishop Gorman High) |

^ Utilizing extra year of eligibility offered by the NCAA due to COVID-19

Numerical

| No. | Name | Pos. | Ht. | Wt. | Yr. | Exp. | Hometown (High School/College) |
|-----|--------------------------|------|------|-----|-----|------|---|
| 57 | Darrell Masaniai | LB | 6-2 | 220 | Fr. | RS | Honolulu, Hawaii (St. Louis School) |
| 58 | Pa'a Ewaliko | DL | 6-4 | 235 | Fr. | HS | Seattle, Wash. (Ballard High) |
| 59 | Jacob Raab | LS | 6-3 | 250 | Jr. | RS | Del Mar, Calif. (Torrey Pines High/Saddleback College) |
| 60 | Sebastian Hernandez | OL | 6-4 | 300 | Jr. | RS | Norwalk, Calif. (La Mirada High/Cerritos College) |
| 61 | Brandon Crenshaw-Dickson | OL | 6-6 | 320 | So. | SQ | Inglewood, Calif. (Narbonne High) |
| 62 | Jonathan Harrison | OL | 6-5 | 320 | Fr. | RS | Carlsbad, Calif. (Carlsbad High) |
| 63 | Ross Ulugalu-Maseuli | OL | 6-4 | 340 | Fr. | HS | San Diego, Calif. (Mater Dei High) |
| 64 | Chris Martinez | OL | 6-4 | 310 | Sr. | 1L | Turlock, Calif. (Pitman High) |
| 65 | Chandler Patterson | OL | 6-2 | 300 | So. | TR | Carlsbad, Calif. (Carlsbad High/Azusa Pacific) |
| 66 | Jonah Tavai | DL | 6-0 | 295 | Sr. | 2L | Manhattan Beach, Calif. (Mira Costa High/El Camino College) |
| 67 | Kyle Trombley | OL | 6-5 | 315 | So. | SQ | Yorba Linda, Calif. (Yorba Linda High) |
| 68 | Thomas Mirabella | OL | 6-4 | 305 | Fr. | RS | Mission Viejo, Calif. (Mission Viejo High) |
| 69 | Dominic Gudino | OL | 6-3 | 300 | Sr. | 3L | Chula Vista, Calif. (Olympian High) |
| 70 | Christian Jones | OL | 6-9 | 350 | Fr. | HS | San Luis Obispo, Calif. (San Luis Obispo High) |
| 71 | Zavier Leonard | OL | 6-4 | 315 | Fr. | HS | Arlington, Texas (Sam Houston High) |
| 72 | Alama Uluave | OL | 6-2 | 305 | Sr. | 3L | Laie, Hawaii (Punahou High) |
| 73 | William Dunkle | OL | 6-5 | 330 | Jr. | 2L | Chula Vista, Calif. (Eastlake High) |
| 75 | Desmond Bessent | OL | 6-7 | 305 | Sr. | SQ | Tampa, Fla. (Sickles High) |
| 76 | ^Zachary Thomas | OL | 6-5 | 300 | Sr. | 3L | Carlsbad, Calif. (Carlsbad High) |
| 77 | Josh Simmons | OL | 6-6 | 330 | Fr. | HS | San Diego, Calif. (Helix High) |
| 78 | Ilaia Gonebure | OL | 6-6 | 290 | Fr. | HS | Rocklin, Calif. (Rocklin High) |
| 79 | Joey Wright | OL | 6-5 | 320 | Fr. | RS | Reno, Nev. (Bishop Manogue High) |
| 80 | TJ Sullivan | WR | 6-0 | 200 | Jr. | 2L | San Diego, Calif. (Mt. Carmel High) |
| 81 | Ethan Dedeaux | WR | 5-9 | 185 | Sr. | 3L | Las Vegas, Nev. (Liberty High) |
| 82 | Jay Rudolph | TE | 6-4 | 245 | So. | 1L | Scottsdale, Ariz. (Horizon High) |
| 83 | Mekhi Shaw | WR | 5-10 | 170 | Fr. | RS | San Diego, Calif. (Scripps Ranch High) |
| 84 | Darius De Los Reyes | WR | 5-9 | 170 | Fr. | RS | San Diego, Calif. (Lincoln High) |
| 85 | Josh Nicholson | WR | 6-0 | 175 | Fr. | HS | Grand Prairie, Texas (South Grand Prairie High) |
| 86 | Ronald Gilliam | WR | 6-2 | 200 | Fr. | RS | Compton, Calif. (Serra High) |
| 87 | Koby Duru | WR | 6-2 | 200 | Jr. | SQ | La Puente, Calif. (Bishop Amat High/Montana State) |
| 88 | Daniel Bellinger | TE | 6-6 | 255 | Sr. | 3L | Las Vegas, Nev. (Palo Verde High) |
| 89 | Kyler Albanex | TE | 6-5 | 255 | Sr. | SQ | Sharpsburg, Ga. (East Coveta High/Saddleback College) |
| 90 | Daniel Okpoko | DL | 6-5 | 265 | Jr. | SQ | Saskatoon, Saskatchewan, Canada (St. Joseph's High) |
| 91 | ^Kahi Neves | DL | 6-4 | 255 | Sr. | 1L | Orem, Utah (Timpview High/Snow College) |
| 92 | Kobe Smith | WR | 6-2 | 185 | Sr. | 3L | Compton, Calif. (Junipero Serra High) |
| 93 | Dylan Taylor | DL | 6-3 | 245 | So. | SQ | Los Angeles, Calif. (Cathedral High) |
| 94 | Aaron Greene | TE | 6-4 | 255 | Fr. | RS | Prescott, Ariz. (Prescott High) |
| 95 | Nassir Sims | DL | 6-2 | 275 | So. | SQ | Goodyear, Ariz. (Desert Edge High) |
| 96 | Elijah Kothe | WR | 6-4 | 210 | Sr. | 3L | Las Vegas, Nev. (Faith Lutheran High) |
| 97 | Darrian Dalton | DL | 6-3 | 280 | Fr. | HS | Apple Valley, Minn. (Saguaro High (Ariz.)) |
| 98 | Avory Iosefa-Hart | DL | 6-5 | 245 | Fr. | HS | Temecula, Calif. (Chaparral High) |
| 99 | Cameron Thomas | DL | 6-5 | 270 | Jr. | 2L | Carlsbad, Calif. (Carlsbad High) |

Alphabetical

| No. | Name | Pos. |
|-----|-------------------------|------|
| 54 | McDonald, Caden | LB |
| 23 | McElvane, Isaiah | S |
| 42 | • McGee, Gus | TE |
| 33 | • McMorris, Patrick | S |
| 68 | Mirabella, Thomas | OL |
| 29 | • Mwata, Allan | S |
| 47 | Murphy, JP | WR |
| 91 | ^Neves, Kahi | DL |
| 85 | Nicholson, Joshua | WR |
| 90 | Okpoko, Daniel | DL |
| 30 | • Oliver, Dominic | LB |
| 24 | ^Olubi, Segun | LB/S |
| 65 | Patterson, Chandler | OL |
| 11 | • Penny, Brionne | WR |
| 59 | Raab, Jacob | LS |
| 13 | • Richardson, Isaiah | WR |
| 82 | Rudolph, Jay | TE |
| 16 | Savage, Cassius | CB |
| 20 | Scott, Rashad | S |
| 14 | Shavers, Tyrell | WR |
| 83 | Shaw, Mekhi | WR |
| 46 | Shawcroft, Michael | LB |
| 77 | Simmons, Josh | OL |
| 95 | Sims, Nassir | DL |
| 92 | Smith, Kobe | WR |
| 80 | Sullivan, TJ | WR |
| 66 | Tavai, Jonah | DL |
| 93 | Taylor, Dylan | DL |
| 99 | Thomas, Cameron | DL |
| 76 | ^Thomas, Zachary | OL |
| 18 | • ^Thompson, Trenton | S |
| 67 | Trombley, Kyle | OL |
| 10 | • Tumblyn, Noah | CB |
| 72 | Uluave, Alama | OL |
| 63 | Ulugalu-Maseuli, Ross | OL |
| 41 | • Wesley III, Phillippe | WR |
| 19 | White, Kyron | S |
| 35 | Whitmore, Jelani | CB |
| 26 | • Williams, Kaegun | RB |
| 36 | Williams, New Zealand | S |
| 50 | Wintermeyer, Ryan | LS |
| 79 | Wright, Joey | OL |

* - Duplicate Number

COACHING STAFF

Brady Hoke (Ball State '82), Head Coach, 2nd season of second stint as head coach at SDSU/4th overall season as head coach at SDSU/4th season at SDSU; **Jeff Horton** (Nevada '81) Associate Head Coach/Running Backs, 11th season; **Jeff Hecklinski** (Western Illinois '97) Offensive Coordinator/Quarterbacks, 2nd season as offensive coordinator/4th season; **Kurt Mattix** (Valparaiso '99) Defensive Coordinator/Linebackers, 2nd season; **Hunkie Cooper** (UNLV '91) Wide Receivers, 7th season; **Doug Deakin** (San Diego State '10) Special Teams Coordinator, 4th season as special teams coordinator/4th season/11th overall; **Savai'i Eselu** (California '11) Tight Ends, 2nd season; **Mike Goff** (Iowa '12) Offensive Line, 1st season; **Kyle Hoke** (Ball State '12) Safeties, 2nd season; **Demetrius Sumler** (Colorado '11), Cornerbacks, 4th season/6th overall; **Jordan Thomas** (San Diego State '13), Defensive Line, 2nd season/4th overall; **Adam Hall** (San Diego State '05) Assistant Athletic Director for Strength & Conditioning, 10th season; **Gary Bernardi** (Cal State Northridge, '76) Offensive Analyst, 3rd season; **Ruben Pena** (Hawaii '15), Director of Operations, 2nd season as director of operations/4th overall; **Daniel Bleske** (Minnesota '12) Graduate Assistant, 1st season; **Pierre Cormier** (Arizona, '17), Graduate Assistant, 1st season; **Ryan Krum** (San Diego State '17) Graduate Assistant, 1st season; **Mike Linehan** (North Texas '20) Graduate Assistant, 2nd season; **Derrick Baker** (San Diego State '14), Assistant Strength & Conditioning, 6th season.

PRONUNCIATION GUIDE

| | | | | | |
|-----------------------------------|---------------------------|------------------------------------|----------------------------|-----------------------------|--------------------------|
| No. 2 Matt Araiza | ah-rize-ah | No. 44 Vai Kaho | vye caw-ho | No. 81 Ethan Dedeaux | DAY-doh |
| No. 6 Andrew Aleki | uh-leck-ee | No. 51 Zyrus Fiseau | zye-russ fee-uh-say-oo | No. 83 Mekhi Shaw | mah-KYE |
| No. 11 Brionne Penny | BREE-on | No. 52 Jalil Lecky | jah-leel | No. 87 Koby Duru | DUH-rew |
| No. 17 Marshall Eucker | eye-ker | No. 55 Sefo Mailangi | seh-FOH my-LONG-ee | No. 90 Daniel Okpoko | oh-poke-oh |
| No. 24 Segun Olubi | suh-goan uh-loob-ee | No. 57 Darrel Masaniai | mah-sawn-ee-eye | No. 91 Kahi Neves | caw-HEE nev-izz |
| No. 29 Allan Mwata | mah-wahitta | No. 58 Pa'a Ewaliko | pah-ah EVVA-leek-oh | No. 96 Elijah Kothe | cody |
| No. 31 Davoughn Celestine | sell-es-teen | No. 63 Ross Ulugalu-Maseuli | oo-loo-gaw-loo mah-SOO-lee | --- | --- |
| No. 32 Dezjhon Malone | dez-john | No. 69 Dominic Gudino | goo-deeno | Savai'i Eselu | sah-VYE-ee ess-eh-LEW-oo |
| No. 40 Andrew Alves | alvz | No. 72 Alama Uluave | all-ah-mah oo-loo-ahvay | | |
| No. 41 Phillippe Wesley II | fuh-leap | No. 75 Desmond Bessent | beh-sent | | |
| No. 43 Seydrick Lakalaka | said-rick lock-ah-lock-ah | No. 78 Ilaia Gonebure | Elijah gon-BURR-ay | | |

SDSU TWO-DEEP vs. NEVADA

^ Utilizing extra year of eligibility offered by the NCAA due to COVID-19; **Players in red** are returning starters from the 2020 season. Underlined players are newcomers or freshmen who redshirted last year.

OFFENSE

| | GP | GS |
|---|----|----|
| LEFT TACKLE (LT) | | |
| 76 ^Zachary Thomas, 6-5, 300, Sr.*** | 44 | 26 |
| 62 Jonathan Harrison, 6-5, 320, Fr.-RS | 6 | 0 |
| LEFT GUARD (LG) | | |
| 64 Chris Martinez, 6-4, 310, Sr.* | 15 | 13 |
| 69 Dominic Gudino, 6-3, 300, Sr.*** | 27 | 16 |
| CENTER (C) | | |
| 72 Alama Uluave, 6-2, 305, Sr.*** | 36 | 17 |
| 68 Thomas Mirabella, 6-4, 305, Fr.-RS | 2 | 0 |
| RIGHT GUARD (RG) | | |
| 73 William Dunkle, 6-5, 330, Jr.** | 27 | 25 |
| 55 Joey Capra, 6-4, 300, So.-SQ | 6 | 0 |
| RIGHT TACKLE (RT) | | |
| 61 Brandon Crenshaw-Dickson, 6-6, 320, So.-SQ | 10 | 9 |
| 75 Desmond Bessent, 6-7, 305, Sr.-SQ | 16 | 2 |
| TIGHT END (TE-Y) | | |
| 88 Daniel Bellinger, 6-6, 255, Sr.*** | 39 | 28 |
| 82 Jay Rudolph, 6-4, 235, So.* | 16 | 4 |
| TIGHT END (TE-H) | | |
| 82 Jay Rudolph, 6-4, 235, So.* | 16 | 4 |
| 94 Aaron Greene, 6-4, 275, Fr.-RS | 7 | 0 |
| QUARTERBACK (QB) | | |
| 7 Lucas Johnson, 6-3, 215, Sr.-SQ | 28 | 8 |
| 3 Will Haskell, 6-4, 200, Fr.-HS | 3 | 0 |
| 4 Jordan Brookshire, 6-2, 215, Sr.-SQ | 10 | 6 |
| RUNNING BACK (RB-T) | | |
| 22 ^Greg Bell, 6-0, 200, Sr.* | 20 | 15 |
| 21 Chance Bell, 5-10, 180, Sr.*** | 32 | 2 |
| or38 Jaylon Armstead, 5-11, 235, Fr.-RS | 7 | 0 |
| RUNNING BACK (RB-F) | | |
| 15 Jordan Byrd, 5-9, 170, Sr.*** | 40 | 10 |
| or26 Kaegun Williams, 5-9, 195, Sr.*** | 36 | 2 |
| WIDE RECEIVER (Z) | | |
| 45 Jesse Matthews, 6-0, 190, Jr.** | 30 | 26 |
| 13 Isaiah Richardson, 6-1, 200, Sr.** | 29 | 0 |
| 80 TJ Sullivan, 6-0, 200, Jr.** | 21 | 1 |
| WIDE RECEIVER (H) | | |
| 5 BJ Busbee, 5-8, 155, Sr.*** | 40 | 6 |
| 81 Ethan Dedeaux, 5-9, 185, Sr.*** | 37 | 12 |
| 83 Mekhi Shaw, 5-10, 170, Fr.-HS | 9 | 1 |
| WIDE RECEIVER (X) | | |
| 14 Tyrell Shavers, 6-6, 210, Jr.-TR | 41 | 5 |
| 96 Elijah Kothe, 6-4, 210, Sr.*** | 37 | 13 |
| 11 Brionne Penny, 6-3, 190, So.-SQ | 5 | 0 |

SPECIAL TEAMS

| | GP | GS |
|---------------------------------------|----|----|
| PUNTER (P) | | |
| 2 Matt Araiza, 6-2, 200, Jr.** | 30 | 10 |
| 13 Jack Browning, 5-11, 185, So.-TR | 9 | 0 |
| PLACEKICKER (PK) | | |
| 2 Matt Araiza, 6-2, 200, Jr.** | 30 | 30 |
| 13 Jack Browning, 5-11, 185, So.-TR | 9 | 0 |
| KICKOFFS (KO) | | |
| 2 Matt Araiza, 6-2, 200, Jr.** | 30 | 30 |
| 13 Jack Browning, 5-11, 185, So.-TR | 9 | 0 |
| HOLDER (H) | | |
| 13 Jack Browning, 5-11, 185, So.-TR | 9 | 9 |

DEFENSE

| | GP | GS |
|---|----|----|
| DEFENSIVE END (DE) | | |
| 99 Cameron Thomas, 6-5, 270, Jr.** | 31 | 29 |
| 91 ^Kahi Neves, 6-4, 245, Sr.* | 17 | 3 |
| 55 ^Sefo Mailangi, 6-4, 240, Sr.** | 25 | 0 |
| DEFENSIVE TACKLE (DT) | | |
| 66 Jonah Tavai, 6-4, 305, Sr.** | 30 | 15 |
| 95 Nassir Sims, 6-2, 275, So.-SQ | 9 | 0 |
| 45 Wyatt Draeger, 6-4, 260, So.* | 14 | 0 |
| DEFENSIVE END (DE) | | |
| 2 Keshawn Banks, 6-4, 275, Sr.*** | 41 | 29 |
| 52 ^Jalil Lecky, 6-5, 240, Sr.** | 23 | 0 |
| 93 Dylan Taylor, 6-3, 245, So.-SQ | 5 | 0 |
| LINEBACKER (SAM) | | |
| 54 Caden McDonald, 6-3, 235, Sr.*** | 43 | 27 |
| 39 Garret Fountain, 6-4, 240, So.* | 18 | 0 |
| MIDDLE LINEBACKER (MIKE) | | |
| 43 Seydrick Lakalaka, 6-1, 235, Sr.*** | 38 | 11 |
| 6 ^Andrew Aleki, 6-3, 230, Sr.*** | 51 | 18 |
| LINEBACKER (WILL) | | |
| 24 ^Segun Olubi, 6-2, 215, Sr.* | 16 | 6 |
| 46 Michael Shawcroft, 6-2, 230, Jr.** | 29 | 8 |
| 44 Vai Kaho, 6-1, 225, So.* | 15 | 1 |
| FIELD CORNERBACK (CB) | | |
| 10 Noah Tumblin, 6-2, 180, So.* | 16 | 6 |
| 12 Dallas Branch, 5-11, 180, Jr.* | 13 | 2 |
| FIELD WARRIOR (FW) | | |
| 18 ^Trenton Thompson, 6-2, 200, Sr.*** | 52 | 26 |
| 20 Rashad Scott, 6-2, 190, Sr.*** | 23 | 0 |
| AZTEC (AZ) | | |
| 33 Patrick McMorris, 6-0, 210, Jr.** | 25 | 10 |
| 19 Kyrn White, 5-11, 175, So.* | 15 | 0 |
| BOUNDARY WARRIOR (BW) | | |
| 27 Cedarius Barfield, 5-11, 195, Jr.** (CB in '20) | 25 | 12 |
| 34 CJ Baskerville, 6-2, 200, Fr.-HS | 9 | 0 |
| BOUNDARY CORNERBACK (CB) | | |
| 9 ^Tayler Hawkins, 6-1, 205, Sr.*** | 52 | 26 |
| 17 Noah Avinger, 6-1, 175, Fr.-HS | 9 | 2 |

START CHART (OFF./DEF.)

| Offense | 2021 | Streak | Career |
|------------------------------|------|--------|--------|
| Daniel Bellinger, TE | 9 | 26 | 28 |
| Jesse Matthews, WR | 8 | 18 | 26 |
| Zachary Thomas, RG/RT/LT | 7 | 1 | 26 |
| William Dunkle, RG | 9 | 10 | 25 |
| Kobe Smith, WR | 2 | 0 | 19 |
| Alama Uluave, C | 9 | 17 | 17 |
| Dominic Gudino, C/G | 0 | 0 | 16 |
| Greg Bell, RB | 8 | 2 | 15 |
| Chris Martinez, RG | 9 | 9 | 13 |
| Elijah Kothe, WR | 4 | 3 | 13 |
| Ethan Dedeaux, WR | 0 | 0 | 12 |
| Jordan Byrd, RB | 1 | 0 | 10 |
| Brandon Crenshaw-Dickson, OL | 9 | 9 | 9 |
| Lucas Johnson, QB | 5 | 3 | 8 |
| BJ Busbee, WR | 3 | 0 | 6 |
| Jordan Brookshire, QB | 4 | 0 | 6 |
| Tyrell Shavers, WR | 4 | 1 | 5 |
| Jay Rudolph, TE | 4 | 1 | 4 |
| Desmond Bessent, LT | 2 | 0 | 2 |
| Kaegun Williams, RB | 1 | 0 | 2 |
| Chance Bell, RB | 0 | 0 | 2 |
| Mekhi Shaw | 1 | 0 | 1 |
| TJ Sullivan, WR | 0 | 0 | 1 |

% One of Bell's career starts came at Nebraska; & Two of Johnson's starts came at Georgia Tech; ^ Two of Shavers' starts came at Mississippi State

| Defense | 2021 | Streak | Career |
|---------------------------|------|--------|--------|
| Cameron Thomas, DT/DE | 9 | 19 | 29 |
| Keshawn Banks, DE | 9 | 9 | 29 |
| Caden McDonald, LB | 9 | 26 | 27 |
| Trenton Thompson, WAR | 9 | 13 | 27 |
| Tayler Hawkins, WAR/CB | 8 | 5 | 26 |
| Andrew Aleki, LB | 4 | 2 | 18 |
| Jonah Tavai, DT | 9 | 14 | 15 |
| Cedarius Barfield, CB/WAR | 8 | 2 | 12 |
| Seydrick Lakalaka, LB | 5 | 0 | 11 |
| Patrick McMorris, AZ | 9 | 9 | 10 |
| Michael Shawcroft, LB | 3 | 3 | 8 |
| Noah Tumblin, CB | 6 | 1 | 6 |
| Segun Olubi, LB | 6 | 0 | 6 |
| Kahi Neves, DE | 0 | 0 | 3 |
| Dallas Branch, CB | 2 | 2 | 2 |
| Noah Avinger, CB | 2 | 0 | 2 |
| Vai Kaho, LB | 1 | 0 | 1 |

| Career Starts (Off/Def) | '16 | '17 | '18 | '19 | '20 | '21 | Total | |
|------------------------------|-----|-----|-----|-----|-----|-----|-------|---|
| Keshawn Banks, DE | - | - | 0 | 13 | 7 | 9 | 29 | |
| Cameron Thomas, DT/DE | - | - | RS | 12 | 8 | 9 | 29 | |
| Daniel Bellinger, TE | - | - | 0 | 11 | 8 | 9 | 28 | |
| Caden McDonald, LB | - | RS | 0 | 10 | 8 | 9 | 27 | |
| Trenton Thompson, WAR | 0 | RS | 8 | 5 | 4 | 9 | 26 | |
| William Dunkle, RG | - | - | RS | 12 | 4 | 9 | 26 | |
| Jesse Matthews, WR | - | - | RS | 10 | 8 | 8 | 26 | |
| Tayler Hawkins, WAR/CB | RS | 0 | 5 | 5 | 8 | 8 | 26 | |
| Zachary Thomas, RG/RT/LT | RS | 0 | 2 | 9 | 8 | 7 | 26 | |
| Andrew Aleki, LB | - | 0 | 1 | 9 | 5 | 4 | 19 | |
| Kobe Smith, WR | - | - | 2 | 10 | 5 | 2 | 19 | |
| Alama Uluave, C | - | - | 0 | 0 | 8 | 9 | 17 | |
| Dominic Gudino, C/G | - | 6 | 8 | 2 | 0 | 0 | 16 | |
| Jonah Tavai, DT | - | - | - | 1 | 5 | 9 | 15 | |
| Greg Bell, RB | - | - | 3 | - | 4 | 8 | 15 | |
| Chris Martinez, RG/LG | - | - | 0 | 0 | 4 | 9 | 13 | |
| Elijah Kothe, WR | - | - | 2 | 4 | 3 | 4 | 13 | |
| Cedarius Barfield, S/CB | - | - | RS | 0 | 4 | 8 | 12 | |
| Ethan Dedeaux, WR | - | RS | 8 | 2 | 2 | 0 | 12 | |
| Seydrick Lakalaka, LB | - | RS | 0 | 0 | 6 | 5 | 11 | |
| Patrick McMorris, S | - | - | - | 0 | 1 | 9 | 10 | |
| Jordan Byrd, RB | - | - | 0 | 6 | 3 | 1 | 10 | |
| Brandon Crenshaw-Dickson, RT | - | - | - | RS | 0 | 9 | 9 | |
| Lucas Johnson, QB | - | - | 0 | 2 | 1 | 5 | 8 | |
| Michael Shawcroft, LB | - | - | - | 0 | 5 | 3 | 8 | |
| Segun Olubi, LB | - | - | - | - | 0 | 6 | 6 | |
| Noah Tumblin, CB | - | - | - | RS | 0 | 6 | 6 | |
| Jordan Brookshire, QB | - | - | - | - | 0 | 2 | 4 | 6 |
| BJ Busbee, WR | - | - | 0 | 0 | 3 | 3 | 6 | |
| Tyrell Shavers, WR | - | - | 0 | 0 | 1 | 4 | 5 | |
| Jay Rudolph, TE | - | - | - | - | 0 | 4 | 4 | |
| Kahi Neves, DE | - | - | - | - | 0 | 3 | 3 | |
| Desmond Bessent, LT | - | RS | 0 | 0 | 0 | 2 | 2 | |
| Dallas Branch, CB | - | - | - | - | 0 | 2 | 2 | |
| Noah Avinger, CB | - | - | - | - | - | 2 | 2 | |
| Kaegun Williams, RB | - | RS | 1 | 0 | 0 | 1 | 2 | |
| Chance Bell, RB | - | RS | 1 | 0 | 1 | 0 | 2 | |
| Vai Kaho, LB | - | - | - | - | 0 | 1 | 1 | |
| Mekhi Shaw, WR | - | - | - | - | - | RS | 1 | |
| TJ Sullivan, WR | - | - | RS | 1 | 0 | 0 | 1 | |

% Three of Bell's career starts came at Nebraska; & Two of Lucas Johnson's career starts came at Georgia Tech; ^ One of Shavers' career starts came at Mississippi State.

Game 1

| | | | | | | |
|-------------------------|----------|----------|-----------|----------|----------|-----------|
| NEW MEXICO STATE | 3 | 7 | 0 | 0 | - | 10 |
| SAN DIEGO STATE | 0 | 0 | 21 | 7 | - | 28 |

Sept. 4 | Dignity Health Sports Park | Carson, Calif. | 7:32 p.m. PT | Attendance: 10,112



TEAM STATISTICS

| | NMST | SDSU |
|---------------------------------------|----------------|----------------|
| FIRST DOWNS | 21 | 17 |
| Rushing | 4 | 12 |
| Passing | 16 | 4 |
| Penalty | 1 | 1 |
| NET YARDS RUSHING | 48 | 263 |
| Rushing Attempts | 26 | 42 |
| Average Per Rush | 1.8 | 6.3 |
| Rushing Touchdowns | 0 | 3 |
| Yards Gained Rushing | 83 | 288 |
| Yards Lost Rushing | 35 | 25 |
| NET YARDS PASSING | 326 | 76 |
| Completions-Attempts-Int | 34-56-3 | 6-19-1 |
| Average Per Attempt | 5.8 | 4.0 |
| Average Per Completion | 9.6 | 12.7 |
| Passing Touchdowns | 1 | 0 |
| TOTAL OFFENSE YARDS | 374 | 339 |
| Total offense plays | 82 | 61 |
| Average Gain Per Play | 4.6 | 5.6 |
| Fumbles: Number-Lost | 4-0 | 2-2 |
| Penalties: Number-Yards | 6-61 | 8-81 |
| PUNTS-YARDS | 11-460 | 9-511 |
| Average Yards Per Punt | 41.8 | 56.8 |
| Net Yards Per Punt | 39.2 | 50.1 |
| Inside 20 | 2 | 4 |
| 50+ Yards | 2 | 6 |
| Touchbacks | 1 | 2 |
| Fair catch | 3 | 0 |
| KICKOFFS-YARDS | 3-160 | 5-325 |
| Average Yards Per Kickoff | 53.3 | 65.0 |
| Net Yards Per Kickoff | 36.7 | 40.0 |
| Touchbacks | 1 | 5 |
| Fair Catch Yards | 25 | 0 |
| Punt returns: Number-Yards-TD | 4-20-0 | 2-9-0 |
| Average Per Return | 5.0 | 4.5 |
| Kickoff returns: Number-Yds-TD | 0-0-0 | 0-0-0 |
| Average Per Return | 0.0 | 0.0 |
| Interceptions: Number-Yds-TD | 1-0-0 | 3-28-1 |
| Fumble Returns: Number-Yds-TD | 0-0-0 | 0-0-0 |
| Miscellaneous Yards | 0 | 0 |
| Possession Time | 33:42 | 26:18 |
| 1st Quarter | 8:47 | 6:13 |
| 2nd Quarter | 8:51 | 6:09 |
| 3rd Quarter | 8:07 | 6:53 |
| 4th Quarter | 7:57 | 7:03 |
| Third-Down Conversions | 7 of 20 | 5 of 13 |
| Fourth-Down Conversions | 0 of 0 | 0 of 0 |
| Red-Zone Scores-Chances | 2-2 | 1-2 |
| Touchdowns | 1-2 | 1-2 |
| Field goals | 1-2 | 0-2 |
| Sacks By: Number-Yards | 2-17 | 5-25 |
| PAT Kicks | 1-1 | 4-4 |
| Field Goals | 1-1 | 0-0 |
| Points off turnovers | 7 | 14 |

▶▶ GAME NOTES

Big Notes

- Win streaks extended:
 - 12-game home non-conference win streak
 - 9-game win streak against New Mexico State (breaks a tie for the longest streak for the Aztecs against any current FBS opponent (Air Force, 8))
 - 12-game win streak against teams from the state of New Mexico (7-0 vs. the Lobos; 5-0 vs. the Aggies)
 - 7-game win streak in home season openers
 - San Diego State is 10-2 at home with Brady Hoke's last 12 home games as head coach.
 - San Diego State is 14-1 in all games played in September since the start of the 2016 campaign.
 - SDSU improved to 48-2 the last 50 games it rushed for at least 200 yards.
 - San Diego State outrushed New Mexico State, 263-48.
 - In the Division I era, San Diego State is 26-10 against teams that were classified as Independent at the time of the game.
 - The Aztecs are 3-1 in their last four teams without a conference affiliation.
 - Greg Bell ran for a career-high 161 yards and a touchdown, the sixth most in an Aztec opener.
 - Matt Araiza set a school record with a 56.8 punt average on nine punts, besting a 54.8 average by Mike Saxon in six punts at Brigham Young on Oct. 22, 1983. Since 1996, an FBS play has had at least nine punts in a game 2,087 times. Araiza's 56.8 average on nine attempts is the second-highest average among (min. 9 punts) in the last 26 seasons, only trailing a 57.7 average by Wake Forest's Dom Maggio against Clemson on Nov. 16, 2019.

Aztecs Top New Mexico State, 28-10

CARSON, Calif. -- San Diego State overcame a sluggish first half to defeat New Mexico State 28-10 at Dignity Health Sports Park. The Aztecs erupted for 21 points in the third quarter to erase a 10-0 halftime deficit and capture their seventh straight season opener at home.

Greg Bell rushed for a career-high 161 yards on 21 attempts and one touchdown, while Jordan Byrd added 48 yards on just three carries and another score, as the Scarlet and Black gained 248 yards on the ground, improving to 48-2 all-time when rushing for 200 yards or more.

In the interim, Jordan Brookshire hit pay dirt on an 18-yard scramble, while Andrew Aleki intercepted a pass just three plays later and raced 25 yards into the end zone, helping to give San Diego State its ninth straight victory against the Aggies in program history and move to 11-1-1 in the series.

NM State's Jonah Johnson completed 34 of 56 passes for 326 yards but was intercepted three times against an Aztec defense that racked up five sacks, seven pass breakups and 10 tackles for loss.

Still, SDSU found itself on the wrong side of 10-0 score after Johnson connected with Dominic Gicinto on an 8-yard scoring strike, capping a 12-play, 90-yard drive with 10:42 remaining in the second quarter. The touchdown was set up by Donovan King's recovery of Bell's fumble at the Aggie 10-yard line on the first play of the period, snuffing out the Aztecs' first scoring threat of the night.

The Aztec offense finally kicked into high gear on the first series of the second half, marching 65 yards in just three plays to snap a long drought. On the first play of the drive, Brookshire hit Byrd on a screen pass for 18 yards before hooking up with Kobe Smith on a 24-yard completion down to the Aggie 23. Moments later, Bell burst through a seam and raced down the left sideline for a touchdown, which narrowed the gap to 10-7.

The teams alternated turnovers on the next three series, including a pair of interceptions and a muffed punt by Byrd. With just over five minutes remaining in the quarter and NM State approaching midfield, Tayler Hawkins made a spectacular one-handed interception from Johnson, falling to the ground at the 28-yard line.

On the ensuing drive, SDSU took advantage of an unnecessary roughness on third down. Given new life with the ball at the Aggie 29, Greg Bell quickly gained 11 yards, while Brookshire evaded the pursuit on the next play and darted around right end for an 18-yard touchdown, which put the hosts in front for good at the 3:01 mark of the third quarter.

Suddenly reeling, NM State succumbed to SDSU's new-found momentum, as Aleki corralled Johnson's ill-fated first-down pass after a Keshawn Banks deflection and lumbered 25 yards into the end zone, extending the lead to 21-10.

After forcing the Aggies to punt on their next series, the Aztecs needed just three plays to further widen the gap, as Byrd sprinted away from a host of defenders en route to a 43-yard touchdown on the second play of the fourth quarter. Byrd's jaunt was set up by Greg Bell's 32-yard gain on a second-and-5 situation from the SDSU 25.

In addition to Hawkins and Aleki's thefts, Shawcroft came down with the Aztecs' other interception, while Noah Tumblin led all players with eight tackles and four pass breakups. The SDSU defensive effort was also aided by Patrick McMorris, who added seven tackles, including five solo stops, while Cameron Thomas and Segun Olubi finished with six, along with Hawkins. In all, the Aggies gained just 48 yards on 20 attempts for the night, with two of those carries accounting for 34 yards.

The Aggies drew first blood in the opening quarter when Eddie Albertson drilled a 31-yard field goal.

>>> SCORING SUMMARY

| Qtr | Time | Team | Scoring Play | Plays | TOP | Score |
|-----|-------|------|---|-------|------|-------|
| 1st | 7:26 | NMST | Albertson 31-yd field goal | 10-75 | 4:22 | 0-3 |
| 2nd | 10:42 | NMST | Gicinto 8-yd pass f. Johnson (Alberston kick) | 12-90 | 4:05 | 0-10 |
| 3rd | 13:43 | SDSU | G. Bell 23-yd run (Araiza kick) | 3-65 | 1:17 | 7-10 |
| 3rd | 3:01 | SDSU | Brookshire 18-yd run (Araiza kick) | 6-73 | 2:13 | 14-10 |
| 3rd | 2:45 | SDSU | Aleki 25-yd interception return (Araiza kick) | — | — | 21-10 |
| 4th | 14:19 | SDSU | Byrd 43-yd run (Araiza kick) | 3-80 | 1:16 | 28-10 |

INDIVIDUAL STATISTICS

>>> NEW MEXICO STATE

| Rushing | Att | Yds | TD | Long | Avg |
|---------------|-----------|-----------|----------|-----------|------------|
| Samuels | 6 | 35 | 0 | 23 | 5.8 |
| Price | 8 | 20 | 0 | 8 | 2.5 |
| Warner | 1 | -2 | 0 | 0 | -2.0 |
| Johnson | 11 | -5 | 0 | 11 | -0.5 |
| Totals | 26 | 48 | 0 | 23 | 1.8 |

| Passing | C-A-I | Yds | TD | Long | Sack |
|---------------|----------------|------------|----------|-----------|----------|
| Johnson | 34-56-3 | 326 | 1 | 42 | 5 |
| Totals | 34-56-3 | 326 | 1 | 42 | 5 |

| Receiving | No. | Yds | TD | Long |
|---------------|-----------|------------|----------|-----------|
| Warner | 10 | 79 | 0 | 15 |
| Gicinto | 10 | 64 | 1 | 25 |
| Wyatt | 5 | 74 | 0 | 42 |
| Harrity | 8 | 38 | 0 | 19 |
| Downs III | 5 | 21 | 0 | 14 |
| Powers | 2 | 19 | 0 | 11 |
| Escobar | 1 | 19 | 0 | 19 |
| Samuels | 2 | 6 | 0 | 6 |
| Price | 1 | 6 | 0 | 6 |
| Totals | 34 | 326 | 1 | 42 |

>>> SAN DIEGO STATE

| Rushing | Att | Yds | TD | Long | Avg |
|---------------|-----------|------------|----------|-----------|------------|
| G. Bell | 21 | 161 | 1 | 32 | 7.7 |
| Byrd | 3 | 48 | 1 | 43 | 16.0 |
| Brookshire | 7 | 30 | 1 | 18 | 4.3 |
| Williams | 3 | 11 | 0 | 10 | 3.7 |
| C. Bell | 7 | 7 | 0 | 5 | 1.0 |
| Matthews | 1 | 6 | 0 | 6 | 6.0 |
| Totals | 42 | 263 | 3 | 43 | 6.3 |

| Passing | C-A-I | Yds | TD | Long | Sack |
|---------------|---------------|-----------|----------|-----------|----------|
| Brookshire | 6-19-1 | 76 | 0 | 25 | 2 |
| Totals | 6-19-1 | 76 | 0 | 25 | 2 |

| Receiving | No. | Yds | TD | Long |
|---------------|----------|-----------|----------|-----------|
| Busbee | 2 | 19 | 0 | 25 |
| Smith | 1 | 24 | 0 | 24 |
| Byrd | 1 | 18 | 0 | 18 |
| Bellinger | 1 | 10 | 0 | 10 |
| Matthews | 1 | 5 | 0 | 5 |
| Totals | 6 | 76 | 0 | 25 |

Game 2

| | | | | | | |
|------------------------|-----------|-----------|----------|----------|----------|-----------|
| SAN DIEGO STATE | 21 | 14 | 3 | 0 | - | 38 |
| ARIZONA | 7 | 0 | 0 | 7 | - | 14 |

Sept. 11 | Arizona Stadium | Tucson, Ariz. | 7:07 p.m. PT | Attendance: 39,097



TEAM STATISTICS

| | SDSU | UA |
|---------------------------------------|----------------|----------------|
| FIRST DOWNS | 21 | 9 |
| Rushing | 14 | 2 |
| Passing | 5 | 4 |
| Penalty | 2 | 3 |
| NET YARDS RUSHING | 271 | 49 |
| Rushing Attempts | 55 | 19 |
| Average Per Rush | 4.9 | 2.6 |
| Rushing Touchdowns | 2 | 0 |
| Yards Gained Rushing | 310 | 79 |
| Yards Lost Rushing | 39 | 30 |
| NET YARDS PASSING | 183 | 76 |
| Completions-Attempts-Int | 10-16-0 | 18-36-1 |
| Average Per Attempt | 11.4 | 5.0 |
| Average Per Completion | 18.3 | 9.9 |
| Passing Touchdowns | 2 | 2 |
| TOTAL OFFENSE YARDS | 454 | 228 |
| Total offense plays | 71 | 55 |
| Average Gain Per Play | 6.4 | 4.1 |
| Fumbles: Number-Lost | 1-0 | 0-0 |
| Penalties: Number-Yards | 8-84 | 7-58 |
| PUNTS-YARDS | 7-372 | 11-522 |
| Average Yards Per Punt | 53.1 | 47.5 |
| Net Yards Per Punt | 44 | 40.5 |
| Inside 20 | 3 | 1 |
| 50+ Yards | 5 | 6 |
| Touchbacks | 3 | 1 |
| Fair catch | 1 | 3 |
| KICKOFFS-YARDS | 7-455 | 3-195 |
| Average Yards Per Kickoff | 65.0 | 65.0 |
| Net Yards Per Kickoff | 40.0 | 40.0 |
| Touchbacks | 7 | 3 |
| Fair Catch Yards | 0 | 0 |
| Punt returns: Number-Yards-TD | 5-57-1 | 1-4-0 |
| Average Per Return | 11.4 | 4.0 |
| Kickoff returns: Number-Yds-TD | 0-0-0 | 0-0-0 |
| Average Per Return | 0.0 | 0.0 |
| Interceptions: Number-Yds-TD | 1-16-0 | 0-0-0 |
| Fumble Returns: Number-Yds-TD | 0-0-0 | 0-0-0 |
| Miscellaneous Yards | 0 | 0 |
| Possession Time | 37:34 | 22:26 |
| 1st Quarter | 8:33 | 6:27 |
| 2nd Quarter | 8:50 | 6:10 |
| 3rd Quarter | 10:13 | 4:47 |
| 4th Quarter | 9:58 | 5:02 |
| Third-Down Conversions | 5 of 14 | 1 of 13 |
| Fourth-Down Conversions | 0 of 2 | 0 of 1 |
| Red-Zone Scores-Chances | 2-2 | 1-2 |
| Touchdowns | 1-2 | 1-2 |
| Field goals | 1-2 | 0-2 |
| Sacks By: Number-Yards | 4-20 | 2-15 |
| PAT Kicks | 5-5 | 2-2 |
| Field Goals | 1-2 | 0-0 |
| Points off turnovers | 3 | 0 |

▶▶ GAME NOTES

Big Notes

- San Diego State improved to 2-0 for the third consecutive season. The last time the Aztecs started 2-0 in three consecutive seasons was 1975-77.
- SDSU snapped a four-game losing streak against the Wildcats. It was San Diego State's first win against Arizona since Nov. 10, 1979.
- The Aztecs improved to 6-2 against members of the Pac-12 Conference since the start of the 2016 campaign. That is the best non-conference record compiled by any FBS team (Power 5 or Group of 5) against the Pac-12 in that time (Notre Dame is second at 5-3). Minimum five games played.
- SDSU's 6-2 mark against the Pac-12 since the start of the 2016 season is the third-best record non-conference record by any FBS team against any Power 5 league, trailing only Georgia vs. the ACC (5-1) and Clemson vs. the SEC (10-3). Minimum five games played and does not include Notre Dame vs. the ACC.
- The Aztecs improved to 49-2 the last 51 games they have rushed for at least 200 yards.
- The last 16 times SDSU has been an underdog, it has won the game outright 10 times (10-6).
- San Diego State is 3-2 in its last five road games against Pac-12 teams with wins at Arizona State, UCLA and Arizona. Since 2017, Pac-12 teams Arizona (4-12), Colorado (4-12), Oregon State (4-12) and UCLA (4-13) have only one more Pac-12 road win than the Aztecs.
- TE Daniel Bellinger broke 100 yards receiving in the first half and became the first Aztec tight end with at least 100 yards receiving in a game since Gavin Escobar had 108 vs. UNLV on Oct. 27, 2012. Bellinger's 73-yard reception was the longest by an Aztec tight end since at least the 1996 season.

Aztecs Easily Down Arizona, 38-14

TUCSON, Ariz. -- Senior Jordan Brookshire threw for two touchdowns and ran for another, Greg Bell broke a 55-yard scoring run on the fourth play from scrimmage and San Diego State beat Arizona 38-14 on Saturday night to extend the Wildcats' losing streak to 14 games.

Brookshire, who won the starting job late in fall camp, completed 9 of 11 passes for two scores in the first half as the Aztecs (2-0) took a 35-7 lead.

Brookshire finished 10 of 14 for 183 yards and Bell had 125 yards rushing in 17 carries as the Aztecs opened 2-0 for the third straight season.

San Diego State had 454 total yards, including 271 rushing. The Aztecs improved to 49-2 their last 51 games they rushed for at least 200 yards.

Bell's 55-yard touchdown burst over the right side was an early indicator.

After Arizona (0-2) went three-and-out, Brookshire completed a 73-yard pass to Daniel Bellinger to set up a 3-yard scoring run, which was the longest pass to an Aztec tight end since at least 1996. Bellinger had three catches for 113 yards, becoming the first SDSU tight end to reach 100 yards since 2012.

San Diego State's Tyrell Shavers returned a blocked punt by Kaegun Williams 27 yards for a score after Arizona's second three-and-out, and it was 21-0 less than eight minutes into the game.

Brookshire added a 3-yard rushing touchdown in the first quarter and found Ethan Dedeaux for a 40-yard passing touchdown late in the first half to give the Aztecs a commanding 35-7 advantage at the half.

Matt Araiza converted on a 32-yard field goal in the third for SDSU's final points of the game.

San Diego State improved to 6-2 against Pac-12 teams since 2016 despite playing five of those games on the road and being an underdog in six. Arizona was a two-point favorite Saturday.

For Bell, it was his sixth 100-yard game since coming to San Diego State in 2020 (nine games) and seventh in 13 career Division I games.

The Aztecs dominated in almost every facet, outgaining the Wildcats, 454-228, allowing just nine first downs and holding UA to 1-for-13 on third-down conversions.

Chance Bell (52 yards) and Williams (42 yards) nearly combined for 100 rushing yards.

Five Aztecs - Cedarius Barfield, Taylor Hawkins, Patrick Morris, Cameron Thomas and Taylor Hawkins - had four tackles apiece for SDSU, which at one point in the game forced nine consecutive three-and-outs. SDSU also added four sacks, 11 tackles for loss and 10 quarterback hurries.

Arizona's Gunner Cruz was 10 of 19 for 70 yards with a 43-yard scoring pass to Stanley Berryhill III and an interception. Will Plummer was 8 of 17 for 109 yards and a 7-yard touchdown pass to Tavvian Cunningham in the fourth quarter after replacing Cruz late in the third.

>>> SCORING SUMMARY

| Qtr | Time | Team | Scoring Play | Plays | TOP | Score |
|-----|-------|------|---|-------|------|-------|
| 1st | 13:22 | SDSU | Bell 55-yd run (Araiza kick) | 4-75 | 1:38 | 7-0 |
| 1st | 9:12 | SDSU | Brookshire 3-yd run (Araiza kick) | 6-96 | 3:08 | 14-0 |
| 1st | 7:07 | SDSU | Shavers 27-yd blocked punt return (Araiza kick) | 0-0 | 2:05 | 21-0 |
| 1st | 5:50 | UA | Berryhill 43-yd pass f/Cruz (Loop kick) | 4-75 | 1:17 | 21-7 |
| 2nd | 12:29 | SDSU | Bellinger 25-yd pass f/Brookshire (Araiza kick) | 7-78 | 3:35 | 28-7 |
| 2nd | 1:52 | SDSU | Dedeaux 40-yd pass f/Brookshire (Araiza kick) | 3-56 | 0:55 | 35-7 |
| 3rd | 5:13 | SDSU | Araiza 32-yd field goal | 6-6 | 3:22 | 38-7 |
| 4th | 8:24 | UA | Cunningham 7-yd pass f/ Plummer (Loop kick) | 11-80 | 2:52 | 38-14 |

INDIVIDUAL STATISTICS

>>> SAN DIEGO STATE

| Rushing | Att | Yds | TD | Long | Avg |
|---------------|-----------|------------|----------|-----------|------------|
| G. Bell | 17 | 125 | 1 | 55 | 7.4 |
| C. Bell | 10 | 52 | 0 | 16 | 5.2 |
| Williams | 9 | 42 | 0 | 23 | 4.7 |
| Byrd | 2 | 19 | 0 | 17 | 9.5 |
| Johnson | 2 | 18 | 0 | 13 | 9.0 |
| Armstead | 3 | 13 | 0 | 8 | 4.3 |
| Brookshire | 8 | 7 | 1 | 1 | 0.9 |
| Matthews | 2 | -1 | 0 | 1 | -0.5 |
| TEAM | 2 | -4 | 0 | 0 | -2.0 |
| Totals | 55 | 271 | 2 | 55 | 4.9 |

Passing

| C-A-I | Yds | TD | Long | Sack | |
|---------------|----------------|------------|----------|-----------|----------|
| Brookshire | 10-14-0 | 183 | 2 | 73 | 2 |
| Johnson | 0-1-0 | 0 | 0 | 0 | 0 |
| Totals | 34-56-3 | 326 | 1 | 42 | 5 |

Receiving

| No. | Yds | TD | Long | |
|---------------|-----------|------------|----------|-----------|
| Bellinger | 3 | 113 | 1 | 73 |
| Dedeaux | 2 | 43 | 1 | 40 |
| Byrd | 2 | 5 | 0 | 5 |
| Williams | 1 | 13 | 0 | 13 |
| Matthews | 1 | 5 | 0 | 5 |
| Busbee | 1 | 4 | 0 | 4 |
| Totals | 10 | 183 | 2 | 73 |

>>> ARIZONA

| Rushing | Att | Yds | TD | Long | Avg |
|---------------|-----------|-----------|----------|-----------|------------|
| Berryhill III | 2 | 26 | 0 | 23 | 13 |
| Plummer | 3 | 16 | 0 | 13 | 5.3 |
| Anderson | 5 | 8 | 0 | 12 | 1.6 |
| Wiley | 5 | 6 | 0 | 5 | 1.2 |
| Cruz | 4 | -7 | 0 | 9 | -1.8 |
| Totals | 19 | 49 | 0 | 23 | 2.6 |

Passing

| C-A-I | Yds | TD | Long | Sack | |
|---------------|----------------|------------|----------|-----------|----------|
| Cruz | 10-19-1 | 70 | 1 | 43 | 3 |
| Plummer | 8-17-0 | 109 | 1 | 54 | 1 |
| Totals | 18-36-1 | 179 | 2 | 54 | 4 |

Receiving

| No. | Yds | TD | Long | |
|---------------|-----------|------------|----------|-----------|
| Cunningham | 5 | 81 | 1 | 54 |
| Berryhill III | 5 | 67 | 1 | 43 |
| Casteel | 5 | 26 | 0 | 9 |
| Wiley | 2 | -2 | 0 | 0 |
| Wolma | 1 | 7 | 0 | 7 |
| Totals | 18 | 179 | 2 | 54 |

Game 3

| | | | | | | |
|-----------------|---|---|----|----|-------|----|
| UTAH | 7 | 3 | 0 | 14 | 7/0/0 | 31 |
| SAN DIEGO STATE | 3 | 7 | 14 | 0 | 7/0/2 | 33 |

Sept. 18 | Dignity Health Sports Park | Carson, Calif. | 4:07 p.m. PT | Attendance: 11,090



TEAM STATISTICS

| | UTAH | SDSU |
|---------------------------------------|---------|---------|
| FIRST DOWNS | 21 | 12 |
| Rushing | 3 | 8 |
| Passing | 15 | 2 |
| Penalty | 3 | 2 |
| NET YARDS RUSHING | 70 | 204 |
| Rushing Attempts | 31 | 45 |
| Average Per Rush | 2.3 | 4.5 |
| Rushing Touchdowns | 0 | 2 |
| Yards Gained Rushing | 105 | 219 |
| Yards Lost Rushing | 35 | 15 |
| NET YARDS PASSING | 257 | 44 |
| Completions-Attempts-Int | 33-58-1 | 10-19-0 |
| Average Per Attempt | 4.4 | 2.3 |
| Average Per Completion | 7.8 | 4.4 |
| Passing Touchdowns | 3 | 1 |
| TOTAL OFFENSE YARDS | 327 | 248 |
| Total offense plays | 89 | 64 |
| Average Gain Per Play | 3.7 | 3.9 |
| Fumbles: Number-Lost | 1-0 | 1-1 |
| Penalties: Number-Yards | 6-51 | 5-49 |
| PUNTS-YARDS | 9-361 | 9-463 |
| Average Yards Per Punt | 40.1 | 51.4 |
| Net Yards Per Punt | 38.9 | 36.8 |
| Inside 20 | 2 | 3 |
| 50+ Yards | 0 | 4 |
| Touchbacks | 0 | 0 |
| Fair catch | 2 | 1 |
| KICKOFFS-YARDS | 5-295 | 5-324 |
| Average Yards Per Kickoff | 59.0 | 64.8 |
| Net Yards Per Kickoff | 25.4 | 39.8 |
| Touchbacks | 0 | 4 |
| Fair Catch Yards | 0 | 0 |
| Punt returns: Number-Yards-TD | 6-132-1 | 3-11-0 |
| Average Per Return | 22.0 | 3.7 |
| Kickoff returns: Number-Yds-TD | 1-25-0 | 5-168-1 |
| Average Per Return | 25.0 | 33.6 |
| Interceptions: Number-Yds-TD | 0-0-0 | 1-34-0 |
| Fumble Returns: Number-Yds-TD | 0-0-0 | 0-0-0 |
| Miscellaneous Yards | 0 | 0 |
| Possession Time | 30:19 | 29:41 |
| 1st Quarter | 7:10 | 7:50 |
| 2nd Quarter | 9:30 | 5:30 |
| 3rd Quarter | 4:30 | 10:30 |
| 4th Quarter | 9:09 | 5:51 |
| Third-Down Conversions | 7 of 21 | 3 of 15 |
| Fourth-Down Conversions | 1 of 2 | 0 of 0 |
| Red-Zone Scores-Chances | 2-4 | 3-4 |
| Touchdowns | 2-4 | 3-4 |
| Field goals | 0-4 | 0-4 |
| Sacks By: Number-Yards | 1-6 | 3-18 |
| PAT Kicks | 2-3 | 4-4 |
| Field Goals | 1-2 | 1-3 |
| Points off turnovers | 0 | 7 |

▶▶ GAME NOTES

Big Notes

- San Diego State improved to 3-0 for the second time in the last three seasons and the fourth time in the last six years.
- San Diego State is 3-0 having defeated two Power 5 Conference teams. That is just the second time in the Division I era (since 1969) that the Aztecs have opened 3-0 with two wins against members of power conferences (also: 2017).
- San Diego State improved to 7-2 against members of the Pac-12 Conference since the start of the 2016 campaign. That is the best record against Pac-12 teams by any FBS team (including the Pac-12) during that time (min. 5 games played).
- San Diego State's 7-2 mark against the Pac-12 is second-best record nationally against non-conference teams vs. any Power 5 Conference since 2016 (min. 5 games played).
- The last 17 times SDSU has been an underdog, it has won the game outright 11 times (11-6).
- San Diego State is 16-1 in its last 17 games played in September (beginning in 2016).
- San Diego State has won its last four home games and is 6-1 in games played at Dignity Health Sports Park.
- The Aztecs improved to 50-2 the last 52 times they have rushed for at least 200 yards in a game.
- San Diego State improves to 9-4 all-time in overtime games.
- San Diego State has won its last four home games against Pac-12 competition, defeating California (2016), No. 19/19 Stanford (2017), No. 23/23 Arizona State (2018) and Utah (2021).
- This is just the second time in school history the Aztecs have defeated Pac-12/10/8 teams in consecutive games (also 2017).

Aztecs Edge Utah in 3OT, 33-31

CARSON, Calif. -- Despite relinquishing a 14-point lead, San Diego State held on for a wild 33-31 victory over Utah on Saturday after Lucas Johnson caught a 2-point conversion from Jesse Matthews in the third overtime period at Dignity Health Sports Park.

Shortly after Matthews' reception, the Utes had a chance to extend the contest, but officials overturned Connor O'Toole's apparent game-tying catch, ruling that the ball hit the turf after a booth review.

Previously in the first overtime, Johnson rolled to his right and connected with Jay Rudolph on a 2-yard touchdown, while Utah countered on its first snap with a 25-yard scoring strike from backup quarterback Cameron Rising to Jaylen Dixon.

The Utes gained just six yards on their first possession to start the second overtime; however, Jadon Redding missed a 37-yard field goal attempt. Moments later, the Aztecs lined up for a potential game-winner from 36 yards away, but Matt Araiza's kick sailed wide right as well, sending the game into a third overtime session.

SDSU broke a 10-10 tie at intermission with a pair of 7-yard touchdown runs in the third quarter by Greg Bell, who gained 119 yards on 33 carries for the evening. Bell's first score capped an 8-play, 82-yard march on the first drive of the second half, highlighted by Johnson's 54-yard keeper, as the Aztec signal-caller darted through the Ute defense on third-and-1 from the SDSU 39.

Two plays after the ensuing kickoff, Tayler Hawkins intercepted Utah starter Charlie Brewer and returned the ball to the 7-yard line, while Bell promptly hit pay dirt on the first snap with a burst through the left side, giving the Aztecs a 24-10 lead at the 10:42 mark of the third quarter.

Utah narrowed the gap in the fourth quarter when Rising found Covey in the end zone on a 2-yard touchdown pass with 4:17 left in regulation. Redding, however, missed the extra point, as the Aztecs maintained a 24-16 lead.

Later in the quarter, Rising directed the Utes towards a tying touchdown, finding Theo Howard for a 4-yard with just 16 seconds showing on the clock. Enis caught the tying 2-point conversion moments later to force overtime.

The contest started out as defensive struggle, with both sides scoring touchdowns on special teams in the first half. The Utes drew first blood at the 8:02 mark of the opening quarter when Covey broke loose down the left sideline for an 80-yard punt return that gave the visitors a 7-0 lead.

After teams exchanged fields goals, Jordan Byrd returned the ensuing kickoff 100 yards for a touchdown, which knotted the score at 10-10 for the other points of the game.

>> SCORING SUMMARY

| Qtr | Time | Team | Scoring Play | Plays | TOP | Score |
|-----|-------|------|--|-------|------|-------|
| 1st | 8:02 | UTAH | Covey 80-yard punt return (Redding kick) | 0-0 | 1:48 | 7-0 |
| 1st | 1:54 | SDSU | Araiza 51-yard field goal | 8-29 | 3:20 | 7-3 |
| 2nd | 7:51 | UTAH | Redding 43-yard field goal | 13-58 | 5:02 | 10-3 |
| 2nd | 7:38 | SDSU | Byrd 100-yard kickoff return (Araiza kick) | 0-0 | 0:00 | 10-10 |
| 3rd | 11:24 | SDSU | G. Bell 7-yard run (Araiza kick) | 8-82 | 3:31 | 10-17 |
| 3rd | 10:42 | SDSU | G. Bell 7-yard run (Araiza kick) | 1-7 | 0:04 | 10-24 |
| 4th | 4:17 | UTAH | Covey 2-yard pass f/ Rising (Redding kick missed) | 10-63 | 2:16 | 16-24 |
| 4th | 0:16 | UTAH | Howard 4-yard pass f/ Rising (Enis pass f/ Rising) | 13-74 | 2:20 | 24-24 |
| OT1 | 0:00 | SDSU | Rudolph 2-yard pass f/ Johnson (Araiza kick) | 2-25 | 0:00 | 24-31 |
| OT1 | 0:00 | UTAH | Dixon 25-yard pass f/ Rising (Redding kick) | 1-25 | 0:00 | 31-31 |
| OT3 | 0:00 | SDSU | Johnson pass f/ Matthews | 0-0 | 0:00 | 31-33 |

INDIVIDUAL STATISTICS

>>UTAH

| Rushing | Att | Yds | TD | Long | Avg |
|---------------|-----------|-----------|----------|-----------|------------|
| Bernard | 17 | 47 | 0 | 8 | 2.8 |
| Rising | 5 | 46 | 0 | 24 | 9.2 |
| Thomas | 1 | 0 | 0 | 0 | 0.0 |
| Pledger | 3 | -2 | 0 | 3 | -0.7 |
| TEAM | 1 | -2 | 0 | 0 | -2.0 |
| Brewer | 4 | -19 | 0 | 0 | -4.8 |
| Totals | 31 | 70 | 0 | 24 | 2.3 |

| Passing | C-A-I | Yds | TD | Long | Sack |
|---------------|----------------|------------|----------|-----------|----------|
| Rising | 19-32-0 | 153 | 3 | 25 | 0 |
| Brewer | 14-26-1 | 104 | 0 | 17 | 3 |
| Totals | 33-58-1 | 257 | 3 | 25 | 3 |

| Receiving | No. | Yds | TD | Long |
|---------------|-----------|------------|----------|-----------|
| Covey | 8 | 46 | 1 | 15 |
| Kuithe | 7 | 58 | 0 | 17 |
| Enis | 7 | 56 | 0 | 16 |
| Kincaid | 3 | 9 | 0 | 6 |
| Dixon | 2 | 38 | 1 | 25 |
| Pledger | 2 | 20 | 0 | 14 |
| Vele | 1 | 15 | 0 | 15 |
| Bernard | 1 | 6 | 0 | 6 |
| O'Toole | 1 | 5 | 0 | 5 |
| Howard | 1 | 4 | 1 | 4 |
| Totals | 33 | 257 | 3 | 25 |

>>SAN DIEGO STATE

| Rushing | Att | Yds | TD | Long | Avg |
|---------------|-----------|------------|----------|-----------|------------|
| G. Bell | 33 | 119 | 2 | 17 | 3.6 |
| Johnson | 8 | 87 | 0 | 54 | 10.9 |
| Williams | 3 | -1 | 0 | 0 | -0.3 |
| TEAM | 1 | -1 | 0 | 0 | -1.0 |
| Totals | 45 | 204 | 2 | 54 | 4.5 |

| Passing | C-A-I | Yds | TD | Long | Sack |
|---------------|----------------|-----------|----------|-----------|----------|
| Johnson | 10-19-0 | 44 | 1 | 15 | 1 |
| Totals | 10-19-0 | 44 | 1 | 15 | 1 |

| Receiving | No. | Yds | TD | Long |
|---------------|-----------|-----------|----------|-----------|
| Matthews | 2 | 11 | 0 | 8 |
| Bellinger | 1 | 15 | 0 | 15 |
| Shavers | 1 | 10 | 0 | 10 |
| Kothe | 1 | 4 | 0 | 4 |
| Smith | 1 | 4 | 0 | 4 |
| Byrd | 1 | 4 | 0 | 4 |
| Rudolph | 1 | 2 | 1 | 2 |
| Williams | 1 | -1 | 0 | 0 |
| G. Bell | 1 | -5 | 0 | 0 |
| Totals | 10 | 44 | 1 | 15 |

Game 4

| | | | | | | |
|-----------------|---|----|----|---|---|----|
| TOWSON | 7 | 7 | 0 | 7 | - | 21 |
| SAN DIEGO STATE | 7 | 14 | 24 | 3 | - | 48 |

Sept. 25 | Dignity Health Sports Park | Carson, Calif. | 12:36 p.m. PT | Attendance: 7,619



TEAM STATISTICS

| | TOWSON | SDSU |
|---------------------------------------|---------|----------|
| FIRST DOWNS | 12 | 24 |
| Rushing | 2 | 13 |
| Passing | 8 | 8 |
| Penalty | 2 | 3 |
| NET YARDS RUSHING | 15 | 281 |
| Rushing Attempts | 20 | 47 |
| Average Per Rush | 0.8 | 6.0 |
| Rushing Touchdowns | 0 | 4 |
| Yards Gained Rushing | 56 | 308 |
| Yards Lost Rushing | 41 | 27 |
| NET YARDS PASSING | 213 | 169 |
| Completions-Attempts-Int | 19-36-1 | 17-126-1 |
| Average Per Attempt | 5.9 | 6.5 |
| Average Per Completion | 11.2 | 9.9 |
| Passing Touchdowns | 3 | 1 |
| TOTAL OFFENSE YARDS | 228 | 450 |
| Total offense plays | 56 | 73 |
| Average Gain Per Play | 4.1 | 6.2 |
| Fumbles: Number-Lost | 2-1 | 2-0 |
| Penalties: Number-Yards | 8-57 | 6-43 |
| PUNTS-YARDS | 8-326 | 3-197 |
| Average Yards Per Punt | 40.8 | 65.7 |
| Net Yards Per Punt | 33.9 | 59.0 |
| Inside 20 | 3 | 2 |
| 50+ Yards | 3 | 3 |
| Touchbacks | 0 | 1 |
| Fair catch | 2 | 0 |
| KICKOFFS-YARDS | 4-239 | 9-581 |
| Average Yards Per Kickoff | 59.8 | 64.6 |
| Net Yards Per Kickoff | 37.0 | 34.9 |
| Touchbacks | 3 | 6 |
| Fair Catch Yards | 0 | 0 |
| Punt returns: Number-Yards-TD | 2-0-0 | 4-55-1 |
| Average Per Return | 0.0 | 13.8 |
| Kickoff returns: Number-Yds-TD | 3-117-0 | 1-16-0 |
| Average Per Return | 39.0 | 16 |
| Interceptions: Number-Yds-TD | 1-3-0 | 1-(-2)-0 |
| Fumble Returns: Number-Yds-TD | 0-0-0 | 0-0-0 |
| Miscellaneous Yards | 0 | 0 |
| Possession Time | 21:50 | 38:10 |
| 1st Quarter | 6:22 | 8:38 |
| 2nd Quarter | 5:21 | 9:39 |
| 3rd Quarter | 8:22 | 6:38 |
| 4th Quarter | 1:45 | 13:15 |
| Third-Down Conversions | 4 of 12 | 8 of 15 |
| Fourth-Down Conversions | 0 of 0 | 1 of 1 |
| Red-Zone Scores-Chances | 3-3 | 5-6 |
| Touchdowns | 3-3 | 4-6 |
| Field goals | 0-3 | 1-6 |
| Sacks By: Number-Yards | 1-9 | 2-14 |
| PAT Kicks | 3-3 | 6-6 |
| Field Goals | 0-0 | 2-2 |
| Points off turnovers | 7 | 14 |

▶▶ GAME NOTES

Big Notes

- San Diego State improved to 4-0 for just the second time in the last 40 seasons (also: 2017).
- The Aztecs are 4-0 for just the 15th time in 99 seasons of program existence (1930, 1936, 1937, 1951, 1964, 1966, 1967, 1968, 1969, 1970, 1972, 1975, 1981, 2017 and 2021).
- SDSU is 4-0 for just the sixth time in its Division I history (since 1969) (1969, 1970, 1972, 1975, 1981 and 2021)).
- The Aztecs improved to 3-0 at home this season and runs their "home" win streak to five games. SDSU is 6-1 in games played at Dignity Health Sports Park with four more home games scheduled this season.
- San Diego State improved to 17-1 in September games since the start of the 2016 season. During that time, the Aztecs own wins over Arizona, Arizona State (twice), California, Stanford, UCLA and Utah among others.
- SDSU's four-game win streak is its longest contained inside a single-season since the Aztecs won four in a row in 2019. San Diego State has posted a win streak of at least four games in each of the last six seasons in which a full schedule has been played.
- SDSU has already equaled its win total from last year's COVID shortened eight-game season (4-4).
- The Aztecs scored their most points (48) since also scoring 48 against Central Michigan in the 2019 New Mexico Bowl.
- The Aztecs improved to 51-2 the last 53 times they have rushed for at least 200 yards in a game.
- SDSU outscored Towson, 24-0, in the third quarter and is outscoring the opposition, 62-0, in the third quarter this season.
- San Diego State's 24 points in the third quarter are its most in any quarter since scoring 24 in the first vs. Idaho State on Sept. 24, 2004.

Aztecs Cruise Past Towson, 48-21

TUCSON, Ariz. -- Jordan Byrd ran for two touchdowns and San Diego State scored 24 points in the third quarter to pull away from Towson, 48-21, at Dignity Health Sports Park.

Chance Bell and Kaegun Williams also added rushing touchdowns for the Aztecs (4-0), who outrushed the Tigers (1-3), 281-15, on the ground.

SDSU is 4-0 for just the second time in 40 seasons (also 2017).

Chris Ferguson threw a 19-yard scoring pass to Jerry Howard Jr. to give TU a 7-0 lead with 5:36 left in the first.

San Diego State, which entered with wins over Pac-12 Conference squads Arizona and Utah, responded with scores in the form of 8- and 12-yard runs from Williams and Byrd, respectively.

Lucas Johnson then threw a 16-yard scoring toss to Elijah Kothe with 4:03 before halftime. But Ferguson led Towson 80 yards on 11 plays, ultimately hitting Caleb Smith with a 4-yard touchdown pass to make it a one score game at the half.

The Aztecs regrouped to shut the door on Towson by scoring two touchdowns within the first five minutes after the break. Trenton Thompson returned a blocked punt by Tyrell Shavers 11 yards just 58 seconds in and a 55-yard jaunt by Byrd. SDSU added a Matt Araiza 48-yard field goal and a 1-yard Chance Bell touchdown run to open up a 45-14 lead after three quarters.

San Diego State's 24 third-quarter points are its most in any quarter since also scoring 24 vs. Idaho on Sept. 24, 2004, and has now outscored the opposition, 62-0, in the third quarter this year.

Araiza made it 48-14 with a 36-yard field goal midway through the fourth quarter before the Tigers scored on a 9-yard touchdown pass from Ferguson to Daniel Thompson IV with 5:59 remaining to close the scoring.

Chance Bell (79 yards), Williams (76) and Byrd (75) combined for 230 yards on the ground for the Aztecs, who improved to 51-2 the last 53 times they have rushed for at least 200 yards. SDSU's four rushing touchdowns was its most since scoring four times vs. Army West Point in the 2017 Armed Forces Bowl.

Johnson was 16-for-25 for 149 yards with a touchdown and an interception for San Diego State, which scored its most points (48) since beating Central Michigan, 48-11, in the 2019 New Mexico Bowl.

Patrick Morris led the Aztec defense with eight tackles and a pass breakup.

SDSU improved to 17-1 in its last 18 September games since 2016.

>> SCORING SUMMARY

| Qtr | Time | Team | Scoring Play | Plays | TOP | Score |
|-----|-------|------|--|-------|-------|-------|
| 1st | 5:36 | TOW | Howard 19-yard pass f/ Ferguson (Vaughan kick) | 4-69 | 1:19 | 7-0 |
| 1st | 0:14 | SDSU | Williams 8-yard run (Araiza kick) | 5-15 | 2:04 | 7-7 |
| 2nd | 7:56 | SDSU | Byrd 12-yard run (Araiza kick) | 11-90 | 5:53 | 7-14 |
| 2nd | 4:03 | SDSU | Kothe 16-yard pass f/ Johnson (Araiza kick) | 6-70 | 2:45 | 7-21 |
| 2nd | 0:06 | TOW | Smith 4-yard pass f/ Ferguson (Vaughan kick) | 11-80 | 1:40 | 14-21 |
| 3rd | 14:02 | SDSU | Thompson 11-yard blocked punt return (Araiza kick) 0-0 | 0-0 | 0:00 | 14-28 |
| 3rd | 10:43 | SDSU | Byrd 55-yard run (Araiza kick) | 3-64 | 1:06 | 14-35 |
| 3rd | 6:39 | SDSU | Araiza 48-yard field goal | 4-0 | 1:02 | 14-38 |
| 3rd | 4:25 | SDSU | C. Bell 1-yard run (Araiza kick) | 4-64 | 1:15 | 14-45 |
| 4th | 7:44 | SDSU | Araiza 36-yard field goal | 17-64 | 10:31 | 14-48 |
| 4th | 5:59 | TOW | Thompson IV 9-yard pass f/ Ferguson (Vaughan kick) | 4-24 | 1:32 | 21-48 |

INDIVIDUAL STATISTICS

>>TOWSON

| Rushing | Att | Yds | TD | Long | Avg |
|---------------|-----------|-----------|----------|-----------|------------|
| Howard | 12 | 19 | 0 | 8 | 1.6 |
| Hunter | 3 | 18 | 0 | 12 | 6.0 |
| Matthews | 1 | 9 | 0 | 9 | 9.0 |
| Ferguson | 2 | -14 | 0 | 0 | -7.0 |
| TEAM | 2 | -17 | 0 | 0 | -8.5 |
| Totals | 20 | 15 | 0 | 12 | 0.8 |

| Passing | C-A-I | Yds | TD | Long | Sack |
|---------------|----------------|------------|----------|-----------|----------|
| Ferguson | 19-35-1 | 213 | 3 | 49 | 2 |
| TEAM | 0-1-0 | 0 | 0 | 0 | 0 |
| Totals | 19-36-1 | 213 | 3 | 49 | 2 |

>>SAN DIEGO STATE

| Rushing | Att | Yds | TD | Long | Avg |
|---------------|-----------|------------|----------|-----------|------------|
| C. Bell | 7 | 79 | 1 | 61 | 11.3 |
| Williams | 10 | 76 | 1 | 25 | 7.6 |
| Byrd | 7 | 75 | 2 | 55 | 10.7 |
| Armstead | 13 | 38 | 0 | 7 | 2.9 |
| Haskell | 3 | 20 | 0 | 8 | 6.7 |
| G. Bell | 2 | 4 | 0 | 3 | 2.0 |
| Avinger | 3 | 3 | 0 | 5 | 1.0 |
| TEAM | 1 | -5 | 0 | 0 | -5.0 |
| Johnson | 1 | -9 | 0 | 0 | -9.0 |
| Totals | 47 | 281 | 4 | 61 | 6.0 |

| Passing | C-A-I | Yds | TD | Long | Sack |
|---------------|----------------|------------|----------|-----------|----------|
| Johnson | 16-25-1 | 149 | 1 | 16 | 1 |
| Haskell | 1-1-0 | 20 | 0 | 20 | 0 |
| Totals | 17-26-1 | 169 | 1 | 20 | 1 |

| Receiving | No. | Yds | TD | Long |
|---------------|-----------|------------|----------|-----------|
| Smith | 9 | 65 | 1 | 17 |
| Epps | 3 | 36 | 0 | 18 |
| Thompson IV | 2 | 58 | 1 | 49 |
| Street | 2 | 24 | 0 | 24 |
| Howard | 1 | 19 | 1 | 19 |
| Hunter | 1 | 7 | 0 | 7 |
| Allen | 1 | 4 | 0 | 4 |
| Totals | 19 | 213 | 3 | 49 |

| Receiving | No. | Yds | TD | Long |
|---------------|-----------|------------|----------|-----------|
| Penny | 4 | 55 | 0 | 20 |
| Richardson | 3 | 28 | 0 | 15 |
| Shaw | 2 | 21 | 0 | 15 |
| Busbee | 2 | 15 | 0 | 12 |
| Matthews | 2 | 13 | 0 | 8 |
| Kothe | 1 | 16 | 1 | 16 |
| Shavers | 1 | 9 | 0 | 9 |
| Williams | 1 | 9 | 0 | 9 |
| Dedeaux | 1 | 3 | 0 | 3 |
| Totals | 17 | 169 | 1 | 20 |

Game 5

| | | | | | | |
|-----------------|---|----|---|---|---|----|
| NEW MEXICO | 0 | 0 | 7 | 0 | - | 7 |
| SAN DIEGO STATE | 7 | 10 | 7 | 7 | - | 31 |

Oct. 9 | Dignity Health Sports Park | Carson, Calif. | 6:10 p.m. PT | Attendance: 8,387



TEAM STATISTICS

| | UNM | SDSU |
|---------------------------------------|---------|---------|
| FIRST DOWNS | 12 | 19 |
| Rushing | 6 | 8 |
| Passing | 4 | 5 |
| Penalty | 2 | 6 |
| NET YARDS RUSHING | 66 | 203 |
| Rushing Attempts | 34 | 43 |
| Average Per Rush | 1.9 | 4.7 |
| Rushing Touchdowns | 0 | 4 |
| Yards Gained Rushing | 123 | 210 |
| Yards Lost Rushing | 57 | 7 |
| NET YARDS PASSING | 127 | 133 |
| Completions-Attempts-Int | 13-27-1 | 12-25-1 |
| Average Per Attempt | 4.7 | 5.3 |
| Average Per Completion | 9.8 | 11.1 |
| Passing Touchdowns | 0 | 0 |
| TOTAL OFFENSE YARDS | 193 | 336 |
| Total offense plays | 61 | 68 |
| Average Gain Per Play | 3.2 | 4.9 |
| Fumbles: Number-Lost | 1-1 | 1-1 |
| Penalties: Number-Yards | 9-86 | 5-37 |
| PUNTS-YARDS | 9-362 | 5-241 |
| Average Yards Per Punt | 40.2 | 48.2 |
| Net Yards Per Punt | 39.9 | 42.0 |
| Inside 20 | 2 | 2 |
| 50+ Yards | 1 | 2 |
| Touchbacks | 0 | 1 |
| Fair catch | 7 | 2 |
| KICKOFFS-YARDS | 2-123 | 6-390 |
| Average Yards Per Kickoff | 61.5 | 65.0 |
| Net Yards Per Kickoff | 37.0 | 43.0 |
| Touchbacks | 0 | 2 |
| Fair Catch Yards | 0 | 0 |
| Punt returns: Number-Yards-TD | 2-11-0 | 2-3-0 |
| Average Per Return | 5.5 | 1.5 |
| Kickoff returns: Number-Yds-TD | 4-82-0 | 2-49-0 |
| Average Per Return | 20.5 | 24.5 |
| Interceptions: Number-Yds-TD | 0-0-0 | 1-1-0 |
| Fumble Returns: Number-Yds-TD | 1-15-1 | 1-14-0 |
| Miscellaneous Yards | 0 | 0 |
| Possession Time | 28:59 | 31:01 |
| 1st Quarter | 6:29 | 8:31 |
| 2nd Quarter | 6:42 | 8:18 |
| 3rd Quarter | 8:03 | 6:57 |
| 4th Quarter | 7:45 | 7:15 |
| Third-Down Conversions | 3 of 16 | 3 of 11 |
| Fourth-Down Conversions | 1 of 2 | 1 of 2 |
| Red-Zone Scores-Chances | 0-1 | 4-4 |
| Touchdowns | 0-1 | 4-4 |
| Field goals | 0-1 | 0-4 |
| Sacks By: Number-Yards | 0-0 | 4-35 |
| PAT Kicks | 1-1 | 4-4 |
| Field Goals | 0-0 | 1-1 |
| Points off turnovers | 7 | 0 |

▶▶ GAME NOTES

Big Notes

- San Diego State improved to 5-0 for just the second time in the last 46 seasons (also: 2017).
- The Aztecs are 5-0 for just the fifth time in their Division I history (since 1969) (1969, 1970, 1975, 2017 and 2021).
- SDSU is 5-0 for just the ninth time in 99 seasons of program existence (1930, 1966, 1967, 1968, 1969, 1970, 1975, 2017 and 2021).
- San Diego State improved to 4-0 at home this season and runs its "home" win streak to six games. The Aztecs are 7-1 in games played at Dignity Health Sports Park with three more home games scheduled this season.
- SDSU defeated New Mexico for the eighth straight time overall and now leads the all-time series, 28-15.
- SDSU, which entered the day as one of 17 undefeated teams nationally, is currently one of 13 teams with a perfect record. Teams that suffered their first loss of the season today: Alabama, Brigham Young, Penn State and Wyoming.
- San Diego State's five-game win streak is its longest contained inside a single-season since the Aztecs won six in a row in 2018.
- The Aztecs (5-0) already have one more win than last year's COVID shortened eight-game season (4-4).
- SDSU improved to 52-2 the last 54 times it has rushed for at least 200 yards in a game.
- SDSU has held six straight opponents to less than 100 yards rushing for the first time in its Division I era (since 1969).
- The Aztecs won their 18th straight game when leading after three quarters and are now 20-3 under head coach Brady Hoke when leading after three quarters.
- SDSU is outscoring the opposition, 69-7, in the third quarter this season.

Aztecs Knock Off New Mexico, 31-7

CARSON, Calif. -- Behind a strong running and a stellar defensive effort, No. 25 San Diego State defeated New Mexico, 31-7, in its Mountain West opener on Saturday at Dignity Health Sports Park.

The Aztecs gained 203 rushing yards and held the Lobos scoreless on offense to move to 5-0 for just the second time in the last 46 years, joining the 2017 squad.

Greg Bell rushed for 111 yards and a touchdown, while Jordan Brookshire ran for 45 yards and two additional scores, helping SDSU capture its eighth straight victory against New Mexico.

The Aztecs advanced into Lobo territory on its first five possessions of the game, building a 17-0 lead it would not relinquish.

Following a UNM punt on its initial march, SDSU quickly vaulted in front 7-0 after Bell accounted for all 63 yards on the Aztecs' six-play drive, capped by his one-yard touchdown burst.

San Diego State extended its lead to 10-0 early in the second quarter on Matt Araiza's 40-yard field goal. The Aztecs benefited from two 15-yard UNM penalties on its foray, including a pivotal pass interference call on 3rd and 13 from the Lobo 41.

Later, the Aztecs increased their advantage to 17-0 on Brookshire's 1-yard scramble around left end, which punctuated a 10-play, 66-yard march.

The Lobos, who gained 38 yards on their first five possessions, finally crossed midfield late in the second quarter, advancing 78 yards in seven plays to the Aztec 9. However, New Mexico was kept off the scoreboard when Trenton Thompson intercepted Terry Wilson Jr.'s third-down pass near the goal line with 1:18 before intermission.

The score remained unchanged until the 4:41 mark of the third quarter when the Lobos' Ray Leutele popped the ball loose from Bell and raced 15 yards for the visitors' only score.

Undaunted, SDSU extinguished UNM's faint comeback hopes on its next series, as Brookshire scored his second touchdown of the night on an 11-yard scramble with 2:35 remaining in the period to culminate a five-play, 60-yard drive.

San Diego State closed out the scoring with nearly two minutes elapsed in the fourth quarter on Chance Bell's eight-yard touchdown run.

Defensively, the Aztecs held their fifth straight opponent to 70 rushing yards or less this season, as the Lobos gained just 66 yards on the ground, including 28 through the first three quarters.

Segun Olubi led the Aztecs with seven tackles, including a sack and 1.5 tackles for loss, while Keshawn Banks and Branch recorded six and five tackles, respectively.

Wilson Jr. completed 13-of-25 passes for 127 yards and one interception in the loss. The UNM quarterback was picked off by Thompson once again in the third quarter at the Lobo 35, but the interception was negated by a penalty. Meanwhile, Wyson led all players with four catches for 51 yards.

>>SCORING SUMMARY

| Qtr | Time | Team | Scoring Play | Plays | TOP | Score |
|-----|-------|------|--|-------|------|-------|
| 1st | 11:21 | SDSU | G. Bell 1-yard run (Araiza kick) | 6-69 | 2:01 | 0-7 |
| 2nd | 14:57 | SDSU | Araiza 40-yard field goal | 10-48 | 3:11 | 0-10 |
| 2nd | 4:35 | SDSU | Brookshire 1-yard run (Araiza kick) | 10-66 | 5:29 | 0-17 |
| 3rd | 4:41 | UNM | Leutele 15-yard fumble return (Shelley kick) | 0-00 | 0:00 | 7-17 |
| 3rd | 2:35 | SDSU | Brookshire 11-yard run (Araiza kick) | 5-60 | 1:59 | 7-24 |
| 4th | 13:05 | SDSU | C. Bell 8-yard run (Araiza kick) | 6-66 | 2:52 | 7-31 |

INDIVIDUAL STATISTICS

>>NEW MEXICO

| Rushing | Att | Yds | TD | Long | Avg |
|---------------|-----------|-----------|----------|-----------|------------|
| Dumas | 11 | 77 | 0 | 19 | 7.0 |
| Cole | 10 | 25 | 0 | 8 | 2.5 |
| Hall | 1 | -1 | 0 | 0 | -1.0 |
| Montes | 1 | -1 | 0 | 0 | -1.0 |
| Wilson Jr. | 11 | -34 | 0 | 0 | -3.1 |
| Totals | 34 | 66 | 0 | 19 | 1.9 |

| Passing | C-A-I | Yds | TD | Long | Sack |
|---------------|----------------|------------|----------|-----------|----------|
| Wilson Jr. | 13-25-1 | 127 | 0 | 28 | 4 |
| Hall | 0-1-0 | 0 | 0 | 0 | 0 |
| Montes | 0-1-0 | 0 | 0 | 0 | 0 |
| Totals | 13-27-1 | 127 | 0 | 28 | 4 |

| Receiving | No. | Yds | TD | Long |
|---------------|-----------|------------|----------|-----------|
| Wyson | 4 | 51 | 0 | 26 |
| Erickson | 3 | 24 | 0 | 12 |
| Hall | 3 | 18 | 0 | 12 |
| Queen | 1 | 28 | 0 | 28 |
| Witthoft | 1 | 3 | 0 | 3 |
| Taylor | 1 | 3 | 0 | 3 |
| Totals | 13 | 127 | 0 | 28 |

>>SAN DIEGO STATE

| Rushing | Att | Yds | TD | Long | Avg |
|---------------|-----------|------------|----------|-----------|------------|
| G. Bell | 21 | 111 | 1 | 40 | 5.3 |
| Brookshire | 5 | 45 | 2 | 22 | 9.0 |
| Williams | 6 | 22 | 0 | 8 | 3.7 |
| Armstead | 3 | 10 | 0 | 7 | 3.3 |
| C. Bell | 3 | 6 | 1 | 8 | 2.0 |
| Johnson | 1 | 6 | 0 | 6 | 6.0 |
| Byrd | 3 | 2 | 0 | 3 | 0.7 |
| Haskell | 1 | 1 | 0 | 1 | 1.0 |
| Totals | 43 | 203 | 4 | 40 | 4.7 |

| Passing | C-A-I | Yds | TD | Long | Sack |
|---------------|----------------|------------|----------|-----------|----------|
| Brookshire | 11-24-0 | 130 | 0 | 36 | 0 |
| Johnson | 1-1-0 | 3 | 0 | 3 | 0 |
| Totals | 12-25-0 | 133 | 0 | 36 | 0 |

| Receiving | No. | Yds | TD | Long |
|---------------|-----------|------------|----------|-----------|
| Shavers | 2 | 39 | 0 | 23 |
| Bellinger | 2 | 25 | 0 | 17 |
| Byrd | 2 | 2 | 0 | 3 |
| Busbee | 1 | 36 | 0 | 36 |
| Kothe | 1 | 7 | 0 | 7 |
| G. Bell | 1 | 7 | 0 | 7 |
| Matthews | 1 | 3 | 0 | 3 |
| Williams | 1 | 6 | 0 | 6 |
| Dedeaux | 1 | 5 | 0 | 5 |
| Totals | 12 | 133 | 0 | 36 |

Game 6

| | | | | | | |
|-----------------|---|---|---|---|-----|----|
| SAN DIEGO STATE | 0 | 6 | 0 | 0 | 7/6 | 19 |
| SAN JOSE STATE | 0 | 3 | 0 | 3 | 7/0 | 13 |

Oct. 15 | CEFCU Stadium | San Jose, Calif. | 7:37 p.m. PT | Attendance: 17,177



TEAM STATISTICS

| | SDSU | SJSU |
|---------------------------------------|---------|---------|
| FIRST DOWNS | 17 | 19 |
| Rushing | 5 | 8 |
| Passing | 9 | 8 |
| Penalty | 3 | 3 |
| NET YARDS RUSHING | 70 | 117 |
| Rushing Attempts | 36 | 42 |
| Average Per Rush | 1.9 | 2.8 |
| Rushing Touchdowns | 0 | 1 |
| Yards Gained Rushing | 102 | 144 |
| Yards Lost Rushing | 32 | 27 |
| NET YARDS PASSING | 170 | 228 |
| Completions-Attempts-Int | 15-30-0 | 16-35-1 |
| Average Per Attempt | 5.7 | 6.5 |
| Average Per Completion | 11.3 | 14.2 |
| Passing Touchdowns | 2 | 0 |
| TOTAL OFFENSE YARDS | 240 | 345 |
| Total offense plays | 66 | 77 |
| Average Gain Per Play | 3.6 | 4.5 |
| Fumbles: Number-Lost | 2-1 | 1-0 |
| Penalties: Number-Yards | 8-79 | 12-101 |
| PUNTS-YARDS | 7-370 | 7-283 |
| Average Yards Per Punt | 52.9 | 40.4 |
| Net Yards Per Punt | 52.9 | 37.0 |
| Inside 20 | 4 | 3 |
| 50+ Yards | 5 | 2 |
| Touchbacks | 0 | 1 |
| Fair catch | 4 | 2 |
| KICKOFFS-YARDS | 3-195 | 3-191 |
| Average Yards Per Kickoff | 65.0 | 63.7 |
| Net Yards Per Kickoff | 40.0 | 40.7 |
| Touchbacks | 3 | 0 |
| Fair Catch Yards | 0 | 0 |
| Punt returns: Number-Yards-TD | 2-4-0 | 0-0-0 |
| Average Per Return | 2.0 | 0.0 |
| Kickoff returns: Number-Yds-TD | 3-69-0 | 0-0-0 |
| Average Per Return | 23.0 | 0.0 |
| Interceptions: Number-Yds-TD | 1-0-0 | 0-0-0 |
| Fumble Returns: Number-Yds-TD | 0-0-0 | 0-0-0 |
| Miscellaneous Yards | 0 | 0 |
| Possession Time | 27:39 | 32:21 |
| 1st Quarter | 6:41 | 8:19 |
| 2nd Quarter | 8:31 | 6:29 |
| 3rd Quarter | 6:39 | 8:21 |
| 4th Quarter | 5:48 | 9:12 |
| Third-Down Conversions | 5 of 16 | 5 of 18 |
| Fourth-Down Conversions | 0 of 0 | 1 of 2 |
| Red-Zone Scores-Chances | 2-2 | 2-2 |
| Touchdowns | 1-2 | 1-2 |
| Field goals | 1-2 | 1-2 |
| Sacks By: Number-Yards | 2-14 | 3-21 |
| PAT Kicks | 1-1 | 1-1 |
| Field Goals | 2-3 | 2-3 |
| Points off turnovers | 6 | 0 |

▶▶ GAME NOTES

Big Notes

- San Diego State improved to 6-0 for just the second time in 46 seasons and the fifth time in the Division I era.
- Brady Hoke is now the only active FBS head coach to lead three different programs to a 6-0 start (2008 Ball State started 12-0, 2011 Michigan started 6-0 and 2021 San Diego State started 6-0).
- San Diego State is bowl eligible for the 12th consecutive season, extending its school record.
- San Diego State is one of 11 teams tied for the national lead with six victories.
- SDSU improved to 2-0 on the season and 10-4 in program history in overtime games.
- The Aztecs their 28th straight opponent to fewer than 450 yards of total offense, the longest active streak in the nation.

Team Notes

- The Aztecs allowed a rushing touchdown in overtime, the first one given up by SDSU this season. The rush came on the 171st rushing attempt against San Diego State this year.
- San José State scored its rushing touchdown in the first overtime period, meaning SDSU has not allowed a touchdown by rush in any of the last 30 quarters.
- San Diego State's six-game win streak is its longest contained inside a single-season since the Aztecs won six in a row in 2018.
- The Aztecs won their 19th straight game when leading after three quarters and are now 21-3 under head coach Brady Hoke when leading after three quarters.
- San Diego State's 70 yards rushing are its fewest in a game in which it won since rushing for 61 yards in a 34-31 victory over Boise State on Nov. 23, 2013. The last time the Aztecs won a road game with 70 yards or less running the ball was a 35-yard effort in a 17-16 win at New Mexico on Nov. 4, 2000.

Aztecs Edge San José State, 19-13, in 2OT

SAN JOSE, Calif. -- Lucas Johnson threw touchdown passes to Jesse Matthews in both overtime periods to give No. 24/24 San Diego State at 19-13 win over defending Mountain West champion San José State at CEFCU Stadium.

Neither team scored a touchdown in regulation before Johnson delivered a 14-yard pass on the opening possession of overtime for the Aztecs (6-0, 2-0 Mountain West).

Tyler Nevens answered with a 1-yard run for the Spartans (3-4, 1-2).

But Trenton Thompson intercepted Nick Nash to start the second overtime to set the stage once again for Johnson and Matthews. After two short rushes to apparently set up a game-winning field goal attempt by Matt Araiza, Johnson changed the call to a pass play and connected on a 24-yard strike to Matthews in the right corner of the end zone against man coverage for the game-winning score.

SDSU improved to 6-0 for just the second time in 46 years.

The game was an offensive slog with the teams combining for 14 punts, four field goals, one fumble, one missed field goal and a turnover on downs without scoring a touchdown in regulation.

The game went to overtime when San José State let the clock run down and spiked the ball on third down to set up a 52-yard field goal try to Matt Mercurio with 20 seconds left. San Diego State head coach Brady Hoke used up his two timeouts to ice Mercurio, who ended up kicking it short and right to force overtime.

Mercurio made kicks from 32 and 48 yards in regulation to match field goals from 53 and 26 yards by Araiza.

Araiza was the star of the game in regulation for San Diego State, delivering an 86-yard punt in the third quarter and backing the Spartans up to their 5 with a 53-yarder late in the fourth quarter.

Johnson relieved a struggling Jordan Brookshire late in the fourth quarter. He finished 2-for-3 with the two touchdown passes to Matthews. Brookshire, meanwhile, was 13-for-27 for 132 yards, while adding 25 yards on the ground.

The Aztecs, who came into the meeting with five straight games with at least 100 yards rushing, managed only 70 yards on the ground against a stout SJSU defense. SDSU's 70 yards rushing were its fewest in a game in which it won since rushing for 61 yards in a 34-31 victory over Boise State on Nov. 23, 2013 and fewest in a road game since a 35-yard effort in a 17-16 win at New Mexico on Nov. 4, 2000.

San José State also rushed for 117 yards, snapping San Diego State's streak of six consecutive games of holding its opponent to under 100 rushing yards. SJSU also scored a rushing touchdown in overtime, the first allowed by the Aztecs this season which came on the 171st rushing attempt.

Patrick McMorris had a career-high 12 tackles and a career-best three pass breakups to pace SDSU, which became bowl eligible for a 12th consecutive season. Michael Shawcroft tied a career high with eight tackles, including a career-high three tackles for loss, and forced his fourth career fumble, while Thompson finished with an interception and three pass breakups for a second straight game.

Hoke is now the only active FBS head coach to lead three different programs to a 6-0 start (2008 Ball State started 12-0, 2011 Michigan started 6-0 and 2021 San Diego State started 6-0).

>>SCORING SUMMARY

| Qtr | Time | Team | Scoring Play | Plays | TOP | Score |
|-----|-------|------|--|-------|------|-------|
| 2nd | 11:16 | SDSU | Araiza 53-yard field goal | 5-11 | 1:58 | 3-0 |
| 2nd | 8:17 | SJSU | Mercurio 32-yard field goal | 8-60 | 2:59 | 3-3 |
| 2nd | 0:54 | SDSU | Araiza 26-yard field goal | 11-64 | 3:30 | 6-3 |
| 4th | 14:49 | SJSU | Mercurio 48-yard field goal | 11-66 | 5:16 | 6-6 |
| OT1 | 0:00 | SDSU | Matthews 14-yard pass f/ Johnson (Araiza kick) | 4-25 | 0:00 | 13-6 |
| OT1 | 0:00 | SJSU | Nevens 1-yard run (Mercurio kick) | 4-25 | 0:00 | 13-13 |
| OT2 | 0:00 | SDSU | Matthews 24-yard pass f/ Johnson (Araiza kick) | 3-25 | 0:00 | 19-13 |

INDIVIDUAL STATISTICS

>>SAN DIEGO STATE

| Rushing | Att | Yds | TD | Long | Avg |
|---------------|-----------|-----------|----------|-----------|------------|
| G. Bell | 19 | 41 | 0 | 6 | 2.2 |
| Brookshire | 8 | 25 | 0 | 8 | 3.1 |
| Byrd | 3 | 12 | 0 | 12 | 4.0 |
| Busbee | 2 | 7 | 0 | 4 | 3.5 |
| TEAM | 1 | -1 | 0 | 0 | -1.0 |
| Johnson | 3 | -14 | 0 | 3 | -4.7 |
| Totals | 36 | 70 | 0 | 12 | 1.9 |

| Passing | C-A-I | Yds | TD | Long | Sack |
|---------------|----------------|------------|----------|-----------|----------|
| Brookshire | 13-27-0 | 132 | 0 | 24 | 1 |
| Johnson | 2-3-0 | 38 | 2 | 24 | 2 |
| Totals | 15-30-0 | 170 | 2 | 24 | 3 |

| Receiving | No. | Yds | TD | Long |
|---------------|-----------|------------|----------|-----------|
| Bellinger | 5 | 34 | 0 | 15 |
| Matthews | 4 | 54 | 2 | 24 |
| Busbee | 3 | 41 | 0 | 16 |
| Richardson | 1 | 24 | 0 | 24 |
| Shavers | 1 | 11 | 0 | 11 |
| Kothe | 1 | 6 | 0 | 6 |
| Totals | 15 | 170 | 2 | 24 |

>>SAN JOSE STATE

| Rushing | Att | Yds | TD | Long | Avg |
|---------------|-----------|------------|----------|-----------|------------|
| Nevens | 28 | 74 | 1 | 13 | 2.6 |
| Nash | 7 | 27 | 0 | 16 | 3.9 |
| Robinson | 5 | 21 | 0 | 11 | 4.2 |
| Snyder | 1 | 1 | 0 | 1 | 1.0 |
| Garrett | 1 | -6 | 0 | 0 | -6.0 |
| Totals | 42 | 117 | 1 | 16 | 2.8 |

| Passing | C-A-I | Yds | TD | Long | Sack |
|---------------|----------------|------------|----------|-----------|----------|
| Nash | 16-34-1 | 228 | 0 | 39 | 2 |
| TEAM | 0-1-0 | 0 | 0 | 0 | 0 |
| Totals | 16-35-1 | 228 | 0 | 39 | 2 |

| Receiving | No. | Yds | TD | Long |
|---------------|-----------|------------|----------|-----------|
| Deese, Jr. | 6 | 113 | 0 | 37 |
| Braddock | 4 | 48 | 0 | 29 |
| Ross | 4 | 22 | 0 | 9 |
| Hamiton | 1 | 39 | 0 | 39 |
| Mazotti | 1 | 6 | 0 | 6 |
| Totals | 16 | 228 | 0 | 39 |

Game 7

| | | | | | |
|------------------------|----------|-----------|----------|----------|-------------|
| SAN DIEGO STATE | 3 | 10 | 7 | 0 | - 20 |
| AIR FORCE | 0 | 0 | 7 | 7 | - 14 |

Oct. 23 | Falcon Stadium | Colorado Springs, Colo. | 5:07 p.m. MT | Attendance: 23,887



TEAM STATISTICS

| | SDSU | AFA |
|---------------------------------------|----------------|----------------|
| FIRST DOWNS | 10 | 15 |
| Rushing | 7 | 10 |
| Passing | 3 | 3 |
| Penalty | 0 | 2 |
| NET YARDS RUSHING | 157 | 192 |
| Rushing Attempts | 39 | 48 |
| Average Per Rush | 4.0 | 4.0 |
| Rushing Touchdowns | 2 | 1 |
| Yards Gained Rushing | 176 | 199 |
| Yards Lost Rushing | 19 | 7 |
| NET YARDS PASSING | 72 | 67 |
| Completions-Attempts-Int | 11-13-0 | 5-15-1 |
| Average Per Attempt | 5.5 | 4.5 |
| Average Per Completion | 6.5 | 13.4 |
| Passing Touchdowns | 0 | 1 |
| TOTAL OFFENSE YARDS | 229 | 259 |
| Total offense plays | 52 | 63 |
| Average Gain Per Play | 4.4 | 4.1 |
| Fumbles: Number-Lost | 0-0 | 2-1 |
| Penalties: Number-Yards | 10-61 | 3-28 |
| PUNTS-YARDS | 5-274 | 4-159 |
| Average Yards Per Punt | 54.8 | 39.8 |
| Net Yards Per Punt | 50.8 | 39.8 |
| Inside 20 | 4 | 1 |
| 50+ Yards | 3 | 0 |
| Touchbacks | 0 | 0 |
| Fair catch | 3 | 1 |
| KICKOFFS-YARDS | 5-325 | 3-193 |
| Average Yards Per Kickoff | 65.0 | 64.3 |
| Net Yards Per Kickoff | 40.0 | 40.7 |
| Touchbacks | 5 | 1 |
| Fair Catch Yards | 0 | 0 |
| Punt returns: Number-Yards-TD | 0-0-0 | 1-20-0 |
| Average Per Return | 0.0 | 20.0 |
| Kickoff returns: Number-Yds-TD | 2-46-0 | 0-0-0 |
| Average Per Return | 23.0 | 0.0 |
| Interceptions: Number-Yds-TD | 1-27-0 | 0-0-0 |
| Fumble Returns: Number-Yds-TD | 1-0-0 | 0-0-0 |
| Miscellaneous Yards | 0 | 0 |
| Possession Time | 31:15 | 28:45 |
| 1st Quarter | 6:13 | 8:47 |
| 2nd Quarter | 10:12 | 4:48 |
| 3rd Quarter | 7:06 | 7:54 |
| 4th Quarter | 7:44 | 7:16 |
| Third-Down Conversions | 5 of 13 | 4 of 16 |
| Fourth-Down Conversions | 1 of 1 | 3 of 4 |
| Red-Zone Scores-Chances | 3-3 | 2-2 |
| Touchdowns | 2-3 | 2-2 |
| Field goals | 1-3 | 0-2 |
| Sacks By: Number-Yards | 1-2 | 1-11 |
| PAT Kicks | 2-2 | 2-2 |
| Field Goals | 2-2 | 0-0 |
| Points off turnovers | 6 | 0 |

▶▶ GAME NOTES

Big Notes

- San Diego State improved to 7-0 for the first time since 1975 (Gerald Ford was the No. 1 song).
- This marks the fourth 7-0 start for the Aztecs in the Division I era (1969, 1970, 1975 and 2021).
- This is the second 7-0 start as a head coach for Brady Hoke (2008 Ball State started 12-0).
- San Diego State's seven-game win streak is its longest since an eight-game win streak in the 2016-17 seasons (final two games of 2016 and first six games of 2017).
- This marks the first time San Diego State has won seven consecutive games inside a single season since the Aztecs won their final seven games of the 1977 campaign. SDSU was an independent at that time.
- San Diego State defeated Air Force for the ninth consecutive time. That matches the longest win streak for either team in the series (37 total games).
- San Diego State entered the day as one of only 10 unbeaten teams in the nation.
- San Diego State has won consecutive games as a nationally ranked team for the first time since 2017.
- The Aztecs have won their last four road games as a nationally ranked team (two in 2017 and two in 2021). In all games since 1996, that is tied for the eight-longest active streak in the country.

Team Notes

- The Aztecs held their 29th straight opponent to fewer than 450 yards of total offense. That is the longest active streak in the nation.
- San Diego State is 3-0 outright as an underdog this season. The Aztecs are 12-6 straight-up as an underdog since Oct. 17, 2015.

Aztecs Hold Off Air Force, 20-14

COLORADO SPRINGS, Colo. -- Matt Araiza kicked two field goals, Kaegun Williams and Chance Bell ran for touchdowns and No. 22/21 San Diego State withstood Air Force's comeback bid to win 20-14 on Oct. 23.

San Diego State (7-0, 3-0 Mountain West) held Air Force's (6-2, 3-2) vaunted running game in check, beating the Falcons for a ninth straight time and snapping their four-game winning streak. AFA, which entered the game ranked first in the country with 336.4 rushing yards per game, managed only 192 against the stingy Aztec defense.

SDSU led 13-0 at half, with Williams' 1-yard TD run between Araiza's field goals of 22 and 51 yards following Air Force turnovers.

San Diego State added to the lead on its first possession of the second half. Chance Bell broke a 32-yard run before scoring from three yards out to make it 20-0.

The Falcons got on the board late in the third quarter on Warren Bryan's 13-yard pass to Dalton King on fourth down. Initially ruled incomplete, the call was overturned on review when it was determined King had possession when he crossed the goal line before the ball came out on the hit by Patrick McMorris.

Air Force pulled to within six after Dane Kinamon took a fourth-down pitch from Bryan and ran three yards for a touchdown with 3:59 left.

The Falcons got the ball back with 2:18 to play and punted after a fourth-down conversion was negated by a penalty. San Diego State ran out the final 1:35.

Araiza also got off an 81-yard punt in the first quarter. It was the second consecutive week Araiza had an 80-plus yard punt and a 50-plus yard field goal. He had an 86-yard punt and a 53-yard field goal in the Aztecs' double overtime victory over San Jose State on Oct. 23.

SDSU's four rotating running backs combined for 160 yards and two touchdowns on 34 carries. Chance Bell led the way with 50 yards and a touchdown on eight carries (6.2 avg.), while Greg Bell added 42 yards on 10 second-half rushes. Williams added 34 yards and a touchdown on 10 attempts and Jordan Byrd chipped in with 32 yards on six carries (5.3 avg.) and a 20-yard catch.

Quarterback Lucas Johnson was an efficient 11-for-13 for 72 yards, finishing with the best completion percentage (84.6) for his career (min. 12 attempts).

Starting for the first time of his career at cornerback, Dallas Branch picked off AFA quarterback Haaziq Daniels on the first drive of the game and Trenton Thompson forced a fumble in the second quarter that was recovered by Noah Avinger. Both turnovers led to the aforementioned Araiza field goals.

McMorris and Michael Shawcroft led San Diego State with seven tackles apiece.

The Aztecs improved to 7-0 for the first time since 1975 and just the fourth time in their Division I history (since 1969).

>>> SCORING SUMMARY

| Qtr | Time | Team | Scoring Play | Plays | TOP | Score |
|-----|-------|------|--|-------|------|-------|
| 1st | 12:26 | SDSU | Araiza 22-yard field goal | 4-4 | 1:42 | 3-0 |
| 2nd | 8:42 | SDSU | Williams 1-yard run (Araiza kick) | 12-42 | 5:45 | 10-0 |
| 2nd | 1:54 | SDSU | Araiza 51-yard field goal | 7-12 | 4:27 | 13-0 |
| 3rd | 11:05 | SDSU | C. Bell 3-yard run (Araiza kick) | 7-75 | 3:48 | 20-0 |
| 3rd | 1:07 | AFA | King 13-yard pass f/ Bryan (Dapore kick) | 11-57 | 4:57 | 20-7 |
| 4th | 3:59 | AFA | Kinamon 3-yard run (Dapore kick) | 15-89 | 6:33 | 20-14 |

INDIVIDUAL STATISTICS

>>> SAN DIEGO STATE

| Rushing | Att | Yds | TD | Long | Avg |
|---------------|----------------|------------|----------|-----------|------------|
| C. Bell | 8 | 50 | 1 | 32 | 6.2 |
| G. Bell | 10 | 42 | 0 | 11 | 4.2 |
| Williams | 10 | 34 | 1 | 9 | 3.4 |
| Byrd | 6 | 32 | 0 | 8 | 5.3 |
| Johnson | 3 | 1 | 0 | 7 | 0.3 |
| TEAM | 2 | -2 | 0 | 0 | -1.0 |
| Totals | 39 | 157 | 2 | 32 | 4.0 |
| Passing | C-A-I | Yds | TD | Long | Sack |
| Johnson | 11-13-0 | 72 | 0 | 20 | 1 |
| Totals | 11-13-0 | 72 | 0 | 20 | 1 |

>>> AIR FORCE

| Rushing | Att | Yds | TD | Long | Avg |
|---------------|-----------|------------|----------|-----------|------------|
| Daniels | 9 | 50 | 0 | 14 | 5.6 |
| Fattah | 8 | 30 | 0 | 8 | 3.8 |
| Roberts | 7 | 27 | 0 | 11 | 3.9 |
| Bryan | 7 | 24 | 0 | 9 | 3.4 |
| Larrier | 1 | 16 | 0 | 16 | 16.0 |
| Davis | 5 | 15 | 0 | 9 | 3.0 |
| Kinamon | 3 | 13 | 1 | 6 | 4.3 |
| Lewis | 3 | 12 | 0 | 7 | 4.0 |
| Hughes | 1 | 4 | 0 | 4 | 4.0 |
| Michel | 4 | 1 | 0 | 4 | 0.2 |
| Totals | 48 | 192 | 1 | 16 | 4.0 |

| Receiving | No. | Yds | TD | Long |
|---------------|-----------|-----------|----------|-----------|
| Matthews | 4 | 18 | 0 | 10 |
| Kohe | 3 | 25 | 0 | 13 |
| Byrd | 1 | 20 | 0 | 20 |
| Shavers | 1 | 6 | 0 | 6 |
| Busbee | 1 | 3 | 0 | 3 |
| Bellinger | 1 | 0 | 0 | 0 |
| Totals | 11 | 72 | 0 | 20 |

| Passing | C-A-I | Yds | TD | Long | Sack |
|---------------|---------------|-----------|----------|-----------|----------|
| Daniels | 2-8-1 | 9 | 0 | 11 | 0 |
| Bryan | 3-7-0 | 58 | 1 | 31 | 1 |
| Totals | 5-15-1 | 67 | 1 | 31 | 1 |
| Receiving | No. | Yds | TD | Long | |
| Spiewak | 1 | 31 | 0 | 31 | |
| Kinamon | 1 | 14 | 0 | 14 | |
| King | 1 | 13 | 1 | 13 | |
| Lewis | 1 | 11 | 0 | 11 | |
| Hughes | 1 | -2 | 0 | 0 | |
| Totals | 5 | 67 | 1 | 31 | |

Game 8

| | | | | | | |
|-----------------|---|----|---|---|---|----|
| FRESNO STATE | 7 | 13 | 3 | 7 | - | 30 |
| SAN DIEGO STATE | 0 | 7 | 6 | 7 | - | 20 |

Oct. 30 | Dignity Health Sports Park | Carson, Calif. | 7:37 p.m. PT | Attendance: 11,034



TEAM STATISTICS

| | FS | SDSU |
|---------------------------------------|---------|---------|
| FIRST DOWNS | 24 | 23 |
| Rushing | 10 | 9 |
| Passing | 11 | 12 |
| Penalty | 3 | 2 |
| NET YARDS RUSHING | 179 | 165 |
| Rushing Attempts | 34 | 33 |
| Average Per Rush | 5.3 | 5.0 |
| Rushing Touchdowns | 2 | 2 |
| Yards Gained Rushing | 202 | 174 |
| Yards Lost Rushing | 23 | 9 |
| NET YARDS PASSING | 306 | 247 |
| Completions-Attempts-Int | 25-43-0 | 17-38-2 |
| Average Per Attempt | 7.1 | 6.5 |
| Average Per Completion | 12.2 | 14.5 |
| Passing Touchdowns | 1 | 1 |
| TOTAL OFFENSE YARDS | 485 | 412 |
| Total offense plays | 77 | 71 |
| Average Gain Per Play | 6.3 | 5.8 |
| Fumbles: Number-Lost | 2-1 | 1-1 |
| Penalties: Number-Yards | 6-53 | 6-70 |
| PUNTS-YARDS | 4-133 | 6-233 |
| Average Yards Per Punt | 33.2 | 38.8 |
| Net Yards Per Punt | 33.2 | 34.8 |
| Inside 20 | 1 | 5 |
| 50+ Yards | 0 | 1 |
| Touchbacks | 0 | 1 |
| Fair catch | 3 | 3 |
| KICKOFFS-YARDS | 7-435 | 3-195 |
| Average Yards Per Kickoff | 62.1 | 65.0 |
| Net Yards Per Kickoff | 37.0 | 40.0 |
| Touchbacks | 1 | 3 |
| Fair Catch Yards | 0 | 0 |
| Punt returns: Number-Yards-TD | 1-4-0 | 0-0-0 |
| Average Per Return | 4.0 | 0.0 |
| Kickoff returns: Number-Yds-TD | 0-0-0 | 6-161-0 |
| Average Per Return | 0.0 | 26.8 |
| Interceptions: Number-Yds-TD | 2-41-0 | 0-0-0 |
| Fumble Returns: Number-Yds-TD | 0-0-0 | 1-15-0 |
| Miscellaneous Yards | 0 | 0 |
| Possession Time | 32:58 | 27:02 |
| 1st Quarter | 9:02 | 5:58 |
| 2nd Quarter | 8:00 | 7:00 |
| 3rd Quarter | 7:24 | 7:36 |
| 4th Quarter | 8:32 | 6:28 |
| Third-Down Conversions | 9 of 18 | 6 of 14 |
| Fourth-Down Conversions | 0 of 0 | 0 of 0 |
| Red-Zone Scores-Chances | 4-5 | 3-3 |
| Touchdowns | 3-5 | 3-3 |
| Field goals | 1-5 | 0-3 |
| Sacks By: Number-Yards | 0-0 | 2-15 |
| PAT Kicks | 3-3 | 2-2 |
| Field Goals | 3-4 | 0-1 |
| Points off turnovers | 17 | 0 |

▶▶ GAME NOTES

Streaks Snapped

- 7-game overall winning streak
- 6-game "home" winning streak
- 4-game Mountain West win streak
- 29-game streak of holding its opponents to under 450 yards of total offense (was longest streak in the country)

The Series

- San Diego State still leads the all-time series 30-26-4.
- San Diego State is now 17-12-2 against Fresno State at home (includes tonight's game played in Carson, California).

Team Notes

- SDSU allowed a Fresno State touchdown with 3:49 left in the first quarter. It was the first time the Aztecs have trailed in 236 minutes, 21 seconds (236:21), since Towson led SDSU, 7-0, with 5:36 left in the first quarter.
- San Diego State has forced at least one turnover in 21 consecutive games, which is the second-longest active streak in FBS play (Marshall, 22).

Trends

- The Aztecs won the coin toss for the fifth time this season in eight games.
- SDSU did not start with the ball for just the 25th time over the last 126 games.
- San Diego State held its opponent scoreless on its opening possession for the eighth straight game (seven, three-and-outs or less) and the 63rd time since 2015 (83 games).
- The Aztecs fell to 52-9 the last 61 times they have scored at least 20 points in a game.
- SDSU fell to 13-4 in the Brady Hoke era when totaling at least 400 yards of offense.

Aztecs Sputter in 30-20 Loss to Fresno State

CARSON, Calif. -- Jake Haener passed for 306 yards and a touchdown, Jordan Mims rushed for a career-high 186 yards and two scores, and Fresno State handed No. 21/20 San Diego State its first loss with a 30-20 victory.

The Bulldogs (7-2, 4-1 Mountain West) raced out to a 20-0 second-quarter lead as they picked up their second win against a ranked team this season. Fresno State had 485 yards of total offense, ending San Diego State's 29-game streak of holding opponents under 450 yards.

Haener completed 25 of 42 passes for his sixth 300-yard game this season. After Evan Williams picked off Lucas Johnson and returned it 36 yards to the San Diego State 31, Haener connected with Keric Wheatfall for a 16-yard TD just inside the left pylon 43 seconds into the second quarter to give the Bulldogs a 14-0 advantage.

Mims had his second straight 100-yard game and became the first running back this season to hit the century mark against the Aztecs. The senior had 97 yards in the first half, including a 13-yard score with 3:53 remaining in the first quarter to cap a 15-play, 86-yard drive.

Mims also had a 15-yard touchdown during the fourth quarter to extend Fresno State's lead to 30-13. San Diego State (7-1, 3-1) came into the game second in the nation in third-down percentage defense, fourth against the run and fifth in total defense, but it struggled to keep pace. Fresno State converted 9 of 18 third downs and went three-and-out only three times in 13 drives (excluding kneel downs).

Johnson had 280 yards of total offense for the Aztecs, who were 7-0 for the first time since 1975. The senior quarterback was 14 of 31 for 220 yards, a TD and two interceptions along with 60 yards rushing.

Johnson's big target was Elijah Kothe, who finished with a career-high 105 yards on four catches, all in the first half. Greg Bell ran for 63 yards and a touchdown on 15 carries.

The Bulldogs extended their lead to 20-0 on a pair of field goals by Cesar Silva before the Aztecs got on the board late in the second quarter on Tyrell Shavers' 19-yard TD reception. It was the first touchdown catch at SDSU for Shavers, who spent time previously at Alabama and Mississippi State.

Silva kicked his third field goal with four minutes remaining in the third quarter to put Fresno State up 23-7 before San Diego State responded with Bell's 3-yard TD. The 2-point conversion failed, leaving the Aztecs trailing 23-13 going into the final 15 minutes.

After Mims' second touchdown, true freshman Will Haskell - who replaced Johnson - had a 7-yard run to get the Aztecs within 10 points with 1:06 remaining.

It appeared SDSU got the ball back on the ensuing onside kick, but a review in the booth deemed the ball didn't go 10 yards and Fresno State finished the game with a pair of runs by Mims.

>>SCORING SUMMARY

| Qtr | Time | Team | Scoring Play | Plays | TOP | Score |
|-----|-------|------|--|-------|------|-------|
| 1st | 3:53 | FS | Mims 13-yard run (Silva kick) | 15-86 | 6:51 | 7-0 |
| 2nd | 14:17 | FS | Wheatfall 16-yard pass f/ Haener (Silva kick) | 4-31 | 1:38 | 14-0 |
| 2nd | 9:04 | FS | Silva 49-yard field goal | 5-60 | 2:49 | 17-0 |
| 2nd | 4:32 | FS | Silva 27-yard field goal | 7-75 | 2:48 | 20-0 |
| 2nd | 2:15 | SDSU | Shavers 19-yard pass f/ Johnson (Araiza kick) | 6-82 | 2:12 | 20-7 |
| 3rd | 4:00 | FS | Silva 42-yard field goal | 7-24 | 2:24 | 23-7 |
| 3rd | 0:13 | SDSU | G. Bell 3-yard run (Rudolph pass f/ Matthews failed) | 10-80 | 3:38 | 23-13 |
| 4th | 4:28 | FS | Mims 15-yard run (Silva kick) | 2-31 | 0:46 | 30-13 |
| 4th | 1:06 | SDSU | Haskell 7-yard run (Araiza kick) | 11-75 | 3:22 | 30-20 |

INDIVIDUAL STATISTICS

>>FRESNO STATE

| Rushing | Att | Yds | TD | Long | Avg |
|---------------|-----------|------------|----------|-----------|------------|
| Mims | 29 | 186 | 2 | 59 | 6.4 |
| Cropper | 1 | 6 | 0 | 6 | 6.0 |
| TEAM | 1 | -2 | 0 | 0 | -2.0 |
| Haener | 3 | -11 | 0 | 4 | -3.7 |
| Totals | 34 | 179 | 2 | 59 | 5.3 |

| Passing | C-A-I | Yds | TD | Long | Sack |
|---------------|----------------|------------|----------|-----------|----------|
| Haener | 25-42-0 | 306 | 1 | 69 | 2 |
| Cropper | 0-1-0 | 0 | 0 | 0 | 0 |
| Totals | 25-43-0 | 306 | 1 | 69 | 2 |

| Receiving | No. | Yds | TD | Long |
|---------------|-----------|------------|----------|-----------|
| Cropper | 6 | 84 | 0 | 38 |
| Kelly | 5 | 107 | 0 | 69 |
| Wheatfall | 4 | 47 | 1 | 16 |
| Watson | 4 | 27 | 0 | 9 |
| Jones | 3 | 33 | 0 | 18 |
| Rodriguez | 1 | 6 | 0 | 6 |
| Mims | 1 | 2 | 0 | 2 |
| Pauwels | 1 | 0 | 0 | 0 |
| Totals | 25 | 306 | 1 | 69 |

>>SAN DIEGO STATE

| Rushing | Att | Yds | TD | Long | Avg |
|---------------|-----------|------------|----------|-----------|------------|
| G. Bell | 15 | 63 | 1 | 22 | 4.2 |
| Johnson | 8 | 60 | 0 | 14 | 7.5 |
| Williams | 3 | 23 | 0 | 11 | 7.7 |
| Haskell | 2 | 10 | 1 | 7 | 5.0 |
| Byrd | 2 | 6 | 0 | 6 | 3.0 |
| Busbee | 1 | 3 | 0 | 3 | 3.0 |
| C. Bell | 2 | 0 | 0 | 3 | 0.0 |
| Totals | 33 | 165 | 2 | 22 | 5.0 |

| Passing | C-A-I | Yds | TD | Long | Sack |
|---------------|----------------|------------|----------|-----------|----------|
| Johnson | 14-31-2 | 220 | 1 | 39 | 0 |
| Haskell | 3-6-0 | 27 | 0 | 15 | 0 |
| TEAM | 0-1-0 | 0 | 0 | 0 | 0 |
| Totals | 17-38-2 | 247 | 1 | 39 | 0 |

| Receiving | No. | Yds | TD | Long |
|---------------|-----------|------------|----------|-----------|
| Kothe | 4 | 105 | 0 | 39 |
| Bellinger | 3 | 19 | 0 | 9 |
| Matthews | 2 | 39 | 0 | 29 |
| Shavers | 2 | 39 | 1 | 20 |
| Shaw | 2 | 21 | 0 | 15 |
| Busbee | 1 | 11 | 0 | 11 |
| Byrd | 1 | 7 | 0 | 7 |
| Penny | 1 | 6 | 0 | 6 |
| G. Bell | 1 | 0 | 0 | 0 |
| Totals | 17 | 247 | 1 | 39 |

Game 9

| | | | | | |
|------------------------|----------|----------|----------|----------|-------------|
| SAN DIEGO STATE | 7 | 7 | 0 | 3 | - 17 |
| HAWAI'I | 7 | 0 | 0 | 3 | - 10 |

Nov. 6 | Clarence T.C. Ching Complex | Honolulu, Hawaii | 5:15 p.m. MT | Attendance: 6,239



TEAM STATISTICS

| | SDSU | UH |
|---------------------------------------|----------------|----------------|
| FIRST DOWNS | 15 | 16 |
| Rushing | 7 | 5 |
| Passing | 7 | 8 |
| Penalty | 1 | 3 |
| NET YARDS RUSHING | 128 | 85 |
| Rushing Attempts | 43 | 30 |
| Average Per Rush | 3.0 | 2.8 |
| Rushing Touchdowns | 2 | 0 |
| Yards Gained Rushing | 161 | 107 |
| Yards Lost Rushing | 33 | 11 |
| NET YARDS PASSING | 99 | 175 |
| Completions-Attempts-Int | 12-16-0 | 19-35-1 |
| Average Per Attempt | 6.2 | 5.0 |
| Average Per Completion | 8.2 | 9.2 |
| Passing Touchdowns | 0 | 1 |
| TOTAL OFFENSE YARDS | 227 | 260 |
| Total offense plays | 59 | 65 |
| Average Gain Per Play | 3.8 | 4.0 |
| Fumbles: Number-Lost | 2-1 | 1-1 |
| Penalties: Number-Yards | 9-90 | 6-65 |
| PUNTS-YARDS | 5-248 | 6-194 |
| Average Yards Per Punt | 49.6 | 32.3 |
| Net Yards Per Punt | 41.6 | 32.3 |
| Inside 20 | 2 | 0 |
| 50+ Yards | 1 | 0 |
| Touchbacks | 2 | 0 |
| Fair catch | 1 | 3 |
| KICKOFFS-YARDS | 4-235 | 3-190 |
| Average Yards Per Kickoff | 58.8 | 63.3 |
| Net Yards Per Kickoff | 40.0 | 38.0 |
| Touchbacks | 3 | 0 |
| Fair Catch Yards | 24 | 0 |
| Punt returns: Number-Yards-TD | 0-0-0 | 0-0-0 |
| Average Per Return | 0.0 | 0.0 |
| Kickoff returns: Number-Yds-TD | 3-76-0 | 0-0-0 |
| Average Per Return | 25.3 | 0.0 |
| Interceptions: Number-Yds-TD | 1-0-0 | 0-0-0 |
| Fumble Returns: Number-Yds-TD | 1-13-0 | 0-0-0 |
| Miscellaneous Yards | 0 | 0 |
| Possession Time | 34:07 | 25:53 |
| 1st Quarter | 10:54 | 4:06 |
| 2nd Quarter | 8:59 | 6:01 |
| 3rd Quarter | 5:06 | 9:54 |
| 4th Quarter | 9:08 | 5:52 |
| Third-Down Conversions | 6 of 14 | 5 of 15 |
| Fourth-Down Conversions | 1 of 1 | 1 of 1 |
| Red-Zone Scores-Chances | 3-3 | 2-2 |
| Touchdowns | 2-3 | 1-2 |
| Field goals | 1-3 | 1-2 |
| Sacks By: Number-Yards | 4-21 | 2-14 |
| PAT Kicks | 2-2 | 1-1 |
| Field Goals | 1-2 | 1-1 |
| Points off turnovers | 0 | 7 |

▶▶ GAME NOTES

Top Notes

- San Diego State improved to 8-1 overall, matching its best nine-game start since 1975.
- San Diego State beat Hawai'i for the second straight season and has now won eight of the last 10 games played between the teams.
- The Aztecs handed Hawai'i just its second home loss of the season (also: San José State). Hawai'i entered the night 10-3 in its last 13 home games.
- Matt Araiza set an NCAA record with his 15th punt of 60 yards or more this season. The second-quarter punt that set the record was 79 yards in length.

The Series

- San Diego State leads the all-time series 23-11-2.
- San Diego State is 8-2 in its last 10 games against the Warriors.
- The Aztecs are 12-7-2 playing at Hawai'i.

Team Notes

- San Diego State's second-quarter conversion on third-and-14 was its longest third down conversion of the season.
- San Diego State has forced at least one turnover in 22 consecutive games, which is the second-longest active streak in FBS play (Marshall, 23).
- The Aztecs improved to 40-2 the last 52 games they have won the turnover battle.
- SDSU improved to 6-0 this season and 22-5 in the Brady Hoke era when leading at the half, including wins in seven straight games.
- The Aztecs won their 21st straight game when leading after three quarters. SDSU also improved to 23-3 in the Brady Hoke era when leading after three quarters.
- The Aztecs improved to 5-0 on the season and 16-4 in the Brady Hoke era when scoring first, including wins in seven straight games.

Aztecs Knock Off Hawai'i, 17-10

HONOLULU -- Greg Bell and Jack Browning each had first-half touchdown runs and the San Diego State defense made them stand up in a 17-10 victory over Hawai'i in Mountain West play on Saturday in Honolulu.

The Aztecs improved to 8-1 on the season with the win and 4-1 in league play and, coupled with a Fresno State loss at Boise State, once again control their own destiny in the West Division of the Mountain West.

Bell scored on a 5-yard run to give SDSU a 7-0 lead with 6:27 left in the first quarter. Hawai'i (4-6, 1-4) pulled even after Darius Muasau sacked Aztec quarterback Lucas Johnson, forcing a fumble that was recovered by Isaiah Tufaga at the SDSU 19-yard line. Chevan Cordeiro then hit Calvin Turner Jr. for the TD on first down to tie the game at 7.

San Diego State answered with a methodical 15-play, 82-yard drive that took up 7:33 of clock time. Facing a field goal attempt on fourth-and-2 on the UH 13-yard line, holder Jack Browning instead took the snap, and used lead blockers Daniel Bellinger and Zachary Thomas to race into the end zone to make it 14-7 Aztecs. SDSU converted two third downs on the drive, including a 17-yard scamper by Johnson on third-and-14 on the UH 38. It was San Diego State's longest third-down conversion of the season.

The Aztecs got the ball back on the ensuing drive when Trenton Thompson intercepted Cordeiro on the UH 43. Matt Araiza, however, missed a 53-yard field goal in the final scoring chance in the first half.

Each team only managed only a field goal in the second half.

Araiza gave SDSU a 17-7 lead with 7:41 remaining with a 39-yard field goal, capping a 14-play, 57-yard drive over 8:26.

Hawai'i responded with its best drive of the game, marching 70 yards on 15 plays, helped by three conversions on third down. The Rainbow Warriors got to the SDSU 4, but the Aztec defense held by tackling Turner for a 1-yard loss and forcing two incompletions, keeping the home team to just three points on a 22-yard field goal by Matt Shipley.

Hawai'i had one last chance, starting on its own 32 with 1:11 remaining. UH got all the way to the SDSU 23 before Cordeiro found Dedrick Parson for a 5-yard pass on third-and-10. Hawai'i tried to get off a final play, but the clock hit 0:00, preserving the gutsy Aztec win.

Johnson completed 12 of 16 passes for 99 yards and ran for 29 yards on nine carries for San Diego State. Bell carried 24 times for 77 yards.

Hawai'i native Andrew Aleki led the Aztec defense for the first time of his career with eight tackles, while Tayler Hawkins chipped in with seven solo stops and his first career forced fumble.

SDSU has won eight of the last 10 meetings between the two schools and beat a Hawai'i team which had won 10 of its last 13 home games.

San Diego State never trailed in the game and led for 43:49 of the 60 minutes.

>>> SCORING SUMMARY

| Qtr | Time | Team | Scoring Play | Plays | TOP | Score |
|-----|------|------|--|-------|------|-------|
| 1st | 6:27 | SDSU | G. Bell 5-yard run (Araiza kick) | 8-47 | 4:59 | 7-0 |
| 1st | 2:21 | UH | Turner 19-yard pass f/ Cordeiro (Shipley kick) | 1-19 | 0:06 | 7-7 |
| 2nd | 9:43 | SDSU | Browning 13-yard run (Araiza kick) | 15-82 | 7:33 | 14-7 |
| 4th | 7:41 | SDSU | Araiza 39-yard field goal | 14-57 | 8:26 | 17-7 |
| 4th | 3:00 | UH | Shipley 22-yard field goal | 15-70 | 4:41 | 17-10 |

INDIVIDUAL STATISTICS

>>> SAN DIEGO STATE

| Rushing | Att | Yds | TD | Long | Avg |
|---------------|-----------|------------|----------|-----------|------------|
| G. Bell | 24 | 77 | 1 | 11 | 3.2 |
| Johnson | 9 | 29 | 0 | 17 | 3.2 |
| Browning | 1 | 13 | 1 | 13 | 13.0 |
| C. Bell | 3 | 12 | 0 | 7 | 4.0 |
| Byrd | 4 | 3 | 0 | 7 | 0.8 |
| TEAM | 1 | -1 | 0 | 0 | -1.0 |
| Williams | 1 | -5 | 0 | 0 | -5.0 |
| Totals | 43 | 128 | 2 | 17 | 3.0 |

| Passing | C-A-I | Yds | TD | Long | Sack |
|---------------|----------------|-----------|----------|-----------|----------|
| Johnson | 12-16-0 | 99 | 0 | 11 | 2 |
| Totals | 12-16-0 | 99 | 0 | 11 | 2 |

| Receiving | No. | Yds | TD | Long |
|---------------|-----------|-----------|----------|-----------|
| Bellinger | 5 | 41 | 0 | 11 |
| Shavers | 3 | 28 | 0 | 11 |
| Kothe | 2 | 16 | 0 | 10 |
| Williams | 1 | 11 | 0 | 11 |
| G. Bell | 1 | 3 | 0 | 3 |
| Totals | 12 | 99 | 0 | 11 |

>>> HAWAI'I

| Rushing | Att | Yds | TD | Long | Avg |
|---------------|-----------|-----------|----------|-----------|------------|
| Parson | 11 | 51 | 0 | 10 | 4.6 |
| Turner | 10 | 22 | 0 | 6 | 2.2 |
| Cordeiro | 9 | 12 | 0 | 11 | 1.3 |
| Totals | 30 | 85 | 0 | 11 | 2.8 |

| Passing | C-A-I | Yds | TD | Long | Sack |
|---------------|----------------|------------|----------|-----------|----------|
| Cordeiro | 19-34-1 | 175 | 1 | 23 | 4 |
| TEAM | 0-1-0 | 0 | 0 | 0 | 0 |
| Totals | 19-35-1 | 175 | 1 | 23 | 4 |

| Receiving | No. | Yds | TD | Long |
|---------------|-----------|------------|----------|-----------|
| Turner | 6 | 37 | 1 | 19 |
| Parson | 5 | 38 | 0 | 14 |
| Bowens | 3 | 32 | 0 | 14 |
| Mardner | 2 | 34 | 0 | 20 |
| Smart | 2 | 29 | 0 | 23 |
| Phillips | 1 | 5 | 0 | 5 |
| Totals | 19 | 175 | 1 | 23 |

AZTEC PLAYER BIOS

#6 ANDREW ALEKI

(uh-leck-ee)

Linebacker • ^Senior • 6-3 • 230 • Honolulu, Hawaii • Kamehameha HS

- **At San Diego State:** Athletic linebacker, who impressed the coaching staff playing since arriving on campus in 2017 ... Has a nose for the ball ... One of the emotional leaders on defense ... One of only three Aztecs with four letters (also Tayler Hawkins and Trenton Thompson) ... Enters the Nevada game as the backup "Mike" linebacker to Seydrick Lakalaka ... Also excels on special teams ... Has played in 51 games for his career, the third most among all Aztecs (Tayler Hawkins and Trenton Thompson, 52).
- **2021 (^Senior):** Has started four of the team's nine games this season, logging snaps in eight of them ... Has 28 tackles (17 solo), 1.5 tackles for loss, a sack, a 25-yard interception returned for a touchdown and five quarterback hurries ... Ranks in a tie for second in the Mountain West in interceptions returned for a touchdown (1, T-4thin FBS) ... vs. New Mexico State (Sept. 4) ... Started the opener against New Mexico State on Sept. 4, finishing with three tackles (two solo) and a 25-yard interception return for a touchdown in 39 snaps ... The interception was the first of his career, while the interception put the Aztecs up, 21-10 ... at Arizona (Sept. 11) ... Started again the following week at Arizona on Sept. 11, making three tackles (two solo), including a 3-yard sack (and TFL) and a team-high-tying three quarterback hurries ... Played 44 of the team's 58 snaps ... vs. Utah (Sept. 18) ... Came up with a pair of solo tackles in 10 tackles off the bench against Utah on Sept. 18 in a limited role while battling a minor injury ... vs. Towson (Sept. 25) ... Did not play against Towson on Sept. 25 but was on the travel squad ... vs. New Mexico (Oct. 9) ... Logged a pair of assisted tackles in 22 snaps against New Mexico on Oct. 9 ... at San José State (Oct. 15) ... Had a then season-high four tackles (one solo) and a quarterback hurry in 42 snaps at San José State ... at Air Force (Oct. 23) ... Tied a season high with four tackles (all solo) in 37 snaps off the bench at Air Force ... vs. Fresno State (Oct. 30) ... Started for the first time since the Arizona game on Sept. 11, registering two solo stops in 50 snaps ... at Hawai'i (Nov. 6) ... Had a big game in his native Honolulu in a start on Nov. 6 against Hawai'i, coming up with a season-high eight tackles, along with 0.5 tackles for loss, and a quarterback hurry ... Led the team in tackles for the first time of his career ... The eight tackles were the second most of his career (10 at Colorado on Nov. 28, 2020) ... Played in 42 snaps overall.
- **2020 (Senior):** Started five of the six games he appeared in at "Will" linebacker, missing the San José State and Nevada games with an injury, and coming off the bench vs. Colorado State ... Had 30 tackles (17 solo), 2.5 tackles for loss, two pass breakups and three quarterback hurries ... Started the opener with UNLV on Oct. 24, making four tackles (two solo) with a career-high two pass breakups (entered with two PBUs in 37 games) ... Came up with five tackles (one solo) in a start at Utah State on Oct. 31, which were tied with Darren Hall and Tayler Hawkins for the most on the team ... Did not travel to the San José State game because of an injury ... Returned to start against Hawai'i on Nov. 14, where he recorded five tackles (four solo) with a quarterback hurry ... Traveled to Reno for the Nevada game on Nov. 21, but did not play because of an injury ... Returned for a big game in a start at Colorado on Nov. 28, making a career-high 10 tackles (six solo), including 0.5 tackles for loss, with a quarterback hurry ... Easily eclipsed his previous high of six, which he had done four times for his career ... Along with Cameron Thomas (14) and Trenton Thompson (10), the Aztecs had three players with double-digits in tackles for the first time since the 2017 Armed Forces Bowl against Army West Point ... Came off the bench for the first time of the season against Colorado State on Dec. 5, totaling four tackles (three solo) and two tackles for loss ... The two TFL tied a career high ... Started at No. 14/16 Brigham Young on Dec. 12, making two tackles (one solo) with one quarterback hurry.
- **2019 (Junior):** Played in all 13 games, starting eight times ... Had 35 tackles (14 solo), including 4.5 tackles for loss, a sack, a fumble recovery, a pass breakup and five quarterback hurries ... Played 16 snaps in the opener with Weber State without recording a stat ... Earned the start for the second time in his career at UCLA, making one solo tackle in 33 snaps ... Had arguably the best game of his career in his third career start at New Mexico State, making five tackles (three solo), with a career-high two tackles for loss of seven yards and his first career sack of five yards ... Recorded four tackles (one solo), including a 2-yard tackle for loss, and a pass breakup in a start and 61 snaps vs. Utah State ... Did not record a stat in 16 snaps off the bench at Colorado State ... Contributed two assisted tackles in 11 snaps off the bench vs. Wyoming ... Came up with three tackles (two solo) and two quarterback hurries in 34 snaps in a reserve role at San José State ... Earned the start at UNLV, making a season-high and career-high-tying six tackles with three quarterback hurries in 58 snaps ... Had two tackles (0.5 tackles

for loss) in 28 snaps off the bench against Nevada ... Recorded five tackles (two solo) and in a start vs. Fresno State, including a 7-yard tackle for loss, in 46 snaps ... Earned the start at Hawai'i, making one assisted tackle in 43 snaps ... Tied a career high with six tackles in a start against Brigham Young, playing 54 of the 84 snaps ... Started and played 47 snaps against Central Michigan in the New Mexico Bowl without finding the stat sheet.

- **2018 (Sophomore):** Played in 12 of the team's 13 games, starting once ... Missed only the Eastern Michigan game ... Had 22 tackles on the season to go along with a pass breakup ... Had three stops in the opener at No. 13/13 Stanford off the bench, logging 15 snaps on defense ... Also had a pass breakup, which deflected to Noble Hall for an interception ... Made an assisted tackle on defense off the bench against Sacramento State ... Did not record a stat in playing time against No. 23/25 Arizona State, logging 14 snaps on defense ... Did not play vs. Eastern Michigan ... Set a career best with three solo tackles in 19 snaps against rv/No. 24 Boise State ... Played two statless snaps against Air Force ... Had one assisted tackle in time off the bench against San José State ... Did not find the stat sheet in three snaps at Nevada ... Recorded a solo tackle on special teams at New Mexico without seeing any time on defense ... Played nine snaps without finding the stat sheet against UNLV ... Had arguably his best game of the season at Fresno State, making a career-high six tackles (previous best was three) in just 18 snaps off the bench ... Made a solo tackle in 11 snaps against Hawai'i ... Played a career-high 49 snaps in his first career start against Ohio in the DXL Frisco Bowl, tying a career high with six tackles.
- **2017 (True Freshman):** Logged snaps in 12 games as a true freshman, only missing the Arizona State game with an illness ... Had 16 tackles (nine solo), a fumble recovery and a quarterback hurry ... Tied for the team lead with three tackles on the punt return unit ... Played late against UC Davis in the opener, but failed to find the stat sheet ... Did not travel to Arizona State because of an illness ... Had his first two career tackles off the bench vs. No. 19/19 Stanford ... Added two assisted tackles in extensive playing time at Air Force ... Had a solo stop, recovered his first career fumble and had his first quarterback hurry vs. Northern Illinois ... Came up with two solos at UNLV ... Registered an assisted stop vs. Boise State ... Did not record a stat in playing time against Fresno State ... Had two solo stops in a reserve role at Hawai'i ... Had another two tackles (one solo) at San José State ... Came up with a solo tackle against Nevada ... Made two assisted tackles against New Mexico ... Made an assisted stop in playing time vs. Army West Point in the Armed Forces Bowl.
- **High School:** Played his prep ball at Kamehameha High School in Honolulu ... A consensus three-star recruit by Rivals, ESPN, 247sports and Scout ... 247sports ranked him as the sixth-best recruit in the state of Hawaii and gave him a grade of 83 ... Was rated as the second-best outside linebacker in Hawaii and 19th in the west by Scout.
- **Personal:** Andrew Ka'eo Aleki was born May 24, 1999, in Las Vegas, Nev. ... Son of Aviata and Jaylene Aleki ... Picked the Aztecs over other offers from Utah, Washington State, Oregon State, Air Force, UNLV and Hawai'i ... Is majoring in interdisciplinary studies.

Aleki's Career Statistics

| Season | GP | GS | UA | A | TT | TFL | Sk | Int. | PBU | FF | FR |
|---------------|-----------|-----------|-----------|-----------|------------|------------|------------|----------|----------|----------|----------|
| 2017 | 12 | 0 | 9 | 7 | 16 | 0.0 | 0.0 | 0 | 0 | 0 | 1 |
| 2018 | 12 | 1 | 8 | 14 | 22 | 0.0 | 0.0 | 0 | 1 | 0 | 0 |
| 2019 | 13 | 8 | 14 | 21 | 35 | 4.5 | 1.0 | 0 | 1 | 0 | 0 |
| 2020 | 6 | 5 | 17 | 13 | 30 | 2.5 | 0.0 | 0 | 2 | 0 | 0 |
| 2021 | 8 | 4 | 17 | 11 | 28 | 1.5 | 1.0 | 1 | 0 | 0 | 0 |
| Career | 51 | 18 | 65 | 66 | 131 | 8.5 | 2.0 | 1 | 4 | 0 | 1 |

Career Highs: Tackles: 10 at Colorado (11/28/20); Tackles For Loss: 2.0 vs. Colorado State (12/5/20), at New Mexico State (9/14/19); Sacks: 1.0 at Arizona (9/11/21), at New Mexico State (9/14/19); Interceptions: 1 vs. New Mexico State (9/4/21); Pass Breakups: 2 vs. UNLV (10/24/20); Fumble Recoveries: 1 vs. Northern Illinois (9/30/17); Defensive Touchdowns: 1 vs. New Mexico State (9/4/21).

2021 Highs: Tackles: 8 vs. Hawai'i (11/6/21); Tackles For Loss: 1.0 at Arizona (9/11/21); Sacks: 1.0 at Arizona (9/11/21); Interceptions: 1 vs. New Mexico State (9/4/21); Defensive Touchdowns: 1 vs. New Mexico State (9/4/21).

Aleki's Career Game-by-Game

| Date | Opponent | GP | GS | UA | A | TT | TFL | Sk. | Int. | PBU | FF | FR |
|---------|---------------------------|--------------------------------|----|----|---|----|-----|-----|------|-----|----|----|
| S.2.17 | UC Davis | 1 | 0 | 0 | 0 | 0 | 0.0 | 0.0 | 0 | 0 | 0 | 0 |
| S.9.17 | at Arizona State | --- Did Not Play - Illness --- | | | | | | | | | | |
| S.16.17 | No. 19/19 Stanford | 1 | 0 | 2 | 0 | 2 | 0.0 | 0.0 | 0 | 0 | 0 | 0 |
| S.23.17 | at Air Force* | 1 | 0 | 0 | 2 | 2 | 0.0 | 0.0 | 0 | 0 | 0 | 0 |
| S.30.17 | Northern Illinois* | 1 | 0 | 1 | 0 | 1 | 0.0 | 0.0 | 0 | 0 | 0 | 1 |
| O.7.17 | at UNLV* | 1 | 0 | 2 | 0 | 2 | 0.0 | 0.0 | 0 | 0 | 0 | 0 |
| O.14.17 | Boise State* | 1 | 0 | 0 | 1 | 1 | 0.0 | 0.0 | 0 | 0 | 0 | 0 |
| O.21.17 | Fresno State* | 1 | 0 | 0 | 0 | 0 | 0.0 | 0.0 | 0 | 0 | 0 | 0 |
| O.28.17 | at Hawai'i* | 1 | 0 | 2 | 0 | 2 | 0.0 | 0.0 | 0 | 0 | 0 | 0 |
| N.4.17 | at San José State* | 1 | 0 | 1 | 1 | 2 | 0.0 | 0.0 | 0 | 0 | 0 | 0 |
| N.18.17 | Nevada* | 1 | 0 | 1 | 0 | 1 | 0.0 | 0.0 | 0 | 0 | 0 | 0 |
| N.24.17 | New Mexico* | 1 | 0 | 0 | 2 | 2 | 0.0 | 0.0 | 0 | 0 | 0 | 0 |
| D.23.17 | vs. Army West Point* | 1 | 0 | 0 | 1 | 1 | 0.0 | 0.0 | 0 | 0 | 0 | 0 |
| A.31.18 | at No. 13/13 Stanford | 1 | 0 | 1 | 2 | 3 | 0.0 | 0.0 | 0 | 1 | 0 | 0 |
| S.8.18 | Sacramento State | 1 | 0 | 0 | 1 | 1 | 0.0 | 0.0 | 0 | 0 | 0 | 0 |
| S.15.18 | No. 23/25 Arizona State | 1 | 0 | 0 | 0 | 0 | 0.0 | 0.0 | 0 | 0 | 0 | 0 |
| S.22.18 | Eastern Michigan | --- Did Not Play --- | | | | | | | | | | |
| O.6.18 | at rv/No. 24 Boise State* | 1 | 0 | 3 | 0 | 3 | 0.0 | 0.0 | 0 | 0 | 0 | 0 |
| O.12.18 | Air Force* | 1 | 0 | 0 | 0 | 0 | 0.0 | 0.0 | 0 | 0 | 0 | 0 |
| O.20.18 | San José State* | 1 | 0 | 0 | 1 | 1 | 0.0 | 0.0 | 0 | 0 | 0 | 0 |
| O.27.18 | at Nevada* | 1 | 0 | 0 | 0 | 0 | 0.0 | 0.0 | 0 | 0 | 0 | 0 |
| N.3.18 | at New Mexico* | 1 | 0 | 1 | 0 | 1 | 0.0 | 0.0 | 0 | 0 | 0 | 0 |
| N.10.18 | UNLV* | 1 | 0 | 0 | 0 | 0 | 0.0 | 0.0 | 0 | 0 | 0 | 0 |
| N.17.18 | at Fresno State* | 1 | 0 | 0 | 6 | 6 | 0.0 | 0.0 | 0 | 0 | 0 | 0 |
| N.24.18 | Hawai'i* | 1 | 0 | 1 | 0 | 1 | 0.0 | 0.0 | 0 | 0 | 0 | 0 |
| D.19.18 | vs. Ohio# | 1 | 1 | 2 | 4 | 6 | 0.0 | 0.0 | 0 | 0 | 0 | 0 |
| A.31.19 | Weber State | 1 | 0 | 0 | 0 | 0 | 0.0 | 0.0 | 0 | 0 | 0 | 0 |
| S.7.19 | at UCLA | 1 | 1 | 1 | 0 | 1 | 0.0 | 0.0 | 0 | 0 | 0 | 0 |
| S.14.19 | at New Mexico State | 1 | 1 | 3 | 2 | 5 | 2.0 | 1.0 | 0 | 0 | 0 | 0 |
| S.21.19 | Utah State* | 1 | 1 | 1 | 3 | 4 | 1.0 | 0.0 | 0 | 1 | 0 | 0 |
| O.5.19 | at Colorado State* | 1 | 0 | 0 | 0 | 0 | 0.0 | 0.0 | 0 | 0 | 0 | 0 |
| O.12.19 | Wyoming* | 1 | 0 | 0 | 2 | 2 | 0.0 | 0.0 | 0 | 0 | 0 | 0 |
| O.19.19 | at San José State* | 1 | 0 | 2 | 1 | 3 | 0.0 | 0.0 | 0 | 0 | 0 | 0 |
| O.26.19 | at UNLV* | 1 | 1 | 2 | 4 | 6 | 0.0 | 0.0 | 0 | 0 | 0 | 0 |
| N.9.19 | Nevada* | 1 | 0 | 1 | 1 | 2 | 0.5 | 0.0 | 0 | 0 | 0 | 0 |
| N.15.19 | Fresno State* | 1 | 1 | 2 | 3 | 5 | 1.0 | 0.0 | 0 | 0 | 0 | 0 |
| N.23.19 | at Hawai'i* | 1 | 1 | 0 | 1 | 1 | 0.0 | 0.0 | 0 | 0 | 0 | 0 |
| N.30.19 | Brigham Young | 1 | 1 | 2 | 4 | 6 | 0.0 | 0.0 | 0 | 0 | 0 | 0 |
| D.21.19 | vs. Central Michigan~ | 1 | 1 | 0 | 0 | 0 | 0.0 | 0.0 | 0 | 0 | 0 | 0 |
| O.24.20 | UNLV* | 1 | 1 | 2 | 2 | 4 | 0.0 | 0.0 | 0 | 2 | 0 | 0 |
| O.31.20 | at Utah State* | 1 | 1 | 1 | 4 | 5 | 0.0 | 0.0 | 0 | 0 | 0 | 0 |
| N.6.20 | San José State* | --- Did Not Play - Injury --- | | | | | | | | | | |
| N.14.20 | Hawai'i* | 1 | 1 | 4 | 1 | 5 | 0.0 | 0.0 | 0 | 0 | 0 | 0 |
| N.21.20 | at Nevada* | --- Did Not Play - Injury --- | | | | | | | | | | |
| N.28.20 | at Colorado | 1 | 1 | 6 | 4 | 10 | 0.5 | 0.0 | 0 | 0 | 0 | 0 |
| D.5.20 | Colorado State* | 1 | 0 | 3 | 1 | 4 | 2.0 | 0.0 | 0 | 0 | 0 | 0 |
| D.12.20 | at 14/16 Brigham Young | 1 | 1 | 1 | 1 | 2 | 0.0 | 0.0 | 0 | 0 | 0 | 0 |
| S.4.21 | New Mexico State | 1 | 1 | 2 | 1 | 3 | 0.0 | 0.0 | 1 | 0 | 0 | 0 |
| S.11.21 | at Arizona | 1 | 1 | 2 | 1 | 3 | 1.0 | 1.0 | 0 | 0 | 0 | 0 |
| S.18.21 | Utah | 1 | 0 | 2 | 0 | 2 | 0.0 | 0.0 | 0 | 0 | 0 | 0 |
| S.25.21 | Towson | --- Did Not Play - Injury --- | | | | | | | | | | |
| O.9.21 | New Mexico* | 1 | 0 | 0 | 2 | 2 | 0.0 | 0.0 | 0 | 0 | 0 | 0 |
| O.15.21 | at San José State* | 1 | 0 | 1 | 3 | 4 | 0.0 | 0.0 | 0 | 0 | 0 | 0 |
| O.23.21 | at Air Force* | 1 | 0 | 4 | 0 | 4 | 0.0 | 0.0 | 0 | 0 | 0 | 0 |
| O.30.21 | Fresno State* | 1 | 1 | 2 | 0 | 2 | 0.0 | 0.0 | 0 | 0 | 0 | 0 |
| N.6.21 | Hawai'i* | 1 | 1 | 4 | 4 | 8 | 0.5 | 0.0 | 0 | 0 | 0 | 0 |

*Bold indicates season high. * - Mountain West game. + - 2017 Lockheed Martin Armed Forces Bowl (Amon Carter Stadium; Fort Worth, Texas). # - 2018 DXL Frisco Bowl (Toyota Stadium; Frisco, Texas). ~ - 2019 New Mexico Bowl (Dreamstyle Stadium; Albuquerque, N.M.).*

#2 MATT ARAIZA

(ah-RIZE-ah)

K/P • Junior • 6-2 • 200 • San Diego, Calif. • Rancho Bernardo HS

- **At San Diego State:** Played right away in 2019 after taking over for two-time Lou Groza Award semifinalist John Baron II ... A left-footed kicker with a cannon of a leg ... Continues to improve on his accuracy ... In addition to field goals, PATs and kickoff duties, also is punting this year ... Made a field goal in the first 17 games of his career prior to not attempting one at Nevada on Nov. 21, 2020 ... For his career, ranks fourth at SDSU in field goal percentage (.750) (min. 25 att.) and sixth in field goals (42) ... Has multiple field goals in 14 of his 30 career games ... Already has a school-record six career punts of at least 70 yards in 61 career attempts, which is three more than Michael Hughes (230 career punts) in second ... Enters the weekend as the projected punter, kicker and kickoff specialist, one of four players in the country doing all three.
- **2021 (Junior):** Has been named four midseason All-America teams, including three on the first team (Associated Press, ESPN and Sporting News) and one on the second team (The Athletic) ... Also is on the Ray Guy Award Watch List for the most outstanding punter ... Has been named a "Ray's 8" for one of the top-eight punters in the country three times following a game (Sept. 7, Sept. 28 and Oct. 18) ... Also has three times been named a Mountain West Special Teams Player of the Week (Sept. 27, Oct. 18 and Oct. 25) ... Was named a preseason third-team all-Mountain West selection by *Athlon Sports* at kicker ... Also deemed "SDSU's fifth-best offensive player" by College Football News ... Is off to a great start on the season, making all 30 of his PATs and going 10-for-16 in field goal attempts with three 50-yarders ... Has been even better in the punting game, punting 56 times for 2,909 yards (51.9 avg.) with 30 of at least 50 yards, 29 inside the 20, 15 fair catches and a long of 86 yards ... Has a net punt average of 44.9 ... Also has kicked off 47 times for 2,987 yards and a 64.9 average (perfect is 65.0) along with 35 touchbacks ... Leads all FBS players in punt average (51.95), punt yards per game (323.22) and punt yards (2,909), and is tied for first in punts inside the 20-yard line (29, 1st in MW) and PAT percentage (1.000, T-1st in MW), third in net punt average (44.93, 1st in MW), fourth in kickoff average (64.93, 1st in MW), tied for fifth in punts per game (6.22, 2nd in MW), seventh in total punts (56, 2nd in MW), 11th in kickoff touchback percentage (82.61, 1st in MW) and tied for 16th in kickoff touchbacks (38, 2nd in MW) ... Is also fifth in the MW in field goal attempts (16, T-27th in FBS), made PATs (30, T-48th in FBS), kickoff yards (2,987, 53rd in FBS), attempted PATs (30, T-54th in FBS) and total kickoffs (46, T-57th in FBS), sixth in kicking points (60, T-56th in FBS), tied for seventh in field goals made per game (1.11, T-57th in FBS) and points per game (6.67), tied for eighth in made field goals (10, T-55th in FBS) and total points (60) ... His 51.95 punt average is the best in FBS history and almost a yard longer than Texas A&M's Braden Mann in 2018 (50.98) ... His 70-plus-yard punts and FBS rank are 86 yards (1st), 81 yards (T-5th), 79 yards (9th), 77 yards (T-11th), 75 yards (T-16th) and 72 yards (T-22nd) ... Has six punts of at least 70 yards, the most in the country (three are tied for second with two 70-yard punts) ... His 70-plus-yard punts ranked this season: 86 yards (1st), 81 yards (T-5th), 79 yards (9th), 77 yards (T-11th), 75 yards (T-16th) and 72 yards (T-22nd) ... According to Pro Football Focus, he has the third-highest kickoff grade (89.6) in the country with his true kickoff average being 69.9 yards per boot ... Leads the special teams unit with four tackles, and is tied for first with two on the kick return unit and two on the punt return unit (2) ... **vs. New Mexico State (Sept. 4)** ... Had a great opener against New Mexico State on Sept. 4, punting nine times for 511 yards, setting a school record with a 56.78 average (min. 4 punts) ... The 56.78 average broke the previous record by almost two yards (Mike Saxon, 54.83 on six punts at Brigham Young on Oct. 22, 1983), and is the third-highest single-game FBS average this season (min. 5 punts) and the third-best mark in league history (min. 5 punts) ... Since 1996, an FBS player has had at least nine punts in a game 2,119 times. Araiza's 56.8 average is the second-highest average (min. 9 punts) in the last 26 seasons, only trailing a 57.7 average by Wake Forest's Dom Maggio against Clemson on Nov. 16, 2019 ... Included in his nine punts were a 77-yarder in the second quarter, which was the longest since Brian Stahovich's school-record 89 yarder at Wyoming on Oct. 30, 2010 ... Later added a 75-yarder ... Four of his nine punts landed inside the 20-yard line, while six were at least 50 yards ... The six 50-yard punts (at 39 feet elevation) were one short of the NCAA record of seven (according to the NCAA record book), set by Colorado's Mark Mariscal vs. USC on Sept. 14, 2002 at 5,328 feet elevation in Boulder, Colo. ... Off his nine punts, New Mexico State's average starting position was its own 22-yard line ... Also made all four of his PATs without attempting a field goal ... Also was perfect on five kickoffs for 325 yards and five touchbacks ... Was named the team's special teams player of the game and was chosen as a "Ray's 8" by the Ray Guy Award ... **at Arizona (Sept. 11)** ... Had another good game at Arizona on Sept. 11, going 1-for-2 on field goal attempts (making a 32-yarder and missing a 57-yarder) and all five PATs ... Also punted seven times for 372 yards (53.1 avg.) with a long of 66 yards, including three inside the 20-yard line ... Kicked off seven

times for 455 yards (65.0 avg.) with all seven going for touchbacks ... **vs. Utah (Sept. 18)** ... Was effective against Utah on Sept. 18, making a career-long 51-yard field goal, punting nine times for 463 yards (51.4 avg.) with a long of 64 yards, and kicking off five times for 325 yards (64.8) and five touchbacks ... Had SDSU's first 50-yard field goal by the Aztecs since John Baron II had a 53-yarder against Hawai'i on Nov. 24, 2018 ... The 51-yarder came on his third career attempt from at least 50 yards (previous attempts came at Colorado on Nov. 28, 2020 and at Arizona on Sept. 11, 2021) and put the Aztecs on the scoreboard ... Tied a career high with nine punts for 463 yards (51.4 avg.) with a long of 64 yards and three inside the 20-yard line ... Also matched a career high with three tackles ... Kicked off five times for 324 yards (64.8 avg.) with four going for touchbacks ... **vs. Towson (Sept. 25)** ... Was named the Mountain West Special Teams Player of the Week on Sept. 27 for his play against Towson (Sept. 25) when he punted three times for 197 yards and a 65.7 average with two inside the 20-yard line, making both of his field goal attempts (48 and 36 yards) and all six PATs, kicking off eight times with six going for touchbacks and logging a solo tackle on one of his kickoffs ... Tied a career high with 12 points ... In the punting game, where he had a long of 72 yards, his 65.7 punt average was the highest in an FBS game since at least 1996 (min. 3 punts), more than a yard ahead the No. 2 player on the list (Florida Atlantic's Dalton Schomp (64.3) against Old Dominion on Nov. 19, 2016) and almost four yards further than the top MW performer in a game in league history (Colorado State's Pete Kontodiakos (61.8) against Hawai'i on Oct. 27, 2012) ... The 65.7 average on three punts easily eclipsed his school-record average of 56.8 against New Mexico State on Sept. 4, 2021, but he didn't reach the minimum (4 punts) allowed to count for the program record ... Off his punts, Towson had an average starting fielding position of its own 13.3-yard line as he ended up with a 59.0 net punt average ... Was named the team's special teams player of the game (with Tyrell Shavers) and was chosen as a "Ray's 8" by the Ray Guy Award ... After making a 48-yard field goal in the third quarter, he added a 36-yarder in the fourth, which capped a 17-play, 64-yard drive for the Aztecs and took up 10:31 of playing time ... With his eight touchbacks, the Tigers started on its own 24.4-yard line ... The one time he did not kick off in the fourth quarter, Towson returned the kickoff 73 yards and started on SDSU's 24-yard line ... **vs. New Mexico (Oct. 9)** ... Had another good game against New Mexico on Oct. 9, making a 40-yard field goal and all four of his PATs, while punting five times for 241 yards (48.2 avg.) with a long of 64 yard and a net average of 42.0 ... A then career-high two of the punts were fair caught and two were returned for 11 yards (the other was a touchback) ... Also kicked off six times for 390 yards (perfect 65.0 avg.) with two touchbacks ... New Mexico returned four kickoffs in the end zone for 82 yards, giving the Lobos an average starting position of 20.5 on the returns and 22.0 on the five overall attempts ... Was named the team's special teams player of the game (with Isaiah McElvane) for the third time in the team's five games ... **at San José State (Oct. 15)** ... Was named the Mountain West Special Teams Player of the Week for the second time of the season on Oct. 18 for his play at San José State on Oct. 15, as he scored even of SDSU's 19 points with two field goals and a PAT, including a career-long 53-yard field goal in the second quarter, which is tied for the sixth-longest field goal in program history and tied for the ninth longest in the country this season (T-1st in MW) ... Also punted seven times for a 52.9 average with a career-long punt of 86 yards, which is the second longest in school history, the longest in a FBS game this season and the fourth longest in MW history ... Set a career high with four fair catches off his punts and tied a career high with four punts inside the 20-yard line as the Spartans averaged starting at the 19.7-yard line off his seven punts ... Also kicked off three times for a perfect 65.0-yard average with three touchbacks ... Was named the team's special teams player of the week ... **at Air Force (Oct. 23)** ... Was named the MW Special Teams Player of the Week the following week on Oct. 25 for his play in a 20-14 win at Air Force on Oct. 23 ... Punted five times for a 54.8 yard average and 50.8 net punt average with a long of 81 yards. What's amazing about his 54.8 yard average is that one of his punts was inside Air Force territory (for 29 yards) ... If you take away that punt, he averaged 61.3 yards per boot. Matched a career high with four punts inside the 20-yard line ... Had a long of 81 yards, which was the longest in the nation for he week and tied for the fifth-longest punt this season ... Off his five punts, Air Force's average starting field position was the 17.8-yard line ... Also was 2-for-2 in field goal attempts, including a 51-yarder, and 2-for-2 in PATs for eight of SDSU's 20 points in the game ... Also kicked off five times for a perfect 65.0 average with five touchbacks ... Was named the team's special teams player of the week ... **vs. Fresno State (Oct. 30)** ... Was counted onto punt six times against Fresno State with a career-high five landing inside the 20-yard line ... Posted 38.8 average with five of his six punts coming inside the Bulldog side of the field ... Also made both of his PATs ... Missed a 55-yard field goal, which would have been a career long ... Also kicked off three times with all going for touchback ... **at Hawai'i (Nov. 6)** ... Had another good game at Hawai'i on Nov. 6, punting five times for 248 yards, averaging 49.6 yards per boot, with two finishing inside the 20-yard line ... Had a long punt of 79 yards,

which was the longest in the country for the week and the ninth-longest in the country ... His average was somewhat hurt by punting twice inside Hawai'i's territory and another time at the 50 ... When having a full field he punted 79 yards and then 46 for a 62.5 average ... Was 2-for-2 in PATs and 1-for-2 on field goal attempts, making a 39-yarder and only missing a 53-yarder (which would have tied a career long), accounting for five of SDSU's 17 points ... Also kicked off four times with three touchbacks, averaging 64.8 yards per kickoff.

- **2020 (Sophomore):** Earned honorable mention all-Mountain West honors for a second consecutive season as voted on by the league's coaches and media ... Was named to the Lou Groza Award Watch List as the nation's top college placekicker ... Also was a preseason first-team all-Mountain West selection by Phil Steele Magazine and a third-team pick by Athlon Sports ... College Football News deemed him "SDSU's third-best offensive player" ... Played in all eight games on the season, including eight times as the kicker and kickoff specialist, and once as the punter ... Was 10-for-14 (.714) in field goal attempts and 23-for-24 (.958) in PATs ... Led the team with 53 points ... Kicked off 41 times for 2,637 yards (64.3 avg.) with 28 touchbacks ... Also punted five times for 249 yards (49.8 avg.) with four of the five punts going for at least 50 yards and a long of 58 yards ... Two of his five punts landed inside the 20-yard line ... Led the Mountain West in kickoff average (64.32, T-7th in FBS), kickoff touchback percentage (68.29, 15th in FBS), kickoff touchbacks (28, T-29th in FBS), kickoff yards (2,637, 55th in FBS) and total kickoffs (41, T-60th in FBS) ... Also was third in the league in field goals per game (1.25, T-34th in FBS) and field goals (10, T-51st in FBS), sixth in field goal percentage (.714, T-57th in FBS), and seventh in both points (53) and PAT percentage (.958) ... Made both of his field goal attempts and all four PATs against UNLV on Oct. 24, accounting for 10 of the team's 34 points ... Also recorded his first career six punts for 249 yards (49.8 avg.) with a long of 58 yards, with two going inside the 20-yard line ... The 58-yarder was then the longest in an Aztec season opener in their Division I era (since 1969) ... Four of his six punts were for at least 50 yards, while posting a 47.0 net average ... Also kicked off six times for 389 yards for an almost perfect average of 64.8 with three touchbacks ... Was 1-for-3 in field goal attempts at Utah State on Oct. 31, connecting on a 28-yarder after having a 33-yard attempt blocked and missing a 45-yarder ... Made all five of his PATs ... Also kicked off seven times for 450 yards (64.3 avg.) with four touchbacks ... Was perfect in the kicking game against San José State on Nov. 6, making a 34-yard field goal and both of his PATs, while kicking off four times for 260 yards (65.0 avg.) with two touchbacks ... Scored 10 of SDSU's 34 points against Hawai'i on Nov. 14, making both of his field goal attempts (27 and 36 yards) and all four of his PATs ... Also kicked off seven times for a perfect 65.0 average, 455 yards and seven touchbacks ... Made all three of his PATs at Nevada on Nov. 21 ... Did not attempt a field goal, snapping a streak of 17 consecutive games with at least one field goal to start his career ... Also kicked off four times, all going for touchbacks (65.0 avg.) ... Had a 48-yard field goal at Colorado, which tied a career long ... Also missed twice, having a 50-yarder blocked and a 44-yarder go wide right ... Kicked off three times for 186 yards (62.0 avg.) with two touchbacks ... Scored 11 of SDSU's 29 points against Colorado State on Dec. 5, going 3-for-3 in field goal attempts with a long of 40 yards, while making two of three PATs ... The three field goals tied a career high (also at UCLA on Sept. 7, 2019) ... Missed a PAT after SDSU's third touchdown, snapping a streak of 49 PATs without a miss to start his career ... Had multiple field goals for the third time this season and 11th of his career ... Also kicked off seven times for 442 yards (63.1 avg.) with three touchbacks ... Also recorded the first two tackles of his career on kickoffs ... Did not attempt a field goal at No. 14/16 Brigham Young, but made both of his PATs ... Also kicked off three times for 195 yards (65.0 avg.) with all going for touchbacks.
- **2019 (Freshman):** Was named an all-Mountain West honorable-mention selection as voted on by the league's coaches and media ... Also was a second-team all-MW pick by Phil Steele Magazine ... Handled all kicking duties except punting in the 13 games ... Was 22-for-26 (.846) on the season in field goal attempts with a long of 48 yards, while making all 28 of his PATs ... Set a school single-season record with 22 field goals, surpassing John Baron II's 21 in 2016, and tied for fifth in field goal percentage (84.62) ... Led the Aztecs with 94 points (No. 2 was 30) and had more points than the next three players combined (78) ... Also kicked off 65 times for 4,057 yards with 51 touchbacks for a 62.4 kickoff average ... Tied for the FBS lead with a perfect PAT percentage, and led the Mountain West in touchback percentage (78.46, 6th in FBS), field goals (22, T-11th in FBS), field goals per game (1.69, T-12th in FBS), field goal attempts (26, T-15th in FBS) and touchbacks (51, T-16th in FBS), while ranking third in field goal percentage (84.62, 24th) and kickoff average (62.77, 34th in FBS), tied for fourth in kicking points (94, T-47th in FBS), fifth in kickoff yards (4,080, 57th in FBS) and points per game (7.23), sixth in total points (94, T-72nd in FBS) and seventh in kickoffs (65, T-60th in FBS) ... Among freshmen kickers in the country, he ranked first in field goals (22), and was third in field goal percentage (84.62) and eighth in points by kickers (94) ... Was one of only five kickers in FBS play to make at least one field goal in every game (min. 12 games) ... Accounted

for all of San Diego State's points in a 6-0 win over Weber State in the opener, knocking in a pair of field goals (34 and 29 yards) in his first collegiate action ... Also kicked off three times for 195 yards and a perfect average of 65.0 yards per boot ... Was named the Mountain West Special Teams Player of the Week for the first time of his career on Sept. 9 for his play at UCLA when he went 3-for-4 on field goal attempts and 2-for-2 on PATs, while posting five touchbacks in six kickoffs ... Made a then career-long 43-yarder in the first quarter, while his three field goals and 11 points were also a then career best ... His other makes came from 31 and 25, while his lone miss was from 47 yards ... Made multiple field goals for a second straight game ... Made a 40-yard field goal and nailed all four PAT tries at New Mexico State ... Also kicked off six times for 390 yards and a perfect 65.0 average, posting a then career-high six touchbacks ... Made his only field goal attempt from 22 yards and was perfect on two PAT tries vs. Utah State ... Kicked off four times for 244 yards (61.0 avg.) with one touchback ... Made a 22-yard field goal and converted all three PATs at Colorado State ... Also kicked off five times for 323 yards (64.6 avg.) with four touchbacks ... Was 2-for-3 in field goal attempts and 2-for-2 in PATs against Wyoming ... Had a career long of 47 yards in the first quarter ... Also kicked off six times for 390 yards (65.0 avg.), tying a career best with average (65.0) and touchbacks (6) ... Was 2-for-2 on field goal attempts with a long of 41 yards at San José State, while going 3-for-3 in PATs ... Also kicked off six times for 347 yards (57.8 avg.) with four going for touchbacks ... Was 2-for-2 in field goal attempts and 2-for-2 in PATs at UNLV ... Also kicked off five times for five touchbacks and 325 yards for a perfect 65.0 kickoff average ... Was 2-for-2 in field goal attempts and 1-for-1 in PATs vs. Nevada ... Had his fourth straight game with multiple field goals ... Also kicked off four times for 246 yards (61.5 avg.) with three touchbacks ... Made a 22-yard field goal against Fresno State, but later had a 42-yard attempt blocked ... Made both of his PATs ... Also kicked off four times for 260 yards (65.0 avg.) with two touchbacks ... Was 1-for-2 on field goal attempts at Hawai'i, making a 27-yarder, but missing a 48-yarder in the waning moments ... Also kicked off three times for 174 yards (58.0 avg.) with two touchbacks ... Was 2-for-2 in field goal attempts with a long of 44 yards and made his PAT against Brigham Young, accounting for seven of the team's 13 points ... Was 2-for-2 in field goal attempts, including a career-long 48-yard make, and 6-for-6 in PATs against Central Michigan in the New Mexico Bowl, setting a career high with 12 points ... The two field goals gave him 22 for the season, passing John Baron II's (21 in 2016) for the most in SDSU single-season history ... Also finished 22-for-26 (.846) in field goal attempts, tied for the fifth-best mark in SDSU single-season history ... Had multiple field goals for the eighth time on the season and finished with at least one field goal in all 13 games ... Also kicked off a career-high nine times for a career-best nine touchbacks, recording a perfect 65.0 kickoff average for the sixth time of the season.

- **2018 (Redshirt):** Was on the travel squad for the entire season, but ultimately used his red-shirt learning behind two-time all-MW kicker John Baron II.
- **High School:** Kicked and punted for three years at local Rancho Bernardo High School in San Diego, Calif. ... According to MaxPreps, connected on 37 of his 48 field goal attempts for his career with a long of 53 yards ... Also averaged 41.7 yards per punt (120 punts for 5,001 yards) with a long of 71 yards ... Out of 221 kickoffs, 179 went for touchbacks ... Had a solid senior campaign in 2017, making 12 of his 16 field goal attempts with a long of 53 yards, while punting 39 times for 1,712 yards (43.9 avg.) and finishing with touchbacks on 49 of his 51 kickoffs ... Also played some time as a defensive back ... His 37 field goals were a San Diego Section record, breaking former Aztec Nate Tandberg's 34, set from 1993-95 at the same Rancho Bernardo HS ... Was a MaxPreps Sophomore First-Team All-American and a first-team California Medium Schools pick ... A three-time all-CIF San Diego Section Kicker of the Year and two-time Palomar League Kicker of the Year ... A two-star recruit by 247sports and the 19th-best kicker by the outlet ... Also competed in soccer and track and field at RBHS ... In track and field, set the freshmen 110 hurdles and 300 hurdles school records.
- **Personal:** Matthew Ryan Araiza was born May 16, 2000, in San Diego ... Son of Rico and Kerry Araiza ... Also received scholarship offers from Massachusetts and Montana, while being recruited by Stanford, Michigan, UCLA and San Diego ... Is majoring in interdisciplinary studies.

Araiza's Career Statistics

| Kicking | | | | | | | | | | | | |
|---------------|-----------|-----------|-----------|-----------|-------------|------------|--------------|--------------|--------------|------------|-----------|----------|
| Season | GP | GS | FGM | FGA | Pct. | 01-19 | 20-29 | 30-39 | 40-49 | 50+ | Lg. | Blk. |
| 2019 | 13 | 13 | 22 | 26 | .846 | 0-0 | 10-10 | 5-6 | 7-10 | 0-0 | 48 | 0 |
| 2020 | 8 | 8 | 10 | 14 | .714 | 0-0 | 5-5 | 3-4 | 2-4 | 0-1 | 48 | 0 |
| 2021 | 9 | 9 | 10 | 16 | .625 | 0-0 | 2-2 | 3-4 | 2-3 | 3-7 | 53 | 0 |
| Career | 30 | 30 | 42 | 56 | .750 | 0-0 | 17-17 | 11-14 | 11-17 | 3-8 | 53 | 0 |

Kickoffs (Onside Kicks Not Included)

| Season | GP | GS | No. | Yds. | Avg. | TB | OB |
|---------------|-----------|-----------|------------|--------------|-------------|------------|----------|
| 2019 | 13 | 13 | 65 | 4,080 | 62.8 | 51 | 0 |
| 2020 | 8 | 8 | 41 | 2,637 | 64.3 | 28 | 0 |
| 2021 | 9 | 9 | 46 | 2,987 | 64.9 | 38 | 0 |
| Career | 30 | 30 | 152 | 9,704 | 63.8 | 117 | 0 |

Punting

| Season | GP | GS | No. | Yds. | Avg. | Net | TB | FC | I20 | 50+ | Lg. |
|---------------|-----------|-----------|-----------|--------------|-------------|-------------|-----------|-----------|-----------|-----------|-----------|
| 2019 | 13 | 0 | 0 | 0 | 0.0 | 0.0 | 0 | 0 | 0 | 0 | 0 |
| 2020 | 8 | 1 | 5 | 249 | 49.8 | 47.6 | 0 | 0 | 2 | 4 | 58 |
| 2021 | 9 | 9 | 56 | 2,909 | 51.9 | 44.9 | 10 | 15 | 29 | 30 | 86 |
| Career | 30 | 10 | 61 | 3,158 | 51.8 | 45.1 | 10 | 15 | 31 | 34 | 86 |

Career Highs: Points: 12 vs. Towson (9/25/21), vs. Central Michigan (12/21/19); Field Goals: 3 vs. Colorado State (12/5/20), at UCLA (9/7/19); Long Field Goal: 53 at San José State (10/15/21); Punts: 9 vs. Utah (9/18/21), vs. New Mexico State (9/4/21); Punt Yards: 511 vs. New Mexico State (9/4/21); Punt Avg. (min. 2 attempts): 65.7 (3-for-197) vs. Towson (9/25/21); Net Punt Avg. (min. 2 attempts): 59.0 vs. Towson (9/25/21); Punt Long: 86 at San José State (10/15/21); Punt Fair Catches: 4 vs. San José State (10/15/21); Punts Inside 20: 5 vs. Fresno State (10/30/31); Kickoffs: 9 vs. Central Michigan (12/21/19); Touchbacks (KO): 9 vs. Central Michigan (12/21/19); Kickoff Avg. (More than 1 att.): 65.0, 16 times; Tackles: 3 vs. Utah (9/18/21).

2021 Highs: Points: 12 vs. Towson (9/25/21); Field Goals: 2 at Air Force (10/23/21), at San José State (10/15/21), vs. Towson (9/25/21); Long Field Goal: 53 at San José State (10/15/21); Punts: 9 vs. Utah (9/18/21), vs. New Mexico State (9/4/21); Punt Yards: 511 vs. New Mexico State (9/4/21); Punt Avg. (min. 2 attempts): 65.7 (3-for-197) vs. Towson (9/25/21); Net Punt Avg. (min. 2 attempts): 59.0 vs. Towson (9/25/21); Punt Long: 86 at San José State (10/15/21); Punt Fair Catches: 4 vs. San José State (10/15/21); Punts Inside 20: 5 vs. Fresno State (10/30/31); Kickoffs: 8 vs. Towson (9/25/21); Touchbacks (KO): 7 at Arizona (9/11/21); Kickoff Avg. (More than 1 att.): 65.0, six times; Tackles: 3 vs. Utah (9/18/21).

Araiza's Career Game-by-Game

Kicking

| Date | Opponent | GP | GS | PATs | | FGs | | | |
|---------|-----------------------------|----|----|------|------|-----|------|------|-------|
| | | | | Md. | Att. | Md. | Att. | Long | Blkd. |
| A.31.19 | Weber State | 1 | * | 0 | 0 | 2 | 2 | 34 | 0 |
| S.7.19 | at UCLA | 1 | * | 2 | 2 | 3 | 4 | 43 | 0 |
| S.14.19 | at New Mexico State | 1 | * | 4 | 4 | 1 | 1 | 40 | 0 |
| S.21.19 | Utah State* | 1 | * | 2 | 2 | 1 | 1 | 22 | 0 |
| O.5.19 | at Colorado State* | 1 | * | 3 | 3 | 1 | 1 | 22 | 0 |
| O.12.19 | Wyoming* | 1 | * | 2 | 2 | 2 | 3 | 47 | 0 |
| O.19.19 | at San José State* | 1 | * | 3 | 3 | 2 | 2 | 41 | 0 |
| O.26.19 | at UNLV* | 1 | * | 2 | 2 | 2 | 2 | 34 | 0 |
| N.9.19 | Nevada* | 1 | * | 1 | 1 | 2 | 2 | 44 | 0 |
| N.15.19 | Fresno State* | 1 | * | 2 | 2 | 1 | 2 | 22 | 1 |
| N.23.19 | Hawai'i* | 1 | * | 0 | 0 | 1 | 2 | 27 | 0 |
| N.30.19 | Brigham Young | 1 | * | 1 | 1 | 2 | 2 | 44 | 0 |
| D.21.19 | vs. Central Michigan~ | 1 | * | 6 | 6 | 2 | 2 | 48 | 0 |
| O.24.20 | UNLV* | 1 | * | 4 | 4 | 2 | 2 | 27 | 0 |
| O.31.20 | at Utah State* | 1 | * | 5 | 5 | 1 | 3 | 28 | 0 |
| N.6.20 | San José State* | 1 | * | 2 | 2 | 1 | 1 | 34 | 0 |
| N.14.20 | Hawai'i* | 1 | * | 4 | 4 | 2 | 2 | 36 | 0 |
| N.21.20 | at Nevada* | 1 | * | 3 | 3 | 0 | 0 | 0 | 0 |
| N.28.20 | at Colorado | 1 | * | 1 | 1 | 1 | 3 | 48 | 0 |
| D.5.20 | Colorado State* | 1 | * | 2 | 3 | 3 | 3 | 40 | 0 |
| D.12.20 | at No. 14/16 Brigham Young† | 1 | * | 2 | 2 | 0 | 0 | 0 | 0 |
| S.4.21 | New Mexico State | 1 | * | 4 | 4 | 0 | 0 | 0 | 0 |
| S.11.21 | at Arizona | 1 | * | 5 | 5 | 1 | 2 | 32 | 0 |
| S.18.21 | Utah | 1 | * | 4 | 4 | 1 | 3 | 51 | 0 |
| S.25.21 | Towson | 1 | * | 6 | 6 | 2 | 2 | 48 | 0 |
| O.9.21 | New Mexico* | 1 | * | 4 | 4 | 1 | 1 | 40 | 0 |
| O.15.21 | at San José State* | 1 | * | 1 | 1 | 2 | 3 | 53 | 0 |
| O.23.21 | at Air Force* | 1 | * | 2 | 2 | 2 | 2 | 51 | 0 |
| O.30.21 | Fresno State* | 1 | * | 2 | 2 | 0 | 1 | 0 | 0 |

Kicking

| Date | Opponent | GP | GS | PATs | | FGs | | | |
|--------|----------|----|----|------|------|-----|------|------|-------|
| | | | | Md. | Att. | Md. | Att. | Long | Blkd. |
| N.6.21 | Hawai'i* | 1 | * | 2 | 2 | 1 | 2 | 39 | 0 |

Punting

| Date | Opponent | GP | GS | No. | Yds. | Avg. | Net | TB | FC | I20 | Lg |
|---------|--------------------|----|----|-----|------|------|------|----|----|-----|----|
| 0.24.20 | UNLV* | 1 | * | 5 | 249 | 49.8 | 47.0 | 0 | 0 | 2 | 58 |
| S.4.21 | New Mexico State | 1 | * | 9 | 511 | 56.8 | 50.1 | 2 | 0 | 4 | 77 |
| S.11.21 | at Arizona | 1 | * | 7 | 372 | 53.1 | 44.0 | 3 | 1 | 3 | 66 |
| S.18.21 | Utah | 1 | * | 9 | 463 | 51.4 | 36.8 | 0 | 1 | 3 | 64 |
| S.25.21 | Towson | 1 | * | 3 | 197 | 65.7 | 59.0 | 1 | 0 | 2 | 72 |
| 0.9.21 | New Mexico* | 1 | * | 5 | 241 | 48.2 | 42.0 | 1 | 2 | 2 | 64 |
| 0.15.21 | at San José State* | 1 | * | 7 | 370 | 52.9 | 52.9 | 0 | 4 | 4 | 86 |
| 0.23.21 | at Air Force* | 1 | * | 5 | 274 | 54.8 | 50.8 | 0 | 3 | 4 | 81 |
| 0.30.21 | Fresno State* | 1 | * | 6 | 233 | 38.8 | 34.8 | 1 | 3 | 5 | 52 |
| N.6.21 | Hawai'i* | 1 | * | 5 | 248 | 49.6 | 41.6 | 2 | 1 | 2 | 79 |

Kickoffs

| Date | Opponent | GP | GS | No. | Yds. | Avg. | TB | OB |
|---------|----------------------------|----|----|-----|------|------|----|----|
| A.31.19 | Weber State | 1 | * | 3 | 195 | 65.0 | 1 | 0 |
| S.7.19 | at UCLA | 1 | * | 6 | 367 | 61.2 | 5 | 0 |
| S.14.19 | at New Mexico State | 1 | * | 6 | 390 | 65.0 | 6 | 0 |
| S.21.19 | Utah State* | 1 | * | 4 | 244 | 61.0 | 1 | 0 |
| 0.5.19 | at Colorado State* | 1 | * | 5 | 323 | 64.6 | 4 | 0 |
| 0.12.19 | Wyoming* | 1 | * | 6 | 390 | 65.0 | 6 | 0 |
| 0.19.19 | at San José State* | 1 | * | 6 | 347 | 57.8 | 4 | 0 |
| 0.26.19 | at UNLV* | 1 | * | 5 | 325 | 65.0 | 5 | 0 |
| N.9.19 | Nevada* | 1 | * | 4 | 246 | 61.5 | 3 | 0 |
| N.15.19 | Fresno State* | 1 | * | 4 | 260 | 65.0 | 2 | 0 |
| N.23.19 | at Hawai'i* | 1 | * | 3 | 174 | 58.0 | 2 | 0 |
| N.30.19 | Brigham Young | 1 | * | 4 | 234 | 58.5 | 3 | 0 |
| D.21.19 | vs. Central Michigan~ | 1 | * | 9 | 585 | 65.0 | 9 | 0 |
| 0.24.20 | UNLV* | 1 | * | 6 | 389 | 64.8 | 3 | 0 |
| 0.31.20 | at Utah State* | 1 | * | 7 | 450 | 64.3 | 4 | 0 |
| N.6.20 | San José State* | 1 | * | 4 | 260 | 65.0 | 2 | 0 |
| N.14.20 | Hawai'i* | 1 | * | 7 | 455 | 65.0 | 7 | 0 |
| N.21.20 | at Nevada* | 1 | * | 4 | 260 | 65.0 | 4 | 0 |
| N.28.20 | at Colorado | 1 | * | 3 | 186 | 62.0 | 2 | 0 |
| D.5.20 | Colorado State* | 1 | * | 7 | 442 | 63.1 | 3 | 0 |
| D.12.20 | at No. 14/16 Brigham Young | 1 | * | 3 | 195 | 65.0 | 3 | 0 |
| S.4.21 | New Mexico State | 1 | * | 5 | 325 | 65.0 | 5 | 0 |
| S.11.21 | at Arizona | 1 | * | 7 | 455 | 65.0 | 7 | 0 |
| S.18.21 | Utah | 1 | * | 5 | 324 | 64.8 | 4 | 0 |
| S.25.21 | Towson | 1 | * | 8 | 519 | 64.9 | 6 | 0 |
| 0.9.21 | New Mexico* | 1 | * | 6 | 390 | 65.0 | 2 | 0 |
| 0.15.21 | at San José State* | 1 | * | 3 | 195 | 65.0 | 3 | 0 |
| 0.23.21 | at Air Force* | 1 | * | 5 | 325 | 65.0 | 5 | 0 |
| 0.30.21 | Fresno State* | 1 | * | 3 | 195 | 65.0 | 3 | 0 |
| N.6.21 | at Hawai'i* | 1 | * | 4 | 259 | 64.8 | 3 | 0 |

*Bold indicates season high. * - Mountain West game. ~ - 2019 New Mexico Bowl (Dreamstyle Stadium; Albuquerque, N.M.). GS - in this category indicates the player was on the field the first time San Diego State was in the field goal or kickoff formation.*

#38 JAYLON ARMSTEAD

Running Back • RS-Freshman • 5-11 • 220 • Los Angeles, Calif. • Serra HS

- **At San Diego State:** Big body, who could be in the mix for playing time in his second season with the Aztecs ... Enters the Nevada game as the co-backup 'T' running back with senior Chance Bell to projected starting senior Greg Bell.
- **2021 (Freshman):** Has played in seven of the nine games on the season ... Has rushed 19 times for 61 yards (3.2 avg.) with a long of eight yards ... **vs. New Mexico State (Sept. 4)** ... Was on the travel squad but did not play in the opener vs. New Mexico State on Sept. 4 ... **at Arizona (Sept. 11)** ... Logged six snaps late at Arizona (Sept. 11), rushing three times

for 13 yards (4.3 avg.) ... Set career bests in rushing attempts (3), rushing yards (13) and long rush (8) ... **vs. Utah (Sept. 18)** ... Suited up but did not play against Utah on Sept. 18 ... **vs. Towson (Sept. 25)** ... Logged his most playing time of his career against Towson on Sept. 25 in 17 snaps, rushing a career-high 13 times for a career-best 38 yards (2.9 avg.) with a long run of seven yards ... **vs. New Mexico (Oct. 9)** ... Came on late to play five snaps against New Mexico on Oct. 9, rushing three times for 10 yards (3.3 avg.) with a long of seven ... Logged statless special teams snaps at San José State on Oct. 15, at Air Force on Oct. 23, vs. Fresno State on Oct. 30 and at Hawai'i on Nov. 6.

- **2020 (True Freshman):** Played in one game as a true freshman, recording a 5-yard rush ... Did not travel to each of the first five games ... Made the travel roster for the first time at Colorado on Nov. 28, but did not play ... Had his first collegiate appearance the following week at Colorado State (Dec. 5) where he ran once for five yards ... Traveled, but did not play in the season finale at No. 14/16 Brigham Young.
- **High School:** Was a three-year letter winner at Serra High School in Los Angeles ... According to MaxPreps, rushed for 1,230 yards and 17 touchdowns on 165 carries (7.5 avg.) over his career, while adding 22 catches for 237 yards (10.8 avg.) and three touchdowns ... Also ran track and field at Serra High ... A three-star recruit by both Rivals and 247sports ... Received a scout grade of 83 by 247sports.
- **Personal:** Jaylon Ryan Armstead was born May 21, 2001, in Los Angeles ... Son of Dionne Dixon ... Ended up picking the Aztecs over offers from Arizona State, Nevada, UNLV and Northern Arizona ... Is undecided on a major.

Armstead's Career Statistics

| Season | GP | GS | Rushing | | | | Receiving | | | | | | |
|---------------|----------|----------|-----------|-----------|----------|----------|------------|----------|----------|----------|------------|----------|----------|
| | | | Att. | Yds. | TD | Lg. | Avg. | 100+ | No. | Yds. | Avg. | TD | Lg. |
| 2020 | 1 | 0 | 1 | 5 | 0 | 5 | 5.0 | 0 | 0 | 0 | 0.0 | 0 | 0 |
| 2021 | 7 | 0 | 19 | 61 | 0 | 8 | 3.2 | 0 | 0 | 0 | 0.0 | 0 | 0 |
| Career | 8 | 0 | 20 | 66 | 0 | 8 | 3.3 | 0 | 0 | 0 | 0.0 | 0 | 0 |

Career/2021 Highs: Carries: 13 vs. Towson (9/25/21); Rushing Yards: 38 vs. Towson (9/25/21); Long Rush: 8 at Arizona (9/11/21).

Armstead's Career Game-by-Game (Played Only)

| Date | Opponent | GP | GS | Rushing | | | | Receiving | | |
|---------|--------------------|----|----|---------|------|------|----|-----------|------|----|
| | | | | Att. | Yds. | Avg. | TD | No. | Yds. | TD |
| D.5.20 | Colorado State* | 1 | 0 | 1 | 5 | 5.00 | 0 | 0 | 0 | 0 |
| S.11.21 | at Arizona | 1 | 0 | 3 | 13 | 4.33 | 0 | 0 | 0 | 0 |
| S.25.21 | Towson | 1 | 0 | 13 | 38 | 2.92 | 0 | 0 | 0 | 0 |
| 0.9.21 | New Mexico* | 1 | 0 | 3 | 10 | 3.33 | 0 | 0 | 0 | 0 |
| 0.15.21 | at San José State* | 1 | 0 | 0 | 0 | 0.00 | 0 | 0 | 0 | 0 |
| 0.23.21 | at Air Force* | 1 | 0 | 0 | 0 | 0.00 | 0 | 0 | 0 | 0 |
| 0.30.21 | Fresno State* | 1 | 0 | 0 | 0 | 0.00 | 0 | 0 | 0 | 0 |
| N.7.21 | at Hawai'i* | 1 | 0 | 0 | 0 | 0.00 | 0 | 0 | 0 | 0 |

*Bold indicates season high. * - Mountain West game.*

#17 NOAH AVINGER

Cornerback • TR-Freshman • 6-1 • 175 • Cerritos, Calif. • Servite HS

- **At San Diego State:** Is coming off an impressive fall camp, earning praise from the defensive staff as a true freshman ... An athletic DB with good instincts ... Enters the Nevada game as a backup cornerback to senior Tayler Hawkins.
- **2021 (True Freshman):** Has played in all nine games with two starts ... Has 12 tackles (nine solo), 0.5 tackles for loss, an interception, a fumble recovery and a pass breakup ... **vs. New Mexico State (Sept. 4)** ... Started the opener against New Mexico State, becoming the first true freshman Aztec cornerback to start since Leon McFadden in 2009 and just the third true freshman to start on defense since 2009 (also S Tariq Thompson in 2017) ... Finished with five tackles (four solo) in 36 snaps ... **at Arizona (Sept. 11)** ... Came off the bench the following game at Arizona on Sept. 11, registering a solo stop in 30 snaps ... **vs. Utah (Sept. 18)** ... Had a pair of solo tackles in 25 snaps in a reserve role against Utah on Sept. 18, including the final drive in regulation and all three overtimes with sixth-year senior Tayler Hawkins nursing an injury ... **vs. Towson (Sept. 25)** ... Was named the Mountain West Freshman of the Week on Sept. 27 for his play against Towson (Sept. 25) when he came up with three tackles (two solo), including 0.5 tackles for loss, an interception and a pass breakup in just his second career start as a true freshman ... The interception led to a Jordan Byrd rushing touchdown to put the Aztecs up, 35-14, early in the third quarter ... The interception was one of the keys to a third

quarter that saw SDSU outscore Towson, 24-0, and limit the Tigers to just four total yards ... In all, Towson had just 13 yards of total offense against San Diego State in the second half ... The 1/2 tackle for loss and pass breakup were also the first of his career ... **vs. New Mexico (Oct. 9)** ... Logged a solo tackle in 10 snaps off the bench against New Mexico on Oct. 9 ... **at San Jose State (Oct. 15)** ... Played eight statless snaps off the bench at San José State on Oct. 15 and some time on special teams ... **at Air Force (Oct. 23)** ... Came off the bench for 18 snaps at Air Force on Oct. 23, recording a fumble recovery on a Trenton Thompson tackle ... The recovery led to a Matt Araiza 51-yard field goal ... It was the first fumble recovery of his career ... **vs. Fresno State (Oct. 30)** ... Played on special teams against Fresno State on Oct. 30 ... **at Hawai'i (Nov. 6)** ... Logged 15 snaps on defense at Hawai'i without recording a stat.

- **High School:** Was a four-year letter winner at Servite High School in Anaheim, Calif. ... Was a two-time all-state selection and two-time all-Trinity League pick ... Did a little bit of everything for the Friars, working as a cornerback, wide receiver, kick returner and punt returner ... According to MaxPreps, amassed 65 tackles (39 solo) with five interceptions over the last two contested seasons in 2018-19 (2020 season was postponed because of the COVID-19 pandemic) ... Also caught 24 passes for 377 yards (15.7 avg.) and two touchdowns ... A scholar-athlete and member of the honor roll at SHS ... Also ran track at Servite HS, specializing in the 100 and 200 meters ... A consensus three-star recruit by Rivals, 247sports and ESPN ... Received a scout grade of 88 by 247sports and 78 by ESPN ... Rated as the 40th-best cornerback in the 2021 signing class by 247sports and the 46th overall recruit in the state of California.
- **Personal:** Noah Capone Avinger was born Sept. 28, 2001, in Long Beach, Calif. ... Son of Skinner and Nicole Avinger ... Picked San Diego State over offers from Oregon, Utah, Arizona State, Washington State, Oregon State, Arizona, Boston College, Kansas, Boise State, Brigham Young, Colorado State, Hawai'i, Utah State and UNLV ... Brother, Lucky, is a junior running back with the Aztecs ... Is majoring in business ... Enjoys fishing and swimming in his spare time.

N. Avinger's Career Statistics

| Season | GP | GS | UA | A | TT | TFL | Sk | Int. | PBU | FF | FR |
|---------------|----------|----------|----------|----------|-----------|------------|------------|----------|----------|----------|----------|
| 2021 | 9 | 2 | 9 | 3 | 12 | 0.5 | 0.0 | 1 | 1 | 0 | 1 |
| Career | 9 | 2 | 9 | 3 | 12 | 0.5 | 0.0 | 1 | 1 | 0 | 1 |

Career/2021 Highs: Tackles: 5 vs. New Mexico State (9/4/21); Tackles For Loss: 0.5 vs. Towson (9/25/21); Interceptions: 1 vs. Towson (9/25/21); Pass Breakups: 1 vs. Towson (9/25/21); Fumble Recoveries: 1 at Air Force (10/23/21).

N. Avinger's Career Game-by-Game

| Date | Opponent | GP | GS | UA | A | TT | TFL | Sk. | Int. | PBU | FF | FR |
|---------|--------------------|----|----|----|---|----|-----|-----|------|-----|----|----|
| S.4.21 | New Mexico State | 1 | 1 | 4 | 1 | 5 | 0.0 | 0.0 | 0 | 0 | 0 | 0 |
| S.11.21 | at Arizona | 1 | 0 | 1 | 0 | 1 | 0.0 | 0.0 | 0 | 0 | 0 | 0 |
| S.18.21 | Utah | 1 | 0 | 1 | 1 | 2 | 0.0 | 0.0 | 0 | 0 | 0 | 0 |
| S.25.21 | Towson | 1 | 1 | 2 | 1 | 3 | 0.5 | 0.0 | 1 | 1 | 0 | 0 |
| O.9.21 | New Mexico* | 1 | 0 | 1 | 0 | 1 | 0.0 | 0.0 | 0 | 0 | 0 | 0 |
| O.15.21 | at San José State* | 1 | 0 | 0 | 0 | 0 | 0.0 | 0.0 | 0 | 0 | 0 | 0 |
| O.23.21 | at Air Force* | 1 | 0 | 0 | 0 | 0 | 0.0 | 0.0 | 0 | 0 | 0 | 1 |
| O.30.21 | Fresno State* | 1 | 0 | 0 | 0 | 0 | 0.0 | 0.0 | 0 | 0 | 0 | 0 |
| N.6.21 | at Hawai'i* | 1 | 0 | 0 | 0 | 0 | 0.0 | 0.0 | 0 | 0 | 0 | 0 |

*Bold indicates season high. * - Mountain West game.*

#2 KESHAWN BANKS (key-shawn)

Defensive End • Senior • 6-4 • 265 • Rio Rancho, N.M. • Rio Rancho HS

- **At San Diego State:** Talented, defensive end who had a solid 2018 fall camp and played immediately as a true freshman ... Then earned all-Mountain West honors as a sophomore in 2019 and again in 2020 ... Enters the weekend as the projected starter at right defensive end.
- **2021 (Senior):** Has been named a preseason second-team all-Mountain West selection by Lindy's Sports ... Has been rated as "SDSU's fifth-best defensive player" by College Football News and a "player to watch" by Lindy's Sports ... Has started the team's nine games ... Has 26 tackles (12 solo), including six tackles for loss for 26 yards, two sacks, two pass breakups and 12 quarterback hurries ... According to Pro Football Focus, he ranks in a tie for third in the Mountain West in quarterback hits (11), seventh in quarterback pressures (sacks/hits/hurries) (37) and a tie for ninth in quarterback hurries (23) ... **vs. New Mexico State (Sept. 4)** ... Started the opener against New Mexico State on Sept. 4, making one pass breakup in 59 snaps ... The PBU led to an Andrew Aleki interception returned for a touchdown ... **at Arizona**

- (Sept. 11) ... Recorded three tackles (one solo) with a 4-yard tackle for loss in 40 snaps in a start at Arizona, receiving the highest defensive grade (79.0) according to Pro Football Focus ... **vs. Utah (Sept. 18)** ... Came up with a solo tackle (5-yard loss), a pass breakup and two quarterback hurries in 79 snaps against Utah ... Ended up with the highest defensive grade (87.5, min. 10 snaps) of his career ... **vs. Towson (Sept. 25)** ... Started again vs. Towson on Sept. 25, recording a quarterback hurry in 45 snaps ... **vs. New Mexico (Oct. 9)** ... Had a season-high and career-high-tying six tackles (two solo) in a start against New Mexico on Oct. 9 ... Added 0.5 tackles for loss and a quarterback hurry ... Ended up playing 44 of the team's 62 defensive snaps in the game ... **at San José State (Oct. 15)** ... Came up with five tackles (three solo) and two quarterback hurries in 72 defensive snaps in a start at San José State on Oct. 15 ... **at Air Force (Oct. 23)** ... Logged two tackles (both solo), including a 2-yard tackle for loss, and a quarterback hurry in 56 snaps in a start at Air Force on Oct. 23 ... Was named one of SDSU's defensive players of the game ... **vs. Fresno State (Oct. 30)** ... Had a productive game against Fresno State on Oct. 30, totaling five tackles, including a 6-yard tackle for loss, and four quarterback hurries ... Played in 70 of the team's 81 defensive snaps ... **at Hawai'i (Nov. 6)** ... Had a good game in 55 snaps at Hawai'i on Nov. 6, recording four tackles (two solo), including 1.5 sacks (and TFL) for eight yards and a quarterback hurry.
- **2020 (Junior):** Was chosen as a honorable-mention all-Mountain West selection by the league's media and coaches ... Was named a preseason first-team all-Mountain West selection by the league's media, Athlon Sports, Phil Steele Magazine and College Football News ... CFN had him as the "16th-rated player in the MW" and "SDSU's fourth-best defensive player" ... Was listed as "One of SDSU's five-best returning players" ... Has started the team's first seven games before missing the season finale at No. 14/16 Brigham Young with an injury ... Had 14 tackles (nine solo), including five tackles for loss, a forced fumble, fumble recovery and six quarterback hurries ... Ranked in a tie for eighth in the Mountain West with one fumble recovery ... Started for the 14th straight time in the opener against UNLV on Oct. 24, making five tackles (four solo) with a tackle for loss ... Had one solo tackle in a start at Utah State on Oct. 31, which went down as a 7-yard tackle for loss and forced fumble ... The forced fumble was the first of his career ... Also added a quarterback hurry ... Had a solo tackle (1-yard TFL) and a quarterback hurry in a start against San José State on Nov. 6 ... Had a good all around game vs. Hawai'i on Nov. 14 with one assisted tackle, which went down as half tackle for loss, a fumble recovery and a game-high-tying two quarterback hurries ... The fumble recovery was the first of his career and led to an Aztec field goal ... Did not record a stat in a start at Nevada on Nov. 21 ... Had a big game in a start at Colorado on Nov. 28 with a career-high six tackles (three solo), including a season-high 1.5 tackles for a loss of 10 yards ... Started against Colorado State on Dec. 5, where he picked up a pair of quarterback hurries ... Missed the game at No. 14/16 Brigham Young with an injury, snapping a streak of 25 straight games played and 20 consecutive starts.
- **2019 (Sophomore):** Was named to the all-Mountain West second team as voted on by the league's coaches and media ... Also garnered second-team all-MW honors from Phil Steele Magazine ... Started each of the team's 13 games on the season ... Had 43 tackles (21 solo) on the season, including a team-high 13.5 tackles for loss for 50 yards and 4.5 sacks for 26 yards, a pass breakup and nine quarterback hurries ... Ranked fourth in the Mountain West in tackles for loss per game (1.04) ... Earned the start for the first time of his career in the opener with Weber State, making three tackles (two solo), including 1.5 tackles for loss for five yards ... Followed with a 4-yard tackle for loss at UCLA in 47 snaps ... Had the best game of his young career at New Mexico State, making five tackles (three solo), including two sacks (and TFL) for 12 yards, with his first career pass breakup ... For his efforts was named to the Pro Football Focus Mountain West Team of the Week for the first time of his career ... The two sacks and two tackles for loss were both a career best ... Made two assisted tackles in a start vs. Utah State, playing 68 of the 77 snaps in the game ... Tied a career high with five stops in 45 snaps in a start at Colorado State, including 0.5 sacks and 1.5 tackles for loss ... Tied a career high with five tackles (three solo) with a tackle for loss in a start vs. Wyoming, playing all the defensive snaps (54) for the first time of his career ... Started again at San José State, making one tackle that went down as a 1/2 sack with Cameron Thomas and adding a quarterback hurry, while playing 46 snaps in the game ... Had another good start at UNLV, making three tackles, including 1.5 sacks (and 1.5 TFL) for eight yards and a quarterback hurry in 67 snaps ... Made two tackles in 49 snaps in a start vs. Nevada ... Made his 10th straight start vs. Fresno State, recording five tackles (two solo) ... Also had a tackle for loss and three quarterback hurries over the 45 snaps ... Had four tackles (three solo) with two tackles for loss of six yards and a pair of quarterback hurries in a start and 57 snaps at Hawai'i ... Had another good game against Brigham Young, making five tackles (two solo) with 1.5 tackles for loss and a quarterback hurry in 72 snaps ... Had two solo stops in front his hometown in the New Mexico Bowl against Central Michigan across 39 snaps.

- **2018 (True Freshman):** Played 12 of the team's 13 games on the season as a true freshman, missing the Nevada game with an injury ... Had seven tackles with one tackle for loss and a quarterback hurry ... Played in the opener at No. 13/13 Stanford, making an assisted tackle off the bench in 18 snaps ... Also played in a reserve role against Sacramento State (16 snaps), but did not find the stat sheet ... Had a solo stop against No. 23/25 Arizona State (18 snaps), which went down as a 2-yard loss ... It was the first tackle for loss of his career ... Made an assisted tackle in 15 snaps in a reserve role against Eastern Michigan ... Had a career-best two stops in 20 snaps at rv/No. 24 Boise State ... Played even more the following week against Air Force, making one assisted tackle and adding one quarterback hurry in a career-high 30 snaps in a reserve role ... Was unable to find the stat sheet against San José State ... Did not travel to play at Nevada while in concussion protocol ... Came back to play nine statless snaps at New Mexico, 12 statless snaps vs. UNLV, 11 statless snaps at Fresno State and eight statless snaps vs. Hawai'i ... Had an assisted tackle in 23 snaps vs. Ohio in the DXL Frisco Bowl.
- **High School:** Three-year letter winner at Rio Rancho High School in Rio Rancho, N.M., in the Albuquerque area ... Led the Rams to a 13-0 record and state championship in 2016, and a 9-3 mark in 2017 ... Had 133 tackles over his three years according to MaxPreps, including 37 tackles for loss, 18 sacks, eight pass deflections, three forced fumbles, three fumble recoveries and an interception ... Registered 55 tackles, 20 TFL, 10 sacks, four pass deflections, a forced fumble and two recoveries as a senior in 2017 ... Played in the North-South all-star game ... Earned all-state, all-metro and all-district accolades, and was named the metro defensive player of the year ... A three-star recruit by 247sports and a two-star recruit from Rivals ... Rated as the third-best recruit in New Mexico by 247sports ... Also lettered for three years with the basketball team and twice on the track and field squad.
- **Personal:** Keshawn Duvall Banks was born Dec. 21, 1999, in Albuquerque, N.M. ... Son of Jacinda Baker and Gary Allison (stepdad) ... Picked the Aztecs over Colorado State, Wyoming, UNLV, New Mexico and New Mexico State ... Is majoring in interdisciplinary studies.

Banks' Career Statistics

| Season | GP | GS | UA | A | TT | TFL | Sk | Int. | PBU | FF | FR |
|---------------|-----------|-----------|-----------|-----------|-----------|-------------|------------|----------|----------|----------|----------|
| 2018 | 12 | 0 | 1 | 6 | 7 | 1.0 | 0.0 | 0 | 0 | 0 | 0 |
| 2019 | 13 | 13 | 21 | 22 | 43 | 13.5 | 4.5 | 0 | 1 | 0 | 0 |
| 2020 | 7 | 7 | 9 | 5 | 14 | 5.0 | 0.0 | 0 | 0 | 1 | 1 |
| 2021 | 9 | 9 | 12 | 14 | 26 | 6.0 | 2.0 | 0 | 2 | 0 | 0 |
| Career | 41 | 29 | 43 | 47 | 90 | 25.5 | 6.5 | 0 | 3 | 2 | 1 |

Career Highs: Tackles: 6 vs. New Mexico (10/9/21), at Colorado (11/28/20); Tackles For Loss: 2.0 at Hawai'i (11/23/19), at New Mexico State (9/14/19); Sacks: 2.0 at New Mexico State (9/14/19); Pass Breakups: 1 vs. Utah (9/18/21), vs. New Mexico State (9/4/21), at New Mexico State (9/14/19); Forced Fumbles: 1 at Utah State (10/31/20); Fumble Recoveries: 1 vs. Hawai'i (11/14/20).

2021 High: Tackles: 6 vs. New Mexico (10/9/21); Tackle For Loss: 1.5 at Hawai'i (11/6/21); Sacks: 1.5 at Hawai'i (11/6/21); Pass Breakups: 1 vs. Utah (9/18/21), New Mexico State (9/4/21).

Banks' Career Game-by-Game

| Date | Opponent | GP | GS | UA | A | TT | TFL | Sk. | Int. | PBU | FF | FR |
|---------|---------------------------|--------------------------------|----|----|---|----|-----|-----|------|-----|----|----|
| A.31.18 | at No. 13/13 Stanford | 1 | 0 | 0 | 1 | 1 | 0.0 | 0.0 | 0 | 0 | 0 | 0 |
| S.8.18 | Sacramento State | 1 | 0 | 0 | 0 | 0 | 0.0 | 0.0 | 0 | 0 | 0 | 0 |
| S.15.18 | No. 23/25 Arizona State | 1 | 0 | 1 | 0 | 1 | 1.0 | 0.0 | 0 | 0 | 0 | 0 |
| S.22.18 | Eastern Michigan | 1 | 0 | 0 | 1 | 1 | 0.0 | 0.0 | 0 | 0 | 0 | 0 |
| O.6.18 | at rv/No. 24 Boise State* | 1 | 0 | 0 | 2 | 2 | 0.0 | 0.0 | 0 | 0 | 0 | 0 |
| O.12.18 | Air Force* | 1 | 0 | 0 | 1 | 1 | 0.0 | 0.0 | 0 | 0 | 0 | 0 |
| O.20.18 | San José State* | 1 | 0 | 0 | 0 | 0 | 0.0 | 0.0 | 0 | 0 | 0 | 0 |
| O.27.18 | at Nevada* | --- Did Not Play - Injured --- | | | | | | | | | | |
| N.3.18 | at New Mexico* | 1 | 0 | 0 | 0 | 0 | 0.0 | 0.0 | 0 | 0 | 0 | 0 |
| N.10.18 | UNLV* | 1 | 0 | 0 | 0 | 0 | 0.0 | 0.0 | 0 | 0 | 0 | 0 |
| N.17.18 | at Fresno State* | 1 | 0 | 0 | 0 | 0 | 0.0 | 0.0 | 0 | 0 | 0 | 0 |
| N.24.18 | Hawai'i | 1 | 0 | 0 | 0 | 0 | 0.0 | 0.0 | 0 | 0 | 0 | 0 |
| D.19.18 | vs. New Mexico# | 1 | 0 | 0 | 1 | 1 | 0.0 | 0.0 | 0 | 0 | 0 | 0 |
| A.31.19 | Weber State | 1 | 1 | 2 | 1 | 3 | 1.5 | 0.0 | 0 | 0 | 0 | 0 |
| S.7.19 | at UCLA | 1 | 1 | 1 | 0 | 1 | 1.0 | 0.0 | 0 | 0 | 0 | 0 |
| S.14.19 | at New Mexico State | 1 | 1 | 3 | 2 | 5 | 2.0 | 2.0 | 0 | 1 | 0 | 0 |
| S.21.19 | Utah State* | 1 | 1 | 0 | 2 | 2 | 0.0 | 0.0 | 0 | 0 | 0 | 0 |
| O.5.19 | at Colorado State* | 1 | 1 | 1 | 4 | 5 | 1.5 | 0.5 | 0 | 0 | 0 | 0 |
| O.12.19 | Wyoming* | 1 | 1 | 3 | 2 | 5 | 1.0 | 0.0 | 0 | 0 | 0 | 0 |

| Date | Opponent | GP | GS | UA | A | TT | TFL | Sk. | Int. | PBU | FF | FR |
|---------|----------------------------|--------------------------------|----|----|---|----|-----|-----|------|-----|----|----|
| O.19.19 | at San José State* | 1 | 1 | 0 | 1 | 1 | 0.5 | 0.5 | 0 | 0 | 0 | 0 |
| O.26.19 | at UNLV* | 1 | 1 | 1 | 2 | 3 | 1.5 | 1.5 | 0 | 0 | 0 | 0 |
| N.9.19 | Nevada* | 1 | 1 | 1 | 1 | 2 | 0.0 | 0.0 | 0 | 0 | 0 | 0 |
| N.15.19 | Fresno State* | 1 | 1 | 2 | 3 | 5 | 1.0 | 0.0 | 0 | 0 | 0 | 0 |
| N.23.19 | at Hawai'i* | 1 | 1 | 3 | 1 | 4 | 2.0 | 0.0 | 0 | 0 | 0 | 0 |
| N.30.19 | Brigham Young | 1 | 1 | 2 | 3 | 5 | 1.5 | 0.0 | 0 | 0 | 0 | 0 |
| D.21.19 | vs. Central Michigan~ | 1 | 1 | 2 | 0 | 2 | 0.0 | 0.0 | 0 | 0 | 0 | 0 |
| O.24.20 | UNLV* | 1 | 1 | 4 | 1 | 5 | 1.0 | 0.0 | 0 | 0 | 0 | 0 |
| O.31.20 | at Utah State* | 1 | 1 | 1 | 0 | 1 | 1.0 | 0.0 | 0 | 0 | 1 | 0 |
| N.6.20 | San José State* | 1 | 1 | 1 | 0 | 1 | 1.0 | 0.0 | 0 | 0 | 0 | 0 |
| N.14.20 | Hawai'i* | 1 | 1 | 0 | 1 | 1 | 0.5 | 0.0 | 0 | 0 | 0 | 1 |
| N.21.20 | at Nevada* | 1 | 1 | 0 | 0 | 0 | 0.0 | 0.0 | 0 | 0 | 0 | 0 |
| N.28.20 | at Colorado | 1 | 1 | 3 | 3 | 6 | 1.5 | 0.0 | 0 | 0 | 0 | 0 |
| D.5.20 | Colorado State* | 1 | 1 | 0 | 0 | 0 | 0.0 | 0.0 | 0 | 0 | 0 | 0 |
| D.12.20 | at No. 14/16 Brigham Young | --- Did Not Play - Injured --- | | | | | | | | | | |
| S.4.21 | New Mexico State | 1 | 1 | 0 | 0 | 0 | 0.0 | 0.0 | 0 | 1 | 0 | 0 |
| S.11.21 | at Arizona | 1 | 1 | 1 | 2 | 3 | 1.0 | 0.0 | 0 | 0 | 0 | 0 |
| S.18.21 | Utah | 1 | 1 | 1 | 1 | 2 | 1.0 | 0.0 | 0 | 0 | 0 | 0 |
| S.25.21 | Towson | 1 | 1 | 0 | 0 | 0 | 0.0 | 0.0 | 0 | 0 | 0 | 0 |
| O.9.21 | New Mexico* | 1 | 1 | 2 | 4 | 6 | 0.5 | 0.5 | 0 | 0 | 0 | 0 |
| O.15.21 | at San José State* | 1 | 1 | 3 | 2 | 5 | 0.0 | 0.0 | 0 | 0 | 0 | 0 |
| O.23.21 | at Air Force* | 1 | 1 | 2 | 0 | 2 | 1.0 | 0.0 | 0 | 0 | 0 | 0 |
| O.30.21 | Fresno State* | 1 | 1 | 1 | 4 | 5 | 1.0 | 0.0 | 0 | 0 | 0 | 0 |
| N.6.21 | at Hawai'i* | 1 | 1 | 2 | 2 | 4 | 1.5 | 1.5 | 0 | 0 | 0 | 0 |

*Bold indicates season high. * - Mountain West game. # - 2018 DXL Frisco Bowl (Toyota Stadium; Frisco, Texas). ~ - 2019 New Mexico Bowl (Dreamstyle Stadium; Albuquerque, N.M.).*

#27 CEDARIOUS BARFIELD

Safety • Junior • 5-11 • 195 • El Paso, Texas • El Dorado HS

- **At San Diego State:** A physical DB who made the move to safety from cornerback in the spring season ... In 2019 worked behind All-American Luq Barcoo and all-Mountain West performer Darren Hall at cornerback ... Mainly was on special teams in 2019, only seeing defensive action late in the bowl game ... Enters the Nevada game as the projected starting boundary warrior.
- **2021 (Junior):** Has started eight games at boundary warrior and has played in all nine ... Has 38 tackles (24 solo) with two tackles for a loss, three pass breakups and a quarterback hurry ... **vs. New Mexico State (Sept. 4)** ... Made his first career start at safety and fifth overall in the opener against New Mexico State on Sept. 4, recording three tackles (one solo), including 0.5 tackles for loss and a quarterback hurry ... Was one of only two Aztecs on defense to play all 85 snaps (also Patrick Morris) ... **at Arizona (Sept. 11)** ... Made four tackles (three solo) with a 1-yard tackle for loss and a pass breakup at Arizona on Sept. 11, playing all 58 snaps ... **vs. Utah (Sept. 18)** ... Came up with a then career-high six tackles (four solo) in a start against Utah on Sept. 18, adding 0.5 tackles for loss and a pass breakup ... Played every snap (93) for the third straight game ... **vs. Towson (Sept. 25)** ... Had four stops (three solo) and a pass breakup while playing all 60 snaps against Towson on Sept. 25 ... **vs. New Mexico (Oct. 9)** ... Came up with a solo tackle in 59 snaps in a start against New Mexico on Oct. 9 ... **at San José State (Oct. 15)** ... Logged a career-high seven tackles (three solo) in all 81 defensive snaps in a start at San José State ... **at Air Force (Oct. 23)** ... Came off the bench for the first time of the season at Air Force on Oct. 23, registering five tackles (three solo) in just 18 snaps ... **vs. Fresno State (Oct. 30)** ... Logged four tackles (two solo) against Fresno State on Oct. 30, playing all 81 snaps in the game ... **at Hawai'i (Nov. 6)** ... Had four solo tackles in a start at Hawai'i on Nov. 6 across 64 of the 68 possible defensive snaps.
- **2020 (Sophomore):** Started four games at boundary cornerback and played in seven of eight, registering 13 tackles (nine solo), including two tackles for loss, and a pass breakup ... Started for the first time of his career against UNLV on Oct. 24, coming up with four stops (three solo), two tackles for loss and a pass breakup ... Started for the second straight game at Utah State on Oct. 31, recording four tackles (three solo) ... Earned a third straight start at San José State on Nov. 6, recording four tackles (three solo) ... Started again against Hawai'i on Nov. 14 without recording a stat ... Came off the bench for the first time of the season at Nevada on Nov. 21, making one assisted stop ... Played on special teams at Colorado on Nov. 28 without recording a stat ... Did not play against Colorado State on Dec. 5 for the first time of the season

... Logged statless times on special teams at No. 14/16 Brigham Young.

- **2019 (Freshman):** Played in nine games on the season, mostly on special teams ... Finished with one pass breakup ... Made his collegiate debut on special teams at UCLA on Sept. 7 ... Also played on special teams at New Mexico State, vs. Utah State, at Colorado State, vs. Wyoming, at San José State, at UNLV, vs. Brigham Young and against Central Michigan in the New Mexico Bowl ... Played snaps late in the bowl game, nearly coming up with an interception, but settling for a pass breakup ... Did not play in the opener vs. Weber State, and in games vs. Nevada, vs. Fresno State and at Hawai'i.
- **2018 (Redshirt):** Redshirted his first season at SDSU.
- **High School:** A three-year letter winner at El Dorado High School in El Paso, Texas ... Played on four district championship teams ... Played a bit of everything at El Dorado HS, including quarterback, wide receiver, cornerback, kick returner, punt returner and punter ... According to MaxPreps, was 369-for-602 (61.3 pct.) over his three seasons at quarterback for 59 touchdowns against just eight interceptions, while rushing for 3,760 yards and 58 touchdowns on 358 attempts (10.5 avg.) ... Threw for 2,220 yards and 23 touchdowns in 2017, and rushed for 1,668 yards and 28 touchdowns on 166 carries (10.0 avg.) ... In 2016, threw for 3,069 yards and 33 touchdowns, and rushed for 1,582 yards and 22 scores on 134 attempts (11.8 avg.) ... Was a second-team all-state selection, a two-time 6A MVP and the El Paso Times MVP ... A three-star recruit by both Rivals and 247sports ... Also lettered on the basketball team and track and field team ... Made the all-defensive team in basketball ... Was all-region choir and an all-academic pick in both football and basketball.
- **Personal:** Cedarius E. Barfield was born Feb. 14, 2000 ... Son of Cedric and Ellashia Barfield ... Chose San Diego State over offers from New Mexico, Southern Miss, UTEP, Air Force, Navy, Army West Point, New Mexico State and North Dakota ... Is majoring in computer science.

Barfield's Career Statistics

| Season | GP | GS | UA | A | TT | TFL | Sk | Int. | PBU | FF | FR |
|---------------|-----------|-----------|-----------|-----------|-----------|------------|------------|----------|----------|----------|----------|
| 2019 | 9 | 0 | 0 | 0 | 0 | 0.0 | 0.0 | 0 | 1 | 0 | 0 |
| 2020 | 7 | 4 | 9 | 4 | 13 | 2.0 | 0.0 | 0 | 1 | 0 | 0 |
| 2021 | 9 | 8 | 24 | 14 | 38 | 2.0 | 0.0 | 0 | 3 | 0 | 0 |
| Career | 25 | 12 | 33 | 18 | 51 | 4.0 | 0.0 | 0 | 5 | 0 | 0 |

Career Highs: Tackles: 7 at San José State (10/15/21); Tackles For Loss: 2.0 vs. UNLV (10/24/20); Pass Breakups: 1, five times.

2021 Highs: Tackles: 7 at San José State (10/15/21); Tackles For Loss: 1.0 at Arizona (9/11/21); Pass Breakups: 1 vs. Towson (9/25/21), vs. Utah (9/18/21), at Arizona (9/11/21).

Barfield's Career Game-by-Game

| Date | Opponent | GP | GS | UA | A | TT | TFL | Sk | Int. | PBU | FF | FR |
|---------|----------------------------|----|----|----|---|----|-----|-----|------|-----|----|----|
| A.31.19 | Weber State | | | | | | | | | | | |
| S.7.19 | at UCLA | 1 | 0 | 0 | 0 | 0 | 0.0 | 0.0 | 0 | 0 | 0 | 0 |
| S.14.19 | at New Mexico State | 1 | 0 | 0 | 0 | 0 | 0.0 | 0.0 | 0 | 0 | 0 | 0 |
| S.21.19 | Utah State* | 1 | 0 | 0 | 0 | 0 | 0.0 | 0.0 | 0 | 0 | 0 | 0 |
| O.5.19 | at Colorado State* | 1 | 0 | 0 | 0 | 0 | 0.0 | 0.0 | 0 | 0 | 0 | 0 |
| O.12.19 | Wyoming* | 1 | 0 | 0 | 0 | 0 | 0.0 | 0.0 | 0 | 0 | 0 | 0 |
| O.19.19 | at San José State* | 1 | 0 | 0 | 0 | 0 | 0.0 | 0.0 | 0 | 0 | 0 | 0 |
| O.26.19 | at UNLV* | 1 | 0 | 0 | 0 | 0 | 0.0 | 0.0 | 0 | 0 | 0 | 0 |
| N.9.19 | Nevada* | | | | | | | | | | | |
| N.15.19 | Fresno State* | | | | | | | | | | | |
| N.23.19 | at Hawai'i* | | | | | | | | | | | |
| N.30.19 | Brigham Young | 1 | 0 | 0 | 0 | 0 | 0.0 | 0.0 | 0 | 0 | 0 | 0 |
| D.21.19 | vs. Central Michigan~ | 1 | 0 | 0 | 0 | 0 | 0.0 | 0.0 | 0 | 1 | 0 | 0 |
| O.24.20 | UNLV* | 1 | 1 | 3 | 1 | 4 | 2.0 | 0.0 | 0 | 1 | 0 | 0 |
| O.31.20 | at Utah State* | 1 | 1 | 3 | 1 | 4 | 0.0 | 0.0 | 0 | 0 | 0 | 0 |
| N.6.20 | San José State* | 1 | 1 | 3 | 1 | 4 | 0.0 | 0.0 | 0 | 0 | 0 | 0 |
| N.14.20 | Hawai'i* | 1 | 1 | 0 | 0 | 0 | 0.0 | 0.0 | 0 | 0 | 0 | 0 |
| N.21.20 | at Nevada* | 1 | 0 | 0 | 1 | 1 | 0.0 | 0.0 | 0 | 0 | 0 | 0 |
| N.28.20 | at Colorado | 1 | 0 | 0 | 0 | 0 | 0.0 | 0.0 | 0 | 0 | 0 | 0 |
| D.5.20 | Colorado State* | | | | | | | | | | | |
| D.12.20 | at No. 14/16 Brigham Young | 1 | 0 | 0 | 0 | 0 | 0.0 | 0.0 | 0 | 0 | 0 | 0 |
| S.4.21 | New Mexico State | 1 | 1 | 1 | 2 | 3 | 0.5 | 0.0 | 0 | 0 | 0 | 0 |
| S.11.21 | at Arizona | 1 | 1 | 3 | 1 | 4 | 1.0 | 0.0 | 0 | 1 | 0 | 0 |
| S.18.21 | Utah | 1 | 1 | 4 | 2 | 6 | 0.5 | 0.0 | 0 | 1 | 0 | 0 |
| S.25.21 | Towson | 1 | 1 | 3 | 1 | 4 | 0.0 | 0.0 | 0 | 1 | 0 | 0 |
| O.9.21 | New Mexico* | 1 | 0 | 1 | 1 | 2 | 0.0 | 0.0 | 0 | 0 | 0 | 0 |
| O.15.21 | at San José State* | 1 | 0 | 0 | 0 | 0 | 0.0 | 0.0 | 0 | 0 | 0 | 0 |
| O.23.21 | at Air Force* | 1 | 0 | 1 | 0 | 1 | 0.0 | 0.0 | 0 | 0 | 0 | 0 |
| O.30.21 | Fresno State* | 1 | 0 | 0 | 0 | 0 | 0.0 | 0.0 | 0 | 0 | 0 | 0 |
| N.6.21 | at Hawai'i* | 1 | 0 | 1 | 1 | 2 | 0.0 | 0.0 | 0 | 0 | 0 | 1 |

| Date | Opponent | GP | GS | UA | A | TT | TFL | Sk | Int. | PBU | FF | FR |
|---------|--------------------|----|----|----|---|----|-----|-----|------|-----|----|----|
| O.15.21 | at San José State* | 1 | 1 | 3 | 4 | 7 | 0.0 | 0.0 | 0 | 0 | 0 | 0 |
| O.23.21 | at Air Force* | 1 | 0 | 3 | 2 | 5 | 0.0 | 0.0 | 0 | 0 | 0 | 0 |
| O.30.21 | Fresno State* | 1 | 1 | 2 | 2 | 4 | 0.0 | 0.0 | 0 | 0 | 0 | 0 |
| N.6.21 | at Hawai'i* | 1 | 1 | 4 | 0 | 4 | 0.0 | 0.0 | 0 | 0 | 0 | 00 |

*Bold indicates season high. * - Mountain West game. ~ - 2019 New Mexico Bowl (Dreamstyle Stadium; Albuquerque, N.M.).*

#34 CJ BASKERVILLE

Safety • TR-Freshman • 6-2 • 200 • North Richland, Texas • Richland HS

- **At San Diego State:** An athletic, tall safety who has impressed the coaching staff early ... Was third on the depth chart after fall camp but moved into second at the boundary warrior by the fifth game of the season.
- **2019 (True Freshman):** Has played in all nine games on the season, registering seven tackles (four solo), including 0.5 tackles for loss and a 13-yard fumble recovery across 50 snaps... **vs. New Mexico State (Sept. 4)** ... Played in the opener late against New Mexico State on Sept. 14, going statless in 12 snaps ... **at Arizona (Sept. 11)** ... Played statless time on special teams at Arizona on Sept. 11 ... **vs. Utah (Sept. 18)** ... Also was held off the stat sheet on special teams vs. Utah on Sept. 18 ... **vs. Towson (Sept. 25)** ... Had his first two career tackles (one solo) in five snaps late vs. Towson on Sept. 25, including 0.5 tackles for loss ... **vs. New Mexico (Oct. 9)** ... Logged another two tackles (one solo) in 18 defensive snaps against New Mexico on Oct. 9 ... **at San José State (Oct. 15)** ... Played on special teams without recording a stat at San Jose State on Oct. 15 ... **at Air Force (Oct. 23)** ... Came up with a solo stop in five defensive snaps at Air Force on Oct. 23 ... **vs. Fresno State (Oct. 30)** ... Played four statless snaps vs. Fresno State on Oct. 30 ... **at Hawai'i (Nov. 6)** ... Came up with a pair of tackles (one solo) and a 13-yard fumble recovery in just five defensive snaps at Hawai'i on Nov. 6 ... The fumble recovery was the first of his career and came after a Tayler Hawkins forced fumble.
- **High School:** Lettered for four years at Richland High School in North Richland Hills, Texas ... Was all-district as a safety and a wide receiver ... According to MaxPreps, had 68 tackles last year as a junior (2019) with an interception and a forced fumble on defense ... On offense, totaled 59 catches for 802 yards (13.6 avg.) and six touchdowns ... Also competed on the track and field team at RHS, specializing in the 200 meters and long jump ... A consensus three-star recruit by Rivals, 247sports and ESPN ... Received a scout grade of 88 by 247sports and 77 by ESPN ... Rated as the 48th-best safety in the 2021 signing class and the 78th overall recruit in talent-rich Texas.
- **Personal:** Christopher Baskerville was born Dec. 9, 2002, in Houston .. Son of Skip and Sharon Baskerville .. Picked SDSU over offers from Oklahoma State, Oregon State, Duke, Syracuse, Houston, Tulsa, SMU, Kansas and North Texas ... Is majoring in business with an emphasis in marketing.

Baskerville's Career Statistics

| Season | GP | GS | UA | A | TT | TFL | Sk | Int. | PBU | FF | FR |
|---------------|----------|----------|----------|----------|----------|------------|------------|----------|----------|----------|----------|
| 2021 | 9 | 0 | 4 | 3 | 7 | 0.5 | 0.0 | 0 | 0 | 0 | 1 |
| Career | 9 | 0 | 4 | 3 | 7 | 0.5 | 0.0 | 0 | 0 | 0 | 1 |

Career/2021 Highs: Tackles: 2 at Hawai'i (11/6/21), vs. New Mexico (10/9/21), vs. Towson (9/25/21); Tackles For Loss: 0.5 vs. Towson (9/25/21); Fumble Recoveries: 1 at Hawai'i (11/6/21).

Baskerville's Career Game-by-Game

| Date | Opponent | GP | GS | UA | A | TT | TFL | Sk | Int. | PBU | FF | FR |
|---------|--------------------|----|----|----|---|----|-----|-----|------|-----|----|----|
| S.4.21 | New Mexico State | 1 | 0 | 0 | 0 | 0 | 0.0 | 0.0 | 0 | 0 | 0 | 0 |
| S.11.21 | at Arizona | 1 | 0 | 0 | 0 | 0 | 0.0 | 0.0 | 0 | 0 | 0 | 0 |
| S.18.21 | Utah | 1 | 0 | 0 | 0 | 0 | 0.0 | 0.0 | 0 | 0 | 0 | 0 |
| S.25.21 | Towson | 1 | 0 | 1 | 1 | 2 | 0.5 | 0.0 | 0 | 0 | 0 | 0 |
| O.9.21 | New Mexico* | 1 | 0 | 1 | 1 | 2 | 0.0 | 0.0 | 0 | 0 | 0 | 0 |
| O.15.21 | at San José State* | 1 | 0 | 0 | 0 | 0 | 0.0 | 0.0 | 0 | 0 | 0 | 0 |
| O.23.21 | at Air Force* | 1 | 0 | 1 | 0 | 1 | 0.0 | 0.0 | 0 | 0 | 0 | 0 |
| O.30.21 | Fresno State* | 1 | 0 | 0 | 0 | 0 | 0.0 | 0.0 | 0 | 0 | 0 | 0 |
| N.6.21 | at Hawai'i* | 1 | 0 | 1 | 1 | 2 | 0.0 | 0.0 | 0 | 0 | 0 | 1 |

*Bold indicates season high. * - Mountain West game. ~ - 2019 New Mexico Bowl (Dreamstyle Stadium; Albuquerque, N.M.).*

#21 CHANCE BELL

Running Back • Senior • 5-10 • 185 • Burbank, Calif. • John Burroughs HS

- **At San Diego State:** Speedy, shifty back with a great first step ... Always runs the ball hard ... Plays bigger than his frame ... Enters the weekend as the co-backup 'T' running back to Greg Bell.
- **2021 (Senior):** Has been named a "player to watch" by Lindy's Sports ... Has played in eight of the team's nine games, rushing 41 times for 204 yards (5.0 avg.) with three touchdowns and a long run of 61 yards ... **vs. New Mexico State (Sept. 4)** ... Came off the bench in the opener to play in 11 offensive snaps vs. New Mexico State on Sept. 4, running seven times for seven yards (1.0 avg.) with a long run of seven yards ... **at Arizona (Sept. 11)** ... Ran 10 times for 52 yards (5.2 avg.) with a long of 16 yards in just 14 snaps in a reserve role at Arizona on Sept. 11 ... **vs. Utah (Sept. 18)** ... Did not play in the Utah game but was on the travel squad ... **vs. Towson (Sept. 25)** ... Led the Aztecs with 79 rushing yards and a touchdown on just seven attempts (11.3 avg.) in 15 offensive snaps off the bench vs. Towson on Sept. 25 ... Had a career-long 61-yard rush in the third quarter (previous long was 30 yards), which led to a 1-yard touchdown run on the next play ... The 11.3 average per carry was the highest of his career, regardless of attempts in a game ... **vs. New Mexico (Oct. 9)** ... Ran three times for six yards (2.0 avg.) in 11 offensive snaps off the bench against New Mexico on Oct. 9 with 1-yard touchdown and a long run of eight yards ... The touchdown was the final score in the game of a 31-7 Aztec win ... Recorded his second straight game with a rushing touchdown for just the second time of his career ... **at San José State (Oct. 15)** ... Was on the field for five snaps at San José State on Oct. 15, rushing once for a 2-yard loss and playing on special teams ... **at Air Force (Oct. 23)** ... Had a solid game in 18 snaps off the bench at Air Force on Oct. 23, rushing eight times for 50 yards (6.2 avg.) with a 3-yard touchdown and a long run of 32 yards ... Scored his third rushing touchdown of the season and eighth of his career ... Now has three overall touchdowns this year and eight for his career ... Was named one of SDSU's offensive players of the game ... **vs. Fresno State (Oct. 30)** ... Played 16 snaps against Fresno State on Oct. 30, carrying twice with a 3-yard gain and a 3-yard loss ... **at Hawai'i (Nov. 6)** ... Ran the ball three times for 12 yards (4.0 avg.) with a long run of seven yards in 11 snaps off the bench at Hawai'i on Nov. 6, while also playing on special teams.
- **2020 (Junior):** Was rated as "SDSU's fifth-best offensive player" by College Football News in the preseason ... Played in seven games with one start, missing the season finale at No. 14/16 Brigham Young with an injury ... Rushed 56 times for 273 yards (4.9 avg.) with three touchdowns and a long run of 30 yards ... Also had three catches for 26 yards (8.7 avg.) with a long of 14 yards and a 7-yard kick return ... Had a good opener against UNLV on Oct. 24, rushing seven times for 40 yards (5.7 avg.) with two touchdowns on rushes of five yards (second quarter) and 19 yards (fourth quarter) ... Had multiple touchdowns for the first time of his career ... Ran for 98 yards on just 10 carries (9.8 avg.) with a touchdown at Utah State on Oct. 31, just missing out on his second career 100-yard rushing game ... The 27-yard touchdown came on a fourth-and-1 situation ... The touchdown was his third of the season and fifth of his career ... Had a career-long 30-yard run in the game ... Ran seven times for 18 yards (2.6 avg.) with a long of 11 yards in snaps off the bench vs. San José State on Nov. 6 ... Had 47 yards on nine carries (5.2 avg.) against Hawai'i on Nov. 14 with a long run of 27 yards ... Also added a 14-yard catch, his first of the season ... Came off the bench for a team-high 42 yards on 11 carries (3.8 avg.) at Nevada on Nov. 21 with a long run of 13 yards ... Also had a 3-yard catch ... Ran five times for four yards (0.8 avg.) with a long run of eight yards in a reserve role at Colorado on Nov. 28, while adding a 9-yard catch ... Started for the first time of the season against Colorado State on Dec. 5, second time of his career and first since Nov. 3, 2018 at New Mexico ... Ran seven times for 24 yards (3.4 avg.) and added a 7-yard return on a squib kickoff ... Did not travel for the season finale at No. 14/16 Brigham Young because of an injury.
- **2019 (Sophomore):** Played in 12 of the 13 games off the bench ... Rushed 89 times for 384 yards (4.3 avg.) with two touchdowns and a long run of 22 yards ... Also had 12 catches for 77 yards (6.4 avg.) with a long of 21 yards ... Made the most of his 12 snaps in the opener vs. Weber State, rushing for 18 yards on three carries (6.0 avg.) with a long of 11 yards ... Ran three times for one yard (0.3 avg.) at UCLA ... Had the best game of his career at New Mexico State when he carried 17 times for 116 yards (6.8 avg.) and his first career touchdown ... Became the 79th different 100-yard rusher in program history (after Jordan Byrd broke 100 yards earlier in the game) ... The 17 carries were a then career high ... Had a career-long 22-yard run ... 115 of his 116 yards came in the final three quarters ... His first career touchdown - an 18-yarder - were the final points of the game ... Ran for a team-high 63 yards on a career-best 18 carries (3.5 avg.) in 49 snaps vs. Utah State ... Also had career highs of three

catches and 31 yards, with a then career-long grab of 20 yards ... Was only on the field for 10 snaps off the bench at Colorado State, but still rushed three times for 13 yards (4.3 avg.) and added two catches for six yards (3.0 avg.) ... Did not play against Wyoming because of an injury ... Had a productive game in just 11 snaps at San José State, rushing eight times for 45 yards (5.6 avg.) with a long of 11 yards ... Played 10 snaps at UNLV, rushing four times for 11 yards (2.8 avg.) and adding a 2-yard grab ... Ran for 40 yards on 11 carries (3.6 avg.) against Nevada, including a 3-yard touchdown, in 19 snaps ... The touchdown was his second of the season and second of his career ... Carried 14 times for 52 yards (3.7 avg.) in 30 snaps vs. Fresno State, while adding three catches (tied a career high) for a career-best 33 yards with a career-long catch of 31 yards ... Ran for eight yards on four attempts (2.0 avg.) in 12 offensive snaps at Hawai'i ... Made the most of his eight snaps against Brigham Young, rushing three times for six yards (2.0 avg.) and adding two receptions for seven yards (3.5 avg.) ... Made the most of his three snaps vs. Central Michigan in the New Mexico Bowl with a 11-yard rush and a catch for (minus)-2 yards, before exiting the game early with an injury.

- **2018 (Freshman):** Played in five games on the season with one start ... Rushed 40 times for 189 yards (4.7 avg.) with a long of 20 yards ... Also had three catches for 34 yards (11.3 avg.) with a long of 14 yards ... Did not play the first six games of the season ... Logged his first career snaps (20) against San José State, rushing 15 times for 81 yards (5.4 avg.) with a long of 20 yards ... Followed up with another good effort at Nevada, where he carried 15 times for 78 yards (5.2 avg.) with a long run of 16 yards ... Also recorded his first two career catches for 21 yards (10.5 avg.) with a long grab of 14 yards ... Logged his first career start at New Mexico, rushing seven times for 23 yards (3.3 avg.) with a long of nine yards ... Ran three times for seven yards (2.3 avg.) with a long of eight yards off the bench against UNLV, while adding a 13-yard catch ... Did not play at Fresno State or against Hawai'i ... Played three statless snaps off the bench vs. Ohio in the DXL Frisco Bowl.
- **2017 (Redshirt):** Redshirted this first season on The Mesa, learning behind consensus first-team All-American Rashaad Penny.
- **High School:** Three-year letter winner at John Burroughs High School in Burbank, Calif. ... Had an outstanding career, totaling 4,525 yards and 59 touchdowns on 605 carries (7.5 avg.) in 31 games (146.0 per game average), according to MaxPreps ... Ran for at least 1,000 yards in all three varsity seasons, including 2,023 yards and 27 touchdowns in 2016, 1,378 yards and 23 scores in 2015 and 1,124 yards and nine touchdowns in 2014 ... Had 100-plus yards in 15 of his 31 games ... Also caught 21 passes over his career for 261 yards and two touchdowns ... Was a two-time all-CIF selection and a two-time first-team all-area pick ... Was named the 2016 Pacific League Offensive Player of the year and the 2015 Pacific League Player of the Year ... Also was a three-time first-team all-league honoree ... Had the most running yards ever at John Burroughs HS and in the city of Burbank ... A consensus three-star recruit by Rivals, ESPN, 247sports and Scout ... Received a grade of 80 by 247sports and a mark of 71 by ESPN ... Scout ranked him as the sixth-best running back in talent-rich California in the 2017 recruiting class ... Also competed on the track and field team at John Burroughs.
- **Personal:** Chance Leon Bell was born Aug. 2, 1999, in Northridge, Calif. ... Son of Diondre and Cindy Bell ... Chose San Diego State over other offers from Washington State, Illinois, Iowa State, Air Force, New Mexico, Utah State, Hawai'i, Idaho, Eastern Washington, Northern Arizona, Northern Colorado and Southern Utah ... Is working on a master's degree in counseling after majoring in communications earlier.

C. Bell's Career Statistics

| Season | Rushing | | | | | | Receiving | | | | | | |
|---------------|-----------|----------|------------|--------------|----------|-----------|------------|----------|-----------|------------|------------|----------|-----------|
| | GP | GS | Att. | Yds. | TD | Lg. | Avg. | 100+ | No. | Yds. | Avg. | TD | Lg. |
| 2018 | 5 | 1 | 40 | 189 | 0 | 20 | 4.7 | 0 | 3 | 34 | 11.3 | 0 | 14 |
| 2019 | 12 | 0 | 89 | 384 | 2 | 22 | 4.3 | 1 | 12 | 77 | 6.4 | 0 | 21 |
| 2020 | 7 | 1 | 56 | 273 | 3 | 30 | 4.9 | 0 | 3 | 26 | 8.7 | 0 | 14 |
| 2021 | 8 | 0 | 41 | 204 | 3 | 61 | 5.0 | 0 | 0 | 0 | 0.0 | 0 | 0 |
| Career | 32 | 2 | 226 | 1,050 | 8 | 61 | 4.6 | 1 | 18 | 137 | 7.6 | 0 | 21 |

Career Highs: Carries: 18 vs. Utah State (9/21/19); Rushing Yards: 116 at New Mexico State (9/14/19); Rushing Touchdowns: 2 vs. UNLV (10/24/20); Long Rush: 61 vs. Towson (9/25/21); Receptions: 3 vs. Fresno State (11/15/19), vs. Utah State (9/21/19); Receiving Yards: 33 vs. Fresno State (11/15/19); Long Reception: 21 vs. Fresno State (11/15/19); Kick Returns: 1 vs. Colorado State (12/5/20); Kick Return Yards: 7 vs. Colorado State (12/5/20); Long Kick Return: 7 vs. Colorado State (12/5/20); All-Purpose Yards: 116 at New Mexico State (9/14/19); Total Touchdowns: 2 vs. UNLV (10/24/20).

2021 Highs: Carries: 10 at Arizona (9/11/21); Rushing Yards: 79 vs. Towson (9/25/21); Rushing Touchdowns: 1 at Air Force (10/23/21), vs. New Mexico (10/9/21), vs. Towson (9/25/21); Long Rush: 61 vs. Towson (9/25/21); All-Purpose Yards: 79 vs. Towson (9/25/21);

Total Touchdowns: 1 at Air Force (10/23/21), vs. New Mexico (10/9/21), vs. Towson (9/25/21).

C. Bell's Career Game-by-Game

| Date | Opponent | GP | GS | Rushing | | | Receiving | | |
|---------|----------------------------|----|----|---------|------------------------|-------|-----------|-----|------|
| | | | | Att. | Yds. | Avg. | TD | No. | Yds. |
| A.31.18 | at No. 13/13 Stanford | | | --- | Did Not Play | --- | | | |
| S.8.18 | Sacramento State | | | --- | Did Not Play | --- | | | |
| S.15.18 | No. 23/25 Arizona State | | | --- | Did Not Play | --- | | | |
| S.22.18 | Eastern Michigan | | | --- | Did Not Play | --- | | | |
| O.6.18 | at rv/No. 24 Boise State* | | | --- | Did Not Play | --- | | | |
| O.12.18 | Air Force* | | | --- | Did Not Play | --- | | | |
| O.20.18 | San José State* | 1 | 0 | 15 | 81 | 5.40 | 0 | 0 | 0 |
| O.27.18 | at Nevada* | 1 | 0 | 15 | 78 | 5.20 | 0 | 2 | 21 |
| N.3.18 | at New Mexico* | 1 | 1 | 7 | 23 | 3.29 | 0 | 0 | 0 |
| N.10.18 | UNLV* | 1 | 0 | 3 | 7 | 2.33 | 0 | 1 | 13 |
| N.17.18 | at Fresno State* | | | --- | Did Not Play | --- | | | |
| N.24.18 | Hawai'i* | | | --- | Did Not Play | --- | | | |
| D.23.18 | vs. Ohio# | 1 | 0 | 0 | 0 | 0.00 | 0 | 0 | 0 |
| A.31.19 | Weber State | 1 | 0 | 3 | 18 | 6.00 | 0 | 0 | 0 |
| S.7.19 | at UCLA | 1 | 0 | 3 | 1 | 0.33 | 0 | 0 | 0 |
| S.14.19 | at New Mexico State | 1 | 0 | 17 | 116 | 6.82 | 1 | 0 | 0 |
| S.21.19 | Utah State* | 1 | 0 | 18 | 63 | 3.50 | 0 | 3 | 31 |
| O.5.19 | at Colorado State* | 1 | 0 | 3 | 13 | 4.33 | 0 | 2 | 6 |
| O.12.19 | Wyoming* | | | --- | Did Not Play - Injured | --- | | | |
| O.19.19 | at San José State* | 1 | 0 | 8 | 45 | 5.63 | 0 | 0 | 0 |
| O.26.19 | at UNLV* | 1 | 0 | 4 | 11 | 2.75 | 0 | 1 | 2 |
| N.9.19 | Nevada* | 1 | 0 | 11 | 40 | 3.64 | 1 | 0 | 0 |
| N.15.19 | Fresno State* | 1 | 0 | 14 | 52 | 3.71 | 0 | 3 | 33 |
| N.23.19 | at Hawai'i* | 1 | 0 | 4 | 8 | 2.00 | 0 | 0 | 0 |
| N.30.19 | Brigham Young | 1 | 0 | 3 | 6 | 2.00 | 0 | 2 | 7 |
| D.21.19 | vs. Central Michigan~ | 1 | 0 | 1 | 11 | 11.00 | 0 | 1 | -2 |
| O.24.20 | UNLV* | 1 | 0 | 7 | 40 | 5.71 | 2 | 0 | 0 |
| O.31.20 | at Utah State* | 1 | 0 | 10 | 98 | 9.80 | 1 | 0 | 0 |
| N.6.20 | San José State* | 1 | 0 | 7 | 18 | 2.57 | 0 | 0 | 0 |
| N.14.20 | Hawai'i* | 1 | 0 | 9 | 47 | 5.22 | 0 | 1 | 14 |
| N.21.20 | at Nevada* | 1 | 0 | 11 | 42 | 3.82 | 0 | 1 | 3 |
| N.28.20 | at Colorado | 1 | 0 | 5 | 4 | 0.80 | 0 | 1 | 9 |
| D.5.20 | Colorado State* | 1 | 1 | 7 | 24 | 3.43 | 0 | 0 | 0 |
| D.12.20 | at No. 14/16 Brigham Young | | | --- | Did Not Play - Injured | --- | | | |
| S.4.21 | New Mexico State | 1 | 0 | 7 | 7 | 1.00 | 0 | 0 | 0 |
| S.11.21 | at Arizona | 1 | 0 | 10 | 52 | 5.20 | 0 | 0 | 0 |
| S.18.21 | Utah | | | --- | Did Not Play | --- | | | |
| S.25.21 | Towson | 1 | 0 | 7 | 79 | 11.29 | 1 | 0 | 0 |
| O.9.21 | New Mexico* | 1 | 0 | 3 | 6 | 2.00 | 1 | 0 | 0 |
| O.15.21 | at San José State* | 1 | 0 | 1 | -2 | -2.00 | 0 | 0 | 0 |
| O.23.21 | at Air Force* | 1 | 0 | 8 | 50 | 6.25 | 1 | 0 | 0 |
| O.30.21 | Fresno State* | 1 | 0 | 2 | 0 | 0.00 | 0 | 0 | 0 |
| N.6.21 | at Hawai'i* | 1 | 0 | 3 | 12 | 4.00 | 0 | 0 | 0 |

Bold indicates season high. * - Mountain West game. # - 2018 DXL Frisco Bowl (Toyota Stadium; Frisco, Texas). ~ - 2019 New Mexico Bowl (Dreamstyle Stadium; Albuquerque, N.M.).

#22 GREG BELL

Running Back • ^Senior • 6-0 • 200 • Chula Vista, Calif. • Nebraska

- **At San Diego State:** Came to San Diego State with one year of eligibility in 2020 and three years of collegiate experience, but got another year because of NCAA's rules on the Covid-shortened season last year ... Plays bigger than his 6-0 frame ... Did not play in 2019 after suffering an eye injury before arriving at San Diego State ... Has nine 100-yard rushing games in 20 career Division I games, including eight times at San Diego State in 16 games ... Is one of 10 Aztecs in program history with at least four straight 100-yard rushing games ... Is one of 15 Aztecs with at least eight 100-yard rushing games ... Already ranks 23rd in SDSU program history with 1,382 rushing yards in just 16 games ... Enters the weekend as the projected starting 'T' running back.
- **2021 (*Senior*):** Has already received numerous preseason accolades, including being

named to the Maxwell Award Watch List (college player of the year) and the Reese's Senior Bowl Watch List ... Also is a preseason second-team all-Mountain West selection by Phil Steele Magazine, Athlon Sports and Lindy's Sports, and a third-team pick by Pro Football Focus ... College Football News deemed him "SDSU's second-best offensive player" and a "player to watch" by Lindy's Sports ... Has started eight of the team's nine games (missing the most of the Towson game (seven snaps), rushing 161 times for 745 yards (4.6 avg.) with seven touchdowns ... Also has four catches for five yards (1.3 avg.) ... Ranks third in the Mountain West in both rushing attempts (161, 18th in FBS) and rushing attempts per game (17.89, 22nd in FBS), fourth in rushing yards (745, 43rd in FBS) and rushing yards per game (82.78, 47th in FBS), tied for fifth in rushing touchdowns (7, T-57th in FBS), and eighth in rushing yards per carry (4.63) ... **vs. New Mexico State (Sept. 4)** ... Started the opener against New Mexico State on Sept. 4, rushing for a career-high 161 yards and a touchdown on 21 attempts (7.7 avg.) ... It was his second game with at least 150 rushing yards ... The 161 yards were the sixth most in an Aztec season opener, trailing only the likes of David Turner (239 in 1976), Marshall Faulk (220 vs. USC in 1992 and 181 vs. CSUN in 1993), Rashaad Penny (197 vs. UC Davis in 2017) and Ronnie Hillman (189 vs. Cal Poly in 2011) ... Played in just 36 of the team's 63 snaps (57.1 pct) ... Was chosen as the team's offensive player of the game ... **at Arizona (Sept. 11)** ... Ran for 125 yards and a touchdown on just 17 carries (7.4 avg.) in a start at Arizona on Sept. 11 ... The 55-yard touchdown run came on his second carry of the game and put SDSU up, 7-0 ... **vs. Utah (Sept. 18)** ... Had another good game in a start against Utah on Sept. 18, running a career-high 33 times for 119 yards (3.6 avg.) and two touchdowns, while making one catch ... Recorded his second career game with multiple rushing touchdowns and third with multiple touchdowns overall ... Had a career-high 33 rushing attempts after recording 38 combined the first two games of the season ... Played in a season-high 55 offensive snaps ... **vs. Towson (Sept. 25)** ... Carried just two times for four yards (2.0 avg.) in only seven snaps in a start vs. Towson on Sept. 25, missing most of the game with an injury suffered the previous week vs. Utah ... **vs. New Mexico (Oct. 9)** ... Came back to play against New Mexico on Oct. 9, carrying 21 times for 111 yards (5.3 avg.) with a touchdown, while adding a 7-yard catch ... Played 33 snaps in the game, but none over the team's final five drives of the game, including the entire fourth quarter ... Broke 100 yards rushing for the ninth time of his career in just his 16th game and for the eighth time in 12 games as an Aztec ... His eight 100-yard rushing games as an Aztec are tied for the 12th most in program history ... Had 63 rushing yards on just five carries (12.6 avg.) on his first drive alone with one of attempts being a 1-yard touchdown ... **at San José State (Oct. 15)** ... Ran for 43 yards on 18 carries (2.4 avg.) in 50 snaps in a start at San José State on Oct. 15 ... **at Air Force (Oct. 23)** ... Ran 10 times for 42 yards (4.2 avg.) with a long of 11 yards in 12 snaps off the bench at Air Force on Oct. 23 ... **vs. Fresno State (Oct. 30)** ... Rushed 15 times for 63 yards (4.2 avg.) with a 3-yard rushing touchdown and long rush of 22 yards in a start against Fresno State on Oct. 30 ... Also added a catch for zero yards ... Played in 38 of the team's 75 snaps ... **at Hawai'i (Nov. 6)** ... Rushed for 77 yards and a touchdown on 24 attempts (3.2 avg.) in 45 snaps at Hawai'i on Nov. 6 ... Also added a 3-yard catch ... Scored his seventh rushing touchdown of the season and 13th of his career ... Now has seven overall touchdowns this year and 14 for his career ... Now his 23rd all-time at SDSU with 1,382 yards in 16 games.

- **2020 (Senior):** Had an outstanding first season, including being named a second-team all-Mountain West selection by the league's coaches and media ... Started four times and played in seven of the team's eight games, but missed most of three-game stretch in November, including all of the Colorado game on Nov. 28 ... Rushed for 637 yards on 113 attempts (5.6 avg.) with six touchdowns, while adding 11 catches for 114 yards (10.4 avg.) and another score ... Became the first player in program history to begin his Aztec career with three straight (and four straight) 100-yard rushing games ... Ranked second in the Mountain West in both rushing yards per game (91.00, 34th in FBS) and rushing yards (637, 63rd in FBS) despite missing most of three games (28 yards on 10 attempts while battling an injury suffered on SDSU's third offensive play at Nevada on Nov. 21, missed next game at Colorado (Nov. 28) before playing only two snaps against Colorado State (Dec. 5), rushing once for four yards ... Also was third in the league in rushing yards per carry (5.64, 41st in FBS), fourth in rushing attempts per game (16.14, 37th in FBS), tied for fourth in rushing touchdowns (6, T-75th in FBS), tied for sixth in total touchdowns (7) and tied for ninth in points per game (6.00) ... Made his Aztec debut against UNLV on Oct. 24, rushing for 111 yards and a touchdown on 19 carries (5.8 avg.) ... Became SDSU's 80th different 100-yard rusher in program history ... It was also SDSU's 17th 100-yard rushing game in a season opener in its Division I era (since 1969) ... Both his 111 yards and 19 attempts were then career highs ... His first career touchdown came in his fifth career Division I game ... Had another good game at Utah State on Oct. 31, rushing for 157 yards on 22 attempts (7.1 avg.) and a touchdown, while adding two catches for 29 yards and a touchdown ... Recorded his second straight 100-yard rushing game as an

Aztec ... The 157 rushing yards were the most by an Aztec since Juwan Washington had 158 against Hawai'i on Nov. 24, 2018 ... Ran for 109 yards and a touchdown on 25 attempts against San José State in his first start as an Aztec on Nov. 6, while adding six receptions for 34 yards ... Became the first player in program history to record three consecutive 100-yard rushing games to begin his Aztec career ... Also became the first Aztec with three straight 100-yard rushing games since Juwan Washington from Aug. 31-Sept. 15, 2018 ... Set career highs in rushing attempts (25), receptions (6) and receiving yards (34) ... Ran for a career-high 160 yards and two touchdowns on 19 attempts (8.4 avg.) in a second straight start vs. Hawai'i on Nov. 14 ... Extended his program record to four consecutive 100-yard rushing games to begin his Aztec career ... Became the first Aztec with four straight 100-yard rushing games since Rashaad Penny closed his collegiate career with five straight in the final five games of 2017 ... Is now one of 10 Aztecs in program history with at least four straight 100-yard rushing games ... Had his first career game with multiple rushing touchdowns ... Had a career-long 62-yard run in the game ... Also added a 9-yard catch ... Ran for 28 yards on 10 attempts (2.8 avg.) with a touchdown, while battling an injury on SDSU's third offensive play of the game at Nevada on Nov. 21 ... Scored his sixth rushing touchdown this season (and career) and seventh overall (and career) ... Traveled for the road game at Colorado on Nov. 28, but did not play because of the injury ... Played only two snaps off the bench against Colorado State on Dec. 5, rushing once for four yards before exiting with the same injury ... Returned somewhat healthy to start the following week (Dec. 12) at No. 14/16 Brigham Young, rushing 17 times for 68 yards (4.0 avg.) and adding two receptions for a career-high 42 yards (21.0 avg.) with a long of 28 yards.

- **At Nebraska (2018):** Played in each of the first four games with the Cornhuskers, starting the first three ... Ran for 173 yards on 35 carries (4.9 avg.), while adding four catches for 14 yards (3.5 avg.) ... Opened his Division I career with 104 yards on 13 rushes (8.0 avg.) against Colorado and followed with 64 yards on 14 attempts (4.6 avg.) vs. Troy ... Ended up electing to transfer after the four games.
- **At Arizona Western Community College (2016-17):** Was a first-team junior college All-American in each of his two seasons at Arizona Western Community College, where he led the team to a 20-2 record ... Ran for 2,404 yards with 18 touchdowns over his two seasons, averaging 6.3 yards per carry ... Had 1,217 rushing yards and 11 touchdowns in 2017 and 1,187 yards and seven scores in 2016 ... Picked Nebraska out of AWCC over offers from Arizona, Arizona State, Utah, Missouri, Louisville, Boise State, Fresno State, Louisiana Tech, New Mexico and UTSA, according to Rivals ... Was a four-star recruit by ESPN and Rivals, and a three-star recruit by 247sports.
- **High School:** Prepped a nearby Bonita Vista High School, where he led the squad to its first section title in school history ... As a senior in 2015, ran for 2,632 yards and 34 touchdowns.
- **Personal:** Greg Alonzo Bell III was born June 16, 1998 in San Diego ... Son of Gregory Bell and Erica Williams ... Is majoring in social science.

G. Bell's Career Statistics

^ - at Nebraska

| Season | Rushing | | | | | | | Receiving | | | | | |
|---------------|-----------|-----------|------------|--------------|-----------|-----------|------------|-----------|-----------|------------|------------|----------|-----------|
| | GP | GS | Att. | Yds. | TD | Lg. | Avg. | 100+ | No. | Yds. | Avg. | TD | Lg. |
| 2018^ | 4 | 3 | 35 | 173 | 0 | 45 | 4.9 | 1 | 4 | 14 | 3.5 | 0 | 6 |
| 2020 | 7 | 4 | 113 | 637 | 6 | 62 | 5.6 | 4 | 11 | 114 | 10.4 | 1 | 29 |
| 2021 | 9 | 8 | 161 | 745 | 7 | 55 | 4.6 | 4 | 4 | 5 | 1.3 | 0 | 7 |
| Career | 20 | 15 | 309 | 1,555 | 13 | 62 | 5.0 | 9 | 19 | 133 | 7.0 | 1 | 29 |

Career Highs: Carries: 33 vs. Utah (9/18/21); Rushing Yards: 161 vs. New Mexico State (9/4/21); Rushing Touchdowns: 2 vs. Utah (9/18/21), vs. Hawai'i (11/14/20); Long Rush: 62 vs. Hawai'i (11/14/20); Receptions: 6 vs. San José State (11/6/20); Receiving Yards: 42 at No. 14/16 Brigham Young (12/12/20); Receiving Touchdowns: 1 at Utah State (10/31/20); Long Reception: 29 at Utah State (10/31/20); All-Purpose Yards: 186 at Utah State (10/31/20); Total Touchdowns: 2 vs. Utah (9/18/21), vs. Hawai'i (11/14/20), at Utah State (10/31/20).

2021 Highs: Carries: 33 vs. Utah (9/18/21); Rushing Yards: 161 vs. New Mexico State (9/4/21); Rushing Touchdowns: 2 vs. Utah (9/18/21); Long Rush: 55 at Arizona (9/11/21); Receptions: 1, four times; Receiving Yards: 7 vs. New Mexico (10/9/21); Long Reception: 7 vs. New Mexico (10/9/21); All-Purpose Yards: 161 vs. New Mexico State (9/4/21); Total Touchdowns: 2 vs. Utah (9/18/21).

G. Bell's Career Game-by-Game

| Date | Opponent | Rushing | | | | | | Receiving | | |
|---------|----------|---------|----|------|------|------|----|-----------|------|----|
| | | GP | GS | Att. | Yds. | Avg. | TD | No. | Yds. | TD |
| S.8.18 | Colorado | 1 | 1 | 13 | 104 | 8.00 | 0 | 2 | 3 | 0 |
| S.15.18 | Troy | 1 | 1 | 14 | 64 | 4.00 | 0 | 1 | 6 | 0 |

| Date | Opponent | GP | GS | Rushing | | | | Receiving | | |
|---------|----------------------------|--------------------------------|----|---------|------|------|----|-----------|------|----|
| | | | | Att. | Yds. | Avg. | TD | No. | Yds. | TD |
| S.22.18 | at No. 19 MichiganS | 1 | 1 | 6 | 3 | 0.50 | 0 | 0 | 0 | 0 |
| S.29.18 | PurdueS | 1 | 0 | 2 | 1.00 | 0 | 1 | 5 | 0 | |
| O.24.20 | UNLV* | 1 | 0 | 19 | 111 | 5.84 | 1 | 0 | 0 | 0 |
| O.31.20 | at Utah State* | 1 | 0 | 22 | 157 | 7.14 | 1 | 2 | 29 | 1 |
| N.6.20 | San José State* | 1 | 1 | 25 | 109 | 4.36 | 1 | 6 | 34 | 0 |
| N.14.20 | Hawai'i* | 1 | 1 | 19 | 160 | 8.42 | 2 | 1 | 9 | 0 |
| N.21.20 | at Nevada* | 1 | 1 | 10 | 28 | 2.80 | 1 | 0 | 0 | 0 |
| N.28.20 | at Colorado | --- Did Not Play - Injured --- | | | | | | | | |
| D.5.20 | Colorado State* | 1 | 0 | 1 | 4 | 4.00 | 0 | 0 | 0 | 0 |
| D.12.20 | at No. 14/16 Brigham Young | 1 | 1 | 17 | 68 | 4.00 | 0 | 2 | 42 | 0 |
| S.4.21 | New Mexico State | 1 | 1 | 21 | 161 | 7.67 | 1 | 0 | 0 | 0 |
| S.11.21 | at Arizona | 1 | 1 | 17 | 125 | 7.35 | 1 | 0 | 0 | 0 |
| S.18.21 | Utah | 1 | 1 | 33 | 119 | 3.61 | 2 | 1 | -5 | 0 |
| S.25.21 | Towson | 1 | 1 | 2 | 4 | 2.00 | 0 | 0 | 0 | 0 |
| O.9.21 | New Mexico* | 1 | 1 | 21 | 111 | 5.29 | 1 | 1 | 7 | 0 |
| O.15.21 | at San Jose State* | 1 | 1 | 18 | 43 | 2.39 | 0 | 0 | 0 | 0 |
| O.23.21 | at Air Force* | 1 | 0 | 10 | 42 | 4.20 | 0 | 0 | 0 | 0 |
| O.30.21 | Fresno State* | 1 | 1 | 15 | 63 | 4.20 | 1 | 1 | 0 | 0 |
| N.6.21 | at Hawai'i* | 1 | 1 | 24 | 77 | 3.21 | 1 | 1 | 3 | 0 |

Bold indicates season high. S - Big Ten game. * - Mountain West game.

#88 DANIEL BELLINGER

Tight End • Senior • 6-6 • 255 • Las Vegas, Nev. • Palo Verde HS

- **At San Diego State:** Tall, lanky tight end who continues to get bigger in the weight room ... Played more as the season wore on in 2018 as a true freshman and was routinely used in big packages ... Then had productive 2019 and 2020 campaigns ... Has started 26 straight games at tight end, tied for the longest streak on either side of the ball ... Enters the 2021 season as the projected starting 'Y' tight end.
- **2021 (Senior):** Has been named a team captain, voted on by his teammates ... Has been named to the Mackey Award Watch List for the outstanding collegiate tight end for the second straight season ... Also is on the Reese's Senior Bowl Watch List ... Also has been named a pre-season fourth-team all-Mountain West selection by Phil Steele Magazine ... Has team highs of 21 receptions and 257 yards (12.2 avg.) with one touchdown ... Also has a long catch of 73 yards, which is the seventh longest in the country this year by a tight end ... Among the tight ends in the Mountain West, he ranks fourth in receptions (21) and receiving yards (257), and tied for eighth touchdowns (1) ... Also has an assisted tackle ... **vs. New Mexico State (Sept. 4)** ... Started for the 18th straight game in the opener with New Mexico State on Sept. 4, making a 10-yard catch ... Played in 58 of the team's 63 offensive snaps ... **at Arizona (Sept. 11)** ... Started again at Arizona on Sept. 11, making three catches for a career-high 113 yards and a touchdown ... Became the first Aztec tight end to break 100 receiving yards since Gavin Escobar had 108 vs. UNLV on Oct. 27, 2012 ... Had the most receiving yards by an Aztec tight end since Escobar had 117 against North Dakota on Sept. 15, 2012 ... Became the 87th different Aztec to record a 100-yard receiving game ... Had a career-long 73-yard catch, which the longest by an Aztec tight end since at least the 1996 season ... The 73-yard reception was the longest by an Aztec since Ryan Agnew connected on a 74-yarder to Jesse Matthews in the 2019 New Mexico Bowl ... An impressive 101 of his 113 receiving yards were after the catch ... Recorded his first touchdown catch of the season and fourth of his career ... Ended up playing 57 of the team's 73 snaps ... Along with Jordan Brookshire was named the team's offensive player of the game ... **vs. Utah (Sept. 18)** ... Made a 15-yard catch in a start against Utah on Sept. 18, playing 64 of the team's 67 offensive snaps ... **vs. Towson (Sept. 25)** ... Played in 51 of the team's 66 snaps against Towson in a start, but did not record a stat ... **vs. New Mexico (Oct. 9)** ... Caught two passes for 25 yards (12.5 avg.) with a long of 17 yards in a start against New Mexico on Oct. 9, playing in 53 of the 71 offensive snaps ... Joined Tyrell Shavers as SDSU's offensive players of the game ... **at San José State (Oct. 15)** ... Tied a career high with five receptions for 34 yards (6.8 avg.) with a long of 15 yards in 61 offensive snaps in a start at San José State on Oct. 15 ... **at Air Force (Oct. 23)** ... Had a catch (for zero yards) at Air Force on Oct. 23, playing 52 of the team's 53 snaps ... **vs. Fresno State (Oct. 30)** ... Had three catches for 19 yards (6.3 avg.) with a long of nine yards in another start against Fresno State on Oct. 30, playing 52 of the team's 75 snaps ... **at Hawai'i (Nov. 6)** ... Tied a career high with five receptions for 41 yards (8.2 avg.) in a start and 54 offensive snaps at Hawai'i

on Nov. 6 ... For his efforts was named the team's offensive player of the game.

- 2020 (Junior):** Was named an honorable-mention all-Mountain West selection by the league's coaches and media ... Also was a member of the Mackey Award Watch List for the outstanding collegiate tight end ... Was a preseason fourth-team all-Mountain West pick by both Athlon Sports and Phil Steele Magazine ... Started all eight games, making 21 catches for 203 yards (9.7 avg.) with a long of 21 yards ... Among tight ends in the Mountain West, ranked third in receptions (21) and fifth in receiving yards (203) ... Started for the 10th consecutive game against UNLV on Oct. 24, making a 4-yard grab ... Had two catches for 20 yards (10.0 avg.) with a long of 16 yards in a start at Utah State on Oct. 31 ... Had four catches for 49 yards (12.3 avg.) with a long of 21 yards in a start at San José State on Nov. 6 ... Earned another start vs. Hawai'i on Nov. 14, but did not record a catch, which snapped an 11-game stretch of games with a catch ... Started at Nevada on Nov. 21, making two catches for 18 yards (9.0 avg.) with a long of 12 yards ... Had a good game at Colorado in a 15th straight start on Nov. 28, making three catches for 38 yards (12.7 avg.) with a long of 17 yards ... Started again vs. Colorado State on Dec. 5, where he caught five passes for 53 yards (10.6 avg.) with a long of 15 yards ... The five receptions and 53 yards were each career bests, while the five catches led the team and were tied for the most in the game ... Caught four passes for 21 yards (5.3 avg.) in a start at No. 14/16 Brigham Young in the season finale.
- 2019 (Sophomore):** Played in all 13 games on the season with 11 starts ... Had 15 catches for 201 yards (13.4 avg.) with three touchdowns ... Among tight ends, his three touchdown catches ranked in a tie for fourth in the Mountain West and a tie for 47th in FBS play ... Came off the bench to play 36 snaps against Weber State, hauling in a 12-yard catch ... The catch came on a third-and-6 situation, which led to SDSU's second field goal and final points of the game ... Earned his first career start vs. UCLA, but did not find the stat sheet in 61 snaps at UCLA ... Started again at New Mexico State, hauling in a career-high two catches for a then-career-best 16 yards in 50 snaps, including a 2-yard touchdown grab on third-and-goal to put SDSU on the scoreboard ... It was his first career touchdown ... Did not record a stat in 52 snaps off the bench vs. Utah State ... Made his third start of the season at Colorado State, logging 49 statless snaps ... Had two catches for 40 yards (20.0 avg.), including a 12-yard touchdown reception, vs. Wyoming ... Both catches were huge as the first - a 28-yarder - came on a third-and-6 situation ... The 28-yarder was a career-long catch ... Later in the drive, caught a 12-yard pass on Ryan Agnew scramble which ended up being the game-winning score with just 2:09 left in the game ... The 40 yards were a career high ... Started again at San José State, coming down with a 11-yard catch in 63 snaps ... Had a 20-yard grab in 55 snaps and a start at UNLV ... Made a 28-yard catch in 48 snaps and another start vs. Nevada ... The 28-yard catch tied a career long ... Had a busy game vs. Fresno State, making a career-high four catches for 29 yards in 63 snaps and a start ... Had a 9-yard catch in a start and 44 snaps at Hawai'i ... Had a 25-yard touchdown catch over 34 snaps and a start against Brigham Young ... It was his third touchdown of the season (and career) and was the only touchdown of the game ... Started and played 50 snaps vs. Central Michigan in the New Mexico Bowl, making an 11-yard catch and carrying once for (minus)-6 yards.
- 2018 (True Freshman):** Was on the travel squad in three of the first four games of the season as a true freshman before playing in the final nine contests at tight end ... Had one catch for 10 yards ... Played 59 snaps on the season, including his first two against rv/No. 24 Boise State on Oct. 6 ... Played a career-high 31 snaps against Ohio in the DXL Frisco Bowl with Kahale Warring out with an injury, making his first career catch for 10 yards.
- High School:** Earned three letters at Palo Verde High School in Las Vegas, Nev. ... Had a successful 2017 season, where he totaled 21 catches for 371 yards (17.7 avg.) and three touchdowns in nine games on offense, according to MaxPreps ... As a linebacker on defense, he finished with 131 tackles, 10 tackles for loss, three sacks, two forced fumbles and a fumble recovery ... His 131 tackles were the most on PVHS and 84 more tackles than No. 2 on the team ... Racked up numerous awards, including all-state first-team accolades at linebacker, a first-team all-league selection on both offense and defense, and an all-city honoree ... Also was his high school athlete of the year ... Was a two-star recruit at linebacker by Rivals and a two-star tight end by 247sports ... Rated as the 14th-best recruit in Nevada by 247sports ... Also starred in both basketball and track and field at Palo Verde HS, earning second-team all-league honors in basketball and making the regional finals in track and field in the 400 meters and 4x400-meter relay ... His 4x100 team placed third at the Nevada state championships ... Was a scholar-athlete.
- Personal:** Daniel George Bellinger was born Sept. 22, 2000, in Las Vegas ... Son of Frank and Renee Bellinger ... Picked SDSU over other offers from California, Navy, UNLV and Weber State ... Is majoring in business administration with a focus on finance.

Bellinger's Career Statistics

Receiving

| Season | GP | GS | Rec. | Yds. | Avg. | Long | TD |
|---------------|-----------|-----------|-----------|------------|-------------|-----------|----------|
| 2018 | 9 | 0 | 1 | 10 | 10.0 | 10 | 0 |
| 2019 | 13 | 11 | 15 | 201 | 13.4 | 28 | 3 |
| 2020 | 8 | 8 | 21 | 203 | 9.7 | 21 | 0 |
| 2021 | 9 | 9 | 21 | 257 | 12.2 | 73 | 1 |
| Career | 39 | 28 | 58 | 671 | 11.6 | 73 | 4 |

Career Highs: Receptions: 5 at Hawai'i (11/6/21), at San José State (10/15/21), vs. Colorado State (12/5/20); Receiving Yards: 113 at Arizona (9/11/21); Receiving Touchdowns: 1, four times; Long Reception: 73 at Arizona (9/11/21); Carries: 1 vs. Central Michigan (12/21/19); Rushing Yards: -6 vs. Central Michigan (12/21/19); Tackles: 1, six times.

2021 Highs: Receptions: 5 at Hawai'i (11/6/21), at San José State (10/15/21); Receiving Yards: 113 at Arizona (9/11/21); Receiving Touchdowns: 1 at Arizona (9/11/21); Long Reception: 73 at Arizona (9/11/21); Tackles: 1 vs. New Mexico State (9/4/21).

Bellinger's Career Game-by-Game

Receiving

| Date | Opponent | GP | GS | No. | Yds. | Avg. | Lg. | TD | TD Lengths |
|---------|----------------------------|----|----|-----|------|------|-----|-----|------------|
| A.31.18 | at No. 13/13 Stanford | | | | --- | --- | --- | --- | |
| S.8.18 | Sacramento State | | | | --- | --- | --- | --- | |
| S.15.18 | No. 23/25 Arizona State | | | | --- | --- | --- | --- | |
| S.22.18 | Eastern Michigan | | | | --- | --- | --- | --- | |
| 0.6.18 | at rv/No. 24 Boise State* | 1 | 0 | 0 | 0 | 0.0 | 0 | 0 | |
| 0.12.18 | Air Force* | 1 | 0 | 0 | 0 | 0.0 | 0 | 0 | |
| 0.20.18 | San José State* | 1 | 0 | 0 | 0 | 0.0 | 0 | 0 | |
| 0.27.18 | at Nevada* | 1 | 0 | 0 | 0 | 0.0 | 0 | 0 | |
| N.3.18 | at New Mexico* | 1 | 0 | 0 | 0 | 0.0 | 0 | 0 | |
| N.10.18 | UNLV* | 1 | 0 | 0 | 0 | 0.0 | 0 | 0 | |
| N.17.18 | at Fresno State* | 1 | 0 | 0 | 0 | 0.0 | 0 | 0 | |
| N.24.18 | Hawai'i* | 1 | 0 | 0 | 0 | 0.0 | 0 | 0 | |
| D.19.18 | vs. Ohio# | 1 | 0 | 1 | 10 | 10.0 | 10 | 0 | |
| A.31.19 | Weber State | 1 | 0 | 1 | 12 | 12.0 | 12 | 0 | |
| S.7.19 | at UCLA | 1 | 1 | 0 | 0 | 0.0 | 0 | 0 | |
| S.14.19 | at New Mexico State | 1 | 1 | 2 | 16 | 8.0 | 14 | 1 | 2 |
| S.21.19 | Utah State* | 1 | 0 | 0 | 0 | 0.0 | 0 | 0 | |
| 0.5.19 | at Colorado State* | 1 | 1 | 0 | 0 | 0.0 | 0 | 0 | |
| 0.12.19 | Wyoming* | 1 | 1 | 2 | 40 | 20.0 | 28 | 1 | 12 |
| 0.19.19 | at San José State* | 1 | 1 | 1 | 11 | 11.0 | 11 | 0 | |
| 0.26.19 | at UNLV* | 1 | 1 | 1 | 20 | 20.0 | 20 | 0 | |
| N.9.19 | Nevada* | 1 | 1 | 1 | 28 | 28.0 | 28 | 0 | |
| N.15.19 | Fresno State* | 1 | 1 | 4 | 29 | 7.3 | 10 | 0 | |
| N.23.19 | at Hawai'i* | 1 | 1 | 1 | 9 | 9.0 | 9 | 0 | |
| N.30.19 | Brigham Young | 1 | 1 | 1 | 25 | 25.0 | 25 | 1 | 25 |
| D.21.19 | vs. Central Michigan~ | 1 | 1 | 1 | 11 | 11.0 | 11 | 0 | |
| 0.24.20 | UNLV* | 1 | 1 | 1 | 4 | 4.0 | 4 | 0 | |
| 0.31.20 | at Utah State* | 1 | 1 | 2 | 20 | 10.0 | 16 | 0 | |
| N.6.20 | San José State* | 1 | 1 | 4 | 49 | 12.3 | 21 | 0 | |
| N.14.20 | Hawai'i* | 1 | 1 | 0 | 0 | 0.0 | 0 | 0 | |
| N.21.20 | at Nevada* | 1 | 1 | 2 | 18 | 9.0 | 12 | 0 | |
| N.28.20 | at Colorado* | 1 | 1 | 3 | 38 | 12.7 | 17 | 0 | |
| D.5.20 | Colorado State* | 1 | 1 | 5 | 53 | 10.6 | 15 | 0 | |
| D.12.20 | at No. 14/16 Brigham Young | 1 | 1 | 4 | 21 | 5.2 | 8 | 0 | |
| S.4.21 | New Mexico State | 1 | 1 | 1 | 10 | 10.0 | 10 | 0 | |
| S.11.21 | at Arizona | 1 | 1 | 3 | 113 | 37.7 | 73 | 1 | 25 |
| S.18.21 | Utah | 1 | 1 | 1 | 15 | 15.0 | 15 | 0 | |
| S.25.21 | Towson | 1 | 1 | 0 | 0 | 0.0 | 0 | 0 | |
| 0.9.21 | New Mexico* | 1 | 1 | 2 | 25 | 12.5 | 17 | 0 | |
| 0.15.21 | at San José State* | 1 | 1 | 5 | 34 | 6.8 | 15 | 0 | |
| 0.23.21 | at Air Force* | 1 | 1 | 1 | 0 | 0.0 | 0 | 0 | |
| 0.30.21 | Fresno State* | 1 | 1 | 3 | 19 | 6.3 | 9 | 0 | |
| N.6.21 | at Hawai'i* | 1 | 1 | 5 | 41 | 8.2 | 11 | 0 | |

*Bold indicates season high. * - Mountain West game. # - 2018 DXL Frisco Bowl (Toyota Stadium; Frisco, Texas). ~ - 2019 New Mexico Bowl (Dreamstyle Stadium; Albuquerque, N.M.).*

#12 DALLAS BRANCH

Cornerback • Junior • 5-11 • 180 • Redondo Beach, CA • Long Beach CC

- **At San Diego State:** Impressed the coaching staff in his first year with the Aztecs in 2020, learning behind two-time all-Mountain West pick and 2021 NFL fourth-round draft selection Darren Hall ... Entered the 2021 season as the projected starting field cornerback, but just recently returned from an injury ... Is expected to back up Noah Tumblin at field cornerback against Nevada.
- **2021 (Junior):** Has 13 tackles (11 solo), including a 6-yard tackle for loss, a 27-yard interception return, a 14-yard fumble recovery, a forced fumble and a pass breakup, in three games with one start ... Ranks in a tie for 67th in FBS in fumble recoveries (1) ... Missed the first four games with an injury suffered in the beginning of fall camp ... **vs. New Mexico (Oct. 9)** ... Made his season debut in the team's fifth game of the season against New Mexico on Oct. 9 ... Came up with a career-high five tackles (all solo), including a 6-yard tackle for loss, and a fumble recovery returned for 14 yards ... The tackle for loss and fumble recovery were each the first of his career ... **Ended up playing 27 snaps on defense, earning a Pro Football Focus grade of 83.7, the team's second highest in the game (Michael Shawcroft, 87.1)** ... **at San José State (Oct. 15)** ... Did not record a stat in 16 snaps off the bench at San José State on Oct. 15 ... **at Air Force (Oct. 23)** ... Earned his first career start at Air Force and came up with his first career interception on the opening drive ... The pick led to a Matt Araiza field goal ... Also had three tackles and his first career forced fumble ... **For his efforts was named one of the defensive players of the game ... vs. Fresno State (Oct. 30)** ... Came up with five tackles (four solo) in his second straight against Fresno State on Oct. 30 across 54 snaps ... **at Hawai'i (Nov. 6)** ... Came off the bench to play 18 statless snaps at Hawai'i on Nov. 6.
- **2020 (Sophomore):** Played in eight games off the bench ... Had seven tackles (five solo) ... Made his Division I debut against UNLV on Oct. 24, recording three tackles (one solo) off the bench ... Did not record a stat in late snaps at Utah State on Oct. 31, or on special teams against San José State on Nov. 6 and vs. Hawai'i on Nov. 14 ... Also didn't find the stat sheet in a few defensive snaps at Nevada on Nov. 21 and some special teams work ... Made a pair of solo tackles off the bench at Colorado on Nov. 28 ... Had two solo stops again in reserve time vs. Colorado State on Dec. 5 ... Did not record a stat in time on special teams at No. 14/16 Brigham Young.
- **At Long Beach City College (2019):** Spent one season at Long Beach City College and will have three years left at San Diego State ... Was first-team all-league selection in his lone season in 2019, leading the Vikings to a 7-3 record and 20-16 win over Southwestern in the 2019 Southern California Bowl ... Had 50 tackles (34 solo), 5.5 tackles for loss, three sacks, six interceptions, nine pass breakups, two forced fumbles and a fumble recovery ... His six interceptions were tied for the fourth most in the Southern California Football Association and the sixth most in California Community College Athletic Association.
- **High School:** Finished his high school career at Salesian High School, the same school as former Aztec and two-time all-MW first-team selection Kyahva Tezino ... Prepped at Redondo Union High School prior to Salesian HS ... Was a two-star recruit by both Rivals and 247sports ... Received a scout grade of 79 by 247sports.
- **Personal:** Dallas William Branch was born Oct. 11, 1999 in Redondo Beach, Calif. ... Son of Ahdmun Branch and Alea Reggans ... Chose San Diego State over Arkansas State, Brigham Young, Hawai'i, UNLV and UTEP ... Is majoring in accounting.

Branch's Career Statistics

| Season | GP | GS | UA | A | TT | TFL | Sk | Int. | PBU | FF | FR |
|---------------|-----------|----------|-----------|----------|-----------|------------|------------|----------|----------|----------|----------|
| 2020 | 8 | 0 | 5 | 2 | 7 | 0.0 | 0.0 | 0 | 0 | 0 | 0 |
| 2021 | 5 | 0 | 11 | 2 | 13 | 1.0 | 0.0 | 1 | 1 | 1 | 1 |
| Career | 13 | 0 | 16 | 4 | 20 | 1.0 | 0.0 | 1 | 1 | 1 | 1 |

Career/2021 Highs: Tackles: 5 vs. Fresno State (10/30/21), vs. New Mexico (10/9/21); Tackles For Loss: 1.0 vs. New Mexico (10/9/21); Interceptions: 1 at Air Force (10/23/21); Pass Breakups: 1 vs. New Mexico (10/9/21); Forced Fumbles: 1 at Air Force (10/23/21); Fumble Recoveries: 1 vs. New Mexico (10/9/21).

Branch's Career Game-by-Game

| Date | Opponent | GP | GS | UA | A | TT | TFL | Sk. | Int. | PBU | FF | FR |
|---------|-----------------|----|----|----|---|----|-----|-----|------|-----|----|----|
| 0.24.20 | UNLV* | 1 | 0 | 1 | 2 | 3 | 0.0 | 0.0 | 0 | 0 | 0 | 0 |
| 0.31.20 | at Utah State* | 1 | 0 | 0 | 0 | 0 | 0.0 | 0.0 | 0 | 0 | 0 | 0 |
| N.6.20 | San José State* | 1 | 0 | 0 | 0 | 0 | 0.0 | 0.0 | 0 | 0 | 0 | 0 |

| Date | Opponent | GP | GS | UA | A | TT | TFL | Sk. | Int. | PBU | FF | FR |
|---------|----------------------------|----|----|----|---|----|-----|-----|------|-----|-----|-----|
| N.14.20 | Hawai'i* | 1 | 0 | 0 | 0 | 0 | 0.0 | 0.0 | 0 | 0 | 0 | 0 |
| N.21.20 | at Nevada* | 1 | 0 | 0 | 0 | 0 | 0.0 | 0.0 | 0 | 0 | 0 | 0 |
| N.28.20 | at Colorado | 1 | 0 | 2 | 0 | 2 | 0.0 | 0.0 | 0 | 0 | 0 | 0 |
| D.5.20 | Colorado State* | 1 | 0 | 2 | 0 | 2 | 0.0 | 0.0 | 0 | 0 | 0 | 0 |
| D.12.20 | at No. 14/16 Brigham Young | 1 | 0 | 0 | 0 | 0 | 0.0 | 0.0 | 0 | 0 | 0 | 0 |
| S.4.21 | New Mexico State | | | | | | | | --- | --- | --- | --- |
| S.11.21 | at Arizona | | | | | | | | --- | --- | --- | --- |
| S.18.21 | Utah | | | | | | | | --- | --- | --- | --- |
| S.25.21 | Towson | | | | | | | | --- | --- | --- | --- |
| 0.9.21 | New Mexico* | 1 | 0 | 5 | 0 | 5 | 1.0 | 0.0 | 0 | 1 | 0 | 1 |
| 0.15.21 | at San José State* | 1 | 0 | 0 | 0 | 0 | 0.0 | 0.0 | 0 | 0 | 0 | 0 |
| 0.23.21 | at Air Force* | 1 | 1 | 2 | 1 | 3 | 0.0 | 0.0 | 1 | 0 | 1 | 0 |
| 0.30.21 | Fresno State* | 1 | 1 | 4 | 1 | 5 | 0.0 | 0.0 | 0 | 0 | 0 | 0 |
| N.6.21 | at Hawai'i* | 1 | 0 | 0 | 0 | 0 | 0.0 | 0.0 | 0 | 0 | 0 | 0 |

*Bold indicates season high. * - Mountain West game.*

#4 JORDON BROOKSHIRE

Quarterback • Senior • 6-2 • 220 • Santa Rosa, Calif. • Laney College

- **At San Diego State:** Signed with the Aztecs in January 2019 ... Excellent athlete, who is a dual-threat quarterback ... Can throw on the run ... **Came to SDSU from Laney College, which was profiled on Netflix's "Last Chance U" the year he arrived at San Diego State** ... Entered 2020 as the co-backup quarterback, but dropped to fourth on the depth chart early on in the season ... Worked his way up to the starting quarterback for the team's final two games of 2020 ... Entered 2021 competing for a starting spot with Lucas Johnson and Jalen Mayden, but **was named the starting quarterback on Aug. 25** ... Is 5-1 as the SDSU's starting quarterback over his career, including 4-0 this season ... Is now listed third on the depth chart heading into the Nevada game.
- **2021 (Senior):** Started four games at quarterback, missing two with an injury and not playing the past three weeks ... Is 40-for-84 (47.6 pct.) for 521 yards and two touchdowns with one interception, posting a 105.2 pass efficiency rating ... Also has rushed 28 times for 107 yards (3.8 avg.) and four touchdowns ... **His four rushing touchdowns rank in a tie for 26th in the country among quarterbacks (second in MW)** ... **If you take away the five times he has been sacked (for 34 yards), he has rushed 23 times for 141 yards (6.1 avg.) and four touchdowns ... vs. New Mexico State (Sept. 4)** ... Earned the start against New Mexico State in the opener on Sept. 4, going 6-for-19 for 76 yards and an interception ... Was effective on the ground, rushing seven times for 30 yards (4.3 avg.), including an 18-yard touchdown which put the Aztecs in the lead for the first time with 3:01 left in the third quarter ... **at Arizona (Sept. 11)** ... Was 10-for-14 (.714) for 183 yards and two touchdowns in a win at Arizona on Sept. 11, while adding eight rushes for seven yards and a 3-yard touchdown run ... **Set career highs in completion percentage (.714), touchdown passes (2) and pass efficiency rating (228.37)** ... Scored on a 3-yard rushing touchdown to put the Aztecs up, 14-0, which was his second straight game with a rushing score ... Later threw a 25-yard touchdown pass to Daniel Bellinger and a 40-yard touchdown pass to Ethan Dedeaux ... **Also completed a career-long 73-yard pass to Daniel Bellinger, SDSU's longest pass since Ryan Agnew found Jesse Matthews for a 74-yard strike in the 2019 New Mexico Bowl against Central Michigan** ... Received a grade of 75.8 by Pro Football Focus, the highest among any Aztec (min. 20 snaps) ... **Along with Daniel Bellinger was named the team's offensive player of the game ... vs. Utah (Sept. 18)** ... Was on the travel squad but did not play against Utah on Sept. 18 because of an injury suffered in the second quarter of the previous game (which he completed) ... **vs. Towson (Sept. 25)** ... Also did not play against Towson on Sept. 25 ... **vs. New Mexico (Oct. 9)** ... Returned to play and start against New Mexico on Oct. 9, completing 11 of 24 passes for 130 yards with a long of 36 yards ... Also rushed five times for 45 yards (9.0 avg.) and two touchdowns ... Had a career-long 22-yard run in the game ... Improved to 4-1 as SDSU's starting quarterback ... Threw a pass to nine different receivers ... Scored a career-high two rushing touchdowns and now has four on the season ... **Became the first Aztec quarterback with two rushing touchdowns in a game since Ryan Katz had three against Hawai'i on Oct. 6, 2012 ... at San José State (Oct. 15)** ... Started against at San José State on Oct. 15, completing 13 of 27 passes for 132 yards without throwing a touchdown or an interception ... Also rushed eight times for 25 yards (3.1 avg.) with a long run of eight yards ... Did not play at Air Force on Oct. 23, against Fresno State on Oct. 30 or at Hawai'i on Nov. 6.
- **2020 (Junior):** Played in three games on the season with two starts ... Was 42-for-74 (56.8 pct.) for 410 yards, two touchdowns and two interceptions, while owning a 106.81 pass effi-

ciency rating ... Also rushed 45 times for 101 yards (2.2 avg.) with a long run of 20 yards ... If you take away the seven times he was sacked (for 37 yards), he rushed 38 times for 138 yards (3.6 avg.) ... Was not on the travel roster and did not play in each of the first five games of the season ... Entered the third series at Colorado State on Nov. 28 ... Finished the game 7-for-19 (36.8 pct.) for 50 yards with an interception ... Also rushed 13 times for 50 yards (3.8 avg.) with a long run of 20 yards ... Earned his first career start against Colorado State on Dec. 5, completing 14 of 24 pass attempts for 130 yards and a touchdown without throwing an interception ... Also rushed 23 times for 38 yards ... Ended up setting then career highs in completions (14), pass attempts (24), passing yards (130), pass efficiency rating (117.58) and rushing attempts (23) ... Became the fifth quarterback to win his starting debut over the last six chances (SDSU quarterbacks were 1-13 in the previous 14 debuts prior to this stretch) ... The touchdown pass was the first of his career ... The 23 rushing attempts matched Kevin O'Connell (vs. San José State on Sept. 24, 2005) for the most by an Aztec quarterback since at least 1996 ... Completed 21 of 31 passes for 231 yards with a touchdown in his second career start at No. 14/16 Brigham Young on Dec. 12 ... Ended up setting career highs in completions (21), pass attempts (31) and passing yards (231) ... The touchdown pass was his second of the season (and second of career).

- **2019 (Redshirt):** Played in three games, one under the NCAA redshirt rule, saving a year of eligibility ... Did not attempt a pass, but ran five times for 15 yards (3.0 avg.) with a long run of seven yards ... Did not play in the first nine games of the season, but was on the travel roster ... Made his Division I debut vs. Fresno State on Nov. 15, running once for two yards ... Then carried three times for 11 yards (3.7 avg.) with a long of seven yards ... Had a 2-yard rush vs. Brigham Young ... Did not play vs. Central Michigan in the New Mexico Bowl.
- **At Laney College (2018):** Led Laney College to the 2018 California Community College Athletic Association championship ... Team was 11-2 overall, winning its final six games, including a 40-35 win over Ventura College in the championship ... Was named the MVP of the NorCal State championship game ... In his one season with Laney, was 180-for-285 (63.2 pct.) for 2,181 yards and 22 touchdowns against seven interceptions ... On the ground rushed for 750 yards and 15 touchdowns on 142 attempts (5.3 avg.) ... Was listed as a three-star recruit by Rivals.
- **At Santa Rosa College (2017):** Played the 2017 campaign at Santa Rosa Junior College, completing 65 of 127 passes for 1,006 yards and 10 touchdowns, while rushing for 202 yards and a touchdown in 71 carries.
- **High School:** Played his prep ball at Cardinal Newman High, where he was named the all-Empire Large School Player of the Year as a senior in 2016 ... Led the Cardinals to a 31-9 record in three seasons, including a 20-1 mark in the North Bay League.
- **Personal:** Jordan Lewis Brookshire was born Feb. 22, 1999, in Petaluma, Calif. ... Son of Darren and Sharon Brookshire ... A social science major.

Brookshire's Career Statistics

| Season | Passing | | | | | | | | | Rushing | | |
|---------------|-----------|----------|-----------|------------|-------------|----------|----------|------------|---------------|-----------|------------|----------|
| | GP | GS | Cmp. | Att. | Pct. | Int. | TD | Yds. | Rtg. | Att. | Yds. | TD |
| 2019 | 3 | 0 | 0 | 0 | 0.0 | 0 | 0 | 0 | 0.00 | 5 | 15 | 0 |
| 2020 | 3 | 2 | 42 | 74 | 56.8 | 2 | 2 | 410 | 106.81 | 45 | 101 | 0 |
| 2021 | 4 | 4 | 40 | 84 | 47.6 | 1 | 2 | 521 | 105.21 | 28 | 107 | 4 |
| Career | 10 | 6 | 82 | 158 | 51.9 | 3 | 4 | 931 | 105.95 | 78 | 223 | 4 |

Career Highs: Completions: 21 at No. 14/16 Brigham Young (12/12/20); Attempts: 31 at No. 14/16 Brigham Young (12/12/20); Passing Yards: 230 at No. 14/16 Brigham Young (12/12/20); Passing Touchdowns: 2 at Arizona (9/11/21); Long Pass: 73 at Arizona (9/11/21); Completion Pct. (min. 12 att.): 71.4 (10-for-14) at Arizona (9/11/21); Efficiency Rating (min. 12 att.): 228.37 at Arizona (9/11/21); Carries: 23 vs. Colorado State (12/5/20); Rushing Yards: 50 at Colorado (11/28/20); Rushing Touchdowns: 2 vs. New Mexico (10/9/21); Long Rush: 22 vs. New Mexico (10/9/21).

2021 Highs: Completions: 13 at San José State (10/15/21); Attempts: 27 at San José State (10/15/21); Passing Yards: 183 at Arizona (9/11/21); Passing Touchdowns: 2 at Arizona (9/11/21); Long Pass: 73 at Arizona (9/11/21); Completion Pct. (min. 12 att.): 71.4 (10-for-14) at Arizona (9/11/21); Efficiency Rating (min. 12 att.): 228.37 at Arizona (9/11/21); Carries: 8 at San José State (10/15/21), at Arizona (9/11/21); Rushing Yards: 45 vs. New Mexico (10/9/21); Rushing Touchdowns: 2 vs. New Mexico (10/9/21); Long Rush: 22 vs. New Mexico (10/9/21).

Brookshire's Career Game-by-Game

| Date | Opponent | GP | GS | Cmp. | Att. | Pct. | Int. | TD | Yds. | Rtg. |
|---------|----------------------------|----|----|-----------|-----------|-------------|------|-----|------------|---------------|
| A.31.19 | Weber State | | | --- | --- | --- | --- | --- | --- | --- |
| S.7.19 | at UCLA | | | --- | --- | --- | --- | --- | --- | --- |
| S.14.19 | at New Mexico State | | | --- | --- | --- | --- | --- | --- | --- |
| S.21.19 | Utah State* | | | --- | --- | --- | --- | --- | --- | --- |
| O.5.19 | at Colorado State* | | | --- | --- | --- | --- | --- | --- | --- |
| O.12.19 | Wyoming* | | | --- | --- | --- | --- | --- | --- | --- |
| O.19.19 | at San José State* | | | --- | --- | --- | --- | --- | --- | --- |
| O.26.19 | at UNLV* | | | --- | --- | --- | --- | --- | --- | --- |
| N.9.19 | Nevada* | | | --- | --- | --- | --- | --- | --- | --- |
| N.15.19 | Fresno State* | 1 | 0 | 0 | 0 | 0.0 | 0 | 0 | 0 | 0.00 |
| N.23.19 | at Hawai'i* | 1 | 0 | 0 | 0 | 0.0 | 0 | 0 | 0 | 0.00 |
| N.30.19 | Brigham Young | 1 | 0 | 0 | 0 | 0.0 | 0 | 0 | 0 | 0.00 |
| D.21.19 | vs. Central Michigan~ | | | --- | --- | --- | --- | --- | --- | --- |
| O.24.20 | UNLV* | | | --- | --- | --- | --- | --- | --- | --- |
| O.31.20 | at Utah State* | | | --- | --- | --- | --- | --- | --- | --- |
| N.6.20 | San José State* | | | --- | --- | --- | --- | --- | --- | --- |
| N.14.20 | Hawai'i* | | | --- | --- | --- | --- | --- | --- | --- |
| N.21.20 | at Nevada* | | | --- | --- | --- | --- | --- | --- | --- |
| N.28.20 | at Colorado | 1 | 0 | 7 | 19 | 36.8 | 1 | 0 | 50 | 48.42 |
| D.5.20 | Colorado State* | 1 | 1 | 14 | 24 | 58.3 | 0 | 1 | 130 | 117.58 |
| D.12.20 | at No. 14/16 Brigham Young | 1 | 1 | 21 | 31 | 67.7 | 1 | 1 | 230 | 134.26 |
| S.4.21 | New Mexico State | 1 | 1 | 6 | 19 | 31.6 | 1 | 0 | 76 | 54.65 |
| S.11.21 | at Arizona | 1 | 1 | 10 | 14 | 71.4 | 0 | 2 | 183 | 204.80 |
| S.18.21 | Utah | | | --- | --- | --- | --- | --- | --- | --- |
| S.25.21 | Towson | | | --- | --- | --- | --- | --- | --- | --- |
| O.9.21 | New Mexico* | 1 | 1 | 11 | 24 | 45.8 | 0 | 0 | 130 | 91.33 |
| O.15.21 | at San Jose State* | 1 | 1 | 13 | 27 | 48.2 | 0 | 0 | 132 | 89.21 |
| O.23.21 | at Air Force* | | | --- | --- | --- | --- | --- | --- | --- |
| O.30.21 | Fresno State* | | | --- | --- | --- | --- | --- | --- | --- |
| N.6.21 | at Hawai'i* | | | --- | --- | --- | --- | --- | --- | --- |

*Bold indicates season high. * - Mountain West game. ~ - 2019 New Mexico Bowl (Dreamstyle Stadium; Albuquerque, N.M.).*

#5 BJ BUSBEE

(BUZZ-bee)

Wide Receiver • Senior • 5-8 • 155 • Long Beach, Calif. • St. Anthony HS

- **At San Diego State:** Former walk-on, who earned a scholarship on Aug. 25 ... Saw playing time in his first year in 2018 and more each of the past two seasons ... Speedy and shifty receiver, who could also see action in the return game ... Is listed as the starting 'H' receiver heading into the weekend.
- **2021 (Senior):** Has 11 catches for 129 yards (11.7 avg.) with a long of 36 yards in nine games, including two starts ... Also has three rushes for 10 yards (3.3 avg.) with a long run of four yards ... Has one tackle as well ... **vs. New Mexico State (Sept. 4)** ... Came off the bench in the opener against New Mexico State on Sept. 4, making a team-high two catches for 19 yards (9.5 avg.) with a team-long 25-yard grab ... Played in 18 snaps ... **at Arizona (Sept. 11)** ... Earned his first start of the season and fourth of his career at Arizona on Sept. 11, making a 4-yard catch in 15 snaps ... **vs. Utah (Sept. 18)** ... Started for a second straight game against Utah on Sept. 18 without recording a stat in 14 snaps ... **vs. Towson (Sept. 25)** ... Made two catches for 15 yards (7.5 avg.) with a long of 12 yards in 13 snaps off the bench against Towson on Sept. 25 ... **vs. New Mexico (Oct. 9)** ... Came up with a career-long 36-yard catch in 17 snaps off the bench against New Mexico on Oct. 9 ... The catch led to a Chance Bell rushing touchdown ... **at San José State (Oct. 15)** ... Had a career-high three receptions for 41 (13.7 avg.) yards in 29 snaps off the bench at San José State on Oct. 15 ... Also carried twice for seven yards (3.5 avg.) ... **at Air Force (Oct. 23)** ... Had a 3-yard catch in 16 snaps off the bench at Air Force on Oct. 23 ... **vs. Fresno State (Oct. 30)** ... Made an 11-yard grab in a start against Fresno State on Oct. 30, playing 43 snaps on offense ... Also had a tackle on an Aztec interception ... **at Hawai'i (Nov. 6)** ... Played 29 statless snaps off the bench at Hawai'i on Nov. 6.
- **2020 (Junior):** Played in all eight games on the season with three starts ... Had seven catches for 49 yards (7.0 avg.) with a long of 17 yards ... Also had a 6-yard rush ... In the return game, returned three punts for 87 yards (29.0 avg.) with a 90-yard touchdown and two kick

returns for 37 yards (18.5 avg.) with a long of 19 yards ... Played snaps in a reserve role vs. UNLV on Oct. 24, making a pair of receptions for five yards (2.5 avg.) ... The two catches tied a career high (seventh occasion) ... Made a 9-yard catch at Utah State on Oct. 31 ... Had an 11-yard grab against San José State on Nov. 6, while returning a kick return for the first time of his career for 19 yards ... Started for the first time of his career against Hawai'i on Nov. 14 but did not make a catch ... Started for the second straight game at Nevada on Nov. 21, making two catches for 24 yards (12.0 avg.) with a long of 17 yards ... Came off the bench at Colorado on Nov. 28, recording a catch and running for six yards ... Returned his first three punts of his career for 87 yards (29.0 avg.) with a touchdown against Colorado State on Dec. 5, while returning one kickoff for 18 yards ... Returned a punt 90 yards for a touchdown, the first by an Aztec on a non-blocked return since Rashaad Penny on Nov. 18, 2017 ... The 90-yard punt return was the longest by an Aztec since Damon Gourdine's school-record 98-yard return on Oct. 24, 1998 vs. Utah, the second longest in Mountain West history, the second-longest punt return in FBS play on the season and tied for the third longest in program history ... The 29.0 punt return average was the second-highest average by an Aztec since at least 1996 (min. 3 PR) and the eighth highest in a FBS game in 2020 (min 3 PR) ... Along with a 93-yard kickoff return for a touchdown by Jordan Byrd in the second quarter, San Diego State became the first FBS team with a kickoff return TD and a punt return TD in the same quarter since Tennessee on Oct. 31, 2015 (third quarter at Kentucky) ... It was the third time in the last 24 seasons (since 1996) that SDSU had a kickoff and punt return in the same game ... Also returned a kickoff for 18 yards ... Also started on offense at wide receiver for the third time of the season without recording a stat ... Did not record a stat off the bench at No. 14/16 Brigham Young on Dec. 12.

- **2019 (Sophomore):** Saw action in 12 games on the season ... Had 13 catches for 109 yards (8.4 avg.) with a long of 23 yards ... Also had two rushes for zero yards ... Logged 16 snaps in the opener with Weber State, recording two catches for 10 yards (5.0 avg.) with a long of seven yards ... Did not play at UCLA ... Logged 14 statless snaps at New Mexico State ... Played 17 snaps vs. Utah State, but was unable to find the stat sheet ... Had a 2-yard run in 13 snaps at Colorado State ... Had a pair of catches for six yards (3.0 avg.) and a negative rushing attempt in 32 snaps vs. Wyoming ... Came down with two receptions for 11 yards (5.5 avg.) with a long of nine at San Jose State in 18 snaps of the bench ... Had a 12-yard catch in 12 snaps off the bench at UNLV ... Made a 14-yard catch in 16 snaps vs. Nevada ... Had two grabs for 12 yards (6.0 avg.) in 27 snaps against Fresno State ... Made a 5-yard catch in seven snaps at Hawai'i ... Did not record a stat in 12 snaps vs. Brigham Young ... Had a solid game against Central Michigan in the New Mexico Bowl, making two catches for 39 yards (19.5 avg.) in 17 snaps ... The two receptions tied a career high, while the 39 yards were his most in a game since a career-high 44-yard effort at Nevada on Nov. 3, 2018 ... Also had a season-long 23-yard reception in the game.
- **2018 (Freshman):** Played in the team's final 11 games ... Had eight catches for 136 yards (17.0 avg.) with a 24-yard touchdown ... Also had five rushes for 14 yards (2.8 avg.) with a long of eight yards ... Did not play in the opener at No. 13/13 Stanford or in the home opener against Sacramento State ... Played his first career 11 snaps against No. 23/25 Arizona State, making a 12-yard catch and recording an 8-yard rush ... Played 10 snaps vs. Eastern Michigan, making the most of them with two receptions for 39 yards, including a 24-yard touchdown ... The touchdown put SDSU up, 17-3, in the second quarter and came on his second career catch ... Made a 24-yard grab at rv/No. 24 Boise State, but fumbled the ball and the Broncos recovered ... Had a 5-yard rush in seven snaps vs. Air Force ... Did not record a stat in three snaps against San José State ... Had a good game in 20 snaps at Nevada, catching two balls for a career-high 44 yards (22.0 avg.) with a career long of 29 yards ... Also had a carry, but it went for a 3-yard loss ... His 41 all-purpose yards were a career best ... Made a 4-yard grab off the bench at New Mexico ... Made a 13-yard catch and had a 1-yard rush against UNLV ... Had a 3-yard rush in 12 snaps at Fresno State ... Did not find the stat sheet in five snaps vs. Hawai'i or in 10 snaps vs. Ohio in the DXL Frisco Bowl.
- **2017 (Redshirt):** Redshirted the 2017 season after joining the team when school started.
- **High School:** Was a three-year letter winner at St. Anthony High School in Long Beach, Calif. ... Earned first-team all-Sante Fe League honors all three years and was a three-time first-team all-CIF selection ... Captained his senior team in 2016 to a 13-3 record, catching 53 passes for 1,055 yards (19.9 avg.) with eight touchdowns, while adding 460 rushing yards and nine touchdowns on 39 carries (11.8 avg.), and scoring an additional six return touchdowns (four punt return, two kick return) (according to MaxPreps) ... Was the St. Anthony Male Athlete of the Year.
- **Personal:** Byron Lamont Busbee Jr. was born May 31, 1999, in San Diego ... Son of Byron and Lenora Busbee ... Is majoring in interdisciplinary studies.

Busbee's Career Statistics

Receiving

| Season | GP | GS | Rec. | Yds. | Avg. | Long | TD |
|---------------|-----------|----------|-----------|------------|-------------|-----------|----------|
| 2018 | 11 | 0 | 8 | 136 | 17.0 | 29 | 1 |
| 2019 | 12 | 0 | 13 | 109 | 8.4 | 23 | 0 |
| 2020 | 8 | 3 | 7 | 49 | 7.0 | 17 | 0 |
| 2021 | 9 | 3 | 11 | 129 | 11.7 | 36 | 0 |
| Career | 40 | 6 | 39 | 423 | 10.8 | 36 | 1 |

Punt Returns

| Season | GP | GS | No. | Yds. | Avg. | Long | TD | All-Purpose Total Yds/Gm. |
|---------------|-----------|----------|----------|-----------|-------------|-----------|----------|---------------------------|
| 2020 | 4 | 2 | 3 | 87 | 29.0 | 90 | 1 | 179 22.4 |
| Career | 40 | 2 | 3 | 87 | 29.0 | 90 | 1 | 583 14.6 |

Career Highs: Receptions: 3 at San José State (10/15/21); Receiving Yards: 44 at Nevada (10/28/18); Receiving Touchdowns: 1 vs. Eastern Michigan (9/22/18); Long Reception: 36 vs. New Mexico (10/9/21); Carries: 2 at San José State (10/15/21); Rushing Yards: 8 vs. No. 23/25 Arizona State (9/15/18); Long Rush: 8 vs. No. 23/25 Arizona State (9/15/18); Kick Returns: 1 vs. Colorado State (12/5/20), vs. San José State (11/6/20); Kick Return Yards: 19 vs. San José State (11/6/20); Long Kick Return: 19 vs. San José State (11/6/20); Punt Returns: 3 vs. Colorado State (12/5/20); Punt Return Yards: 87 vs. Colorado State (12/5/20); Punt Return Touchdowns: 1 vs. Colorado State (12/5/20); Long Punt Return: 90 vs. Colorado State (12/5/20); All-Purpose Yards: 105 vs. Colorado State (12/5/20); Total Touchdowns: 1 vs. Colorado State (12/5/20), vs. Eastern Michigan (9/22/18).

2021 Highs: Receptions: 3 at San José State (10/15/21); Receiving Yards: 41 at San José State (10/15/21); Long Reception: 36 vs. New Mexico (10/9/21); Carries: 2 at San José State (10/15/21); Rushing Yards: 7 at San José State (10/15/21); Long Rush: 4 at San José State (10/15/21); All-Purpose Yards: 48 at San José State (10/15/21).

Busbee's Career Game-by-Game

Receiving

| Date | Opponent | GP | GS | No. | Yds. | Avg. | Lg. | TD | TD Lengths |
|---------|---------------------------|----|----|-----|------|------|-----|----|------------|
| A.31.18 | at No. 13/13 Stanford | | | | | | | | --- |
| S.8.18 | Sacramento State | | | | | | | | --- |
| S.15.18 | No. 23/25 Arizona State | 1 | 0 | 1 | 12 | 12.0 | 12 | 0 | |
| S.22.18 | Eastern Michigan | 1 | 0 | 2 | 39 | 19.5 | 24 | 1 | 24 |
| O.6.18 | at rv/No. 24 Boise State* | 1 | 0 | 1 | 24 | 24.0 | 18 | 0 | |
| O.12.18 | Air Force* | 1 | 0 | 0 | 0 | 0.0 | 0 | 0 | |
| O.20.18 | San José State* | 1 | 0 | 0 | 0 | 0.0 | 0 | 0 | |
| O.27.18 | at Nevada* | 1 | 0 | 2 | 44 | 22.0 | 29 | 0 | |
| N.3.18 | at New Mexico* | 1 | 0 | 1 | 4 | 4.0 | 4 | 0 | |
| N.10.18 | UNLV* | 1 | 0 | 1 | 13 | 13.0 | 13 | 0 | |
| N.17.18 | at Fresno State* | 1 | 0 | 0 | 0 | 0.0 | 0 | 0 | |
| N.24.18 | Hawai'i* | 1 | 0 | 0 | 0 | 0.0 | 0 | 0 | |
| D.19.18 | vs. Ohio# | 1 | 0 | 0 | 0 | 0.0 | 0 | 0 | |
| A.31.19 | Weber State | 1 | 0 | 2 | 10 | 5.0 | 7 | 0 | |
| S.7.19 | at UCLA | | | | | | | | --- |
| S.14.19 | at New Mexico State | 1 | 0 | 0 | 0 | 0.0 | 0 | 0 | |
| S.21.19 | Utah State* | 1 | 0 | 0 | 0 | 0.0 | 0 | 0 | |
| O.5.19 | at Colorado State* | 1 | 0 | 0 | 0 | 0.0 | 0 | 0 | |
| O.12.19 | Wyoming* | 1 | 0 | 2 | 6 | 3.0 | 7 | 0 | |
| O.19.19 | at San José State* | 1 | 0 | 2 | 11 | 5.5 | 9 | 0 | |
| O.26.19 | at UNLV* | 1 | 0 | 1 | 12 | 12.0 | 12 | 0 | |
| N.9.19 | Nevada* | 1 | 0 | 1 | 14 | 14.0 | 14 | 0 | |
| N.15.19 | Fresno State* | 1 | 0 | 2 | 12 | 6.0 | 8 | 0 | |
| N.23.19 | at Hawai'i* | 1 | 0 | 1 | 5 | 5.0 | 5 | 0 | |
| N.30.19 | Brigham Young | 1 | 0 | 0 | 0 | 0.0 | 0 | 0 | |
| D.21.19 | vs. Central Michigan~ | 1 | 0 | 2 | 39 | 19.5 | 23 | 0 | |
| O.24.20 | UNLV* | 1 | 0 | 2 | 5 | 2.5 | 3 | 0 | |
| O.31.20 | at Utah State* | 1 | 0 | 1 | 9 | 9.0 | 9 | 0 | |
| N.6.20 | San José State* | 1 | 0 | 1 | 11 | 11.0 | 11 | 0 | |
| N.14.20 | Hawai'i* | 1 | 1 | 0 | 0 | 0.0 | 0 | 0 | |
| N.21.20 | at Nevada* | 1 | 1 | 2 | 24 | 12.0 | 17 | 0 | |
| N.28.20 | at Colorado | 1 | 0 | 1 | 0 | 0.0 | 0 | 0 | |
| D.5.20 | Colorado State* | 1 | 1 | 0 | 0 | 0.0 | 0 | 0 | |

| Date | Opponent | GP | GS | No. | Yds. | Avg. | Lg. | TD | TD Lengths |
|---------|----------------------------|----|----|-----|------|------|-----|----|------------|
| D.12.20 | at No. 14/16 Brigham Young | 1 | 0 | 0 | 0 | 0.0 | 0 | 0 | |
| S.4.21 | New Mexico State | 1 | 0 | 2 | 19 | 9.5 | 25 | 0 | |
| S.11.21 | at Arizona | 1 | 1 | 1 | 4 | 4.0 | 4 | 0 | |
| S.18.21 | Utah | 1 | 1 | 0 | 0 | 0.0 | 0 | 0 | |
| S.25.21 | Towson | 1 | 0 | 2 | 15 | 7.5 | 13 | 0 | |
| O.9.21 | New Mexico* | 1 | 0 | 1 | 36 | 36.0 | 36 | 0 | |
| O.15.21 | at San José State* | 1 | 0 | 3 | 41 | 13.7 | 16 | 0 | |
| O.23.21 | at Air Force* | 1 | 0 | 1 | 3 | 3.0 | 3 | 0 | |
| O.30.21 | Fresno State* | 1 | 1 | 1 | 11 | 11.0 | 11 | 0 | |
| N.6.21 | at Hawai'i* | 1 | 0 | 0 | 0 | 0.0 | 0 | 0 | |

*Bold indicates season high. * - Mountain West game. # - 2018 DXL Frisco Bowl (Toyota Stadium; Frisco, Texas). ~ - 2019 New Mexico Bowl (Dreamstyle Stadium; Albuquerque, N.M.).*

#15 JORDAN BYRD

Running Back • Senior • 5-9 • 170 • Albuquerque, N.M. • Manzano HS

• **At San Diego State:** Speedster with an incredible first step ... Impressed in 2018 fall camp as a true freshman and was on the travel squad for the whole season ... Saw more time as the 2018 season wore on ... Was a regular contributor in the backfield during the 2019 season and again in 2020 ... Enters the weekend as the co-starting 'F' running back along with Kaegun Williams ... Also is slated to start at kick returner and punt returner ... Ranks second in program history in kick return average (26.3), fourth in kick return touchdowns (2), fifth in kick return yards (1,288) and seventh in kick returns (49).

• **2021 (Senior):** Has been named to the Paul Hornung Award Watch List for the most versatile player for a second straight season ... Also is a preseason second-team all-Mountain West selection as a kick returner by both Phil Steele Magazine and Athlon Sports ... Also is an honorable-mention selection by Pro Football Focus ... Has started all nine games at kick returner and punt returner, and once at running back ... Has rushed 30 times for 197 yards (6.6 avg.) with three touchdowns and a long of 55 yards, while making eight catches for 56 yards (7.0 avg.) with a long of 20 yards ... Also has returned 16 punts for 84 yards (5.3 avg.), while returning 14 kickoffs for 440 yards (31.4 avg.) with a 100-yard kick return touchdown ... Leads the Mountain West in kick return average (31.43, 6th in FBS), combined kick return yards (524, 8th in FBS), kick return yards (440, 11th in FBS) and total punt returns (16, 12th in FBS), and is also tied for first in kick return touchdowns (1, T-7th in FBS), second in punt return average (5.25, 36th in FBS), fourth in total kick returns (14, T-30th in FBS) and sixth in punt return yards (84, T-57th in FBS) ... vs. New Mexico State (Sept. 4) ... Started the opener vs. New Mexico State on Sept. 4 along with Greg Bell at running back ... Only carried the ball three times, but took his first snap 43 yards for a touchdown for SDSU's final points of the game ... It was his first rushing touchdown of the season and seventh of his career ... Also had an 18-yard catch and two punt returns for nine yards (4.5 avg.) ... Played eight snaps on offense ... **at Arizona (Sept. 11) ...** Came off the bench at Arizona on Sept. 11, carrying twice for 19 yards (9.5 avg.) with a long of 17 yards ... Also had two catches for five yards (2.5 avg.) and returned five punts for 26 yards (6.5 avg.) ... Ended up playing nine snaps on offense ... **vs. Utah (Sept. 18) ...** Had two kick returns for 126 yards (63.0 avg.), including a 100-yard touchdown against Utah on Sept. 18 ... Became the fifth Aztec in program history with a 100-yard kickoff return (has happened eight times overall) and first since Rashaad Penny against Nevada on Nov. 18, 2017 ... His 63.0 kick return average is the fourth highest in a FBS game this season (min. 2 KR) and the fourth highest by an Aztec since at least 1996 (min. 2 KR) ... Now has two of the four-highest kick return averages in a game by an Aztec since at least 1996 (74.0 vs. Colorado State on Dec. 5, 2020 (No. 1) and 63.0 vs. Utah on Sept. 18, 2021 (No. 4)) ... Is one of only 13 FBS players with a 100-yard kick return for a touchdown this season ... It was his second career kickoff return touchdown ... Also returned three punts for 11 yards (3.7 avg.) and caught a 4-yard pass ... Played four offensive snaps ... Was named the team's special teams player of the game ... vs. Towson (Sept. 25) ... Had a solid game against Towson on Sept. 25, rushing seven times for 75 yards (10.7 avg.) with two touchdowns, while returning three punts for a career-high 31 yards (10.3 avg.) ... Had his most rushing yards in a game since having 139 against Central Michigan in the 2019 New Mexico Bowl ... Had two rushing touchdowns for the second time of his career (also Sept. 14, 2019 at New Mexico State) ... The two touchdowns also matched a career high (same NMSU game) ... Now has three rushing touchdowns this season and nine for his career ... Also has four overall touchdowns on the season and 11 for his career ... **vs. New Mexico (Oct. 9) ...** Played 14 snaps off the bench against New Mexico on Oct. 9, rushing three times for two yards (0.7 avg.) and adding two receptions for two yards (1.0 avg.) ... Was more effective in the kicking game with two kick

returns for 49 yards (24.5 avg.) with a long of 33 yards, and two punt returns for three yards (1.5 avg.) ... **at San José State (Oct. 15) ...** Was on the offensive side of the ball for just 11 snaps, rushing three times for 12 yards (4.0 avg.) with a long of 12 yards ... Also returned three kickoffs for 69 yards (23.0 avg.) with a long of 26 yards, and two punts for four yards (2.0 avg.) ... **at Air Force (Oct. 23) ...** Made the most of his 12 offensive snaps at Air Force on Oct. 23, rushing six times for 32 yards (5.3 avg.) with a long of eight yards ... Also had a 20-yard catch, the longest of the game for San Diego State ... Returned two kickoffs for 46 yards (23.0 avg.) ... Was named one of SDSU's offensive players of the week ... vs. Fresno State (Oct. 30) ... Ran two times for six yards (3.0) in 10 offensive snaps against Fresno State on Oct. 30, while adding a 7-yard catch ... Also excelled in the kick return game with two returns for 74 yards (37.0 avg.) with a long of 40 yards ... **at Hawai'i (Nov. 6) ...** Played 10 snaps off the bench at Hawai'i on Nov. 6, rushing four times for three yards (0.8 avg.) with a long of seven yards ... Also returned three kickoffs for 76 yards (25.3 avg.) with a 50-yarder to open the game.

• **2020 (Junior):** Earned second-team all-Mountain West honors as a kick returner by the league's coaches and media ... Was also on the Hornung Award Watch List for the most versatile player ... Was a preseason third-team all-Mountain West selection at kick returner by Athlon Sports and Phil Steele Magazine ... Started three games at running back, all eight at kick returner and three at punt returner ... Rushed for 225 yards on 35 carries (6.4 avg.) with two touchdowns ... Also had seven catches for 12 yards (1.7 avg.) ... In the return game, returned 12 kicks for 383 yards (31.9 avg.) with a 93-yard touchdown and seven punts for 34 yards (4.9 avg.) ... Led the Mountain West in kick return average (31.92, 7th in FBS), and tied for second in kickoff return touchdowns (1, T-5th in FBS) and ranked third in combined kick return yards (417, 22nd in FBS) ... Started the opener against UNLV on Oct. 24 at running back, kick returner and punt returner ... Ran for 40 yards on just three carries (13.3 avg.) with a long of 32 yards, while adding two catches for 13 yards (6.5 avg.) ... Also excelled in the return game with two kick returns for 51 yards (25.5 avg.) and four punt returns for 27 yards (6.8 avg.) ... Ran for a 73-yard touchdown in a start at Utah State on Oct. 31 ... The 73-yard rush was a career long and longest by an Aztec since Rashaad Penny's 81-yard touchdown run against Army West Point in the 2017 Armed Forces Bowl (Dec. 23) ... Also returned two punts for seven yards (3.5 avg.) ... Ran twice for three yards (1.5 avg.) and caught a 2-yard pass off the bench vs. San José State on Nov. 6 ... Also returned three kickoffs for 68 yards (22.7 avg.) and a punt for zero yards ... Ran seven times for 61 yards (8.7 avg.) off the bench against Hawai'i on Nov. 14, including a 51-yard touchdown ... Also had a 21-yard kick return and added a catch ... The touchdown was his second of the season and sixth of his career ... Ran six times for six yards (1.0 avg.) in a reserve role at Nevada on Nov. 21 with a long of four yards ... Also returned two kickoffs for 50 yards (25.0 avg.) with a long of 34 yards ... Earned the start at Colorado on Nov. 28, rushing four times for six yards (1.5 avg.) and adding a 1-yard catch ... Also had a 22-yard kick return ... Was named the Mountain West Special Teams Player of the Week on Dec. 7 for his play at Colorado State on Dec. 5 when he returned two kickoffs for a career-high 148 yards (74.0 avg.), including a 93-yard touchdown ... It was SDSU's first kickoff return TD since Kaegun Williams had one at San José State on Oct. 19, 2019 ... The 74.0 kickoff return average was the highest by an Aztec in a game since at least 1996 (min. 2 returns), the second highest in Mountain West history and the second highest in a FBS game this season ... Additionally, the 148 kickoff return yards were the most by an Aztec since Davion Mauldin totaled 151 yards on Nov. 7, 2009 vs. TCU and the ninth most in program history ... Along with a 90-yard punt return TD by BJ Busbee in the second quarter, San Diego State became the first team with a kickoff return and punt return in the same quarter since Tennessee on Oct. 31, 2015 (third quarter at Kentucky) ... Also rushed 10 times in the game for 33 yards and made a catch ... Ran twice for three yards at No. 14/16 Brigham Young on Dec. 12 and had a 23-yard kick return.

• **2019 (Sophomore):** Played in 12 of the team's 13 games on the season, starting six times at running back, five times at punt returner and nine times as the kick returner ... Rushed 78 times for 355 yards (4.6 avg.) with three touchdowns and a long of 56 yards ... Also had 16 catches for 64 yards (4.0 avg.) with a long grab of 20 yards ... Has also returned 12 punts for 93 yards (7.8 avg.) with a long of 17 yards and 15 kickoffs for 319 yards (21.3 avg.) with a long of 34 yards ... Ranked fifth in the Mountain West in total kick/punt return yards (412, 60th in FBS) ... Led SDSU in all-purpose yards (831), all-purpose yards per game (69.2), punt return yards (93), punt return average (7.8) and kick return yards (319) ... Had a good opener with Weber State, rushing for 50 yards on just five carries (10.0 avg.) with a long of 23 yards, and returning four punts for 25 yards (6.3 avg.) ... The four punt returns, 25 punt return yards and long return of eight yards were each career highs ... Started at running back for the first time of his career at UCLA, rushing a career-high 10 times for 19 yards (1.9 avg.) with a long of six yards, while adding at career-high four receptions for a career-best 32 yards and a career

long of 20 yards ... Also logged a career-long 17-yard punt return ... Had a career day at New Mexico State, rushing 22 times for 118 yards (5.4 avg.) and two touchdowns ... Became the 78th different 100-yard rusher in program history ... Was named to the Pro Football Focus Mountain West Team of the Week for the first time of his career ... Set career highs in attempts (22), yards (118) and touchdowns (two) ... His first touchdown was a 1-yard run that put SDSU up, 14-0, in the second quarter while his second from seven yards out gave the Aztecs a 24-0 lead in the third quarter ... Ran for 118 yards after entering the game with 206 yards for his career and doubled his previous touchdown total (1) ... Also added three receptions for six yards and a 4-yard punt return ... Started for a third straight game vs. Utah State, but was hampered by an early ankle injury ... Still made the most of 17 offensive snaps, rushing 10 times for 20 yards (2.0 avg.), while returning three kicks for 50 yards (16.7 avg.) with a long of 22 yards ... Earned the start at Colorado State, carrying nine times for zero yards in 18 snaps ... Returned a kickoff for a career-long 33 yards and returned two punts for 15 yards (7.5 avg.) with a long of 12 yards ... Also had a catch that went for a 5-yard loss. ... Only played six offensive snaps vs. Wyoming, rushing once for zero yards ... Still returned three kicks for 63 yards (21.0 avg.) with a long of 22 yards and three punts for 21 yards (7.0 avg.) with a long of nine yards ... Only got four snaps at San José State after suffering a hamstring injury, carrying twice for six yards (3.0 avg.) and adding a 6-yard catch ... Also saw some time on special teams before the injury, returning a kickoff 26 yards and a punt 11 yards ... Did not play at UNLV because of the hamstring injury ... Was only on the field for one offensive snap against Nevada, making a 2-yard catch ... Also returned two kickoffs for 50 yards (25.0 avg.) with a long of 28 yards ... Had a 2-yard rush in a pair of offensive snaps vs. Fresno State, while returning two kickoffs for 26 yards (13.0 avg.) with a long of 20 yards ... Earned the start at Hawai'i, carrying the ball once for one yard and adding a catch for zero yards in seven snaps ... Had three catches for 10 yards (3.3 avg.) with a long of six in five offensive snaps against Brigham Young, while returning one kick for 18 yards ... Had a monster game in front of his hometown against Central Michigan in the New Mexico Bowl, rushing for a career-high 139 yards on 17 carries (8.2 avg.) and a touchdown, while adding two catches for 13 yards (6.5 avg.) and two kick returns for 53 yards (26.5 avg.) ... Finished with a career-high 205 all-purpose yards, averaging 9.8 yards per touch en route to earning Co-Offensive Most Valuable Player honors with Jesse Matthews ... Recorded his second 100-yard game of the season and his career ... Had 139 rushing yards after entering the game with only 29 yards over his previous eight games played ... Also had a season-long 56-yard rush and a career-long 34-yard kick return ... Now has 267 rushing yards in the state of New Mexico (his home state) in three games (89.0 rypg) after recording 225 in his 20 other games played (11.3 ypg).

- **2018 (True Freshman):** Shared the team's outstanding freshman award (with CB Darren Hall) ... Played in 11 games on the season, rushing 23 times for 137 yards (6.0 avg.) with a 72-yard touchdown ... Also had a 7-yard catch, and returned eight kicks for 146 yards (18.2 avg.) with a long of 26 and returned three punts for seven yards (2.3 avg.) ... Did not play in the opener at No. 13/13 Stanford or against Sacramento State ... Came in for one snap against No. 23/25 Arizona State, rushing for 11 yards ... Was on the field for one snap vs. Eastern Michigan, but did not record a stat ... Had a breakout game at rv/No. 24 Boise State, rushing for 76 yards and a touchdown on three attempts (25.3 avg.) ... Recorded his first career touchdown on his fourth career attempt ... The 72-yard run was the longest of the season for the Aztecs ... Carried the ball a career-high six times against Air Force, but finished with a net zero yards with a long of two yards ... Also returned two kickoffs for 32 yards (16.0 avg.) with a long of 23 and returned a punt for three yards ... Ran three times for nine yards (3.0 avg.) in seven snaps vs. San José State ... Had a 1-yard run in six snaps at Nevada, while returning three kickoffs for 49 yards (16.3 avg.) with a long of 20, and returning two punts for four yards with a long of 5 ... Set career bests in kickoff returns (3), kick return yards (49), punt returns (2), punt return yards (4) and long punt return (5) ... Carried four times for 10 yards (2.5 avg.) in front of his home crowd at New Mexico ... Carried once for nine yards for a first down against UNLV and added three kickoff returns for a career-high 65 yards (21.7 avg.), including a career long of 26 yards ... Played two snaps of statless ball at Fresno State ... In nine snaps vs. Hawai'i, rushed three times for 18 yards (6.0 avg.) with a long of 16 yards, while adding his first career catch for seven yards ... Had a 3-yard rush in three snaps vs. Ohio in the DXL Frisco Bowl.

- **High School:** Was a three-year letter winner at Manzano High School in Albuquerque, N.M. ... Led the Monarchs to a state championship in 2017 and a perfect 13-0 record ... Manzano High School improved its record each of Byrd's three years, going from 7-5 in 2015, to 10-3 in 2016 to 13-0 in 2017 ... Played quarterback, running back and wide receiver at MHS, and also returned kicks and punts ... Over his three years (according to MaxPreps), was 112-for-177 (63.3 pct.) for 1,522 yards and 16 touchdowns against four interceptions, while rushing 344 times for 2,750 yards (8.0 avg.) and 37 touchdowns, and adding 41 catches for 669 yards

(16.3 avg.) and four touchdowns ... Best season statistically was 2017, where he was 72-for-107 (67.4 pct.) for 1,011 yards and 10 touchdowns in the air, 1,235 yards and 21 touchdowns on the ground on 158 carries (7.8 avg.), and adding 25 catches for 381 yards (15.2 avg.) and three touchdowns ... Earned all-state and all-metro honors, and was the league MVP ... Was a three-time team MVP ... As an athlete, earned three stars from 247sports and two stars from Rivals ... Rated as the top recruit in New Mexico by 247sports ... Also competed on the track and field team, where he won four straight 100-meter state titles, three 200 championships.

- **Personal:** Jordan Lamont Byrd was born April 7, 2000, in Albuquerque, N.M. ... Son of Lamont Byrd and Nicole Bedford ... According to Rivals, also had scholarship offers from TCU, Arizona, Utah, Texas Tech, Utah State and New Mexico ... Is majoring in interdisciplinary studies.

Byrd's Career Statistics

| Season | GP | GS | Att. | Yds. | Rushing | | | | Receiving | | | | |
|---------------|-----------|-----------|------------|------------|----------|-----------|------------|----------|-----------|------------|------------|----------|-----------|
| | | | | | TD | Lg. | Avg. | 100+ | No. | Yds. | Avg. | TD | Lg. |
| 2018 | 11 | 0 | 23 | 137 | 1 | 72 | 6.0 | 0 | 1 | 7 | 7.0 | 0 | 7 |
| 2019 | 12 | 6 | 78 | 355 | 3 | 56 | 4.6 | 2 | 16 | 64 | 4.0 | 0 | 20 |
| 2020 | 8 | 3 | 35 | 225 | 2 | 73 | 6.4 | 0 | 7 | 12 | 1.7 | 0 | 9 |
| 2021 | 9 | 1 | 30 | 197 | 3 | 55 | 6.6 | 0 | 8 | 56 | 7.0 | 0 | 20 |
| Career | 40 | 10 | 166 | 914 | 9 | 73 | 5.5 | 2 | 32 | 139 | 4.3 | 0 | 20 |

Kick Returns

| Season | GP | GS | No. | Yds. | Avg. | Long | TD | All-Purpose | |
|---------------|-----------|-----------|-----------|--------------|-------------|------------|----------|---------------|-------------|
| | | | | | | | | Total Yds/Gm. | |
| 2018 | 11 | 6 | 8 | 146 | 18.2 | 26 | 0 | 297 | 27.0 |
| 2019 | 12 | 9 | 15 | 319 | 21.3 | 34 | 0 | 831 | 69.2 |
| 2020 | 8 | 8 | 12 | 383 | 31.9 | 93 | 1 | 654 | 81.8 |
| 2021 | 9 | 9 | 14 | 440 | 31.4 | 100 | 1 | 777 | 86.3 |
| Career | 40 | 32 | 49 | 1,288 | 26.3 | 100 | 2 | 2,556 | 63.9 |

Punt Returns

| Season | GP | GS | No. | Yds. | Avg. | Long | TD |
|---------------|-----------|-----------|-----------|------------|------------|-----------|----------|
| 2018 | 11 | 2 | 3 | 7 | 2.3 | 5 | 0 |
| 2019 | 12 | 5 | 12 | 93 | 7.8 | 17 | 0 |
| 2020 | 8 | 3 | 7 | 34 | 4.9 | 13 | 0 |
| 2021 | 9 | 9 | 16 | 84 | 5.3 | 16 | 0 |
| Career | 40 | 19 | 38 | 218 | 5.7 | 17 | 0 |

Career Highs: Carries: 22 at New Mexico State (9/14/19); Rushing Yards: 139 vs. Central Michigan (12/21/19); Rushing Touchdowns: 2 vs. Towson (9/25/21), at New Mexico State (9/14/19); Long Rush: 73 at Utah State (10/31/20); Receptions: 4 at UCLA (9/7/19); Receiving Yards: 32 at UCLA (9/7/19); Long Reception: 20 at Air Force (10/23/21), at UCLA (9/7/19); Kick Returns: 3, seven times; Kick Return Yards: 148 vs. Colorado State (12/5/20); Kick Return Touchdowns: 1 vs. Utah (9/18/21), vs. Colorado State (12/5/20); Long Kick Return: 100 vs. Utah (9/18/21); Punt Returns: 4 at Arizona (9/11/21), vs. UNLV (10/24/20), vs. Weber State (8/31/19); Punt Return Yards: 31 vs. Towson (9/25/21); Long Punt Return: 17 at UCLA (9/7/19); All-Purpose Yards: 205 vs. Central Michigan (12/21/19); Total Touchdowns: 2 vs. Towson (9/25/21), at New Mexico State (9/14/19).

2021 Highs: Carries: 7 vs. Towson (9/25/21); Rushing Yards: 75 vs. Towson (9/25/21); Rushing Touchdowns: 2 vs. Towson (9/25/21); Long Rush: 55 vs. Towson (9/25/21); Receptions: 2 vs. New Mexico (10/9/21), at Arizona (9/11/21); Receiving Yards: 20 at Air Force (10/23/21); Long Reception: 20 at Air Force (10/23/21); Kick Returns: 3 at Hawai'i (11/6/21), at San José State (10/15/21); Kick Return Yards: 126 vs. Utah (9/18/21); Kick Return Touchdowns: 1 vs. Utah (9/18/21); Long Kick Return: 100 vs. Utah (9/18/21); Punt Returns: 4 at Arizona (9/11/21); Punt Return Yards: 31 vs. Towson (9/25/21); Long Punt Return: 16 vs. Towson (9/25/21); All-Purpose Yards: 141 vs. Utah (9/18/21); Total Touchdowns: 2 vs. Towson (9/25/21).

Byrd's Career Game-by-Game

| Date | Opponent | GP | GS | Rushing | | | | Receiving | | |
|---------|---------------------------|----|----|----------------------|------|-------|----|-----------|------|----|
| | | | | Att. | Yds. | Avg. | TD | No. | Yds. | TD |
| A.31.18 | at No. 13/13 Stanford | | | --- Did Not Play --- | | | | | | |
| S.8.18 | Sacramento State | | | --- Did Not Play --- | | | | | | |
| S.15.18 | No. 23/25 Arizona State | 1 | 0 | 1 | 11 | 11.00 | 0 | 0 | 0 | 0 |
| S.22.18 | Eastern Michigan | 1 | 0 | 0 | 0 | 0.00 | 0 | 0 | 0 | 0 |
| O.6.18 | at rv/No. 24 Boise State* | 1 | 0 | 3 | 76 | 25.33 | 1 | 0 | 0 | 0 |
| O.12.18 | Air Force* | 1 | 0 | 6 | 0 | 0.09 | 0 | 0 | 0 | 0 |

| Date | Opponent | GP | GS | Rushing | | | Receiving | | |
|---------|----------------------------|--------------------------------|----|---------|------|-------|-----------|-----|------|
| | | | | Att. | Yds. | Avg. | TD | No. | Yds. |
| O.20.18 | San José State* | 1 | 0 | 3 | 9 | 3.00 | 0 | 0 | 0 |
| O.27.18 | at Nevada* | 1 | 0 | 1 | 1 | 1.00 | 0 | 0 | 0 |
| N.3.18 | at New Mexico* | 1 | 0 | 4 | 10 | 2.50 | 0 | 0 | 0 |
| N.10.18 | UNLV* | 1 | 0 | 1 | 9 | 9.00 | 0 | 0 | 0 |
| N.17.18 | at Fresno State* | 1 | 0 | 0 | 0 | 0.00 | 0 | 0 | 0 |
| N.24.18 | Hawai'i* | 1 | 0 | 3 | 18 | 6.00 | 0 | 1 | 7 |
| D.19.18 | vs. Ohio# | 1 | 0 | 1 | 3 | 3.00 | 0 | 0 | 0 |
| A.31.19 | Weber State | 1 | 0 | 5 | 50 | 10.00 | 0 | 0 | 0 |
| S.7.19 | at UCLA | 1 | 1 | 10 | 19 | 1.90 | 0 | 4 | 32 |
| S.14.19 | at New Mexico State | 1 | 1 | 22 | 118 | 5.36 | 2 | 3 | 6 |
| S.21.19 | Utah State* | 1 | 1 | 10 | 20 | 2.00 | 0 | 0 | 0 |
| O.5.19 | at Colorado State* | 1 | 1 | 9 | 0 | 0.00 | 0 | 1 | -5 |
| O.12.19 | Wyoming* | 1 | 1 | 1 | 0 | 0.00 | 0 | 0 | 0 |
| O.19.19 | at San José State* | 1 | 0 | 2 | 6 | 3.00 | 0 | 1 | 6 |
| O.26.19 | at UNLV* | --- Did Not Play - Injured --- | | | | | | | |
| N.9.19 | Nevada* | 1 | 0 | 0 | 0 | 0.00 | 0 | 1 | 2 |
| N.15.19 | Fresno State* | 1 | 0 | 1 | 2 | 2.00 | 0 | 0 | 0 |
| N.23.19 | at Hawai'i* | 1 | 1 | 1 | 1 | 1.00 | 0 | 1 | 0 |
| N.30.19 | Brigham Young | 1 | 0 | 0 | 0 | 0.00 | 0 | 3 | 10 |
| D.21.19 | vs. Central Michigan~ | 1 | 0 | 17 | 139 | 8.18 | 1 | 2 | 13 |
| O.24.20 | UNLV* | 1 | 1 | 3 | 40 | 13.33 | 0 | 2 | 13 |
| O.31.20 | at Utah State* | 1 | 1 | 1 | 73 | 73.00 | 1 | 1 | -2 |
| N.6.20 | San José State* | 1 | 0 | 2 | 3 | 1.50 | 0 | 1 | 2 |
| N.14.20 | Hawai'i* | 1 | 0 | 7 | 61 | 8.71 | 1 | 1 | -1 |
| N.21.20 | at Nevada* | 1 | 0 | 6 | 6 | 6.00 | 0 | 0 | 0 |
| N.28.20 | at Colorado | 1 | 1 | 4 | 6 | 1.50 | 0 | 1 | 1 |
| D.5.20 | Colorado State* | 1 | 0 | 10 | 33 | 3.30 | 0 | 1 | -1 |
| D.12.20 | at No. 14/16 Brigham Young | 1 | 0 | 2 | 3 | 1.50 | 0 | 0 | 0 |
| S.4.21 | New Mexico State | 1 | 1 | 3 | 48 | 16.00 | 1 | 1 | 18 |
| S.11.21 | at Arizona | 1 | 0 | 2 | 19 | 9.50 | 0 | 2 | 5 |
| S.18.21 | Utah | 1 | 0 | 0 | 0 | 0.00 | 0 | 1 | 4 |
| S.25.21 | Towson | 1 | 0 | 7 | 75 | 10.71 | 2 | 0 | 0 |
| O.9.21 | New Mexico* | 1 | 0 | 3 | 2 | 0.67 | 0 | 2 | 2 |
| O.15.21 | at San Jose State* | 1 | 0 | 3 | 12 | 4.00 | 0 | 0 | 0 |
| O.23.21 | at Air Force* | 1 | 0 | 6 | 32 | 5.33 | 0 | 1 | 20 |
| O.30.21 | Fresno State* | 1 | 0 | 2 | 6 | 3.00 | 0 | 1 | 7 |
| N.6.21 | at Hawai'i* | 1 | 0 | 4 | 3 | 0.75 | 0 | 0 | 0 |

Kick Returns

| Date | Opponent | GP | GS | No. | Yds. | Avg. | Lg. | TD | TD Lengths |
|---------|---------------------------|--------------------------------|----|-----|------|------|-----|----|------------|
| A.31.18 | at No. 13/13 Stanford | --- Did Not Play --- | | | | | | | |
| S.8.18 | Sacramento State | --- Did Not Play --- | | | | | | | |
| S.15.18 | No. 23/21 Arizona State | 1 | | 0 | 0 | 0.0 | 0 | 0 | 0 |
| S.22.18 | Eastern Michigan | 1 | | 0 | 0 | 0.0 | 0 | 0 | 0 |
| O.6.18 | at rv/No. 24 Boise State* | 1 | * | 0 | 0 | 0.0 | 0 | 0 | 0 |
| O.12.18 | Air Force* | 1 | * | 2 | 32 | 16.0 | 23 | 0 | 0 |
| O.20.18 | San José State* | 1 | * | 0 | 0 | 0.0 | 0 | 0 | 0 |
| O.27.18 | at Nevada* | 1 | * | 3 | 49 | 16.3 | 20 | 0 | 0 |
| N.3.18 | at New Mexico* | 1 | * | 0 | 0 | 0.0 | 0 | 0 | 0 |
| N.10.18 | UNLV* | 1 | * | 3 | 65 | 21.7 | 26 | 0 | 0 |
| N.17.18 | at Fresno State* | 1 | | 0 | 0 | 0.0 | 0 | 0 | 0 |
| N.24.18 | Hawai'i* | 1 | | 0 | 0 | 0.0 | 0 | 0 | 0 |
| D.19.18 | vs. Ohio# | 1 | | 0 | 0 | 0.0 | 0 | 0 | 0 |
| A.31.19 | Weber State | 1 | | 0 | 0 | 0.0 | 0 | 0 | 0 |
| S.7.19 | at UCLA | 1 | | 0 | 0 | 0.0 | 0 | 0 | 0 |
| S.14.19 | at New Mexico State | 1 | * | 0 | 0 | 0.0 | 0 | 0 | 0 |
| S.21.19 | Utah State* | 1 | * | 3 | 50 | 16.7 | 22 | 0 | 0 |
| O.5.19 | at Colorado State* | 1 | * | 1 | 33 | 33.0 | 33 | 0 | 0 |
| O.12.19 | Wyoming* | 1 | * | 3 | 63 | 21.0 | 22 | 0 | 0 |
| O.19.19 | at San José State* | 1 | * | 1 | 26 | 26.0 | 26 | 0 | 0 |
| O.26.19 | at UNLV* | --- Did Not Play - Injured --- | | | | | | | |
| N.9.19 | Nevada* | 1 | * | 2 | 50 | 25.0 | 28 | 0 | 0 |

Kick Returns

| Date | Opponent | GP | GS | No. | Yds. | Avg. | Lg. | TD | TD Lengths |
|---------|----------------------------|----|----|-----|------|------|-----|----|------------|
| N.15.19 | Fresno State* | 1 | * | 2 | 26 | 13.0 | 20 | 0 | 0 |
| N.23.19 | at Hawai'i* | 1 | | 0 | 0 | 0.0 | 0 | 0 | 0 |
| N.30.19 | Brigham Young | 1 | * | 1 | 18 | 18.0 | 18 | 0 | 0 |
| D.21.19 | vs. Central Michigan~ | 1 | * | 2 | 53 | 26.5 | 34 | 0 | 0 |
| O.24.20 | UNLV* | 1 | * | 2 | 51 | 25.5 | 29 | 0 | 0 |
| O.31.20 | at Utah State* | 1 | * | 0 | 0 | 0.0 | 0 | 0 | 0 |
| N.6.20 | San José State* | 1 | * | 3 | 68 | 22.7 | 31 | 0 | 0 |
| N.14.20 | Hawai'i | 1 | * | 1 | 21 | 21.0 | 21 | 0 | 0 |
| N.21.20 | at Nevada* | 1 | * | 2 | 50 | 25.0 | 34 | 0 | 0 |
| N.28.20 | at Colorado | 1 | * | 1 | 22 | 22.0 | 22 | 0 | 0 |
| D.5.20 | Colorado State* | 1 | * | 2 | 148 | 74.0 | 93 | 1 | 93 |
| D.12.20 | at No. 14/16 Brigham Young | 1 | * | 1 | 23 | 23.0 | 23 | 0 | 0 |
| S.4.21 | New Mexico State | 1 | * | 0 | 0 | 0.0 | 0 | 0 | 0 |
| S.11.21 | at Arizona | 1 | * | 0 | 0 | 0.0 | 0 | 0 | 0 |
| S.18.21 | Utah | 1 | * | 2 | 126 | 63.0 | 100 | 1 | 100 |
| S.25.21 | Towson | 1 | * | 0 | 0 | 0.0 | 0 | 0 | 0 |
| O.9.21 | New Mexico* | 1 | * | 2 | 49 | 25.4 | 33 | 0 | 0 |
| O.15.21 | at San José State* | 1 | * | 3 | 69 | 23.0 | 26 | 0 | 0 |
| O.23.21 | at Air Force* | 1 | * | 2 | 46 | 23.0 | 23 | 0 | 0 |
| O.30.21 | Fresno State* | 1 | * | 2 | 74 | 37.0 | 40 | 0 | 0 |
| N.6.21 | at Hawai'i* | 1 | * | 3 | 76 | 25.3 | 50 | 0 | 0 |

Punt Returns

| Date | Opponent | GP | GS | No. | Yds. | Avg. | Lg. | TD | TD Lengths |
|---------|---------------------------|--------------------------------|----|-----|------|------|-----|----|------------|
| A.31.18 | at No. 13/13 Stanford | --- Did Not Play --- | | | | | | | |
| S.8.18 | Sacramento State | --- Did Not Play --- | | | | | | | |
| S.15.18 | No. 23/21 Arizona State | 1 | | 0 | 0 | 0.0 | 0 | 0 | 0 |
| S.22.18 | Eastern Michigan | 1 | | 0 | 0 | 0.0 | 0 | 0 | 0 |
| O.6.18 | at rv/No. 24 Boise State* | 1 | | 0 | 0 | 0.0 | 0 | 0 | 0 |
| A.31.18 | at No. 13/13 Stanford | --- Did Not Play --- | | | | | | | |
| S.8.18 | Sacramento State | --- Did Not Play --- | | | | | | | |
| S.15.18 | No. 23/21 Arizona State | 1 | | 0 | 0 | 0.0 | 0 | 0 | 0 |
| S.22.18 | Eastern Michigan | 1 | | 0 | 0 | 0.0 | 0 | 0 | 0 |
| O.6.18 | at rv/No. 24 Boise State* | 1 | | 0 | 0 | 0.0 | 0 | 0 | 0 |
| O.12.18 | Air Force* | 1 | | 1 | 3 | 3.0 | 3 | 0 | 0 |
| O.20.18 | San José State* | 1 | * | 0 | 0 | 0.0 | 0 | 0 | 0 |
| O.27.18 | at Nevada* | 1 | * | 2 | 4 | 2.0 | 5 | 0 | 0 |
| N.3.18 | at New Mexico* | 1 | | 0 | 0 | 0.0 | 0 | 0 | 0 |
| N.10.18 | UNLV* | 1 | | 0 | 0 | 0.0 | 0 | 0 | 0 |
| N.17.18 | at Fresno State* | 1 | | 0 | 0 | 0.0 | 0 | 0 | 0 |
| N.24.18 | Hawai'i* | 1 | | 0 | 0 | 0.0 | 0 | 0 | 0 |
| D.19.18 | vs. Ohio# | 1 | | 0 | 0 | 0.0 | 0 | 0 | 0 |
| A.31.19 | Weber State | 1 | | 4 | 25 | 6.3 | 8 | 0 | 0 |
| S.7.19 | at UCLA | 1 | * | 1 | 17 | 17.0 | 17 | 0 | 0 |
| S.14.19 | at New Mexico State | 1 | * | 1 | 4 | 4.0 | 4 | 0 | 0 |
| S.21.19 | Utah State* | 1 | | 0 | 0 | 0.0 | 0 | 0 | 0 |
| O.5.19 | at Colorado State* | 1 | * | 2 | 15 | 7.5 | 12 | 0 | 0 |
| O.12.19 | Wyoming* | 1 | * | 3 | 21 | 7.0 | 9 | 0 | 0 |
| O.19.19 | at San José State* | 1 | * | 1 | 11 | 11.0 | 11 | 0 | 0 |
| O.26.19 | at UNLV* | --- Did Not Play - Injured --- | | | | | | | |
| N.9.19 | Nevada* | 1 | | 0 | 0 | 0.0 | 0 | 0 | 0 |
| N.15.19 | Fresno State* | 1 | | 0 | 0 | 0.0 | 0 | 0 | 0 |
| N.23.19 | at Hawai'i* | 1 | | 0 | 0 | 0.0 | 0 | 0 | 0 |
| N.30.19 | Brigham Young | 1 | | 0 | 0 | 0.0 | 0 | 0 | 0 |
| D.21.19 | vs. Central Michigan~ | 1 | | 0 | 0 | 0.0 | 0 | 0 | 0 |
| O.24.20 | UNLV* | 1 | * | 4 | 27 | 6.8 | 13 | 0 | 0 |
| O.31.20 | at Utah State* | 1 | * | 2 | 7 | 3.5 | 7 | 0 | 0 |
| N.6.20 | San José State* | 1 | * | 1 | 0 | 0.0 | 0 | 0 | 0 |
| N.14.20 | Hawai'i* | 1 | | 0 | 0 | 0.0 | 0 | 0 | 0 |
| N.21.20 | at Nevada* | 1 | | 0 | 0 | 0.0 | 0 | 0 | 0 |
| N.28.20 | at Colorado | 1 | | 0 | 0 | 0.0 | 0 | 0 | 0 |
| D.5.20 | Colorado State* | 1 | | 0 | 0 | 0.0 | 0 | 0 | 0 |

Punt Returns

| Date | Opponent | GP | GS | No. | Yds. | Avg. | Lg. | TD | TD Lengths |
|---------|----------------------------|----|----|-----|------|------|-----|----|------------|
| D.12.20 | at No. 14/16 Brigham Young | 1 | | 0 | 0 | 0.0 | 0 | 0 | |
| S.4.21 | New Mexico State | 1 | * | 2 | 9 | 4.5 | 6 | 0 | |
| S.11.21 | at Arizona | 1 | * | 4 | 26 | 6.5 | 10 | 0 | |
| S.18.21 | Utah | 1 | * | 3 | 11 | 3.7 | 7 | 0 | |
| S.25.21 | Towson | 1 | * | 3 | 31 | 10.3 | 16 | 0 | |
| O.9.21 | New Mexico* | 1 | * | 2 | 3 | 1.5 | 3 | 0 | |
| O.15.21 | at San Jose State* | 1 | * | 2 | 4 | 2.0 | 4 | 0 | |
| O.23.21 | at Air Force* | 1 | * | 0 | 0 | 0.0 | 0 | 0 | |
| O.30.21 | Fresno State* | 1 | * | 0 | 0 | 0.0 | 0 | 0 | |
| N.6.21 | at Hawai'i* | 1 | * | 0 | 0 | 0.0 | 0 | 0 | |

*Bold indicates season high. * - Mountain West game. # - 2018 DXL Frisco Bowl (Toyota Stadium; Frisco, Texas). ~ - 2019 New Mexico Bowl (Dreamstyle Stadium; Albuquerque, N.M.). GS - * in this category the player was on the field the first time San Diego State was in the kick/punt return formation.*

#61 BRANDON CRENSHAW-DICKSON

Right Tackle • Sophomore • 6-6 • 320 • Inglewood, Calif. • Narbonne HS

- **At San Diego State:** Physical offensive lineman, who continues to improve his technique ... Entered the 2021 opener as the starting right tackle having only appeared in one game.
- **2021 (Sophomore):** Started the team's nine games at right tackle ... Has played 588 of the team's 609 offensive snaps ... According to Pro Football Focus, has allowed just one sack in 228 passing chances this year ... Made his first career start in the opener with New Mexico State on Sept. 4, logging 54 of the 63 snaps at right tackle ... Played all 73 snaps at Arizona on Sept. 11 without allowing a pressure ... Played all 67 snaps vs. Utah on Sept. 18, where his offensive line was named the team's offensive players of the game ... Logged 66 snaps in another start against Towson on Sept. 25 ... Started and played 69 of the team's 71 offensive snaps vs. New Mexico on Oct. 9 ... Started again at San José State on Oct. 15 and played all 69 snaps ... Played all 53 offensive snaps in a start at Air Force on Oct. 23 ... Played all 75 snaps vs. Fresno State on Oct. 30 ... Played all 62 snaps at Hawai'i on Nov. 6.
- **2020 (Freshman):** Played in only one game, logging snaps late in a blowout win at Utah State ... Was on the travel roster the entire season.
- **2019 (Redshirt):** Redshirted his first season at San Diego State, where he was named the SDSU Offensive Scout Player of the Year.
- **High School:** Joined the Aztecs with from Narbonne High School ... Helped lead the Gauchos to a 10-4 record in 2018 ... According to MaxPreps, finished with 12 pancake blocks in 2018 ... A three-star recruit by ESPN and 247sports, and a two-star prospect by Rivals ... Received a scout grade of 81 by 247sports and 73 by ESPN.
- **Personal:** Brandon Crenshaw-Dickson was born Feb. 22, 2001, in Torrance, Calif. ... Son of Monica Barrett ... Picked the Aztecs over an offer from Arizona State ... Is majoring in interdisciplinary studies.

Crenshaw-Dickson's Career Statistics

| Season | GP | GS |
|---------------|-----------|----------|
| 2020 | 1 | 0 |
| 2021 | 9 | 9 |
| Career | 10 | 9 |

Crenshaw-Dickson's Career Game-by-Game (Games Played Only)

| Date | Opponent | GP | GS/POS |
|---------|--------------------|----|--------|
| O.31.20 | at Utah State* | 1 | |
| S.4.21 | New Mexico State | 1 | RT |
| S.11.21 | at Arizona | 1 | RT |
| S.18.21 | Utah | 1 | RT |
| S.25.21 | Towson | 1 | RT |
| O.9.21 | New Mexico* | 1 | RT |
| O.15.21 | at San Jose State* | 1 | RT |
| O.23.21 | at Air Force* | 1 | RT |
| O.30.21 | Fresno State* | 1 | RT |
| N.6.21 | at Hawai'i* | 1 | RT |

* - Mountain West game.

#81 ETHAN DEDEAUX

(DAY-doh)

Wide Receiver • Senior • 5-9 • 185 • Las Vegas, Nev. • Liberty HS

- **At San Diego State:** Excellent route-runner with great hands ... Will be expected to log snaps as a receiver and also plays on special teams ... Enters the weekend as the backup 'H' wide receiver.
- **2021 (Senior):** Has played in all nine games on the season, making four catches for 51 yards (12.8 avg.), including a 40-yard touchdown ... vs. **New Mexico State (Sept. 4)** ... Came off the bench to play nine statless snaps in the opener against New Mexico State on Sept. 4 ... **at Arizona (Sept. 11)** ... Made the most of his 11 snaps off the bench at Arizona on Sept. 11, making two catches for 43 yards, including a 40-yard touchdown ... The touchdown put the Aztecs up, 35-7, in the second quarter ... It was his first of the season and third of his career ... vs. **Utah (Sept. 18)** ... Played 10 statless snaps off the bench vs. Utah on Sept. 18 ... vs. **Towson (Sept. 25)** ... Played only four snaps against Towson on Sept. 25, but made a 3-yard grab ... vs. **New Mexico (Oct. 9)** ... Came up with a 5-yard catch in six snaps vs. New Mexico on Oct. 9 ... Did not make a catch in games at San José State on Oct. 15 (six snaps), at Air Force on Oct. 23 (two snaps), vs. Fresno State on Oct. 30 (nine snaps) or at Hawai'i on Nov. 6 (nine snaps).
- **2020 (Junior):** Started two games and played in seven of eight ... Had five catches for 36 yards (7.2 avg.), including a 4-yard touchdown ... Earned the start in the opener against UNLV on Oct. 24, making two catches for 16 yards (8.0 avg.), including a 4-yard touchdown grab ... The touchdown was the second of his career (also vs. UNLV on Oct. 26, 2019 in Las Vegas) ... Also was the team's starting holder ... Came off the bench at Utah State on Oct. 31 without recording a stat ... Earned the start against San José State on Nov. 6, but did not record a stat ... Came off the bench to play statless time vs. Hawai'i on Nov. 14 and at Nevada on Nov. 21 ... Missed the Colorado game on Nov. 28 with an injury ... Came off the bench against Colorado State on Dec. 5 and made two tough catches for 14 yards (7.0 avg.), including a long of nine yards ... Made a 6-yard catch at No. 14/16 Brigham Young on Dec. 12.
- **2019 (Sophomore):** Played in 11 games with two starts ... Had seven catches for 121 yards (17.3 avg.) with a 49-yard touchdown ... The 49-yard touchdown was tied for the longest pass play by the Aztecs on the season ... Also had a 14-yard kick return and two rushes for 4 yards (2.0 avg.) ... Started for the ninth time of his career in the opener against Weber State, where he had an 8-yard reception ... Came off the bench to play 31 snaps at UCLA without recording a stat ... Played 18 snaps off the bench at New Mexico State without recording an offensive stat ... Did return a kickoff for 14 yards ... Logged the start vs. Utah State, making two catches for 18 yards (9.0 avg.) with a long of 12 yards over 56 snaps ... Played 10 statless snaps off the bench at Colorado State ... Missed the Wyoming game with an injury ... Also missed the San José State game ... Returned to play in front of his hometown at UNLV, recording a 49-yard touchdown catch in 21 snaps off the bench ... The touchdown was the first of his career ... The 49-yard catch was a career long and then tied SDSU's longest pass play this season ... Made a 23-yard catch in 15 snaps off the bench against Nevada ... Logged four statless snaps vs. Fresno State ... Had a 4-yard catch in 23 snaps off the bench at Hawai'i ... Did not record a stat in 14 snaps against Brigham Young ... Made a 19-yard catch and had a 6-yard rush in 14 offensive snaps against Central Michigan in the New Mexico Bowl before exiting the game after a targeting play.
- **2018 (Freshman):** Started eight of the 10 times he played on the season ... Started the team's first five games, missing the next three (one with injury, two because of personal reasons), before returning to play at New Mexico and starting three of the final four games ... Had 22 catches for 262 yards (11.9 avg.) with a long of 46 yards ... Also had four rushes for 13 yards (3.2 avg.) and four punt returns for minus-7 yards (-1.8 avg.) ... Started his first career appearance at No. 13/13 Stanford, making three catches for 21 yards (7.0 avg.) ... Also had a 4-yard rush ... Had six receptions and 90 yards in just his second career start and game played against Sacramento State ... The six catches and 90 yards were a game high ... His 90 yards were then the most by an Aztec freshman since at least 1996 ... For his efforts, was named to the *Pro Football Focus* Mountain West Team of the Week ... Also returned his first career punt of five yards ... Made two catches for 30 yards (15.0 avg.) in a third straight start vs. No. 23/25 Arizona State ... Also added a 6-yard rush and returned a punt (for a 1-yard loss) ... Started for a fourth straight game vs. Eastern Michigan, recording two catches for 20 yards (10.0 avg.) with a long of 11 yards ... Also returned one punt for two yards ... Started at rv/No. 24 Boise State without recording a stat ... Exited the game early after a shoulder injury suffered on a punt return and fumble ... Did not play against Air Force because of the shoulder injury, and missed the next two because of personal reasons ... Returned to log 16 snaps at New Mexico, making two catches for 38 yards (19.0 avg.) ... Had a big game in a

start vs. UNLV, making a career-high and game-high seven receptions for 63 yards (9.0 avg.) ... The seven catches were tied for the second most in a game during the Jeff Horton offensive coordinator era (since 2015) ... Started at Fresno State and again vs. Hawai'i, but did not find the stat sheet ... Came off the bench for 26 statless snaps vs. Ohio in the DXL Ohio Bowl.

- **2017 (Redshirt):** Redshirted his first season at SDSU.
- **High School:** Four-year letter winner at Liberty High School in Las Vegas ... Did a little bit of everything for the Patriots, logging time as a wide receiver, running back, cornerback, safety and even quarterback ... Helped lead Liberty to a 43-11 record over the four years, including a 17-1 mark in league action ... According to MaxPreps, amassed 2,843 receiving yards on 138 catches (20.6 avg.) and 34 touchdowns over his final three seasons, while adding 590 rushing yards on 69 attempts (8.6 avg.) and 14 additional scores ... Best season was his senior year in 2016 when he had 59 catches for 1,162 yards (19.7 ag.) and 15 touchdowns, while rushing for 280 yards and eight touchdowns on 32 carries (8.8 avg.) ... Also was 9-for-10 for 27 yards as a quarterback as a junior in 2015 ... Recorded 110 tackles, 11 interceptions, 28 pass deflections, one forced fumble and a fumble recovery over his four-year career ... Also returned 36 kicks for 1,030 yards (28.6 avg.) and three touchdowns over his career to go along with nine punt returns for 100 yards (11.1 avg.) ... Altogether had 54 touchdowns in 54 games over his career, including 23 as a senior ... Was a three-time all-state selection and a three-time all-league pick ... Was a three-star recruit by Rivals (wide receiver) and ESPN (athlete), and a two-star recruit by 247sports and Scout (cornerback) ... 247sports graded him out at 79 ... Received a grade of 71 by ESPN, where he is also rated as the 14th-best recruit in the state of Nevada ... Also ran track at Liberty High School ... Was on the school's dean's list and was a student of the month.
- **Personal:** Ethan Miles Dedeaux was born Oct. 14, 1998, in West Hills, Calif. ... Son of Jon Dedeaux ... Picked the Aztecs over offers from Hawai'i, UNLV, Idaho, Northern Arizona and Adams State ... Is majoring in interdisciplinary studies.

Dedeaux' Career Statistics

Receiving

| Season | GP | GS | Rec. | Yds. | Avg. | Long | TD |
|---------------|-----------|-----------|-----------|------------|-------------|-----------|----------|
| 2018 | 10 | 8 | 22 | 262 | 11.9 | 46 | 0 |
| 2019 | 11 | 2 | 7 | 121 | 17.3 | 49 | 1 |
| 2020 | 7 | 2 | 5 | 36 | 7.2 | 12 | 1 |
| 2021 | 9 | 0 | 4 | 51 | 12.8 | 40 | 1 |
| Career | 37 | 12 | 38 | 470 | 12.4 | 49 | 3 |

Career Highs: Receptions: 7 vs. UNLV (11/10/18); Receiving Yards: 90 vs. Sacramento State (9/8/18); Touchdown Receptions: 1 at Arizona (9/11/21), vs. UNLV (10/24/20), at UNLV (10/26/19); Long Reception: 49 at UNLV (10/26/19); Carries: 1, six times; Rushing Yards: 6 vs. Central Michigan (12/21/19), vs. No. 23/25 Arizona State (9/15/18); Long Rush: 6 vs. Central Michigan (12/21/19), vs. No. 23/25 Arizona State (9/15/18); Kick Returns: 1 at New Mexico State (9/14/19); Kick Return Yards: 14 at New Mexico State (9/14/19); Long Kick Return: 14 at New Mexico State (9/14/19); Punt Returns: 1, four times; Punt Return Yards: 5 vs. Sacramento State (9/8/18); Long Punt Return: 5 vs. Sacramento State (9/8/18); All-Purpose Yards: 95 vs. Sacramento State (9/8/18); Total Touchdowns: 1 at Arizona (9/11/21), vs. UNLV (10/24/20), at UNLV (10/26/19).

2021 Highs: Receptions: 2 at Arizona (9/11/21); Receiving Yards: 43 at Arizona (9/11/21); Touchdown Receptions: 1 at Arizona (9/11/21); Long Reception: 40 at Arizona (9/11/21); All-Purpose Yards: 43 at Arizona (9/11/21); Total Touchdowns: 1 at Arizona (9/11/21).

Dedeaux' Career Game-by-Game

Receiving

| Date | Opponent | GP | GS | No. | Yds. | Avg. | Lg. | TD | TD Lengths |
|---------|---------------------------|----|----|-----|------|------|-----|----|---------------------------------|
| A.31.18 | at No. 13/13 Stanford | 1 | 1 | 3 | 21 | 7.0 | 9 | 0 | |
| S.8.18 | Sacramento State | 1 | 1 | 6 | 90 | 15.0 | 27 | 0 | |
| S.15.18 | No. 23/25 Arizona State | 1 | 1 | 2 | 30 | 15.0 | 15 | 0 | |
| S.22.18 | Eastern Michigan | 1 | 1 | 2 | 20 | 10.0 | 11 | 0 | |
| O.6.18 | at rv/No. 24 Boise State* | 1 | 1 | 0 | 0 | 0.0 | 0 | 0 | |
| O.12.18 | Air Force* | | | | | | | | --- Did Not Play - Injury --- |
| O.20.18 | San José State* | | | | | | | | --- Did Not Play - Personal --- |
| O.27.18 | at Nevada* | | | | | | | | --- Did Not Play - Personal --- |
| N.3.18 | at New Mexico* | 1 | 0 | 2 | 38 | 19.0 | 29 | 0 | |
| N.10.18 | UNLV* | 1 | 1 | 7 | 63 | 9.0 | 46 | 0 | |
| N.17.18 | at Fresno State* | 1 | 1 | 0 | 0 | 0.0 | 0 | 0 | |
| N.24.18 | Hawai'i* | 1 | 1 | 0 | 0 | 0.0 | 0 | 0 | |

| Date | Opponent | GP | GS | No. | Yds. | Avg. | Lg. | TD | TD Lengths |
|---------|----------------------------|----|----|-----|------|------|-----|----|-------------------------------|
| D.19.18 | vs. Ohio# | 1 | 0 | 0 | 0 | 0.0 | 0 | 0 | |
| A.31.19 | Weber State | 1 | 1 | 1 | 8 | 8.0 | 8 | 0 | |
| S.7.19 | at UCLA | 1 | 0 | 0 | 0 | 0.0 | 0 | 0 | |
| S.14.19 | at New Mexico State | 1 | 0 | 0 | 0 | 0.0 | 0 | 0 | |
| S.21.19 | Utah State* | 1 | 1 | 2 | 18 | 9.0 | 12 | 0 | |
| O.5.19 | at Colorado State* | 1 | 0 | 0 | 0 | 0.0 | 0 | 0 | |
| O.12.19 | Wyoming* | | | | | | | | --- Did Not Play - Injury --- |
| O.19.19 | at San José State* | | | | | | | | --- Did Not Play - Injury --- |
| O.26.19 | at UNLV* | 1 | 0 | 1 | 49 | 49.0 | 49 | 1 | 49 |
| N.9.19 | Nevada* | 1 | 0 | 1 | 23 | 23.0 | 23 | 0 | |
| N.15.19 | Fresno State* | 1 | 0 | 0 | 0 | 0.0 | 0 | 0 | |
| N.23.19 | at Hawai'i* | 1 | 0 | 1 | 4 | 4.0 | 4 | 0 | |
| N.30.19 | Brigham Young | 1 | 0 | 0 | 0 | 0.0 | 0 | 0 | |
| D.21.19 | vs. Cental Michigan~ | 1 | 0 | 1 | 19 | 19.0 | 19 | 0 | |
| O.24.20 | UNLV* | 1 | 1 | 2 | 16 | 8.0 | 12 | 1 | 4 |
| O.31.20 | at Utah State* | 1 | 0 | 0 | 0 | 0.0 | 0 | 0 | |
| N.6.20 | San José State* | 1 | 1 | 0 | 0 | 0.0 | 0 | 0 | |
| N.14.20 | Hawai'i* | 1 | 0 | 0 | 0 | 0.0 | 0 | 0 | |
| N.21.20 | at Nevada* | 1 | 0 | 0 | 0 | 0.0 | 0 | 0 | |
| N.28.20 | at Colorado | | | | | | | | --- Did Not Play - Injury --- |
| D.5.20 | Colorado State* | 1 | 0 | 2 | 14 | 7.0 | 9 | 0 | |
| D.12.20 | at No. 14/16 Brigham Young | 1 | 0 | 1 | 6 | 6.0 | 6 | 0 | |
| S.4.21 | New Mexico State | 1 | 0 | 0 | 0 | 0.0 | 0 | 0 | |
| S.11.21 | at Arizona | 1 | 0 | 2 | 43 | 22.5 | 43 | 1 | 40 |
| S.18.21 | Utah | 1 | 0 | 0 | 0 | 0.0 | 0 | 0 | |
| S.25.21 | Towson | 1 | 0 | 1 | 3 | 3.0 | 3 | 0 | |
| O.9.21 | New Mexico* | 1 | 0 | 1 | 5 | 5.0 | 5 | 0 | |
| O.15.21 | at San José State* | 1 | 0 | 0 | 0 | 0.0 | 0 | 0 | |
| O.23.21 | at Air Force* | 1 | 0 | 0 | 0 | 0.0 | 0 | 0 | |
| O.30.21 | Fresno State* | 1 | 0 | 0 | 0 | 0.0 | 0 | 0 | |
| N.6.21 | at Hawai'i* | 1 | 0 | 0 | 0 | 0.0 | 0 | 0 | |

*Bold indicates season high. * - Mountain West game. # - 2018 DXL Frisco Bowl (Toyota Stadium; Frisco, Texas). ~ - 2019 New Mexico Bowl (Dreamstyle Stadium; Albuquerque, N.M.).*

#73 WILLIAM DUNKLE

Right Guard • Junior • 6-5 • 330 • Chula Vista, Calif. • Eastlake HS

- **At San Diego State:** Big body, who continues to improve his technique ... One of the best interior offensive linemen on the West Coast ... Entered the 2019 season as the projected starting right guard despite not having played in a collegiate game ... Will start again this week-end against Hawai'i.
- **2021 (Junior):** Has been named a preseason first-team all-Mountain West selection by Pro Football Focus as an interior offensive lineman ... Also has been selected a second-team pick by Athlon Sports and a fourth-team selection by Phil Steele Magazine ... Started the team's nine games this season, playing 573 of the team's 609 offensive snaps ... According to Pro Football Focus, has allowed just five pressures (no sacks) on the season in 224 passing opportunities ... According to Pro Football Focus, among offensive linemen has the fourth-highest overall grade (90.0, min. 375 snaps) and the fourth-highest run block grade (93.1, min. 375 snaps) ... Both marks lead the Mountain West as well ... Started and played in 57 of the team's 63 snaps in the opener against New Mexico State on Sept. 5 ... Played all 73 snaps at Arizona on Sept. 11 ... Started again against Utah on Sept. 18, playing 49 out of the 67 snaps and being part of a line that was named the team's offensive players of the game ... Started again vs. Towson on Sept. 25, playing 66 of the team's 76 snaps on offense ... Started and played 69 of the team's 71 offensive snaps against New Mexico without surrendering a quarterback pressure in 28 chances ... Started and played all 69 snaps at San José State on Oct. 15 ... Also played all 53 offensive snaps in a start at Air Force on Oct. 23 ... Played all 75 offensive snaps against Fresno State on Oct. 30 ... Played all 62 snaps at Hawai'i on Nov. 6 without allowing a quarterback pressure.
- **2020 (Sophomore):** Was named a preseason first-team all-Mountain West selection by College Football News ... Also was a preseason third-team all-MW pick by Athlon Sports and a fourth-team honoree by Phil Steele Magazine ... College Football News lists him as "SDSU's best offensive player," while ESPN had him as "One of SDSU's five-best returning players" ... Part of a team that was named to the Joe Moore Midseason Honor Roll for the best offensive

line (one of only two Mountain West teams (also Air Force)) ... Started four of the team's eight games at right guard and played in five, missing three because of COVID-19 contact tracing ... Did not allow a sack and just two pressures on the season ... Started the opener vs. UNLV, and again at Utah State and vs. San José State ... Did not play against Hawai'i, at Nevada or at Colorado ... Returned to play 58 snaps off the bench against Colorado State ... Played the entire game as a starter at No. 14/16 Brigham Young.

- **2019 (Freshman):** Was named a honorable-mention all-Mountain West selection by the league's coaches and media, and landed on the Pro Football Focus Mountain West Team of the Year as an honorable-mention pick ... Started 12 games at right guard and played in all 13 on the season ... Was named to the Pro Football Focus Mountain West Team of the Week three times ... Graded out as the No. 4 offensive guard in the MW by Pro Football Focus ... Started for the first time of his career in his first career game vs. Weber State, grading out as the highest on the Aztec offense (4.3) by Pro Football Focus and the 10th-best mark in the country for the first week ... For his efforts, was named to the Pro Football Focus Mountain West Team of the Week ... Started again the following week at UCLA, playing 55 of 84 snaps ... Came off the bench at New Mexico State, playing 28 snaps ... Started and played all 84 snaps vs. Utah State ... Started again at Colorado State, where he was named to the Pro Football Focus Mountain West Team of the Week ... Also started and played every offensive snap vs. Wyoming and at San José State ... Earned the start at UNLV, where he was named to the Pro Football Focus Mountain West Team of the Week for the third time on the year ... Also started vs. Nevada, against Fresno State, at Hawai'i, against Brigham Young and vs. Central Michigan in the New Mexico Bowl.
- **2018 (Redshirt):** Utilized his redshirt season.
- **High School:** A three-year letter winner and two-time captain at nearby Eastlake High School in Chula Vista, Calif. ... Led the Titans to a 10-3 record in 2017 after finishing just 2-9 the previous year ... Team was the runner-up at CIFs in 2017 ... Was a three-time all-league selection and an all-CIF honoree ... Also was a three-star offensive lineman ... Was a three-star recruit by 247sports and a two-star recruit by Rivals.
- **Personal:** William Anthony Dunkle was born Dec. 30, 1999, in San Ysidro, Calif. ... Son of Jess Gonzales ... According to Rivals, also received scholarship offers from UCF, Fresno State, Colorado State, Utah State, Illinois, UNLV, UTEP and South Dakota ... Nephew of Freddie Dunkle, who played at San Diego State from 2004-07 ... Is majoring in interdisciplinary studies.

Dunkle's Career Statistics

| Season | GP | GS |
|---------------|-----------|-----------|
| 2019 | 13 | 12 |
| 2020 | 5 | 4 |
| 2021 | 9 | 9 |
| Career | 27 | 25 |

Dunkle's Career Game-by-Game

| Date | Opponent | GP | GS/POS |
|---------|----------------------------|-----|------------------|
| A.31.19 | Weber State | 1 | RG |
| S.7.19 | at UCLA | 1 | RG |
| S.14.19 | at New Mexico State | 1 | |
| S.21.19 | Utah State* | 1 | RG |
| O.5.19 | at Colorado State* | 1 | RG |
| O.12.19 | Wyoming* | 1 | RG |
| O.19.19 | at San José State* | 1 | RG |
| O.26.19 | at UNLV* | 1 | RG |
| N.9.19 | Nevada* | 1 | RG |
| N.15.19 | Fresno State* | 1 | RG |
| N.23.19 | at Hawai'i* | 1 | RG |
| N.30.19 | Brigham Young | 1 | RG |
| D.21.19 | vs. Central Michigan~ | 1 | RG |
| O.24.20 | UNLV* | 1 | RG |
| O.31.20 | at Utah State* | 1 | RG |
| N.6.20 | San José State* | 1 | RG |
| N.14.20 | Hawai'i* | --- | Did Not Play --- |
| N.21.20 | at Nevada* | --- | Did Not Play --- |
| N.28.20 | at Colorado | --- | Did Not Play --- |
| D.5.20 | Colorado State* | 1 | |
| D.12.20 | at No. 14/16 Brigham Young | 1 | RG |
| S.4.21 | New Mexico State | 1 | RG |

| Date | Opponent | GP | GS/POS |
|---------|--------------------|----|--------|
| S.11.21 | at Arizona | 1 | RG |
| S.18.21 | Utah | 1 | RG |
| S.25.21 | Towson | 1 | RG |
| O.9.21 | New Mexico* | 1 | RG |
| O.15.21 | at San José State* | 1 | RG |
| O.23.21 | at Air Force* | 1 | RG |
| O.30.21 | Fresno State* | 1 | RG |
| N.6.21 | at Hawai'i* | 1 | RG |

* - Mountain West game. ~ - 2019 New Mexico Bowl (Dreamstyle Stadium; Albuquerque, N.M.)

#39 GARRET FOUNTAIN

Linebacker • Sophomore • 6-4 • 240 • Turlock, Calif. • Turlock HS

- **At San Diego State:** Athletic linebacker, who continues to get bigger in the weight room ... Saw action in four games in 2019 on special teams as a true freshman, before shutting down the season for a redshirt year ... Saw more playing time last year and will be counted on for more in 2021 ... Enters the Nevada game second on the depth chart at the "Sam" linebacker behind senior first-team all-Mountain West selection Caden McDonald.
- **2021 (Junior):** Has played in the team's nine games off the bench, logging 13 tackles (10 solo), including five tackles for loss and three sacks, a fumble recovery, pass breakup and a quarterback hurry ... **vs. New Mexico State (Sept. 4)** ... Came off the bench to play 22 snaps in the opener against New Mexico State on Sept. 4, recording two solo tackles, including a 2-yard sack ... It was his first game with multiple tackles while the sack was the first of his career ... **at Arizona (Sept. 11)** ... Registered two solo tackles, including a 1-yard tackle for loss, and added a quarterback hurry in 13 snaps off the bench at Arizona on Sept. 11 ... **vs. Utah (Sept. 18)** ... Made the most of his 10 defensive snaps against Utah on Sept. 18, recording three tackles, including two sacks (and TFL) for 14 yards, and a pass breakup ... The two sacks doubled his career total (1.0) coming into the game and are tied for the most in a game by an Aztec this season ... **vs. Towson (Sept. 25)** ... Registered a pair of tackles (both solo) in 19 snaps against Towson on Sept. 25 ... **vs. New Mexico (Oct. 9)** ... Came up with an assisted tackle in 18 snaps vs. New Mexico ... **at San José State (Oct. 15)** ... Had two tackles (one solo) in just four snaps at San José State on Oct. 15 ... **at Air Force (Oct. 23)** ... Came up with one tackle, which went down as a 2-yard tackle for loss, in 26 defensive snaps at Air Force on Oct. 23 ... **vs. Fresno State (Oct. 30)** ... Was unable to record a stat in 14 snaps vs. Fresno State on Oct. 30 ... **at Hawai'i (Nov. 6)** ... Played 14 snaps without recording a start at Hawai'i on Nov. 6.
- **2020 (Sophomore):** Played in five of the team's eight games off the bench, mainly on special teams ... Had two solo tackles and a forced fumble ... Played late against UNLV on Oct. 24, making a solo tackle and forcing a fumble, which was recovered by Michael Shawcroft ... Came off the bench late to play at Utah State on Oct. 31 without recording a stat ... Did not play against San José State on Nov. 6 ... Played statless time on special teams vs. Hawai'i on Nov. 14 ... Had a solo tackle in special teams play at Nevada on Nov. 21 ... Played statless time on special teams at Colorado on Nov. 28 ... Did not play against Colorado State on Dec. 5 or the following week at No. 14/16 Brigham Young (Dec. 12).
- **2019 (Redshirt):** Played in each of the first four games - vs. Weber State, at UCLA, at New Mexico State and vs. Utah State - on special teams - without recording a stat ... Did not play the rest of the season, using his redshirt campaign ... Was chosen as the team's special teams scout player of the year.
- **High School:** Lettered at Turlock High School in Turlock, Calif. ... Led the Bulldogs to a 5-0 Central California Conference record as a senior and a league championship ... Had 46 tackles and 8.5 tackles for loss in 2018 according to MaxPreps ... Also scored a pair of touchdowns on offense ... Was a two-star recruit by 247sports ... Received a grade of 78 from 247sports ... Was also a member of the baseball team at Turlock High.
- **Personal:** Garret James Fountain was born Dec. 15, 2000, in Modesto, Calif. ... Also was considering Sacramento State and UC Davis in the recruiting process ... Son of Jerry and Karen Fountain ... Is an interdisciplinary studies major.

Fountain's Career Statistics

| Season | GP | GS | UA | A | TT | TFL | Sk | Int. | PBU | FF | FR |
|---------------|-----------|----------|-----------|----------|-----------|------------|------------|----------|----------|----------|----------|
| 2019 | 4 | 0 | 0 | 0 | 0 | 0.0 | 0.0 | 0 | 0 | 0 | 0 |
| 2020 | 5 | 0 | 2 | 0 | 2 | 0.0 | 0.0 | 0 | 0 | 1 | 0 |
| 2021 | 9 | 0 | 10 | 3 | 13 | 5.0 | 3.0 | 0 | 1 | 0 | 1 |
| Career | 18 | 0 | 12 | 3 | 15 | 5.0 | 3.0 | 0 | 1 | 1 | 1 |

Career Highs: Tackles: 3 vs. Utah (9/18/21); Tackles For Loss: 2.0 vs. Utah (9/18/21); Sacks: 2.0 vs. Utah (9/18/21); Fumble Recoveries: 1 vs. Towson (9/25/21); Pass Breakups: 1 vs. Utah (9/18/21); Forced Fumbles: 1 vs. UNLV (10/24/20).

2021 Highs: Tackles: 3 vs. Utah (9/18/21); Tackles For Loss: 2.0 vs. Utah (9/18/21); Sacks: 2.0 vs. Utah (9/18/21); Fumble Recoveries: 1 vs. Towson (9/25/21); Pass Breakups: 1 vs. Utah (9/18/21).

Fountain's Career Game-by-Game (Games Played Only)

| Date | Opponent | GP | GS | UA | A | TT | TFL | Sk. | Int. | PBU | FF | FR |
|---------|---------------------|----|----|----|---|----|-----|-----|------|-----|----|----|
| A.31.19 | Weber State | 1 | 0 | 0 | 0 | 0 | 0.0 | 0.0 | 0 | 0 | 0 | 0 |
| S.7.19 | at UCLA | 1 | 0 | 0 | 0 | 0 | 0.0 | 0.0 | 0 | 0 | 0 | 0 |
| S.14.19 | at New Mexico State | 1 | 0 | 0 | 0 | 0 | 0.0 | 0.0 | 0 | 0 | 0 | 0 |
| S.21.19 | Utah State* | 1 | 0 | 0 | 0 | 0 | 0.0 | 0.0 | 0 | 0 | 0 | 0 |
| O.24.20 | UNLV* | 1 | 0 | 1 | 0 | 1 | 0.0 | 0.0 | 0 | 0 | 1 | 0 |
| O.31.20 | at Utah State* | 1 | 0 | 0 | 0 | 0 | 0.0 | 0.0 | 0 | 0 | 0 | 0 |
| N.14.20 | Hawai'i* | 1 | 0 | 0 | 0 | 0 | 0.0 | 0.0 | 0 | 0 | 0 | 0 |
| N.21.20 | at Nevada* | 1 | 0 | 1 | 0 | 1 | 0.0 | 0.0 | 0 | 0 | 0 | 0 |
| N.28.20 | at Colorado | 1 | 0 | 0 | 0 | 0 | 0.0 | 0.0 | 0 | 0 | 0 | 0 |
| S.4.21 | New Mexico State | 1 | 0 | 2 | 0 | 2 | 1.0 | 1.0 | 0 | 0 | 0 | 0 |
| S.11.21 | at Arizona | 1 | 0 | 2 | 0 | 2 | 1.0 | 0.0 | 0 | 0 | 0 | 0 |
| S.18.21 | Utah | 1 | 0 | 2 | 1 | 3 | 2.0 | 2.0 | 0 | 1 | 0 | 0 |
| S.25.21 | Towson | 1 | 0 | 2 | 0 | 2 | 0.0 | 0.0 | 0 | 0 | 0 | 1 |
| O.9.21 | New Mexico* | 1 | 0 | 0 | 1 | 1 | 0.0 | 0.0 | 0 | 0 | 0 | 0 |
| O.15.21 | at San José State* | 1 | 0 | 1 | 1 | 2 | 0.0 | 0.0 | 0 | 0 | 0 | 0 |
| O.23.21 | at Air Force* | 1 | 0 | 1 | 0 | 1 | 1.0 | 0.0 | 0 | 0 | 0 | 0 |
| O.30.21 | Fresno State* | 1 | 0 | 0 | 0 | 0 | 0.0 | 0.0 | 0 | 0 | 0 | 0 |
| N.6.21 | at Hawai'i* | 1 | 0 | 0 | 0 | 0 | 0.0 | 0.0 | 0 | 0 | 0 | 0 |

* - Mountain West game.

#69 DOMINIC GUDINO (GOO-deen-oh)
Guard • ^Senior • 6-3 • 300 • Chula Vista, Calif. • Olympian HS

- **At San Diego State:** Athletic, versatile offensive lineman who worked himself into the two-deep for his true freshman season in 2017 ... Then started eight times in 2018, battling various leg injuries throughout the season ... Was expected to redshirt in 2019 after playing in his minimum of four games, but had to start for an injured Daishawn Dixon at Hawai'i, losing his red-shirt campaign ... Missed all of 2020 with a hand injury ... Entered 2021 as the co-starter at left guard after utilizing his extra year of eligibility offered by the NCAA due to COVID 19, but missed the first four games with an injury.
- **2021 (^Senior):** Has played in three games on the season and 35 snaps total ... Missed the first four games of the season because of an injury ... Played five snaps late against New Mexico on Oct. 9, his first snaps since the 2019 New Mexico Bowl vs. Central Michigan (Dec. 21) ... Did not play the following week at San José State on Oct. 15 ... Logged 26 offensive snaps off the bench in big sets at Air Force on Oct. 23, where he was named one of SDSU's offensive players of the week ... Also came off the bench to play four snaps vs. Fresno State on Oct. 30 ... Did not play at Hawai'i on Nov. 6.
- **2020 (Senior):** Was named a team captain ... Missed all eight games with a hand injury.
- **2019 (Junior):** Played in six of the team's 13 games, starting once at right guard and once at left guard ... Did not play in the opener vs. Weber State ... Came off the bench at UCLA to play 29 snaps at right guard ... Earned the start at right guard at New Mexico State, playing 28 snaps ... Did not play vs. Utah State or at Colorado State ... Played on special teams snap on the PAT unit vs. Wyoming ... Played one offensive snap at San José State ... Did not play vs. UNLV, Nevada or Fresno State ... Started at left guard at Hawai'i and played 33 snaps ... Did not play against Brigham Young ... Logged 40 snaps off the bench against Central Michigan in the New Mexico Bowl.
- **2018 (Sophomore):** Played in 10 of the team's 13 games, starting eight times, including five games at center and three at right guard ... Started the opener at No. 13/13 Stanford at center ... Played nine snaps in a reserve role vs. Sacramento State while nursing an ankle injury ... Came in to relieve an injured Zachary Thomas at right guard against No. 23/25 Arizona State, playing 70 snaps ... Did not play against Eastern Michigan or at rv/No. 24 Boise State ... Started again at center vs. Air Force and vs. San José State ... Moved to right guard for a start at Nevada ... Started at right guard at New Mexico, but only played 13 snaps before leaving the game and not returning with an injury ... Missed the UNLV game with the injury ... Returned to start at center at Fresno State ... Started at right guard vs. Hawai'i ... Started at

center vs. Ohio in the DXL Frisco Bowl.

- **2017 (True Freshman):** Played in eight games with six starts ... Was on the travel roster for each of the first four games of the season, but did not play ... Started the fifth game against Northern Illinois in his first career appearance with senior starter Antonio Rosales deemed not able to play with an ankle injury ... Was the first Aztec true freshman to start offense since future fullback Nick Bawden started at quarterback at Fresno State on Oct. 3, 2013 ... Played off the bench at UNLV ... Did not play vs. Boise State ... Earned the start at center for the first time of his career against Fresno State with Rosales still not fully healthy (Keith Ismael moved to right guard) ... Also started at center at Hawai'i and made a tackle on a Christian Chapman interception ... Started for the third straight week at center at San José State, again vs. Nevada and New Mexico ... Came off the bench to play 32 snaps against Army West Point in the Armed Forces Bowl.
- **High School:** Won three varsity letters at Olympian High School in Chula Vista, Calif. ... Played on both sides of the line of scrimmage during his prep career, posting 97 tackles (71 solos) and 12.0 tackles for loss, according to MaxPreps ... Helped Olympian High reach the CIF San Diego Section Division II playoffs all four years, including a title game appearance during his senior campaign ... Was first-team all-league and first-team all-CIF ... Was a Blue-Grey All-American ... Captained Olympian High School for two years ... Also was on the Union-Tribune All-Academic Team for three years ... A three-star recruit by ESPN, 247sports and Scout ... Received a grade of 83 by 247sports and a 73 by ESPN ... Listed fifth among center prospects in both California and the West to go with a No. 22 national ranking, according to Scout ... Was also rated 14th nationally at his position by ESPN ... Also threw the shot put and discus on the track & field team.
- **Personal:** Dominic Angelo Gudino was born May 21, 1999, in San Diego ... Son of Tony and Aida Gudino ... Originally committed to Nevada and also drew interest from Utah, Arizona, Oregon State, Colorado State, Army West Point, New Mexico, Utah State and San José State during the recruiting process ... Is majoring in interdisciplinary studies.

Gudino's Career Statistics

| Season | GP | GS |
|---------------|-----------|-----------|
| 2017 | 8 | 6 |
| 2018 | 10 | 8 |
| 2019 | 6 | 2 |
| 2021 | 3 | 0 |
| Career | 27 | 16 |

Career Highs: Tackles: 1 at Hawai'i (10/29/17).

Gudino's Career Game-by-Game

| Date | Opponent | GP | GS/POS |
|---------|---------------------------|-----|------------------------|
| S.2.17 | UC Davis | --- | Did Not Play --- |
| S.9.17 | at Arizona State | --- | Did Not Play --- |
| S.16.17 | No. 19/19 Stanford | --- | Did Not Play --- |
| S.23.17 | at Air Force* | --- | Did Not Play --- |
| S.30.17 | Northern Illinois | 1 | RG |
| O.7.17 | at UNLV* | 1 | |
| O.14.17 | Boise State* | --- | Did Not Play --- |
| O.21.17 | Fresno State* | 1 | C |
| O.28.17 | at Hawai'i* | 1 | C |
| N.4.17 | at San José State* | 1 | C |
| N.18.17 | Nevada* | 1 | C |
| N.24.17 | New Mexico* | 1 | C |
| D.23.17 | vs. Army West Point+ | 1 | |
| A.31.18 | at No. 13/13 Stanford | 1 | C |
| S.8.18 | Sacramento State | 1 | |
| S.15.18 | No. 23/25 Arizona State | 1 | |
| S.22.18 | Eastern Michigan | --- | Did Not Play - Inj. -- |
| O.6.18 | at rv/No. 24 Boise State* | --- | Did Not Play -- |
| O.12.18 | Air Force* | 1 | C |
| O.20.18 | San José State* | 1 | C |
| O.27.18 | at Nevada* | 1 | RG |
| N.3.18 | at New Mexico* | 1 | RG |
| N.10.18 | UNLV* | --- | Did Not Play - Inj. -- |
| N.17.18 | at Fresno State* | 1 | C |
| N.24.18 | Hawai'i* | 1 | RG |

| Date | Opponent | GP | GS/POS |
|---------|----------------------------|-----|------------------------|
| D.19.18 | vs. Ohio# | 1 | C |
| A.31.19 | Weber State | --- | Did Not Play -- |
| S.7.19 | at UCLA | 1 | |
| S.14.19 | at New Mexico State | 1 | RG |
| S.21.19 | Utah State* | --- | Did Not Play -- |
| O.5.19 | at Colorado State* | --- | Did Not Play -- |
| O.12.19 | Wyoming* | 1 | |
| O.19.19 | at San José State* | 1 | |
| O.26.19 | at UNLV* | --- | Did Not Play -- |
| N.9.19 | Nevada* | --- | Did Not Play -- |
| N.15.19 | Fresno State* | --- | Did Not Play -- |
| N.23.19 | at Hawai'i* | 1 | LG |
| N.30.19 | Brigham Young | --- | Did Not Play -- |
| D.21.19 | vs. Central Michigan~ | 1 | |
| O.24.20 | UNLV* | --- | Did Not Play - Inj. -- |
| O.31.20 | at Utah State* | --- | Did Not Play - Inj. -- |
| N.6.20 | San José State* | --- | Did Not Play - Inj. -- |
| N.14.20 | Hawai'i* | --- | Did Not Play - Inj. -- |
| N.21.20 | at Nevada* | --- | Did Not Play - Inj. -- |
| N.28.20 | at Colorado | --- | Did Not Play - Inj. -- |
| D.5.20 | Colorado State* | --- | Did Not Play - Inj. -- |
| D.12.20 | at No. 14/16 Brigham Young | --- | Did Not Play - Inj. -- |
| S.4.21 | New Mexico State | --- | Did Not Play - Inj. -- |
| S.11.21 | at Arizona | --- | Did Not Play - Inj. -- |
| S.18.21 | Utah | --- | Did Not Play - Inj. -- |
| S.21.21 | Towson | --- | Did Not Play - Inj. -- |
| O.9.21 | New Mexico* | 1 | |
| O.15.21 | at San José State* | --- | Did Not Play -- |
| O.23.21 | at Air Force* | 1 | |
| O.30.21 | Fresno State* | 1 | |
| N.6.21 | at Hawai'i* | --- | Did Not Play -- |

* - Mountain West game. + - 2017 Lockheed Martin Armed Forces Bowl (Amon Carter Stadium; Fort Worth, Texas). # - 2018 DXL Frisco Bowl (Toyota Stadium; Frisco, Texas). ~ - 2019 New Mexico Bowl (Dreamstyle Stadium; Albuquerque, N.M.).

#3 WILL HASKELL

Quarterback • TR-Freshman • 6-4 • 200 • Glendale, Ariz. • Ironwood HS

- **At San Diego State:** Highly touted quarterback who signed with the Aztecs in December 2020 ... Is athletic with a ton of potential ... Has good speed out of the pocket ... Has impressed in fall camp so far and has been on the travel squad through the first nine games ... Started fourth on the depth chart but is now the backup heading into the Nevada game.
- **2021 (True Freshman):** Has played in three games on the season ... Is 4-for-7 for 47 yards, while rushing six times for 31 yards (5.2 avg.) with a touchdown ... Did not play each of the team's first three games ... **vs. Towson (Sept. 25)** ... Made his collegiate debut against Towson on Sept. 25, completing his only attempt for 20 yards and running three times for 20 yards (6.7 avg.) with a long of eight yards ... Ended up playing 10 offensive snaps on the team's final drive ... **vs. New Mexico (Oct. 9)** ... Played the final two snaps against New Mexico on Oct. 9, rushing once for one yard ... Did not play at San José State on Oct. 15 or at Air Force on Oct. 23 ... **vs. Fresno State (Oct. 30)** ... Played late against Fresno State on Oct. 30, completing 3 of 6 passes for a career-high 27 yards, while rushing twice for 10 yards, including a 7-yard touchdown ... The touchdown was the first of his career ... Did not play at Hawai'i on Nov. 6.
- **High School:** A four-year player at Ironwood High School in Glendale, Ariz. ... An all-region selection ... According to MaxPreps, threw for 4,193 yards over his career with 44 touchdowns, completing 285 of 461 attempts for a 61.8 completion percentage ... Also rushed for 1,902 yards and 26 touchdowns on 206 carries (9.2 avg.) ... This past 2020 season, which was limited because of COVID-19, threw for 1,863 yards and 22 touchdowns in eight games, while rushing 40 times for 453 yards (11.3 avg.) with another seven touchdowns ... In 2019, passed for 1,401 yards and 20 touchdowns in 10 games, and ran for 965 yards and 14 touchdowns ... Also played year of volleyball for the Eagles ... A consensus three-star recruit by Rivals, 247sports and ESPN ... Received a scout grade of 86 by 247sports and 73 from ESPN ... Rated as the 14th-best recruit in the state of Arizona by 247sports and 20th by ESPN.

- **Personal:** William Haskell was born March 24, 2003, in Glendale, Ariz. ... Son of Leah Schaper ... Picked the Aztecs over offers from Iowa State, Duke, Fresno State, Akron and Northern Arizona ... Also was recruited by Alabama, Washington State, Oregon, Arizona State, Oregon State and Arizona ... Is undecided on a major.

Haskell's Career Statistics

| Season | GP | Passing | | | | | | Rushing | | | | |
|---------------|----------|----------|----------|----------|-------------|----------|----------|-----------|---------------|----------|-----------|------------|
| | | GS | Cmp. | Att. | Pct. | Int. | TD | Yds. | Rtg. | Att. | Yds. | TD |
| 2021 | 3 | 0 | 4 | 7 | 57.1 | 0 | 0 | 47 | 113.54 | 6 | 31 | 5.2 |
| Career | 3 | 0 | 4 | 7 | 57.1 | 0 | 0 | 47 | 113.54 | 6 | 31 | 5.2 |

Career/2021 Highs: Completions: 3 vs. Fresno State (10/30/21); Attempts: 6 vs. Fresno State (10/30/21); Passing Yards: 27 vs. Fresno State (10/30/21); Long Pass: 20 vs. Towson (9/25/21); Carries: 3 vs. Towson (9/25/21); Rushing Yards: 20 vs. Towson (9/25/21); Rushing Touchdowns: 1 vs. Fresno State (10/30/21); Long Rush: 8 vs. Towson (9/25/21).

Haskell's Career Game-by-Game (Games Played Only)

| Passing | | | | | | | | | | | | |
|---------|---------------|----|----|------|------|-------|------|----|------|--------|--|--|
| Date | Opponent | GP | GS | Cmp. | Att. | Pct. | Int. | TD | Yds. | Rtg. | | |
| S.25.21 | Towson | 1 | 0 | 1 | 1 | 100.0 | 0 | 0 | 20 | 268.00 | | |
| O.9.21 | New Mexico* | 1 | 0 | 0 | 0 | 0.0 | 0 | 0 | 0 | 0.00 | | |
| O.30.21 | Fresno State* | 1 | 0 | 3 | 6 | 50.0 | 0 | 0 | 27 | 87.80 | | |

*Bold indicates season high. * - Mountain West game.*

#9 TAYLER HAWKINS

Cornerback • ^Senior • 6-1 • 205 • Palm Springs, Calif. • Palm Springs HS

- **At San Diego State:** Athletic DB who saw action in 2017 at cornerback after redshirting in 2016 ... Was third on the depth chart at right cornerback heading into 2017, but worked himself up to the backup to senior Kameron Kelly ... Started five of the team's 13 games in 2018 at field warrior and another five of 13 in 2019 ... Made the move back to cornerback for the 2020 campaign, working across all-MW performer Darren Hall ... One of only three Aztecs with four letters (Andrew Aleki and Trenton Thompson) ... Also a regular contributor on special teams ... Enters the 2021 season as the starting boundary cornerback ... Has played in 52 games, tied with Trenton Thompson for the most on the team.
- **2021 (^Senior):** Has been named to the Reese's Senior Bowl Watch List ... Also has been chosen a preseason second-team all-Mountain West pick by Athlon Sports, a third-team selection by Phil Steele Magazine and an honorable-mention pick by Pro Football Focus ... Named "SDSU's player to watch" by Lindy's Sports and "SDSU's third-best defensive player" by College Football News ... Has 41 tackles (31 solo), a tackle for loss, two interceptions for 34 yards, six pass breakups and a forced fumble in eight starts this season ... Rank in a tie for fourth in the Mountain West in passes defended (INT + PBU) per game (1.00, T-25th in FBS), and is also tied for seventh in total passes defended (8, T-37th in FBS), tied for eighth in pass breakups (6, T-63rd in FBS) and tied for 10th in interceptions (2, T-59th in FBS) ... Also tied for 60th in FBS in interceptions per game (0.25) ... According to Pro Football Focus, owns the seventh-best coverage rating in the country among defensive backs (and No. 1 in the Mountain West) (89.0 min. 275 snaps) and the seventh-lowest pass efficiency in the country when targeted (No. 1 in the Mountain West) (70.38, min. 275 snaps) ... **vs. New Mexico State (Sept. 4)** ... Started for the ninth straight game and 19th time overall in the opener against New Mexico State on Sept. 4, making six tackles (three solo) and an interception ... The interception was his second in three games dating back to last season and led to a Jordan Brookshire 18-yard rushing touchdown ... Played in 73 of the 85 snaps before giving way to younger cornerbacks ... **at Arizona (Sept. 11)** ... Came up with four tackles (all solo), including a 2-yard tackle for loss, in 50 of the team's 58 snaps at Arizona on Sept. 11 ... **vs. Utah (Sept. 18)** ... Had another good game in a start against Utah on Sept. 18 with six tackles (four solo), an interception returned for 34 yards and two pass breakups ... The interception was his second of the season and third in the past five games ... The 34-yard return was the longest of his career, leading to a Greg Bell rushing touchdown ... Played 73 snaps before exiting late in the fourth quarter with a leg injury ... **vs. Towson (Sept. 25)** ... Missed the Towson game with an injury, snapping his streak of 47 consecutive games played ... **vs. New Mexico (Oct. 9)** ... Returned to start and play 52 of 62 snaps against New Mexico on Oct. 9, making three solo stops and recording a pass breakup ... **at San José State (Oct. 15)** ... Came up with six tackles (five solo) and two pass breakups in a start at San José State on Oct. 15, playing 67 of the team's 81 defensive snaps ... **at Air Force (Oct. 23)** ... Had five tackles (three solo) in a start at Air

Force on Oct. 23, playing 51 of the 65 snaps ... **vs. Fresno State (Oct. 30)** ... Had four tackles (two solo) and a pass breakup in a start and 64 snaps against Fresno State on Oct. 30 ... **at Hawai'i (Nov. 6)** ... Registered a season high in tackles (all solo) and a forced fumble in 64 defensive snaps at Hawai'i on Nov. 6 ... The forced fumble was the first of his career and was returned 13 yards by CJ Baskerville.

- **2020 (Senior):** Was named an honorable-mention all-Mountain West pick as voted on by the league's media and coaches ... Started all eight games, including the first four at boundary warrior and the final four at boundary cornerback ... Had 38 tackles (24 solo), an interception and three pass breakups ... Ranked in a tie for seventh in the Mountain West in pass breakups (3) and a tie for eighth in passes defended (INT + PBU) (4) ... Started the opener with UNLV on Oct. 24 at boundary warrior, recording one solo tackle ... Also started at warrior at Utah State on Oct. 31, where he made five tackles (three solo) with a pass breakup ... The five stops tied Andrew Aleki and Darren Hall for the most on the team ... Started for the third straight game at boundary warrior against San José State on Nov. 6, making five stops (two solo) ... Started at boundary warrior vs. Hawai'i on Nov. 14, playing one snap there before moving to cornerback ... Had six tackles (four solo) and a pass breakup ... Started at boundary cornerback for the first time of his career at Nevada on Nov. 21 and had three tackles (two solo) ... Had a season-high seven tackles (four solo) in a start at cornerback at Colorado on Nov. 28 and added a pass breakup ... Had his first career interception in a start vs. Colorado State on Dec. 5, while adding four tackles (three solo) ... Tied a season high with seven tackles (five solo) in a start at No. 14/16 Brigham Young.
- **2019 (Junior):** Started five games on the season and played in all 13 ... Had 30 tackles (18 solo), including three tackles for loss for nine yards, and a quarterback hurry ... Started the opener against Weber State at boundary warrior as Kyree Woods moved to cornerback with Darren Hall out with an injury ... Finished with one solo tackle ... Had arguably the best game of his career at UCLA, making a career-high 10 tackles (seven solo), including a career-high two tackles for loss ... Led the team in tackles for the first time of his career ... Had one tackle in seven snaps off the bench at New Mexico State ... Made three snaps (one solo) in 31 snaps in a reserve role vs. Utah State ... Did not record a start in 11 snaps off the bench at Colorado State ... Earned the stat against Wyoming with Kyree Woods out for the season, making four tackles (two solo), including a 4-yard tackle for loss in 29 snaps ... Played statless time on special teams at San José State ... Had one tackle in three snaps at UNLV ... Played 44 snaps against Nevada after Trenton Thompson was ejected for targeting, but did not record a stat ... Registered three tackles (two solo) and a quarterback hurry in 29 snaps off the bench against Fresno State ... Earned the start at Hawai'i, where he had six tackles (four solo), playing all 67 snaps ... Started against Brigham Young, making one assisted stop in 11 snaps ... Did not record a stat in special teams snaps vs. Central Michigan in the New Mexico Bowl.
- **2018 (Sophomore):** Played in the team's 13 games, starting five times ... Had 35 tackles (19 solo) with a tackle for loss and five pass breakups ... Led the Aztecs with six tackles on special teams and five stops on the punt return unit ... Played the opener at No. 13/13 Stanford, making two solo tackles on Aztec punts ... Had a solo stop and a pass breakup on defense against Sacramento State ... Earned his first career start vs. No. 23/25 Arizona State, making a career-high five tackles (three solo) ... Started again vs. Eastern Michigan without recording a stat ... Had four tackles and a pass breakup in 39 snaps off the bench at rv/No. 24 Boise State ... Registered five stops (four solo) with a tackle for loss against Air Force in a career-high 51 snaps ... The tackle for loss was the first of his career ... Registered two tackles (one solo) with a pass breakup in 21 snaps vs. San José State ... Played 32 snaps off the bench at Nevada, making four tackles (two solo) ... Started at New Mexico, making two tackles (one solo) with a pass breakup in 32 snaps ... Had an assisted stop on a start against UNLV, playing 16 snaps ... Came off the bench at Fresno State, recording three tackles across 29 snaps ... Made on solo tackle in eight snaps against Hawai'i ... Started against Ohio in the DXL Frisco Bowl, making five tackles and adding a pass breakup in 39 snaps.
- **2017 (Freshman):** Played in 10 of the team's 13 games, including the final 10, mainly on special teams ... Had five tackles (three solo) ... Did not play the first three games of the season because of a knee injury, missing games vs. UC Davis, at Arizona State and against No. 19/19 Stanford ... Made a solo stop at Air Force on special teams on his first career game ... Added another solo tackle vs. Northern Illinois ... Had an assisted tackle at UNLV ... Did not make a stat in special teams play vs. Boise State, against Fresno State, at Hawai'i and at San José State ... Had career-high two stops vs. Nevada ... Did not record a stat vs. New Mexico or against Army West Point in the Armed Forces Bowl.
- **2016 (Redshirt):** Redshirted his first season at San Diego State.
- **High School:** Was a four-year letter winner at Palm Springs High School in Palm Springs, Calif., with fellow defensive back Trenton Thompson ... Led the Indians to a 24-3 (.889) record, including a 11-1 (.917) mark in league play, over his final two years (2014-15) ... Helped the

2015 squad capture a CIF Championship ... Caught 94 passes for 1,915 yards (20.4 avg.) and 25 touchdowns over the past two years (according to MaxPreps), as well as 196 rushing yards and three more scores on 27 carries (7.3 avg.) ... Over his final three years on defense (2013-15), totaled 133 tackles (96 solo), nine interceptions, 14 pass deflections, a forced fumble and two fumble recoveries ... Also punted 26 times for 962 yards (37.0 avg.) as a senior in 2015 ... Was a three-time first-team all-league selection and a two-time first-team all-CIF pick ... A three-star recruit by Rivals and 247sports as an "athlete" and a three-star recruit by Scout and ESPN as a cornerback ... Ranked as the 11th-best cornerback in California by Scout and the 12th best on the West Coast ... Received a grade of 85 by 247sports and a mark of 70 by ESPN ... Was also on the track and field team at PSHS.

- **Personal:** Tayler Colby Hawkins was born Dec. 27, 1997, in Palm Springs, Calif. ... Son of Kevin Hawkins and LaWanda Roy ... Picked the Aztecs over Arizona State, Colorado, Colorado State, Fresno State, Nevada, San José State, UNLV, Washington, Washington State and Wyoming ... Is majoring in sociology.

Hawkins' Career Statistics

| Season | GP | GS | UA | A | TT | TFL | Sk | Int. | PBU | FF | FR |
|---------------|-----------|-----------|-----------|-----------|------------|------------|------------|----------|-----------|----------|----------|
| 2017 | 10 | 0 | 3 | 2 | 5 | 0.0 | 0.0 | 0 | 0 | 0 | 0 |
| 2018 | 13 | 5 | 19 | 16 | 35 | 1.0 | 0.0 | 0 | 5 | 0 | 0 |
| 2019 | 13 | 5 | 18 | 12 | 30 | 3.0 | 0.0 | 0 | 0 | 0 | 0 |
| 2020 | 8 | 8 | 24 | 14 | 38 | 0.0 | 0.0 | 1 | 3 | 0 | 0 |
| 2021 | 8 | 8 | 31 | 10 | 41 | 1.0 | 0.0 | 2 | 6 | 1 | 0 |
| Career | 52 | 26 | 95 | 54 | 149 | 5.0 | 0.0 | 3 | 14 | 1 | 0 |

Career Highs: Tackles: 10 at UCLA (9/7/19); Tackles For Loss: 2.0 at UCLA (9/7/19); Interceptions: 1 vs. Utah (9/18/21), vs. New Mexico State (9/4/21), vs. Colorado State (12/5/20); Pass Breakups: 2 at San José State (10/15/21), vs. Utah (9/18/21); Forced Fumbles: 1 at Hawai'i (11/6/21).

2021 Highs: Tackles: 7 at Hawai'i (11/6/21); Tackles For Loss: 1.0 at Arizona (9/11/21); Interceptions: 1 vs. Utah (9/18/21), vs. New Mexico State (9/4/21); Pass Breakups: 2 at San José State (10/15/21), vs. Utah (9/18/21); Forced Fumbles: 1 at Hawai'i (11/6/21).

Hawkins' Career Game-by-Game

| Date | Opponent | GP | GS | UA | A | TT | TFL | Sk. | Int. | PBU | FF | FR |
|---------|---------------------------|----|----|----|---|----|-----|-----|------|-----|----|----|
| S.2.17 | UC Davis | | | | | | | | | | | |
| S.9.17 | at Arizona State | | | | | | | | | | | |
| S.16.17 | No. 19/19 Stanford | | | | | | | | | | | |
| S.23.17 | at Air Force* | 1 | 0 | 1 | 0 | 1 | 0.0 | 0.0 | 0 | 0 | 0 | 0 |
| S.30.17 | Northern Illinois | 1 | 0 | 1 | 0 | 1 | 0.0 | 0.0 | 0 | 0 | 0 | 0 |
| O.7.17 | at UNLV* | 1 | 0 | 0 | 1 | 1 | 0.0 | 0.0 | 0 | 0 | 0 | 0 |
| O.14.17 | Boise State* | 1 | 0 | 0 | 0 | 0 | 0.0 | 0.0 | 0 | 0 | 0 | 0 |
| O.21.17 | Fresno State* | 1 | 0 | 0 | 0 | 0 | 0.0 | 0.0 | 0 | 0 | 0 | 0 |
| O.28.17 | at Hawai'i* | 1 | 0 | 0 | 0 | 0 | 0.0 | 0.0 | 0 | 0 | 0 | 0 |
| N.4.17 | at San José State* | 1 | 0 | 0 | 0 | 0 | 0.0 | 0.0 | 0 | 0 | 0 | 0 |
| N.18.17 | Nevada* | 1 | 0 | 1 | 1 | 2 | 0.0 | 0.0 | 0 | 0 | 0 | 0 |
| N.24.17 | New Mexico* | 1 | 0 | 0 | 0 | 0 | 0.0 | 0.0 | 0 | 0 | 0 | 0 |
| D.23.17 | vs. Army West Point+ | 1 | 0 | 0 | 0 | 0 | 0.0 | 0.0 | 0 | 0 | 0 | 0 |
| A.31.18 | at No. 13/13 Stanford | 1 | 0 | 2 | 0 | 2 | 0.0 | 0.0 | 0 | 0 | 0 | 0 |
| S.8.18 | Sacramento State | 1 | 0 | 1 | 0 | 1 | 0.0 | 0.0 | 0 | 1 | 0 | 0 |
| S.15.18 | No. 23/25 Arizona State | 1 | 1 | 3 | 2 | 5 | 0.0 | 0.0 | 0 | 0 | 0 | 0 |
| S.22.18 | Eastern Michigan | 1 | 1 | 0 | 0 | 0 | 0.0 | 0.0 | 0 | 0 | 0 | 0 |
| O.6.18 | at rv/No. 24 Boise State* | 1 | 0 | 1 | 3 | 4 | 0.0 | 0.0 | 0 | 1 | 0 | 0 |
| O.12.18 | Air Force* | 1 | 0 | 4 | 1 | 5 | 1.0 | 0.0 | 0 | 0 | 0 | 0 |
| O.20.18 | San José State* | 1 | 0 | 1 | 1 | 2 | 0.0 | 0.0 | 0 | 1 | 0 | 0 |
| O.27.18 | at Nevada* | 1 | 0 | 2 | 2 | 4 | 0.0 | 0.0 | 0 | 0 | 0 | 0 |
| N.3.18 | at New Mexico* | 1 | 1 | 1 | 1 | 2 | 0.0 | 0.0 | 0 | 1 | 0 | 0 |
| N.10.18 | UNLV* | 1 | 1 | 0 | 1 | 1 | 0.0 | 0.0 | 0 | 0 | 0 | 0 |
| N.17.18 | at Fresno State* | 1 | 0 | 1 | 2 | 3 | 0.0 | 0.0 | 0 | 0 | 0 | 0 |
| N.24.18 | Hawai'i* | 1 | 0 | 1 | 0 | 1 | 0.0 | 0.0 | 0 | 0 | 0 | 0 |
| D.19.18 | vs. Ohio# | 1 | 1 | 2 | 3 | 5 | 0.0 | 0.0 | 0 | 1 | 0 | 0 |
| A.31.19 | Weber State | 1 | 1 | 1 | 0 | 1 | 0.0 | 0.0 | 0 | 0 | 0 | 0 |
| S.7.19 | at UCLA | 1 | 1 | 8 | 3 | 11 | 2.0 | 0.0 | 0 | 0 | 0 | 0 |
| S.14.19 | at New Mexico State | 1 | 0 | 1 | 0 | 1 | 0.0 | 0.0 | 0 | 0 | 0 | 0 |
| S.21.19 | Utah State* | 1 | 0 | 1 | 2 | 3 | 0.0 | 0.0 | 0 | 0 | 0 | 0 |
| O.5.19 | at Colorado State* | 1 | 0 | 0 | 0 | 0 | 0.0 | 0.0 | 0 | 0 | 0 | 0 |

| Date | Opponent | GP | GS | UA | A | TT | TFL | Sk. | Int. | PBU | FF | FR |
|---------|----------------------------|--------------------------------|----|----|---|----|-----|-----|------|-----|----|----|
| 0.12.19 | Wyoming* | 1 | 1 | 2 | 2 | 4 | 1.0 | 0.0 | 0 | 0 | 0 | 0 |
| 0.19.19 | at San José State* | 1 | 0 | 0 | 0 | 0 | 0.0 | 0.0 | 0 | 0 | 0 | 0 |
| 0.26.19 | at UNLV* | 1 | 0 | 0 | 1 | 1 | 0.0 | 0.0 | 0 | 0 | 0 | 0 |
| N.9.19 | Nevada* | 1 | 0 | 0 | 0 | 0 | 0.0 | 0.0 | 0 | 0 | 0 | 0 |
| N.15.19 | Fresno State* | 1 | 0 | 2 | 1 | 3 | 0.0 | 0.0 | 0 | 0 | 0 | 0 |
| N.23.19 | at Hawai'i* | 1 | 1 | 4 | 2 | 6 | 0.0 | 0.0 | 0 | 0 | 0 | 0 |
| N.30.19 | Brigham Young | 1 | 1 | 0 | 1 | 1 | 0.0 | 0.0 | 0 | 0 | 0 | 0 |
| D.21.19 | vs. Central Michigan~ | 1 | 0 | 0 | 0 | 0 | 0.0 | 0.0 | 0 | 0 | 0 | 0 |
| 0.24.20 | UNLV* | 1 | 1 | 1 | 0 | 1 | 0.0 | 0.0 | 0 | 0 | 0 | 0 |
| 0.31.20 | at Utah State* | 1 | 1 | 3 | 2 | 5 | 0.0 | 0.0 | 0 | 1 | 0 | 0 |
| N.6.20 | San José State* | 1 | 1 | 2 | 3 | 5 | 0.0 | 0.0 | 0 | 0 | 0 | 0 |
| N.14.20 | Hawai'i* | 1 | 1 | 4 | 2 | 6 | 0.0 | 0.0 | 0 | 1 | 0 | 0 |
| N.21.20 | at Nevada* | 1 | 1 | 2 | 1 | 3 | 0.0 | 0.0 | 0 | 0 | 0 | 0 |
| N.28.20 | at Colorado | 1 | 1 | 4 | 3 | 7 | 0.0 | 0.0 | 0 | 1 | 0 | 0 |
| D.5.20 | Colorado State* | 1 | 1 | 3 | 1 | 4 | 0.0 | 0.0 | 1 | 0 | 0 | 0 |
| D.12.20 | at No. 14/16 Brigham Young | 1 | 1 | 5 | 2 | 7 | 0.0 | 0.0 | 0 | 0 | 0 | 0 |
| S.4.21 | New Mexico State | 1 | 1 | 3 | 3 | 6 | 0.0 | 0.0 | 1 | 0 | 0 | 0 |
| S.11.21 | at Arizona | 1 | 1 | 4 | 0 | 4 | 1.0 | 0.0 | 0 | 0 | 0 | 0 |
| S.18.21 | Utah | 1 | 1 | 4 | 2 | 6 | 0.0 | 0.0 | 0 | 2 | 0 | 0 |
| S.25.21 | Towson | --- Did Not Play - Injured --- | | | | | | | | | | |
| 0.9.21 | New Mexico* | 1 | 1 | 3 | 0 | 3 | 0.0 | 0.0 | 0 | 1 | 0 | 0 |
| 0.15.21 | at San José State* | 1 | 1 | 5 | 1 | 6 | 0.0 | 0.0 | 0 | 2 | 0 | 0 |
| 0.23.21 | at Air Force* | 1 | 1 | 3 | 2 | 5 | 0.0 | 0.0 | 0 | 0 | 0 | 0 |
| 0.30.21 | Fresno State* | 1 | 1 | 2 | 2 | 4 | 0.0 | 0.0 | 0 | 1 | 0 | 0 |
| N.7.21 | at Hawai'i* | 1 | 1 | 7 | 0 | 7 | 0.0 | 0.0 | 0 | 0 | 1 | 0 |

*Bold indicates season high. * - Mountain West game. + - 2017 Lockheed Martin Armed Forces Bowl (Amon Carter Stadium; Fort Worth, Texas). # - 2018 DXL Frisco Bowl (Toyota Stadium; Frisco, Texas). ~ - 2019 New Mexico Bowl (Dreamstyle Stadium; Albuquerque, N.M.).*

#7 LUCAS JOHNSON

Quarterback • Senior • 6-3 • 215 • San Diego, Calif. • Georgia Tech

- **At San Diego State:** Athletic quarterback who came from the ACC at Georgia Tech ... Local product out of Mt. Carmel High ... Entered the 2020 season second on the depth chart but battled a leg injury for most of the season ... Is listed as the starting quarterback heading into the Nevada game.
- **2021 (Senior):** Has played in all nine games on the season, starting five times ... Is 66-for-109 (60.6 pct.) for 625 yards and five touchdowns against three interceptions for a 118.3 pass efficiency rating, while running 36 times for 170 yards (4.7 avg.) with a long run of 54 yards ... If you take away the seven times he has been sacked (for 57 yards), he has rushed 29 times for 227 yards (7.8 avg.) ... vs. New Mexico State (Sept. 4) ... Came on for the last series of the game against New Mexico State on Sept. 4, handing off three times to Chance Bell in a 28-10 Aztec win ... at Arizona (Sept. 11) ... Played the entire fourth quarter at Arizona on Sept. 11, going 0-for-1, while rushing twice for 18 yards (9.0 avg.) with a long of 13 yards ... Played in 17 snaps overall ... vs. Utah (Sept. 18) ... Earned his second start at San Diego State and fourth of his career on Sept. 18 against Utah with Jordan Brookshire unable to practice during the week because of a leg injury ... Was 10-for-19 for 44 yards and a touchdown without turning the ball over ... Also ran eight times for a career-high 87 yards (10.9 avg.) ... The 87 rushing yards are the most by an Aztec quarterback since Ryan Katz had 89 at Fresno State on Sept. 29, 2021 and the fourth most in a game since at least 1996 ... Including in the 87 rushing yards was a career-long 54-yard rush, which was the longest by an Aztec quarterback since Katz had a 67-yarder at Fresno State on Sept. 29, 2012 and third longest since at least 1996 ... Also caught what ended up being the game-winning 2-point conversion from wide receiver Jesse Matthews ... vs. Towson (Sept. 25) ... Was 16-for-25 for 149 yards and a touchdown with one interception in a second straight start against Towson on Sept. 25 ... Threw an interception in the first quarter, the first of his Aztec career ... His interception came on his 48th attempt as an Aztec ... Threw a completion to nine different receivers ... vs. New Mexico (Oct. 9) ... Threw a 3-yard pass and ran once for six yards in eight offensive snaps late vs. New Mexico ... at San José State (Oct. 15) ... Came on late in the fourth quarter at San José State on Oct. 15, going 2-for-3 for 38 yards and a career-high two touchdowns ... Both touchdown passes came in each overtime session to Jesse Matthews, including a game-winning, walk-off 24-yard TD pass in the second overtime ... Became just the 13th FBS quarterback since 1996 to only throw touchdown passes for his completions (min. 2

completions) ... at Air Force (Oct. 23) ... Was 11-for-13 for 72 yards in the start at Air Force on Oct. 23 ... Also gained a rushing yard on three attempts ... Posted a 84.6 completion percentage, the highest mark of his career (min. 12 attempts) ... vs. Fresno State (Oct. 30) ... Was 14-for-31 for 220 yards and a touchdown against Fresno State on Oct. 30, while throwing two interceptions ... Also rushed eight times for 60 yards (7.5 avg.) with a long of 14 yards ... Set a career high for passing yards, breaking 200 for the first time of his career ... Threw his fifth touchdown pass of the season and seventh of his career (sixth as an Aztec) ... Threw just his second and third interceptions of his Aztec career ... at Hawai'i (Nov. 6) ... Completed 12 of 16 passes for 99 yards without throwing a touchdown or interception ... Completed his first six passes of the game ... Also rushed nine times for 29 yards (3.2 avg.) ... If you take away his two sacks (for 14 yards), he ran seven times for 43 yards (6.1 avg.) ... Improved to 4-1 as the starting quarterback this season.

- **2020 (Junior):** Played in three games with one start ... Was 14-for-24 (58.3 pct.) for 184 yards and a touchdown, owning a 136.48 pass efficiency rating ... Also rushed eight times for 80 yards (8.0 avg.) with a 35-yard touchdown ... His 10.0 YPC average led FBS among quarterbacks (min. 8 att.) ... If you take away the two times he was sacked (for 13 yards) this year, he has rushed six times for 93 yards (15.5 avg.) ... Did not play in the opener with UNLV ... Played statless time late at Utah State without recording a stat ... Did not play against San José State ... Came on late to lead the Aztecs in the final two offensive drives of the game against Hawai'i ... Ran three times for a career-high 51 yards (17.0 avg.) with a then career-long run of 24 yards on the first drive, which used up a whopping 9 minutes, 1 second (9:01) of clock before Matt Araiza made a 36-yard field goal ... Then was on for victory formation as SDSU kneeled down to end the game ... Earned his first start as an Aztec at Nevada on Nov. 21, going 14-for-24 for 184 yards and a touchdown ... Also rushed five times for 29 yards, including a 35-yard touchdown ... The 35-yard run was the longest by an Aztec quarterback since Ryan Katz had a 67-yarder at Fresno State on Sept. 29, 2012 and the third longest by a SDSU QB since at least 1996 ... Had his first touchdown pass of the season and second of his career ... Recorded the first rushing touchdown of his career ... Did not travel for the Colorado game because of a leg injury suffered at Nevada on Nov. 21 ... Did not play against Colorado State on Dec. 5 or at No. 14/16 Brigham Young on Dec. 12, backing up Jordan Brookshire.
- **At Georgia Tech:** Played in 16 games over his career with the Yellow Jackets, starting twice, completing 21 of 37 passes (56.8 pct.) for 187 yards and a touchdown ... Also carried the ball 23 times for 44 yards.
- **2019:** Played in six games with two starts ... Was 21-for-37 (56.8 pct.) for 187 yards and a touchdown, while rushing 23 times for 44 yards ... **2018:** Played in one game (against Duke) without recording a stat ... **2017:** Logged snaps in nine games as a redshirt freshman, mainly as the holder for field goals and PATs ... Did not attempt a pass and only had one rush, a one-yarder in the season finale against Georgia ... **2016:** Redshirted his first season at Georgia Tech.
- **High School:** Prior to Georgia Tech, was at Mt. Carmel High, where he passed for 5,474 yards and 49 touchdowns over his career, while adding 2,546 yards and 35 touchdowns on the ground ... As a senior, he totaled 3,737 yards, including 2,571 passing yards and 26 touchdowns, and 1,166 rushing yards and 14 touchdowns, while earning first-team all-CIF honors ... The MCHS team finished with a 9-4 record when he was a senior and made the 2015 Division II state championship game, the school's first appearance in a title game in 30 years ... Also garnered first-team all-region accolades as a senior and was the Palomar League MVP ... A three-time first-team all-league honoree and three-time team captain ... Amassed 2,104 yards (1,456 passing, 648 rushing) and 25 touchdowns (13 passing, 12 rushing) as a junior ... Was also the starting quarterback for the North squad in the 2016 Blue-Grey All-American Bowl in Tampa, Fla. ... Also was a four-year letter winner and three-year team captain in basketball, and earned two letters in track and field, captaining one season ... Was a three-star recruit by Rivals and 247sports.
- **Personal:** Lucas Donnell Johnson was born Dec. 3, 1997, in San Diego ... Parents are Lucas ("Jackie") and Cathy Johnson ... Father, Jackie, played professional football for the Tampa Bay Buccaneers ... Sister, Alix, played softball at Arizona State ... Originally picked Georgia Tech over offers from San Diego State, Air Force, Montana and UC Davis ... Is working on a master's degree in liberal arts and sciences.

Johnson's Career Statistics

^ - at Georgia Tech

| Season | Passing | | | | | | | Rushing | | | | |
|-------------------|-----------|----------|------------|------------|-------------|----------|----------|------------|--------------|-----------|------------|----------|
| | GP | GS | Cmp. | Att. | Pct. | Int. | TD | Yds. | Rtg. | Att. | Yds. | TD |
| 2017 [^] | 9 | 0 | 0 | 0 | 0.0 | 0 | 0 | 0 | 0.00 | 1 | 1 | 0 |
| 2018 [^] | 1 | 0 | 0 | 0 | 0.0 | 0 | 0 | 0 | 0.00 | 0 | 0 | 0 |
| 2019 [^] | 6 | 2 | 21 | 37 | 56.8 | 1 | 1 | 187 | 102.7 | 22 | 43 | 0 |
| 2020 | 3 | 1 | 14 | 24 | 58.3 | 0 | 1 | 184 | 136.5 | 8 | 80 | 1 |
| 2021 | 9 | 5 | 66 | 109 | 60.6 | 3 | 5 | 625 | 118.3 | 36 | 170 | 0 |
| Career | 28 | 8 | 101 | 170 | 59.4 | 4 | 7 | 996 | 117.5 | 67 | 294 | 1 |

Career Highs: Completions: 16 vs. Towson (9/25/21); Attempts: 31 vs. Fresno State (10/30/21); Passing Yards: 220 vs. Fresno State (10/30/21); Passing Touchdowns: 2 at San José State (10/15/21); Long Pass: 39 vs. Fresno State (10/30/21); Completion Pct. (min. 12 att.): 84.6 (11-for-13) at Air Force (10/23/21); Efficiency Rating (min. 12 att.): 136.48 at Nevada (11/21/20); Carries: 9 at Hawai'i (11/6/21), vs. South Florida (9/7/19); Rushing Yards: 87 vs. Utah (9/18/21); Rushing Touchdowns: 1 at Nevada (11/21/20); Long Rush: 54 vs. Utah (9/18/21).

2021 Highs: Completions: 16 vs. Towson (9/25/21); Attempts: 31 vs. Fresno State (10/30/21); Passing Yards: 220 vs. Fresno State (10/30/21); Passing Touchdowns: 2 at San José State (10/15/21); Long Pass: 39 vs. Fresno State (10/30/21); Completion Pct. (min. 12 att.): 84.6 (11-for-13) at Air Force (10/23/21); Efficiency Rating (min. 12 att.): 131.14 at Air Force (10/23/21); Carries: 9 at Hawai'i (11/6/21); Rushing Yards: 87 vs. Utah (9/18/21); Long Rush: 54 vs. Utah (9/18/21).

Johnson's Career G-by-G (GP at Georgia Tech & All SDSU Games)

| Passing | | | | | | | | | | | | |
|---------|----------------------------|--------------------------------|----|------|------|-------|------|----|------|--------|--|--|
| Date | Opponent | GP | GS | Cmp. | Att. | Pct. | Int. | TD | Yds. | Rtg. | | |
| S.9.17 | Jacksonville State | 1 | 0 | 0 | 0 | 0.0 | 0 | 0 | 0 | 0.00 | | |
| S.30.17 | vs. North CarolinaS | 1 | 0 | 0 | 0 | 0.0 | 0 | 0 | 0 | 0.00 | | |
| O.14.17 | at No. 11 MiamiS | 1 | 0 | 0 | 0 | 0.0 | 0 | 0 | 0 | 0.00 | | |
| O.21.17 | Wake ForestS | 1 | 0 | 0 | 0 | 0.0 | 0 | 0 | 0 | 0.00 | | |
| O.28.17 | at No. 7 ClemsonS | 1 | 0 | 0 | 0 | 0.0 | 0 | 0 | 0 | 0.00 | | |
| N.4.17 | at VirginiaS | 1 | 0 | 0 | 0 | 0.0 | 0 | 0 | 0 | 0.00 | | |
| N.11.17 | No. 17 Virginia TechS | 1 | 0 | 0 | 0 | 0.0 | 0 | 0 | 0 | 0.00 | | |
| N.18.17 | at DukeS | 1 | 0 | 0 | 0 | 0.0 | 0 | 0 | 0 | 0.00 | | |
| N.25.17 | No. 7 Georgia | 1 | 0 | 0 | 0 | 0.0 | 0 | 0 | 0 | 0.00 | | |
| A.29.19 | at ClemsonS | 1 | 0 | 0 | 2 | 0.0 | 0 | 0 | 0 | 0.00 | | |
| S.7.19 | South Florida | 1 | 1 | 11 | 17 | 64.7 | 1 | 0 | 45 | 75.18 | | |
| S.14.19 | The Citadel | 1 | 1 | 5 | 10 | 50.0 | 0 | 1 | 91 | 159.44 | | |
| O.19.19 | at MiamiS | 1 | 0 | 0 | 0 | 0.0 | 0 | 0 | 0 | 0.00 | | |
| N.2.19 | PittsburghS | 1 | 0 | 5 | 8 | 62.5 | 0 | 0 | 51 | 116.05 | | |
| O.24.20 | UNLV* | --- Did Not Play --- | | | | | | | | | | |
| O.31.20 | at Utah State* | 1 | 0 | 0 | 0 | 0.0 | 0 | 0 | 0 | 0.00 | | |
| N.6.20 | San José State* | --- Did Not Play --- | | | | | | | | | | |
| N.14.20 | Hawai'i* | 1 | 0 | 0 | 0 | 0.0 | 0 | 0 | 0 | 0.00 | | |
| N.21.20 | at Nevada* | 1 | 1 | 14 | 24 | 58.3 | 0 | 1 | 184 | 136.48 | | |
| N.28.20 | at Colorado | --- Did Not Play - Injured --- | | | | | | | | | | |
| D.5.20 | at Colorado State* | --- Did Not Play - Injured --- | | | | | | | | | | |
| D.12.20 | at No. 14/16 Brigham Young | --- Did Not Play - Injured --- | | | | | | | | | | |
| S.4.21 | New Mexico State | 1 | 0 | 0 | 0 | 0.0 | 0 | 0 | 0 | 0.00 | | |
| S.11.21 | at Arizona | 1 | 0 | 0 | 1 | 0.0 | 0 | 0 | 0 | 0.00 | | |
| S.18.21 | Utah | 1 | 1 | 10 | 19 | 52.6 | 0 | 1 | 44 | 89.45 | | |
| S.25.21 | Towson | 1 | 1 | 16 | 25 | 64.0 | 1 | 1 | 149 | 119.26 | | |
| O.9.21 | New Mexico* | 1 | 0 | 1 | 1 | 100.0 | 0 | 0 | 3 | 125.20 | | |
| O.15.21 | at San Jose State* | 1 | 0 | 2 | 3 | 66.7 | 0 | 2 | 38 | 393.07 | | |
| O.23.21 | at Air Force* | 1 | 1 | 11 | 13 | 84.6 | 0 | 0 | 72 | 131.14 | | |
| O.30.21 | Fresno State* | 1 | 1 | 14 | 31 | 45.2 | 2 | 1 | 220 | 102.52 | | |
| N.6.21 | at Hawai'i* | 1 | 1 | 12 | 16 | 75.0 | 0 | 0 | 99 | 126.97 | | |

Bold indicates season high. S - ACC game. * - Mountain West game.

#96 ELIJAH KOTHE (cody)

Wide Receiver • Senior • 6-4 • 210 • Las Vegas, Nev. • Faith Lutheran HS

• **At San Diego State:** Impressed the coaching staff with a good fall camp as a true freshman in 2018 ... Seemingly catches everything thrown to him ... Entered the 2019 season as the

starting 'X' receiver, but battled a hand injury, missing four games midseason ... Enters the Nevada game as the backup 'X' receiver to Tyrell Shavers ... Also sees time on special teams.

- **Senior (2021):** Has played in the team's nine games on the season with four starts ... Has 13 catches for 179 yards (13.8 avg.), including a 16-yard touchdown ... **vs. New Mexico State (Sept. 4)** ... Logged 20 statless snaps in the opener with New Mexico State on Sept. 4 ... **at Arizona (Sept. 11)** ... Also played 19 snaps without recording a stat at Arizona on Sept. 11 ... **vs. Utah (Sept. 18)** ... Earned the start vs. Utah on Sept. 18, making a 4-yard catch on SDSU's first series of the game ... Ended up playing 26 snaps ... **vs. Towson (Sept. 25)** ... Came off the bench to make a 16-yard touchdown catch against Towson on Sept. 25 ... The touchdown gave the Aztecs a 21-7 lead in the second quarter ... It was his first touchdown of the season and second of his career ... Logged 16 snaps in the game ... **vs. New Mexico (Oct. 9)** ... Caught a 7-yard pass in 14 offensive snaps off the bench vs. New Mexico on Oct. 9 ... **at San José State (Oct. 15)** ... Came up with a 6-yard catch in 21 offensive snaps at San José State on Oct. 15 ... **at Air Force (Oct. 23)** ... Had a season-high three receptions for a then season-best 25 yards in a start and 26 snaps at Air Force on Oct. 23 ... The 25 yards were also the most by an Aztec in the game ... **vs. Fresno State (Oct. 30)** ... Caught four passes for 105 yards (all in the first half) in a start against Fresno State on Oct. 31, making him the 88th different Aztec with a 100-yard receiving game ... His 105 yards easily eclipsed his previous high of 45 against Fresno State on Nov. 15, 2019 ... Also tied a career high with four receptions (also at New Mexico State on Sept. 14, 2019) ... Had a career-long 39-yard grab ... Played 32 snaps overall ... **at Hawai'i (Nov. 6)** ... Came up with two catches for 16 yards (8.0 avg.) and a long of 10 yards in a start at Hawai'i on Nov. 6, logging 49 snaps overall.
- **Junior (2020):** Played in seven games with three starts ... Had seven catches for 111 yards (15.9 avg.) and a touchdown with a long catch of 33 yards ... Came off the bench against UNLV on Oct. 24 for a 33-yard catch, which was the longest catch in the game for either team and the longest catch of his career ... Did not record a catch in action off the bench at Utah State on Oct. 31 or against San José State on Nov. 6 ... Earned the first start of the season against Hawai'i on Nov. 14 and seventh of his career, making an 8-yard grab ... Earned the start again at Nevada on Nov. 21, where he made two catches for 39 yards (19.5 avg.) with a long of 20 yards ... Had a 3-yard catch off the bench at Colorado on Nov. 28 before exiting the game with an injury ... Did not travel to the Colorado State game on Dec. 5 ... Returned to start at No. 14/16 Brigham Young on Dec. 12, making two catches for 28 yards (14.0 avg.), including a 15-yard touchdown ... The touchdown was the first of his career and put the Aztecs up, 14-7, in the first quarter.
- **Sophomore (2019):** Started the first four games, missing the next four with a hand injury ... Returned to play the final five games off the bench ... Had 17 catches for 179 yards (10.5 avg.) with a long of 29 yards ... Started the opener against Weber State for the third time of his career, making three catches for 24 yards (8.0 avg.) with a long of 11 yards in 34 snaps ... Started again at UCLA, making a 7-yard catch in 31 snaps ... Had a career-high four catches for a then career-high 34 yards (8.5 avg.) in a start and 42 snaps at New Mexico State ... Registered two catches for 30 yards (15.0 avg.) in a start and 24 snaps vs. Utah State, but was unable to play the whole game because of an injury ... Did not travel to play at Colorado State because of the hand injury ... Also did not play vs. Wyoming, San José State and UNLV ... Returned to action against Nevada, not recording a stat in five offensive snaps ... Came up with three catches for a career-high 45 yards (15.0 avg.) in 26 snaps vs. Fresno State, including a career-long 29-yard grab ... Came up with two catches for 19 yards (9.5 avg.) with a long of 12 yards in 34 snaps at Hawai'i ... Did not find the stat sheet in 13 snaps vs. Brigham Young ... Registered two catches for 20 yards (10.0 avg.) with a long of 13 yards in 23 snaps vs. Central Michigan in the New Mexico Bowl.
- **True Freshman (2018):** Played in 12 games with two starts, making seven catches for 78 yards (11.1 avg.) with a long of 24 yards, while recording two tackles on special teams ... Did not play in the opener at No. 13/13 Stanford ... Made his debut against Sacramento State, seeing time at wide receiver and on the kickoff unit without recording a stat ... Recorded his first two career tackles on the kickoff unit against No. 23/25 Arizona State ... Had his first two catches in the following game vs. Eastern Michigan for 16 yards (8.0 avg.) with a long of nine yards ... Played statless time on special teams at rv/No. 24 Boise State ... Saw three statless snaps against Air Force and eight statless snaps vs. San José State ... Had two catches for a career-high 20 yards at Nevada ... Had a career-long 24-yard catch in his first career start at New Mexico, playing 14 snaps ... Made a 6-yard grab in nine snaps vs. UNLV ... Played 26 snaps at Fresno State, but was unable to find the statsheet ... Did not record a catch in five snaps vs. Hawai'i ... Had a 12-yard grab in a start against Ohio in the DXL Frisco Bowl, playing 15 snaps.
- **High School:** Earned four letters at Faith Lutheran High School in Las Vegas, Nev. ... According

to MaxPreps, registered 115 catches over the last three seasons for 1,806 yards (15.7 avg.) and 19 touchdowns ... Best year statistically was his junior campaign in 2016 when he had 55 catches for 1,053 yards (19.1 avg.) and 10 touchdowns ... Was a two-time all-state selection and a three-time all-league performer ... A two-star recruit by both Rivals and 247sports ... Rated as the 13th-best recruit in Nevada by 247sports ... Also a four-year letterwinner in basketball, twice earning all-league accolades ... A scholar-athlete who was a three-time academic all-state selection, posting a 4.0 GPA.

- **Personal:** Elijah Jacob Kothe was born Oct. 16, 1998, in Las Vegas ... Son of Jacob and Wendy Kothe ... Picked the Aztecs over scholarship offers from Colorado, Fresno State, Navy, Air Force, UNLV, Hawai'i, Montana State, Northern Iowa, Cornell and Princeton, according to Rivals ... A business administration major.

Kothe's Career Statistics

Receiving

| Season | GP | GS | Rec. | Yds. | Avg. | Long | TD |
|---------------|-----------|-----------|-----------|------------|-------------|-----------|----------|
| 2018 | 12 | 2 | 7 | 78 | 11.1 | 24 | 0 |
| 2019 | 9 | 4 | 17 | 179 | 10.5 | 29 | 0 |
| 2020 | 7 | 3 | 7 | 111 | 15.9 | 33 | 1 |
| 2021 | 9 | 4 | 13 | 179 | 13.8 | 39 | 1 |
| Career | 37 | 13 | 44 | 547 | 12.4 | 39 | 2 |

Career Highs: Receptions: 4 vs. Fresno State (10/30/21), at New Mexico State (9/14/19); Receiving Yards: 105 vs. Fresno State (10/30/21); Receiving Touchdowns: 1 vs. Towson (9/25/21), at No. 14/16 Brigham Young (12/12/20); Long Reception: 39 vs. Fresno State (10/30/21); Tackles: 2 vs. No. 23/25 Arizona State (9/15/18).

2021 Highs: Receptions: 4 vs. Fresno State (10/30/21); Receiving Yards: 105 vs. Fresno State (10/30/21); Receiving Touchdowns: 1 vs. Towson (9/25/21); Long Reception: 39 vs. Fresno State (10/30/21).

Kothe's Career Game-by-Game

Receiving

| Date | Opponent | GP | GS | No. | Yds. | Avg. | Lg. | TD | TD Lengths |
|---------|---------------------------|----|----|--------------------------------|------|------|-----|----|------------|
| A.31.18 | at No. 13/13 Stanford | | | --- Did Not Play --- | | | | | |
| S.8.18 | Sacramento State | 1 | 0 | 0 | 0 | 0.0 | 0 | 0 | |
| S.15.18 | No. 23/25 Arizona State | 1 | 0 | 0 | 0 | 0.0 | 0 | 0 | |
| S.22.18 | Eastern Michigan | 1 | 0 | 2 | 16 | 8.0 | 9 | 0 | |
| O.6.18 | at rv/No. 24 Boise State* | 1 | 0 | 0 | 0 | 0.0 | 0 | 0 | |
| O.12.18 | Air Force* | 1 | 0 | 0 | 0 | 0.0 | 0 | 0 | |
| O.20.18 | San José State* | 1 | 0 | 0 | 0 | 0.0 | 0 | 0 | |
| O.27.18 | at Nevada* | 1 | 0 | 2 | 20 | 10.0 | 14 | 0 | |
| N.3.18 | at New Mexico* | 1 | 1 | 1 | 24 | 24.0 | 24 | 0 | |
| N.10.18 | UNLV* | 1 | 0 | 1 | 6 | 6.0 | 6 | 0 | |
| N.17.18 | at Fresno State* | 1 | 0 | 0 | 0 | 0.0 | 0 | 0 | |
| N.24.18 | Hawai'i* | 1 | 0 | 0 | 0 | 0.0 | 0 | 0 | |
| D.19.18 | vs. Ohio# | 1 | 1 | 1 | 12 | 12.0 | 12 | 0 | |
| A.31.19 | Weber State | 1 | 1 | 3 | 24 | 8.0 | 11 | 0 | |
| S.7.19 | at UCLA | 1 | 1 | 1 | 7 | 7.0 | 7 | 0 | |
| S.14.19 | at New Mexico State | 1 | 1 | 4 | 34 | 8.5 | 14 | 0 | |
| S.21.19 | Utah State* | 1 | 1 | 2 | 30 | 15.0 | 15 | 0 | |
| O.5.19 | at Colorado State* | | | --- Did Not Play - Injured --- | | | | | |
| O.12.19 | Wyoming* | | | --- Did Not Play - Injured --- | | | | | |
| O.19.19 | at San José State* | | | --- Did Not Play - Injured --- | | | | | |
| O.26.19 | at UNLV* | | | --- Did Not Play - Injured --- | | | | | |
| N.9.19 | Nevada* | 1 | 0 | 0 | 0 | 0.0 | 0 | 0 | |
| N.15.19 | Fresno State* | 1 | 0 | 3 | 45 | 15.0 | 29 | 0 | |
| N.23.19 | at Hawai'i* | 1 | 0 | 2 | 19 | 9.5 | 12 | 0 | |
| N.30.19 | Brigham Young | 1 | 0 | 0 | 0 | 0.0 | 0 | 0 | |
| D.21.19 | vs. Central Michigan~ | 1 | 0 | 2 | 20 | 10.0 | 13 | 0 | |
| O.24.20 | UNLV* | 1 | 0 | 1 | 33 | 33.0 | 33 | 0 | |
| O.31.20 | at Utah State* | 1 | 0 | 0 | 0 | 0.0 | 0 | 0 | |
| N.6.20 | San José State* | 1 | 0 | 0 | 0 | 0.0 | 0 | 0 | |
| N.14.20 | Hawai'i* | 1 | 1 | 1 | 8 | 8.0 | 8 | 0 | |
| N.21.20 | at Nevada* | 1 | 1 | 2 | 39 | 19.5 | 20 | 0 | |
| N.28.20 | at Colorado | 1 | 0 | 1 | 3 | 3.0 | 3 | 0 | |
| D.5.20 | Colorado State* | | | --- Did Not Play - Injured --- | | | | | |

| Date | Opponent | GP | GS | No. | Yds. | Avg. | Lg. | TD | TD Lengths |
|---------|----------------------------|----|----|-----|------|------|-----|----|------------|
| D.12.20 | at No. 14/16 Brigham Young | 1 | 1 | 2 | 28 | 14.0 | 15 | 1 | 15 |
| S.4.21 | New Mexico State | 1 | 0 | 0 | 0 | 0.0 | 0 | 0 | |
| S.11.21 | at Arizona | 1 | 0 | 0 | 0 | 0.0 | 0 | 0 | |
| S.18.21 | Utah | 1 | 1 | 1 | 4 | 4.0 | 4 | 0 | |
| S.25.21 | Towson | 1 | 0 | 1 | 16 | 16.0 | 16 | 1 | 16 |
| O.9.21 | New Mexico* | 1 | 0 | 1 | 7 | 7.0 | 7 | 0 | |
| O.15.21 | at San José State* | 1 | 0 | 1 | 6 | 6.0 | 6 | 0 | |
| O.23.21 | at Air Force* | 1 | 1 | 3 | 25 | 8.3 | 13 | 0 | |
| O.30.21 | Fresno State* | 1 | 1 | 4 | 105 | 26.3 | 39 | 0 | |
| N.6.21 | at Hawai'i* | 1 | 1 | 2 | 16 | 8.0 | 10 | 0 | |

*Bold indicates season high. * - Mountain West game. # - 2018 DXL Frisco Bowl (Toyota Stadium; Frisco, Texas). ~ - 2019 New Mexico Bowl (Dreamstyle Stadium; Albuquerque, N.M.).*

#43 SEYDDRICK LAKALAKA (said-rick lock-ah-lock-ah)
Linebacker • Senior • 6-1 • 235 • Kalihi, Hawaii • Punahou HS

- **At San Diego State:** Stout linebacker, who continues to improve ... Figures to be in the mix in a deep linebacker group this year ... Enters the weekend as the starting "Mike" linebacker.
- **2021 (Senior):** Has played in nine games on the season, starting five times ... Has 30 tackles (16 solo), including 1.5 tackles for loss ... **vs. New Mexico State (Sept. 4)** ... Came off the bench to play 54 of 85 snaps in the opener with New Mexico State on Sept. 4, making four tackles (two solo) ... **at Arizona (Sept. 11)** ... Registered three tackles (two solo) at Arizona on Sept. 11, including a 3-yard tackle for loss, in 39 snaps in reserve role ... **vs. Utah (Sept. 18)** ... Had six tackles (two solo) in his first start of the season against Utah on Sept. 18, including 0.5 tackles for loss, in 65 snaps ... **vs. Towson (Sept. 25)** ... Came up with a solo stop in a start vs. Towson on Sept. 25 in 36 snaps ... **vs. New Mexico (Oct. 9)** ... Had three assisted tackles in a third straight start against New Mexico on Oct. 9 in 40 snaps ... **at San José State (Oct. 15)** ... Recorded three tackles (one solo) in a start at San José State on Oct. 15, playing 46 of the 81 defensive snaps ... **at Air Force (Oct. 23)** ... Started for the fifth straight game at Air Force on Oct. 23, recording three tackles (two solo) while playing 48 of the 65 snaps ... **vs. Fresno State (Oct. 30)** ... Came off the bench to play 32 snaps against Fresno State on Oct. 30, logging three solo tackles ... **at Hawai'i (Nov. 6)** ... Logged four tackles (three solo) in 33 defensive snaps off the bench at Hawai'i on Nov. 6.
- **2020 (Junior):** Started six of the seven games he played in on the season, missing the Colorado game with an injury and coming off the bench at No. 14/16 Brigham Young ... Had 28 tackles (16 solo), including six tackles for loss (for 24 yards), a forced fumble, an interception, a pass breakup and a quarterback hurry ... Earned his first career start in the opener against UNLV on Oct. 24, logging career highs of five tackles and three tackles for loss (for six yards) ... Entered the start with 10 career tackles and 0.5 tackles for loss in 22 games played ... Had a big game in another start at Utah State on Oct. 31, making three tackles (two solo) with an interception returned for eight yards and a pass breakup ... Both the interception and PBU were the first of his career ... Came up with four tackles (two solo) in a third straight start vs. San José State on Nov. 6 ... Had a monster game against Hawai'i on Nov. 14, recording a career-high seven tackles (four solo), including 2.5 tackles for loss, a forced fumble and a quarterback hurry ... Led the team (tied) in tackles for the first time of his career ... The forced fumble was the first of his career ... Registered three tackles (two solo) in a start at Nevada on Nov. 21 ... Did not travel to Colorado on Nov. 28 because of an injury suffered during practice ... Returned to start against Colorado State on Dec. 5, where he made three tackles (one solo) with 0.5 tackles for loss ... Came off the bench for the first time of the season at No. 14/16 Brigham Young, making three tackles (two solo).
- **2019 (Sophomore):** Played in the team's 13 games on the season, mostly on special teams ... Had seven tackles (five solo), including 0.5 sacks (and 0.5 tackles for loss) ... Logged special teams snaps in the opener vs. Weber State, but did not find the stat sheet ... Also saw statless special teams action at UCLA, at New Mexico State and against Utah State ... Played his first three defensive snaps of the season on the defense at Colorado State, where he made an assisted tackle ... Also played two statless snaps and saw time on special teams once again vs. Wyoming ... Logged special teams snaps at San José State, at UNLV and vs. Nevada ... Got on the field for 15 defensive snaps and played special teams against Fresno State, where he made a career-high three tackles (all solo) ... Had a pair of solo tackles in 26 snaps at Hawai'i ... Played 26 snaps against Brigham Young, but did not record a stat ... Had a tackle, which went down as a 1/2 sack (and 1/2 TFL), in just eight snaps vs. Central Michigan in the New Mexico Bowl ... The 1/2 sack and 1/2 TFL were each the first of his career.

- **2018 (Freshman):** Played in nine of the team's 13 games, mainly on special teams ... Had three special teams tackles, including two solo stops ... Did not play the team's first two games ... Made his collegiate debut vs. No. 23/25 Arizona State and made one special teams tackle ... Played statless time on special teams vs. Eastern Michigan ... Logged his lone four snaps of the season at rv/No. 25 Boise State, making an assisted tackle ... Did not find the stat sheet on special teams vs. Air Force ... Did not play in consecutive games vs. San José State and at Nevada ... Played the next three games at New Mexico, vs. UNLV and at Fresno State ... Had a solo special teams stop vs. Hawai'i ... Played on special teams vs. Ohio in the DXL Frisco Bowl.
- **2017 (Redshirt):** Redshirted the 2017 campaign.
- **High School:** Three-year letter winner at Punahou High School in Honolulu ... Was second-team all-league as a senior and a honorable mention pick as a junior ... A two-star recruit by both Rivals and Scout ... Also played basketball at Punahou High School and was on the track & field team.
- **Personal:** Seyddrick Loko Manupuna Lakalaka was born Feb. 4, 1999, in Honolulu, Hawaii ... Son of Serena Lakalaka ... Older brother, Ronley, played linebacker at San Diego State from 2015-18, while oldest brother, Steven, played running back at Hawai'i from 2013-16 ... Is majoring in kinesiology with an emphasis as a fitness specialist.

Lakalaka's Career Statistics

| Season | GP | GS | UA | A | TT | TFL | Sk | Int. | PBU | FF | FR |
|---------------|-----------|-----------|-----------|-----------|-----------|------------|------------|----------|----------|----------|----------|
| 2018 | 9 | 0 | 2 | 1 | 3 | 0.0 | 0.0 | 0 | 0 | 0 | 0 |
| 2019 | 13 | 0 | 5 | 2 | 7 | 0.5 | 0.5 | 0 | 0 | 0 | 0 |
| 2020 | 7 | 6 | 16 | 12 | 28 | 6.0 | 0.0 | 1 | 1 | 1 | 0 |
| 2021 | 9 | 5 | 16 | 14 | 30 | 1.5 | 0.0 | 0 | 0 | 0 | 0 |
| Career | 38 | 11 | 39 | 29 | 68 | 8.0 | 0.5 | 1 | 1 | 1 | 0 |

Career Highs: Tackles: 7 vs. Hawai'i (11/14/20); Tackles for Loss: 3.0 vs. UNLV (10/24/20); Sacks: 0.5 vs. Central Michigan (12/21/19); Interceptions: 1 at Utah State (10/31/20); Pass Breakups: 1 at Utah State (10/31/20); Forced Fumbles: 1 vs. Hawai'i (11/14/20).

2021 Highs: Tackles: 6 vs. Utah (9/18/21); Tackles For Loss: 1.0 at Arizona (9/11/21).

Lakalaka's Career Game-by-Game

| Date | Opponent | GP | GS | UA | A | TT | TFL | Sk. | Int. | PBU | FF | FR |
|---------|---------------------------|----|----|----|---|----|-----|-----|------|-----|----|----|
| A.31.18 | at No. 13/13 Stanford | | | | | | | | | | | |
| S.8.18 | Sacramento State | | | | | | | | | | | |
| S.15.18 | No. 23/25 Arizona State | 1 | 0 | 1 | 0 | 1 | 0.0 | 0.0 | 0 | 0 | 0 | 0 |
| S.22.18 | Eastern Michigan | 1 | 0 | 0 | 0 | 0 | 0.0 | 0.0 | 0 | 0 | 0 | 0 |
| O.6.18 | at rv/No. 24 Boise State* | 1 | 0 | 0 | 1 | 1 | 0.0 | 0.0 | 0 | 0 | 0 | 0 |
| O.12.18 | Air Force* | 1 | 0 | 0 | 0 | 0 | 0.0 | 0.0 | 0 | 0 | 0 | 0 |
| O.20.18 | San José State* | | | | | | | | | | | |
| O.27.18 | at Nevada* | | | | | | | | | | | |
| N.3.18 | at New Mexico* | 1 | 0 | 0 | 0 | 0 | 0.0 | 0.0 | 0 | 0 | 0 | 0 |
| N.10.18 | UNLV* | 1 | 0 | 0 | 0 | 0 | 0.0 | 0.0 | 0 | 0 | 0 | 0 |
| N.17.18 | at Fresno State* | 1 | 0 | 0 | 0 | 0 | 0.0 | 0.0 | 0 | 0 | 0 | 0 |
| N.24.18 | Hawai'i* | 1 | 0 | 1 | 0 | 1 | 0.0 | 0.0 | 0 | 0 | 0 | 0 |
| D.19.18 | vs. Ohio# | 1 | 0 | 0 | 0 | 0 | 0.0 | 0.0 | 0 | 0 | 0 | 0 |
| A.31.19 | Weber State | 1 | 0 | 0 | 0 | 0 | 0.0 | 0.0 | 0 | 0 | 0 | 0 |
| S.7.19 | at UCLA | 1 | 0 | 0 | 0 | 0 | 0.0 | 0.0 | 0 | 0 | 0 | 0 |
| S.14.19 | at New Mexico State | 1 | 0 | 0 | 0 | 0 | 0.0 | 0.0 | 0 | 0 | 0 | 0 |
| S.21.19 | Utah State* | 1 | 0 | 0 | 0 | 0 | 0.0 | 0.0 | 0 | 0 | 0 | 0 |
| O.5.19 | at Colorado State* | 1 | 0 | 0 | 1 | 1 | 0.0 | 0.0 | 0 | 0 | 0 | 0 |
| O.12.19 | Wyoming* | 1 | 0 | 0 | 0 | 0 | 0.0 | 0.0 | 0 | 0 | 0 | 0 |
| O.19.19 | at San José State* | 1 | 0 | 0 | 0 | 0 | 0.0 | 0.0 | 0 | 0 | 0 | 0 |
| O.26.19 | at UNLV* | 1 | 0 | 0 | 0 | 0 | 0.0 | 0.0 | 0 | 0 | 0 | 0 |
| N.9.19 | Nevada* | 1 | 0 | 0 | 0 | 0 | 0.0 | 0.0 | 0 | 0 | 0 | 0 |
| N.15.19 | Fresno State* | 1 | 0 | 3 | 0 | 3 | 0.0 | 0.0 | 0 | 0 | 0 | 0 |
| N.23.19 | at Hawai'i* | 1 | 0 | 2 | 0 | 2 | 0.0 | 0.0 | 0 | 0 | 0 | 0 |
| N.30.19 | Brigham Young* | 1 | 0 | 0 | 0 | 0 | 0.0 | 0.0 | 0 | 0 | 0 | 0 |
| D.21.19 | vs. Central Michigan^ | 1 | 0 | 0 | 1 | 1 | 0.5 | 0.5 | 0 | 0 | 0 | 0 |
| O.24.20 | UNLV* | 1 | 1 | 3 | 2 | 5 | 3.0 | 0.0 | 0 | 0 | 0 | 0 |
| O.31.20 | at Utah State* | 1 | 1 | 2 | 1 | 3 | 0.0 | 0.0 | 1 | 1 | 0 | 0 |
| N.6.20 | San José State* | 1 | 1 | 2 | 2 | 4 | 0.0 | 0.0 | 0 | 0 | 0 | 0 |
| N.14.20 | Hawai'i* | 1 | 1 | 4 | 3 | 7 | 2.5 | 0.0 | 0 | 0 | 1 | 0 |
| N.21.20 | at Nevada* | 1 | 1 | 2 | 1 | 3 | 0.0 | 0.0 | 0 | 0 | 0 | 0 |
| N.28.20 | at Colorado | | | | | | | | | | | |

| Date | Opponent | GP | GS | UA | A | TT | TFL | Sk. | Int. | PBU | FF | FR |
|---------|----------------------------|----|----|----|---|----|-----|-----|------|-----|----|----|
| D.5.20 | Colorado State* | 1 | 1 | 1 | 2 | 3 | 0.5 | 0.0 | 0 | 0 | 0 | 0 |
| D.12.20 | at No. 14/16 Brigham Young | 1 | 0 | 2 | 1 | 3 | 0.0 | 0.0 | 0 | 0 | 0 | 0 |
| S.4.21 | New Mexico State | 1 | 0 | 2 | 2 | 4 | 0.0 | 0.0 | 0 | 0 | 0 | 0 |
| S.11.21 | at Arizona | 1 | 0 | 2 | 1 | 3 | 1.0 | 0.0 | 0 | 0 | 0 | 0 |
| S.18.21 | Utah | 1 | 1 | 2 | 4 | 6 | 0.5 | 0.0 | 0 | 0 | 0 | 0 |
| S.25.21 | Towson | 1 | 1 | 1 | 0 | 1 | 0.0 | 0.0 | 0 | 0 | 0 | 0 |
| O.9.21 | New Mexico* | 1 | 1 | 0 | 3 | 3 | 0.0 | 0.0 | 0 | 0 | 0 | 0 |
| O.15.21 | at San José State* | 1 | 1 | 1 | 2 | 3 | 0.0 | 0.0 | 0 | 0 | 0 | 0 |
| O.23.21 | at Air Force* | 1 | 1 | 2 | 1 | 3 | 0.0 | 0.0 | 0 | 0 | 0 | 0 |
| O.30.21 | Fresno State* | 1 | 0 | 3 | 0 | 3 | 0.0 | 0.0 | 0 | 0 | 0 | 0 |
| N.6.21 | at Hawai'i* | 1 | 0 | 3 | 1 | 4 | 0.0 | 0.0 | 0 | 0 | 0 | 0 |

*Bold indicates season high. * - Mountain West game. # - 2018 DXL Frisco Bowl (Toyota Stadium; Frisco, Texas). ~ - 2019 New Mexico Bowl (Dreamstyle Stadium; Albuquerque, N.M.).*

#52 JALIL LECKY

(jah-leel)

Defensive End • ^Senior • 6-5 • 235 • Antioch, Calif. • College of San Mateo

- **At San Diego State:** Tall athlete who moved around from defensive line and linebacker in his first season in 2018 ... Saw some playing time on the line in 2019, mostly earlier in the season ... Continues to get bigger in the weight room ... Enters his second senior season second on the depth chart behind Keshawn Banks at one of the defensive line spots.
- **2021 (^Senior):** Has played in the team's nine games off the bench ... Has seven tackles (five solo), including 0.5 sacks (and TFL), and three quarterback hurries ... **vs. New Mexico State (Sept. 4)** ... Made the most of his 18 snaps off the bench against New Mexico State in the opener, on Sept. 4 recording a solo tackle and two quarterback hurries ... The two hurries were tied for the most on the team ... **at Arizona (Sept. 11)** ... Played 13 snaps without recording a stat off the bench at Arizona on Sept. 11 ... **vs. Utah (Sept. 18)** ... Came up with a solo tackle in 13 snaps vs. Utah on Sept. 18 ... **vs. Towson (Sept. 25)** ... Did not record a stat in eight snaps vs. Towson on Sept. 25 ... **vs. New Mexico (Oct. 9)** ... Had two assisted tackles and 0.5 tackles for loss in eight snaps late vs. New Mexico on Oct. 9 ... **at San José State (Oct. 15)** ... Did not record a stat in seven snaps at San José State on Oct. 15 ... **at Air Force (Oct. 23)** ... Played 12 statless snaps off the bench at Air Force on Oct. 23 ... **vs. Fresno State (Oct. 30)** ... Registered two solo stops in 11 snaps vs. Fresno State on Oct. 30 ... **at Hawai'i (Nov. 6)** ... Had one solo tackle and a quarterback hurry in 25 defensive snaps at Hawai'i on Nov. 6.
- **2020 (Senior):** Played in eight games off the bench, logging six tackles (four solo), including 2.5 tackles for loss and 1.5 sacks, and a pair of quarterback hurries ... Picked up a quarterback hurry off the bench with UNLV on Oct. 24 ... Played late statless snaps at Utah State on Oct. 31 ... Registered a solo tackle, which went down as a 2-yard tackle for loss, and a quarterback hurry in a reserve role vs. San José State on Nov. 6 ... Came off the bench for four tackles (two solo) against Hawai'i on Nov. 14, including 1.5 sacks (and TFL) for 10 yards ... Set career highs in all three categories (tackles, sacks and TFL) ... Had a solo stop at Nevada on Nov. 21 ... Did not record a stat in playing time off the bench at Colorado on Nov. 28, against Colorado State on Dec. 5 and at No. 14/16 Brigham Young on Dec. 12.
- **2019 (Junior):** Played in seven games on the season off the bench, making five tackles (three solo), including a sack (and tackle for loss) and quarterback hurry ... Logged his first career five snaps in the opener vs. Weber State, making one solo stop ... Played 14 statless snaps at UCLA ... Chipped in with an assisted tackle in seven snaps at New Mexico State ... Had one tackle in four snaps vs. Utah State ... Made the most of his three snaps at Colorado State, recording a solo sack (and tackle for loss) ... The sack and TFL were each the first of his career ... Did not play for the first time of the season vs. Wyoming ... Also did not play at San José State, at UNLV, against Nevada, vs. Fresno State and at Hawai'i ... Played five snaps against Brigham Young, but did not record a stat ... Logged nine snaps late vs. Central Michigan in the New Mexico Bowl, recording an assisted tackle and a quarterback hurry.
- **2018 (Redshirt):** Redshirted the 2018 campaign.
- **At College of San Mateo (2016-17):** Played two years at College of San Mateo ... Led the Bulldogs to an 18-5 (.783) record over the two seasons, including an 11-2 mark in 2017 and spot in the California JuCo championship game ... Team was the Bay 6 league champs and captured the NorCal title ... In 2017, had 21 tackles (11 solo), three sacks, six tackles for loss, a forced fumble and a pass breakup.
- **High School:** Earned two letters at Heritage High School in Brentwood, Calif. ... Also played basketball for the Patriots.
- **Personal:** Jalil Lecky was born July 25, 1997, in Walnut Creek, Calif. ... Son of Kehkia Okaka

... According to 247sports, also received offers from Arizona State, Arkansas State and Hawai'i ... Is majoring in interdisciplinary studies.

Leky's Career Statistics

| Season | GP | GS | UA | A | TT | TFL | Sk | Int. | PBU | FF | FR |
|---------------|-----------|----------|-----------|----------|-----------|------------|------------|----------|----------|----------|----------|
| 2019 | 7 | 0 | 3 | 2 | 5 | 1.0 | 1.0 | 0 | 0 | 0 | 0 |
| 2020 | 8 | 0 | 4 | 2 | 6 | 2.5 | 1.5 | 0 | 0 | 0 | 0 |
| 2021 | 9 | 0 | 5 | 2 | 7 | 0.5 | 0.0 | 0 | 0 | 0 | 0 |
| Career | 24 | 0 | 12 | 6 | 18 | 4.0 | 2.5 | 0 | 0 | 0 | 0 |

Career Highs: Tackles: 4 vs. Hawai'i (11/14/20); Tackles For Loss: 1.5 vs. Hawai'i (11/14/20); Sacks: 1.5 vs. Hawai'i (11/14/20).

2021 Highs: Tackles: 2 vs. Fresno State (10/30/21), vs. New Mexico (10/9/21); Tackles For Loss: 0.5 vs. New Mexico (10/9/21).

Leky's Career Game-by-Game (Stats Only)

| Date | Opponent | GP | GS | UA | A | TT | TFL | Sk. | Int. | PBU | FF | FR |
|---------|-----------------------|----|----|----|---|----|-----|-----|------|-----|----|----|
| A.31.19 | Weber State | 1 | 0 | 1 | 0 | 1 | 0.0 | 0.0 | 0 | 0 | 0 | 0 |
| S.14.19 | at New Mexico State | 1 | 0 | 0 | 1 | 1 | 0.0 | 0.0 | 0 | 0 | 0 | 0 |
| S.21.19 | Utah State* | 1 | 0 | 1 | 0 | 1 | 0.0 | 0.0 | 0 | 0 | 0 | 0 |
| O.5.19 | at Colorado State* | 1 | 0 | 1 | 0 | 1 | 1.0 | 1.0 | 0 | 0 | 0 | 0 |
| D.21.19 | vs. Central Michigan~ | 1 | 0 | 0 | 1 | 1 | 0.0 | 0.0 | 0 | 0 | 0 | 0 |
| N.6.20 | San José State* | 1 | 0 | 1 | 0 | 1 | 1.0 | 0.0 | 0 | 0 | 0 | 0 |
| N.14.20 | Hawai'i* | 1 | 0 | 2 | 2 | 4 | 1.5 | 1.5 | 0 | 0 | 0 | 0 |
| N.21.20 | at Nevada* | 1 | 0 | 1 | 0 | 1 | 0.0 | 0.0 | 0 | 0 | 0 | 0 |
| S.4.21 | New Mexico State | 1 | 0 | 1 | 0 | 1 | 0.0 | 0.0 | 0 | 0 | 0 | 0 |
| S.18.21 | Utah | 1 | 0 | 1 | 0 | 1 | 0.0 | 0.0 | 0 | 0 | 0 | 0 |
| O.9.21 | New Mexico* | 1 | 0 | 0 | 2 | 2 | 0.5 | 0.0 | 0 | 0 | 0 | 0 |
| O.30.21 | Fresno State* | 1 | 0 | 2 | 0 | 2 | 0.0 | 0.0 | 0 | 0 | 0 | 0 |
| N.6.21 | at Hawai'i* | 1 | 0 | 1 | 0 | 1 | 0.0 | 0.0 | 0 | 0 | 0 | 0 |

*Bold indicates season high. * - Mountain West game. ~ - 2019 New Mexico Bowl (Dreamstyle Stadium; Albuquerque, N.M.).*

#55 SEFO MAILANGI (seh-FOH my-LONG-ee)

Def. End • ^Senior • 6-4 • 240 • Huntington Beach, CA • Saddleback College

- **At San Diego State:** Versatile athlete, who can play either side of the ball ... Joined the Aztecs during the 2019 fall camp as a tight end, but moved to defensive end very late in the season ... Athletic defender with raw talent ... Enters the weekend third on the depth chart but will see time ... Also plays on multiple special teams units.
- **2021 (^Senior):** Has played in all nine games on the season in a reserve role ... Has eight tackles (six solo), including 4.5 tackles for loss and 1.5 sacks, while adding three quarterback hurries ... **vs. New Mexico State (Sept. 4)** ... Came of the bench in the opener against New Mexico State on Sept. 4, recording a 11-yard sack (and TFL) and two quarterback hurries in just 15 snaps ... **at Arizona (Sept. 11)** ... Did not record a stat in nine snaps at Arizona on Sept. 11 ... **vs. Utah (Sept. 18)** ... Returned a pooched kickoff nine yards for his only stat against Utah on Sept. 18 ... Ended up playing 13 snaps ... **vs. Towson (Sept. 25)** ... Had three tackles (two solo), including a 3-yard tackle for loss, in 11 snaps against Towson on Sept. 25 ... **vs. New Mexico (Oct. 9)** ... Registered three tackles (two solo) with 1.5 tackles for loss and 0.5 sacks in 14 snaps against New Mexico on Oct. 9 ... **at San José State (Oct. 15)** ... Came up with one solo tackle, which went down as a 6-yard tackle for loss, in just seven snaps at San José State on Oct. 15 ... **at Air Force (Oct. 23)** ... Played two defensive snaps without recording a stat at Air Force on Oct. 23 ... **vs. Fresno State (Oct. 30)** ... Had a quarterback hurry in 13 snaps vs. Fresno State on Oct. 30 ... **at Hawai'i (Nov. 6)** ... Played 11 statless snaps at Hawai'i on Nov. 6.
- **2020 (Senior):** Played in six games on the season, recording one tackle ... Played on defense on special teams in the opener vs. UNLV on Oct. 24 without recording a stat ... Made a solo tackle late on the defensive line at Utah State on Oct. 31 ... Played statless time on special teams vs. San José State on Nov. 6 and a few on defense against Hawai'i on Nov. 14 ... Did not play at Nevada on Nov. 21 ... Played on special teams at Colorado on Nov. 28 ... Played on special teams and late on the line vs. Colorado State on Dec. 5 ... Did not play at No. 14/16 Brigham Young.
- **2019 (Junior):** Played in the team's final 10 games on the season, almost all on special teams ... Finished with two tackles ... Did not play in the first three games of the season ... Made his Division I debut against Utah State on Sept. 21, making a solo tackle on special teams

... Other tackle came at UNLV on Oct. 26 ... Also played at Colorado State, vs. Wyoming, at San José State, vs. Nevada, vs. Fresno State, at Hawai'i, vs. Brigham Young and against Central Michigan in the New Mexico Bowl.

- **At Saddleback College (2017-18):** Played two years at Saddleback College ... Totaled 39 tackles, 8.5 tackles for loss, 3.5 sacks, two pass breakups and an interception ... Registered 22 tackles in 2018 with four tackles for loss, a sack and two pass breakups ... Also had a 17-yard reception and three 2-point conversions ... In 2017 contributed 17 tackles, 4.5 tackles for loss, 2.5 sacks and an interception ... Played alongside current Aztec tight end Connor McBride in 2017 ... Was a two-star recruit by Rivals coming out of Saddleback College.
- **High School:** Played football and basketball at Edison High School ... Was all-league as a senior.
- **Personal:** Sosefo Mailangi was born June 7, 1998, in San Diego ... Son of Jolinda Mailangi ... Played four years of rugby for the USA Rugby team, represented the Boys High School All-American under-17 squad in France for a 2015 match ... Is majoring in social science.

Mailangi's Career Statistics

| Season | GP | GS | UA | A | TT | TFL | Sk | Int. | PBU | FF | FR |
|---------------|-----------|----------|----------|----------|-----------|------------|------------|----------|----------|----------|----------|
| 2019 | 10 | 0 | 2 | 0 | 2 | 0.0 | 0.0 | 0 | 0 | 0 | 0 |
| 2020 | 6 | 0 | 1 | 0 | 1 | 0.0 | 0.0 | 0 | 0 | 0 | 0 |
| 2021 | 9 | 0 | 6 | 2 | 8 | 4.5 | 1.5 | 0 | 0 | 0 | 0 |
| Career | 25 | 0 | 9 | 2 | 11 | 4.5 | 1.5 | 0 | 0 | 0 | 0 |

Career/2021 Highs: Tackles: 3 vs. New Mexico (10/9/21), vs. Towson (9/25/21); Tackles For Loss: 1.5 vs. New Mexico (10/9/21); Sacks: 1.0 vs. New Mexico State (9/4/21); Kick Returns: 1 vs. Utah (9/18/21); Kick Return Yards: 9 vs. Utah (9/18/21); Long Kick Return: 9 vs. Utah (9/18/21).

Mailangi's Career Game-by-Games (Defensive Stats Only)

| Date | Opponent | GP | GS | UA | A | TT | TFL | Sk. | Int. | PBU | FF | FR |
|---------|--------------------|----|----|----|---|----|-----|-----|------|-----|----|----|
| S.21.19 | Utah State* | 1 | 0 | 1 | 0 | 1 | 0.0 | 0.0 | 0 | 0 | 0 | 0 |
| O.26.19 | at UNLV* | 1 | 0 | 1 | 0 | 1 | 0.0 | 0.0 | 0 | 0 | 0 | 0 |
| O.31.20 | at Utah State* | 1 | 0 | 1 | 0 | 1 | 0.0 | 0.0 | 0 | 0 | 0 | 0 |
| S.4.21 | New Mexico State | 1 | 0 | 1 | 0 | 1 | 1.0 | 1.0 | 0 | 0 | 0 | 0 |
| S.25.21 | Towson | 1 | 0 | 2 | 1 | 3 | 1.0 | 0.0 | 0 | 0 | 0 | 0 |
| O.9.21 | New Mexico* | 1 | 0 | 2 | 1 | 3 | 1.5 | 0.5 | 0 | 0 | 0 | 0 |
| O.15.21 | at San José State* | 1 | 0 | 1 | 0 | 1 | 1.0 | 0.0 | 0 | 0 | 0 | 0 |

*Bold indicates season high. * - Mountain West game.*

#64 CHRIS MARTINEZ

Left Guard • Senior • 6-4 • 310 • Turlock, Calif. • Pitman HS

- **At San Diego State:** Athletic lineman who has played only 14 games in his career, but has started 12 of them ... Entered the 2020 campaign second on the depth chart at right guard behind 2019 all-MW pick William Dunkle, but started four times ... Enters the Nevada game as the projected starting left guard.
- **2021 (Senior):** Has started the team's nine games at left guard ... Has played 594 of the team's 609 offensive snaps ... According to Pro Football Focus, has allowed just six pressures (one sack) in 228 passing opportunities on the season ... Started the opener against New Mexico State on Sept. 4 at left guard and played all 63 snaps ... Played all 73 snaps in a start at Arizona on Sept. 11, going 18 passing plays without allowing a quarterback pressure ... Played all 67 snaps in another start vs. Utah on Sept. 18 as part of an offensive line that was named the offensive players of the week ... Logged 66 snaps in a start vs. Towson on Sept. 25 without allowing a quarterback pressure ... Played in 66 of the team's 71 snaps in a start against New Mexico on Oct. 9 ... Started and played all 69 snaps at San Jose State on Oct. 15 ... Started and played all 53 offensive snaps at Air Force on Oct. 23 ... Played all 75 snaps vs. Fresno State on Oct. 30 ... Played all 62 offensive snaps at Hawai'i on Nov. 6 and didn't allow a quarterback pressure in 20 chances.
- **2020 (Junior):** Played the first six games of his career with his first career four starts ... Part of a team that was named to the Joe Moore Midseason Honor Roll for the best offensive line (one of only two Mountain West teams (also Air Force)) ... Did not have a penalty in over 200 snaps on the season ... Did not play in the opener against UNLV of Oct. 24 ... Played his first career snaps late at Utah State on Oct. 31 ... Did not play vs. San José State on Nov. 6 ... Started for the first time of his career against Hawai'i on Nov. 14 at right guard ... Started again the following game at Nevada on Nov. 21, at Colorado on Nov. 28 and vs. Colorado State on Dec. 5 ... Played off the bench at No. 14/16 Brigham Young.

- **2019 (Sophomore):** Did not play during the 2019 campaign ... Was on the travel squad for the opener with Weber State, but did not travel the rest of the year.
- **2018 (Freshman):** Did not play in a game during the season, but was on the travel squad for road contests against rv/No. 24 Boise State, Nevada and Fresno State.
- **2017 (Redshirt):** Redshirted his first season at San Diego State.
- **High School:** Earned three varsity letters at Pitman High School in Turlock, Calif. ... Twice garnered first-team all-Central California Conference accolades ... Helped the Pride reach the CIF Sac-Joaquin Section playoffs all three seasons ... Was rated a three-star recruit by 247sports and Scout, and a two-star recruit by Rivals ... Received a grade of 86 by 247sports ... Ranked ninth among offensive guard prospects in the state of California and 18th in the West, according to Scout.
- **Personal:** Christopher John Martinez was born Jan. 18, 1999, in San Jose, Calif. ... Son of Bernice Martinez ... Chose San Diego State over Colorado, Arizona, Nevada, San José State and Fresno State ... Is majoring in interdisciplinary studies.

Martinez' Career Statistics

| Season | GP | GS |
|---------------|-----------|-----------|
| 2020 | 6 | 4 |
| 2021 | 9 | 9 |
| Career | 15 | 13 |

Martinez' Career Game-by-Game

| Date | Opponent | GP | GS/POS |
|---------|-----------------------------|-----|------------------|
| 0.24.20 | UNLV* | --- | Did Not Play --- |
| 0.31.20 | at Utah State* | 1 | |
| N.6.20 | San José State* | --- | Did Not Play --- |
| N.14.20 | Hawai'i* | 1 | RG |
| N.21.20 | at Nevada* | 1 | RG |
| N.28.20 | at Colorado | 1 | RG |
| D.5.20 | Colorado State* | 1 | RG |
| D.12.20 | at No. 14/16 Brigham Young* | 1 | |
| S.4.21 | New Mexico State | 1 | LG |
| S.11.21 | at Arizona | 1 | LG |
| S.18.21 | Utah | 1 | LG |
| S.25.21 | Towson | 1 | LG |
| O.9.21 | New Mexico* | 1 | LG |
| O.15.21 | at San José State* | 1 | LG |
| O.23.21 | at Air Force* | 1 | LG |
| O.30.21 | Fresno State* | 1 | LG |
| N.7.21 | at Hawai'i* | 1 | LG |

* - Mountain West game.

#45 JESSE MATTHEWS

Wide Receiver • Junior • 6-0 • 190 • San Diego, Calif. • Christian HS

- **At San Diego State:** Former walk-on, who earned a scholarship just before the team's New Mexico Bowl appearance in 2019 ... Solid route-runner, who burst onto the scene after a fantastic 2019 spring campaign ... Has arguably the best vertical jump of the Aztec receivers ... Makes incredible catches look easy ... Entered the 2019 fall camp as the No. 4 'Z' receiver, but worked himself into a starting role by the opener ... Is the projected starting 'Z' receiver heading into the season ... Also can return punts ... Is one of 41 players in program history with at least three 100-yard receiving games.
- **2021 (Junior):** Has racked up numerous preseason accolades, including being named a second-team selection as a punt returner by Phil Steele Magazine, a third-team punt returner by Athlon Sports and wide receiver by Pro Football Focus, a fourth-team receiver by Phil Steele Magazine and a honorable-mention punt returner by Pro Football Focus ... College Football News deemed him as "SDSU's fourth-best offensive player" and the "Key San Diego State player to a successful season" ... Has started eight of the team's nine games this year but has played in all nine ... Has 17 catches for 151 yards (8.9 avg.) and two touchdowns, and three rushes for 5 yards (1.7 avg.) ... Also has thrown a 2-point conversion to quarterback Lucas Johnson ... **vs. New Mexico State (Sept. 4)** ... Started for the 11th straight game at wide receiver in the opener against New Mexico State on Sept. 4, making a 5-yard catch and recording a 6-yard rush across 34 snaps ... **at Arizona (Sept. 11)** ... Finished with a 5-yard grab in 31 snaps in a start at Arizona on Sept. 11, while rushing twice for a 1-yard loss ... **vs. Utah**

(Sept. 18) ... Had two catches for 11 yards (5.5 avg.) with a long of eight yards in a start vs. Utah on Sept. 18 ... Also threw the game-winning 2-point conversion to quarterback Lucas Johnson in the third overtime ... Played 41 snaps overall ... **vs. Towson (Sept. 25)** ... Made two catches for 13 yards (6.5 avg.) in 22 snaps in a start vs. Towson on Sept. 25 ... **vs. New Mexico (Oct. 9)** ... Had a 6-yard catch in 47 offensive snaps in a start against New Mexico on Oct. 9 ... **at San José State (Oct. 15)** ... Had a big game in other start at San José State on Oct. 14, making a season-high four catches for a season-high 54 yards (13.5 avg.) and two touchdowns in 56 snaps ... Caught a pair of touchdown passes in each overtime session, first from 14 yards out and then from 24 yards out ... It was his second career game with multiple touchdown passes (also vs. Central Michigan in the 2019 New Mexico Bowl) ... It was his first two touchdown catches this season and fourth and fifth of his career ... **Was named the team's offensive player of the game ... at Air Force (Oct. 23)** ... Came up with a team-high and game-high four catches for 18 yards (4.5 avg.) in 38 starts in a start at Air Force on Oct. 23 ... **vs. Fresno State (Oct. 30)** ... Made two catches for 39 yards (19.5 avg.) in a start vs. Fresno State, owning a season-long catch of 29 yards ... Played 63 snaps overall ... **at Hawai'i (Nov. 6)** ... Did not start at Hawai'i on Nov. 6, snapping a streak of 18 straight starts ... Also did not make a catch, snapping a streak of 12 consecutive games with at least one reception ... Played 17 snaps in the game.

- **2020 (Sophomore):** Was named a Burlsworth Trophy nominee for a second straight year, which goes out to the most outstanding collegiate football player who began his career as a walk-on and has shown outstanding performance on the field ... Was listed as the "seventh-rated player in the Mountain West" by Pro Football Focus ... Was called "SDSU's fourth-best offensive player" by College Football News ... Started the team's eight games on the season at wide receiver and three times as the punt returner ... Had 24 catches for 326 yards (13.6 avg.) with a touchdown and a long catch of 51 yards ... Led the team in catches (24), receiving yards (326) and long catch (51) ... Also returned 12 punts for 113 yards (9.4 avg.) with a long of 29 yards ... **Ranked second in the Mountain West and 14th in FBS in punt return average (9.42)** ... Earned the start against UNLV in the opener on Oct. 24 and made a 10-yard grab ... Also appeared to finish with a touchdown catch, but the play was overruled by video replay ... Started again at Utah State on Oct. 31, making three catches for 24 yards (8.0 avg.) with a long of 12 yards ... **Hauled in six passes for a career-high 139 yards against San José State on Nov. 6, making the Pro Football Focus National Team of the Week** ... Recorded his first 100-yard game of the season and third of his career (all over the last seven games) ... **Became the 41st player in program history with three career 100-yard games** ... Had a career-long 51-yard reception in the game ... Earned the start against Hawai'i at wide receiver on Nov. 14, but did not make a catch, snapping a streak of 16 straight games ... Returned his first five punts of the season for 60 yards (12.0 avg.) with a long of 29 yards ... **Set career highs in all three punt return categories - returns (5), yards (60) and long (29), while tying a career best in average (12.0)** ... Recorded five catches for 80 yards (16.0 avg.) with a long of 35 yards in a start at Nevada on Nov. 21 ... All three marks were team highs ... Also returned two punts for 15 yards (7.5 avg.) with a long of 10 yards ... Had two catches for 13 yards (6.5 avg.) in a start at Colorado on Nov. 28, while returning two punts for 18 yards (9.0 avg.) with a long of 17 yards ... Had a pair of catches for nine yards in a start vs. Colorado State on Dec. 5, including a 9-yard touchdown ... The touchdown was his first of the season and third of his career, and put SDSU on the scoreboard ... Had team highs of five receptions and 51 yards (10.2 avg.) in another start at No. 14/16 Brigham Young, while also returning a punt for 13 yards.
- **2019 (Freshman):** Won a pair of team awards, including the Byron H. Chase Memorial Trophy (offensive player of the year) and the Outstanding Freshman Award (with Cameron Thomas) ... **Became the first Aztec freshman to be named an offensive or defensive outstanding player since quarterback Ryan Lindley in 2008** ... Was named a Burlsworth Trophy nominee, which goes out to the most outstanding collegiate football player who began his career as a walk-on and has shown outstanding performance on the field ... Started 10 games and played in all 13 ... Had 48 catches for 633 yards (13.2 avg.) with two touchdowns and a long of 74 yards ... Also had 12 punt returns for 78 yards (6.5 avg.) with a long of 25 yards and a 7-yard rush ... **Had the fifth-most catches (48) in the country without a dropped pass (according to Pro Football Focus)** ... His 48 receptions and 633 receiving yards each ranked second on the team ... **Among freshmen in SDSU single-season history, Matthews ranked second in receptions (48) and third in receiving yards (633)** ... Started the opener vs. Weber State in his first collegiate game, making three catches for 25 yards (8.3 avg.) with a long of 11 yards over 40 snaps ... Had five catches for 59 yards (11.8 avg.) in a second straight start at UCLA, playing 62 snaps ... Had a long catch of 20 yards ... Had four of his five receptions for 41 yards in the first quarter and an 18-yard grab on a third-and-3 situation late in the fourth quarter, which led to a field goal that put the game away for SDSU ... Also started at punt returner for the first time of his career, but did not record a return ... Started again at New Mexico State, making

four catches for 31 yards (8.8 avg.) with a long of 10 yards ... The four receptions tied Elijah Kothe for the most on the team ... Came off the bench for the first time against Utah State, playing 45 snaps ... Made a highlight reel diving 20-yard catch on a second-and-26 situation ... Also had his first career rush for seven yards and his first career punt return (13 yards), starting there for the second time ... Had two catches for 16 yards (8.0 avg.) with a long of eight yards in 33 snaps in a reserve role at Colorado State ... Had career highs of six catches and 73 yards (12.2 avg.) in a start against Wyoming, playing 55 snaps ... In the second half alone, caught five passes for 65 yards ... His biggest catch was a career-long 25-yard grab on a fourth-and-3 situation late in the fourth quarter ... It extended the drive and led to a 10-yard Juwan Washington touchdown run, which put the Aztecs on top for good ... Had three catches for 22 yards (7.3 avg.) in 57 offensive snaps at San José State, while also handling a punt return for zero yards ... Made two catches for 15 yards (7.5 avg.) in a start at UNLV, logging 34 snaps on the offensive side of the ball ... Also excelled as a punt returner, returning four for 48 yards (12.0 avg.) with a long of 25 yards ... Ended up setting career highs in punt returns (4), punt return yards (48), punt return average (12.0) and long punt return (25) ... Caught three passes for 32 yards (10.7 avg.) with a long of 18 yards in a start and 60 snaps vs. Nevada ... Also returned three punts for 17 yards (5.7 avg.) with a long return of nine yards ... Had a career-high eight catches for a career-best 119 yards against Fresno State in a start and 65 snaps, being named to the Pro Football Focus Mountain West Team of the Week for the first time of his career ... Became the 86th different 100-yard receiver in program history (328th occasion overall) ... Also returned two punts for zero yards ... Had four catches for 32 yards (8.0 avg.) in 53 offensive snaps off the bench at Hawai'i ... Had team highs of four receptions and 78 yards (19.5 avg.) in a start and 53 snaps against Brigham Young ... Had a career-long 33-yard catch in the game, while his 19.5 average was also a career best (min. 2 rec.) ... Was named the co-Most Valuable Offensive Player of the New Mexico Bowl vs. Central Michigan when he had three receptions for 111 yards and his first two career touchdowns ... Recorded his second 100-yard receiving game of the season (and career) ... The 74-yard touchdown catch was SDSU's longest offensive play this year and the longest catch of his career ... Finished with 19 catches and 340 yards (85.0 ypg) over his final four games.

- **2018 (Redshirt):** Was named the team's offensive scout player of the year while using his redshirt campaign.
- **High School:** Was a two-year letter winner at nearby Christian High School in El Cajon, Calif. ... Helped the Patriots to a 8-3 record as a senior, including a 3-1 league mark ... Was a first-team all-league and all-county performer as a senior in 2017, when he had 57 catches for 888 yards (15.6 avg.) and 14 touchdowns (according to MaxPreps) ... Also was 2-for-2 passing for 102 yards and two touchdowns, while recording 35 tackles (25 solo), three interceptions and two fumble recoveries on defense ... Also was a shortstop on the baseball team and the point guard on the basketball squad.
- **Personal:** Jesse Thomas Eliseo Matthews was born Aug. 12, 1999, in San Diego ... Son of Tom and Jessica Matthews ... Is majoring in communication.

Matthews' Career Statistics

Receiving

| Season | GP | GS | Rec. | Yds. | Avg. | Long | TD |
|---------------|-----------|-----------|-----------|--------------|-------------|-----------|----------|
| 2019 | 13 | 10 | 48 | 633 | 13.2 | 74 | 2 |
| 2020 | 8 | 8 | 24 | 326 | 13.6 | 51 | 1 |
| 2021 | 9 | 8 | 17 | 151 | 8.9 | 29 | 2 |
| Career | 30 | 26 | 89 | 1,110 | 12.5 | 74 | 5 |

Punt Returns

| Season | GP | GS | No. | Yds. | Avg. | Long | TD |
|---------------|-----------|-----------|-----------|------------|------------|-----------|----------|
| 2019 | 13 | 8 | 12 | 78 | 6.5 | 25 | 0 |
| 2020 | 8 | 3 | 12 | 113 | 9.4 | 29 | 0 |
| Career | 29 | 11 | 24 | 191 | 8.0 | 29 | 0 |

Career Highs: Receptions: 8 vs. Fresno State (11/15/19); Receiving Yards: 139 vs. San José State (11/6/20); Receiving Touchdowns: 2 at San José State (10/15/21), vs. Central Michigan (12/21/19); Long Reception: 74 vs. Central Michigan (12/21/19); Carries: 2 at Arizona (9/11/21); Rushing Yards: 7 vs. Utah State (9/21/19); Long Rush: 7 vs. Utah State (9/21/19); Punt Returns: 5 vs. Hawai'i (11/14/20); Punt Return Yards: 60 vs. Hawai'i (11/14/20); Long Punt Return: 29 vs. Hawai'i (11/14/20); All-Purpose Yards: 139 vs. San José State (11/6/20).

2021 Highs: Receptions: 4 at Air Force (10/23/21), at San José State (10/15/21); Receiving Yards: 54 at San José State (10/15/21); Receiving Touchdowns: 2 at San José State (10/15/21); Long Reception: 29 vs. Fresno State (10/30/21); Carries: 2 at Arizona (9/11/21); Rushing Yards: 6 vs. New Mexico State (9/4/21); Long Rush: 6 vs. New Mexico State (9/4/21); All-Purpose

Yards: 54 at San José State (10/15/21).

Matthews' Career Game-by-Game

Receiving

| Date | Opponent | GP | GS | No. | Yds. | Avg. | Lg. | TD | TD Lengths |
|---------|----------------------------|----|----|-----|------|------|-----|----|------------|
| A.31.19 | Weber State | 1 | 1 | 3 | 25 | 8.3 | 11 | 0 | |
| S.7.19 | at UCLA | 1 | 1 | 5 | 59 | 11.8 | 20 | 0 | |
| S.14.19 | at New Mexico State | 1 | 1 | 4 | 31 | 7.8 | 10 | 0 | |
| S.21.19 | Utah State* | 1 | 0 | 1 | 20 | 20.0 | 20 | 0 | |
| O.5.19 | at Colorado State* | 1 | 0 | 2 | 16 | 8.0 | 8 | 0 | |
| O.12.19 | Wyoming* | 1 | 1 | 6 | 73 | 12.2 | 25 | 0 | |
| O.19.19 | at San José State* | 1 | 1 | 3 | 22 | 7.3 | 10 | 0 | |
| O.26.19 | at UNLV* | 1 | 1 | 2 | 15 | 7.5 | 10 | 0 | |
| N.9.19 | Nevada* | 1 | 1 | 3 | 32 | 10.7 | 18 | 0 | |
| N.15.19 | Fresno State* | 1 | 1 | 8 | 119 | 14.9 | 29 | 0 | |
| N.23.19 | at Hawai'i* | 1 | 0 | 4 | 32 | 8.0 | 12 | 0 | |
| N.30.19 | Brigham Young* | 1 | 1 | 4 | 78 | 19.5 | 33 | 0 | |
| D.21.19 | vs. Central Michigan~ | 1 | 1 | 3 | 111 | 37.0 | 74 | 2 | 22, 74 |
| O.24.20 | UNLV* | 1 | 1 | 1 | 10 | 10.0 | 10 | 0 | |
| O.31.20 | at Utah State* | 1 | 1 | 3 | 24 | 8.0 | 12 | 0 | |
| N.6.20 | San José State* | 1 | 1 | 6 | 139 | 23.2 | 51 | 0 | |
| N.14.20 | Hawai'i* | 1 | 1 | 0 | 0 | 0.0 | 0 | 0 | |
| N.21.20 | at Nevada* | 1 | 1 | 5 | 80 | 16.0 | 35 | 0 | |
| N.28.20 | at Colorado | 1 | 1 | 2 | 13 | 6.5 | 16 | 0 | |
| D.5.20 | Colorado State* | 1 | 1 | 2 | 9 | 4.5 | 8 | 1 | 8 |
| D.12.20 | at No. 14/16 Brigham Young | 1 | 1 | 5 | 51 | 10.2 | 17 | 0 | |
| S.4.21 | New Mexico State | 1 | 1 | 1 | 5 | 5.0 | 5 | 0 | |
| S.11.21 | at Arizona | 1 | 1 | 1 | 5 | 5.0 | 5 | 0 | |
| S.18.21 | Utah | 1 | 1 | 2 | 11 | 5.5 | 8 | 0 | |
| S.25.21 | Towson | 1 | 1 | 2 | 13 | 6.5 | 8 | 0 | |
| O.9.21 | New Mexico* | 1 | 1 | 1 | 6 | 6.0 | 6 | 0 | |
| O.15.21 | at San José State* | 1 | 1 | 4 | 54 | 13.5 | 24 | 2 | 14, 24 |
| O.23.21 | at Air Force* | 1 | 1 | 4 | 18 | 4.5 | 10 | 0 | |
| O.30.21 | Fresno State* | 1 | 1 | 2 | 39 | 19.4 | 29 | 0 | |
| N.6.21 | at Hawai'i* | 1 | 0 | 0 | 0 | 0.0 | 0 | 0 | |

Punt Returns (Games Started as a Punt Returner or with a Punt Return Only)

| Date | Opponent | GP | GS | No. | Yds. | Avg. | Lg. | TD | TD Lengths |
|---------|----------------------------|----|----|-----|------|------|-----|----|------------|
| S.7.19 | at UCLA | 1 | * | 0 | 0 | 0.0 | 0 | 0 | |
| S.21.19 | Utah State* | 1 | * | 1 | 13 | 13.0 | 13 | 0 | |
| O.19.19 | at San José State* | 1 | | 1 | 0 | 0.0 | 0 | 0 | |
| O.26.19 | at UNLV* | 1 | * | 4 | 48 | 12.0 | 25 | 0 | |
| N.9.19 | Nevada* | 1 | * | 3 | 17 | 5.7 | 9 | 0 | |
| N.15.19 | Fresno State* | 1 | * | 2 | 0 | 0.0 | 1 | 0 | |
| N.23.19 | at Hawai'i* | 1 | * | 0 | 0 | 0.0 | 0 | 0 | |
| N.30.19 | Brigham Young | 1 | * | 0 | 0 | 0.0 | 0 | 0 | |
| D.21.19 | vs. Central Michigan~ | 1 | * | 1 | 0 | 0.0 | 0 | 0 | |
| N.14.20 | Hawai'i* | 1 | * | 5 | 60 | 12.0 | 29 | 0 | |
| N.21.20 | Nevada* | 1 | * | 2 | 15 | 7.5 | 10 | 0 | |
| N.28.20 | at Colorado | 1 | * | 2 | 18 | 9.0 | 17 | 0 | |
| D.5.20 | Colorado State* | 1 | | 2 | 7 | 3.5 | 7 | 0 | |
| D.12.20 | at No. 14/16 Brigham Young | 1 | | 1 | 13 | 13.0 | 13 | 0 | |

*Bold indicates season high. * - Mountain West game. ~ - 2019 New Mexico Bowl (Dreamstyle Stadium; Albuquerque, N.M.). GS - * in this category the player was on the field the first time San Diego State was in the kick/punt return formation.*

#54 CADEN MCDONALD

Linebacker • Senior • 6-3 • 235 • Haslet, Texas • Northwest HS

- **At San Diego State:** A skilled linebacker who has improved greatly since arriving to SDSU in 2017 ... Is seemingly always around the ball ... An excellent pass rusher ... Was a regular in the starting lineup each of the past two years, coming on in 2020 en route to being named a first-team all-Mountain West selection ... Enters the 2021 season as the projected starting "Sam" linebacker ... Has started 26 straight games, the longest streak on the Aztec defense

and tied for the longest on the team.

- 2021 (Senior):** Has been chosen a team captain by his teammates ... Has been named to both the Bronko Nagurski Award Watch List (most outstanding defensive player) and the Chuck Bednarik Award Watch List (college defensive player of the year) ... Also is on the Reese's Senior Bowl Watch List ... Also has been chosen as a preseason first-team all-Mountain West pick by the league's media (with the most votes by a linebacker) and Athlon Sports, a second-team selection by Phil Steele Magazine and Lindy's Sports, and a fourth-team edge defender by Pro Football Focus ... College Football News labeled him as "SDSU's best defensive player" ... Has started all nine games ... Has registered 27 tackles (13 solo), including three sacks for 22 yards and five tackles for loss of 25 yards, four quarterback hurries and a pass breakup ... **vs. New Mexico State (Sept. 4)** ... Started for the 18th straight game in the opener against New Mexico State on Sept. 4, recording four tackles, including a 5-yard sack, and a quarterback hurry ... Played in 63 of the 85 snaps ... **at Arizona (Sept. 11)** ... Registered three solo tackles, including two tackles for loss (six yards) and a 4-yard sack, in 45 snaps in a start at Arizona on Sept. 11 ... **vs. Utah (Sept. 18)** ... Had four assisted tackles and a quarterback hurry in 79 snaps in a start against Utah on Sept. 18 ... **vs. Towson (Sept. 25)** ... Came up with three tackles (one solo) and a tackle for loss in 41 snaps in a start vs. Towson on Sept. 25 ... **vs. New Mexico (Oct. 9)** ... Had two tackles (one solo), including a 13-yard sack (and tackle for loss), in 44 snaps in a start with New Mexico on Oct. 9 ... **at San José State (Oct. 15)** ... Had five tackles (all assisted) in another start at San José State, where he played 76 of the team's 81 defensive snaps ... **at Air Force (Oct. 23)** ... Had two tackles (one solo) in a start at Air Force, playing 40 of the team's 65 snaps on defense ... **vs. Fresno State (Oct. 30)** ... Had two solo tackles and a quarterback hurry in 66 snaps against Fresno State on Oct. 30 ... **at Hawai'i (Nov. 6)** ... Registered two solo tackles and a pass breakup in 45 snaps at Hawai'i on Nov. 6.
- 2020 (Junior):** Garnered first-team all-Mountain West honors by the league's media and coaches ... Was named a preseason all-Mountain West third team selection by Phil Steele Magazine ... Had 34 tackles, 9.5 tackles for loss for 48 yards, 4.5 sacks for 33 yards, 10 quarterback hurries, three pass breakups and a forced fumble, starting all eight of the team's games ... Ranked third in the Mountain West in tackles for loss (10.0), a tie for fourth in tackle for loss yards (48), a tie for seventh in pass breakups (3), eighth in sack yards (33), a tie for eighth in sacks (4.5) and ninth in tackles for loss per game (1.25) ... Had a breakout game against UNLV on Oct. 24 en route to being named the Mountain West Defensive Player of the Week for the first time of his career ... Posted career highs of eight tackles, three tackles for loss and 2.5 sacks after entering the game with 36 tackles, 5.5 tackles for loss and 2.5 sacks in 26 career games ... His 2.5 sacks matched the most by a SDSU player since Jay Henderson's three sacks vs. Northern Illinois on Sept. 30, 2017 ... Also added three quarterback hurries and was named the team's defensive player of the week ... Had three tackles, 0.5 tackles for loss and a quarterback hurry in a start at Utah State on Oct. 31 ... The QBH led to a Seydrick Lakalaka interception ... Had three tackles (one solo) and a pair of quarterback hurries against San José State on Nov. 6 ... Had another good game vs. Hawai'i on Nov. 14 with seven tackles (three solo), three tackles for loss for 18 yards, two sacks for 17 yards and a forced fumble ... The forced fumble was the first of his career, while the three tackles for loss tied a career high ... Had three tackles (one solo) and a pass breakup at Nevada on Nov. 21 ... Came up with five tackles (three solo) and a tackle for loss at Colorado on Nov. 28 ... Had a solid outing in a start vs. Colorado State on Dec. 5, making four tackles (three solo) with 2.5 tackles for loss, two pass breakups and three quarterback hurries ... Came up with a single tackle in a start at No. 14/16 Brigham Young on Dec. 12.
- 2019 (Sophomore):** Played in 13 games, making 10 starts ... Had 34 tackles (15 solo) with 5.5 tackles for loss, 2.5 sacks, an interception, two pass breakups, a fumble recovery, seven quarterback hurries and a touchdown on special teams ... Tied for third in FBS in punt return touchdowns (1, off a blocked punt) ... Started the opener with Weber State for the first time of his career, making two tackles (one solo) in 35 snaps and adding a quarterback hurry ... Had a then career-high four tackles (three solo), including 0.5 tackles for loss, and a quarterback hurry in 52 snaps off the bench at UCLA after entering the game with four career stops in 14 games ... Also recovered a fumble after a Kyahva Tezino sack, his first of the career ... The turnover led to a Ryan Agnew 34-yard touchdown pass to Kobe Smith ... Registered one assisted tackle in 17 snaps off the bench at New Mexico State ... Had an assisted tackle, which went down as 0.5 TFL, and a quarterback hurry vs. Utah State in 16 snaps ... Started for the second time of his career at Colorado State, making a then career-high-tying four tackles, including a then career-high 1.5 tackles for loss and 0.5 sacks, in 41 snaps ... The 1/2 sack was the first of his career ... Came up with four tackles in a start across 48 snaps against Wyoming ... Started again at San José State, playing all 54 snaps, and making two tackles with an interception ... The interception, which was returned 11 yards, was the first of his career and set up SDSU for

victory formation late in the fourth quarter ... Had an assisted tackle and a pass breakup in a fourth straight start at UNLV in 69 defensive snaps, while recovering a blocked punt by Trenton Thompson for a touchdown ... It was SDSU's first blocked punt return for a touchdown since Thompson returned Kaelin Himphill's block vs. Air Force on Oct. 12, 2018 ... The touchdown gave SDSU a 14-0 lead ... Earned the start once again vs. Nevada, making five tackles (three solo), including a tackle for loss, while playing all 56 snaps ... Had a solo tackle in a start and 30 snaps vs. Fresno State ... Had four solo tackles, including a career highs of 2.0 sacks and 2.0 tackles for loss for nine yards in a start and 44 snaps at Hawai'i ... Came up with an assisted tackle and two quarterback hurries in a start over 53 snaps vs. Brigham Young ... Had four tackles (two solo) with a pass breakup and a quarterback hurry in a start over 51 snaps vs. Central Michigan in the New Mexico Bowl.

- 2018 (Freshman):** Played in the team's 13 games of the season, mainly on special teams ... Had two tackles (one solo) ... Logged 26 defensive snaps on the season ... Made his collegiate debut in the opener at No. 13/13 Stanford, but did not record a stat ... Played three snaps and on special teams ... Also played statless special teams time vs. Sacramento State ... Had his first career tackle against No. 23/25 Arizona State, making the stop on defense, where he played five snaps ... Had seven statless snaps vs. Eastern Michigan ... Did not record a stat in special teams action at rv/No. 24 Boise State, vs. Air Force and against San José State ... Played one defensive snap at Nevada ... Also played on special teams at New Mexico, against UNLV, at Fresno State and against Hawai'i ... Had an assisted tackle in 10 defensive snaps against Ohio in the DXL Frisco Bowl.
- 2017 (Redshirt):** Utilized his redshirt season.
- High School:** Three-year letter winner at Northwest High School in Justin, Texas ... According to MaxPreps, recorded three interceptions, two fumble recoveries, a forced fumble and a blocked punt over his career ... Totaled a school-record 290 tackles over his career ... Was a first-team all-state selection ... Was a two-time first-team all-district pick ... Was an academic all-state honoree ... Named a Dallas-Fort Worth (DFW) defensive player-of-the-year nominee ... Was the team's defensive player of the year three times ... A three-star recruit by ESPN, 247sports and Scout, and a two-star recruit by Rivals ... Received a grade of 80 by 247sports and 72 from ESPN ... Scout had him as the 10th-best linebacker recruit in the talent-rich state of Texas 2017 recruiting class ... Also was a four-year letter winner for the track & field team, qualifying for the state meet, as well as the district, area and regional championships.
- Personal:** Caden Blaine McDonald was born Aug. 13, 1998, in Phoenix, Ariz. ... Son of Mike and Jill McDonald ... Picked SDSU over numerous other offers, including Army West Point, Air Force, North Texas, UTSA, Bowling Green, Fresno State, Northwestern State, Lamar, Brown, Cornell and Penn ... A kinesiology major with an emphasis as a fitness specialist ... Older brother, Colton, played at North Texas, while younger brother, Cooper, currently plays at Washington.

McDonald's Career Statistics

| Season | GP | GS | UA | A | TT | TFL | Sk | Int. | PBU | FF | FR |
|---------------|-----------|-----------|-----------|-----------|-----------|-------------|-------------|----------|----------|----------|----------|
| 2018 | 13 | 0 | 1 | 1 | 2 | 0.0 | 0.0 | 0 | 0 | 0 | 0 |
| 2019 | 13 | 10 | 15 | 19 | 34 | 5.5 | 2.5 | 1 | 2 | 0 | 1 |
| 2020 | 8 | 8 | 15 | 19 | 34 | 10.0 | 4.5 | 0 | 3 | 1 | 0 |
| 2021 | 9 | 9 | 13 | 14 | 27 | 5.0 | 3.0 | 0 | 1 | 0 | 0 |
| Career | 43 | 27 | 44 | 53 | 97 | 20.5 | 10.0 | 1 | 6 | 1 | 1 |

Career Highs: Tackles: 8 vs. UNLV (10/24/20); Tackles For Loss: 3.0 vs. Hawai'i (11/14/20), vs. UNLV (10/24/20); Sacks: 2.5 vs. UNLV (10/24/20); Interceptions: 1 at San José State (10/19/19); Pass Breakups: 2 vs. Colorado State (12/5/20); Forced Fumbles: 1 vs. Hawai'i (11/14/20); Fumble Recoveries: 1 at UCLA (9/7/19); Touchdowns: 1 at UNLV (10/26/19).

2021 Highs: Tackles: 5 at San José State (10/15/21); Tackles For Loss: 2.0 at Arizona (9/11/21); Sacks: 1.0 vs. New Mexico (10/9/21), at Arizona State (9/11/21), vs. New Mexico State (9/4/21); Pass Breakups: 1 at Hawai'i (11/6/21).

McDonald's Career Game-by-Game

| Date | Opponent | GP | GS | UA | A | TT | TFL | Sk. | Int. | PBU | FF | FR |
|---------|---------------------------|----|----|----|---|----|-----|-----|------|-----|----|----|
| A.31.18 | at No. 13/13 Stanford | 1 | 0 | 0 | 0 | 0 | 0.0 | 0.0 | 0 | 0 | 0 | 0 |
| S.8.18 | Sacramento State | 1 | 0 | 0 | 0 | 0 | 0.0 | 0.0 | 0 | 0 | 0 | 0 |
| S.15.18 | No. 23/25 Arizona State | 1 | 0 | 1 | 0 | 1 | 0.0 | 0.0 | 0 | 0 | 0 | 0 |
| S.22.18 | Eastern Michigan | 1 | 0 | 0 | 0 | 0 | 0.0 | 0.0 | 0 | 0 | 0 | 0 |
| O.6.18 | at rv/No. 24 Boise State* | 1 | 0 | 0 | 0 | 0 | 0.0 | 0.0 | 0 | 0 | 0 | 0 |
| O.12.18 | Air Force* | 1 | 0 | 0 | 0 | 0 | 0.0 | 0.0 | 0 | 0 | 0 | 0 |
| O.20.18 | San José State* | 1 | 0 | 0 | 0 | 0 | 0.0 | 0.0 | 0 | 0 | 0 | 0 |
| O.27.18 | at Nevada* | 1 | 0 | 0 | 0 | 0 | 0.0 | 0.0 | 0 | 0 | 0 | 0 |
| N.3.18 | at New Mexico* | 1 | 0 | 0 | 0 | 0 | 0.0 | 0.0 | 0 | 0 | 0 | 0 |

| Date | Opponent | GP | GS | UA | A | TT | TFL | Sk. | Int. | PBU | FF | FR |
|---------|----------------------------|----|----|----|---|----|-----|-----|------|-----|----|----|
| N.10.18 | UNLV* | 1 | 0 | 0 | 0 | 0 | 0.0 | 0.0 | 0 | 0 | 0 | 0 |
| N.17.18 | at Fresno State* | 1 | 0 | 0 | 0 | 0 | 0.0 | 0.0 | 0 | 0 | 0 | 0 |
| N.24.18 | Hawai'i* | 1 | 0 | 0 | 0 | 0 | 0.0 | 0.0 | 0 | 0 | 0 | 0 |
| D.19.18 | vs. Ohio# | 1 | 0 | 0 | 1 | 1 | 0.0 | 0.0 | 0 | 0 | 0 | 0 |
| A.31.19 | Weber State | 1 | 1 | 1 | 1 | 2 | 0.0 | 0.0 | 0 | 0 | 0 | 0 |
| S.7.19 | at UCLA | 1 | 0 | 3 | 1 | 4 | 0.5 | 0.0 | 0 | 0 | 0 | 1 |
| S.14.19 | at New Mexico State | 1 | 0 | 0 | 1 | 1 | 0.0 | 0.0 | 0 | 0 | 0 | 0 |
| S.21.19 | Utah State* | 1 | 0 | 0 | 1 | 1 | 0.5 | 0.0 | 0 | 0 | 0 | 0 |
| O.5.19 | at Colorado State* | 1 | 1 | 1 | 3 | 4 | 1.5 | 0.5 | 0 | 0 | 0 | 0 |
| O.12.19 | Wyoming* | 1 | 1 | 0 | 4 | 4 | 0.0 | 0.0 | 0 | 0 | 0 | 0 |
| O.19.19 | at San José State* | 1 | 1 | 0 | 2 | 2 | 0.0 | 0.0 | 1 | 0 | 0 | 0 |
| O.26.19 | at UNLV* | 1 | 1 | 0 | 1 | 1 | 0.0 | 0.0 | 0 | 1 | 0 | 0 |
| N.9.19 | Nevada* | 1 | 1 | 3 | 2 | 5 | 1.0 | 0.0 | 0 | 0 | 0 | 0 |
| N.15.19 | Fresno State* | 1 | 1 | 1 | 0 | 1 | 0.0 | 0.0 | 0 | 0 | 0 | 0 |
| N.23.19 | at Hawai'i* | 1 | 1 | 4 | 0 | 4 | 2.0 | 2.0 | 0 | 0 | 0 | 0 |
| N.30.19 | Brigham Young | 1 | 1 | 0 | 1 | 1 | 0.0 | 0.0 | 0 | 0 | 0 | 0 |
| D.21.19 | vs. Central Michigan~ | 1 | 1 | 2 | 2 | 4 | 0.0 | 0.0 | 0 | 1 | 0 | 0 |
| O.24.20 | UNLV* | 1 | 1 | 2 | 6 | 8 | 3.0 | 2.5 | 0 | 0 | 0 | 0 |
| O.31.20 | at Utah State* | 1 | 1 | 1 | 2 | 3 | 0.5 | 0.0 | 0 | 0 | 0 | 0 |
| N.6.20 | San José State* | 1 | 1 | 1 | 2 | 3 | 0.0 | 0.0 | 0 | 0 | 0 | 0 |
| N.14.20 | Hawai'i* | 1 | 1 | 3 | 4 | 7 | 3.0 | 2.0 | 0 | 0 | 1 | 0 |
| N.21.20 | at Nevada* | 1 | 1 | 1 | 2 | 3 | 0.0 | 0.0 | 0 | 1 | 0 | 0 |
| N.28.20 | at Colorado | 1 | 1 | 3 | 2 | 5 | 1.0 | 0.0 | 0 | 0 | 0 | 0 |
| D.5.20 | Colorado State* | 1 | 1 | 3 | 1 | 4 | 2.5 | 0.0 | 0 | 2 | 0 | 0 |
| D.12.20 | at No. 14/16 Brigham Young | 1 | 1 | 1 | 0 | 1 | 0.0 | 0.0 | 0 | 0 | 0 | 0 |
| S.4.21 | New Mexico State | 1 | 1 | 3 | 1 | 4 | 1.0 | 1.0 | 0 | 0 | 0 | 0 |
| S.11.21 | at Arizona | 1 | 1 | 3 | 0 | 3 | 2.0 | 1.0 | 0 | 0 | 0 | 0 |
| S.18.21 | Utah | 1 | 1 | 0 | 4 | 4 | 0.0 | 0.0 | 0 | 0 | 0 | 0 |
| S.25.21 | Towson | 1 | 1 | 1 | 2 | 3 | 1.0 | 0.0 | 0 | 0 | 0 | 0 |
| O.9.21 | New Mexico* | 1 | 1 | 1 | 1 | 2 | 1.0 | 1.0 | 0 | 0 | 0 | 0 |
| O.15.21 | at San José State* | 1 | 1 | 0 | 5 | 5 | 0.0 | 0.0 | 0 | 0 | 0 | 0 |
| O.23.21 | at Air Force* | 1 | 1 | 1 | 1 | 2 | 0.0 | 0.0 | 0 | 0 | 0 | 0 |
| O.30.21 | Fresno State* | 1 | 1 | 2 | 0 | 2 | 0.0 | 0.0 | 0 | 0 | 0 | 0 |
| N.6.21 | at Hawai'i* | 1 | 1 | 2 | 0 | 2 | 0.0 | 0.0 | 0 | 1 | 0 | 0 |

Bold indicates season high. * - Mountain West game. # - 2018 DXL Frisco Bowl (Toyota Stadium; Frisco, Texas). ~ - 2019 New Mexico Bowl (Dreamstyle Stadium; Albuquerque, N.M.).

#33 PATRICK MCMORRIS

Aztec • Junior • 6-0 • 210 • Santa Ana, Calif. • Santa Ana HS

- **At San Diego State:** Impressed the coaching staff in his first college camp in 2019 ... Strong and athletic, who continues to get bigger in the weight room ... Slid into the signature Aztec position in the 3-3-5 defense after learning behind two-year starter and two-year all-Mountain West selection Dwayne Johnson Jr. ... Enters the Nevada game as the projected starter.
- **2021 (Junior):** Has started the team's nine games this season after entering the year with one career start ... Has a team-high 58 tackles (36 solo), including 2.5 tackles for loss, an interception returned for 16 yards, six pass breakups and a 15-yard fumble recovery ... Ranks in a tie for eighth in the Mountain West in pass breakups (6, T-63rd in FBS) ... **vs. New Mexico State (Sept. 4)** ... Started for the second time of his career in the opener against New Mexico State on Sept. 4, making seven tackles (five solo), 0.5 tackles for loss and a pass breakup ... The seven tackles tied a career high (also his first start at Nevada on Nov. 21, 2020) and were the second most on the team (Noah Tumbler, 8) ... **at Arizona (Sept. 11)** ... Came up with four tackles (two solo) and his first career interception in his third career start at Arizona on Sept. 11 ... The interception was returned 16 yards and led to a Matt Araiza field goal ... Played 55 of the team's 58 snaps as he was named the team's defensive player of the week ... **vs. Utah (Sept. 18)** ... Was off to a good start against Utah on Sept. 18 when he had five tackles (three solo), 0.5 tackles for loss and a pass breakup before being ejected for targeting early in the second quarter ... Played just 24 snaps before being ejected ... **vs. Towson (Sept. 25)** ... Made a career-high eight tackles (five solo) with a pass breakup against Towson on Sept. 25, playing all 60 snaps on defense ... The eight tackles were also the most on the team ... **vs. New Mexico (Oct. 9)** ... Registered four tackles (one solo), including 0.5 tackles for loss, in 61 of the team's 62 defensive snaps against New Mexico on Oct. 9 ... Was one of three

to be named a defensive player of the game ... **at San José State (Oct. 15)** ... Had a big game in another start at San José State on Oct. 15, making a career-high 12 tackles (six solo) and a career-best three pass breakups ... The 12 tackles and three PBUs each were game highs ... Ended up logging 81 snaps in the game ... **at Air Force (Oct. 23)** ... Registered seven tackles (six solo) in 47 snaps in a start at Air Force on Oct. 23 ... The seven tackles tied Michael Shawcroft for the most on the team ... Was named one of the team's defensive players of the game ... **vs. Fresno State (Oct. 30)** ... Had seven tackles (six solo) in all 81 defensive snaps against Fresno State on Oct. 30 and recovered his first career fumble (for 15 yards) ... **at Hawai'i (Nov. 6)** ... Had four tackles (two solo) and a tackle for loss at Hawai'i on Nov. 6 ... Was the only Aztec to play all 68 defensive snaps in the game.

- **2020 (Sophomore):** Played in seven games with one start, recording 10 tackles (six solo), including 1.5 tackles for loss and a pass breakup ... Logged statless time on special teams vs. UNLV on Oct. 24 ... Played late on defense at Utah State on Oct. 31 without recording a stat ... Logged statless time on special teams against San José State on Nov. 6 ... Played his most extensive snaps on defense against Hawai'i, making two tackles with his first 0.5 tackles for loss ... Had a breakout game in his first career start at Nevada on Nov. 21, making seven tackles (five solo) with a tackle for loss and a pass breakup ... Entered the game with three tackles for his career in 13 games ... Did not play at Colorado on Nov. 28 ... Played on special teams against Colorado State on Dec. 5, making one assisted tackle ... Did not record a stat on special teams at No. 14/16 Brigham Young.
- **2019 (True Freshman):** Played in nine games in his true freshman season, mainly on special teams with just three snaps on the defensive side of the ball ... Had one solo tackle ... Logged special teams snaps in the opener with Weber State and at UCLA, but did not find the stat sheet ... Did not play at New Mexico State, against Utah State, at Colorado State or vs. Wyoming ... Came back to play on special teams at San José State, at UNLV, vs. Nevada, vs. Fresno State, at Hawai'i and vs. Brigham Young ... Saw time on special teams against Central Michigan in the New Mexico Bowl and then played three defensive snaps late, making one solo tackle.
- **High School:** Spent one season at Santa Ana High School, where he led the team to a 10-3 record and 5-0 league mark en route to a conference crown ... Ran for 1,801 yards and 23 touchdowns on 141 carries (12.8 avg.) in 2018, while catching 17 passes for 375 yards (22.1 avg.) and another two scores, according to MaxPreps ... On the defensive side, recorded 99 tackles and two interceptions, while returning eight punts for 187 yards (23.4 avg.) on special teams ... Spent his previous two years (2016-17) at Godinez High School in Santa Ana, Calif., where he rushed for 2,287 yards on 354 carries (6.5 avg.) and 28 touchdowns, caught 28 passes for 272 yards (9.7 avg.) and two touchdowns, and had 53 tackles, five interceptions, one forced fumble, one fumble recovery and one pass breakup ... A three-star recruit by 247sports, receiving a grade of 80.
- **Personal:** Patrick Allen McMorris was born Oct. 18, 2001 in Santa Ana, Calif. ... Son of Patrick McMorris and Lucy Guerrero ... Picked San Diego State over Cal Poly, Sacramento State and Weber State ... Is majoring in criminal justice.

McMorris' Career Statistics

| Season | GP | GS | UA | A | TT | TFL | Sk. | Int. | PBU | FF | FR |
|---------------|-----------|-----------|-----------|-----------|-----------|------------|------------|----------|----------|----------|----------|
| 2019 | 9 | 0 | 1 | 0 | 1 | 0.0 | 0.0 | 0 | 0 | 0 | 0 |
| 2020 | 7 | 1 | 5 | 5 | 10 | 1.5 | 0.0 | 0 | 1 | 0 | 0 |
| 2021 | 9 | 9 | 36 | 22 | 58 | 2.5 | 0.0 | 1 | 6 | 0 | 1 |
| Career | 25 | 10 | 42 | 27 | 69 | 4.0 | 0.0 | 1 | 7 | 0 | 1 |

Career Highs: Tackles: 12 at San José State (10/15/21); Tackles For Loss: 1.0 at Hawai'i (11/6/21), at Nevada (11/21/20); Interceptions: 1 at Arizona (9/11/21); Pass Breakups: 3 at San José State (10/15/21); Fumble Recoveries: 1 vs. Fresno State (10/30/21).

2021 Highs: Tackles: 12 at San José State (10/15/21); Tackles For Loss: 1.0 at Hawai'i (11/6/21); Interceptions: 1 at Arizona (9/11/21); Pass Breakups: 3 at San José State (10/15/21); Fumble Recoveries: 1 vs. Fresno State (10/30/21).

McMorris' Career Game-by-Game

| Date | Opponent | GP | GS | UA | A | TT | TFL | Sk. | Int. | PBU | FF | FR |
|---------|---------------------|----|----|----|---|----|-----|-----|------|-----|----|----|
| A.31.19 | Weber State | 1 | 0 | 0 | 0 | 0 | 0.0 | 0.0 | 0 | 0 | 0 | 0 |
| S.7.19 | at UCLA | 1 | 0 | 0 | 0 | 0 | 0.0 | 0.0 | 0 | 0 | 0 | 0 |
| S.14.19 | at New Mexico State | | | | | | | | | | | |
| S.21.19 | Utah State* | | | | | | | | | | | |
| O.5.19 | at Colorado State* | | | | | | | | | | | |
| O.12.19 | Wyoming* | | | | | | | | | | | |
| O.19.19 | at San José State* | 1 | 0 | 0 | 0 | 0 | 0.0 | 0.0 | 0 | 0 | 0 | 0 |
| O.26.19 | at UNLV* | 1 | 0 | 0 | 0 | 0 | 0.0 | 0.0 | 0 | 0 | 0 | 0 |

| Date | Opponent | GP | GS | UA | A | TT | TFL | Sk. | Int. | PBU | FF | FR |
|---------|----------------------------|----------------------|----|----|---|----|-----|-----|------|-----|----|----|
| N.9.19 | Nevada* | 1 | 0 | 0 | 0 | 0 | 0.0 | 0.0 | 0 | 0 | 0 | 0 |
| N.15.19 | Fresno State* | 1 | 0 | 0 | 0 | 0 | 0.0 | 0.0 | 0 | 0 | 0 | 0 |
| N.23.19 | at Hawai'i* | 1 | 0 | 0 | 0 | 0 | 0.0 | 0.0 | 0 | 0 | 0 | 0 |
| N.30.19 | Brigham Young | 1 | 0 | 0 | 0 | 0 | 0.0 | 0.0 | 0 | 0 | 0 | 0 |
| D.21.19 | vs. Central Michigan~ | 1 | 0 | 1 | 0 | 1 | 0.0 | 0.0 | 0 | 0 | 0 | 0 |
| O.24.20 | UNLV* | 1 | 0 | 0 | 0 | 0 | 0.0 | 0.0 | 0 | 0 | 0 | 0 |
| O.31.20 | at Utah State* | 1 | 0 | 0 | 0 | 0 | 0.0 | 0.0 | 0 | 0 | 0 | 0 |
| N.6.20 | San José State* | 1 | 0 | 0 | 0 | 0 | 0.0 | 0.0 | 0 | 0 | 0 | 0 |
| N.14.20 | Hawai'i* | 1 | 0 | 0 | 2 | 2 | 0.5 | 0.0 | 0 | 0 | 0 | 0 |
| N.21.20 | at Nevada* | 1 | 1 | 5 | 2 | 7 | 1.0 | 0.0 | 0 | 1 | 0 | 0 |
| N.28.20 | at Colorado | --- Did Not Play --- | | | | | | | | | | |
| D.5.20 | Colorado State* | 1 | 0 | 0 | 1 | 1 | 0.0 | 0.0 | 0 | 0 | 0 | 0 |
| D.12.20 | at No. 14/16 Brigham Young | 1 | 0 | 0 | 0 | 0 | 0.0 | 0.0 | 0 | 0 | 0 | 0 |
| S.4.21 | New Mexico State | 1 | 1 | 5 | 2 | 7 | 0.5 | 0.0 | 0 | 1 | 0 | 0 |
| S.11.21 | at Arizona | 1 | 1 | 2 | 2 | 4 | 0.0 | 0.0 | 1 | 0 | 0 | 0 |
| S.18.21 | Utah | 1 | 1 | 3 | 2 | 5 | 0.5 | 0.0 | 0 | 1 | 0 | 0 |
| S.25.21 | Towson | 1 | 1 | 5 | 3 | 8 | 0.0 | 0.0 | 0 | 1 | 0 | 0 |
| O.9.21 | New Mexico* | 1 | 1 | 1 | 3 | 4 | 0.5 | 0.0 | 0 | 0 | 0 | 0 |
| O.15.21 | at San José State* | 1 | 1 | 6 | 6 | 12 | 0.0 | 0.0 | 0 | 3 | 0 | 0 |
| O.23.21 | at Air Force* | 1 | 1 | 6 | 1 | 7 | 0.0 | 0.0 | 0 | 0 | 0 | 0 |
| O.30.21 | Fresno State* | 1 | 1 | 6 | 1 | 7 | 0.0 | 0.0 | 0 | 0 | 0 | 1 |
| N.6.21 | at Hawai'i* | 1 | 1 | 2 | 2 | 4 | 1.0 | 0.0 | 0 | 0 | 0 | 0 |

*Bold indicates season high. * - Mountain West game. ~ - 2019 New Mexico Bowl (Dreamstyle Stadium; Albuquerque, N.M.).*

#91 KAHI NEVES (caw-HEE nev-izz)
Defensive End • ^Senior • 6-4 • 255 • Orem, Utah • Snow College

- **At San Diego State:** Athletic defensive end, who will look for more playing time now in his third season at SDSU ... Came back for another season post-COVID and is listed as the backup defensive end to two-time all-Mountain West first-team pick Cameron Thomas.
- **2021 (^Senior):** Has played in the team's nine games off the bench ... Has 10 tackles (four solo), including a 5-yard sack (and tackle for loss), and a quarterback hurry ... **vs. New Mexico State (Sept. 4)** ... Had a productive opener against New Mexico State on Sept. 4, recording two tackles, including a 5-yard sack, in just 22 snaps off the bench ... It was the first solo sack of his career ... **at Arizona (Sept. 11)** ... Did not record a stat in 12 snaps at Arizona on Sept. 11 ... **vs. Utah (Sept. 18)** ... Had a season-high three tackles (one solo) in just 12 snaps off the bench against Utah on Sept. 18 ... **vs. Towson (Sept. 25)** ... Had a quarterback hurry in 14 snaps late against Towson on Sept. 25 ... **vs. New Mexico (Oct. 9)** ... Had two assisted tackles in 13 snaps off the bench vs. New Mexico on Oct. 9 ... **at San José State (Oct. 15)** ... Made three tackles (one solo) in just nine snaps at San José State on Oct. 15 ... Failed to come up with a stat in eight snaps off the bench at Air Force on Oct. 23, two vs. Fresno State on Oct. 30 or four at Hawai'i on Nov. 6.
- **2020 (Senior):** Started three of his five appearances, registering eight tackles (three solo), including 1.5 tackles for loss, a sack and four quarterback hurries ... Started the opener against UNLV on Oct. 24 in just his fourth career game, recording a quarterback hurry before suffering a hand injury ... Started again at Utah State on Oct. 31, finishing with his first career four tackles (two solo), including 0.5 sacks, a tackle for loss and a quarterback hurry ... Had an assisted tackle in a start vs. San José State on Nov. 6 ... Came off the bench for the first time of the season against Hawai'i on Nov. 14, making two tackles, including 0.5 sacks (and 0.5 TFL) for three yards, with two quarterback hurries ... Had one solo tackle in time off the bench at Nevada on Nov. 21 ... Was on the travel squad, but did not play at Colorado on Nov. 28, against Colorado on Dec. 5 or at No. 14/16 Brigham Young on Dec. 12.
- **2019 (Junior):** Saw action in three games on the season without recording a stat ... Was on the travel squad for the first time at UCLA and ended up on the squad for the final 12 games of the year ... Played snaps on defense late at New Mexico State on Sept. 14 for the first time of his Division I career ... Also played statless snaps at Colorado State on Oct. 5 and vs. Central Michigan on Dec. 21 in the New Mexico Bowl.
- **At Snow College (2018):** Played one season at Snow College, making 36 tackles (22 solo) in 11 games with six sacks, 10.5 tackles for loss, a forced fumble and two fumble recoveries ... Best game was Sept. 1 vs. USA Revolution when he had three sacks and a forced fumble ... Also recorded two sacks, three tackles for loss and a fumble recovery vs. Mesa on Oct. 6.
- **At Arizona (2016):** Spent three semesters at Arizona, arriving as a mid-season enrollee in

January 2016 ... Signed as a linebacker ... Redshirted the 2016 season.

- **High School:** Spent his last season at Timpview High School in Provo, Utah ... Led the Thunderbirds to an 11-2 record in 2015, including a league title and undefeated 6-0 campaign ... According to MaxPreps, threw for 2,439 yards and 19 touchdowns, completing 133 of 240 attempts ... Also rushed 121 times for 470 yards and seven scores ... Was a four-star recruit out of high school by ESPN as a linebacker, and a three-star recruit by Rivals and 247sports ... Was graded as the third-best recruit in the state of Utah by ESPN with a scout grade of 80.
- **Personal:** Kahiapo K Neves was born June 30, 1997, in Salt Lake City, Utah ... Son of Kaniela Dana ... Picked Arizona out of high school over offers from Colorado, Utah and Hawai'i ... A social science major.

Neves' Career Statistics

| Season | GP | GS | UA | A | TT | TFL | Sk | Int. | PBU | FF | FR |
|---------------|-----------|----------|----------|-----------|-----------|------------|------------|----------|----------|----------|----------|
| 2019 | 3 | 0 | 0 | 0 | 0 | 0.0 | 0.0 | 0 | 0 | 0 | 0 |
| 2020 | 5 | 3 | 3 | 5 | 8 | 1.5 | 1.0 | 0 | 0 | 0 | 0 |
| 2021 | 9 | 0 | 4 | 6 | 10 | 1.0 | 1.0 | 0 | 0 | 0 | 0 |
| Career | 17 | 3 | 7 | 11 | 18 | 2.5 | 2.0 | 0 | 0 | 0 | 0 |

Career Highs: Tackles: 4 at Utah State (10/31/20); Tackles For Loss: 1.0 vs. New Mexico State (9/4/21), at Utah State (10/31/20); Sacks: 1.0 vs. New Mexico State (9/4/21).

2021 Highs: Tackles: 3 at San José State (19/15/21), vs. Utah (9/18/21); Tackles For Loss: 1.0 vs. New Mexico State (9/4/21); Sacks: 1.0 vs. New Mexico State (9/4/21).

Neves' Career Game-by-Game (Games Played Only)

| Date | Opponent | GP | GS | UA | A | TT | TFL | Sk. | Int. | PBU | FF | FR |
|---------|-----------------------|----|----|----|---|----|-----|-----|------|-----|----|----|
| S.14.19 | at New Mexico State | 1 | 0 | 0 | 0 | 0 | 0.0 | 0.0 | 0 | 0 | 0 | 0 |
| O.5.19 | at Colorado State* | 1 | 0 | 0 | 0 | 0 | 0.0 | 0.0 | 0 | 0 | 0 | 0 |
| N.21.19 | vs. Central Michigan~ | 1 | 0 | 0 | 0 | 0 | 0.0 | 0.0 | 0 | 0 | 0 | 0 |
| O.24.20 | UNLV* | 1 | 1 | 0 | 0 | 0 | 0.0 | 0.0 | 0 | 0 | 0 | 0 |
| O.31.20 | at Utah State* | 1 | 1 | 2 | 2 | 4 | 1.0 | 0.5 | 0 | 0 | 0 | 0 |
| N.6.20 | San José State* | 1 | 1 | 0 | 1 | 1 | 0.0 | 0.0 | 0 | 0 | 0 | 0 |
| N.14.20 | Hawai'i* | 1 | 0 | 0 | 2 | 2 | 0.5 | 0.5 | 0 | 0 | 0 | 0 |
| N.21.20 | at Nevada* | 1 | 0 | 1 | 0 | 1 | 0.0 | 0.0 | 0 | 0 | 0 | 0 |
| S.4.21 | New Mexico State | 1 | 0 | 2 | 0 | 2 | 1.0 | 1.0 | 0 | 0 | 0 | 0 |
| S.11.21 | at Arizona | 1 | 0 | 0 | 0 | 0 | 0.0 | 0.0 | 0 | 0 | 0 | 0 |
| S.18.21 | Utah | 1 | 0 | 1 | 2 | 3 | 0.0 | 0.0 | 0 | 0 | 0 | 0 |
| S.25.21 | Towson | 1 | 0 | 0 | 0 | 0 | 0.0 | 0.0 | 0 | 0 | 0 | 0 |
| O.9.21 | New Mexico* | 1 | 0 | 0 | 2 | 2 | 0.0 | 0.0 | 0 | 0 | 0 | 0 |
| O.15.21 | at San José State* | 1 | 0 | 1 | 2 | 3 | 0.0 | 0.0 | 0 | 0 | 0 | 0 |
| O.23.21 | at Air Force* | 1 | 0 | 0 | 0 | 0 | 0.0 | 0.0 | 0 | 0 | 0 | 0 |
| O.30.21 | Fresno State* | 1 | 0 | 0 | 0 | 0 | 0.0 | 0.0 | 0 | 0 | 0 | 0 |
| N.6.21 | at Hawai'i* | 1 | 0 | 0 | 0 | 0 | 0.0 | 0.0 | 0 | 0 | 0 | 0 |

*Bold indicates season high. * - Mountain West game. ~ - 2019 New Mexico Bowl (Dreamstyle Stadium; Albuquerque, N.M.).*

#24 SEGUN OLUBI (SUH-goon uh-loo-bee)
Linebacker/Warrior • ^Senior • 6-2 • 220 • Corona, Calif. • Harding Univ.

- **At San Diego State:** Joined the Aztecs after spending the 2019 season at Harding Univ. in Searcy, Ark. ... Started out working with the SDSU DBs, but entered the depth chart as the backup "Will" linebacker to Andrew Aleki ... Came back for another season (COVID) and enters the Nevada game as the starting "Mike" linebacker ... Earned a scholarship on Aug. 25.
- **2021 (^Senior):** Has been named a captain as voted on by his teammates ... Is off to a good start with 31 tackles (17 solo), including two sacks, 3.5 tackles for loss, two forced fumbles and seven quarterback hurries in nine games (six starts) ... Ranks in a tie for fifth in the Mountain West in forced fumbles (2, T-34th in FBS) and tied for eighth in forced fumbles per game (0.22, T-52nd in FBS) ... His two tackles on the punt return unit are tied for the most on the team ... **vs. New Mexico State (Sept. 4)** ... Had a solid opener in his first career start against New Mexico State on Sept. 4, making six tackles (four solo) and two forced fumbles in 47 snaps ... The two forced fumbles are tied for the most in a game in school history and the most in a FBS game this season ... The feat has now happened 14 times in program history ... The six tackles were a career high after entering the game with 15 stops over his first career 15 games ... **at Arizona (Sept. 11)** ... Came up with three tackles (one solo), including a 7-yard sack, and a quarterback hurry in a start at Arizona on Sept. 11, logging 33 snaps ... **vs. Utah (Sept. 18)** ... Had another good game in a start against Utah on Sept. 18, recording a

career-high eight tackles (four solo), a tackle for loss and three quarterback hurries ... Ended up playing 72 of the team's 93 defensive snaps ... **vs. Towson (Sept. 25)** ... Had an assisted tackle in 41 snaps in a start against Towson on Sept. 25 ... **vs. New Mexico (Oct. 9)** ... Had a team-high seven tackles, including a sack and 1.5 tackles for loss, in 33 snaps in a start against New Mexico on Oct. 9 ... **at San José State (Oct. 15)** ... Came up with one assisted tackle and a quarterback hurry in 28 snaps in a start at San José State on Oct. 15 ... **at Air Force (Oct. 23)** ... Made one solo stop in 21 snaps off the bench at Air Force on Oct. 23 ... **vs. Fresno State (Oct. 30)** ... Had one assisted tackle in 40 snaps against Fresno State on Oct. 30 ... **at Hawai'i (Nov. 6)** ... Had three solo tackles and a game-high three quarterback hurries in 35 snaps off the bench at Hawai'i on Nov. 6.

- **2020 (Senior):** Had 15 tackles (five solo), 0.5 tackles for loss, a 71-yard interception returned for a touchdown and two quarterback hurries in seven games off the bench ... **Ranked in a tie for first in the Mountain West in interceptions returned for a touchdown (1, T-6th in FBS) and third in interception yards (71, T-42nd in FBS)** ... Did not play in the opener with UNLV on Oct. 24 ... Came off the bench to record four tackles (one solo) in his first career Division I game at Utah State on Oct. 31 ... Did not record a stat in special teams action against San José State on Nov. 6 ... Played his most extensive snaps of the season off the bench against Hawai'i on Nov. 14 ... Recorded three tackles (one solo) and returned an interception 71 yards for a touchdown ... It was SDSU's first interception returned for a touchdown since Tariq Thompson had one against Northern Illinois on Sept. 30, 2017 ... The score stopped a long Rainbow warrior scoring drive and put the Aztecs up, 28-0 ... The interception was the first of his career ... Tied a career high with four tackles (two solo) off the bench at Nevada on Nov. 21, including 0.5 tackles for loss and a quarterback hurry ... Contributed three tackles (one solo) and added a quarterback hurry at Colorado on Nov. 28 ... Had an assisted stop vs. Colorado State on Dec. 5 ... Did not record a stat in playing time off the bench at No. 14/16 Brigham Young on Dec. 12.
- **At Harding College (2019):** Played in all 12 games at Division II Harding College without making a start ... Recorded 23 tackles (12 solo), including 6.5 tackles for loss and 5.5 sacks ... Also forced a fumble and returned a fumble for 35 yards ... Best game was against Southern Nazarene on Oct. 5 when he recorded six tackles, including two tackles for loss and a 10-yard sack ... Added a pair of sacks in the finale with Northwest Missouri State.
- **At Saddleback College (2018):** Led Saddleback College with 54 tackles in his one season there, including 5.5 tackles for loss, two sacks, a 25-yard interception and a pass breakup.
- **At College of Idaho (2017):** Played his freshman season for NAIA College of Idaho ... Ranked second on the team with 85 tackles (48 solo), while adding 1.5 tackles for loss, 0.5 sacks, 10 pass breakups, a forced fumble and a blocked kick.
- **High School:** Lettered three years at Centennial High School in Corona, Calif. ... Was an all-league selection and a scholar-athlete ... Had 38 tackles as a senior with one interception and one pass breakup in eight games, according to MaxPreps ... Set numerous records on the track ... Also was a scholar-athlete.
- **Personal:** Oluwasegun Olubi was born Nov. 1, 1999, in Philadelphia ... Son of Yemisi Olubi ... Is majoring in economics.

Olubi's Career Statistics (Division I stats only)

| Season | GP | GS | UA | A | TT | TFL | Sk. | Int. | PBU | FF | FR |
|---------------|-----------|----------|-----------|-----------|-----------|------------|------------|----------|----------|----------|----------|
| 2020 | 7 | 0 | 5 | 10 | 15 | 0.5 | 0.0 | 1 | 0 | 0 | 0 |
| 2021 | 9 | 6 | 17 | 14 | 31 | 3.5 | 2.0 | 0 | 0 | 2 | 0 |
| Career | 16 | 6 | 22 | 24 | 46 | 4.0 | 2.0 | 1 | 0 | 2 | 0 |

Career Highs: Tackles: 8 vs. Utah (9/18/21); Tackles For Loss: 1.5 vs. New Mexico (10/9/21); Sacks: 1.0 vs. New Mexico (10/9/21), at Arizona (9/11/21); Interceptions: 1 vs. Hawai'i (11/14/20); Forced Fumbles: 2 vs. New Mexico State (9/4/21); Defensive Touchdowns: 1 vs. Hawai'i (11/14/20).

2021 Highs: Tackles: 8 vs. Utah (9/18/21); Tackles For Loss: 1.5 vs. New Mexico (10/9/21); Sacks: 1.0 vs. New Mexico (10/9/21), at Arizona (9/11/21); Forced Fumbles: 2 vs. New Mexico State (9/4/21).

Olubi's Career Game-by-Game (Division I stats only)

| Date | Opponent | GP | GS | UA | A | TT | TFL | Sk. | Int. | PBU | FF | FR |
|----------------------|-----------------|----|----|----|---|----|-----|-----|------|-----|----|----|
| 0.24.20 | UNLV* | | | | | | | | | | | |
| --- Did Not Play --- | | | | | | | | | | | | |
| 0.31.20 | at Utah State* | 1 | 0 | 2 | 2 | 4 | 0.0 | 0.0 | 0 | 0 | 0 | 0 |
| N.6.20 | San José State* | 1 | 0 | 0 | 0 | 0 | 0.0 | 0.0 | 0 | 0 | 0 | 0 |
| N.14.20 | Hawai'i* | 1 | 0 | 1 | 2 | 3 | 0.0 | 0.0 | 1 | 0 | 0 | 0 |
| N.21.20 | at Nevada* | 1 | 0 | 2 | 2 | 4 | 0.5 | 0.0 | 0 | 0 | 0 | 0 |
| N.28.20 | at Colorado | 1 | 0 | 1 | 2 | 3 | 0.0 | 0.0 | 0 | 0 | 0 | 0 |
| D.5.20 | Colorado State* | 1 | 0 | 0 | 1 | 1 | 0.0 | 0.0 | 0 | 0 | 0 | 0 |

| Date | Opponent | GP | GS | UA | A | TT | TFL | Sk. | Int. | PBU | FF | FR |
|---------|----------------------------|----|----|----|---|----|-----|-----|------|-----|----|----|
| D.12.20 | at No. 14/16 Brigham Young | 1 | 0 | 0 | 0 | 0 | 0.0 | 0.0 | 0 | 0 | 0 | 0 |
| S.4.21 | New Mexico State | 1 | 1 | 4 | 2 | 6 | 0.0 | 0.0 | 0 | 0 | 2 | 0 |
| S.11.21 | at Arizona | 1 | 1 | 1 | 2 | 3 | 1.0 | 1.0 | 0 | 0 | 0 | 0 |
| S.18.21 | Utah | 1 | 1 | 4 | 4 | 8 | 1.0 | 0.0 | 0 | 0 | 0 | 0 |
| S.25.21 | Towson | 1 | 1 | 0 | 1 | 1 | 0.0 | 0.0 | 0 | 0 | 0 | 0 |
| 0.9.21 | New Mexico* | 1 | 1 | 4 | 3 | 7 | 1.5 | 1.0 | 0 | 0 | 0 | 0 |
| 0.15.21 | at San José State* | 1 | 1 | 0 | 1 | 1 | 0.0 | 0.0 | 0 | 0 | 0 | 0 |
| 0.23.21 | at Air Force* | 1 | 0 | 1 | 0 | 1 | 0.0 | 0.0 | 0 | 0 | 0 | 0 |
| 0.30.21 | Fresno State* | 1 | 0 | 0 | 1 | 1 | 0.0 | 0.0 | 0 | 0 | 0 | 0 |
| N.6.21 | at Hawai'i* | 1 | 0 | 3 | 0 | 3 | 0.0 | 0.0 | 0 | 0 | 0 | 0 |

*Bold indicates season high. * - Mountain West game.*

#11 BRIONNE PENNY

Wide Receiver • Sophomore • 6-3 • 190 • Norwalk, Calif. • Norbonne HS

- **At San Diego State:** Young, athlete who continues to learn the receiving position ... Can also return kicks and punts ... Enters 2021 third on the depth chart at 'X' receiver ... **Older brother, Rashaad, set an Aztec program record with 2,248 rushing yards and 2,974 all-purpose yards in 2017, both which were the fifth most in NCAA FBS history, and was drafted in the first round of the 2018 NFL Draft by the Seattle Seahawks.**
- **2021 (Sophomore):** Has played in five of the team's nine games on the season ... Has five catches for 61 yards (12.2 avg.) with a long of 20 ... **vs. New Mexico State (Sept. 4)** ... Made his collegiate debut late against New Mexico State on Sept. 4 without making a catch ... **at Arizona (Sept. 11)** ... Played another 15 snaps at Arizona on Sept. 11 but did not record a stat ... **vs. Utah (Sept. 18)** ... Did not play against Utah on Sept. 18 ... **vs. Towson (Sept. 25)** ... Logged his first career four catches for 55 yards (13.8 avg.) with a long of 20 yards against Towson on Sept. 25 ... Ended up playing in a career-high 26 snaps ... The four receptions and 55 yards each led the team ... **vs. New Mexico (Oct. 9)** ... Did not record a stat in 10 offensive snaps late vs. New Mexico on Oct. 9 ... Did not play at San José State on Oct. 15 or against Air Force on Oct. 23 ... **vs. Fresno State (Oct. 30)** ... Played 12 snaps late against Fresno State on Oct. 30, making a 6-yard catch ... **at Hawai'i (Nov. 6)** ... Did not play at Hawai'i on Nov. 6.
- **2020 (Freshman):** Did not play or travel in the 2020 season.
- **2019 (Redshirt):** Redshirted his first season at SDSU.
- **High School:** Played his senior season at Norbonne High School and his sophomore and junior seasons at Norwalk High ... Totaled 29 career touchdowns in 28 games (according to MaxPreps), including 24 rushing scores, two kick return touchdowns, and one apiece via receiving, punt return and interception ... A consensus three-star prospect by ESPN, Rivals and 247sports ... Received an 85 grade from 247sports and a 73 by ESPN.
- **Personal:** Oldest brother, Elijah, led Idaho in rushing in his two seasons at Idaho (2014-15) and now plays for the New York Giants ... Picked San Diego State over offers from Utah State, New Mexico and San José State ... Is majoring in business administration with an emphasis in marketing.

Penny's Career Statistics

Receiving

| Season | GP | GS | Rec. | Yds. | Avg. | Long | TD |
|---------------|----------|----------|----------|-----------|-------------|-----------|----------|
| 2021 | 5 | 0 | 5 | 61 | 12.2 | 20 | 0 |
| Career | 5 | 0 | 5 | 61 | 12.2 | 20 | 0 |

Career/2021 Highs: Receptions: 4 vs. Towson (9/25/21); Receiving Yards: 55 vs. Towson (9/25/21); Long Reception: 20 vs. Towson (9/25/21).

Penny's Career Game-by-Game (Game Stats Only)

Receiving

| Date | Opponent | GP | GS | No. | Yds. | Avg. | Lg. | TD | TD Lengths |
|---------|---------------|----|----|-----|------|------|-----|----|------------|
| S.25.21 | Towson | 1 | 0 | 4 | 55 | 13.8 | 20 | 0 | |
| 0.30.21 | Fresno State* | 1 | 0 | 1 | 6 | 6.0 | 6 | 0 | |

*Bold indicates season high. * - Mountain West game.*

#13 ISAIAH RICHARDSON

Wide Receiver • Senior • 6-1 • 200 • Palmdale, Calif. • Chaminade Prep

- **At San Diego State:** Speedy, athletic receiver who is not afraid of contact ... Burst onto the scene with three catches for 58 yards in his first career game against Ohio in the 2018 DXL Frisco Bowl ... Enters the Nevada game as the backup 'Z' receiver ... Also plays on special teams.
- **2021 (Senior):** Has played in seven of the team's nine games, making four catches for 52 yards (13.0 avg.) with a long of 24 yards ... **vs. New Mexico State (Sept. 4)** ... Logged nine snaps in the opener against New Mexico State on Sept. 4 without making the stat sheet ... **at Arizona (Sept. 11)** ... Played 21 statless snaps at Arizona on Sept. 11 ... **vs. Utah (Sept. 18)** ... Did not play vs. Utah on Sept. 18 ... **vs. Towson (Sept. 25)** ... Made his first three catches for the season for 28 yards (9.3 avg.) with a long of 20 yards in 37 offensive snaps off the bench against Towson on Sept. 25 ... The three receptions tied a career high (third time he's had three catches in a game) ... **vs. New Mexico (Oct. 9)** ... Did not make the stat sheet in 12 snaps off the bench vs. New Mexico on Oct. 9 ... **at San José State (Oct. 15)** ... Came up with a 24-yard catch in 11 offensive snaps off the bench at San José State on Oct. 15 ... **at Air Force (Oct. 23)** ... Played four snaps at Air Force on Oct. 23 ... **vs. Fresno State (Oct. 30)** ... Logged 10 snaps vs. Fresno State on Oct. 30 ... **at Hawai'i (Nov. 7)** ... Did not play at Hawai'i on Nov. 7.
- **2020 (Junior):** Played in the team's eight games off the bench ... Had four catches for 43 yards (10.8 avg.) with a long of 21 yards ... Played in the opener vs. UNLV on Oct. 24, registering a 21-yard catch ... Came up with two receptions for 10 yards (5.0 avg.) at Utah State in reserve role with a long of nine yards ... Did not make a catch in offensive snaps against San José State on Nov. 6, vs. Hawai'i on Nov. 14, at Nevada on Nov. 21, at Colorado on Nov. 28 or vs. Colorado State on Dec. 5 ... Had a 12-yard catch off the bench at No. 14/16 Brigham Young.
- **2019 (Sophomore):** Played in all 13 games in a reserve role ... Had nine catches for 119 yards (13.2 avg.) with a 49-yard touchdown ... Played statless offensive snaps vs. Weber State, UCLA and New Mexico State ... Had a productive game in just 12 snaps vs. Utah State, making three catches for a career-high 65 yards (21.7 avg.) with a 49-yard touchdown ... The touchdown was the first of his career, while the three receptions tied a career best ... The 49-yard catch from Ryan Agnew was then SDSU's longest passing play this season ... The touchdown brought the Aztecs to within six points at 23-17 late in the fourth quarter ... Made a 5-yard grab in 11 snaps at Colorado State ... Did not make a catch in 16 snaps against Wyoming ... Caught an 8-yard pass at San José State in 16 snaps, which went for a first down ... Logged 19 statless snaps at UNLV ... Made a 11-yard grab in 14 snaps vs. Nevada ... Had two catches for 17 yards (8.5 avg.) in 31 snaps against Fresno State with a long of nine yards ... Had a 13-yard reception in six snaps off the bench at Hawai'i ... Logged four statless snaps against Brigham Young ... Played 16 snaps vs. Central Michigan in the New Mexico Bowl without finding the stat sheet.
- **2018 (Freshman):** Made the most out of his one appearance, making three catches for 58 yards (19.3 avg.) with a long of 30 yards ... Did not play the first 12 games of the season, but was on the travel squad for games vs. Air Force, San José State, Fresno State and Hawai'i ... Made his first career appearance against Ohio in the DXL Frisco Bowl, making three catches for 58 yards (19.3 avg.) with a long of 30 yards in just nine snaps.
- **2017 (Redshirt):** Redshirted his first year at San Diego State.
- **High School:** Earned three varsity letters at Chaminade College Preparatory School in West Hills, Calif. ... Caught 23 passes for 259 yards and one touchdown during his junior season ... Earned second-team all-Mission League honors ... Was listed as a three-star recruit by ESPN and Scout, and a two-star recruit by Rivals and 247sports ... Received a grade of 79 by 247sports and a 71 by ESPN ... Ranked 27th among wide receiver prospects in the state of California and 39th in the West by Scout ... Also competed in basketball and track and field as a prep.
- **Personal:** Michael Isaiah Richardson was born May 23, 1999, in San Diego, Calif. ... Son of Michael and Evette Richardson ... Drew interest from Washington, Colorado, Oregon State, Fresno State and San José State during the recruiting process ... Is majoring in interdisciplinary studies.

Richardson's Career Statistics

Receiving

| Season | GP | GS | Rec. | Yds. | Avg. | Long | TD |
|---------------|-----------|----------|-----------|------------|-------------|-----------|----------|
| 2018 | 1 | 0 | 3 | 58 | 19.3 | 30 | 0 |
| 2019 | 13 | 0 | 9 | 119 | 13.2 | 49 | 1 |
| 2020 | 8 | 0 | 4 | 43 | 10.8 | 21 | 0 |
| 2021 | 7 | 0 | 4 | 52 | 13.0 | 24 | 0 |
| Career | 28 | 0 | 20 | 272 | 13.6 | 49 | 1 |

Career Highs: Receptions: 3 vs. Towson (9/25/21), Utah State (9/21/19), vs. Ohio (12/19/18); Receiving Yards: 65 vs. Utah State (9/21/19); Receiving Touchdowns: 1 vs. Utah

State (9/21/19); Long Reception: 49 vs. Utah State (9/21/19).

2021 Highs: Receptions: 3 vs. Towson (9/25/21); Receiving Yards: 28 vs. Towson (9/25/21); Long Reception: 24 at San José State (10/15/21).

Richardson's Career Game-by-Game (Games Stats Only)

Receiving

| Date | Opponent | GP | GS | No. | Yds. | Avg. | Lg. | TD | TD Lengths |
|---------|----------------------------|----|----|-----|------|------|-----|----|------------|
| D.19.18 | vs. Ohio# | 1 | 0 | 3 | 58 | 19.3 | 30 | 0 | |
| S.21.19 | Utah State* | 1 | 0 | 3 | 65 | 21.7 | 49 | 1 | 49 |
| O.5.19 | at Colorado State* | 1 | 0 | 1 | 5 | 5.0 | 5 | 0 | |
| O.19.19 | at San José State* | 1 | 0 | 1 | 8 | 8.0 | 8 | 0 | |
| N.9.19 | Nevada* | 1 | 0 | 1 | 11 | 11.0 | 11 | 0 | |
| N.15.19 | Fresno State* | 1 | 0 | 2 | 17 | 8.5 | 9 | 0 | |
| N.23.19 | at Hawai'i* | 1 | 0 | 1 | 13 | 13.0 | 13 | 0 | |
| O.24.20 | UNLV* | 1 | 0 | 1 | 21 | 21.0 | 21 | 0 | |
| O.31.20 | at Utah State* | 1 | 0 | 2 | 10 | 5.0 | 9 | 0 | |
| D.12.20 | at No. 14/16 Brigham Young | 1 | 0 | 1 | 12 | 12.0 | 12 | 0 | |
| S.25.21 | Towson | 1 | 1 | 3 | 28 | 9.3 | 20 | 0 | |
| O.15.21 | at San José State* | 1 | 1 | 1 | 24 | 24.0 | 24 | 0 | |

*Bold indicates season high. * - Mountain West game. # - 2018 DXL Frisco Bowl (Toyota Stadium; Frisco, Texas). ~ - 2019 New Mexico Bowl (Dreamstyle Stadium; Albuquerque, N.M.).*

#82 JAY RUDOLPH

Tight End • Sophomore • 6-4 • 235 • Scottsdale, Ariz. • Horizon HS

- **At San Diego State:** Young, smart tight end who played in seven of the team's eight games last year on special teams ... Good blocker with excellent hands ... Enters the season as the projected starting 'H' tight end.
- **2021 (Sophomore):** Has played in the team's nine games with four starts, making a 2-yard touchdown catch ... **vs. New Mexico State (Sept. 4)** ... Logged 27 statless snaps in the opener against New Mexico State on Sept. 4 ... **at Arizona (Sept. 11)** ... Played 38 snaps without recording a stat at Arizona on Sept. 11 ... **vs. Utah (Sept. 18)** ... Caught a 2-yard touchdown pass off the bench against Utah on Sept. 18 ... The catch and touchdown were both the first of his career and put the Aztecs in the lead, 31-24, in the first overtime ... Played in 37 snaps in the win ... **vs. Towson (Sept. 25)** ... Played 27 statless snaps off the bench against Towson on Sept. 25 ... **vs. New Mexico (Oct. 9)** ... Earned his first career start against New Mexico on Oct. 9, playing 46 offensive snaps ... **at San José State (Oct. 15)** ... Started again at San José State on Oct. 15, playing 36 statless snaps ... **at Air Force (Oct. 23)** ... Started for a third straight game at Air Force on Oct. 23 without recording a stat ... **vs. Fresno State (Oct. 30)** ... Played seven statless snaps against Fresno State on Oct. 30 ... **at Hawai'i (Nov. 6)** ... Did not record a stat in a start and 20 offensive snaps at Hawai'i on Nov. 6.
- **2020 (True Freshman):** Played in seven of the team's eight games as a true freshman, all on special teams ... Was on the travel roster for the opener against UNLV on Oct. 24 but did not play ... Made his collegiate debut on special teams the following week at Utah State on Oct. 31 ... Then played in each of the final six games of the season.
- **High School:** Prepped at Horizon High School in Scottsdale, Ariz. ... Made the all-state second team as a senior, when he captained the Huskies to a 9-2 record, a league title at 6-0 and an appearance in the state championship game ... Also made all-region and all-league ... According to MaxPreps, totaled 88 catches for 1,453 yards (16.5 avg.) with 15 touchdowns over the past two years, including 57 receptions for 903 yards and seven touchdowns in 2019 ... Was a three-star recruit by 247sports and ESPN, and a two-star recruit by Rivals ... Received a scout grade of 82 by 247sports and 72 by ESPN.

Rudolph's Career Statistics

Receiving

| Season | GP | GS | Rec. | Yds. | Avg. | Long | TD |
|---------------|-----------|----------|----------|----------|------------|----------|----------|
| 2020 | 7 | 0 | 0 | 0 | 0.0 | 0 | 0 |
| 2021 | 9 | 4 | 1 | 2 | 2.0 | 2 | 1 |
| Career | 16 | 4 | 1 | 2 | 2.0 | 2 | 1 |

Career/2021 Highs: Receptions: 1 vs. Utah (9/18/21); Receiving Yards: 2 vs. Utah (9/18/21); Receiving Touchdowns: 1 vs. Utah State (9/21/19); Long Reception: 2 vs. Utah (9/18/21).

Rudolph's Career Game-by-Game (Games Stats Only)**Receiving**

| Date | Opponent | GP | GS | No. | Yds. | Avg. | Lg. | TD | TD Lengths |
|---------|----------|----|----|-----|------|------|-----|----|------------|
| S.18.21 | Utah | 1 | 0 | 1 | 2 | 2.0 | 2 | 1 | 2 |

*Bold indicates season high. * - Mountain West game. # - 2018 DXL Frisco Bowl (Toyota Stadium; Frisco, Texas). ~ - 2019 New Mexico Bowl (Dreamstyle Stadium; Albuquerque, N.M.).*

#20 RASHAD SCOTT**Boundary Warrior • Senior • 6-2 • 195 • San Diego, Calif. • Helix HS**

- **At San Diego State:** Smart player who logged time on special teams as a true freshman in 2018 ... Has battled various injuries so far throughout his career ... After the 2019 spring was second on the depth chart at the signature 'Aztec' position in SDSU's 3-3-5 defense, but suffered an offseason injury and came back midseason ... Is listed as the backup field warrior to Trenton Thompson.
- **2021 (Senior):** Has not played in a game this season, but was on the travel squad for recent games, including Oct. 9 against New Mexico, Oct. 15 at San José State and Nov. 6 at Hawai'i.
- **2020 (Junior):** Played in five games, recording two solo tackles and an interception ... Played statless time against UNLV on Oct. 24 ... Logged time late at Utah State on Oct. 31, making a solo tackle and coming up with the first interception of his career, returning it 17 yards ... Did not record a stat on special teams vs. San José State on Nov. 6 ... Registered a solo tackle against Hawai'i on Nov. 14 ... Played on special teams at Nevada on Nov. 21 but left the game with an injury ... Did not travel for the Colorado game on Nov. 28 because of the injury suffered the previous game at Nevada on Nov. 28 ... Also did not play vs. Colorado State on Dec. 5 or at No. 14/16 Brigham Young on Dec. 12.
- **2019 (Sophomore):** Played in seven games on the season, missing the first four with an offseason injury and two others with other injuries ... Had two tackles (one solo) and a fumble recovery ... Missed the games with Weber State, UCLA, New Mexico State and Utah State ... Returned to play on special teams at Colorado State ... Came up with a solo tackle and a fumble recovery on an Aztec punt against Wyoming ... The fumble recovery was the first of his career ... Did not travel for the San José State game ... Returned to play at UNLV, making an assisted tackle in his first career two defensive snaps ... Played one defensive snap and on special teams against Nevada ... Played on special teams without recording a stat vs. Fresno State, at Hawai'i and against Brigham Young ... Did not play vs. Central Michigan in the New Mexico Bowl after suffering a leg injury during bowl week.
- **2018 (True Freshman):** Played in the final 11 games of the season as a true freshman, making one tackle on special teams ... Was on the travel squad for all 13 games ... Did not play at No. 13/13 Stanford or against Sacramento State ... Made his debut on special teams vs. No. 23/25 Arizona State and played the final 10 after the ASU game ... Lone tackle was a solo stop at Fresno State.
- **High School:** Lettered three years at nearby Helix High School in La Mesa, Calif. ... Helped the Highlanders to a 34-7 (.829) record over the three years, including a state championship appearance and 13-2 record in 2017 ... Had eight interceptions and 11 pass deflections in 2017 on defense ... A three-star recruit as an athlete by Rivals and a three-star recruit at wide receiver by 247sports.
- **Personal:** Rashad Dewayne Scott was born Nov. 8, 2000, in San Diego ... Son of Rickey and Caroline Scott ... According to Rivals, chose the Aztecs over other offers from Fresno State, Brigham Young, Wyoming, Utah State, UNLV, Hawai'i and San José State ... Is a social science major.

Scott's Career Statistics

| Season | GP | GS | UA | A | TT | TFL | Sk | Int. | PBU | FF | FR |
|---------------|-----------|----------|----------|----------|----------|------------|------------|----------|----------|----------|----------|
| 2018 | 11 | 0 | 1 | 0 | 1 | 0.0 | 0.0 | 0 | 0 | 0 | 0 |
| 2019 | 7 | 0 | 1 | 1 | 2 | 0.0 | 0.0 | 0 | 0 | 0 | 1 |
| 2020 | 5 | 0 | 2 | 0 | 2 | 0.0 | 0.0 | 1 | 0 | 0 | 0 |
| Career | 22 | 0 | 4 | 1 | 5 | 0.0 | 0.0 | 1 | 0 | 0 | 1 |

Career Highs: Tackles: 1, five times; Interceptions: 1 at Utah State (10/31/20); Fumble Recoveries: 1 vs. Wyoming (10/12/19).

2021 Highs:

Scott's Career Game-by-Game (Stats Only)

| Date | Opponent | GP | GS | UA | A | TT | TFL | Sk. | Int. | PBU | FF | FR |
|---------|-----------------|----|----|----|---|----|-----|-----|------|-----|----|----|
| N.17.18 | at Fresno State | 1 | 0 | 1 | 0 | 1 | 0.0 | 0.0 | 0 | 0 | 0 | 0 |

| | | | | | | | | | | | | |
|---------|----------------|---|---|---|---|---|-----|-----|---|---|---|---|
| 0.12.19 | Wyoming* | 1 | 0 | 1 | 0 | 1 | 0.0 | 0.0 | 0 | 0 | 0 | 1 |
| 0.26.19 | at UNLV* | 1 | 0 | 0 | 1 | 1 | 0.0 | 0.0 | 0 | 0 | 0 | 0 |
| 0.31.20 | at Utah State* | 1 | 0 | 1 | 0 | 1 | 0.0 | 0.0 | 1 | 0 | 0 | 0 |
| N.14.20 | Hawai'i* | 1 | 0 | 1 | 0 | 1 | 0.0 | 0.0 | 0 | 0 | 0 | 0 |

*Bold indicates season high. * - Mountain West game.*

#14 TYRELL SHAVERS**Wide Receiver • Junior • 6-6 • 210 • Lewisville, Texas • Mississippi State**

- **At San Diego State:** Tall, athletic wide receiver, who comes to The Mesa with four seasons of SEC experience, including 2020 at Mississippi State, and 2017-19 at Alabama ... Has two years of eligibility remaining ... Enters the weekend atop the depth chart at the 'Z' receiver ... Also is an excellent special teams player ... Ranks in a tie for fourth in program history in blocked kicks (2).
- **2021 (Junior):** Has been named "SDSU's top incoming transfer" by Lindy's Sports ... Has played in all nine games with four starts ... Has 11 catches for 142 yards (12.9 avg.) and a touchdown on offense ... Has been even better on special teams, logging two punt blocks and recovering another for a touchdowns as well ... Is tied for the FBS lead in blocked kicks (2) and is tied for fourth in punt return touchdowns (1, T-1st in MW) ... His two blocked kicks this season are one off tying a school single-season record (Brad Burton, three in 1989) ... vs. New Mexico State (Sept. 4) ... Made his Aztec debut in the opener against New Mexico State, playing 19 statless snaps ... at Arizona (Sept. 11) ... Saw action in 29 offensive snaps at Arizona on Sept. 11 with did not make a catch ... Gave San Diego State a 21-0 lead in the first quarter when he recovered a punt blocked by Kaegun Williams and returned it 27 yards for a touchdown ... It was his third career touchdown and second via returning a blocked punt (also Sept. 26, 2020 at No. 6/5 LSU while with Alabama) ... vs. Utah (Sept. 18) ... Had a 10-yard catch, his first as an Aztec, in 28 snaps against Utah on Sept. 18 ... Also blocked a punt, SDSU's second straight game with a blocked punt ... vs. Towson (Sept. 25) ... Earned his first start as an Aztec (second of his career) against Towson on Sept. 25, where he made a 9-yard catch ... Also blocked a punt (second straight game with one), which was returned for a touchdown by Trenton Thompson and gave SDSU a 28-14 lead in the third quarter ... The touchdown proved to be the game-winning score ... vs. New Mexico (Oct. 9) ... Had two catches for a team-high 39 yards (19.5 avg.) with a long of 23 in a start and 51 snaps vs. New Mexico on Oct. 9 ... at San José State (Oct. 15) ... Earned another start at San José State on Oct. 15 where he made an 11-yard catch in 50 snaps ... at Air Force (Oct. 23) ... Came off the bench to play 26 snaps at Air Force on Oct. 23, making a 6-yard catch ... vs. Fresno State (Oct. 30) ... Had two receptions for 39 yards (19.5 avg.) and a touchdown in 50 offensive snaps in a reserve role against Fresno State on Oct. 30 ... Caught his first touchdown pass as an Aztec, which was for 19 yards and put the Aztecs on the scoreboard ... Now has two career touchdown catches (also at No. 6/5 LSU on Sept. 26, 2020 while playing for Mississippi State) ... at Hawai'i (Nov. 6) ... Started at Hawai'i on Nov. 6, where he had three catches for 28 yards (9.3 avg.) with a long of 11 yards ... Ended up playing 43 of the team's 62 offensive snaps.
- **At Mississippi State:** Played four games last year with the Bulldogs with one start, making nine catches for 107 yards and a touchdown ... Best game came in MSU's opener against defending national champion and sixth-ranked LSU on Sept. 26 when he had two catches for 68 yards in a start, including a 31-yard touchdown.
- **At Alabama:** Spent three seasons at Alabama, where he played in all 28 games after red-shirting the 2017 campaign ... Logged time in 13 games as a sophomore, making one catch for 20 yards and adding a 14-yard rush ... Also recovered a blocked punt against Texas A&M near the Aggies' goal line, taking the ball across the plane for a 2-yard touchdown ... Played all 15 games as a freshman in 2018 for a team that lost to Clemson in the College Football Playoff National Championship after starting the season off with a 14-0 record ... Arrived in January 2017 as an early enrollee and participated in spring drills ... Also played baseball at Alabama during the 2019 season but did not get into a game.
- **High School:** Was one of the elite wide receiver prospects in the 2017 class out of Lewisville High School in Lewisville, Texas ... Was a unanimous four-star recruit ... Was ranked 70th in the Top247 while being listed as the No. 12 wide receiver and ninth-best player overall in the state of Texas ... The 247Composite listed Shavers as the No. 88 player overall, the No. 12 receiver and No. 11 player in Texas ... Scout seeded him at No. 83 in the Scout300, the No. 3 receiver in the Midland region and 13th nationally ... Also was ranked No. 133 in the ESPN300, the No. 19 wide receiver, No. 22 in the state of Texas and No. 24 in the Midland region ... Tabled by Rivals as the No. 152 player in the Rivals250, the No. 24 wideout and No. 21 player in the state ... Member of the PrepStar Top 150 Dream Team at No. 107 ... Participated in

Nike's 2016 "The Opening" ... Was a Texas District 5-6A All-District selection in both 2015 and 2016 ... Caught 27 passes for 397 yards and seven touchdowns as a senior in 2016 ... Finished with 37 catches for 803 yards and 13 touchdowns as a junior in 2015.

- **Personal:** Tyrell Lamar Shavers was born Aug 18, 1999, in Lewisville, Texas ... Son of Tyrone and Yolanda Shavers ... Chose Alabama out of high school over offers from LSU, Georgia, Texas, Texas A&M, Michigan, Oklahoma State, Auburn, Florida State, Mississippi State, Missouri, Ole Miss, Miami (Fla.), Stanford, Colorado, Arizona State, Iowa, Texas Tech, Arkansas, Iowa State, SMU and Louisiana ... Is working on a master's degree in homeland security and conflict resolution.

Shavers' Career Statistics

| Receiving | | | | | | | |
|---------------|-----------|----------|-----------|------------|-------------|-----------|----------|
| Season | GP | GS | Rec. | Yds. | Avg. | Long | TD |
| 2018* | 15 | 0 | 0 | 0 | 0.0 | 0 | 0 |
| 2019* | 13 | 0 | 1 | 20 | 20.0 | 20 | 0 |
| 2020^ | 4 | 1 | 9 | 107 | 11.9 | 37 | 1 |
| 2021 | 9 | 4 | 11 | 142 | 12.9 | 23 | 1 |
| Career | 41 | 5 | 21 | 269 | 12.8 | 37 | 2 |

Career Highs: Receptions: 4 at Kentucky (10/10/20); Receiving Yards: 68 at No. 6/5 LSU (9/26/20); Receiving Touchdowns: 1 vs. Fresno State (10/30/21), at No. 6/5 LSU (9/26/20); Long Reception: 37 at No. 6/5 LSU (9/26/20); Carries: 1 vs. Western Carolina (11/23/19); Rushing Yards: 14 vs. Western Carolina (11/23/19); Long Rush: 14 vs. Western Carolina (11/23/19); All-Purpose Yards: 68 at No. 6/5 LSU (9/26/20); Total Touchdowns: 1, four times; Tackles: 1 at No. 11/11 Texas A&M (10/17/20); Blocked Punts: 1 vs. Towson (9/25/21), Utah (9/18/21).

2021 Highs: Receptions: 3 at Hawai'i (11/6/21); Receiving Yards: 39 vs. New Mexico (10/9/21); Long Reception: 23 vs. New Mexico (10/9/21); Total Touchdowns: 1 vs. Fresno State (10/30/21), at Arizona (9/11/21); Blocked Punts: 1 vs. Towson (9/25/21), Utah (9/18/21).

Shavers' Career Game-by-Game (Receiving Stats and SDSU Games Only)

| Receiving | | | | | | | | | |
|-----------|--------------------|----|----|-----|-----------|-------------|-----------|----------|------------|
| Date | Opponent | GP | GS | No. | Yds. | Avg. | Lg. | TD | TD Lengths |
| N.23.19 | Western Carolina | 1 | 0 | 1 | 20 | 20.0 | 20 | 0 | |
| S.26.20 | at No. 6/6 LSUS | 1 | 1 | 2 | 68 | 34.0 | 20 | 1 | 31 |
| O.3.20 | ArkansasS | 1 | 0 | 3 | 21 | 7.0 | 11 | 0 | |
| O.10.20 | at KentuckyS | 1 | 0 | 4 | 18 | 4.5 | 6 | 0 | |
| S.4.21 | New Mexico State | 1 | 0 | 0 | 0 | 0.0 | 0 | 0 | |
| S.11.21 | at Arizona | 1 | 0 | 0 | 0 | 0.0 | 0 | 0 | |
| S.18.21 | Utah | 1 | 0 | 1 | 10 | 10.0 | 10 | 0 | |
| S.25.21 | Towson | 1 | 1 | 1 | 9 | 9.0 | 9 | 0 | |
| O.9.21 | New Mexico* | 1 | 1 | 2 | 39 | 19.5 | 23 | 0 | |
| O.15.21 | at San José State* | 1 | 1 | 1 | 11 | 11.0 | 11 | 0 | |
| O.23.21 | at Air Force* | 1 | 0 | 1 | 6 | 6.0 | 6 | 0 | |
| O.30.21 | Fresno State* | 1 | 0 | 2 | 39 | 19.5 | 20 | 1 | 19 |
| N.6.21 | at Hawai'i* | 1 | 1 | 3 | 28 | 9.3 | 11 | 0 | |

*Bold indicates season high. * - Mountain West game. S - SEC game.*

#83 MEKHI SHAW

(mah-KYE)

WR • RS-Freshman • 5-10 • 170 • San Diego, Calif. • Scripps Ranch HS

- **At San Diego State:** Came to the Aztecs in the fall 2020, working with the cornerbacks ... Is a walk-on ... Made the move to wide receiver in the spring campaign ... Entered the season fourth on the depth chart at the 'H' receiver position, but has gradually gained more playing time as the season as worn on ... Also can return punts.
- **2021 (Freshman):** Has played in all nine games on the season with one start ... Has four catches for 42 yards (10.5 avg.) with a long of 15 yards ... **vs. New Mexico State (Sept. 4)** ... Logged his first career snaps (3) off the bench against New Mexico State on Sept. 4 without recording a stat ... **at Arizona (Sept. 11)** ... Played another two snaps at Arizona on Sept. 11 ... **vs. Utah (Sept. 18)** ... Played six statless snaps against Utah on Sept. 18 ... **vs. Towson (Sept. 25)** ... Earned his first career start against Towson on Sept. 25, making his first two catches for 21 yards (10.5 avg.) with a long of 15 yards ... Ended up playing 21 snaps ... Also was back to return punts late with Jordan Byrd nursing an injury ... **vs. New Mexico (Oct. 9)** ... Did not make a catch in 11 snaps off the bench against New Mexico on Oct. 9 ... **at San José State (Oct. 15)** ... Logged special teams snaps without recording a

stat at San José State on Oct. 15 ... **at Air Force (Oct. 23)** ... Played two offensive snaps at Air Force on Oct. 23 ... **vs. Fresno State (Oct. 30)** ... Made two catches for 21 yards (10.5 avg.) with a long of 15 yards in 16 offensive snaps against Fresno State on Oct. 30 ... **at Hawai'i (Nov. 6)** ... Played on special teams at Hawai'i on Nov. 6.

- **2020 (Redshirt):** Redshirted his first season with the Aztecs while working with the cornerbacks.
- **High School:** Earned two letters at Scripps Ranch High School in San Diego ... Led the Falcons to a 12-1 record as a senior and a league title ... SRHS won its first 12 games in 2019 before falling to La Jolla HS in the San Diego Section CIF Championship ... Was a two-time all-league selection ... According to MaxPreps, totaled 20 catches for 305 yards (15.3 avg.) and three touchdowns in 2019, while making 40 tackles (24 solo) on defense with an interception and a fumble recovery ... Also played on the school's basketball team ... Was a scholar-athlete and made the all-academic team.
- **Personal:** Mekhi Shaw was born Sept. 4, 2002, in San Diego ... Son of Mike and Adria Shaw ... Also was recruited by Nevada ... Is majoring in biology.

Shaw's Career Statistics

| Receiving | | | | | | | |
|---------------|----------|----------|----------|-----------|-------------|-----------|----------|
| Season | GP | GS | Rec. | Yds. | Avg. | Long | TD |
| 2021 | 9 | 0 | 4 | 42 | 10.5 | 15 | 0 |
| Career | 9 | 0 | 4 | 42 | 10.5 | 15 | 0 |

Career/2021 Highs: Receptions: 2 vs. Fresno State (10/30/21), vs. Towson (9/25/21); Receiving Yards: 21 vs. Fresno State (10/30/21), vs. Towson (9/25/21); Long Reception: 15 vs. Fresno State (10/30/21), vs. Towson (9/25/21).

Shaw's Career Game-by-Game (Game Stats Only)

| Receiving | | | | | | | | | |
|-----------|---------------|----|----|-----|-----------|-------------|-----------|----|------------|
| Date | Opponent | GP | GS | No. | Yds. | Avg. | Lg. | TD | TD Lengths |
| S.25.21 | Towson | 1 | 1 | 2 | 21 | 10.5 | 15 | 0 | |
| O.31.21 | Fresno State* | 1 | 0 | 2 | 21 | 10.5 | 15 | 0 | |

*Bold indicates season high. * - Mountain West game.*

#46 MICHAEL SHAWCROFT

Linebacker • Junior • 6-2 • 220 • San Diego, Calif. • Helix HS

- **At San Diego State:** Young, athletic linebacker, who has impressed the coaching staff early with his speed and tenacity ... Always seems to be in the right place at the right time ... Has a ton of upside ... Played in 2019 as a true freshman, mainly on special teams ... Is listed as the backup "Mike" linebacker heading into the weekend.
- **2021 (Junior):** Has been chosen as a preseason third-team all-Mountain West selection by Pro Football Focus ... Has played eight of the team's nine games with three starts ... Has 32 tackles (19 solo), including 6.5 tackles for loss, three sacks, an interception, two forced fumbles and five quarterback hurries ... Ranks in a tie for fifth in the Mountain West in forced fumbles (2, T-34th in FBS) and a tie for sixth in forced fumbles per game (0.25, T-40th in FBS) ... **vs. New Mexico State (Sept. 4)** ... Had a big game in 30 snaps in a reserve role against New Mexico State in the opener on Sept. 4, making three tackles, 1.5 tackles for loss, a sack, interception and quarterback hurry ... The interception was the first of his career ... **at Arizona (Sept. 11)** ... Missed the Arizona game on Sept. 11 with an injury ... **vs. Utah (Sept. 18)** ... Had four tackles (three solo) with a 4-yard sack (and TFL) in 43 snaps off the bench vs. Utah on Sept. 18 ... **vs. Towson (Sept. 25)** ... Logged a quarterback hurry in 30 snaps off the bench against Towson on Sept. 25 ... **vs. New Mexico (Oct. 9)** ... Had a good game in 29 defensive snaps off the bench against New Mexico on Oct. 9, making four tackles (three solo) with a forced fumble, which was recovered by Dallas Branch ... **Finished with a defensive grade of 87.1 by Pro Football Focus, the highest on the team** ... **at San José State (Oct. 15)** ... Had a big game in 47 snaps at San José State on Oct. 15, recording eight tackles (five solo), a sack, a career-high three tackles for loss and a forced fumble ... Tied a career high with eight tackles ... The sack was his third of the season and he now has 4.5 for his career ... Also had his second forced fumble of the season (second straight game) and fourth of his career ... **Had a career-high 90.0 defensive grade by Pro Football Focus, which was the third highest in the country that week (min. 40 snaps)** ... **at Air Force (Oct. 23)** ... Had seven tackles (five solo), including a 2-yard loss ... His seven stops tied Patrick Morris for the most on the team ... **vs. Fresno State (Oct. 30)** ... Came up with four unassisted tackles and a quarterback hurry in 41 defensive snaps against Fresno State on Oct. 30 ... **at Hawai'i (Nov. 6)** ... Made two tackles (one solo) with a pass breakup in a start and 35 snaps at Hawai'i on Nov. 6.

- 2020 (Sophomore):** Registered 35 tackles (24 solo) with five tackles for loss, 1.5 sacks, two forced fumbles, two fumble recoveries and three quarterback hurries in eight games (five starts) ... Tied for the Mountain West lead in fumble recoveries (2, T-12th in FBS) and tied for fourth in forced fumbles (2, T-39th in FBS) ... Came up with a big opener off the bench against UNLV on Oct. 24, registering a career-high four tackles (three solo) and recovering his first career fumble ... Recording three tackles (two solo) against Utah State on Oct. 31, while forcing a fumble on an Aggie rush and recovering the ball ... It was his first career forced fumble and second straight game with a fumble recovery ... Earned his first career start against San José State on Nov. 6, where he had a team-high seven tackles (five solo) and the first two tackles for loss of his career ... Led the team in tackles for the first time of his career ... Had two assisted tackles, including 0.5 sacks (and 0.5 TFL), with a quarterback hurry off the bench vs. Hawai'i on Nov. 14 ... The 1/2 sack was the first of his career ... Started for the second time of his career at Nevada on Nov. 21, making a career-high eight tackles (six solo) with a quarterback hurry ... Started at Colorado on Nov. 28, making four tackles with a 3-yard tackle for loss ... Started for a third straight game vs. Colorado State on Dec. 5, making three tackles (one solo) with 0.5 tackles for loss ... Started again at No. 14/16 Brigham Young on Dec. 12, where he had four tackles (all solo), a 2-yard sack (and TFL), a forced fumble and a quarterback hurry ... The forced fumble was his second of the season (and career).
- 2019 (True Freshman):** Played on special teams in the team's 13 games and six snaps on the defensive side ... Had five tackles (three solo) ... Led the Aztecs with five tackles on special teams, along with Trenton Thompson ... Logged special teams snaps in his first career game in the opener with Weber State, making one tackle on the punt unit ... Also played on special teams at UCLA, New Mexico State and Utah State without recording a stat ... Played his first career snaps on defense, logging three statless ones at Colorado State ... Played statless time on special teams vs. Wyoming ... Logged a solo stop at San José State on the punt unit ... Did not record a stat at UNLV ... Had an assisted tackle against Nevada on special teams ... Had a pair of tackles (one solo) on special teams vs. Fresno State ... Played statless special teams snaps at Hawai'i and against Brigham Young ... Saw three snaps on defense vs. Central Michigan in the New Mexico Bowl.
- High School:** Played three seasons at nearby Helix High School in La Mesa, the same high school as current Aztecs Jaiden Brown, Rashad Scott and Josh Simmons ... Scored seven touchdowns over his high school career on offense (according to MaxPreps, which didn't list defensive stats) ... Led Helix HS to five shutouts in 2017 ... Was the 2018 CIF San Diego Section Defensive Player of the Year and a two-time all-CIF first-team selection (2017-18) ... Was a three-star recruit by ESPN and 247sports, and a two-star prospect by Rivals ... Received a grade of 81 by 247sports and 75 by ESPN.
- Personal:** Michael Anthony Shawcroft was born Nov. 30, 2000, in San Diego, Calif. ... Son of Jack and Liz Shawcroft ... Committed to the Aztecs early in the process over offers from Army West Point, Utah State, Nevada, Hawai'i, Air Force, UNLV, Brown, Columbia, Dartmouth, Harvard, Penn, Princeton, Yale and Holy Cross ... Is majoring in kinesiology.

Shawcroft's Career Statistics

| Season | GP | GS | UA | A | TT | TFL | Sk | Int. | PBU | FF | FR |
|---------------|-----------|----------|-----------|-----------|-----------|-------------|------------|----------|----------|----------|----------|
| 2019 | 13 | 0 | 3 | 2 | 5 | 0.0 | 0.0 | 0 | 0 | 0 | 0 |
| 2020 | 8 | 5 | 24 | 11 | 35 | 5.0 | 1.5 | 0 | 0 | 2 | 2 |
| 2021 | 8 | 3 | 19 | 13 | 32 | 6.5 | 3.0 | 1 | 1 | 2 | 0 |
| Career | 29 | 8 | 46 | 26 | 72 | 11.5 | 4.5 | 1 | 1 | 4 | 2 |

Career Highs: Tackles: 8 at San José State (10/15/21), at Nevada (11/21/20); Tackles for Loss: 3.0 at San José State (10/15/21); Sacks: 1.0, four times; Interceptions: 1 vs. New Mexico State (9/5/21); Pass Breakups: 1 at Hawai'i (11/6/21); Forced Fumbles: 1, four times; Fumble Recoveries: 1 at Utah State (10/31/20); vs. UNLV (10/24/20).

2021 Highs: Tackles: 8 at San José State (10/15/21); Tackles for Loss: 3.0 at San José State (10/15/21); Sacks: 1.0 at San José State (10/15/21), vs. Utah (9/18/21), vs. New Mexico State (9/5/21); Interceptions: 1 vs. New Mexico State (9/5/21); Pass Breakups: 1 at Hawai'i (11/6/21); Forced Fumbles: 1 at San José State (10/15/21), vs. New Mexico (10/9/21).

Shawcroft's Career Game-by-Game

| Date | Opponent | GP | GS | UA | A | TT | TFL | Sk | Int. | PBU | FF | FR |
|---------|---------------------|----|----|----|---|----|-----|-----|------|-----|----|----|
| A.31.19 | Weber State | 1 | 0 | 1 | 0 | 1 | 0.0 | 0.0 | 0 | 0 | 0 | 0 |
| S.7.19 | at UCLA | 1 | 0 | 0 | 0 | 0 | 0.0 | 0.0 | 0 | 0 | 0 | 0 |
| S.14.19 | at New Mexico State | 1 | 0 | 0 | 0 | 0 | 0.0 | 0.0 | 0 | 0 | 0 | 0 |
| S.21.19 | Utah State* | 1 | 0 | 0 | 0 | 0 | 0.0 | 0.0 | 0 | 0 | 0 | 0 |
| O.5.19 | at Colorado State* | 1 | 0 | 0 | 0 | 0 | 0.0 | 0.0 | 0 | 0 | 0 | 0 |
| O.12.19 | Wyoming* | 1 | 0 | 0 | 0 | 0 | 0.0 | 0.0 | 0 | 0 | 0 | 0 |

| Date | Opponent | GP | GS | UA | A | TT | TFL | Sk | Int. | PBU | FF | FR |
|---------|----------------------------|--------------------------------|----|----|---|----|-----|-----|------|-----|----|----|
| O.19.19 | at San José State* | 1 | 0 | 1 | 0 | 1 | 0.0 | 0.0 | 0 | 0 | 0 | 0 |
| O.26.19 | at UNLV* | 1 | 0 | 0 | 0 | 0 | 0.0 | 0.0 | 0 | 0 | 0 | 0 |
| N.9.19 | Nevada* | 1 | 0 | 0 | 1 | 1 | 0.0 | 0.0 | 0 | 0 | 0 | 0 |
| N.15.19 | Fresno State* | 1 | 0 | 1 | 1 | 2 | 0.0 | 0.0 | 0 | 0 | 0 | 0 |
| N.23.19 | at Hawai'i* | 1 | 0 | 0 | 0 | 0 | 0.0 | 0.0 | 0 | 0 | 0 | 0 |
| N.30.19 | Brigham Young | 1 | 0 | 0 | 0 | 0 | 0.0 | 0.0 | 0 | 0 | 0 | 0 |
| D.21.19 | vs. Central Michigan~ | 1 | 0 | 0 | 0 | 0 | 0.0 | 0.0 | 0 | 0 | 0 | 0 |
| O.24.20 | UNLV* | 1 | 0 | 3 | 1 | 4 | 0.0 | 0.0 | 0 | 0 | 0 | 1 |
| O.31.20 | at Utah State* | 1 | 0 | 2 | 1 | 3 | 0.0 | 0.0 | 0 | 0 | 1 | 1 |
| N.6.20 | San José State* | 1 | 1 | 5 | 2 | 7 | 2.0 | 0.0 | 0 | 0 | 0 | 0 |
| N.14.20 | Hawai'i* | 1 | 0 | 0 | 2 | 2 | 0.5 | 0.5 | 0 | 0 | 0 | 0 |
| N.21.20 | at Nevada* | 1 | 1 | 6 | 2 | 8 | 0.0 | 0.0 | 0 | 0 | 0 | 0 |
| N.28.20 | at Colorado | 1 | 1 | 3 | 1 | 4 | 1.0 | 0.0 | 0 | 0 | 0 | 0 |
| D.5.20 | Colorado State* | 1 | 1 | 1 | 2 | 3 | 0.5 | 0.0 | 0 | 0 | 0 | 0 |
| D.12.20 | at No. 14/16 Brigham Young | 1 | 1 | 4 | 0 | 4 | 1.0 | 1.0 | 0 | 0 | 1 | 0 |
| S.4.21 | New Mexico State | 1 | 0 | 2 | 1 | 3 | 1.5 | 1.0 | 1 | 0 | 0 | 0 |
| S.11.21 | at Arizona | --- Did Not Play - Injured --- | | | | | | | | | | |
| S.18.21 | Utah | 1 | 0 | 3 | 1 | 4 | 1.0 | 1.0 | 0 | 0 | 0 | 0 |
| S.25.21 | Towson | 1 | 0 | 0 | 0 | 0 | 0.0 | 0.0 | 0 | 0 | 0 | 0 |
| O.9.21 | New Mexico* | 1 | 0 | 3 | 1 | 4 | 0.0 | 0.0 | 0 | 0 | 1 | 0 |
| O.15.21 | at San José State* | 1 | 0 | 5 | 3 | 8 | 3.0 | 1.0 | 0 | 0 | 1 | 0 |
| O.23.21 | at Air Force* | 1 | 1 | 5 | 2 | 7 | 1.0 | 0.0 | 0 | 0 | 0 | 0 |
| O.30.21 | Fresno State* | 1 | 1 | 0 | 4 | 4 | 0.0 | 0.0 | 0 | 0 | 0 | 0 |
| N.6.21 | at Hawai'i* | 1 | 1 | 1 | 1 | 2 | 0.0 | 0.0 | 0 | 1 | 0 | 0 |

*Bold indicates season high. * - Mountain West game. ~ - 2019 New Mexico Bowl (Dreamstyle Stadium; Albuquerque, N.M.).*

#95 NASSIR SIMS

Def. Tackle • Sophomore • 6-2 • 275 • Goodyear, Ariz. • Desert Ridge HS

- At San Diego State:** Physical defender with a large frame ... Will look to see time this season after not playing a year ago ... Entered the 2021 season fourth on the depth chart at defensive tackle, but is now the backup.
- 2021 (Sophomore):** Has played in the team's nine games, registering two tackles in 69 snaps ... **vs. New Mexico State (Sept. 4)** ... Made his collegiate debut in the opener against New Mexico State on Sept. 4 but did not record a stat in eight snaps late ... Did not record a stat in eight snaps late at Arizona on Sept. 11 or in eight snaps vs. Utah on Sept. 18 ... **vs. Towson (Sept. 25)** ... Recorded his first career tackle (assisted) against Towson on Sept. 25, logging seven snaps ... **vs. New Mexico (Oct. 9)** ... Had another assisted tackle against New Mexico on Oct. 9 in 14 snaps ... Did not record a tackle in four snaps at San José State on Oct. 15, in seven snaps at Air Force on Oct. 23, four snaps against Fresno State on Oct. 30 or in four snaps at Hawai'i on Nov. 6.
- 2020 (Freshman):** Did not play his second season at SDSU.
- 2019 (Redshirt):** Redshirted his first season on The Mesa, earning the team's defensive scout player of the year award.
- High School:** Earned three letters at Desert Edge High School in Goodyear, Ariz. ... Led the Scorpions to a 26-11 record over the three years with two league championships (2016 and 2018) ... Amassed 123 tackles (76 solo), 36.5 tackles for loss, 11.5 sacks, two forced fumbles and two fumble recoveries (according to MaxPreps) ... Also scored four rushing touchdowns (three in 2018) ... A consensus three-star prospect by ESPN, Rivals and 247sports ... Received a grade of 82 by 247sports, while being listed as the 33rd-best recruit in Arizona ... Also had a Scout Grade of 73 by ESPN and was ranked 32nd in Arizona.
- Personal:** Nassir Kalan-Doriel Sims was born April 12, 2001, in Flint, Mich. ... Picked San Diego State over offers from Washington State, Syracuse, Arizona, Colorado, Wyoming, Oregon State, New Mexico State and Northern Arizona ... Is majoring in business administration with an emphasis in finance.

Sims' Career Statistics

| Season | GP | GS | UA | A | TT | TFL | Sk | Int. | PBU | FF | FR |
|---------------|----------|----------|----------|----------|----------|------------|------------|----------|----------|----------|----------|
| 2021 | 9 | 0 | 0 | 1 | 2 | 0.0 | 0.0 | 0 | 0 | 0 | 0 |
| Career | 9 | 0 | 0 | 1 | 2 | 0.0 | 0.0 | 0 | 0 | 0 | 0 |

Career/2021 Highs: Tackles: 1 vs. New Mexico (10/9/21), vs. Towson (9/25/21).

Sims' Career Game-by-Game (Stats Only)

| Date | Opponent | GP | GS | UA | A | TT | TFL | Sk. | Int. | PBU | FF | FR |
|---------|-------------|----|----|----|---|----|-----|-----|------|-----|----|----|
| S.25.21 | Towson | 1 | 0 | 0 | 1 | 1 | 0.0 | 0 | 0 | 0 | 0 | 0 |
| 0.9.21 | New Mexico* | 1 | 0 | 0 | 1 | 1 | 0.0 | 0 | 0 | 0 | 0 | 0 |

*Bold indicates season high. * - Mountain West game. ~ - 2019 New Mexico Bowl (Dreamstyle Stadium; Albuquerque, N.M.).*

#92 KOBE SMITH

Wide Receiver • Senior • 6-2 • 185 • Compton, Calif. • Junipero Serra HS

- **At San Diego State:** Played right away as a true freshman in 2018 after a fantastic fall camp ... Has great hands and is a good route runner ... Is one of 41 players in program history with at least three 100-yard receiving games ... Recently returned back to practice after suffering an injury.
- **Senior (2021):** Has been listed as a "SDSU player to watch" by Lindy's Sports ... Has started two of the team's nine games and has played in four overall ... Has two catches for 28 yards (14.0 avg.) with a long of 24 yards ... **vs. New Mexico State (Sept. 4)** ... Started for the 17th time of his career in the opener with New Mexico State on Sept. 4, making a 24-yard catch ... Also had a 39-yard grab which was negated because of an Aztec holding penalty ... **at Arizona (Sept. 11)** ... Played 29 snaps without making a catch in a start at Arizona on Sept. 11 ... **vs. Utah (Sept. 18)** ... Made a 4-yard catch in 34 offensive snaps off the bench against Utah on Sept. 18 ... Missed the Towson game because of an injury ... Also did not play against New Mexico on Oct. 9, at San José State on Oct. 15, at Air Force on Oct. 23 or against Fresno State on Oct. 30 ... **at Hawai'i (Nov. 6)** ... Returned to play 16 offensive snaps off the bench at Hawai'i on Nov. 6 without making a catch.
- **Junior (2020):** Was named a preseason fourth-team all-Mountain West performer by Athlon Sports ... College Football News listed him as "SDSU's second-best offensive player" ... Had 13 catches for 122 yards (9.4 avg.) and two touchdowns in five starts (seven games played) on the season ... Started the opener with UNLV on Oct. 24, but did not make a catch, snapping his career-long stretch of 14 games with at least one reception ... Caught six passes for 64 yards (10.7 avg.) and a touchdown in a start at Utah State on Oct. 31 ... Recorded his first touchdown of the season and fifth of his career ... It was the second straight season that Smith scored against Utah State ... Had three catches for 26 yards (8.7 avg.) with a long of 23 yards in a start vs. San José State on Nov. 6 ... Came off the bench without recording a catch vs. Hawai'i on Nov. 14 ... Made two catches for 20 yards (10.0 avg.) with a 7-yard touchdown off the bench at Nevada on Nov. 21 ... Earned the start at Colorado on Nov. 28 and had two receptions for 12 yards (6.0 avg.) with a long of eight yards ... Did not record a catch in a start against Colorado State on Dec. 5, exiting the game early with an injury ... Did not travel to No. 14/16 Brigham Young because of the aforementioned injury.
- **Sophomore (2019):** Played in the team's 13 games on the season, starting the final 10 contests ... Has 58 receptions for 691 yards (11.9 avg.) and four touchdowns ... Led SDSU in catches (58), yards (691) and touchdown catches (4) ... Ranked 10th in the Mountain West in receptions per game (4.46) ... Had four touchdown catches in 13 games, one more than the top Aztec receivers had all the previous season (Tim Wilson Jr. and Fred Trevillion, 3) ... Saw action in the opener with Weber State, making an 8-yard grab in 25 snaps off the bench ... Had a career game at UCLA, setting career highs with seven receptions, 131 yards and 18.7 catch average, while scoring his first career touchdown ... Became the 85th different 100-yard receiver in program history (325th occasion overall) ... Was named to the Pro Football Focus Mountain West Team of the Week for the first time of his career ... Entered the game with nine career receptions for 121 yards ... The 34-yard touchdown catch put SDSU up, 17-7, in the third quarter and was the longest reception of his career ... Had three catches for 26 yards (8.7 avg.) with a long of 13 yards at New Mexico State in 16 snaps ... Earned his first start of the season and third of his career vs. Utah State, making seven catches for 102 yards and a touchdown ... The seven catches tied a career high, while the 102 yards were the second most of his career ... The 25-yard touchdown reception was his second of the season (and career) and came on a fourth-and-16 situation ... Had another big game in a start at Colorado State with seven receptions for 101 yards and two touchdowns, being named to the Pro Football Focus Mountain West Team of the Week ... Became the first Aztec with back-to-back 100-yard receiving games since Ezell Ruffin had three straight in 2013 ... It was his third 100-yard receiving game over the previous four contests ... The touchdowns were his third and fourth of the season (and career) ... The seven receptions tied a career best ... Caught five passes for 39 yards (7.8 avg.) with a long of 18 yards in a start against Wyoming ... Was on the field in 65 of the team's 72 snaps vs. the Cowboys ... Started again at San José State, recording four catches for 29 yards (7.3 avg.) with a long of nine yards in 61 snap ... Had seven catches for

78 yards (11.1 avg.) with a long catch of 26 yards in 40 snaps in a start at UNLV ... Caught seven passes for a fourth time this season ... Had a game-high five catches for 40 yards (8.0 avg.) with a long of 12 yards in a start and 55 snaps against Nevada ... Had two catches for 26 yards (13.0 avg.) in a start and 25 snaps against Fresno State with a long of 19 yards ... Made six catches for 74 yards in a start and 37 snaps at Hawai'i ... Made three receptions for 19 yards (6.3 avg.) with a long of 10 yards against Brigham Young, where he started and played 54 snaps ... Had an 18-yard catch in 37 snaps in a start vs. Central Michigan in the New Mexico Bowl.

- **True Freshman (2018):** Played in 12 games at wide receiver, starting twice ... Had nine catches for 113 yards (12.6 avg.) with a long of 32 yards ... Came in for eight snaps in the opener at No. 13/13 Stanford, but did not record a stat ... Recorded his first career catch - a 5-yarder - in playing time (10 snaps) against Sacramento State ... Did not record a stat in three snaps against No. 23/25 Arizona State ... Had a career high two catches for 27 yards (13.5 avg.) with a long of 16 vs. Eastern Michigan, logging 11 offensive snaps ... Did not find the stat sheet in 14 snaps at rv/No. 24 Boise State, while fair catching punts after an earlier fumble by another player ... Had a key 32-yard catch on a third-and-5 late in the fourth quarter against Air Force ... SDSU eventually scored on the drive to hold onto a 21-17 victory ... Ended up setting career highs in receiving yards (32) and long reception (32) ... Earned his first career start against San José State, but did not make a catch ... Had a 10-yard catch at Nevada, logging 21 snaps ... Played 12 statless snaps at New Mexico ... Tied a career high with two catches for 14 yards (7.0 avg.) in just nine snaps vs. UNLV ... Started for the second time of his career at Fresno State, but did not register a stat ... Did not play for the first time of his career against Hawai'i ... Tied a career high with two catches for 25 yards (12.5 avg.) with a long of 18 vs. Ohio in the DXL Frisco Bowl over 18 snaps.
- **High School:** Played four seasons of varsity at Junipero Serra High School in Gardena, Calif. ... According to MaxPreps, finished with 119 receptions over the last three years for 1,914 yards (16.1 avg.) and 17 touchdowns ... Over his final two seasons totaled 107 catches for 1,689 yards (15.8 avg.) and 13 touchdowns ... Earned all-league honors each of his final three years ... A consensus three-star recruit by Rivals, 247sports and ESPN ... Received an ESPN scout grade of 78.
- **Personal:** Kobe L. Smith was born July 27, 2000, in Compton, Calif. ... Son of Anthony Smith and Julia Boyer ... According to Rivals, picked the Aztecs over other offers from USC, Notre Dame, Oregon, Washington State, Nebraska, Arizona, Fresno State, Oregon State, Rutgers, Illinois and San José State ... Is an interdisciplinary studies major.

Smith's Career Statistics

Receiving

| Season | GP | GS | Rec. | Yds. | Avg. | Long | TD |
|---------------|-----------|-----------|-----------|------------|-------------|-----------|----------|
| 2018 | 12 | 2 | 9 | 113 | 12.6 | 32 | 0 |
| 2019 | 13 | 10 | 58 | 691 | 11.9 | 42 | 4 |
| 2020 | 7 | 5 | 13 | 122 | 9.4 | 23 | 2 |
| 2021 | 4 | 2 | 2 | 28 | 14.0 | 24 | 0 |
| Career | 36 | 19 | 82 | 954 | 11.6 | 42 | 6 |

Career Highs: Receptions: 7, four times; Receiving Yards: 131 at UCLA (9/7/19); Receiving Touchdowns: 2 at Colorado State (10/5/19); Long Reception: 42 at Colorado State (10/5/19); Punt Returns: 2 vs. Air Force (10/12/18); Punt Return Yards: 2 vs. Air Force (10/12/18); Long Punt Return: 2 vs. Air Force (10/12/18).

2021 Highs: Receptions: 1 vs. Utah (9/18/21), New Mexico State (9/4/21); Receiving Yards: 24 vs. New Mexico State (9/4/21); Long Reception: 24 vs. New Mexico State (9/4/21)

Smith's Career Game-by-Game

Receiving

| Date | Opponent | GP | GS | No. | Yds. | Avg. | Lg. | TD | TD Lengths |
|---------|---------------------------|----|----|-----|------|------|-----|----|------------|
| A.31.18 | at No. 13/13 Stanford | 1 | 0 | 0 | 0 | 0.0 | 0 | 0 | |
| S.8.18 | Sacramento State | 1 | 0 | 1 | 5 | 5.0 | 5 | 0 | |
| S.15.18 | No. 23/25 Arizona State | 1 | 0 | 0 | 0 | 0.0 | 0 | 0 | |
| S.22.18 | Eastern Michigan | 1 | 0 | 2 | 27 | 13.5 | 16 | 0 | |
| 0.6.18 | at rv/No. 24 Boise State* | 1 | 0 | 0 | 0 | 0.0 | 0 | 0 | |
| 0.12.18 | Air Force* | 1 | 0 | 1 | 32 | 32.0 | 32 | 0 | |
| 0.20.18 | San José State* | 1 | 1 | 0 | 0 | 0.0 | 0 | 0 | |
| 0.27.18 | at Nevada* | 1 | 0 | 1 | 10 | 10.0 | 10 | 0 | |
| N.3.18 | at New Mexico* | 1 | 0 | 0 | 0 | 0.0 | 0 | 0 | |
| N.10.18 | UNLV* | 1 | 0 | 2 | 14 | 7.0 | 8 | 0 | |
| N.17.18 | at Fresno State* | 1 | 1 | 0 | 0 | 0.0 | 0 | 0 | |

| Date | Opponent | GP | GS | No. | Yds. | Avg. | Lg. | TD | TD Lengths |
|---------|----------------------------|----|----|--------------------------------|------|------|-----|----|------------|
| N.24.18 | Hawai'i* | | | --- Did Not Play --- | | | | | |
| D.19.18 | vs. Ohio# | 1 | 0 | 2 | 25 | 12.5 | 18 | 0 | |
| A.31.19 | Weber State | 1 | 0 | 1 | 8 | 8.0 | 8 | 0 | |
| S.7.19 | at UCLA | 1 | 0 | 7 | 131 | 18.7 | 34 | 1 | 34 |
| S.14.19 | at New Mexico State | 1 | 0 | 3 | 26 | 8.7 | 13 | 0 | |
| S.21.19 | Utah State* | 1 | 1 | 7 | 102 | 14.6 | 25 | 1 | 25 |
| O.5.19 | at Colorado State* | 1 | 1 | 7 | 101 | 14.4 | 42 | 2 | 8, 8 |
| O.12.19 | Wyoming* | 1 | 1 | 5 | 39 | 6.8 | 19 | 0 | |
| O.19.19 | at San José State* | 1 | 1 | 4 | 29 | 7.3 | 9 | 0 | |
| O.26.19 | at UNLV* | 1 | 1 | 7 | 78 | 11.1 | 26 | 0 | |
| N.9.19 | Nevada* | 1 | 1 | 5 | 40 | 8.0 | 12 | 0 | |
| N.15.19 | Fresno State* | 1 | 1 | 2 | 26 | 13.0 | 19 | 0 | |
| N.23.19 | at Hawai'i* | 1 | 1 | 6 | 74 | 12.3 | 25 | 0 | |
| N.30.19 | Brigham Young | 1 | 1 | 3 | 19 | 6.3 | 10 | 0 | |
| D.21.19 | vs. Central Michigan~ | 1 | 1 | 1 | 18 | 18.0 | 18 | 0 | |
| O.24.20 | UNLV* | 1 | 1 | 0 | 0 | 0.0 | 0 | 0 | |
| O.31.20 | at Utah State* | 1 | 1 | 6 | 64 | 10.7 | 16 | 1 | 15 |
| N.6.20 | San José State* | 1 | 1 | 3 | 26 | 8.7 | 23 | 0 | |
| N.14.20 | Hawai'i* | 1 | 0 | 0 | 0 | 0.0 | 0 | 0 | |
| N.21.20 | at Nevada* | 1 | 0 | 2 | 20 | 10.0 | 13 | 1 | 7 |
| N.28.20 | at Colorado | 1 | 1 | 2 | 12 | 6.0 | 8 | 0 | |
| D.5.20 | Colorado State* | 1 | 1 | 0 | 0 | 0.0 | 0 | 0 | |
| D.12.20 | at No. 14/16 Brigham Young | | | --- Did Not Play - Injured --- | | | | | |
| S.4.21 | New Mexico State | 1 | 1 | 1 | 24 | 24.0 | 24 | 0 | |
| S.11.21 | at Arizona | 1 | 0 | 0 | 0 | 0.0 | 0 | 0 | |
| S.18.21 | Utah | 1 | 1 | 1 | 4 | 4.0 | 4 | 0 | |
| S.25.21 | Towson | | | --- Did Not Play - Injured --- | | | | | |
| O.9.21 | New Mexico* | | | --- Did Not Play - Injured --- | | | | | |
| O.15.21 | at San José State* | | | --- Did Not Play - Injured --- | | | | | |
| O.23.21 | at Air Force* | | | --- Did Not Play - Injured --- | | | | | |
| O.30.21 | Fresno State* | | | --- Did Not Play - Injured --- | | | | | |
| N.6.21 | at Hawai'i* | 1 | 0 | 0 | 0 | 0.0 | 0 | 0 | |

*Bold indicates season high. * - Mountain West game. # - 2018 DXL Frisco Bowl (Toyota Stadium; Frisco, Texas). ~ - 2019 New Mexico Bowl (Dreamstyle Stadium; Albuquerque, N.M.).*

#66 JONAH TAVAI (tuh-VIE)

Def. Tackle • Senior • 6-0 • 295 • Manhattan Beach, CA • El Camino College

- **At San Diego State:** Contributed right away in 2019, despite starting fall camp late ... Big body, who continues to learn the 3-3-5 defense ... An excellent run stopper ... Enters the weekend as the projected starting defensive tackle.
- **2021 (Senior):** Has racked up some preseason recognition, including being named to the all-Mountain West second team by Phil Steele Magazine at defensive line and Pro Football Focus at interior defensive line, and a fourth-team pick by Athlon Sports (DL) ... Also was named "SDSU's fourth-best defensive player" by College Football News ... Has 29 tackles (13 solo), including seven tackles for loss, 3.5 sacks and six quarterback hurries in nine starts this season ... According to Pro Football Focus, ranks seventh in the Mountain West in hurries (25) and in a tie for ninth in total quarterback pressures (sacks/hits/hurries) (30) ... **vs. New Mexico State (Sept. 4)** ... Started the opener with New Mexico State on Sept. 4, recording an assisted tackle and two quarterback hurries in 61 snaps ... **at Arizona (Sept. 11)** ... Came up with a solo tackle, which went down as a 1-yard loss, and three quarterback hurries in 40 snaps in a start at Arizona on Sept. 11 ... **vs. Utah (Sept. 18)** ... Recorded four tackles (one solo) with 0.5 tackles for loss in 76 snaps in a start against Utah on Sept. 18 ... **vs. Towson (Sept. 25)** ... Logged three tackles (one solo) against Towson on Sept. 25, including two tackles for loss for 10 yards and a 7-yard sack across 43 snaps ... **vs. New Mexico (Oct. 9)** ... Came up with three assisted tackles, including 0.5 tackles for loss, in 42 snaps in a start against New Mexico on Oct. 9 ... **at San José State (Oct. 15)** ... Had a season-high six tackles (three solo) in 72 snaps in a start at San José State on Oct. 15 ... **at Air Force (Oct. 23)** ... Had three solo tackles in a grueling 52 defensive snaps (out of 65) at Air Force on Oct. 23 ... Finished with a Pro Football Focus defensive grade of 88.3, the highest of his career and easily the highest on the team for the game (No. 2. was 76.6) ... For his efforts he was named one of the team's defensive players of the game ... **vs. Fresno State (Oct. 30)** ... Came up with four tackles (two solo), including a 7-yard sack (and TFL) and a quarterback hurry against Frsn

State on Oct. 30 across 70 defensive snaps in a start ... **at Hawai'i (Nov. 6)** ... Had a good game in a start at Hawai'i on Nov. 6, registering four tackles (two solo), including two tackles for loss and 1.5 sacks ... Played 50 snaps overall.

- **2020 (Junior):** Was named an honorable-mention all-Mountain West selection as voted on by the league's head coaches and media ... Had 25 tackles (15 solo) on the season in eight games and five starts, including six tackles for loss for 45 yards, 3.5 sacks for 38 yards, a forced fumble and five quarterback hurries ... Ranks fifth in MW (T-51st in FBS) in sack yards (38) and sixth (T-67th in FBS) in tackles for loss yards (45) ... Came off the bench against UNLV on Oct. 24 in the opener to record an 8-yard sack (and TFL) ... Had one solo stop in playing time at Utah State on Oct. 31 ... Registered a 4-yard tackle for loss in time off the bench vs. San José State on Nov. 6 ... Had a big game in his second career start vs. Hawai'i on Nov. 14, making five tackles (three solo), and career highs of 2.5 tackles for loss (for 27 yards) and two sacks (for 26 yards), with his first career forced fumble ... For his efforts was named the team's defensive player of the game ... Started again at Nevada on Nov. 21, recording three tackles (one solo), 0.5 tackles for loss and two quarterback hurries ... Started at Colorado on Nov. 28, where he had a career-high six tackles (four solo) with 0.5 tackles for loss and a quarterback hurry ... Had a career-high seven tackles (four solo) with a 9-yard sack (and TFL) in another start against Colorado State on Dec. 5 ... Started again at No. 14/16 Brigham Young, where he had a solo tackle and two quarterback hurries.
- **2019 (Sophomore):** Played all 13 games, starting once ... Had 15 tackles (seven solo), including 2.0 tackles for loss and 1.5 sacks ... Had a solo tackle in the opener against Weber State in six snaps ... Also had a solo stop in 14 snaps at UCLA ... Played six statless snaps at New Mexico State ... Had a pair of solo tackles against Utah State in 18 snaps ... Registered an assisted stop in 11 snaps at Colorado State ... Played three snaps without recording a stat vs. Wyoming ... Had two assisted tackles, including 0.5 tackles for loss, in 10 snaps at San José State ... Had a career-high three tackles at UNLV, along with his first piece of a sack (0.5) and 0.5 tackles for loss in 16 snaps ... Played nine snaps vs. Nevada without recording a stat ... Recorded two assisted tackles in 16 snaps vs. Fresno State ... Started for the first time of his career at Hawai'i, making two solo tackles, including a 4-yard sack (and tackle for loss) in 19 snaps ... The sack came on the first snap in his first career start ... Saw action in 22 statless snaps vs. Brigham Young ... Came off the bench vs. Central Michigan in the New Mexico Bowl, making one solo tackle.
- **2018 (at El Camino College):** Spent one year at El Camino College, where he was a second-team all-league pick and an honorable-mention All-American ... Helped the warriors make the semifinals of the state playoffs.
- **High School:** Was a three-year letter winner at Mira Costa High School, but played four years, starting as a 13-year-old freshman ... Was a three-time first-team all-league pick ... Also was the league's MVP and defensive MVP ... Was a two-time all-area honoree and an all-CIF selection ... Also was a Top 25 high school rugby player for two years ... Also competed on the track and field team as a thrower.
- **Personal:** Jonah David Tavai born Dec. 13, 2000, in Inglewood, Calif. ... Son of William and Nafanva Tavai ... Comes from a talent-rich family as four of his brothers played or currently Division I football, including Jahlani (Hawai'i, now with Detroit Lions), Jordan (Kansas), J.R. (USC, once played for Tennessee Titans) and Justus (Hawai'i, currently playing) ... Uncle, John Schuster, also was a rugby union player who represented New Zealand as a member of the All Blacks ... Picked the Aztecs over other offers from Iowa State and San José State, among others ... Is majoring in business administration.

Tavai's Career Statistics

| Season | GP | GS | UA | A | TT | TFL | Sk | Int. | PBU | FF | FR |
|---------------|-----------|-----------|-----------|-----------|-----------|-------------|------------|----------|----------|----------|----------|
| 2019 | 13 | 1 | 7 | 8 | 15 | 2.0 | 1.5 | 0 | 0 | 0 | 0 |
| 2020 | 8 | 5 | 15 | 10 | 25 | 6.0 | 3.5 | 0 | 0 | 1 | 0 |
| 2021 | 9 | 9 | 13 | 16 | 29 | 7.0 | 3.5 | 0 | 0 | 0 | 0 |
| Career | 30 | 15 | 35 | 34 | 69 | 15.0 | 8.5 | 0 | 0 | 1 | 0 |

Career Highs: Tackles: 7 vs. Colorado State (12/5/20); Tackles For Loss: 2.5 vs. Hawai'i (11/14/20); Sacks: 2.0 vs. Hawai'i (11/14/20); Forced Fumbles: 1 vs. Hawai'i (11/14/20).

2021 Highs: Tackles: 6 at San José State (10/15/21); Tackles For Loss: 2.0 at Hawai'i (11/6/21), vs. Towson (9/25/21); Sacks: 1.5 at Hawai'i (11/6/21).

Tavai's Career Game-by-Game

| Date | Opponent | GP | GS | UA | A | TT | TFL | Sk. | Int. | PBU | FF | FR |
|---------|---------------------|----|----|----|---|----|-----|-----|------|-----|----|----|
| A.31.19 | Weber State | 1 | 0 | 1 | 0 | 1 | 0.0 | 0.0 | 0 | 0 | 0 | 0 |
| S.7.19 | at UCLA | 1 | 0 | 1 | 0 | 1 | 0.0 | 0.0 | 0 | 0 | 0 | 0 |
| S.14.19 | at New Mexico State | 1 | 0 | 0 | 0 | 0 | 0.0 | 0.0 | 0 | 0 | 0 | 0 |

| Date | Opponent | GP | GS | UA | A | TT | TFL | Sk. | Int. | PBU | FF | FR |
|---------|----------------------------|----|----|----|---|----|-----|-----|------|-----|----|----|
| S.21.19 | Utah State* | 1 | 0 | 2 | 0 | 2 | 0.0 | 0.0 | 0 | 0 | 0 | 0 |
| O.5.19 | at Colorado State* | 1 | 0 | 1 | 0 | 1 | 0.0 | 0.0 | 0 | 0 | 0 | 0 |
| O.12.19 | Wyoming* | 1 | 0 | 0 | 0 | 0 | 0.0 | 0.0 | 0 | 0 | 0 | 0 |
| O.19.19 | at San José State* | 1 | 0 | 0 | 2 | 2 | 0.5 | 0.0 | 0 | 0 | 0 | 0 |
| O.26.19 | at UNLV* | 1 | 0 | 0 | 3 | 3 | 0.5 | 0.5 | 0 | 0 | 0 | 0 |
| N.9.19 | Nevada* | 1 | 0 | 0 | 0 | 0 | 0.0 | 0.0 | 0 | 0 | 0 | 0 |
| N.15.19 | Fresno State* | 1 | 0 | 0 | 2 | 2 | 0.0 | 0.0 | 0 | 0 | 0 | 0 |
| N.23.19 | at Hawai'i* | 1 | 1 | 2 | 0 | 2 | 1.0 | 1.0 | 0 | 0 | 0 | 0 |
| N.30.19 | Brigham Young | 1 | 0 | 0 | 0 | 0 | 0.0 | 0.0 | 0 | 0 | 0 | 0 |
| D.21.19 | vs. Central Michigan~ | 1 | 0 | 1 | 0 | 1 | 0.0 | 0.0 | 0 | 0 | 0 | 0 |
| O.24.20 | UNLV* | 1 | 0 | 1 | 0 | 1 | 1.0 | 1.0 | 0 | 0 | 0 | 0 |
| O.31.20 | at Utah State* | 1 | 0 | 1 | 0 | 1 | 0.0 | 0.0 | 0 | 0 | 0 | 0 |
| N.6.20 | San José State* | 1 | 0 | 1 | 0 | 1 | 0.0 | 0.0 | 0 | 0 | 0 | 0 |
| N.14.20 | Hawai'i* | 1 | 1 | 3 | 2 | 5 | 2.5 | 2.0 | 0 | 0 | 1 | 0 |
| N.21.20 | at Nevada* | 1 | 1 | 1 | 2 | 3 | 0.5 | 0.0 | 0 | 0 | 0 | 0 |
| N.28.20 | at Colorado | 1 | 1 | 4 | 2 | 6 | 0.5 | 0.0 | 0 | 0 | 0 | 0 |
| D.5.20 | Colorado State* | 1 | 1 | 3 | 4 | 7 | 0.5 | 0.5 | 0 | 0 | 0 | 0 |
| D.12.20 | at No. 14/16 Brigham Young | 1 | 1 | 1 | 0 | 1 | 0.0 | 0.0 | 0 | 0 | 0 | 0 |
| S.4.21 | New Mexico State | 1 | 1 | 0 | 1 | 1 | 0.0 | 0.0 | 0 | 0 | 0 | 0 |
| S.11.21 | at Arizona | 1 | 1 | 1 | 0 | 1 | 1.0 | 0.0 | 0 | 0 | 0 | 0 |
| S.18.21 | Utah | 1 | 1 | 1 | 3 | 4 | 0.5 | 0.0 | 0 | 0 | 0 | 0 |
| S.25.21 | Towson | 1 | 1 | 1 | 2 | 3 | 2.0 | 1.0 | 0 | 0 | 0 | 0 |
| O.9.21 | New Mexico* | 1 | 1 | 0 | 3 | 3 | 0.5 | 0.5 | 0 | 0 | 0 | 0 |
| O.15.21 | at San José State* | 1 | 1 | 3 | 3 | 6 | 0.0 | 0.0 | 0 | 0 | 0 | 0 |
| O.23.21 | at Air Force* | 1 | 1 | 3 | 0 | 3 | 0.0 | 0.0 | 0 | 0 | 0 | 0 |
| O.30.21 | Fresno State* | 1 | 1 | 2 | 2 | 4 | 1.0 | 1.0 | 0 | 0 | 0 | 0 |
| N.6.21 | at Hawai'i* | 1 | 1 | 2 | 2 | 4 | 2.0 | 1.5 | 0 | 0 | 0 | 0 |

Bold indicates season high. * - Mountain West game. ~ - 2019 New Mexico Bowl (Dreamstyle Stadium; Albuquerque, N.M.).

#99 CAMERON THOMAS

Defensive End • Junior • 6-5 • 270 • Carlsbad, Calif. • Carlsbad HS

- **At San Diego State:** Athletic linemen with a ton of potential ... An excellent pass rusher ... Also a good run stopper ... A versatile defender ... Entered 2019 as the starting defensive tackle, despite not having yet played a snap on defense ... Made the move from defensive tackle to defensive end four games into the 2020 season ... Will start at defensive end Saturday against Nevada but also will play some defensive tackle ... Along with DE Keshawn Banks, has the most starts among active Aztecs (29).
- **2021 (Junior):** Has been named a semifinalist for the Bednarik Award, which goes out to the outstanding defensive player of the year, the first Aztec to become a semifinalist ... Also was chosen as a season-team midseason All-America selection by The Athletic ... Has tallied numerous preseason accolades, including being named to the Bronko Nagurski Award Watch List (most outstanding defensive player) and the Bednarik Award Watch List (college defensive player of the year) ... Also has been named a preseason first-team all-Mountain West selection by the MW media, Phil Steele Magazine, Athlon Sports, Lindy's Sports and Pro Football Focus ... Was chosen as "SDSU's second-best defensive player" by College Football News and a "SDSU player to watch" by Lindy's Sports ... Has started all nine games this year, making 47 tackles (21 solo), including team highs of 13 tackles for loss, 6.5 sacks and 14 quarterback hurries ... Ranks second in the Mountain West in tackles for loss (13.0, T-8th in FBS) and tackles for loss per game (1.44, T-10th in FBS), and is tied for fourth in both sacks (6.5, T-24th in FBS) and sacks per game (0.72, T-26th in FBS) ... Also tied for 74th in FBS in tackles for loss yards (44) ... According to Pro Football Focus, is graded out as top defensive player in the country (90.4, min. 47.5 snaps) ... Also has the most quarterback hits (16) and second-most quarterback pressures (sacks/hits/hurries) (50) ... **vs. New Mexico State (Sept. 4)** ... Started for the 11th straight game and 21st time overall in the opener against New Mexico State on Sept. 4, coming up with six tackles (three solo), including a career-high 3.5 tackles for loss and a pair of quarterback hurries in 60 snaps ... The 3.5 tackles for loss were tied for the 13th most in a game in program history ... Was SDSU's highest graded defensive player (min. 20 snaps) at 86.3 according to Pro Football Focus and was named the team's defensive player of the week ... **at Arizona (Sept. 11)** ... Had another good game in 39 snaps in a start at Arizona on Sept. 11, making four solo tackles, including a 6-yard sack (and TFL), and two quarterback hurries ... **vs. Utah (Sept. 18)** ... Registered six tackles (one

solo) with 0.5 tackles for loss and three quarterback hurries in a start against Utah on Sept. 18 across 78 snaps ... **vs. Towson (Sept. 25)** ... Had three assisted stops in a start at Towson on Sept. 25, adding a 7-yard sack (and tackle for loss) and two quarterback hurries in 45 snaps ... Pro Football Focus graded him out as the top defensive player in the game for the Aztecs (min. 40 snaps) ... **vs. New Mexico (Oct. 9)** ... Had four tackles (one solo), including two tackles for loss, 0.5 sacks and two quarterback hurries, in 44 snaps against New Mexico on Oct. 9 ... **at San Jose State (Oct. 15)** ... Recorded six tackles (three solo), including a sack and two tackles for loss, and a quarterback hurry at San José State on Oct. 15 in 72 snaps (out of 81) ... **at Air Force (Oct. 23)** ... Came up with five tackles (two solo), including a 2-yard sack (and TFL), in 52 defensive snaps at Air Force on Oct. 23 ... Was named one of SDSU's defensive players of the game ... **vs. Fresno State (Oct. 30)** ... Led the Aztecs with eight tackles (four solo), including an 8-yard sack, in 69 snaps in a start against Fresno State on Oct. 30 ... **at Hawai'i (Nov. 6)** ... Came up with five tackles (two solo), a sack, tackle for loss and a quarterback hurry at Hawai'i on Nov. 6 ... Now has 6.5 sacks this season and 13 tackles for loss, both which lead the team ... Was named the team's defensive player of the game ... Over the last 12 games (last three last year and nine this year), has 74 tackles (39 solo), 20.5 tackles for loss and nine sacks.

- **2020 (Sophomore):** Was named an all-Mountain West first-team selection by the league's media and coaches, becoming just the second Aztec defensive lineman in program history to earn first-team all-MW honors multiple times (also Alex Barrett in 2015-16) ... Racked up a host of preseason accolades, including on the Bronko Nagurski Trophy Watch List (defensive player of the year) and the Chuck Bednarik Award Watch List (college defensive player of the year) ... Also was a preseason first-team all-Mountain West selection by the MW media, Athlon Sports, Phil Steele Magazine and College Football News ... CFN had him as the "second-rated player in the MW" and "SDSU's best defensive player" ... ESPN labeled him as "One of SDSU's five-best returning players" ... Totaled 35 tackles (21 solo) in eight starts, including 9.5 tackles for 48 yards of loss, four sacks for 34 yards and 14 quarterback hurries ... Ranked second in FBS in 2020 in quarterback pressures (37) among DI (defensive interiors) in just eight games according to Pro Football Focus, only two short of Alabama's Christian Barmore's 39 accomplished in 12 games ... Ranked in a tie for fourth in the Mountain West in both tackle for loss yards (48) and tackles for loss (9.5), and seventh in sack yards (34) ... Over his final three games, he totaled: 27 tackles (18 solo), 7.5 tackles for loss and 2.5 sacks ... Earned the start vs. UNLV in the opener on Oct. 24, recording an assisted tackle, which went down as a 1/2 sack (and 1/2 TFL) ... Also added a QBH ... Had three assisted tackles in a start at Utah State on Oct. 31, including a tackle for loss, 0.5 sacks, a pass breakup and a quarterback hurry ... Did not record a tackle in a start vs. San José State on Nov. 6, but had a game-high-tying three quarterback hurries ... Started for the first time of his career at defensive end against Hawai'i on Nov. 14, making three tackles (two solo), 0.5 sacks (and 0.5 TFL) and a quarterback hurry ... Had one solo tackle and a game-high three quarterback hurries at Nevada on Nov. 21 ... Had a monster game at Colorado on Nov. 28 en route to making the Pro Football Focus National Team of the Week, making a career-high 14 tackles (11 solo), a 12-yard sack, a career-best three tackles for loss (of 19 yards) and four quarterback hurries ... Entered the game with eight tackles in his first five contests ... The 14 tackles were eight more than his previous high of six (accomplished three times) ... Led the team in tackles for the first time of his career ... Had another good game vs. Colorado State on Dec. 5, making eight tackles (three solo), including 2.5 tackles for loss and 0.5 sacks ... Led the team in tackles for the second straight game (both times were the first of his career) ... Had another good game in the season finale at No. 14/16 Brigham Young, making five tackles (four solo), two tackles for 11 yards of loss and a 9-yard sack.
- **2019 (Freshman):** Earned second-team freshman All-America accolades from The Athletic ... Was named an all-Mountain West first-team selection as voted on by the league's coaches ... Was the only freshmen on the all-MW first team ... With teammate Myles Cheatum, two San Diego State defensive linemen landed on an all-conference first team for the first time since 1974 when it was in the five-team Pacific Coast Athletic Association ... Also made the Pro Football Focus Mountain West Team of the Year (first team) and the Phil Steele all-MW first team ... Racked up two awards at the team's postseason banquet, including the defensive lineman of the year and the co-outstanding freshman award with wide receiver Jesse Matthews ... Started 12 of the team's 13 games at defensive tackle and played in all 13 ... Had 49 tackles, including 9.0 tackles for loss, 5.5 sacks, two pass breakups and 13 quarterback hurries ... Was named to the Pro Football Focus Mountain West Team of the Week four times this season ... Started the opener at defensive tackle against Weber State, playing 39 snaps and recording a pass breakup ... Had his first four tackles (two solo) and 0.5 tackles for loss in a start at UCLA, logging 39 snaps ... Had a big game in 49 snaps in a start at New Mexico State, making a career-high six tackles, and a career-best 1.5 sacks and 1.5 tackles for loss ... The 1.5 sacks were

the first of his career ... Made five tackles (two solo), including a 3-yard tackle for loss, with a quarterback hurry in a start and 56 snaps vs. Utah State ... Registered four tackles, including 0.5 sacks and 0.5 tackles for loss, in a start and 37 snaps at Colorado State, where he was named to the Pro Football Focus Mountain West Team of the Week ... Came up with six tackles (three solo) and two quarterback hurries in 51 of 54 snaps against Wyoming, being named to the Pro Football Focus Mountain West Team of the Week ... The six tackles tied a career high ... Registered four tackles (two solo) with 1.5 tackles for loss, 0.5 sacks and three quarterback hurries at San José State in 37 snaps, making the Pro Football Focus Mountain West Team of the Week for a third straight week ... Came up with two assisted tackles in 57 snaps at UNLV ... Registered six tackles (four solo), including a 7-yard sack (and tackle for loss), a pass breakup and a quarterback hurry in 47 snaps as a starter vs. Nevada, being named to the Pro Football Focus Mountain West Team of the Week ... The six tackles tied a career high ... Had three tackles, a sack and 1.5 tackles for loss in 40 snaps as a starter against Fresno State ... Came off the bench for the first time of the season at Hawai'i after battling concussion-like symptoms in practice earlier in the week ... Finished with three tackles (two solo) and a quarterback hurries in 48 snaps ... Had a pair of tackles (one solo) with 0.5 tackles for loss and three quarterback hurries in a start and 62 snaps against Brigham Young ... Started once again vs. Central Michigan in the New Mexico Bowl, making four tackles with a 6-yard sack (and TFL) and two quarterback hurries.

- **2018 (Redshirt):** Was on the travel squad for three games ... Played on special teams against Ohio in the DXL Frisco Bowl, still saving his redshirt season by playing in only one game.
- **High School:** Played three years at local Carlsbad High School in Carlsbad, Calif. ... According to MaxPreps, recorded 88 tackles the final two years to go along with five tackles for loss, 9.5 sacks, a pass deflection and a fumble recovery ... On offense as a tight end had 22 receptions for 294 yards (13.4 avg.) and four touchdowns ... A three-star recruit by 247sports and a two-star recruit by Rivals.
- **Personal:** Cameron Thomas was born Jan. 7, 2000, in San Diego ... Son of Mike and Wendy Thomas ... Older brother, Zachary, is the starting left tackle ... Also received offers from Oregon State, Wyoming and Navy ... Is majoring in social science.

C. Thomas' Career Statistics

| Season | GP | GS | UA | A | TT | TFL | Sk | Int. | PBU | FF | FR |
|---------------|-----------|-----------|-----------|-----------|------------|-------------|-------------|----------|----------|----------|----------|
| 2018 | 1 | 0 | 0 | 0 | 0 | 0.0 | 0.0 | 0 | 0 | 0 | 0 |
| 2019 | 13 | 12 | 20 | 29 | 49 | 9.0 | 5.5 | 0 | 2 | 1 | 0 |
| 2020 | 8 | 8 | 21 | 14 | 35 | 9.5 | 4.0 | 0 | 1 | 0 | 0 |
| 2021 | 9 | 9 | 21 | 26 | 47 | 13.0 | 6.5 | 0 | 0 | 0 | 0 |
| Career | 31 | 29 | 62 | 69 | 151 | 31.5 | 16.0 | 0 | 3 | 1 | 0 |

Career Highs: Tackles: 14 at Colorado (11/28/20); Tackles For Loss: 3.5 vs. New Mexico State (9/4/21); Sacks: 1.5 at New Mexico State (9/14/19); Pass Breakups: 1 at Utah State (10/31/20), vs. Nevada (11/9/19), vs. Weber State (8/31/19); Forced Fumbles: 1 vs. Fresno State (11/15/19).

2021 Highs: Tackles: 8 vs. Fresno State (10/30/21); Tackles For Loss: 3.5 vs. New Mexico State (9/4/21); Sacks: 1.0, six times.

C. Thomas' Career Game-by-Game

| Date | Opponent | GP | GS | UA | A | TT | TFL | Sk. | Int. | PBU | FF | FR |
|---------|-----------------------|----|----|----|---|----|-----|-----|------|-----|----|----|
| D.19.18 | vs. Ohio# | 1 | 0 | 0 | 0 | 0 | 0.0 | 0.0 | 0 | 0 | 0 | 0 |
| A.31.19 | Weber State | 1 | 1 | 0 | 0 | 0 | 0.0 | 0.0 | 0 | 1 | 0 | 0 |
| S.7.19 | at UCLA | 1 | 1 | 2 | 2 | 4 | 0.5 | 0.0 | 0 | 0 | 0 | 0 |
| S.14.19 | at New Mexico State | 1 | 1 | 1 | 5 | 6 | 1.5 | 1.5 | 0 | 0 | 0 | 0 |
| S.21.19 | Utah State* | 1 | 1 | 2 | 3 | 5 | 1.0 | 0.0 | 0 | 0 | 0 | 0 |
| O.5.19 | at Colorado State* | 1 | 1 | 1 | 3 | 4 | 0.5 | 0.5 | 0 | 0 | 0 | 0 |
| O.12.19 | Wyoming* | 1 | 1 | 3 | 3 | 3 | 0.0 | 0.0 | 0 | 0 | 0 | 0 |
| O.19.19 | at San José State* | 1 | 1 | 2 | 2 | 4 | 1.5 | 0.5 | 0 | 0 | 0 | 0 |
| O.26.19 | at UNLV* | 1 | 1 | 0 | 2 | 2 | 0.0 | 0.0 | 0 | 0 | 0 | 0 |
| N.9.19 | Nevada* | 1 | 1 | 4 | 2 | 6 | 1.0 | 1.0 | 0 | 1 | 0 | 0 |
| N.15.19 | Fresno State* | 1 | 1 | 1 | 2 | 3 | 1.5 | 1.0 | 0 | 0 | 1 | 0 |
| N.23.19 | at Hawai'i* | 1 | 0 | 2 | 1 | 3 | 0.0 | 0.0 | 0 | 0 | 0 | 0 |
| N.30.19 | Brigham Young | 1 | 1 | 1 | 1 | 2 | 0.5 | 0.0 | 0 | 0 | 0 | 0 |
| D.21.19 | vs. Central Michigan~ | 1 | 1 | 1 | 3 | 4 | 1.0 | 1.0 | 0 | 0 | 0 | 0 |
| O.24.20 | UNLV* | 1 | 1 | 1 | 0 | 1 | 0.5 | 0.5 | 0 | 0 | 0 | 0 |
| O.31.20 | at Utah State* | 1 | 1 | 0 | 3 | 3 | 1.0 | 0.5 | 0 | 1 | 0 | 0 |
| N.6.20 | San José State* | 1 | 1 | 0 | 0 | 0 | 0.0 | 0.0 | 0 | 0 | 0 | 0 |
| N.14.20 | Hawai'i* | 1 | 1 | 2 | 1 | 3 | 0.5 | 0.5 | 0 | 0 | 0 | 0 |

| Date | Opponent | GP | GS | UA | A | TT | TFL | Sk. | Int. | PBU | FF | FR |
|---------|----------------------------|----|----|----|---|----|-----|-----|------|-----|----|----|
| N.21.20 | at Nevada* | 1 | 1 | 1 | 0 | 1 | 0.0 | 0.0 | 0 | 0 | 0 | 0 |
| N.28.20 | at Colorado | 1 | 1 | 11 | 3 | 14 | 3.0 | 1.0 | 0 | 0 | 0 | 0 |
| D.5.20 | Colorado State* | 1 | 1 | 3 | 5 | 8 | 2.5 | 0.5 | 0 | 0 | 0 | 0 |
| D.12.20 | at No. 14/16 Brigham Young | 1 | 1 | 4 | 1 | 5 | 2.0 | 1.0 | 0 | 0 | 0 | 0 |
| S.4.21 | New Mexico State | 1 | 1 | 4 | 2 | 6 | 3.5 | 0.0 | 0 | 0 | 0 | 0 |
| S.11.21 | at Arizona | 1 | 1 | 4 | 0 | 4 | 1.0 | 1.0 | 0 | 0 | 0 | 0 |
| S.18.21 | Utah | 1 | 1 | 1 | 5 | 6 | 0.5 | 0.0 | 0 | 0 | 0 | 0 |
| S.25.21 | Towson | 1 | 1 | 0 | 3 | 3 | 1.0 | 1.0 | 0 | 0 | 0 | 0 |
| O.9.21 | New Mexico* | 1 | 1 | 1 | 3 | 4 | 2.0 | 0.5 | 0 | 0 | 0 | 0 |
| O.15.21 | at San José State* | 1 | 1 | 3 | 3 | 6 | 2.0 | 1.0 | 0 | 0 | 0 | 0 |
| O.23.21 | at Air Force* | 1 | 1 | 2 | 3 | 5 | 1.0 | 1.0 | 0 | 0 | 0 | 0 |
| O.30.21 | Fresno State* | 1 | 1 | 4 | 4 | 8 | 1.0 | 1.0 | 0 | 0 | 0 | 0 |
| N.6.21 | at Hawai'i* | 1 | 1 | 2 | 3 | 5 | 1.0 | 1.0 | 0 | 0 | 0 | 0 |

*Bold indicates season high. * - Mountain West game. # - 2018 DXL Frisco Bowl (Toyota Stadium; Frisco, Texas). ~ - 2019 New Mexico Bowl (Dreamstyle Stadium; Albuquerque, N.M.).*

#76 ZACHARY THOMAS

Right Tackle • ^Senior • 6-5 • 300 • Carlsbad, Calif. • Carlsbad HS

- **At San Diego State:** A local lineman out of Carlsbad High School who was in the mix for playing time in 2018 after working as a reserve in 2017 ... Has solid technique ... Entered 2018 as the projected starting right tackle, but can also play guard ... Tore his ACL in the third game of the 2018 season (his second straight start) and missed all of the 2019 spring season ... Started 2019 as the backup left tackle, but became the starting right tackle five games into the season ... Has committed only one penalty over the last two seasons (1,163 snaps) ... Enters the weekend as the projected starting left tackle with 26 career starts on the offensive line, including 17 at right tackle, two at right guard and seven at left tackle.
- **2021 (^Senior):** Has been named a team captain as voted on by his teammates ... Has been named to the Outland Trophy Award Watch List (most outstanding interior lineman) and the Reese's Senior Bowl Watch List ... Also has been named a preseason first-team all-Mountain West selection by the MW media, Phil Steele Magazine, Athlon Sports, Lindy's Sports and Pro Football Focus ... Also was named "SDSU's best offensive player" by College Football News ... Started the team's first six games this season at left tackle (first six starts at LT) before missing the Air Force game with an injury and returning to play off the bench against Fresno State on Oct. 30 before starting at Hawai'i on Nov. 6 ... According to Pro Football Focus, has not allowed a quarterback sack or hit in 208 opportunities on the season and just five hurries ... Is graded as the 10th-ranked offensive lineman in FBS by Pro Football Focus (87.8, min. 375 snaps) (No. 2 in Mountain West) and No. 14 run blocker (87.1, min. 375 snaps) ... vs. New Mexico State (Sept. 4) ... Earned his first career start at left tackle (20th overall) in the opener with New Mexico State on Sept. 4 and played all 65 offensive snaps, earning SDSU's top offensive grade (94.5) from Pro Football Focus ... **at Arizona (Sept. 11)** ... Played 72 of the 73 snaps at Arizona on Sept. 11, not allowing a pressure for the game ... **vs. Utah (Sept. 18)** ... Played all 67 snaps vs. Utah on Sept. 18, allowing just one pressure (a quarterback hurry) in 23 passing opportunities ... For his efforts was named to the Pro Football Focus National Team of the Week, while the entire Aztec offensive line was named the team's offensive players of the week ... vs. Towson (Sept. 25) ... Started and played 66 of the team's 76 snaps at left tackle against Towson on Sept. 25 ... **vs. New Mexico (Oct. 9)** ... Started and played 69 of the team's 71 snaps against New Mexico on Oct. 9, allowing one hurry ... **at San José State (Oct. 15)** ... Started and played all 69 snaps at left tackle at San José State on Oct. 15, allowing just one hurry in 35 passing snaps ... **at Air Force (Oct. 23)** ... Did not travel for the Air Force game on Oct. 23 because of an injury ... **vs. Fresno State (Oct. 30)** ... Played the final 63 snaps off the bench against Fresno State on Oct. 30 ... **at Hawai'i (Nov. 6)** ... Started and played all 62 snaps at Hawai'i on Nov. 6 ... Recorded a penalty in the third quarter, his first since the 2019 New Mexico Bowl ... Now has just one penalty over the last two seasons (1,163 snaps).
- **2020 (Senior):** Garnered second-team all-Mountain West honors by the league's media and coaches ... Earlier was a preseason all-Mountain West third team selection by Athlon Sports ... Started the team's eight games at right tackle ... Part of a team that was named to the Joe Moore Midseason Honor Roll for the best offensive line (one of only two Mountain West teams (also Air Force)) ... Played 556 of the team's 560 offensive snaps (99.3 pct.) at right tackle ... Allowed just two sacks in 220 passing plays (0.91 pct.) and four pressures (1.82 pct.) ... Did not have a penalty in 560 offensive snaps ... Started the opener against UNLV at right tackle for his 10th straight start ... Was one of two Aztecs to be named the team's offensive player of

the week ... Was named to the Pro Football Focus National Team of the Week for his play in a start at Utah State ... Also started vs. San José State, vs. Hawai'i, at Nevada, at Colorado, vs. Colorado State and at No. 14/16 Brigham Young.

- **2019 (Junior):** Was chosen as an honorable-mention selection for the Pro Football Focus Mountain West Team of the Year ... Played in 12 of the team's 13 games, starting the final nine at right tackle ... Did not play in the opener vs. Weber State ... Played on special teams (PAT/FG) the next three games at UCLA, New Mexico State and vs. Utah State ... Earned his first start of the season, first at offensive tackle and third of his career at Colorado State ... Started again at right tackle vs. Wyoming and at San José State ... Started at UNLV, where he was named to the Pro Football Focus Mountain West Team of the Week ... Also started vs. Nevada and against Fresno State ... Was named to the Pro Football Focus Second-Team National Team of the Week and the Pro Football Focus Team of the Week for his play at Hawai'i ... Also started against Brigham Young and vs. Central Michigan in the New Mexico Bowl.
- **2018 (Sophomore):** Played in the first three games of the season, starting twice at right guard ... Played in the opener at No. 13/13 Stanford in big package situations and on special teams ... Earned this first career start at right guard in the home opener vs. Sacramento State ... Also started at right guard vs. No. 23/25 Arizona State before exiting early with a knee injury ... Missed the rest of the season with the injury.
- **2017 (Freshman):** Played in all 13 games as a reserve ... Also came into block on PATs and field goals ... Logged 31 snaps on offense on the season, according to Pro Football Focus ... Played six snaps at Hawai'i, 23 at San José State and two against New Mexico.
- **2016 (Redshirt):** Redshirted his first year behind an offensive line that started four seniors and a junior.
- **High School:** Two-year letter winner at Carlsbad (Calif.) High School ... Alongside fellow 2016 Aztec recruit Troy Cassidy, helped lead Carlsbad to an Avocado West League championship and perfect 4-0 mark in league play in 2015 ... All-CIF San Diego Section first team offense and Avocado West League first team honoree his senior season after recording 47 tackles (4.7 per game), 34 solo, and a team-high 11 tackles for loss, according to MaxPreps ... Made three sacks ... Five or more solo tackles in three contests ... Notched two tackles for loss in four of 10 games ... A two-star recruit by Rivals and Scout ... Played in the Alex Spanos All-Star Football Classic.
- **Personal:** Zachary Robert Thomas was born May 26, 1998, in San Diego ... Son of Mike and Wendy Thomas ... Younger brother, Cameron, is a starting defensive end with the Aztecs ... Also received offers from Colorado State, Nevada, New Mexico and UNLV ... Is majoring in interdisciplinary studies.

Z. Thomas' Career Statistics

| Season | GP | GS |
|---------------|-----------|-----------|
| 2017 | 13 | 0 |
| 2018 | 3 | 2 |
| 2019 | 12 | 9 |
| 2020 | 8 | 8 |
| 2021 | 8 | 7 |
| Career | 44 | 26 |

Z. Thomas' Career Game-by-Game

| Date | Opponent | GP | GS/POS |
|---------|-------------------------|----|-----------------------------|
| S.2.17 | UC Davis | 1 | |
| S.9.17 | at Arizona State | 1 | |
| S.16.17 | No. 19/19 Stanford | 1 | |
| S.23.17 | at Air Force* | 1 | |
| S.30.17 | Northern Illinois | 1 | |
| O.7.17 | at UNLV* | 1 | |
| O.14.17 | Boise State* | 1 | |
| O.21.17 | Fresno State* | 1 | |
| O.28.17 | at Hawai'i* | 1 | |
| N.4.17 | at San José State* | 1 | |
| N.18.17 | Nevada* | 1 | |
| N.24.17 | New Mexico* | 1 | |
| D.23.17 | vs. Army West Point+ | 1 | |
| A.31.18 | at No. 13/13 Stanford | 1 | |
| S.8.18 | Sacramento State | 1 | RG |
| S.15.18 | No. 23/25 Arizona State | 1 | RG |
| S.22.18 | Eastern Michigan | | --- Did Not Play - Inj. --- |

| Date | Opponent | GP | GS/POS |
|---------|----------------------------|----|-----------------------------|
| O.6.18 | at rv/No. 24 Boise State* | | --- Did Not Play - Inj. --- |
| O.12.18 | Air Force* | | --- Did Not Play - Inj. --- |
| O.20.18 | San José State* | | --- Did Not Play - Inj. --- |
| O.27.18 | at Nevada* | | --- Did Not Play - Inj. --- |
| N.3.18 | at New Mexico* | | --- Did Not Play - Inj. --- |
| N.10.18 | UNLV* | | --- Did Not Play - Inj. --- |
| N.17.18 | at Fresno State* | | --- Did Not Play - Inj. --- |
| N.24.18 | Hawai'i* | | --- Did Not Play - Inj. --- |
| D.19.18 | vs. Ohio# | | --- Did Not Play - Inj. --- |
| A.31.19 | Weber State | | --- Did Not Play - Inj. --- |
| S.7.19 | at UCLA | 1 | |
| S.14.19 | at New Mexico State | 1 | |
| S.21.19 | Utah State* | 1 | |
| O.5.19 | at Colorado State* | 1 | RT |
| O.12.19 | Wyoming* | 1 | RT |
| O.19.19 | at San José State* | 1 | RT |
| O.26.19 | at UNLV* | 1 | RT |
| N.9.19 | Nevada* | 1 | RT |
| N.15.19 | Fresno State* | 1 | RT |
| N.23.19 | at Hawai'i* | 1 | RT |
| N.30.19 | Brigham Young | 1 | RT |
| D.21.19 | vs. Central Michigan~ | 1 | RT |
| O.24.20 | UNLV* | 1 | RT |
| O.31.20 | at Utah State* | 1 | RT |
| N.6.20 | San José State* | 1 | RT |
| N.14.20 | Hawai'i* | 1 | RT |
| N.21.20 | at Nevada* | 1 | RT |
| N.28.20 | at Colorado | 1 | RT |
| D.5.20 | Colorado State* | 1 | RT |
| D.12.20 | at No. 14/16 Brigham Young | 1 | RT |
| S.4.21 | New Mexico State | 1 | LT |
| S.11.21 | at Arizona | 1 | LT |
| S.18.21 | Utah | 1 | LT |
| S.25.21 | Towson | 1 | LT |
| O.9.21 | New Mexico* | 1 | LT |
| O.15.21 | at San José State* | 1 | LT |
| O.23.21 | at Air Force* | | --- Did Not Play - Inj. --- |
| O.30.21 | Fresno State* | 1 | |
| N.6.21 | at Hawai'i* | 1 | LT |

* - Mountain West game. + - 2017 Lockheed Martin Armed Forces Bowl (Amon Carter Stadium; Fort Worth, Texas). # - 2018 DXL Frisco Bowl (Toyota Stadium; Frisco, Texas). ~ - 2019 New Mexico Bowl (Dreamstyle Stadium; Albuquerque, N.M.).

#18 TRENTON THOMPSON

Field Warrior • ^Senior • 6-2 • 200 • Palm Springs, Calif. • Palm Springs HS

- **At San Diego State:** Athletic, hard-hitting safety who backed up three-time all-Mountain West pick Malik Smith for most of the 2016 season as a true freshman ... Was sidelined with an injury in 2017, ultimately using his redshirt ... Returned to play in all 13 games in 2018 with eight starts at the boundary warrior position, then started five times in 2019 and four times in 2020 ... Returned for a sixth year because of the COVID season in 2020 ... One of only three Aztecs with four letters (also Andrew Aleki and Tayler Hawkins) ... Enters his final season as the projected starting boundary warrior ... Ranks in a tie for fourth in program history in blocked kicks (2) ... Has played in 52 career games, tied with Hawkins for the most on the team.
- **2021 (^Senior):** Has been named a team captain as voted on by his teammates ... Has been named to the Reese's Senior Bowl Watch List ... Also has been named preseason all-Mountain West by three publications, including a second-team selection by Pro Football Focus, third-team pick by Phil Steele Magazine and a fourth-team selection by Athlon Sports ... Has 27 tackles (21 solo), 2.5 tackles for loss, three interceptions, 11 pass breakups, a forced fumble and two quarterback hurries on the season in nine starts ... Ranks second in FBS in passes defended (INT + PBU) per game (1.56, 1st in MW), third in total passes defended (14, 2nd in MW), tied for fourth in total pass breakups (11, 2nd in MW) and punt return touchdowns (1, T-1st in

MW), tied for 16th in total interceptions (3, T-2nd in MW) and tied for 20th in interceptions per game (0.33, T-3rd in MW) ... **vs. New Mexico State (Sept. 4)** ... Came up with three tackles (two solo) and a PBU in the opener with New Mexico State on Sept. 4, starting for the 18th time of his career ... Played 73 of the 85 snaps ... **at Arizona (Sept. 11)** ... Made four tackles (all solo) in all 58 snaps at Arizona on Sept. 11 ... **vs. Utah (Sept. 18)** ... Registered six tackles (three solo), 0.5 tackles for loss, two pass breakups and a quarterback hurry against Utah on Sept. 18, playing all 93 snaps on defense ... **vs. Towson (Sept. 25)** ... Had two solo tackles in 55 defensive snaps against Towson on Sept. 25 ... **vs. New Mexico (Oct. 9)** ... Had a good game against New Mexico on Oct. 9, making two assisted tackles, an interception and a career-high three pass breakups in 48 snaps ... His four passes defended are tied for the seventh most in a game this season ... Was named the team's defensive player of the game ... **at San José State (Oct. 15)** ... Had another quality game at San José State on Oct. 15, playing all 81 snaps ... Had an interception and three pass breakups ... Recorded an interception in the end zone in the second overtime ... It was his second straight game with an interception ... Also had a career-high three pass breakups for a second straight game ... His four passes defended are tied for the seventh most in a game this season ... **at Air Force (Oct. 23)** ... Made two tackles (two solo), including a tackle for loss, with a forced fumble against Air Force on Oct. 23 ... The forced fumble was the second of his career and first since Nov. 24, 2018 ... The fumble was picked up by Noah Avinger and led to a Matt Araiza field goal ... **vs. Fresno State (Oct. 30)** ... Had five solo tackles against Fresno State on Oct. 30, including a tackle for loss, two pass breakups and a quarterback hurry ... Played in 77 of the team's 81 snaps ... **at Hawai'i (Nov. 6)** ... Had three solo tackles and an interception at Hawai'i on Nov. 6, playing 67 of the 68 defensive snaps ... The interception was his third in the last five games and fourth of his career.

- **2020 (Senior):** Had 36 tackles (26 solo) on the season in seven games (four starts), including 4.5 tackles for loss, three pass breakups and a blocked kick ... Ranked in a tie for 13th in FBS (T-3rd in MW) in blocked kicks (1) ... Also tied for eighth in the MW in PBUs (3) ... Came off the bench against UNLV on Oct. 24, making five tackles with a pass breakup and a blocked punt ... It was his second straight game against UNLV with a blocked punt (also Oct. 26, 2019) ... Did not travel to Utah State on Oct. 31 after injuring an ankle late in the week of practice ... Returned to play off the bench against San José State on Nov. 6, making four tackles (three solo), including 0.5 tackles for loss ... Came off the bench again to play vs. Hawai'i on Nov. 14 without recording a stat ... Started for the first time of the season at Nevada on Nov. 21, where he had three solo tackles and a pass breakup ... Started again at Colorado on Nov. 28, recording a season-high 10 tackles (six solo), including 1.5 tackles for loss and a pass breakup ... It was his second career double-digit tackle game ... Had a good game in a start with Colorado State on Dec. 5, making seven tackles (four solo) with 1.5 tackles for loss ... Had a team-high-tying seven tackles (all solo), including a 3-yard tackle for loss, in a start at No. 14/16 Brigham Young.
- **2019 (Junior):** Played in 12 games, starting five times ... Had 44 tackles (33 solo) on the season, including two tackles for loss, two pass breakups and a blocked punt ... Led the team with five tackles on the punt return unit and tied for the team lead with five tackles on special teams ... Came off the bench for 22 snaps vs. Weber State in the opener, logging one solo tackle ... Had four tackles (two solo) in 37 snaps off the bench at UCLA ... Had two solo stops in 15 snaps at New Mexico State ... Made an assisted tackle in 21 snaps vs. Utah State ... Made three tackles (all solo) in 20 snaps on defense and on special teams at Colorado State ... Registered three assisted tackles in 25 snaps off the bench vs. Wyoming ... Started for the first time of the season at San José State and had a season-high five tackles (all solo), playing all 54 snaps on defense and most special teams units ... Had a career-high 12 tackles and a career-best two tackles for loss along with his first career blocked punt at UNLV ... The blocked punt led to a Caden McDonald touchdown on a fumble recovery in the end zone ... Reached double digits in tackles for the first time of his career ... Entered the game with 19 tackles on the season without a TFL ... Played 12 snaps as a starter against Nevada with one tackle before being ejected for targeting ... Came up with a solo tackle and a pass breakup in a start against Fresno State, playing 27 snaps before exiting with an injury ... Missed the Hawai'i game while recovering from concussion-like symptoms ... Returned against Brigham Young to record nine tackles (eight solo) and pass breakup in 73 snaps off the bench ... Tied for the team lead with nine stops, his second time this season (and for his career) leading the team in tackles ... Registered two stops (one solo) in a starting role vs. Central Michigan in the New Mexico Bowl.
- **2018 (Sophomore):** Played in all 13 games with eight starts ... Had 57 tackles (30 solo), a sack, two tackles for loss, an interception, a forced fumble, two pass breakups and a blocked punt return for a touchdown ... Earned his first career start in the opener at No. 13/13 Stanford, where he had four tackles (two solo) and a pass breakup, playing all 65 snaps ... Had a then career-high six stops (three solo) vs. Sacramento State in another start ... Followed with a ca-

reer-high seven tackles (six solo) and a 7-yard sack off the bench vs. No. 23/21 Arizona State, before being ejected with six seconds remaining for a targeting call ... The sack and tackle for loss were the first of his career ... Came up with four solo tackles in the second half against Eastern Michigan after having to miss the first half because of a targeting call vs. No. 23/21 Arizona State ... Started the second half vs. EMU and played 41 snaps ... Started at rv/No. 24 Boise State, making five tackles (two solo) ... Had two tackles in a start against Air Force, along with a touchdown on special teams, recovering Kaelin Himphill's blocked punt ... The return touchdown put SDSU on top, 14-9, eight seconds before halftime ... It was the Aztecs' first blocked punt since Kameron Kelly blocked one against UNLV on Sept. 27, 2014, and their first blocked punt return for a touchdown since Freddy Keiaho did so against New Mexico on Oct. 22, 2005 ... Started vs. San José State, where he made four tackles (two solo) ... Made three stops (one solo) in a start at Nevada ... Had two tackles (one solo) off the bench at New Mexico ... Made seven tackles (four solo) and a tackle for loss and his first career interception off the bench vs. UNLV en route to being named to the Pro Football Focus Mountain West Team of the Week ... The seven stops tied a career high ... Started at Fresno State, finishing the game with six tackles and a pass breakup ... In a start vs. Hawai'i recorded two tackles and a forced fumble, the first of his career ... The forced fumble came on a punt return and was recovered by Dwayne Johnson Jr. at the Hawai'i 5, which led to a Juwan Washington rushing touchdown ... Had five tackles off the bench against Ohio in the DXL Frisco Bowl.

- **2017 (Redshirt):** Had one solo tackle in three games ... Played in the opener off the bench against UC Davis, recording a solo stop ... Played at Arizona State and against No. 19/19 Stanford on special teams, but did not record a stat ... Missed the rest of the season with a leg injury, but was able to redshirt.
- **2016 (True Freshman):** Had nine tackles and a pass breakup on the season, despite playing in only eight games ... Was one of three true freshmen to play on defensive side of the ball (also Troy Cassidy and Kyrie Woods) ... According to Pro Football Focus, logged 47 snaps on the season ... Did not play and wasn't on the travel squad for the first five games of the season ... Was on the travel squad for the first time of the season at Fresno State, but did not play ... Had four tackles (three solo) in his first career game against San José State, all on special teams ... Ended up logging 13 stats on defense vs. the Spartans ... Had an assisted tackle at Utah State in five snaps ... Registered one solo tackle and had his first pass breakup against Hawai'i in a career-high 22 snaps ... Had an assisted tackle at Nevada ... Logged one snap, but did not record a stat at Wyoming ... Had a solo tackle on special teams against Colorado State ... Did not record a stat in three snaps and special teams action at Wyoming in the MW Championship game ... Logged a solo stop in three snaps vs. Houston in the Las Vegas Bowl.
- **High School:** Earned two letters and played three years at Palm Springs High School in Palm Springs, Calif. ... Helped the Indians go 24-3 (.889), including a 11-1 (.917) mark in league play over the past two years ... Led the 2015 squad to a CIF championship ... Logged 219 total tackles (134 solo) over his three years (according to MaxPreps), adding seven tackles for loss, four interceptions, seven pass deflections, six forced fumbles, two fumble recoveries, four blocked field goals and two blocked punts ... Also caught 16 passes for 325 yards (20.3 avg.) and three touchdowns as a senior in 2015 ... A three-star recruit by Scout and 247sports, and a two-star recruit by Rivals ... Received a grade of 87 by 247sports ... Scout ranked him as the 15th-best outside linebacker in the 2016 class and the 23rd best on the West Coast.
- **Personal:** Trenton Thompson was born Dec. 18, 1997, in Palm Springs, Calif. ... Chose the Aztecs over offers from Colorado State, Nevada, Northern Arizona, UNLV, Utah State and Wyoming ... Is majoring in social science.

Tr. Thompson's Career Statistics

| Season | GP | GS | UA | A | TT | TFL | Sk | Int. | PBU | FF | FR |
|---------------|-----------|-----------|------------|-----------|------------|-------------|------------|----------|-----------|----------|----------|
| 2016 | 8 | 0 | 6 | 3 | 9 | 0.0 | 0.0 | 0 | 1 | 0 | 0 |
| 2017 | 3 | 0 | 1 | 0 | 1 | 0.0 | 0.0 | 0 | 0 | 0 | 0 |
| 2018 | 13 | 8 | 30 | 27 | 57 | 2.0 | 1.0 | 1 | 2 | 1 | 0 |
| 2019 | 12 | 5 | 33 | 11 | 44 | 2.0 | 0.0 | 0 | 2 | 0 | 0 |
| 2020 | 7 | 4 | 26 | 10 | 36 | 4.5 | 0.0 | 0 | 3 | 0 | 0 |
| 2021 | 9 | 9 | 21 | 6 | 27 | 2.5 | 0.0 | 3 | 11 | 1 | 0 |
| Career | 52 | 26 | 117 | 57 | 174 | 11.0 | 1.0 | 4 | 19 | 2 | 0 |

Career Highs: Tackles: 12 at UNLV (10/26/19); Tackles For Loss: 2.0 at UNLV (10/26/19); Sacks: 1.0 vs. No. 23/25 Arizona State (9/15/18); Interceptions: 1, four times; Pass Breakups: 3 at San José State (10/15/21), vs. New Mexico (10/9/21); Forced Fumbles: 1 at Air Force (10/23/21), vs. Hawai'i (11/24/18); Blocked Punts: 1 vs. UNLV (10/24/20), at UNLV (10/26/19); Punt Return Touchdowns: 1 vs. Utah (9/18/21), vs. Air Force (10/12/18).

2021 Highs: Tackles: 6 vs. Utah (9/18/21); Tackles For Loss: 1.0 vs. Fresno State (10/30/21), at Air Force (10/23/21); Interceptions: 1 at Hawai'i (11/6/21), at San José State

(10/15/21), vs. New Mexico (10/9/21); Pass Breakups: 3 at San José State (10/15/21), vs. New Mexico (10/9/21); Forced Fumbles: 1 at Air Force (10/23/21); Punt Return Touchdowns: 1 vs. Utah (9/18/21).

Tr. Thompson's Career Game-by-Game

| Date | Opponent | GP | GS | UA | A | TT | TFL | Sk. | Int. | PBU | FF | FR |
|---------|---------------------------|----|----|----|---|----|-----|-----|------|-----|----|----|
| S.3.16 | New Hampshire | | | | | | | | | | | |
| S.10.16 | California | | | | | | | | | | | |
| S.17.16 | at Northern Illinois | | | | | | | | | | | |
| O.1.16 | at South Alabama | | | | | | | | | | | |
| O.8.16 | UNLV* | | | | | | | | | | | |
| O.14.16 | at Fresno State* | | | | | | | | | | | |
| O.21.16 | San José State* | 1 | 0 | 3 | 1 | 4 | 0.0 | 0.0 | 0 | 0 | 0 | 0 |
| O.28.16 | at Utah State* | 1 | 0 | 0 | 1 | 1 | 0.0 | 0.0 | 0 | 0 | 0 | 0 |
| N.5.16 | Hawai'i* | 1 | 0 | 1 | 0 | 1 | 0.0 | 0.0 | 0 | 0 | 0 | 0 |
| N.12.16 | at Nevada* | 1 | 0 | 0 | 1 | 1 | 0.0 | 0.0 | 0 | 0 | 0 | 0 |
| N.19.16 | at Wyoming* | 1 | 0 | 0 | 0 | 0 | 0.0 | 0.0 | 0 | 0 | 0 | 0 |
| N.26.16 | Colorado State* | 1 | 0 | 1 | 0 | 1 | 0.0 | 0.0 | 0 | 0 | 0 | 0 |
| D.3.16 | at Wyoming@ | 1 | 0 | 0 | 0 | 0 | 0.0 | 0.0 | 0 | 0 | 0 | 0 |
| D.17.16 | vs. Houston^ | 1 | 0 | 1 | 0 | 1 | 0.0 | 0.0 | 0 | 0 | 0 | 0 |
| S.2.17 | UC Davis | 1 | 0 | 1 | 0 | 1 | 0.0 | 0.0 | 0 | 0 | 0 | 0 |
| S.9.17 | at Arizona State | 1 | 0 | 0 | 0 | 0 | 0.0 | 0.0 | 0 | 0 | 0 | 0 |
| S.16.17 | No. 19/19 Stanford | 1 | 0 | 0 | 0 | 0 | 0.0 | 0.0 | 0 | 0 | 0 | 0 |
| S.23.17 | at Air Force* | | | | | | | | | | | |
| S.30.17 | Northern Illinois | | | | | | | | | | | |
| O.7.17 | at UNLV* | | | | | | | | | | | |
| O.14.17 | Boise State* | | | | | | | | | | | |
| O.21.17 | Fresno State* | | | | | | | | | | | |
| O.28.17 | at Hawai'i* | | | | | | | | | | | |
| N.4.17 | at San José State* | | | | | | | | | | | |
| N.18.17 | Nevada* | | | | | | | | | | | |
| N.24.17 | New Mexico* | | | | | | | | | | | |
| D.23.17 | vs. Army West Point+ | | | | | | | | | | | |
| A.31.18 | at No. 13/13 Stanford | 1 | 1 | 2 | 2 | 4 | 0.0 | 0.0 | 0 | 1 | 0 | 0 |
| S.8.18 | Sacramento State | 1 | 1 | 3 | 3 | 6 | 0.0 | 0.0 | 0 | 0 | 0 | 0 |
| S.15.18 | No. 23/25 Arizona State | 1 | 0 | 6 | 1 | 7 | 1.0 | 1.0 | 0 | 0 | 0 | 0 |
| S.22.18 | Eastern Michigan | 1 | 0 | 4 | 0 | 4 | 0.0 | 0.0 | 0 | 0 | 0 | 0 |
| O.6.18 | at rv/No. 24 Boise State* | 1 | 1 | 2 | 3 | 5 | 0.0 | 0.0 | 0 | 0 | 0 | 0 |
| O.12.18 | Air Force* | 1 | 1 | 0 | 2 | 2 | 0.0 | 0.0 | 0 | 0 | 0 | 0 |
| O.20.18 | San José State* | 1 | 1 | 2 | 2 | 4 | 0.0 | 0.0 | 0 | 0 | 0 | 0 |
| O.27.18 | at Nevada* | 1 | 1 | 1 | 2 | 3 | 0.0 | 0.0 | 0 | 0 | 0 | 0 |
| N.3.18 | at New Mexico* | 1 | 0 | 1 | 1 | 2 | 0.0 | 0.0 | 0 | 0 | 0 | 0 |
| N.10.18 | UNLV* | 1 | 0 | 4 | 3 | 7 | 1.0 | 0.0 | 1 | 0 | 0 | 0 |
| N.17.18 | at Fresno State* | 1 | 1 | 1 | 5 | 6 | 0.0 | 0.0 | 0 | 1 | 0 | 0 |
| N.24.18 | Hawai'i* | 1 | 1 | 2 | 0 | 2 | 0.0 | 0.0 | 0 | 0 | 1 | 0 |
| D.19.18 | vs. Ohio# | 1 | 0 | 2 | 3 | 5 | 0.0 | 0.0 | 0 | 0 | 0 | 0 |
| A.31.19 | Weber State | 1 | 0 | 1 | 0 | 1 | 0.0 | 0.0 | 0 | 0 | 0 | 0 |
| S.7.19 | at UCLA | 1 | 0 | 2 | 2 | 4 | 0.0 | 0.0 | 0 | 0 | 0 | 0 |
| S.14.19 | at New Mexico State | 1 | 0 | 2 | 0 | 2 | 0.0 | 0.0 | 0 | 0 | 0 | 0 |
| S.21.19 | Utah State* | 1 | 0 | 0 | 1 | 1 | 0.0 | 0.0 | 0 | 0 | 0 | 0 |
| O.5.19 | at Colorado State* | 1 | 0 | 3 | 0 | 3 | 0.0 | 0.0 | 0 | 0 | 0 | 0 |
| O.12.19 | Wyoming* | 1 | 0 | 0 | 3 | 3 | 0.0 | 0.0 | 0 | 0 | 0 | 0 |
| O.19.19 | at San José State* | 1 | 1 | 5 | 0 | 5 | 0.0 | 0.0 | 0 | 0 | 0 | 0 |
| O.26.19 | at UNLV* | 1 | 1 | 9 | 3 | 12 | 2.0 | 0.0 | 0 | 0 | 0 | 0 |
| N.9.19 | Nevada* | 1 | 1 | 1 | 0 | 1 | 0.0 | 0.0 | 0 | 0 | 0 | 0 |
| N.15.19 | Fresno State* | 1 | 1 | 1 | 0 | 1 | 0.0 | 0.0 | 0 | 1 | 0 | 0 |
| N.23.19 | at Hawai'i* | | | | | | | | | | | |
| N.30.19 | Brigham Young | 1 | 0 | 8 | 1 | 9 | 0.0 | 0.0 | 0 | 1 | 0 | 0 |
| D.21.19 | vs. Central Michigan~ | 1 | 1 | 1 | 1 | 2 | 0.0 | 0.0 | 0 | 0 | 0 | 0 |
| O.24.20 | UNLV* | 1 | 0 | 3 | 2 | 5 | 0.0 | 0.0 | 0 | 1 | 0 | 0 |
| O.31.20 | at Utah State* | | | | | | | | | | | |
| N.6.20 | San José State* | 1 | 0 | 3 | 1 | 4 | 0.5 | 0.0 | 0 | 0 | 0 | 0 |
| N.14.20 | Hawai'i* | 1 | 0 | 0 | 0 | 0 | 0.0 | 0.0 | 0 | 0 | 0 | 0 |
| N.21.20 | at Nevada* | 1 | 1 | 3 | 0 | 3 | 0.0 | 0.0 | 0 | 1 | 0 | 0 |

| Date | Opponent | GP | GS | UA | A | TT | TFL | Sk. | Int. | PBU | FF | FR |
|---------|----------------------------|----|----|----|---|----|-----|-----|------|-----|----|----|
| N.28.20 | at Colorado | 1 | 1 | 6 | 4 | 10 | 1.5 | 0.0 | 0 | 1 | 0 | 0 |
| D.5.20 | Colorado State* | 1 | 1 | 4 | 3 | 7 | 1.5 | 0.0 | 0 | 0 | 0 | 0 |
| D.12.20 | at No. 14/16 Brigham Young | 1 | 1 | 7 | 0 | 7 | 1.0 | 0.0 | 0 | 0 | 0 | 0 |
| S.4.21 | New Mexico State | 1 | 1 | 2 | 1 | 3 | 0.0 | 0.0 | 0 | 1 | 0 | 0 |
| S.11.21 | at Arizona | 1 | 1 | 4 | 0 | 4 | 0.0 | 0.0 | 0 | 0 | 0 | 0 |
| S.18.21 | Utah | 1 | 1 | 3 | 3 | 6 | 0.5 | 0.0 | 0 | 2 | 0 | 0 |
| S.25.21 | Towson | 1 | 1 | 2 | 0 | 2 | 0.0 | 0.0 | 0 | 0 | 0 | 0 |
| O.9.21 | New Mexico* | 1 | 1 | 0 | 2 | 2 | 0.0 | 0.0 | 1 | 3 | 0 | 0 |
| O.15.21 | at San José State* | 1 | 1 | 0 | 0 | 0 | 0.0 | 0.0 | 1 | 3 | 0 | 0 |
| O.23.21 | at Air Force* | 1 | 1 | 2 | 0 | 2 | 1.0 | 0.0 | 0 | 0 | 1 | 0 |
| O.30.21 | Fresno State* | 1 | 1 | 5 | 0 | 5 | 1.0 | 0.0 | 0 | 2 | 0 | 0 |
| N.6.21 | at Hawai'i* | 1 | 1 | 3 | 0 | 3 | 0.0 | 0.0 | 1 | 0 | 0 | 0 |

*Bold indicates season high. * - Mountain West game. @ - 2016 Mountain West Championship (War Memorial Stadium; Laramie, Wyo.). ^ - 2016 Las Vegas Bowl (Sam Boyd Stadium; Las Vegas, Nev.). + - 2017 Lockheed Martin Armed Forces Bowl (Amon Carter Stadium; Fort Worth, Texas). # - 2018 DXL Frisco Bowl (Toyota Stadium; Frisco, Texas). ~ - 2019 New Mexico Bowl (Dreamstyle Stadium; Albuquerque, N.M.).*

#10 NOAH TUMBLIN

Cornerback • Sophomore • 6-2 • 180 • San Diego, Calif. • Mira Mesa HS

- **At San Diego State:** Athletic cornerback, who was a dual-sport start at nearby Mira Mesa High School ... Is a speedy DB with a good first step ... Enters the weekend as the starting field cornerback.
- **2021 (Sophomore):** Has 25 tackles (23 solo) and five pass breakups in nine games this season, including six starts ... **Leads the Aztecs with 23 tackles on passing plays ... vs. New Mexico State (Sept. 4)** ... Played significant time off the bench (61 of 85 snaps) against New Mexico State on Sept. 4, recording eight solo tackles and four pass breakups after entering the game with two stops in seven career games ... **The four pass breakups are tied for the fourth most in a game in FBS this season and tied for the fifth most in a game in school history (an Aztec has only recorded games with at least four PBUs 15 times in program history) ... Led the team in tackles for the first time of his career ... at Arizona (Sept. 11)** ... Earned his first career start at Arizona on Sept. 11, making one solo tackle in 39 snaps ... **vs. Utah (Sept. 18)** ... Started again vs. Utah on Sept. 18, recording five tackles (four solo) while playing 88 of the team's 93 defensive snaps ... **vs. Towson (Sept. 25)** ... Came up with four solo tackles in another start against Towson on Sept. 25, playing 55 of the team's 60 snaps ... **vs. New Mexico (Oct. 9)** ... Logged an assisted tackle in 35 snaps in a start against New Mexico on Oct. 9 ... **at San José State (Oct. 15)** ... Came up with a pair of solo tackles in a start and 71 snaps at San José State on Oct. 15 ... **at Air Force (Oct. 23)** ... Registered one tackle in nine tackles off the bench at Air Force on Oct. 23 ... **vs. Fresno State (Oct. 30)** ... Had two solo tackles and a pass breakup in 44 snaps off the bench against Fresno State on Oct. 30 ... **at Hawai'i (Nov. 6)** ... Earned the start at Hawai'i on Nov. 6, making one solo tackle in 39 snaps.
- **2020 (Freshman):** Played in seven games, mainly on special teams ... Recorded two solo tackles ... Was on the travel squad for the opener against UNLV on Oct. 24 but did not play ... Made his collegiate debut the following week at Utah State (Oct. 31) without recording a stat ... Also logged statless time on special teams in each of the next three games ... Recorded his first career tackle Nov. 28 on special teams at Colorado ... Also had a tackle in the next game vs. Colorado State on Dec. 5 ... Logged statless time on special teams in the finale at No. 14/16 Brigham Young on Dec. 12.
- **2019 (Redshirt):** Redshirted his first season on The Mesa.
- **High School:** Played three seasons at nearby Mira Mesa High School ... According to MaxPreps, as a dual-threat quarterback, was 314-for-536 for 4,589 yards and 40 touchdowns against just 11 interceptions, while running for 1,891 yards and 23 touchdowns on 281 carries (6.7 avg.) ... Best season statistically in 2018, where he led the Marauders to a 10-3 overall record, going 111-for-176 (63.1 pct.) for 1,865 yards and 20 touchdowns with just one interception ... Also rushed for 966 yards and 15 touchdowns on 176 carries (5.5 avg.) ... A three-star recruit by 247sports as a dual-threat quarterback with a scout grade of 81, and a two-star dual-threat quarterback by Rivals ... Also was a star point guard on the Mira Mesa basketball team.
- **Personal:** Noah B Tumblin was born April 4, 2001 in San Diego ... Son of Jesse and Nikya Tumblin ... Chose San Diego State over offers from Brigham Young, Cal Poly and San Diego ... Is majoring in communication.

Tumblin's Career Statistics

| Season | GP | GS | UA | A | TT | TFL | Sk | Int. | PBU | FF | FR |
|---------------|-----------|----------|-----------|----------|-----------|------------|------------|----------|----------|----------|----------|
| 2020 | 7 | 0 | 2 | 0 | 2 | 0.0 | 0.0 | 0 | 0 | 0 | 0 |
| 2021 | 9 | 6 | 23 | 2 | 25 | 0.0 | 0.0 | 0 | 5 | 0 | 0 |
| Career | 16 | 6 | 25 | 2 | 27 | 0.0 | 0.0 | 0 | 5 | 0 | 0 |

Career/2021 Highs: Tackles: 8 vs. New Mexico State (9/4/21); Pass Breakups: 4 vs. New Mexico State (9/4/21).

Tumblin's Career Game-by-Game

| Date | Opponent | GP | GS | UA | A | TT | TFL | Sk. | Int. | PBU | FF | FR |
|---------|----------------------------|----|----|----------------------|---|----|-----|-----|------|-----|----|----|
| 0.24.20 | UNLV* | | | --- Did Not Play --- | | | | | | | | |
| 0.31.20 | at Utah State* | 1 | 0 | 0 | 0 | 0 | 0.0 | 0.0 | 0 | 0 | 0 | 0 |
| N.6.20 | San José State* | 1 | 0 | 0 | 0 | 0 | 0.0 | 0.0 | 0 | 0 | 0 | 0 |
| N.14.20 | Hawai'i* | 1 | 0 | 0 | 0 | 0 | 0.0 | 0.0 | 0 | 0 | 0 | 0 |
| N.21.20 | at Nevada* | 1 | 0 | 0 | 0 | 0 | 0.0 | 0.0 | 0 | 0 | 0 | 0 |
| N.28.20 | at Colorado | 1 | 0 | 1 | 0 | 1 | 0.0 | 0.0 | 0 | 0 | 0 | 0 |
| D.5.20 | Colorado State* | 1 | 0 | 1 | 0 | 1 | 0.0 | 0.0 | 0 | 0 | 0 | 0 |
| D.12.20 | at No. 14/16 Brigham Young | 1 | 0 | 0 | 0 | 0 | 0.0 | 0.0 | 0 | 0 | 0 | 0 |
| S.4.21 | New Mexico State | 1 | 0 | 8 | 0 | 8 | 0.0 | 0.0 | 0 | 4 | 0 | 0 |
| S.11.21 | at Arizona | 1 | 1 | 1 | 0 | 1 | 0.0 | 0.0 | 0 | 0 | 0 | 0 |
| S.18.21 | Utah | 1 | 1 | 4 | 1 | 5 | 0.0 | 0.0 | 0 | 0 | 0 | 0 |
| S.25.21 | Towson | 1 | 1 | 4 | 0 | 4 | 0.0 | 0.0 | 0 | 0 | 0 | 0 |
| 0.9.21 | New Mexico* | 1 | 1 | 0 | 1 | 1 | 0.0 | 0.0 | 0 | 0 | 0 | 0 |
| 0.15.21 | at San José State* | 1 | 1 | 2 | 0 | 2 | 0.0 | 0.0 | 0 | 0 | 0 | 0 |
| 0.23.21 | at Air Force* | 1 | 0 | 1 | 0 | 1 | 0.0 | 0.0 | 0 | 0 | 0 | 0 |
| 0.30.21 | Fresno State* | 1 | 0 | 2 | 0 | 2 | 0.0 | 0.0 | 0 | 1 | 0 | 0 |
| N.6.21 | at Hawai'i* | 1 | 1 | 1 | 0 | 1 | 0.0 | 0.0 | 0 | 0 | 0 | 0 |

*Bold indicates season high. * - Mountain West game.*

#72 ALAMA ULUAVE (ALL-ah-mah OOO-loo-ah-vay)

Center • Senior • 6-2 • 305 • Laie, Hawaii • Punahou HS

- **At San Diego State:** Big, offensive linemen who gained experience two years (2018-19) working on special teams as a true freshman before starting at center last season (2020) ... Continues to work on his technique ... Enters the season as the projecting starting center.
- **2021 (Senior):** Has been named to the Polynesian College Football Player of the Year Award Watch List, which is presented annually to the most outstanding college football player of Polynesian ancestry that epitomizes great ability and integrity ... Has also been named a preseason second-team all-Mountain West selection as an interior offensive lineman by Pro Football Focus ... Has started the team's nine games at center ... According to Pro Football Focus, has allowed just three pressures (one sack, two hurries) in 229 passing chances ... Has played the most offensive snaps on the team (597) ... Started for the ninth straight game at center in the opener with New Mexico State on Sept. 4, playing all 63 snaps ... Started and played all 73 snaps at Arizona on Sept. 11 ... Started and played all 67 snaps vs. Utah on Sept. 18, playing with an offensive line that was named the team's offensive players of the week ... Played 66 out of the team's 76 offensive snaps in a 48-21 Aztec win over Towson on Sept. 25 ... Played 69 of the team's 71 offensive snaps against New Mexico on Oct. 9, not allowing a quarterback pressure in 28 chances ... Started again and played all 69 snaps at San José State on Oct. 15 ... Played all 53 offensive snaps at Air Force on Oct. 23 ... Started and played all 75 offensive snaps against Fresno State on Oct. 30 ... Logged all 62 snaps at Hawai'i on Oct. 30.
- **2020 (Junior):** Started the team's eight games at center ... Part of a team that was named to the Joe Moore Midseason Honor Roll for the best offensive line (one of only two Mountain West teams (also Air Force)) ... Played 553 of the team's 560 offensive snaps at center ... Had only one penalty on the season (0.18 pct.) ... Started the opener at center against UNLV for his first career start ... Started again at Utah State, vs. San José State, vs. Hawai'i, at Nevada, at Colorado, vs. Colorado State and at No. 14/16 Brigham Young.
- **2019 (Sophomore):** Played in 12 of the team's 13 games, mainly on special teams and always on the punt unit ... Only game he did not play was against Brigham Young on Nov. 30 ... Played his first offensive snaps in the New Mexico Bowl vs. Central Michigan, late in an eventual 48-11 victory.
- **2018 (True Freshman):** Played in the team's final seven games of the season, all on special teams ... Was on the travel squad for 11 of the team's 13 games ... Made his collegiate debut against San José State on Oct. 20 ... Then played the next six games, including the DXL Frisco Bowl against Ohio.

- **High School:** Was a three-year letter winner at Punahou High School in Honolulu, Hawaii, the same school as Aztec linebacker brother Seyddrick Lakalaka ... Was first-team ILH and played in the Nike Final 5 ... Was a three-star recruit by both Rivals and 247sports ... Ranked as the seventh-best recruit in Hawaii by 247sports and the 23rd-best center by the outlet ... Also played basketball and baseball, and competed on the track and field team ... Was a state champion in the shot put and the discus throw for the Buffs' track and field team won a state championship.
- **Personal:** Alama Po'okela Uluave was born June 23, 1999, in Honolulu ... Son of Caroline Uluave ... According to Rivals, also received offers from Washington State, Boise State, Fresno State, Army West Point, Texas Tech, Colorado State, Syracuse, Air Force, UNLV, Hawai'i and Yale ... Is majoring in public communications and sociology.

Uluave's Career Statistics

| Season | GP | GS |
|---------------|-----------|-----------|
| 2018 | 7 | 0 |
| 2019 | 12 | 0 |
| 2020 | 8 | 8 |
| 2021 | 9 | 9 |
| Career | 36 | 17 |

Uluave's Career Game-by-Game

| Date | Opponent | GP | GS/POS |
|---------|----------------------------|----|----------------------|
| A.31.18 | at No. 13/13 Stanford | | --- Did Not Play --- |
| S.8.18 | Sacramento State | | --- Did Not Play --- |
| S.15.18 | No. 23/25 Arizona State | | --- Did Not Play --- |
| S.22.18 | Eastern Michigan | | --- Did Not Play --- |
| 0.6.18 | at rv/No. 24 Boise State* | | --- Did Not Play --- |
| 0.12.18 | Air Force* | | --- Did Not Play --- |
| 0.20.18 | San José State* | 1 | |
| 0.27.18 | at Nevada* | 1 | |
| N.3.18 | at New Mexico* | 1 | |
| N.10.18 | UNLV* | 1 | |
| N.17.18 | at Fresno State* | 1 | |
| N.24.18 | Hawai'i* | 1 | |
| D.19.18 | vs. Ohio# | 1 | |
| A.31.19 | Weber State | 1 | |
| S.7.19 | at UCLA | 1 | |
| S.14.19 | at New Mexico State | 1 | |
| S.21.19 | Utah State* | 1 | |
| 0.5.19 | at Colorado State* | 1 | |
| 0.12.19 | Wyoming* | 1 | |
| 0.19.19 | at San José State* | 1 | |
| 0.26.19 | at UNLV* | 1 | |
| N.9.19 | Nevada* | 1 | |
| N.15.19 | Fresno State* | 1 | |
| N.23.19 | at Hawai'i* | 1 | |
| N.30.19 | Brigham Young | | --- Did Not Play --- |
| D.21.19 | vs. Central Michigan~ | 1 | |
| 0.24.20 | UNLV* | 1 | C |
| 0.31.20 | at Utah State* | 1 | C |
| N.6.20 | San José State* | 1 | C |
| N.14.20 | Hawai'i* | 1 | C |
| N.21.20 | at Nevada* | 1 | C |
| N.28.20 | at Colorado* | 1 | C |
| D.5.20 | Colorado State* | 1 | C |
| D.12.20 | at No. 14/16 Brigham Young | 1 | C |
| S.4.21 | New Mexico State | 1 | C |
| S.11.21 | at Arizona | 1 | C |
| S.18.21 | Utah | 1 | C |
| S.25.21 | Towson | 1 | C |
| 0.9.21 | New Mexico* | 1 | C |
| 0.15.21 | at San José State* | 1 | C |
| 0.23.21 | at Air Force* | 1 | C |
| 0.30.21 | Fresno State* | 1 | C |

| Date | Opponent | GP | GS/POS |
|--------|-------------|----|--------|
| N.6.21 | at Hawai'i* | 1 | C |

* - Mountain West game. # - 2018 DXL Frisco Bowl (Toyota Stadium; Frisco, Texas). ~ - 2019 New Mexico Bowl (Dreamstyle Stadium; Albuquerque, N.M.).

Stadium; Albuquerque, N.M.).

#19 KYRON WHITE

Safety • Sophomore • 5-11 • 195 • Fort Worth, Texas • Arlington HS

- **At San Diego State:** Young safety who has shown promise early in his career ... Was working with the second team late in the 2019 fall camp before suffering an injury ... Enters the Nevada game as the backup signature 'Aztec' position in the 3-3-5 defense to Patrick McMorris.
- **2021 (Sophomore):** Has four tackles in seven games with only three on defense ... **vs. New Mexico State (Sept. 4)** ... Made one tackle on special teams (punt unit) in the opener with New Mexico State on Sept. 4 ... **at Arizona (Sept. 11)** ... Logged three snaps at safety in the final drive at Arizona on Sept. 11 and the kickoff and punt unites without recording a stat ... **vs. Utah (Sept. 18)** ... Saw his most extensive playing time of his career against Utah on Sept. 18 after starting Aztec (safety) Patrick McMorris was ejected for targeting early in the second quarter ... Finished with a career-high three tackles (one solo) in 69 snaps after entering the game with six career prior snaps ... **vs. Towson (Sept. 25)** ... Logged special teams snaps against Towson on Sept. 25 without recording a stat ... **vs. New Mexico (Oct. 9)** ... Did not play against New Mexico on Oct. 9 because of an injury ... Played on special teams at San José State on Oct. 15, at Air Force on Oct. 23, against Fresno State on Oct. 30 and at Hawai'i on Nov. 6.
- **2020 (Freshman):** Played in six of the team's eight games on special teams ... Recorded three tackles (two solo) and a forced fumble ... Made his first career tackles in the opener against UNLV on Oct. 24, which went down as a solo stop ... Did not record a stat at Utah State on Oct. 31 ... Had an assisted tackle on Nov. 6 vs. San José State ... Followed with a solo tackle and forced fumble against Hawai'i on Nov. 14 ... The fumble, which was recovered by Andrew Alves, came in the second quarter on a Tanner Kuljian punt and led to a Greg Bell rushing touchdown to put the Aztecs up, 21-0 ... Did not record a stat in consecutive games at Nevada (Nov. 21) and at Colorado (Nov. 28) ... Did not play in the last two games (Dec. 5 vs. Colorado State and Dec. 12 at No. 14/16 Brigham Young).
- **2019 (Redshirt):** Played in one game on the season without recording a stat ... Overcame an early season injury and was on the travel squad for seven straight games, including Colorado State, Wyoming, San José State, UNLV, Nevada, Fresno State and Hawai'i ... Played late in a 48-11 Aztec lead against Central Michigan in the New Mexico Bowl on Dec. 21 without recording a stat.
- **High School:** Received first-team all-District 4-6A honors at safety as a junior in 2017 for Arlington (Texas) High School ... Helped the Colts to a 10-3 record that season and their first regional berth since 2012 ... Finished with 119 tackles and three interceptions during his sophomore campaign in 2016, according to the Fort Worth Star-Telegram ... Was rated a three-star recruit by Rivals and 247Sports ... Earned a grade of 80 by 247Sports and a 72 by ESPN ... Also competed in basketball and track for Arlington High.
- **Personal:** Kyrion Marquise White was born Nov. 1, 2001 in Fort Worth, Texas ... Son of Keith White and Andrea Goodspeed ... Chose the Aztecs over the likes of Baylor, Colorado State, Iowa State, Minnesota, Nevada, New Mexico and North Texas ... Is majoring in biology.

White's Career Statistics

| Season | GP | GS | UA | A | TT | TFL | Sk | Int. | PBU | FF | FR |
|---------------|-----------|----------|----------|----------|----------|------------|------------|----------|----------|----------|----------|
| 2019 | 1 | 0 | 0 | 0 | 0 | 0.0 | 0.0 | 0 | 0 | 0 | 0 |
| 2020 | 6 | 0 | 2 | 1 | 3 | 0.0 | 0.0 | 0 | 0 | 1 | 0 |
| 2021 | 8 | 0 | 2 | 2 | 4 | 0.0 | 0.0 | 0 | 0 | 0 | 0 |
| Career | 15 | 0 | 4 | 3 | 7 | 0.0 | 0.0 | 0 | 0 | 1 | 0 |

Career Highs: Tackles: 3 vs. Utah (9/18/21); Forced Fumbles: 1 vs. Hawai'i (11/14/20)

2021 Highs: Tackles: 3 vs. Utah (9/18/21).

White's Career Game-by-Game (Stats Only)

| Date | Opponent | GP | GS | UA | A | TT | TFL | Sk. | Int. | PBU | FF | FR |
|---------|------------------|----|----|----|---|----|-----|-----|------|-----|----|----|
| 0.24.20 | UNLV* | 1 | 0 | 1 | 0 | 1 | 0.0 | 0.0 | 0 | 0 | 0 | 0 |
| N.6.20 | San José State* | 1 | 0 | 1 | 0 | 1 | 0.0 | 0.0 | 0 | 0 | 0 | 0 |
| N.14.20 | Hawai'i* | 1 | 0 | 1 | 0 | 1 | 0.0 | 0.0 | 0 | 0 | 1 | 0 |
| S.4.21 | New Mexico State | 1 | 0 | 1 | 0 | 1 | 0.0 | 0.0 | 0 | 0 | 0 | 0 |
| S.18.21 | Utah | 1 | 0 | 1 | 2 | 3 | 0.0 | 0.0 | 0 | 0 | 0 | 0 |

Bold indicates season high. * - Mountain West game. ~ - 2019 New Mexico Bowl (Dreamstyle

#26 KAEGUN WILLIAMS

Running Back • Senior • 5-9 • 195 • Cedar Hill, Texas • Cedar Hill HS

- **At San Diego State:** A versatile running back who will look for more playing time this year after showing glimpses of his potential the past three seasons ... Entered 2018 third on the depth chart with Chance Bell, but moved up when Juwan Washington went out with an injury ... Saw more playing time in 2019 as a sophomore and more last year ... Enters the season as the co-starter 'F' running back with Jordan Byrd ... Also could see some action in the return game and plays all four units on special teams - kickoff, punt, kick return and punt return.
- **2021 (Senior):** Has played in all nine games on the season with one start, rushing 45 times for 202 yards (4.5 avg.) and two touchdowns with a long of 25 yards ... Also has five catches for 38 yards (7.6 avg.) ... Also has returned seven kickoffs for 136 yards (19.4 avg.) with a long of 20 yards and has blocked a punt ... Is tied for 12th in FBS in blocked kicks (1, T-2nd in MW) ... **vs. New Mexico State (Sept. 4)** ... Played 16 snaps off the bench in the opener against New Mexico State on Sept. 4, rushing three times for 11 yards (3.7 avg.) and a long of 11 yards ... **at Arizona (Sept. 11)** ... Was named the Mountain West Special Teams Player of the Week for his play at Arizona on Arizona on Sept. 11 when he blocked a punt in the first quarter, which was scooped up by Tyrrell Shavers and returned 27 yards for a touchdown, to put the Aztecs up, 21-0, and proved to be the game-winning score ... Also ran nine times for 42 yards (4.7 avg.) with a long of 23 yards in 13 offensive snaps and caught a 13-yard pass ... **vs. Utah (Sept. 18)** ... Rushed three times for negative 1-yard in 14 snaps off the bench against Utah on Sept. 18 and caught one pass ... Also returned two kickoffs for 33 yards (16.5 avg.) with a long of 18 yards ... **vs. Towson (Sept. 25)** ... Ran for 76 yards on just 10 carries (7.6 avg.) with a touchdown in just 24 snaps, while adding a 9-yard catch and a 16-yard kick return ... The touchdown was eight yards out and tied the game up at 7-7 in the first quarter ... Had a long run of 25 yards ... Recorded his first rushing touchdown of the season and second of his career ... The touchdown was his first overall score this year and third of his career ... **vs. New Mexico (Oct. 9)** ... Ran six times for 22 yards (3.7 avg.) with a long of eight yards in 12 snaps off the bench against New Mexico on Oct. 9 ... Also caught a 6-yard pass ... **at San José State (Oct. 15)** ... Played just seven snaps on offense at San José State on Oct. 15 without recording a stat ... **at Air Force (Oct. 23)** ... Earned the start at Air Force on Oct. 23, his first since Oct. 20, 2018 against San José State ... Finished with 34 rushing yards on 10 attempts (3.4 avg.) with a touchdown and a long run of nine yards ... Scored his second rushing touchdown of the season and third of his career ... Now has two overall touchdowns this year and four for his career ... Played 18 snaps overall ... Was named one of SDSU's offensive players of the game ... **vs. Fresno State (Oct. 30)** ... Ran for 23 yards on just three attempts (7.7 avg.) in just 10 offensive snaps against Fresno State on Oct. 30 ... Also returned a career-high four kickoffs for 87 yards (21.8 avg.) with a long of 29 yards ... His 110 all-purpose yards led the team ... **at Hawai'i (Nov. 6)** ... Carried once (for minus-5 yards) and caught an 11-yard pass in seven offensive snaps at Hawai'i on Nov. 6
- **2020 (Junior):** Ran for 257 yards on 54 carries (4.8 avg.) with a touchdown and a long run of 25 yards ... Also had three catches for 42 yards (14.0 avg.) with a long of 19 yards ... Played in seven of the team's eight games ... Ran for a then career-high 89 yards on 11 carries (8.09 avg.) in a reserve role against UNLV on Oct. 24 after entering the game with 150 yards in 20 games ... Had a then career-long 24-yard run ... Added a career-long 19-yard catch ... Ran for 23 yards on six attempts (3.8 avg.) at Utah State on Oct. 31 off the bench ... Ran once for one yard (1.0 avg.) vs. San José State on Nov. 6 ... Ran for 17 yards on nine carries (1.9 avg.) in time late vs. Hawai'i on Nov. 14 with a long run of 13 yards ... Did not travel for the Nevada trip on Nov. 21 because of an injury ... Rushed six times for 18 yards (3.0 avg.) with a long run of 22 yards at Colorado on Nov. 28 off the bench ... Ran four times for 17 yards (4.3 avg.) with a long run of eight yards in a reserve role with Colorado State on Dec. 5 ... Also had a 19-yard catch ... Rushed for 91 yards and a touchdown on 17 attempts at No. 14/16 Brigham Young, while adding a 4-yard catch ... Set career highs in both rushing attempts (17) and yards (91) ... The rushing touchdown was the first of his career (was playing in his 27th career game).
- **2019 (Sophomore):** Played in 10 games because of an early injury, but only had six games with a carry ... Rushed 30 times for 110 yards (3.7 avg.) with a long run of 19 yards ... Also returned four kickoffs for 140 yards (35.0 avg.) with a 95-yard touchdown and four catches for 27 yards (6.8 avg.) ... Tied for second in the Mountain West and 12th nationally with one kick return touchdown ... Did not play in the opener with Weber State, or the following road games at UCLA and New Mexico State ... Made his debut against Utah State on special teams, returning his first career kickoff for 18 yards ... Played on special teams at Colorado State and

again vs. Wyoming ... Returned the opening kickoff 95 yards for a touchdown at San José State, while rushing a career-high eight times for a then career-best 27 yards ... It was the first touchdown of his career ... It was SDSU's first kick return for a touchdown since Juwan Washington had one on Dec. 23, 2017 vs. Army in the Armed Forces Bowl, but its FBS-leading 11th since 2015 ... Rushed six times for a then career-high 31 yards (5.2 avg.) with a long run of 14 yards in just 11 offensive snaps at UNLV, while returning two kickoffs for 27 yards (13.5 avg.) with a long of 14 yards ... Had a 3-yard rush in a pair of snaps against Nevada, while also seeing time on special teams ... Had a 3-yard rush and a 10-yard catch in four offensive snaps, and played special teams against Fresno State ... Had a 1-yard reception in four snaps at Hawai'i, while appearing on special teams ... Ran five times for 13 yards (2.6 avg.) and a long of eight yards in 10 snaps vs. Brigham Young, while adding an 8-yard catch ... Ran for a career-best 34 yards on eight carries (4.2 avg.) against Central Michigan in the New Mexico Bowl, including a career-long 19-yard run ... Also added a 7-yard catch.

- **2018 (Freshman):** Played in 10 games on the season, starting once ... Rushed 11 times for 40 yards (3.6 avg) with a long of 16 yards ... Also had a 12-yard catch ... Did not play in the opener at No. 13/13 Stanford, but was on the travel squad ... Also did not play vs. Sacramento State ... Played for the first time of his career against No. 23/25 Arizona State, logging snaps on special teams ... Recorded his first career carry against Eastern Michigan for one yard, while also playing on special teams ... Did not play at rv/No. 24 Boise State ... Played seven snaps against Air Force, rushing a four times for six yards (1.5 avg.) ... Started for the first time of his career vs. San José State, rushing five times for 22 yards (4.4 avg.) with a long of 16 yards ... Played on special teams at Nevada and at New Mexico ... Played on special teams vs. UNLV and one offensive snap, catching a 12-yard pass, the first reception of his career ... Played on special teams at Fresno State and again vs. Hawai'i ... Carried once for an 11-yard gain against Ohio in the DXL Frisco Bowl.
- **2017 (Redshirt):** Utilized his redshirt season.
- **High School:** Received four letters at Cedar Hill High School in Cedar Hill, Texas ... Led the Longhorns to a 34-7 record (.829) over his last three years as a running back ... Rushed for 2,070 yards and 26 touchdowns on 323 carries (6.4 avg.) over the three years, according to MaxPreps, while adding 113 catches for 1,749 yards (15.5 avg.) and 17 touchdowns ... Was an all-district utility MVP ... Also was chosen as the freshman newcomer of the year ... Was an academic all-district pick ... Was a consensus three-star recruit by Rivals, ESPN, 247sports and Scout ... Received a grade of 86 by 247sports and a 78 by ESPN ... Ranked as the seventh-best all-purpose back by Rivals and the 15th by 247sports ... Scout ranked him as the 11th-best running back in the state of Texas.
- **Personal:** Kaegun Lashun Williams was born Oct. 14, 1998, in Stephenville, Texas ... Son of Scarlett Williams ... Picked San Diego State over offers from Colorado, Tennessee, California, Navy, Tulsa, North Texas, SMU, Kansas and New Mexico ... A kinesiology major with an emphasis as a fitness specialist.

Williams' Career Statistics

| Season | GP | GS | Rushing | | | | | Receiving | | | | | |
|---------------|-----------|----------|------------|------------|----------|-----------|------------|-----------|-----------|------------|------------|----------|-----------|
| | | | Att. | Yds. | TD | Lg. | Avg. | 100+ | No. | Yds. | Avg. | TD | Lg. |
| 2018 | 10 | 1 | 11 | 40 | 0 | 16 | 3.6 | 0 | 1 | 12 | 12.0 | 0 | 12 |
| 2019 | 10 | 0 | 30 | 110 | 0 | 19 | 3.7 | 0 | 4 | 27 | 6.8 | 0 | 11 |
| 2020 | 7 | 0 | 54 | 257 | 1 | 25 | 4.8 | 0 | 3 | 42 | 14.0 | 0 | 19 |
| 2021 | 9 | 1 | 45 | 202 | 2 | 25 | 4.5 | 0 | 5 | 38 | 7.6 | 0 | 13 |
| Career | 36 | 2 | 140 | 609 | 3 | 25 | 4.4 | 0 | 13 | 119 | 9.2 | 0 | 19 |

Kick Returns

| Season | GP | GS | No. | Yds. | Avg. | Long | TD | All-Purpose | |
|---------------|-----------|----------|-----------|------------|-------------|-----------|----------|---------------|-------------|
| | | | | | | | | Total Yds/Gm. | |
| 2018 | 10 | 0 | 0 | 0 | 0.0 | 0 | 0 | 74 | 7.4 |
| 2019 | 10 | 0 | 4 | 140 | 35.0 | 95 | 1 | 277 | 27.7 |
| 2020 | 7 | 0 | 0 | 0 | 0.0 | 0 | 0 | 299 | 42.7 |
| 2021 | 9 | 0 | 7 | 136 | 19.4 | 29 | 0 | 380 | 42.2 |
| Career | 36 | 0 | 11 | 276 | 25.1 | 95 | 1 | 1,030 | 28.6 |

Career Highs: Carries: 17 at No. 14/16 Brigham Young (12/12/20); Rushing Yards: 92 at No. 14/16 Brigham Young (12/12/20); Rushing Touchdowns: 1 at Air Force (10/23/21), vs. Towson (9/25/21), at No. 14/16 Brigham Young (12/12/20); Long Rush: 25 vs. Towson (9/25/21), at No. 14/16 Brigham Young (12/12/20); Receptions: 1, 13 times; Receiving Yards: 19 vs. Colorado State (12/5/20), vs. UNLV (10/24/20); Long Reception: 19 vs. Colorado State (12/5/20), vs. UNLV (10/24/20); Kick Returns: 4 vs. Fresno State (10/30/21); Kick Return Yards: 95 at San José State (10/19/19); Kick Return Touchdowns: 1 at San José State (10/19/19); Long Kick Return: 95 at San José State (10/19/19); All-Purpose Yards: 108 vs. UNLV (10/24/20);

Total Touchdowns: 1, four times; Blocked Kicks: 1 at Arizona (9/11/21).

2021 Highs: Carries: 10 at Air Force (10/23/21), vs. Towson (9/25/21); Rushing Yards: 76 vs. Towson (9/25/21); Rushing Touchdowns: 1 at Air Force (10/23/21), vs. Towson (9/25/21); Long Rush: 25 vs. Towson (9/25/21); Receptions: 1, five times; Receiving Yards: 13 at Arizona (9/11/21); Long Reception: 19 at Arizona (9/11/21); Kick Returns: 4 vs. Fresno State (10/30/21); Kick Return Yards: 87 vs. Fresno State (10/30/21); Long Kick Return: 29 vs. Fresno State (10/30/21); All-Purpose Yards: 110 vs. Fresno State (10/30/21); Total Touchdowns: 1 at Air Force (10/23/21), vs. Towson (9/25/21); Blocked Kicks: 1 at Arizona (9/11/21).

Williams' Career Game-by-Game

| Date | Opponent | GP | GS | Rushing | | | TD | Receiving | | |
|---------|----------------------------|----|----|---------|--------------|------------|----|-----------|------|----|
| | | | | Att. | Yds. | Avg. | | No. | Yds. | TD |
| A.31.18 | at No. 13/13 Stanford | | | --- | Did Not Play | --- | | | | |
| S.8.18 | Sacramento State | | | --- | Did Not Play | --- | | | | |
| S.15.18 | No. 23/25 Arizona State | 1 | 0 | 0 | 0 | 0.00 | 0 | 0 | 0 | 0 |
| S.22.18 | Eastern Michigan | 1 | 0 | 1 | 1 | 1.00 | 0 | 0 | 0 | 0 |
| O.6.18 | at rv/No. 24 Boise State* | | | --- | Did Not Play | --- | | | | |
| O.12.18 | Air Force* | 1 | 0 | 4 | 6 | 1.50 | 0 | 0 | 0 | 0 |
| O.20.18 | San José State* | 1 | 1 | 5 | 22 | 4.40 | 0 | 0 | 0 | 0 |
| O.27.18 | at Nevada* | 1 | 0 | 0 | 0 | 0.00 | 0 | 0 | 0 | 0 |
| N.3.18 | at New Mexico* | 1 | 0 | 0 | 0 | 0.00 | 0 | 0 | 0 | 0 |
| N.10.18 | UNLV* | 1 | 0 | 0 | 0 | 0.00 | 0 | 1 | 12 | 0 |
| N.17.18 | at Fresno State* | 1 | 0 | 0 | 0 | 0.00 | 0 | 0 | 0 | 0 |
| A.31.19 | Weber State | | | --- | Did Not Play | - Inj. --- | | | | |
| S.7.19 | at UCLA | | | --- | Did Not Play | - Inj. --- | | | | |
| S.14.19 | at New Mexico State | | | --- | Did Not Play | - Inj. --- | | | | |
| S.21.19 | Utah State* | 1 | 0 | 0 | 0 | 0.00 | 0 | 0 | 0 | 0 |
| O.5.19 | at Colorado State* | 1 | 0 | 0 | 0 | 0.00 | 0 | 0 | 0 | 0 |
| O.12.19 | Wyoming* | 1 | 0 | 0 | 0 | 0.00 | 0 | 0 | 0 | 0 |
| O.19.19 | at San José State* | 1 | 0 | 9 | 27 | 3.00 | 0 | 0 | 0 | 0 |
| O.26.19 | at UNLV* | 1 | 0 | 6 | 31 | 5.20 | 0 | 0 | 0 | 0 |
| N.9.19 | Nevada* | 1 | 0 | 1 | 3 | 3.00 | 0 | 0 | 0 | 0 |
| N.15.19 | Fresno State* | 1 | 0 | 1 | 2 | 2.00 | 0 | 1 | 11 | 0 |
| N.23.19 | at Hawai'i* | 1 | 0 | 0 | 0 | 0.00 | 0 | 1 | 1 | 0 |
| N.30.19 | Brigham Young | 1 | 0 | 5 | 13 | 2.60 | 0 | 1 | 8 | 0 |
| D.21.19 | vs. Central Michigan~ | 1 | 0 | 8 | 34 | 4.25 | 0 | 1 | 7 | 0 |
| O.24.20 | UNLV* | 1 | 0 | 11 | 89 | 8.09 | 0 | 1 | 19 | 0 |
| O.31.20 | at Utah State* | 1 | 0 | 6 | 23 | 3.83 | 0 | 0 | 0 | 0 |
| N.6.20 | San José State* | 1 | 0 | 1 | 1 | 1.00 | 0 | 0 | 0 | 0 |
| N.14.20 | Hawai'i* | 1 | 0 | 9 | 17 | 1.89 | 0 | 0 | 0 | 0 |
| N.21.20 | at Nevada* | | | --- | Did Not Play | --- | | | | |
| N.28.20 | at Colorado | 1 | 0 | 6 | 18 | 3.00 | 0 | 0 | 0 | 0 |
| D.5.20 | Colorado State* | 1 | 0 | 4 | 17 | 4.25 | 0 | 1 | 19 | 0 |
| D.12.20 | at No. 14/16 Brigham Young | 1 | 0 | 17 | 92 | 5.41 | 1 | 1 | 4 | 0 |
| S.4.21 | New Mexico State | 1 | 0 | 3 | 11 | 3.67 | 0 | 0 | 0 | 0 |
| S.11.21 | at Arizona | 1 | 0 | 9 | 42 | 4.67 | 0 | 1 | 13 | 0 |
| S.18.21 | Utah | 1 | 0 | 3 | -1 | -0.33 | 0 | 1 | -1 | 0 |
| S.25.21 | Towson | 1 | 0 | 10 | 76 | 7.60 | 1 | 1 | 9 | 0 |
| O.9.21 | New Mexico* | 1 | 0 | 6 | 22 | 3.67 | 0 | 1 | 6 | 0 |
| O.15.21 | at San José State* | 1 | 0 | 0 | 0 | 0.00 | 0 | 0 | 0 | 0 |
| O.23.21 | at Air Force* | 1 | 1 | 10 | 34 | 3.40 | 1 | 0 | 0 | 0 |
| O.30.21 | Fresno State* | 1 | 0 | 3 | 23 | 7.67 | 0 | 0 | 0 | 0 |
| N.6.21 | at Hawai'i* | 1 | 0 | 1 | -5 | -5.00 | 0 | 1 | 11 | 0 |

Bold indicates season high. * - Mountain West game. # - 2018 DXL Frisco Bowl (Toyota Stadium; Frisco, Texas).

SAN DIEGO STATE, 2021 STATISTICS

Overall: 8-1

MW: 4-1

Home: 4-1

Road: 4-0

Neutral: 0-0

Team Statistics

| | SDSU | OPP |
|----------------------------------|--------------------|--------------------|
| Scoring | 254 | 150 |
| Points per game | 28.2 | 16.7 |
| Points Off Turnovers | 50 | 45 |
| First Downs | 160 | 148 |
| Rushing | 83 | 50 |
| Passing | 56 | 77 |
| Penalty | 21 | 21 |
| Rushing Yardage | 1734 | 821 |
| Yards gained rushing | 1948 | 1098 |
| Yards lost rushing | 214 | 277 |
| Rushing attempts | 384 | 285 |
| Average per rush | 4.5 | 2.9 |
| Average per game | 192.7 | 91.2 |
| TDs Rushing | 21 | 4 |
| Passing Yardage | 1193 | 1878 |
| Comp-Att-Int | 110-201-4 | 182-342-10 |
| Average per pass | 5.9 | 5.5 |
| Average per catch | 10.8 | 10.3 |
| Average per game | 132.6 | 208.7 |
| TDs Passing | 7 | 12 |
| Total offense | 2927 | 2699 |
| Total plays | 585 | 627 |
| Average per play | 5.0 | 4.3 |
| Average per game | 325.2 | 299.9 |
| Kick returns: #-Yards | 22-585 | 8-224 |
| Punt returns: #-Yards | 16-122 | 17-193 |
| Int returns: #-Yards | 10-105 | 4-44 |
| Kick return average | 26.6 | 28.0 |
| Punt return average | 7.6 | 11.4 |
| Int return average | 10.5 | 11.0 |
| Fumbles-Lost | 13-6 | 14-5 |
| Penalties-Yards | 64-602 | 64-576 |
| Average per game | 66.9 | 64.0 |
| Punts-Yards | 56-2909 | 69-2803 |
| Average per punt | 51.9 | 40.6 |
| Net punt average | 44.9 | 37.7 |
| Kickoffs-Yards | 48-3034 | 33-2021 |
| Average per kick | 63.2 | 61.2 |
| Net kick average | 38.6 | 36.2 |
| Time of possession / game | 31:25 | 28:35 |
| 3rd-down conversion | 46/126 | 45/151 |
| 3rd-down pct | 37% | 30% |
| 4rd-down conversion | 4/7 | 7/13 |
| 4rd-down pct | 57% | 54% |
| Sacks by-Yards | 27-164 | 12-91 |
| Misc Yards | 0 | 0 |
| Touchdowns scored | 32 | 18 |
| Field goals - attempts | 10-16 | 8-11 |
| On-Side kicks | 0-0 | 0-0 |
| Red-zone scores | (26-29) 90% | (18-23) 78% |
| Red-zone touchdowns | (21-29) 72% | (14-23) 61% |
| PAT-attempts | (31-32) 97% | (17-19) 89% |
| Attendance | 48247 | 86400 |
| Games / Avg per game | 5/9649 | 4/21600 |
| Neutral site games | - | 0/0 |

Score by Periods

| Team | 1st | 2nd | 3rd | 4th | OT | TOT |
|---------------|-----|-----|-----|-----|----|-----|
| San Diego St. | 48 | 75 | 82 | 27 | 22 | 254 |
| Opponents | 38 | 33 | 17 | 48 | 14 | 150 |

SAN DIEGO STATE, 2021 STATISTICS, cont.

Rushing

| Player | gp | att | gain | loss | net | avg | td | lg | avg/g |
|-------------------|----------|------------|-------------|------------|-------------|------------|-----------|-----------|--------------|
| Greg Bell | 9 | 161 | 787 | 42 | 745 | 4.6 | 7 | 55 | 82.8 |
| Kaegun Williams | 9 | 45 | 216 | 14 | 202 | 4.5 | 2 | 25 | 22.4 |
| Chance Bell | 8 | 41 | 219 | 15 | 204 | 5.0 | 3 | 61 | 25.5 |
| Lucas Johnson | 9 | 36 | 236 | 66 | 170 | 4.7 | 0 | 54 | 18.9 |
| Jordan Byrd | 9 | 30 | 208 | 11 | 197 | 6.6 | 3 | 55 | 21.9 |
| Jordan Brookshire | 4 | 28 | 148 | 41 | 107 | 3.8 | 4 | 22 | 26.8 |
| Jaylon Armstead | 7 | 19 | 67 | 6 | 61 | 3.2 | 0 | 8 | 8.7 |
| Will Haskell | 3 | 6 | 31 | 0 | 31 | 5.2 | 1 | 8 | 10.3 |
| Jesse Matthews | 9 | 3 | 7 | 2 | 5 | 1.7 | 0 | 6 | 0.6 |
| BJ Busbee | 8 | 3 | 10 | 0 | 10 | 3.3 | 0 | 4 | 1.3 |
| Lucky Avinger | 5 | 3 | 6 | 3 | 3 | 1.0 | 0 | 5 | 0.6 |
| Jack Browning | 9 | 1 | 13 | 0 | 13 | 13.0 | 1 | 13 | 14 |
| Team | 9 | 8 | 0 | 14 | -14 | -1.8 | 0 | 0 | -1.6 |
| Total | 9 | 384 | 1948 | 214 | 1734 | 4.5 | 21 | 61 | 192.7 |
| Opponents | 9 | 285 | 1098 | 277 | 821 | 2.9 | 4 | 59 | 91.2 |

Punt Returns

| Player | no. | yds | avg | td | lg |
|------------------|-----------|------------|-------------|----------|-----------|
| Jordan Byrd | 16 | 84 | 5.3 | 0 | 16 |
| Total | 16 | 122 | 7.6 | 0 | 27 |
| Opponents | 17 | 193 | 11.4 | 0 | 80 |

Interceptions

| Player | no. | yds | avg | td | lg |
|-------------------|-----------|------------|-------------|----------|-----------|
| Trenton Thompson | 3 | 1 | 0.3 | 0 | 1 |
| Taylor Hawkins | 2 | 34 | 17.0 | 0 | 34 |
| Patrick McMorris | 1 | 16 | 16.0 | 0 | 16 |
| Andrew Aleki | 1 | 26 | 26.0 | 1 | 26 |
| Michael Shawcroft | 1 | 3 | 3.0 | 0 | 3 |
| Dallas Branch | 1 | 27 | 27.0 | 0 | 27 |
| Noah Avinger | 1 | -2 | -2.0 | 0 | 0 |
| Total | 10 | 105 | 10.5 | 1 | 34 |
| Opponents | 4 | 44 | 11.0 | 0 | 36 |

All Purpose

| Player | g | rush | rcv | pr | kr | ir | total | avg/g |
|-------------------|----------|-------------|-------------|------------|------------|------------|-------------|--------------|
| Jordan Byrd | 9 | 197 | 56 | 84 | 440 | 0 | 777 | 86.3 |
| Greg Bell | 9 | 745 | 5 | 0 | 0 | 0 | 750 | 83.3 |
| Kaegun Williams | 9 | 202 | 38 | 0 | 136 | 0 | 376 | 41.8 |
| Daniel Bellinger | 9 | 0 | 257 | 0 | 0 | 0 | 257 | 28.6 |
| Chance Bell | 8 | 204 | 0 | 0 | 0 | 0 | 204 | 25.5 |
| Elijah Kothe | 9 | 0 | 179 | 0 | 0 | 0 | 179 | 19.9 |
| Lucas Johnson | 9 | 170 | 0 | 0 | 0 | 0 | 170 | 18.9 |
| Tyrell Shavers | 9 | 0 | 142 | 27 | 0 | 0 | 169 | 18.8 |
| Jesse Matthews | 9 | 5 | 151 | 0 | 0 | 0 | 156 | 17.3 |
| BJ Busbee | 8 | 10 | 129 | 0 | 0 | 0 | 139 | 17.4 |
| Jordan Brookshire | 4 | 107 | 0 | 0 | 0 | 0 | 107 | 26.8 |
| Jaylon Armstead | 7 | 61 | 0 | 0 | 0 | 0 | 61 | 8.7 |
| Brionne Penny | 5 | 0 | 61 | 0 | 0 | 0 | 61 | 12.2 |
| Isaiah Richardson | 7 | 0 | 52 | 0 | 0 | 0 | 52 | 7.4 |
| Ethan Dedeaux | 9 | 0 | 51 | 0 | 0 | 0 | 51 | 5.7 |
| Mekhi Shaw | 9 | 0 | 42 | 0 | 0 | 0 | 42 | 4.7 |
| Taylor Hawkins | 8 | 0 | 0 | 0 | 0 | 34 | 34 | 4.3 |
| Will Haskell | 3 | 31 | 0 | 0 | 0 | 0 | 31 | 10.3 |
| Kobe Smith | 4 | 0 | 28 | 0 | 0 | 0 | 28 | 7.0 |
| Dallas Branch | 5 | 0 | 0 | 0 | 0 | 27 | 27 | 5.4 |
| Andrew Aleki | 8 | 0 | 0 | 0 | 0 | 26 | 26 | 3.3 |
| Patrick McMorris | 9 | 0 | 0 | 0 | 0 | 16 | 16 | 1.8 |
| Jack Browning | 9 | 13 | 0 | 0 | 0 | 0 | 13 | 1.4 |
| Trenton Thompson | 9 | 0 | 0 | 11 | 0 | 1 | 12 | 1.3 |
| Sefo Mailangi | 9 | 0 | 0 | 0 | 9 | 0 | 9 | 1.0 |
| Lucky Avinger | 5 | 3 | 0 | 0 | 0 | 0 | 3 | 0.6 |
| Michael Shawcroft | 8 | 0 | 0 | 0 | 0 | 3 | 3 | 0.4 |
| Jay Rudolph | 9 | 0 | 2 | 0 | 0 | 0 | 2 | 0.2 |
| Noah Avinger | 9 | 0 | 0 | 0 | 0 | -2 | -2 | -0.2 |
| Team | 9 | -14 | 0 | 0 | 0 | 0 | -14 | -1.6 |
| Total | 9 | 1734 | 1193 | 122 | 585 | 105 | 3739 | 415.4 |
| Opponents | 9 | 821 | 1878 | 193 | 224 | 44 | 3160 | 351.1 |

Passing

| Player | gp | effic | comp-att-int | pct | yds | td | lg | avg/g |
|-------------------|----------|--------------|-------------------|-------------|-------------|-----------|-----------|--------------|
| Lucas Johnson | 9 | 118.3 | 66-109-3 | 60.6 | 625 | 5 | 39 | 69.4 |
| Jordan Brookshire | 4 | 105.2 | 40-84-1 | 47.6 | 521 | 2 | 73 | 130.3 |
| Will Haskell | 3 | 113.5 | 4-7-0 | 57.1 | 47 | 0 | 20 | 15.7 |
| Team | 9 | 0.0 | 0-1-0 | 0.0 | 0 | 0 | 0 | 0.0 |
| Total | 9 | 112.1 | 110-201-4 | 54.7 | 1193 | 7 | 73 | 132.6 |
| Opponents | 9 | 105.1 | 182-342-10 | 53.2 | 1878 | 12 | 69 | 208.7 |

Kick Returns

| Player | no. | yds | avg | td | lg |
|------------------|-----------|------------|-------------|----------|------------|
| Jordan Byrd | 14 | 440 | 31.4 | 1 | 100 |
| Kaegun Williams | 7 | 136 | 19.4 | 0 | 29 |
| Sefo Mailangi | 1 | 9 | 9.0 | 0 | 9 |
| Total | 22 | 585 | 26.6 | 1 | 100 |
| Opponents | 8 | 224 | 28.0 | 0 | 73 |

Receiving

| Player | gp | no. | yds | avg | td | lg | avg/g |
|-------------------|----------|------------|-------------|-------------|-----------|-----------|--------------|
| Daniel Bellinger | 9 | 21 | 257 | 12.2 | 1 | 73 | 28.6 |
| Jesse Matthews | 9 | 17 | 151 | 8.9 | 2 | 29 | 16.8 |
| Elijah Kothe | 9 | 13 | 179 | 13.8 | 1 | 39 | 19.9 |
| Tyrell Shavers | 9 | 11 | 142 | 12.9 | 1 | 23 | 15.8 |
| BJ Busbee | 8 | 11 | 129 | 11.7 | 0 | 36 | 16.1 |
| Jordan Byrd | 9 | 8 | 56 | 7.0 | 0 | 20 | 6.2 |
| Brionne Penny | 5 | 5 | 61 | 12.2 | 0 | 20 | 12.2 |
| Kaegun Williams | 9 | 5 | 38 | 7.6 | 0 | 13 | 4.2 |
| Greg Bell | 9 | 4 | 5 | 1.3 | 0 | 7 | 0.6 |
| Ethan Dedeaux | 9 | 4 | 51 | 12.8 | 1 | 40 | 5.7 |
| Isaiah Richardson | 7 | 4 | 52 | 13.0 | 0 | 24 | 7.4 |
| Mekhi Shaw | 9 | 4 | 42 | 10.5 | 0 | 15 | 4.7 |
| Kobe Smith | 4 | 2 | 28 | 14.0 | 0 | 24 | 7.0 |
| Jay Rudolph | 9 | 1 | 2 | 2.0 | 1 | 2 | 0.2 |
| Total | 9 | 110 | 1193 | 10.8 | 7 | 73 | 132.6 |
| Opponents | 9 | 182 | 1878 | 10.3 | 12 | 69 | 208.7 |

Fumble Returns

| Player | no. | yds | avg | td | lg |
|------------------|----------|-----------|-------------|----------|-----------|
| CJ Baskerville | 1 | 13 | 13.0 | 0 | 13 |
| Total | 1 | 42 | 42.0 | 0 | 15 |
| Opponents | 0 | 15 | 0.0 | 1 | 15 |

Scoring

| Player | td | fg | PAT | | | | | pts |
|-------------------|-----------|--------------|--------------|----------|----------|----------|----------|------------|
| | | | kick | rush/rcv | pass | dxp/saf | pts | |
| Matt Araiza | - | 10-16 | 30-30 | - | - | - | - | 60 |
| Greg Bell | 7 | - | - | - | - | - | - | 42 |
| Jordan Brookshire | 4 | - | - | - | - | - | - | 24 |
| Jordan Byrd | 4 | - | - | - | - | - | - | 24 |
| Chance Bell | 3 | - | - | - | - | - | - | 18 |
| Jesse Matthews | 2 | - | - | - | - | 1 | - | 12 |
| Tyrell Shavers | 2 | - | - | - | - | - | - | 12 |
| Kaegun Williams | 2 | - | - | - | - | - | - | 12 |
| Ethan Dedeaux | 1 | - | - | - | - | - | - | 6 |
| Andrew Aleki | 1 | - | - | - | - | - | - | 6 |
| Trenton Thompson | 1 | - | - | - | - | - | - | 6 |
| Daniel Bellinger | 1 | - | - | - | - | - | - | 6 |
| Elijah Kothe | 1 | - | - | - | - | - | - | 6 |
| Jay Rudolph | 1 | - | - | - | - | - | - | 6 |
| Jack Browning | 1 | - | - | - | - | - | - | 6 |
| Will Haskell | 1 | - | - | - | - | - | - | 6 |
| Lucas Johnson | - | - | - | - | 1 | - | - | 2 |
| Total | 32 | 10-16 | 30-30 | 0 | 1 | 1 | 0 | 254 |
| Opponents | 18 | 8-11 | 16-17 | 0 | 1 | 1 | 0 | 150 |

Total Offense

| Player | g | plays | rush | pass | total | avg/g |
|-------------------|----------|------------|-------------|-------------|-------------|--------------|
| Lucas Johnson | 9 | 145 | 170 | 625 | 795 | 88.3 |
| Greg Bell | 9 | 161 | 745 | 0 | 745 | 82.8 |
| Jordan Brookshire | 4 | 112 | 107 | 521 | 628 | 157.0 |
| Chance Bell | 8 | 41 | 204 | 0 | 204 | 25.5 |
| Kaegun Williams | 9 | 45 | 202 | 0 | 202 | 22.4 |
| Jordan Byrd | 9 | 30 | 197 | 0 | 197 | 21.9 |
| Will Haskell | 3 | 13 | 31 | 47 | 78 | 26.0 |
| Jaylon Armstead | 7 | 19 | 61 | 0 | 61 | 8.7 |
| Jack Browning | 9 | 1 | 13 | 0 | 13 | 1.4 |
| BJ Busbee | 8 | 3 | 10 | 0 | 10 | 1.3 |
| Jesse Matthews | 9 | 3 | 5 | 0 | 5 | 0.6 |
| Lucky Avinger | 5 | 3 | 3 | 0 | 3 | 0.6 |
| Team | 9 | 0 | -14 | 0 | -14 | -1.6 |
| Total | 9 | 585 | 1734 | 1193 | 2927 | 325.2 |
| Opponents | 9 | 627 | 821 | 1878 | 2699 | 299.9 |

Punting

| Player | no. | yds | avg | lg | tb | fc | 20 | 50+ | blk |
|------------------|-----------|-------------|-------------|-----------|-----------|-----------|-----------|-----------|----------|
| Matt Araiza | 56 | 2909 | 51.9 | 86 | 10 | 15 | 29 | 30 | 0 |
| Total | 56 | 2909 | 51.9 | 86 | 10 | 15 | 29 | 30 | 0 |
| Opponents | 69 | 2803 | 40.6 | 71 | 3 | 25 | 13 | 14 | 3 |

Field Goals

| Player | fg | pct. | 01-19 | 20-29 | 30-39 | 40-49 | 50-99 | lg | blk |
|------------------|-------------|-------------|------------|------------|------------|------------|------------|-----------|----------|
| Matt Araiza | 10-16 | 62.5 | 0-0 | 2-2 | 3-4 | 2-3 | 3-7 | 53 | 0 |
| Opponents | 8-11 | 72.7 | 0-0 | 2-2 | 2-3 | 4-5 | 0-1 | 49 | 0 |

FG Sequence

| Team Name | San Diego St. | Opponents |
|----------------|---------------|-----------|
| Arizona | 57,(32) | |
| Utah | (51) | |
| Towson | (48),(36) | |
| Hawaii | 53,(39) | (22) |
| Air Force | (22) | |
| New Mexico St. | | (31) |

Numbers in parentheses indicate field goal was made

Kickoffs

| Player | no. | yds | avg | tb | ob | retn | net | ydln |
|------------------|-----------|-------------|-------------|-----------|----------|-----------|-------------|-----------|
| Matt Araiza | 47 | 2972 | 63.2 | 38 | 0 | | | |
| Jack Browning | 1 | 62 | 62.0 | 0 | 0 | | | |
| Total | 48 | 3034 | 63.2 | 38 | 0 | 8 | 38.6 | 26 |
| Opponents | 33 | 2021 | 61.2 | 9 | 1 | 19 | 36.2 | 28 |

RED ZONE STATISTICS

San Diego St. Inside Opponent Red-Zone

| Date | Opponent | Score | Times | Times | Total | Rush | | | Pass | FGs | Failed to score inside RZ | | | | | |
|--------------------------------|-----------------|---------|-----------|-----------|------------|-----------|-----------|----------|----------|----------|---------------------------|----------|----------|----------|----------|----------|
| | | | In RZ | Scored | Pts | TDs | TDs | TDs | Made | FGA | Down | Int | Fumb | Half | Game | |
| 09/04/2021 | New Mexico St. | W 28-10 | 2 | 1 | 7 | 1 | 1 | 0 | 0 | 0 | 0 | 0 | 0 | 1 | 0 | 0 |
| 09/11/2021 | at Arizona | W 38-14 | 2 | 2 | 10 | 1 | 1 | 0 | 1 | 1 | 0 | 0 | 0 | 0 | 0 | 0 |
| 09/18/2021 | Utah | W 33-31 | 4 | 3 | 21 | 3 | 2 | 1 | 0 | 1 | 0 | 0 | 0 | 0 | 0 | 0 |
| 09/25/2021 | Towson | W 48-21 | 6 | 5 | 31 | 4 | 3 | 1 | 1 | 1 | 0 | 0 | 0 | 0 | 0 | 1 |
| 10/09/2021 | New Mexico | W 31-7 | 4 | 4 | 28 | 4 | 4 | 0 | 0 | 0 | 0 | 0 | 0 | 0 | 0 | 0 |
| 10/15/2021 | at San Jose St. | W 19-13 | 2 | 2 | 10 | 1 | 0 | 1 | 1 | 1 | 0 | 0 | 0 | 0 | 0 | 0 |
| 10/23/2021 | at Air Force | W 20-14 | 3 | 3 | 17 | 2 | 2 | 0 | 1 | 1 | 0 | 0 | 0 | 0 | 0 | 0 |
| 10/30/2021 | Fresno St. | L 20-30 | 3 | 3 | 20 | 3 | 2 | 1 | 0 | 0 | 0 | 0 | 0 | 0 | 0 | 0 |
| 11/06/2021 | at Hawaii | W 17-10 | 3 | 3 | 17 | 2 | 2 | 0 | 1 | 0 | 0 | 0 | 0 | 0 | 0 | 0 |
| Totals 26 of 29 (89.7%) | | | 29 | 26 | 161 | 21 | 17 | 4 | 5 | 5 | 0 | 0 | 1 | 0 | 1 | 1 |

Opponents Inside San Diego St. Red-Zone

| Date | Opponent | Score | Times | Times | Total | Rush | | | Pass | FGs | Failed to score inside RZ | | | | | |
|--------------------------------|----------------|---------|-----------|-----------|------------|-----------|----------|-----------|----------|----------|---------------------------|----------|----------|----------|----------|----------|
| | | | In RZ | Scored | Pts | TDs | TDs | TDs | Made | FGA | Down | Int | Fumb | Half | Game | |
| 09/04/2021 | New Mexico St. | W 28-10 | 2 | 2 | 10 | 1 | 0 | 1 | 1 | 1 | 0 | 0 | 0 | 0 | 0 | 0 |
| 09/11/2021 | Arizona | W 38-14 | 2 | 1 | 7 | 1 | 0 | 1 | 0 | 0 | 1 | 0 | 0 | 0 | 0 | 0 |
| 09/18/2021 | Utah | W 33-31 | 4 | 2 | 14 | 2 | 0 | 2 | 0 | 1 | 1 | 0 | 0 | 0 | 0 | 0 |
| 09/25/2021 | Towson | W 48-21 | 3 | 3 | 21 | 3 | 0 | 3 | 0 | 0 | 0 | 0 | 0 | 0 | 0 | 0 |
| 10/09/2021 | New Mexico | W 31-7 | 1 | 0 | 0 | 0 | 0 | 0 | 0 | 0 | 0 | 1 | 0 | 0 | 0 | 0 |
| 10/15/2021 | San Jose St. | W 19-13 | 2 | 2 | 10 | 1 | 1 | 0 | 1 | 1 | 0 | 0 | 0 | 0 | 0 | 0 |
| 10/23/2021 | Air Force | W 20-14 | 2 | 2 | 14 | 2 | 1 | 1 | 0 | 0 | 0 | 0 | 0 | 0 | 0 | 0 |
| 10/30/2021 | Fresno St. | L 20-30 | 5 | 4 | 24 | 3 | 2 | 1 | 1 | 2 | 0 | 0 | 0 | 0 | 0 | 0 |
| 11/06/2021 | Hawaii | W 17-10 | 2 | 2 | 10 | 1 | 0 | 1 | 1 | 0 | 0 | 0 | 0 | 0 | 0 | 0 |
| Totals 18 of 23 (78.3%) | | | 23 | 18 | 110 | 14 | 4 | 10 | 4 | 5 | 2 | 1 | 0 | 0 | 0 | 0 |

ARAIZA PUNT-BY-PUNT

| Opponent | From | To | Yds | Return | Net | FP |
|------------------|--------|--------|--------|---------------|----------|----------|
| New Mexico State | SD 31 | Opp 06 | 63 | 6 yards | 57 | Opp 12* |
| | SD 38 | Opp 07 | 55 | downed | 55 | Opp 07** |
| | SD 34 | Opp 20 | 46 | out-of-bounds | 46 | Opp 19^ |
| | Opp 41 | Opp 00 | 41 | touchback | 21 | Opp 20 |
| | SD 20 | Opp 03 | 77 | 1 yard | 76 | Opp 04** |
| | SD 21 | Opp 22 | 57 | 6 yards | 51 | Opp 28 |
| | SD 45 | Opp 00 | 55 | touchback | 35 | Opp 20 |
| | SD 09 | Opp 16 | 75 | downed | 75 | Opp 16* |
| | SD 38 | Opp 20 | 42 | downed | 42 | Opp 20 |
| at Arizona | SD 30 | Opp 09 | 61 | out-of-bounds | 61 | Opp 09** |
| | Opp 47 | Opp 17 | 30 | downed | 30 | Opp 17* |
| | SD 39 | Opp 00 | 61 | touchback | 41 | Opp 20 |
| | SD 28 | Opp 27 | 45 | fair catch | 45 | Opp 27 |
| | SD 34 | Opp 15 | 51 | 4 yards | 47 | Opp 19* |
| | SD 42 | Opp 00 | 58 | touchback | 38 | Opp 20 |
| | SD 34 | Opp 00 | 66 | touchback | 46 | Opp 20 |
| Utah | SD 31 | Opp 25 | 44 | 17 yds | 27 | Opp 42 |
| | SD 23 | Opp 20 | 57 | 80 yds | (-23) | TD |
| | SD 21 | Opp 35 | 44 | out-of-bounds | 44 | Opp 35 |
| | SD 44 | Opp 17 | 39 | fair catch | 39 | Opp 17* |
| | SD 37 | Opp 16 | 47 | 10 yards | 37 | Opp 16^ |
| | SD 39 | Opp 12 | 49 | 7 yards | 42 | Opp 19* |
| | SD 22 | Opp 18 | 60 | downed | 60 | Opp 18* |
| | SD 11 | Opp 25 | 64 | 12 yards | 52 | Opp 37 |
| | SD 21 | Opp 20 | 59 | 6 yards | 53 | Opp 26 |
| | Towson | SD 30 | Opp 12 | 58 | -5 yards | 63 |
| SD 20 | | Opp 08 | 72 | 5 yards | 67 | Opp 13* |
| SD 33 | | Opp 00 | 67 | touchback | 47 | Opp 20 |

| Opponent | From | To | Yds | Return | Net | FP |
|-------------------|--------|--------|-----|---------------|-----|----------|
| New Mexico | Opp 36 | Opp 00 | 36 | touchback | 16 | Opp 20 |
| | SD 09 | Opp 27 | 64 | 9 yards | 55 | Opp 36 |
| | SD 30 | Opp 15 | 55 | 2 yards | 53 | Opp 17* |
| | SD 42 | Opp 17 | 41 | fair catch | 41 | Opp 17* |
| | SD 20 | Opp 35 | 45 | fair catch | 45 | — 50^ |
| at San José State | SD 23 | Opp 25 | 52 | fair catch | 52 | Opp 25 |
| | SD 43 | Opp 19 | 38 | fair catch | 38 | Opp 19* |
| | Opp 48 | Opp 15 | 33 | fair catch | 33 | Opp 15* |
| | SD 11 | Opp 03 | 86 | downed | 86 | Opp 03** |
| | SD 12 | Opp 30 | 58 | out-of-bounds | 58 | Opp 30 |
| | SD 09 | Opp 41 | 50 | downed | 50 | Opp 41 |
| at Air Force | SD 42 | Opp 05 | 53 | fair catch | 53 | Opp 05** |
| | SD 07 | Opp 12 | 81 | downed | 81 | Opp 12* |
| | SD 48 | Opp 10 | 42 | fair catch | 42 | Opp 10* |
| | SD 25 | Opp 08 | 67 | 20 yards | 47 | Opp 43^ |
| | Opp 40 | Opp 11 | 29 | fair catch | 29 | Opp 11* |
| Fresno State | SD 32 | Opp 13 | 55 | fair catch | 55 | Opp 13* |
| | Opp 47 | Opp 14 | 33 | fair catch | 33 | Opp 14* |
| | Opp 43 | Opp 08 | 35 | fair catch | 35 | Opp 08** |
| | Opp 48 | Opp 15 | 33 | fair catch | 33 | Opp 15* |
| | SD 45 | Opp 03 | 52 | 4 yards | 48 | Opp 07** |
| | Opp 47 | Opp 00 | 47 | touchback | 27 | Opp 20 |
| | Opp 43 | Opp 10 | 33 | downed | 33 | Opp 10* |
| at Hawai'i | Opp 46 | Opp 02 | 44 | downed | 44 | Opp 02** |
| | SD 21 | Opp 00 | 79 | touchback | 59 | Opp 20 |
| | Opp 42 | Opp 00 | 42 | touchback | 22 | Opp 20 |
| | 50 | Opp 13 | 37 | fair catch | 24 | Opp 13* |
| | SD 22 | Opp 32 | 46 | out-of-bounds | 46 | Opp 32 |

* - indicates possession started inside opponent 20; ** - indicates possession started inside opponent 10; ^ - indicates there was a penalty on the play, resulting in a new spot; N/A - indicates the punt returner fumbled and lost possession

2021 SAN DIEGO STATE GAME-BY-GAME

| Date | Opponent | Rushing | | | | Receiving | | | | Passing | | | | Kick Returns | | | | Punt Returns | | | | tot off | | |
|----------------------|-----------------|------------|-------------|-----------|-----------|------------|-------------|-----------|-----------|------------|------------|-----------|-------------|--------------|-----------|-----------|------------|--------------|------------|-----------|------------|----------|-----------|-------------|
| | | no. | yds | td | lg | no. | yds | td | lg | cmp | att | int | yds | td | lg | no. | yds | td | lg | no. | yds | | td | lg |
| 09/04/2021 | New Mexico St. | 42 | 263 | 3 | 43 | 6 | 76 | 0 | 25 | 6 | 19 | 1 | 76 | 0 | 25 | 0 | 0 | 0 | 0 | 2 | 9 | 0 | 6 | 339 |
| 09/11/2021 | at Arizona | 55 | 271 | 2 | 55 | 10 | 183 | 2 | 73 | 10 | 15 | 0 | 183 | 2 | 73 | 0 | 0 | 0 | 0 | 4 | 53 | 1 | 27 | 454 |
| 09/18/2021 | Utah | 45 | 204 | 2 | 54 | 10 | 44 | 1 | 15 | 10 | 19 | 0 | 44 | 1 | 15 | 5 | 168 | 1 | 100 | 3 | 11 | 0 | 7 | 248 |
| 09/25/2021 | Towson | 47 | 281 | 4 | 61 | 17 | 169 | 1 | 20 | 17 | 26 | 1 | 169 | 1 | 20 | 1 | 16 | 0 | 16 | 3 | 42 | 1 | 16 | 450 |
| 10/09/2021 | New Mexico | 43 | 203 | 4 | 40 | 12 | 133 | 0 | 36 | 12 | 25 | 0 | 133 | 0 | 36 | 2 | 49 | 0 | 33 | 2 | 3 | 0 | 3 | 336 |
| 10/15/2021 | at San Jose St. | 37 | 62 | 0 | 12 | 15 | 170 | 2 | 24 | 15 | 30 | 0 | 170 | 2 | 24 | 3 | 69 | 0 | 26 | 2 | 4 | 0 | 4 | 232 |
| 10/23/2021 | at Air Force | 39 | 157 | 2 | 32 | 11 | 72 | 0 | 20 | 11 | 13 | 0 | 72 | 0 | 20 | 2 | 46 | 0 | 23 | 0 | 0 | 0 | 0 | 229 |
| 10/30/2021 | Fresno St. | 33 | 165 | 2 | 22 | 17 | 247 | 1 | 39 | 17 | 38 | 2 | 247 | 1 | 39 | 6 | 161 | 0 | 40 | 0 | 0 | 0 | 0 | 412 |
| 11/06/2021 | at Hawaii | 43 | 128 | 2 | 17 | 12 | 99 | 0 | 11 | 12 | 16 | 0 | 99 | 0 | 11 | 3 | 76 | 0 | 50 | 0 | 0 | 0 | 0 | 227 |
| San Diego St. | | 384 | 1734 | 21 | 61 | 110 | 1193 | 7 | 73 | 110 | 201 | 4 | 1193 | 7 | 73 | 22 | 585 | 1 | 100 | 16 | 122 | 2 | 27 | 2927 |
| Opponents | | 285 | 821 | 4 | 59 | 182 | 1878 | 12 | 69 | 182 | 342 | 10 | 1878 | 12 | 69 | 8 | 224 | 0 | 73 | 17 | 193 | 1 | 80 | 2699 |

San Diego St. Averages

| Games | Avg/ rush | Avg/ catch | Pass effc | KR avg | PR avg | All purpose avg/game | Total offense avg/game |
|-------|-----------|------------|-----------|--------|--------|----------------------|------------------------|
| 9 | 4.5 | 10.8 | 112.1 | 26.6 | 7.6 | 415.4 | 325.2 |

| Date | Opponent | Tackles | | | Sacks | Fumble | Pass Defense | | | blkd | PAT attempts | | | off | | | | | | | | | |
|----------------------|-----------------|------------|------------|------------|-------------|------------|--------------|------------|----------|----------|--------------|-----------|------------|-----------|-----------|----------|-----------|-----------|----------|----------|----------|-----------|------------|
| | | ua | a | total | no | ff | fr | yds | qb | h | brup | kick | kick | rush | rcv | saf | t/o | pts | | | | | |
| 09/04/2021 | New Mexico St. | 47 | 20 | 67 | 5 | 0 | 25 | 3 | 29 | 11 | 7 | 0 | 4 | 4 | 0 | 0 | 0 | 14 | 28 | | | | |
| 09/11/2021 | at Arizona | 30 | 12 | 42 | 11 | 0 | 34 | 4 | 20 | 10 | 1 | 1 | 5 | 5 | 0 | 0 | 0 | 3 | 38 | | | | |
| 09/18/2021 | Utah | 41 | 40 | 81 | 8 | 0 | 32 | 3 | 18 | 11 | 8 | 1 | 4 | 4 | 0 | 1 | 0 | 7 | 33 | | | | |
| 09/25/2021 | Towson | 29 | 18 | 47 | 6 | 0 | 24 | 2 | 14 | 0 | 1 | 0 | 6 | 6 | 0 | 0 | 0 | 14 | 48 | | | | |
| 10/09/2021 | New Mexico | 29 | 38 | 67 | 4 | 1 | 35 | 4 | 35 | 1 | 1 | 0 | 4 | 4 | 0 | 0 | 0 | 0 | 31 | | | | |
| 10/15/2021 | at San Jose St. | 35 | 36 | 71 | 2 | 1 | 14 | 2 | 14 | 1 | 1 | 0 | 1 | 1 | 0 | 0 | 0 | 6 | 19 | | | | |
| 10/23/2021 | at Air Force | 40 | 14 | 54 | 5 | 2 | 7 | 1 | 2 | 0 | 0 | 0 | 2 | 2 | 0 | 0 | 0 | 6 | 20 | | | | |
| 10/30/2021 | Fresno St. | 39 | 22 | 61 | 4 | 1 | 22 | 2 | 15 | 1 | 1 | 0 | 9 | 4 | 0 | 0 | 0 | 0 | 20 | | | | |
| 11/06/2021 | at Hawaii | 38 | 16 | 54 | 6 | 1 | 24 | 4 | 21 | 1 | 1 | 0 | 2 | 2 | 0 | 0 | 0 | 0 | 17 | | | | |
| San Diego St. | | 328 | 216 | 544 | 51.0 | 217 | 27 | 164 | 8 | 6 | 42 | 10 | 105 | 56 | 38 | 3 | 30 | 30 | 0 | 1 | 0 | 50 | 254 |
| Opponents | | 360 | 242 | 602 | 35.0 | 163 | 12 | 91 | 6 | 7 | 15 | 4 | 44 | 29 | 25 | 0 | 16 | 17 | 0 | 1 | 0 | 45 | 150 |

| Date | Opponent | Punting | | | | | | | Field Goals | | | | Kickoffs | | | | | | |
|----------------------|-----------------|-----------|-------------|-------------|-----------|----------|-----------|-----------|-------------|-----------|-----------|-----------|-----------|----------|-----------|-------------|-------------|-----------|----------|
| | | no. | yds | avg | long | blkd | tb | fc | 50+ | i20 | md | att | long | blkd | no. | yds | avg | tb | ob |
| 09/04/2021 | New Mexico St. | 9 | 511 | 56.8 | 77 | 0 | 2 | 0 | 6 | 4 | 0 | 0 | 0 | 5 | 325 | 65.0 | 5 | 0 | |
| 09/11/2021 | at Arizona | 7 | 372 | 53.1 | 66 | 0 | 3 | 1 | 5 | 3 | 1 | 2 | 32 | 7 | 455 | 65.0 | 7 | 0 | |
| 09/18/2021 | Utah | 9 | 463 | 51.4 | 64 | 0 | 0 | 1 | 4 | 3 | 1 | 3 | 51 | 5 | 324 | 64.8 | 4 | 0 | |
| 09/25/2021 | Towson | 3 | 197 | 65.7 | 72 | 0 | 1 | 0 | 3 | 2 | 2 | 2 | 48 | 9 | 581 | 64.6 | 6 | 0 | |
| 10/09/2021 | New Mexico | 5 | 241 | 48.2 | 64 | 0 | 1 | 2 | 2 | 2 | 1 | 1 | 40 | 6 | 390 | 65.0 | 2 | 0 | |
| 10/15/2021 | at San Jose St. | 7 | 370 | 52.9 | 86 | 0 | 0 | 4 | 5 | 4 | 2 | 3 | 53 | 3 | 195 | 65.0 | 3 | 0 | |
| 10/23/2021 | at Air Force | 5 | 274 | 54.8 | 81 | 0 | 0 | 3 | 3 | 4 | 2 | 2 | 51 | 5 | 325 | 65.0 | 5 | 0 | |
| 10/30/2021 | Fresno St. | 6 | 233 | 38.8 | 52 | 0 | 1 | 3 | 1 | 5 | 0 | 1 | 0 | 4 | 204 | 51.0 | 3 | 0 | |
| 11/06/2021 | at Hawaii | 5 | 248 | 49.6 | 79 | 0 | 2 | 1 | 1 | 2 | 1 | 2 | 39 | 4 | 235 | 58.8 | 3 | 0 | |
| San Diego St. | | 56 | 2909 | 51.9 | 86 | 0 | 10 | 15 | 30 | 29 | 10 | 16 | 53 | 0 | 48 | 3034 | 63.2 | 38 | 0 |
| Opponents | | 69 | 2803 | 40.6 | 71 | 3 | 3 | 25 | 14 | 13 | 8 | 11 | 49 | 0 | 33 | 2021 | 61.2 | 9 | 1 |

2021 OPPONENT GAME-BY-GAME

| Date | Opponent | Rushing | | | | Receiving | | | | Passing | | | | Kick Returns | | | | Punt Returns | | | | tot off | | |
|----------------------|-----------------|------------|-------------|-----------|-----------|------------|-------------|-----------|-----------|------------|------------|-----------|-------------|--------------|-----------|-----------|------------|--------------|------------|-----------|------------|----------|-----------|-------------|
| | | no. | yds | td | lg | no. | yds | td | lg | cmp | att | int | yds | td | lg | no. | yds | td | lg | no. | yds | | td | lg |
| 09/04/2021 | New Mexico St. | 26 | 46 | 0 | 23 | 34 | 326 | 1 | 42 | 34 | 57 | 3 | 326 | 1 | 42 | 0 | 0 | 0 | 0 | 4 | 22 | 0 | 9 | 372 |
| 09/11/2021 | at Arizona | 20 | 51 | 0 | 23 | 18 | 179 | 2 | 54 | 18 | 36 | 1 | 179 | 2 | 54 | 0 | 0 | 0 | 1 | 4 | 0 | 4 | 230 | |
| 09/18/2021 | Utah | 31 | 70 | 0 | 24 | 33 | 257 | 3 | 25 | 33 | 58 | 1 | 257 | 3 | 25 | 1 | 25 | 0 | 25 | 6 | 132 | 1 | 80 | 327 |
| 09/25/2021 | Towson | 20 | 15 | 0 | 12 | 19 | 213 | 3 | 49 | 19 | 36 | 1 | 213 | 3 | 49 | 3 | 117 | 0 | 73 | 2 | 0 | 0 | 5 | 228 |
| 10/09/2021 | New Mexico | 34 | 66 | 0 | 19 | 13 | 127 | 0 | 28 | 13 | 27 | 1 | 127 | 0 | 28 | 4 | 82 | 0 | 24 | 2 | 11 | 0 | 9 | 193 |
| 10/15/2021 | at San Jose St. | 42 | 117 | 1 | 16 | 16 | 228 | 0 | 39 | 16 | 35 | 1 | 228 | 0 | 39 | 0 | 0 | 0 | 0 | 0 | 0 | 0 | 0 | 345 |
| 10/23/2021 | at Air Force | 48 | 192 | 1 | 16 | 5 | 67 | 1 | 31 | 5 | 15 | 1 | 67 | 1 | 31 | 0 | 0 | 0 | 1 | 20 | 0 | 20 | 259 | |
| 10/30/2021 | Fresno St. | 34 | 179 | 2 | 59 | 25 | 306 | 1 | 69 | 25 | 43 | 0 | 306 | 1 | 69 | 0 | 0 | 0 | 0 | 1 | 4 | 0 | 4 | 485 |
| 11/06/2021 | at Hawaii | 30 | 85 | 0 | 11 | 19 | 175 | 1 | 23 | 19 | 35 | 1 | 175 | 1 | 23 | 0 | 0 | 0 | 0 | 0 | 0 | 0 | 0 | 260 |
| Opponents | | 285 | 821 | 4 | 59 | 182 | 1878 | 12 | 69 | 182 | 342 | 10 | 1878 | 12 | 69 | 8 | 224 | 0 | 73 | 17 | 193 | 1 | 80 | 2699 |
| San Diego St. | | 384 | 1734 | 21 | 61 | 110 | 1193 | 7 | 73 | 110 | 201 | 4 | 1193 | 7 | 73 | 22 | 585 | 1 | 100 | 16 | 122 | 2 | 27 | 2927 |

Opponents Averages

| Games | Avg/ rush | Avg/ catch | Pass effic | KR avg | PR avg | All purpose avg/game | Total offense avg/game |
|-------|-----------|------------|------------|--------|--------|----------------------|------------------------|
| 9 | 2.9 | 10.3 | 105.1 | 28.0 | 11.4 | 351.1 | 299.9 |

| Date | Opponent | Tackles | | | Sacks no-yds | Fumble ff-fr-yds | Pass Defense | | | blkd kick | PAT attempts | | | off | | | | |
|----------------------|-----------------|------------|------------|------------|-----------------|------------------|--------------|-------------|---------------|-----------|--------------|----------|--------------|----------|----------|----------|-----------|------------|
| | | ua | a | total | | | tfl-yds | int-yds | qbh | | brup | kick | rush | rcv | saf | t/o | pts | |
| 09/04/2021 | New Mexico St. | 35 | 24 | 59 | 2.0-17 | 2-17 | 1 | 1-0 | 1-0 | 5 | 3 | 0 | 1-1 | 0 | 0 | 0 | 7 | 10 |
| 09/11/2021 | at Arizona | 43 | 34 | 77 | 6.0-26 | 2-15 | 0 | 0-0 | 0-0 | 0 | 3 | 0 | 2-2 | 0 | 0 | 0 | 0 | 14 |
| 09/18/2021 | Utah | 41 | 34 | 75 | 7.0-20 | 1-6 | 0 | 1-0 | 0-0 | 4 | 3 | 0 | 2-3 | 0 | 1 | 0 | 0 | 31 |
| 09/25/2021 | Towson | 48 | 34 | 82 | 5.0-27 | 1-9 | 1 | 0-0 | 1-3 | 4 | 1 | 0 | 3-3 | 0 | 0 | 0 | 7 | 21 |
| 10/09/2021 | New Mexico | 35 | 38 | 73 | 0.0-0 | 0-0 | 1 | 1-15 | 0-0 | 4 | 2 | 0 | 1-1 | 0 | 0 | 0 | 7 | 7 |
| 10/15/2021 | at San Jose St. | 39 | 24 | 63 | 3.0-19 | 3-19 | 1 | 2-0 | 0-0 | 6 | 3 | 0 | 1-1 | 0 | 0 | 0 | 0 | 13 |
| 10/23/2021 | at Air Force | 42 | 10 | 52 | 3.0-17 | 1-11 | 0 | 0-0 | 0-0 | 1 | 1 | 0 | 2-2 | 0 | 0 | 0 | 0 | 14 |
| 10/30/2021 | Fresno St. | 33 | 22 | 55 | 2.0-5 | 0-0 | 0 | 1-0 | 2-41 | 5 | 9 | 0 | 3-3 | 0 | 0 | 0 | 17 | 30 |
| 11/06/2021 | at Hawaii | 44 | 22 | 66 | 7.0-32 | 2-14 | 2 | 1-0 | 0-0 | 0 | 0 | 0 | 1-1 | 0 | 0 | 0 | 7 | 10 |
| Opponents | | 360 | 242 | 602 | 35.0-163 | 12-91 | 6 | 7-15 | 4-44 | 29 | 25 | 0 | 16-17 | 0 | 1 | 0 | 45 | 150 |
| San Diego St. | | 328 | 216 | 544 | 51.0-217 | 27-164 | 8 | 6-42 | 10-105 | 56 | 38 | 3 | 30-30 | 0 | 1 | 0 | 50 | 254 |

| Date | Opponent | Punting | | | | | | | | Field Goals | | | | Kickoffs | | | | |
|----------------------|-----------------|-----------|-------------|-------------|-----------|----------|-----------|-----------|-----------|-------------|--------------|-----------|----------|-----------|-------------|-------------|-----------|----------|
| | | no. | yds | avg | long | blkd | tb | fc | 50+ | i20 | md-att | long | blkd | no. | yds | avg | tb | ob |
| 09/04/2021 | New Mexico St. | 11 | 460 | 41.8 | 67 | 0 | 1 | 3 | 2 | 2 | 1-1 | 31 | 0 | 3 | 160 | 53.3 | 1 | 1 |
| 09/11/2021 | at Arizona | 11 | 520 | 47.3 | 71 | 1 | 1 | 3 | 6 | 1 | 0-0 | 0 | 0 | 3 | 195 | 65.0 | 3 | 0 |
| 09/18/2021 | Utah | 9 | 361 | 40.1 | 48 | 1 | 0 | 1 | 0 | 1 | 1-2 | 43 | 0 | 5 | 295 | 59.0 | 0 | 0 |
| 09/25/2021 | Towson | 8 | 326 | 40.8 | 56 | 1 | 0 | 2 | 3 | 2 | 0-0 | 0 | 0 | 4 | 239 | 59.8 | 3 | 0 |
| 10/09/2021 | New Mexico | 9 | 362 | 40.2 | 50 | 0 | 0 | 7 | 1 | 2 | 0-0 | 0 | 0 | 2 | 123 | 61.5 | 0 | 0 |
| 10/15/2021 | at San Jose St. | 7 | 288 | 41.1 | 52 | 0 | 1 | 2 | 2 | 3 | 2-3 | 48 | 0 | 3 | 191 | 63.7 | 0 | 0 |
| 10/23/2021 | at Air Force | 4 | 159 | 39.8 | 42 | 0 | 0 | 1 | 0 | 1 | 0-0 | 0 | 0 | 3 | 193 | 64.3 | 1 | 0 |
| 10/30/2021 | Fresno St. | 4 | 133 | 33.3 | 37 | 0 | 0 | 3 | 0 | 1 | 3-4 | 49 | 0 | 7 | 435 | 62.1 | 1 | 0 |
| 11/06/2021 | at Hawaii | 6 | 194 | 32.3 | 38 | 0 | 0 | 3 | 0 | 0 | 1-1 | 22 | 0 | 3 | 190 | 63.3 | 0 | 0 |
| Opponents | | 69 | 2803 | 40.6 | 71 | 3 | 3 | 25 | 14 | 13 | 8-11 | 49 | 0 | 33 | 2021 | 61.2 | 9 | 1 |
| San Diego St. | | 56 | 2909 | 51.9 | 86 | 0 | 10 | 15 | 30 | 29 | 10-16 | 53 | 0 | 48 | 3034 | 63.2 | 38 | 0 |

2021 COMPARISON GAME-BY-GAME

| Opponent | Score | First Downs | | | Rushing Number-Yards | Passing | | Total Offense Plays-Yards | Return Yards | Turn- Overs | |
|----------------|----------------|------------------|----------------|----------------|-------------------------|---------------------------|-------------------------------|------------------------------|----------------------------|------------------|----------------|
| | | Total | Rush | Pass | | Pen | Comp-Att-Int | | | | Yards |
| New Mexico St. | 28-10 | 17 / 21 | 12 / 4 | 4 / 16 | 1 / 1 | 42-263 / 26-46 | 6-19-1 / 34-57-3 | 76 / 326 | 61-339 / 83-372 | 38 / 22 | 2 / 3 |
| Arizona | 38-14 | 21 / 9 | 14 / 2 | 5 / 4 | 2 / 3 | 55-271 / 20-51 | 10-15-0 / 18-36-1 | 183 / 179 | 70-454 / 56-230 | 69 / 4 | 0 / 1 |
| Utah | 33-31 | 13 / 21 | 8 / 3 | 3 / 15 | 2 / 3 | 45-204 / 31-70 | 10-19-0 / 33-58-1 | 44 / 257 | 64-248 / 89-327 | 213 / 157 | 1 / 1 |
| Towson | 48-21 | 24 / 12 | 13 / 2 | 8 / 8 | 3 / 2 | 47-281 / 20-15 | 17-26-1 / 19-36-1 | 169 / 213 | 73-450 / 56-228 | 56 / 120 | 1 / 2 |
| New Mexico | 31-7 | 19 / 12 | 8 / 6 | 5 / 4 | 6 / 2 | 43-203 / 34-66 | 12-25-0 / 13-27-1 | 133 / 127 | 68-336 / 61-193 | 67 / 108 | 1 / 2 |
| San Jose St. | 19-13 | 17 / 18 | 5 / 8 | 9 / 8 | 3 / 2 | 37-62 / 42-117 | 15-30-0 / 16-35-1 | 170 / 228 | 67-232 / 77-345 | 73 / 0 | 1 / 1 |
| Air Force | 20-14 | 11 / 15 | 7 / 10 | 3 / 3 | 1 / 2 | 39-157 / 48-192 | 11-13-0 / 5-15-1 | 72 / 67 | 52-229 / 63-259 | 73 / 20 | 0 / 2 |
| Fresno St. | 20-30 | 23 / 24 | 9 / 10 | 12 / 11 | 2 / 3 | 33-165 / 34-179 | 17-38-2 / 25-43-0 | 247 / 306 | 71-412 / 77-485 | 176 / 45 | 3 / 1 |
| Hawaii | 17-10 | 15 / 16 | 7 / 5 | 7 / 8 | 1 / 3 | 43-128 / 30-85 | 12-16-0 / 19-35-1 | 99 / 175 | 59-227 / 65-260 | 89 / 0 | 1 / 2 |
| Totals | 254-150 | 160 / 148 | 83 / 50 | 56 / 77 | 21 / 21 | 384-1734 / 285-821 | 110-201-4 / 182-342-10 | 1193 / 1878 | 585-2927 / 627-2699 | 854 / 476 | 10 / 15 |

| Opponents | 3rd Down Conversion | 4th Down Conversion | Time of Possession | TOP Margin | Avg Yds/Rush | Avg Yds/Pass | Avg Yds/Play | Punting Number-Avg | Penalties Number-Yards | Sacks |
|---------------|------------------------|------------------------|------------------------|---------------|------------------|------------------|------------------|--------------------------|----------------------------|----------------|
| | | | | | | | | | | |
| Arizona | 5-14 / 1-14 | 0-1 / 0-2 | 37:34 / 22:26 | 15:08 | 4.9 / 2.6 | 12.2 / 5.0 | 6.5 / 4.1 | 7-53.1 / 11-47.3 | 8-85.0 / 8-73.0 | 4 / 2 |
| Utah | 3-15 / 7-22 | 0-0 / 1-2 | 29:41 / 30:19 | -00:38 | 4.5 / 2.3 | 2.3 / 4.4 | 3.9 / 3.7 | 9-51.4 / 9-40.1 | 5-49.0 / 6-51.0 | 3 / 1 |
| Towson | 8-15 / 4-12 | 1-1 / 0-0 | 38:10 / 21:50 | 16:20 | 6.0 / 0.8 | 6.5 / 5.9 | 6.2 / 4.1 | 3-65.7 / 8-40.8 | 6-43.0 / 8-57.0 | 2 / 1 |
| New Mexico | 3-11 / 3-16 | 1-2 / 1-2 | 31:01 / 28:59 | 02:02 | 4.7 / 1.9 | 5.3 / 4.7 | 4.9 / 3.2 | 5-48.2 / 9-40.2 | 5-48.0 / 9-86.0 | 4 / 0 |
| San Jose St. | 5-16 / 5-18 | 0-0 / 1-2 | 27:39 / 32:21 | -04:42 | 1.7 / 2.8 | 5.7 / 6.5 | 3.5 / 4.5 | 7-52.9 / 7-41.1 | 7-74.0 / 12-101.0 | 2 / 3 |
| Air Force | 5-13 / 4-16 | 1-2 / 3-4 | 31:15 / 28:45 | 02:30 | 4.0 / 4.0 | 5.5 / 4.5 | 4.4 / 4.1 | 5-54.8 / 4-39.8 | 10-61.0 / 3-28.0 | 1 / 1 |
| Fresno St. | 6-14 / 9-18 | 0-0 / 0-0 | 27:02 / 32:58 | -05:56 | 5.0 / 5.3 | 6.5 / 7.1 | 5.8 / 6.3 | 6-38.8 / 4-33.3 | 6-70.0 / 6-53.0 | 2 / 0 |
| Hawaii | 6-14 / 5-15 | 1-1 / 1-1 | 34:07 / 25:53 | 08:14 | 3.0 / 2.8 | 6.2 / 5.0 | 3.8 / 4.0 | 5-49.6 / 6-32.3 | 9-90.0 / 6-65.0 | 4 / 2 |
| Totals | 46-126 / 45-151 | 4-7 / 7-13 | 282:47 / 257:13 | 25:34 | 4.5 / 2.9 | 5.9 / 5.5 | 5.0 / 4.3 | 56-51.9 / 69-40.6 | 64-602.0 / 64-576.0 | 27 / 12 |

Note: Game totals are displayed in the format TEAM/OPPONENT for each category

SAN DIEGO STATE PARTICIPATION

PARTICIPATION CHART

| No. | Name | NMSU | UA | UTAH | TU | NM | SJSU | AF | FS | UH | NEV | UNLV | BSU |
|-----|-----------------------------|----------|----------|----------|----------|----------|----------|----------|----------|----------|-----|------|-----|
| 6 | ALEKI, Andrew | GS (LB) | GS (LB) | X | - | X | X | X | GS (LB) | GS (LB) | | | |
| 40 | ALVES, Andrew | X | X | X | - | - | - | - | - | - | | | |
| 42 | ANDERSON, Brady ● | - | - | X | X | X | X | X | X | X | | | |
| 2 | ARAIZA, Matt | X | X | X | X | X | X | X | X | X | | | |
| 38 | ARMSTEAD, Jaylon | - | X | - | X | X | X | X | X | X | | | |
| 30 | AVINGER, Lucky ● | - | X | - | X | - | X | - | X | - | | | |
| 17 | AVINGER, Noah ● ■ | GS (CB) | X | X | GS (CB) | X | X | X | X | X | | | |
| 2 | BANKS, Keshawn | GS (DE) | GS (DE) | GS (DE) | GS (DE) | GS (DE) | GS (DE) | GS (DE) | GS (DE) | GS (DE) | | | |
| 27 | BARFIELD, Cedarius | GS (WAR) | GS (WAR) | GS (WAR) | GS (WAR) | GS (WAR) | GS (WAR) | X | GS (WAR) | GS (WAR) | | | |
| 34 | BASKERVILLE, CJ ● | X | X | X | X | X | X | X | X | X | | | |
| 21 | BELL, Chance | X | X | - | X | X | X | X | X | X | | | |
| 22 | BELL, Greg | GS (RB) | GS (RB) | GS (RB) | GS (RB) | GS (RB) | GS (RB) | X | GS (RB) | GS (RB) | | | |
| 88 | BELLINGER, Daniel | GS (TE) | GS (TE) | GS (TE) | GS (TE) | GS (TE) | GS (TE) | GS (TE) | GS (TE) | GS (TE) | | | |
| 75 | BESSENT, Desmond ■ | X | X | X | X | X | X | GS (LT) | GS (LT) | X | | | |
| 12 | BRANCH, Dallas ■ | - | - | - | - | X | X | GS (CB) | GS (CB) | X | | | |
| 4 | BROOKSHIRE, Jordan | GS (QB) | GS (QB) | - | - | GS (QB) | GS (QB) | - | - | - | | | |
| 48 | BROWN, Adonis | X | - | - | X | - | - | - | X | - | | | |
| 13 | BROWNING, Jack ● | X | X | X | X | X | X | X | X | X | | | |
| 5 | BUSBEE, BJ | X | GS (WR) | GS (WR) | X | X | X | X | GS (WR) | - | | | |
| 15 | BYRD, Jordan | GS (RB) | X | X | X | X | X | X | X | X | | | |
| 55 | CAPRA, Joey | X | X | X | X | X | - | - | - | - | | | |
| 31 | CELESTINE, Davaghn | X | X | X | X | X | - | - | - | - | | | |
| 61 | CRENSHAW-DICKSON, Brandon ■ | GS (RT) | GS (RT) | GS (RT) | GS (RT) | GS (RT) | GS (RT) | GS (RT) | GS (RT) | GS (RT) | | | |
| 81 | DEDEAUX, Ethan | X | X | X | X | X | X | X | X | X | | | |
| 84 | DE LOS REYES, Darius ● | - | - | - | - | - | - | - | - | X | | | |
| 45 | DRAEGER, Wyatt | X | X | X | X | X | X | X | X | X | | | |
| 73 | DUNKLE, William | GS (RG) | GS (RG) | GS (RG) | GS (RG) | GS (RG) | GS (RG) | GS (RG) | GS (RG) | GS (RG) | | | |
| 87 | DURU, Koby ● | - | X | X | X | X | X | X | X | X | | | |
| 51 | FIASEU, Zyrus ● | - | - | - | - | X | X | - | - | - | | | |
| 39 | FOUNTAIN, Garret | X | X | X | X | X | X | X | X | X | | | |
| 94 | GREENE, Aaron ● | X | X | X | X | X | X | - | - | - | | | |
| 69 | GUDINO, Dominic | - | - | - | - | X | - | X | X | - | | | |
| 62 | HARRISON, Jonathan ● | - | - | - | X | X | X | X | X | X | | | |
| 3 | HASKELL, Will ● | - | - | - | X | X | - | - | X | - | | | |
| 9 | HAWKINS, Tayler | GS (CB) | GS (CB) | GS (CB) | - | GS (CB) | GS (CB) | GS (CB) | GS (CB) | GS (CB) | | | |
| 60 | HERNANDEZ, Sebastian ● | - | - | - | - | - | - | X | X | - | | | |
| 7 | JOHNSON, Lucas | X | X | GS (QB) | GS (QB) | X | X | GS (QB) | GS (QB) | GS (QB) | | | |
| 44 | KAHO, Vai ■ | - | X | X | X | X | X | GS (LB) | X | - | | | |
| 96 | KOTHE, Elijah | X | X | GS (WR) | X | X | X | GS (WR) | GS (WR) | GS (WR) | | | |
| 43 | LAKALAKA, Seyddrick | X | X | GS (LB) | GS (LB) | GS (LB) | GS (LB) | GS (LB) | X | X | | | |
| 52 | LECKY, Jalil | X | X | X | X | X | X | X | X | X | | | |
| 55 | MAILANGI, Sefo | X | X | X | X | X | X | X | X | X | | | |
| 32 | MALONE, Dezijhon | X | X | X | X | X | X | - | X | - | | | |
| 64 | MARTINEZ, Chris | GS (LG) | GS (LG) | GS (LG) | GS (LG) | GS (LG) | GS (LG) | GS (LG) | GS (LG) | GS (LG) | | | |
| 45 | MATTHEWS, Jesse | GS (WR) | GS (WR) | GS (WR) | GS (WR) | GS (WR) | GS (WR) | GS (WR) | GS (WR) | X | | | |
| 32 | MCBRIDE, Connor ● | - | - | - | X | X | - | - | - | - | | | |
| 54 | MCDONALD, Caden | GS (LB) | GS (LB) | GS (LB) | GS (LB) | GS (LB) | GS (LB) | GS (LB) | GS (LB) | GS (LB) | | | |
| 23 | MCELVANE, Isaiah | X | X | X | X | X | X | X | X | X | | | |
| 42 | MCGEE, Gus ● | - | - | - | X | - | - | - | - | - | | | |
| 33 | MCMORRIS, Patrick | GS (AZT) | GS (AZT) | GS (AZT) | GS (AZT) | GS (AZT) | GS (AZT) | GS (AZT) | GS (AZT) | GS (AZT) | | | |
| 68 | MIRABELLA, Thomas ● | - | - | - | X | X | - | - | - | - | | | |
| 29 | MWATA, Allan | X | - | X | X | X | X | X | X | X | | | |
| 91 | NEVES, Kahi | X | X | X | X | X | X | X | X | X | | | |
| 90 | OKPOKO, Daniel | - | - | - | X | X | X | X | X | X | | | |
| 24 | OLUBI, Segun ■ | GS (LB) | GS (LB) | GS (LB) | GS (LB) | GS (LB) | GS (LB) | X | X | X | | | |
| 11 | PENNY, Brionne ● | X | X | - | X | X | - | - | X | - | | | |
| 59 | RAAB, Jacob ● | X | X | X | X | X | X | X | X | X | | | |
| 13 | RICHARDSON, Isaiah | X | X | - | X | X | X | X | X | - | | | |
| 82 | RUDOLPH, Jay ■ | X | X | X | X | GS (TE) | GS (TE) | GS (TE) | X | GS (TE) | | | |
| 14 | SHAVERS, Tyrell ● ■ | X | X | X | GS (WR) | GS (WR) | GS (WR) | X | X | GS (WR) | | | |
| 83 | SHAW, Mekhi ● ■ | X | X | X | GS (WR) | X | X | X | X | X | | | |
| 46 | SHAWCROFT, Michael | X | - | X | X | X | X | GS (LB) | GS (LB) | GS (LB) | | | |
| 95 | SIMS, Nassir ● | X | X | X | X | X | X | X | X | X | | | |
| 92 | SMITH, Kobe | GS (WR) | GS (WR) | X | - | - | - | - | - | X | | | |
| 80 | SULLIVAN, TJ | X | X | - | X | - | - | - | - | - | | | |
| 66 | TAVAI, Jonah | GS (DT) | GS (DT) | GS (DT) | GS (DT) | GS (DT) | GS (DT) | GS (DT) | GS (DT) | GS (DT) | | | |
| 93 | TAYLOR, Dylan ● | X | X | X | X | - | - | - | - | - | | | |
| 99 | THOMAS, Cameron | GS (DE) | GS (DE) | GS (DE) | GS (DE) | GS (DE) | GS (DE) | GS (DE) | GS (DE) | GS (DE) | | | |
| 76 | THOMAS, Zachary | GS (LT) | GS (LT) | GS (LT) | GS (LT) | GS (LT) | GS (LT) | - | X | GS (LT) | | | |
| 18 | THOMPSON, Trenton | GS (WAR) | GS (WAR) | GS (WAR) | GS (WAR) | GS (WAR) | GS (WAR) | GS (WAR) | GS (WAR) | GS (WAR) | | | |
| 67 | TROMBLEY, Kyle ● | X | X | X | X | - | - | - | - | - | | | |
| 10 | TUMBLIN, Noah ■ | X | GS (CB) | GS (CB) | GS (CB) | GS (CB) | GS (CB) | X | X | GS (CB) | | | |
| 72 | ULUAVE, Alama | GS (C) | GS (C) | GS (C) | GS (C) | GS (C) | GS (C) | GS (C) | GS (C) | GS (C) | | | |
| 19 | WHITE, Kyrn | X | X | X | X | - | X | X | X | X | | | |
| 26 | WILLIAMS, Kaegun | X | X | X | X | X | X | GS (RB) | X | X | | | |
| 50 | WINTERMEYER, Ryan ● | X | X | X | X | X | X | X | X | X | | | |

■ - made first career San Diego State start this season. ● - made first career San Diego State appearance this season. Bold player name in red indicates player has started every game this season. Bold player name in black indicates player has played in every game this season.

SAN DIEGO STATE STARTERS/PARTICIPATION

OFFENSIVE STARTERS

| Position | NMST | UA | UTAH | TU | NM | SJSU | AF | FS | UH | NEV | UNLV | BSU |
|----------|------------------|------------------|------------------|------------------|------------------|------------------|------------------|------------------|------------------|-----|------|-----|
| LT | Z. Thomas | Z. Thomas | Z. Thomas | Z. Thomas | Z. Thomas | Z. Thomas | Bessent | Bessent | Z. Thomas | | | |
| LG | Martinez | Martinez | Martinez | Martinez | Martinez | Martinez | Martinez | Martinez | Martinez | | | |
| C | Uluave | Uluave | Uluave | Uluave | Uluave | Uluave | Uluave | Uluave | Uluave | | | |
| RG | Dunkle | Dunkle | Dunkle | Dunkle | Dunkle | Dunkle | Dunkle | Dunkle | Dunkle | | | |
| RT | Crenshaw-Dickson | Crenshaw-Dickson | Crenshaw-Dickson | Crenshaw-Dickson | Crenshaw-Dickson | Crenshaw-Dickson | Crenshaw-Dickson | Crenshaw-Dickson | Crenshaw-Dickson | | | |
| TE | Bellinger | Bellinger | Bellinger | Bellinger | Bellinger | Bellinger | Bellinger | Bellinger | Bellinger | | | |
| QB | Brookshire | Brookshire | Johnson | Johnson | Brookshire | Brookshire | Johnson | Johnson | Johnson | | | |
| RB | G. Bell | G. Bell | G. Bell | G. Bell | G. Bell | G. Bell | Williams | G. Bell | G. Bell | | | |
| WR | Smith | Smith | Kothe | Shavers | Shavers | Shavers | Kothe | Kothe | Kothe | | | |
| WR | Matthews | Matthews | Matthews | Matthews | Matthews | Matthews | Matthews | Matthews | Shavers | | | |
| WR/TE | | Busbee | Busbee | Shaw | Rudolph | Rudolph | Rudolph | Busbee | Rudolph | | | |

DEFENSIVE STARTERS

| Position | NMST | UA | UTAH | TU | NM | SJSU | AF | FS | UH | NEV | UNLV | BSU |
|----------|------------|-----------|-----------|------------|-----------|-----------|-----------|-----------|-----------|-----|------|-----|
| DE | Banks | Banks | Banks | Banks | Banks | Banks | Banks | Banks | Banks | | | |
| DT | Tavai | Tavai | Tavai | Tavai | Tavai | Tavai | Tavai | Tavai | Tavai | | | |
| DE | C. Thomas | C. Thomas | C. Thomas | C. Thomas | C. Thomas | C. Thomas | C. Thomas | C. Thomas | C. Thomas | | | |
| LB | McDonald | McDonald | McDonald | McDonald | McDonald | McDonald | McDonald | McDonald | McDonald | | | |
| MLB | Aleki | Aleki | Lakalaka | Lakalaka | Lakalaka | Lakalaka | Lakalaka | Aleki | Aleki | | | |
| LB | Olubi | Olubi | Olubi | Olubi | Olubi | Olubi | Shawcroft | Shawcroft | Shawcroft | | | |
| LB | | | | | | | Kaho | | | | | |
| WAR | Barfield | Barfield | Barfield | Barfield | Barfield | Barfield | Barfield | Barfield | Barfield | | | |
| CB | N. Avinger | Turnblin | Turnblin | Turnblin | Turnblin | Turnblin | Branch | Branch | Turnblin | | | |
| WAR | Thompson | Thompson | Thompson | Thompson | Thompson | Thompson | Thompson | Thompson | Thompson | | | |
| AZT | McMorris | McMorris | McMorris | McMorris | McMorris | McMorris | McMorris | McMorris | McMorris | | | |
| CB | Hawkins | Hawkins | Hawkins | N. Avinger | Hawkins | Hawkins | Hawkins | Hawkins | Hawkins | | | |

SPECIALISTS STARTERS

| Position | NMST | UA | UTAH | TU | NM | SJSU | AF | FS | UH | NEV | UNLV | BSU |
|----------|-------------|-------------|-------------|-------------|-------------|-------------|-------------|-------------|-------------|-----|------|-----|
| KO | Araiza | Araiza | Araiza | Araiza | Araiza | Araiza | Araiza | Araiza | Araiza | | | |
| PK | Araiza | Araiza | Araiza | Araiza | Araiza | Araiza | Araiza | Araiza | Araiza | | | |
| Holder | Browning | Browning | Browning | Browning | Browning | Browning | Browning | Browning | Browning | | | |
| Punter | Araiza | Araiza | Araiza | Araiza | Araiza | Araiza | Araiza | Araiza | Araiza | | | |
| LS | Wintermeyer | Wintermeyer | Wintermeyer | Wintermeyer | Wintermeyer | Wintermeyer | Wintermeyer | Wintermeyer | Wintermeyer | | | |
| SS | Raab | Raab | Raab | Raab | Raab | Raab | Raab | Raab | Raab | | | |
| KOR | Byrd | Byrd | Byrd | Byrd | Byrd | Byrd | Byrd | Byrd | Byrd | | | |
| | Williams | Williams | Williams | Williams | Williams | Williams | Williams | Williams | Williams | | | |
| PR | Byrd | Byrd | Byrd | Byrd | Byrd | Byrd | Byrd | Byrd | Byrd | | | |

PARTICIPATION CHART

| | NMST | UA | UTAH | TU | NM | SJSU | AF | FS | UH | NEV | UNLV | BSU |
|------------------------------|---------|---------|---------|----------|----------|----------|---------|---------|---------|-----|------|-----|
| Dressed | 72 | 72 | 73 | 70 | 71 | 74 | 74 | 72 | 74 | | | |
| Played | 60 | 61 | 57 | 66 | 65 | 60 | 57 | 62 | 54 | | | |
| Seniors | 27 | 27 | 24 | 24 | 28 | 26 | 25 | 26 | 24 | | | |
| Juniors | 13 | 12 | 12 | 15 | 13 | 14 | 15 | 16 | 13 | | | |
| Sophomores | 14 | 15 | 14 | 15 | 12 | 10 | 10 | 11 | 9 | | | |
| Freshmen (RS/True) | 6 (3/3) | 7 (4/3) | 7 (3/4) | 12 (6/6) | 12 (6/6) | 10 (5/5) | 7 (3/4) | 9 (4/5) | 8 (4/4) | | | |
| Started | 22 | 22 | 22 | 22 | 22 | 22 | 22 | 22 | 22 | 22 | 22 | 22 |
| Seniors | 15 | 15 | 15 | 12 | 13 | 13 | 14 | 15 | 14 | | | |
| Juniors | 5 | 5 | 5 | 6 | 6 | 6 | 5 | 6 | 5 | | | |
| Sophomores | 1 | 2 | 2 | 2 | 3 | 3 | 3 | 1 | 3 | | | |
| Freshmen (RS/True) | 1 (0/1) | 0 | 0 | 2 (1/1) | 0 | 0 | 0 | 0 | 0 | | | |
| Making SDSU Debut | 12 | 2 | 1 | 5 | 1 | 0 | 1 | 0 | 1 | | | |
| Making 1st SDSU Start | 3 | 1 | 0 | 2 | 1 | 0 | 3 | 0 | 0 | | | |

AZTEC CAREER START CHART (Offense/Defense)

| Player, Pos. | Yr. | Career Starts | Consecutive Starts | 2021 | 2020 | 2019 | 2018 | Player, Pos. | Yr. | Career Starts | Consecutive Starts | 2021 | 2020 | 2019 | 2018 |
|---------------------------|------|---------------|--------------------|------|------|------|------|------------------------------|--------|---------------|--------------------|------|------|------|------|
| Cameron Thomas, DT/DE | Jr. | 29 | 19 | 9 | 8 | 12 | - | Patrick McMorris, AZT | Jr. | 10 | 9 | 9 | 1 | 0 | - |
| Keshawn Banks, DE | Sr. | 29 | 9 | 9 | 7 | 13 | 0 | Jordan Byrd, RB | Sr. | 10 | 0 | 1 | 3 | 6 | 0 |
| Daniel Bellinger, TE | Sr. | 28 | 26 | 9 | 8 | 11 | 0 | Brandon Crenshaw-Dickson, RT | So. | 9 | 9 | 9 | 0 | - | - |
| Caden McDonald, LB | Sr. | 27 | 26 | 9 | 8 | 10 | 0 | Michael Shawcroft, LB | Jr. | 8 | 3 | 3 | 5 | 0 | - |
| Trenton Thompson, WAR | Sr.* | 26 | 13 | 9 | 4 | 5 | 8 | Lucas Johnson, QB | Sr. | 6 | 3 | 5 | 1 | - | - |
| Taylor Hawkins, WAR/CB | Sr.* | 26 | 5 | 8 | 8 | 5 | 5 | Noah Turnblin, CB | So. | 6 | 1 | 6 | 0 | - | - |
| Zachary Thomas, RG/RT/LT | Sr.* | 26 | 1 | 7 | 8 | 9 | 2 | Jordan Brookshire, QB | Sr. | 6 | 0 | 4 | 2 | 0 | - |
| Jesse Matthews, WR | Jr. | 26 | 0 | 8 | 8 | 10 | - | BJ Busbee, WR | Sr. | 6 | 0 | 3 | 3 | 0 | 0 |
| William Dunkle, RG | Jr. | 25 | 10 | 9 | 4 | 12 | - | Segun Olubi, CB | Sr.* | 6 | 0 | 6 | 0 | - | - |
| Kobe Smith, WR | Sr. | 19 | 0 | 2 | 5 | 10 | 2 | Tyrell Shavers, WR | Jr. | 4 | 1 | 4 | - | - | - |
| Andrew Aleki, LB | Sr.* | 18 | 2 | 4 | 5 | 8 | 1 | Jay Rudolph, TE | So. | 4 | 1 | 4 | 0 | - | - |
| Alama Uluave, C | Sr. | 17 | 17 | 9 | 8 | 0 | 0 | Kahi Neves, DE | Sr.* | 3 | 0 | 0 | 3 | 0 | 0 |
| Dominic Gudino, RG/C/LG | Sr. | 16 | 0 | 0 | 0 | 2 | 8^ | Desmond Bessent, LT | Sr. | 2 | 0 | 2 | 0 | 0 | 0 |
| Jonah Tavai, DT | Sr. | 15 | 15 | 9 | 5 | 1 | - | Dallas Branch, CB | Jr. | 2 | 0 | 2 | 0 | - | - |
| Chris Martinez, RG/LG | Sr. | 13 | 9 | 9 | 4 | 0 | - | Kaegun Williams, RB | Jr. | 2 | 0 | 1 | 0 | 0 | 1 |
| Elijah Kothe, WR | Sr. | 13 | 3 | 4 | 3 | 4 | 2 | Noah Avinger, CB | Fr.-HS | 2 | 0 | 2 | - | - | - |
| Greg Bell, RB | Sr. | 12 | 2 | 8 | 4 | - | - | Chance Bell, RB | Sr. | 2 | 0 | 0 | 1 | 0 | 1 |
| Cedarius Barfield, CB/WAR | Jr. | 12 | 2 | 8 | 4 | 0 | - | Vai Kaho, LB | So. | 1 | 0 | 1 | 0 | - | - |
| Ethan Dedeaux, WR | Sr. | 12 | 0 | 0 | 2 | 2 | 8 | Mekhi Shaw, WR | Fr.-RS | 1 | 0 | 1 | - | - | - |
| Seydrick Lakalaka, LB | Sr. | 11 | 0 | 5 | 6 | 0 | 0 | TJ Sullivan, WR | Jr. | 1 | 0 | 0 | 0 | 1 | - |

* - Utilizing extra year of eligibility offered by the NCAA due to COVID-19 pandemic

^ - Dominic Gudino also started six games in 2017

MISCELLANEOUS STATS

MISCELLANEOUS

| Game | Coin Toss | KO/Receive | 1st Off. Play | 1st Off. Poss. | 1st Def. Poss. | Game Time | Game Length | Jersey | Pants | Result |
|--------------------|-------------------|------------|-----------------|----------------|----------------|---------------|-------------|--------|-------------|----------|
| New Mexico State | SDSU won, def. | Kick off | G. Bell rush | Punt | Punt | 7:32 p.m. PT | 3:34 | Black | Black | W, 28-10 |
| at Arizona | Arizona won, def. | Receive | Brookshire rush | Touchdown | Punt | 7:07 p.m. PT | 3:18 | Black | Black | W, 38-14 |
| Utah | SDSU won, def. | Kick off | Kothe rec. | Punt | Punt | 4:07 p.m. PT | 3:54 | Black | Black (3ot) | W, 33-31 |
| Towson | Towson won, def. | Receive | Team rush | Punt | Punt | 12:36 p.m. PT | 3:03 | Black | Black | W, 48-21 |
| New Mexico* | SDSU won, def. | Kick off | G. Bell rush | Touchdown | Punt | 6:10 p.m. PT | 3:05 | Black | Black | W, 31-7 |
| at San José State* | SJSU won, rec. | Kick off | Brookshire rush | Fumble | Punt | 7:37 p.m. PT | 3:52 | White | Black (2ot) | W, 19-13 |
| at Air Force* | SDSU won, def. | Kick off | Williams rush | Field Goal | Interception | 5:07 p.m. MT | 3:06 | White | Black | W, 20-14 |
| Fresno State* | SDSU won, def. | Kick off | G. Bell rush | Punt | Punt | 7:37 p.m. PT | 3:36 | Black | Black | L, 30-20 |
| at Hawai'i* | Hawai'i won def. | Receive | Bellinger rec. | Punt | Punt | 5:16 p.m. HT | 3:06 | Black | Black | W, 17-10 |
| Nevada* | | | | | | | | | | |
| at UNLV* | | | | | | | | | | |
| Boise State* | | | | | | | | | | |

AVERAGE STARTING FIELD POSITION

| Category | San Diego State | Opponents |
|--|-----------------|------------|
| Drives Started | 117 | 119 |
| Cumulative Starting Yard Line | 3,566 | 2,791 |
| Average Field Position | Own 30.48 | Own 23.45 |
| Drives Started in Opponent Territory/Att. to Score | 15/14 | 8/7 |
| Scores/Touchdowns, Field Goals | 9/4,5 | 5/4,1 |
| Points | 43 | 31 |
| Drives Started (Inside/At Own 25) | 51 (35/16) | 88 (48/40) |
| Points Scored (TD/FGs) | 75 (10/2) | 70 (7/7) |

* - kick/punt returns for a touchdown not included; & - overtime possessions not included.

SDSU OFFENSIVE POSSESSIONS (DEF/ST SCORES NOT INCLUDED)

| Game | Poss. | TD | FG | MFG | Punt | TO | Clock | Downs | 3&Out* | PPP^ |
|-------------------|-----------------|------------|-----------|----------|-----------|-----------|----------|----------|-----------|-------------|
| New Mexico State | 15 | 3+ | 0 | 0 | 9 | 2 | 1 | 0 | 4 | 1.20 |
| at Arizona | 15 | 4+ | 1 | 1 | 7 | 0 | 1 | 1 | 4 | 1.80 |
| Utah | 17& | 3+ | 1 | 2 | 9 | 1 | 1 | 0 | 5 | 1.24 |
| Towson | 12 | 5+ | 2 | 0 | 3 | 1 | 1 | 0 | 3 | 3.00 |
| New Mexico | 14 | 4 | 1 | 0 | 5 | 1 | 2 | 1 | 4 | 1.93 |
| at San José State | 14& | 2 | 2 | 1 | 7 | 1 | 1 | 0 | 5 | 1.29 |
| at Air Force | 10 | 2 | 2 | 0 | 5 | 0 | 1 | 0 | 3 | 1.80 |
| Fresno State | 13 | 3 | 0 | 1 | 6 | 3 | 0 | 0 | 2 | 1.38 |
| at Hawai'i | 11 | 2 | 1 | 1 | 5 | 1 | 1 | 0 | 4 | 1.36 |
| Nevada | | | | | | | | | | |
| at UNLV | | | | | | | | | | |
| Boise State | | | | | | | | | | |
| TOTALS | 121& | 28+ | 10 | 6 | 56 | 10 | 9 | 2 | 34 | 1.66 |

* - less if there is a turnover or end of half; must not have earned a first down or scored points.
 + - indicates team scored a non-offensive touchdown. & - overtime possession included. # - possession/turnover not included when offense never had ball (turnover on special teams). ^ - PATs/2-pt. not included. ~ - also includes free kick after a safety.

OPPONENT POSSESSIONS (DEF/ST SCORES NOT INCLUDED)

| Game | Poss. | TD | FG | MFG | Punt | TO | Clock | Downs | 3&Out* | PPP^ |
|-------------------|-----------------|------------|----------|----------|-----------|-----------|----------|----------|-----------|-------------|
| New Mexico State | 17 | 1 | 1 | 0 | 11 | 3 | 1 | 0 | 7 | 0.53 |
| at Arizona | 15 | 2 | 0 | 0 | 11 | 1 | 0 | 1 | 10 | 0.80 |
| Utah | 17& | 3+ | 1 | 1 | 9 | 1 | 1 | 1 | 4 | 1.24 |
| Towson | 13 | 3 | 0 | 0 | 8 | 2 | 0 | 0 | 7 | 1.38 |
| New Mexico | 12 | 0+ | 0 | 0 | 9 | 2 | 0 | 1 | 6 | 0.00 |
| at San José State | 14& | 1 | 2 | 1 | 7 | 1 | 1 | 1 | 3 | 0.86 |
| at Air Force | 10 | 2 | 0 | 0 | 4 | 2 | 1 | 1 | 2 | 1.20 |
| Fresno State | 14 | 3 | 3 | 1 | 4 | 1 | 2 | 0 | 3 | 1.93 |
| at Hawai'i | 11 | 1 | 1 | 0 | 6 | 2 | 1 | 0 | 2 | 0.82 |
| Nevada | | | | | | | | | | |
| at UNLV | | | | | | | | | | |
| Boise State | | | | | | | | | | |
| TOTALS | 123& | 16+ | 8 | 3 | 69 | 15 | 7 | 5 | 44 | 0.98 |

* - less if there is a turnover or end of half; must not have earned a first down or scored points.
 + - indicates team scored a non-offensive touchdown. & - overtime possession included. # - possession/turnover not included when offense never had ball (turnover on special teams). ^ - PATs/2-pt. not included. ~ - also includes free kick after a safety.

DRIVE ANALYSIS

| Game | SDSU | | Opponent | |
|-------------------|------------|-----------|------------|----------|
| | TD | FG | TD | FG |
| New Mexico State | 3+ | 0 | 1 | 1 |
| at Arizona | 4+ | 1 | 2 | 0 |
| Utah | 3+ | 1 | 3+ | 1 |
| Towson | 5+ | 2 | 3 | 0 |
| New Mexico | 4 | 1 | 0+ | 0 |
| at San José State | 2 | 2 | 1 | 2 |
| at Air Force | 2 | 2 | 2 | 0 |
| Fresno State | 3 | 0 | 3 | 3 |
| at Hawai'i | 2 | 1 | 1 | 1 |
| Nevada | | | | |
| at UNLV | | | | |
| Boise State | | | | |
| TOTALS | 28+ | 10 | 16+ | 8 |

+ - indicates team scored a non-offensive touchdown. & - overtime drives included.

GAME-OPENING DRIVE

| Game | SDSU | | | Opponent | | |
|-------------------|-------------|-------------|--------------|-------------|-------------|-------------|
| | Pts. | FD | Yds. | Pts. | FD | Yds. |
| New Mexico State | 0 | 1 | 8 | 0 | 0 | 3^ |
| at Arizona | 7 | 2 | 75 | 0 | 0 | 7^ |
| Utah | 0 | 0 | 5^ | 0 | 1 | 11 |
| Towson | 0 | 0 | 5^ | 0 | 1 | 27 |
| New Mexico | 7 | 3 | 63 | 0 | 0 | 2^ |
| at San José State | 0 | 2 | 28 | 0 | 0 | 3^ |
| at Air Force | 3 | 0 | 4 | 0 | 0 | 1 |
| Fresno State | 0 | 1 | 15 | 0 | 0 | 6^ |
| at Hawai'i | 0 | 0 | 3^ | 0 | 0 | 7^ |
| Nevada | | | | | | |
| at UNLV | | | | | | |
| Boise State | | | | | | |
| TOTALS | 17 | 9 | 206 | 0 | 2 | 67 |
| AVERAGES | 1.89 | 1.00 | 22.89 | 0.00 | 0.22 | 7.44 |

^ - indicates possession ended in a 3-and-out.

OPENING SECOND-HALF DRIVE

| Game | SDSU | | | Opponent | | |
|-------------------|-------------|-------------|--------------|-------------|-------------|--------------|
| | Pts. | FD | Yds. | Pts. | FD | Yds. |
| New Mexico State | 7 | 2 | 65 | 0 | 0 | 1 |
| at Arizona | 0 | 0 | 1^ | 0 | 0 | 4^ |
| Utah | 7 | 2 | 82 | 0 | 1 | 14 |
| Towson | 7 | 1 | 64 | 0 | 0 | -1^ |
| New Mexico | 0 | 0 | 1^ | 0 | 0 | 8^ |
| at San José State | 0 | 3 | 50 | 0 | 2 | 20 |
| at Air Force | 7 | 4 | 75 | 0 | 1 | 13 |
| Fresno State | 0 | 0 | 7^ | 0 | 3 | 80 |
| at Hawai'i | 0 | 0 | 6^ | 0 | 0 | -3^ |
| Nevada | | | | | | |
| at UNLV | | | | | | |
| Boise State | | | | | | |
| TOTALS | 28 | 12 | 351 | 0 | 7 | 136 |
| AVERAGES | 3.11 | 1.33 | 39.00 | 0.00 | 0.78 | 15.11 |

^ - indicates possession ended in a 3-and-out.

MISCELLANEOUS STATS, cont.

SDSU SCORING DRIVES

| Opponent | Drive | | | Type of Score | Drive | | Scoring Play |
|-------------------|-------|------|-------|---------------|-----------|-------|------------------------------------|
| | Plays | Yds. | TOP | | Qtr/Time | Start | |
| New Mexico State | 3 | 65 | 1:17 | TD | 3rd/13:43 | SD 35 | G. Bell 23-yd run |
| | 6 | 73 | 2:13 | TD | 3rd/3:01 | SD 27 | Brookshire 18-yd run |
| | - | - | - | TD | 3rd/7:45 | - | Aleki 25-yd interception return |
| at Arizona | 3 | 80 | 1:16 | TD | 4th/14:19 | SD 20 | Byrd 43-yd run |
| | 4 | 75 | 1:38 | TD | 1st/13:22 | SD 25 | G. Bell 55-yd run |
| | 6 | 96 | 3:08 | TD | 1st/9:12 | SD 04 | Brookshire 3-yd run |
| | - | - | - | TD | 1st/7:07 | - | Shavers 27-yd blocked punt return |
| | 7 | 78 | 3:38 | TD | 2nd/12:29 | SD 22 | Bellinger 25-yd pass f/Brookshire |
| | 3 | 56 | 0:55 | TD | 2nd/1:52 | SD 44 | Dedeaux 40-yd pass f/Brookshire |
| | 6 | 6 | 3:22 | FG | 3rd/5:13 | UA 21 | Araiza 32-yd field goal |
| Utah | 8 | 29 | 3:20 | FG | 1st/1:54 | SD 37 | Araiza 51-yd field goal |
| | - | - | - | TD | 2nd/7:38 | - | Byrd 100-yd kickoff return |
| | 8 | 82 | 3:31 | TD | 3rd/11:24 | SD 18 | G. Bell 7-yd run |
| | 1 | 7 | 0:04 | TD | 3rd/10:42 | UU 07 | G. Bell 7-yd run |
| | 2 | 25 | - | TD | OT1 / — | UU 25 | Rudolph 2-yd pass f/Johnson |
| | - | - | - | 2XP | OT3 / — | UU 03 | Johnson pass f/Matthews |
| Towson | 5 | 15 | 2:04 | TD | 1st/0:14 | TU 15 | Williams 8-yd run |
| | 11 | 90 | 5:53 | TD | 2nd/7:56 | SD 10 | Byrd 12-yd run |
| | 6 | 70 | 2:45 | TD | 2nd/4:03 | SD 30 | Kothe 16-yd pass f/Johnson |
| | - | - | - | TD | 3rd/14:02 | - | Thompson 11-yd blocked punt return |
| | 3 | 64 | 1:06 | TD | 3rd/10:43 | SD 36 | Byrd 55-yd run |
| | 4 | 0 | 1:02 | FG | 3rd/6:39 | TU 30 | Araiza 48-yd field goal |
| | 4 | 64 | 1:15 | TD | 3rd/4:25 | SD 36 | C. Bell 1-yd run |
| | 17 | 64 | 10:31 | FG | 4th/7:44 | SD 17 | Araiza 36-yd field goal |
| New Mexico | 6 | 63 | 2:01 | TD | 1st/11:21 | SD 37 | G. Bell 1-yd run |
| | 10 | 48 | 3:11 | FG | 2nd/14:57 | SD 29 | Araiza 40-yd field goal |
| | 10 | 66 | 5:29 | TD | 2nd/4:35 | SD 34 | Brookshire 1-yd run |
| | 5 | 60 | 1:59 | TD | 3rd/2:35 | SD 40 | Brookshire 11-yd run |
| | 6 | 66 | 2:52 | TD | 4th/13:05 | SD 34 | C. Bell 8-yd run |
| at San José State | 5 | 11 | 1:58 | FG | 2nd/11:16 | SJ 47 | Araiza 53-yd field goal |
| | 11 | 64 | 4:24 | FG | 2nd/0:54 | SD 27 | Araiza 26-yd field goal |
| | 4 | 25 | - | TD | OT1 / — | SJ 25 | Matthews 14-yd pass f/Johnson |
| | 3 | 25 | - | TD | OT2 / — | SJ 25 | Matthews 24-yd pass f/Johnson |
| at Air Force | 4 | 4 | 1:42 | FG | 1st/12:26 | AF 09 | Araiza 22-yd field goal |
| | 12 | 42 | 5:45 | TD | 2nd/8:42 | AF 42 | Williams 1-yd run |
| | 7 | 12 | 4:27 | FG | 2nd/1:54 | AF 46 | Araiza 51-yd field goal |
| | 7 | 75 | 3:48 | TD | 3rd/11:05 | SD 25 | C. Bell 3-yd run |
| Fresno State | 6 | 82 | 2:12 | TD | 2nd/2:15 | SD 18 | Shavers 19-yd pass f/Johnson |
| | 10 | 80 | 3:38 | TD | 3rd/0:13 | SD 20 | G. Bell 3-yd run |
| | 11 | 75 | 3:22 | TD | 4th/1:06 | SD 25 | Haskell 7-yd run |
| at Hawai'i | 8 | 47 | 4:59 | TD | 1st/6:27 | UH 47 | G. Bell 5-yd run |
| | 15 | 82 | 7:33 | TD | 2nd/9:43 | SD 18 | Browning 13-yd run |
| | 14 | 57 | 8:26 | FG | 4th/7:41 | SD 21 | Araiza 39-yd field goal |

OPPONENT SCORING DRIVES

| Opponent | Drive | | | Type of Score | Drive | | Scoring Play |
|-------------------|-------|------|------|---------------|-----------|--------|----------------------------------|
| | Plays | Yds. | TOP | | Qtr/Time | Start | |
| New Mexico State | 10 | 75 | 4:22 | FG | 1st/7:26 | NMS 25 | Albertson 31-yd field goal |
| | 12 | 90 | 4:05 | TD | 2nd/10:42 | NMS 10 | Gicino 8-yd pass f/J. Johnson |
| at Arizona | 4 | 75 | 1:13 | TD | 1st/5:50 | UA 25 | Berryhill III 43-yd pass f/Cruz |
| | 11 | 80 | 2:52 | TD | 4th/8:24 | UA 20 | Cunningham 7-yd pass f/Plummer |
| Utah | - | - | - | TD | 1st/8:07 | - | Covey 80-yd punt return |
| | 13 | 58 | 5:02 | FG | 2nd/7:51 | UU 17 | Redding 43-yd field goal |
| | 10 | 63 | 2:16 | TD | 4th/4:17 | UU 37 | Covey 2-yd pass f/Rising |
| | 13 | 74 | 2:20 | TD | 4th/0:16 | UU 26 | Howard 4-yd pass f/Rising |
| | 1 | 25 | - | TD | OT1 / — | SD 25 | Dixon 25-yd pass f/Rising |
| Towson | 4 | 69 | 1:19 | TD | 1st/5:36 | TU 31 | Howard Jr. 19-yd pass f/Ferguson |
| | 11 | 80 | 1:40 | TD | 2nd/0:06 | TU 20 | Smith 4-yd pass f/Ferguson |
| | 4 | 24 | 1:32 | TD | 4th/5:59 | SD 24 | Thompson IV 9-yd pass f/Ferguson |
| New Mexico | - | - | - | TD | 3rd/4:41 | - | Leutele 15-yd fumble return |
| at San José State | 8 | 60 | 2:59 | FG | 2nd/8:17 | SJ 25 | Mercurio 32-yd field goal |
| | 11 | 66 | 5:13 | FG | 4th/14:49 | SJ 03 | Mercurio 48-yd field goal |
| | 4 | 25 | - | TD | OT1 / — | SD 25 | Nevens 1-yd run |
| at Air Force | 11 | 57 | 4:57 | TD | 3rd/1:07 | AF 43 | King 13-yd pass f/Bryan |
| | 15 | 89 | 6:33 | TD | 4th/3:59 | AF 11 | Kinamon 3-yd run |
| Fresno State | 15 | 86 | 6:51 | TD | 1st/3:53 | FS 14 | Mims 13-yd run |
| | 4 | 31 | 1:38 | TD | 2nd/14:17 | SD 31 | Wheatfall 16-yd pass f/Haener |
| | 5 | 60 | 2:49 | FG | 2nd/9:04 | FS 08 | Silva 49-yd field goal |
| | 7 | 75 | 2:48 | FG | 2nd/4:32 | FS 15 | Silva 27-yd field goal |
| | 7 | 24 | 2:24 | FG | 3rd/4:00 | SD 49 | Silva 42-yd field goal |
| | 2 | 31 | 0:46 | TD | 4th/4:28 | SD 31 | Mims 15-yd run |
| at Hawai'i | 1 | 19 | 0:06 | TD | 1st/2:21 | SD 19 | Turner 19-yd pass f/C. Cordeiro |
| | 15 | 70 | 4:41 | FG | 4th/3:00 | UH 25 | Shipley 22-yd field goal |

MISCELLANEOUS STATS, cont.

| | San Diego State | Opponents |
|--|-----------------|---------------|
| TOTAL SCORE | 254 | 150 |
| Time Spent in the Lead (<i>Tied 109:49</i>) | 317:07 | 104:04 |
| Total Plays-Yards | 584-2,935 | 626-2,701 |
| Plus Territory: Plays-Yards | 241-1,680 | 233-685 |
| Drives with Plays in Plus Territory (<i>OTs not included</i>) | 53 of 109 | 41 of 111 |
| First Down Plays/Yards | 257/1,191 | 253/1,201 |
| Average on First Down | 4.63 | 4.75 |
| Rushes-Yards (Avg.) | 167-762 (4.7) | 127-446 (3.5) |
| Passes-Yards (Avg.) | 76-441 (5.8) | 119-755 (6.3) |
| First Down Sacked (goes down as a rush) | 6-(-46) | 7-(-40) |
| First Down Penalties by Opponents-Yards | 9-92 | 6-70 |
| First Down Penalties by Offense-Yards | 6-55 | 14-122 |
| First Downs Made | 48 | 35 |
| First Down Turnovers | 4 | 6 |
| First Down Touchdowns | 14 | 6 |
| Third Down Efficiency (Pct.) | 46-126 (.365) | 45-150 (.300) |
| Rushing (Pct.) | 33-74 (.446) | 13-44 (.295) |
| Passing (Pct.) | 13-52 (.250) | 32-106 (.302) |
| Third Down Sacked (goes down as a rush) | 2-(-14) | 11-(-62) |
| Conversion by Penalties | 6 | 9 |
| Third Down Penalties by Opponents-Yards | 5-45 | 7-85 |
| Third Down Penalties by Offense-Yards | 10-55 | 8-75 |
| Yards Gained | 782 | 557 |
| Average Yards Gained/Att. | 6.21 | 4.25 |
| 3rd & Long (9 or more) | 9-44 (.205) | 12-61 (.197) |
| 3rd & short (4 or less) | 27-45 (.600) | 19-43 (.442) |
| Third Down Turnovers | 2 | 6 |
| Third Down Touchdowns | 5 | 4 |
| Fourth Down Efficiency | 4-7 (.571) | 7-16 (.438) |
| Three and Outs or Less (Per Game) | 39 (4.33) | 49 (5.44) |
| Opponent Turnovers-Points (Per Turnover) | 14*-44 (3.14) | 11-45 (4.09) |
| <i>* - indicates an additional turnover was gained in overtime</i> | | |
| Scores-Times in the Red Zone (Points) | 26-29 (161) | 18-23 (110) |
| Plays-Yards | 72-280 | 57-170 |
| Third Down Efficiency | 6-13 | 6-16 |
| Scores-Times in the Goal to Go (Points) | 15-15 (97) | 8-10 (52) |
| Plays-Yards | 29-68 | 26-49 |
| Explosive Plays (20-plus Yards) | 30 | 25 |
| Rushing | 15 | 4 |
| Passing | 15 | 21 |
| Yards by Quarter: | | |
| First | 653 | 584 |
| Second | 862 | 801 |
| Third | 831 | 482 |
| Fourth | 488 | 769 |
| Overtime | 83 | 61 |

FIRST DOWNS EARNED

| Name | Pass | Receive | Rush | Total |
|-------------------|-----------|-----------|-----------|------------|
| Lucas Johnson | 33 | 0 | 11 | 44 |
| Jordan Brookshire | 21 | 0 | 7 | 28 |
| Will Haskell | 1 | 0 | 1 | 2 |
| Greg Bell | 0 | 0 | 33 | 33 |
| Daniel Bellinger | 0 | 11 | 0 | 11 |
| Jordan Byrd | 0 | 3 | 7 | 10 |
| Kaegun Williams | 0 | 1 | 9 | 10 |
| Chance Bell | 0 | 0 | 8 | 8 |
| Elijah Kothe | 0 | 8 | 0 | 8 |
| Jesse Matthews | 0 | 8 | 0 | 8 |
| Tyrell Shavers | 0 | 8 | 0 | 8 |
| BJ Busbee | 0 | 7 | 0 | 7 |
| Jaylon Armstead | 0 | 0 | 4 | 4 |
| Brienne Penny | 0 | 3 | 0 | 3 |
| Isaiah Richardson | 0 | 2 | 0 | 2 |
| Mekhi Shaw | 0 | 2 | 0 | 2 |
| Ethan Dedeaux | 0 | 1 | 0 | 1 |
| Kobe Smith | 0 | 1 | 0 | 1 |
| Lucky Avinger | 0 | 0 | 1 | 1 |
| Jack Browning | 0 | 0 | 1 | 1 |
| TOTALS | 55 | 55 | 82 | 137 |

MISCELLANEOUS STATS, cont.

RESULT OF SAN DIEGO STATE TURNOVERS

| Opponent | Qtr. | Turnover (Player) | Defender | Led To | Pts.* |
|-------------------|------|------------------------|-----------------------|------------|-------|
| New Mexico State | 2 | Fumble (G. Bell) | King (FF), Union (FR) | Touchdown | 7 |
| | 3 | Int. (Brookshire) | Mills (INT) | Punt | 0 |
| | 3 | Fumble (Byrd) | Bowe Jr. (FR) | Punt | 0 |
| at Arizona | none | | | | |
| Utah | 4 | Fumble (G. Bell) | Lloyd (FR) | Downs | 0 |
| Towson | 1 | Interception (Johnson) | Collins (INT) | Touchdown | 7 |
| New Mexico | 3 | Fumble (G. Bell) | Leutele (FF, FR) | Touchdown | 7 |
| at San José State | 1 | Fumble (Brookshire) | Parker (FR) | Punt | 0 |
| at Air Force | none | | | | |
| Fresno State | 1 | Interception (Johnson) | E. Williams (INT) | Touchdown | 7 |
| | 3 | Fumble (Johnson) | Atkins (FR) | Field Goal | 3 |
| | 4 | Interception (Johnson) | J. Williams (INT) | Touchdown | 7 |
| at Hawai'i | 1 | Fumble (Johnson) | Tufaga (FR) | Touchdown | 7 |

RESULT OF OPPONENT TURNOVERS

| Opponent | Qtr. | Turnover (Player) | Defender | Led To | Pts.* |
|-------------------|------|-------------------------|-----------------------------------|--------------|-------|
| New Mexico State | 3 | Int. (J. Johnson) | Shawcroft (INT) | Interception | 0 |
| | 3 | Int. (J. Johnson) | Hawkins (INT) | Touchdown | 7 |
| | 3 | Int. (J. Johnson) | Aleki (INT) | Touchdown | 7 |
| at Arizona | 3 | Interception (Cruz) | McMorris (INT) | Field Goal | 3 |
| Utah | 3 | Interception (Brewer) | Hawkins (INT) | Touchdown | 7 |
| Towson | 1 | Fumble (Team) | Fountain (FR) | Touchdown | 7 |
| | 3 | Interception (Ferguson) | N. Avinger (INT) | Touchdown | 7 |
| New Mexico | 2 | Fumble (Wysong) | Shawcroft (FF), Branch (FR) | Downs | 0 |
| | 2 | Int. (Wilson Jr.) | Thompson (INT) | Half | 0 |
| at San José State | OT2 | Interception (Nash)+ | Thompson (INT) | Touchdown | 6 |
| at Air Force | 1 | Interception (Daniels) | Branch (INT) | Field Goal | 3 |
| | 2 | Fumble (Hughes) | Thompson (FF), N. Avinger (FR) | Field Goal | 3 |
| Fresno State | 3 | Fumble (Cropper) | McMorris (FR) | Punt | 0 |
| at Hawai'i | 2 | Interception (Cordeiro) | Thompson (INT) | Missed FG | 0 |
| | 3 | Fumble (Smart) | Hawkins (FF), Baskerville (FR) | Punt | 0 |

Opponents' 14 turnovers resulted in 44 San Diego State points

San Diego State's 11 turnovers resulted in 45 opponent points

+ - indicates turnover was gained in overtime

TURNOVER ANALYSIS

| | TO | Opp. Pts. | TD/FG | Pts./TO* |
|-----------------|-----|-----------|-------|----------|
| San Diego State | 11 | 45 | 6/1 | 4.09 |
| Opponents | 14+ | 44 | 5/3 | 3.14 |

+ - indicates an additional turnover was lost in overtime

TURNOVERS LOST

| Name | TO's Lost | Fum. | Int. | Points | ^PPT |
|---------------|-----------|----------|----------|--------------|-------------|
| Johnson | 5 | 2 | 3 | 31.00 | 6.20 |
| G. Bell | 3 | 3 | 0 | 14.00 | 4.67 |
| Brookshire | 2 | 1 | 1 | 0.00 | 0.00 |
| Byrd | 1 | 1 | 0 | 0.00 | 0.00 |
| TOTALS | 11 | 7 | 4 | 45.00 | 4.09 |

TO's Lost - turnovers lost, Fum. - fumbles lost, Int. - interceptions thrown, Points - points scored by the opponent after a turnover, PPT - points per turnover scored by the opponent (does not include turnovers gained in overtime), * - Total turnovers equals FR and INT's.)

TURNOVERS GAINED

| Name | #TAPO | FF | FR | Int. | Points | ^PPT |
|---------------|------------|----------|----------|-----------|--------------|-------------|
| Hawkins | 3 | 1 | 0 | 2 | 14.00 | 4.67 |
| N. Avinger | 2 | 0 | 1 | 1 | 8.50 | 4.25 |
| Branch | 2 | 0 | 1 | 1 | 3.00 | 1.50 |
| McMorris | 2 | 0 | 1 | 1 | 3.00 | 1.50 |
| Shawcroft | 2 | 1 | 0 | 1 | 0.00 | 0.00 |
| Thompson | 3 | 1 | 0 | 2+ | 1.50 | 0.50 |
| Aleki | 1 | 0 | 0 | 1 | 7.00 | 7.00 |
| Fountain | 1 | 0 | 1 | 0 | 7.00 | 7.00 |
| Baskerville | 1 | 0 | 1 | 0 | 0.00 | 0.00 |
| TOTALS | *17 | 3 | 5 | 9+ | 44.00 | 3.14 |

#TAPO - turnovers a part of (FF, FR or INT), FF - forced fumbles, FR - fumbles recovered, Int. - interceptions, Points - points scored off an opponent's turnover (note that fumbles forced and fumbles recovered are each awarded half the points for SDSU's score; ex. a touchdown and PAT after a fumble gives each player 3.50-points), ^PPT - points per turnover scored by SDSU (+ - indicates an additional turnover was gained in overtime, * - Total turnovers equals FR and INT's.)

MISCELLANEOUS STATS, cont.

SAN DIEGO STATE BIG OFFENSIVE PLAYS (20+ YARDS) (30 overall)

| Game | Player | Type | Down & Dis. | Yards |
|-----------------------|---------------------------------------|------|-------------|-------|
| New Mexico State - 6 | Jordan Byrd | Rush | 1st & 10 | 43 |
| | Greg Bell | Rush | 2nd & 5 | 32 |
| | BJ Busbee f/Jordan Brookshire | Pass | 2nd & 9 | 25 |
| | Kobe Smith f/Jordan Brookshire | Pass | 1st & 10 | 24 |
| | Greg Bell | Rush | 1st & 10 | 23 |
| at Arizona - 5 | Greg Bell | Rush | 3rd & 2 | 20 |
| | Daniel Bellinger f/Jordan Brookshire | Pass | 3rd & 2 | 73 |
| | Greg Bell | Rush | 2nd & 5 | 55 |
| | Ethan Dedeaux f/Jordan Brookshire | Pass | 2nd & 8 | 40 |
| | Daniel Bellinger f/Jordan Brookshire | Pass | 2nd & 12 | 25 |
| Utah - 2 | Kaegun Williams | Rush | 1st & 10 | 23 |
| | Lucas Johnson | Rush | 3rd & 1 | 54 |
| | Lucas Johnson | Rush | 1st & 10 | 23 |
| | Chance Bell | Rush | 3rd & 8 | 61 |
| | Jordan Byrd | Rush | 3rd & 1 | 55 |
| Towson - 4 | Kaegun Williams | Rush | 2nd & 19 | 25 |
| | Brionne Penny f/Lucas Johnson | Pass | 1st & 10 | 20 |
| | Greg Bell | Rush | 1st & 10 | 40 |
| | BJ Busbee f/Jordan Brookshire | Pass | 1st & 10 | 36 |
| | Tyrell Shavers f/Jordan Brookshire | Pass | 4th & 2 | 23 |
| at San José State - 2 | Jordan Brookshire | Rush | 3rd & 6 | 22 |
| | Isaiah Richardson f/Jordan Brookshire | Pass | 3rd & 1 | 24 |
| | Jesse Matthews f/Lucas Johnson | Pass | 3rd & 9 | 24 |
| | Chance Bell | Rush | 3rd & 2 | 32 |
| | Jordan Byrd f/Lucas Johnson | Pass | 2nd & 8 | 20 |
| Fresno State - 5 | Elijah Kothe f/Lucas Johnson | Pass | 3rd & 9 | 39 |
| | Elijah Kothe f/Lucas Johnson | Pass | 1st & 10 | 31 |
| | Jesse Matthews f/Lucas Johnson | Pass | 2nd & 4 | 29 |
| | Greg Bell | Rush | 3rd & 12 | 22 |
| | Tyrell Shavers f/Lucas Johnson | Pass | 1st & 10 | 20 |
| at Hawai'i | None | | | |

RED indicates touchdown scored on play

OPPONENT BIG OFFENSIVE PLAYS (20+ YARDS) (25 overall)

| Game | Player | Type | Down & Dis. | Yards |
|-----------------------|-------------------------------------|------|-------------|-------|
| New Mexico State - 3 | Jared Wyatt f/Jonah Johnson | Pass | 3rd & 9 | 42 |
| | Dominic Gicinto f/Jonah Johnson | Pass | 1st & 10 | 25 |
| | O'Maury Samuels | Rush | 1st & 10 | 23 |
| at Arizona - 3 | Tayvian Cunningham f/Will Plummer | Pass | 1st & 10 | 54 |
| | Stanley Berryhill III f/Gunner Cruz | Pass | 2nd & 10 | 43 |
| | Stanley Berryhill III | Rush | 2nd & 1 | 23 |
| Utah - 2 | Jaylen Dixon f/Cameron Rising | Pass | 1st & 10 | 25 |
| | Cameron Rising | Rush | 1st & 10 | 24 |
| Towson - 2 | Daniel Thompson f/Chris Ferguson | Pass | 2nd & 10 | 49 |
| | Darian Street f/Chris Ferguson | Pass | 2nd & 10 | 24 |
| New Mexico - 2 | Elijah Queen f/Terry Wilson Jr. | Pass | 1st & 10 | 28 |
| | Luke Wysong f/Terry Wilson Jr. | Pass | 1st & 10 | 26 |
| at San José State - 5 | Isaiah Hamilton f/Nick Nash | Pass | 2nd & 20 | 39 |
| | Derrick Deese Jr. f/Nick Nash | Pass | 1st & 10 | 37 |
| | Jermaine Braddock f/Nick Nash | Pass | 3rd & 16 | 29 |
| | Derrick Deese Jr. f/Nick Nash | Pass | 1st & 15 | 25 |
| | Derrick Deese Jr. f/Nick Nash | Pass | 3rd & 12 | 2 |
| at Air Force | Jake Spiewak f/Warren Bryan | Pass | 1st & 10 | 31 |
| Fresno State - 5 | Josh Kelly f/Jake Haener | Pass | 1st & 14 | 69 |
| | Jordan Mims | Rush | 3rd & 1 | 59 |
| | Jalen Cropper f/Jake Haener | Pass | 2nd & 10 | 38 |
| | Josh Kelly f/Jake Haener | Pass | 3rd & 9 | 24 |
| | Jalen Cropper f/Jake Haener | Pass | 3rd & 7 | 21 |
| at Hawai'i - 2 | Jared Smart f/Chevan Cordeiro | Pass | 1st & 10 | 23 |
| | Nick Mardner f/Chevan Cordeiro | Pass | 3rd & 9 | 20 |

SAN DIEGO STATE BIG PLAYS (20+ YARDS)

| Name | Total | Rushing | Receiving | 20-29 | 30-39 | 40-49 | 50-59 | 60-69 | 70-79 | 80-89 | 90-99 |
|--------------------|-----------|-----------|-----------|-----------|----------|----------|----------|----------|----------|----------|----------|
| Greg Bell | 6 | 6 | 0 | 3 | 1 | 1 | 1 | 0 | 0 | 0 | 0 |
| Jordan Byrd | 3 | 2 | 1 | 1 | 0 | 1 | 1 | 0 | 0 | 0 | 0 |
| Chance Bell | 2 | 2 | 0 | 0 | 1 | 0 | 0 | 1 | 0 | 0 | 0 |
| Daniel Bellinger | 2 | 0 | 2 | 1 | 0 | 0 | 0 | 0 | 1 | 0 | 0 |
| BJ Busbee | 2 | 0 | 2 | 1 | 1 | 0 | 0 | 0 | 0 | 0 | 0 |
| Lucas Johnson | 2 | 2 | 0 | 1 | 0 | 0 | 1 | 0 | 0 | 0 | 0 |
| Elijah Kothe | 2 | 0 | 2 | 0 | 2 | 0 | 0 | 0 | 0 | 0 | 0 |
| Jesse Matthews | 2 | 0 | 2 | 2 | 0 | 0 | 0 | 0 | 0 | 0 | 0 |
| Tyrell Shavers | 2 | 0 | 2 | 2 | 0 | 0 | 0 | 0 | 0 | 0 | 0 |
| Kaegun Williams | 2 | 2 | 0 | 2 | 0 | 0 | 0 | 0 | 0 | 0 | 0 |
| Jordan Brookshire | 1 | 1 | 0 | 1 | 0 | 0 | 0 | 0 | 0 | 0 | 0 |
| Ethan Dedeaux | 1 | 0 | 1 | 0 | 0 | 1 | 0 | 0 | 0 | 0 | 0 |
| Brionne Penny | 1 | 0 | 1 | 1 | 0 | 0 | 0 | 0 | 0 | 0 | 0 |
| Isaiah Richardson | 1 | 0 | 1 | 1 | 0 | 0 | 0 | 0 | 0 | 0 | 0 |
| Kobe Smith | 1 | 0 | 1 | 1 | 0 | 0 | 0 | 0 | 0 | 0 | 0 |
| SDSU TOTALS | 30 | 15 | 15 | 17 | 5 | 3 | 3 | 1 | 1 | 0 | 0 |
| OPPONENTS | 25 | 4 | 21 | 15 | 4 | 3 | 2 | 1 | 0 | 0 | 0 |

MISCELLANEOUS STATS, cont.

SEASON HIGHS

POINTS SCORED

12, Jesse Matthews at San José State* (Oct. 15)
 12, Jordan Brookshire vs. New Mexico* (Oct. 9)
 12, Matt Araiza vs. Towson (Sept. 25)
 12, Jordan Byrd vs. Towson (Sept. 25)
 12, Greg Bell vs. Utah (Sept. 18)

TOUCHDOWNS SCORED

2, Jesse Matthews at San José State* (Oct. 15)
 2, Jordan Brookshire vs. New Mexico* (Oct. 9)
 2, Jordan Byrd vs. Towson (Sept. 25)
 2, Greg Bell vs. Utah (Sept. 18)

MOST RUSHING ATTEMPTS

33, Greg Bell vs. Utah (Sept. 18)
 26, Greg Bell vs. New Mexico State (Sept. 4)
 24, Greg Bell at Hawai'i* (Nov. 6)

MOST RUSHING YARDS

161, Greg Bell vs. New Mexico State (Sept. 4)
 125, Greg Bell at Arizona (Sept. 11)
 119, Greg Bell vs. Utah (Sept. 18)

MOST RUSHING TOUCHDOWNS

2, Jordan Brookshire vs. New Mexico* (Oct. 9)
 2, Jordan Byrd vs. Towson (Sept. 25)
 2, Greg Bell vs. Utah (Sept. 18)

LONGEST RUSH

61, Chance Bell vs. Towson (Sept. 25)
 55, Jordan Byrd vs. Towson (Sept. 25)
 55, Greg Bell at Arizona (Sept. 11)

MOST PASSING ATTEMPTS

31, Lucas Johnson vs. Fresno State* (Oct. 30)
 27, Jordan Brookshire at San José State* (Oct. 15)
 25, Lucas Johnson vs. Towson (Sept. 25)

MOST PASSING COMPLETIONS

16, Lucas Johnson vs. Towson (Sept. 25)
 14, Lucas Johnson vs. Fresno State* (Oct. 30)
 13, Jordan Brookshire at San José State* (Oct. 15)

THIRD DOWN EFFICIENCY ANALYSIS

| Name | Total | Pct. | 1 | 2 | 3 | 4 | 5 | 6 | 7 | 8 | 9 | 10 | 11+ | Longest Converted |
|-----------------|--------|-------|-------|-----|------|-----|------|-----|------|-----|------|------|------|--------------------------|
| SAN DIEGO STATE | 46-126 | 36.51 | 14-18 | 4-5 | 6-14 | 3-8 | 1-6 | 3-9 | 4-14 | 2-8 | 5-10 | 1-10 | 3-24 | 3rd & 14 at Hawai'i |
| OPPONENTS | 45-150 | 30.00 | 10-13 | 5-9 | 2-14 | 2-7 | 7-14 | 4-8 | 3-16 | 0-8 | 5-12 | 4-14 | 3-35 | 3rd & 16 at San José St. |

GOAL TO GO

| Name | No. | Score | TD | FG | MFG | Downs | TOs | Half | Game | Points^ | PPP |
|-----------------|-----|-------|----|----|-----|-------|-----|------|------|---------|------|
| SAN DIEGO STATE | 15 | 15 | 13 | 2 | 0 | 0 | 0 | 0 | 0 | 84 | 5.60 |
| OPPONENTS | 10 | 8 | 7 | 1 | 0 | 2 | 0 | 0 | 0 | 45 | 4.50 |

^ - Does not include PAT; PPP - Points per possession

PUNT ANALYSIS

| Name | Punts | Yards | Avg. | TB | Returns | Yards | Avg. | Net Average | Pct. Not Returned | In 20 | In 10 | In 5 | Opp. Territory No. | Yds. | Adj. 50 & Out No. | Adj. Avg. |
|------------------|-----------|--------------|--------------|-----------|-----------|------------|--------------|--------------|-------------------|-----------|----------|----------|--------------------|------------|-------------------|--------------|
| Matt Araiza | 56 | 2,909 | 51.95 | 10 | 17 | 191 | 11.24 | 44.96 | 69.64 | 29 | 8 | 3 | 12 | 436 | 44 | 56.20 |
| TOTALS | 56 | 2,909 | 51.95 | 10 | 17 | 191 | 11.24 | 44.96 | 69.64 | 29 | 8 | 3 | 12 | 436 | 44 | 56.20 |
| OPPONENTS | 69 | 2,798 | 40.55 | 3 | 18 | 139 | 7.72 | 37.67 | 73.91 | 13 | 4 | 3 | 10 | 334 | 59 | 41.76 |

Returns - times the opponent returned a punt, Yards - yards for the returned punts, Avg. - yards per returned punt, Pct. Not Returned - percent of the punts that were not returned, In 20 - inside 20, In 10 - inside 10, In 5 - inside 5, Opp. Territory - number and yards of punts inside opponents' territory, Adj. 50 & Out - punt average excluding punts inside opponents' territory.

KICKOFF ANALYSIS

| Name | Total | RET | FC | Muf | NA | TB | In 20 | In 25 | OB | OnS | Squib | Total YL | Return YL | AFP | AFP w/R |
|------------------|-----------|-----------|----------|----------|----------|-----------|----------|----------|----------|----------|----------|--------------|------------|--------------|--------------|
| Matt Araiza | 46 | 7 | 1 | 0 | 0 | 38 | 3 | 5 | 0 | 1 | 0 | 1,127 | 152 | 24.50 | 21.71 |
| Jack Browning | 1 | 1 | 0 | 0 | 0 | 0 | 0 | 0 | 0 | 0 | 0 | 76 | 76 | 76.00 | 76.00 |
| TOTALS | 47 | 8 | 1 | 0 | 0 | 38 | 3 | 5 | 0 | 1 | 0 | 1,203 | 228 | 25.60 | 28.50 |
| OPPONENTS | 33 | 22 | 0 | 0 | 0 | 9 | 7 | 1 | 1 | 0 | 1 | 962 | 701 | 29.15 | 31.86 |

Does not include penalties; RET - no. of returns, FC - fair catch, MUF - muffed, NA - no attempt of a return, TB - touchback, In 20 - inside 20, In 25 - inside 25, OB - out of bounds, OnS - on sides (does not count for AFP or AFP w/R); Squib - squibs, Total YL - opponent total yardline, Return YL - opponent total yardline on returns, AFP - average field position on kickoffs, AFP w/R - average field position on returned kickoffs.

MOST PASSING YARDS

220, Lucas Johnson vs. Fresno State* (Oct. 30)
 183, Jordan Brookshire at Arizona (Sept. 11)
 149, Lucas Johnson vs. Towson (Sept. 25)

MOST PASSING TOUCHDOWNS

2, Lucas Johnson at San José State* (Oct. 15)
 2, Jordan Brookshire at Arizona (Sept. 11)
 1, Lucas Johnson, three times, last: vs. Fresno State (Oct. 19)

LONGEST PASS

73, Jordan Brookshire at Arizona (Sept. 11)
 40, Jordan Brookshire at Arizona (Sept. 11)
 39, Lucas Johnson vs. Fresno State* (Oct. 30)

MOST RECEPTIONS

5, Daniel Bellinger at Hawai'i* (Nov. 6)
 5, Daniel Bellinger at San José State* (Oct. 15)
 4, Four times, last: Elijah Kothe vs. Fresno State* (Oct. 30)

MOST RECEIVING YARDS

113, Daniel Bellinger at Arizona (Sept. 11)
 105, Elijah Kothe vs. Fresno State* (Oct. 30)
 55, Brionne Penny vs. Towson (Sept. 25)

MOST RECEIVING TOUCHDOWNS

2, Jesse Matthews at San José State* (Oct. 15)
 1, Five times, last: Tyrell Shavers vs. Fresno State* (Oct. 30)

LONGEST RECEPTION

73, Daniel Bellinger at Arizona (Sept. 11)
 40, Ethan Dedeaux at Arizona (Sept. 11)
 39, Elijah Kothe vs. Fresno State* (Oct. 30)

MOST FIELD GOALS

2, Matt Araiza at Air Force* (Oct. 23)
 2, Matt Araiza at San José State* (Oct. 15)
 2, Matt Araiza vs. Towson (Sept. 25)

LONGEST FIELD GOAL

53, Matt Araiza at San José State* (Oct. 15)
 51, Matt Araiza at Air Force* (Oct. 23)
 51, Matt Araiza vs. Utah (Sept. 18)

MOST PUNTS

9, Matt Araiza vs. Utah (Sept. 18)
 9, Matt Araiza vs. New Mexico State (Sept. 4)
 7, Matt Araiza at San José State* (Oct. 15)
 7, Matt Araiza at Arizona (Sept. 11)

HIGHEST PUNTING AVERAGE

65.7, Matt Araiza vs. Towson (Sept. 25)
 56.8, Matt Araiza vs. New Mexico State (Sept. 4)
 54.8, Matt Araiza at Air Force* (Oct. 23)

LONGEST PUNT

86, Matt Araiza at San José State* (Oct. 15)
 81, Matt Araiza at Air Force* (Oct. 23)
 79, Matt Araiza at Hawai'i* (Nov. 6)

LONGEST PUNT RETURN

27, Tyrell Shavers at Arizona (Sept. 11)
 16, Jordan Byrd vs. Towson (Sept. 25)
 13, Tyrell Shavers vs. Towson (Sept. 25)

MOST PUNT RETURN YARDS

31, Jordan Byrd vs. Towson (Sept. 25)
 27, Tyrell Shavers at Arizona (Sept. 11)
 26, Jordan Byrd at Arizona (Sept. 11)

LONGEST KICKOFF RETURN

100, Jordan Byrd vs. Utah (Sept. 18)
 50, Jordan Byrd at Hawai'i* (Nov. 6)
 40, Jordan Byrd vs. Fresno State* (Oct. 30)

MOST KICKOFF RETURN YARDS

126, Jordan Byrd vs. Utah (Sept. 18)
 87, Kaegun Williams vs. Fresno State* (Oct. 30)
 76, Jordan Byrd at Hawai'i* (Nov. 6)

MOST ALL-PURPOSE YARDS

161, Greg Bell vs. New Mexico State (Sept. 4)
 141, Jordan Byrd vs. Utah (Sept. 18)
 125, Greg Bell at Arizona (Sept. 11)

MOST TACKLES

12, Patrick McMorris at San José State* (Oct. 15)
 8, Andrew Aleki at Hawai'i* (Nov. 6)
 8, Cameron Thomas vs. Fresno State* (Oct. 30)
 8, Patrick McMorris vs. Towson (Sept. 25)
 8, Segun Olubi vs. Utah (Sept. 18)
 8, Noah Tumblin vs. New Mexico State (Sept. 4)

MOST SACKS

2.0, Garret Fountain vs. Utah (Sept. 18)
 1.5, Keshawn Banks at Hawai'i* (Nov. 6)
 1.5, Jonah Tavai at Hawai'i* (Nov. 6)
 1.5, Jalil Lecky vs. New Mexico* (Oct. 9)

MOST TACKLES FOR LOSS

3.0, Michael Shawcroft at San José State* (Oct. 15)
 2.5, Cameron Thomas vs. New Mexico State (Sept. 4)
 2.0, Six times, last: Jonah Tavai at Hawai'i* (Nov. 6)

MOST INTERCEPTIONS

1, Trenton Thompson at Hawai'i* (Nov. 6)
 1, Dallas Branch at Air Force* (Oct. 23)
 1, Trenton Thompson at San José State* (Oct. 15)
 1, Trenton Thompson vs. New Mexico* (Oct. 9)
 1, Noah Avinger vs. Towson (Sept. 25)
 1, Tayler Hawkins vs. Utah (Sept. 18)
 1, Patrick McMorris at Arizona (Sept. 11)
 1, Andrew Aleki vs. New Mexico State (Sept. 4)
 1, Taylor Hawkins vs. New Mexico State (Sept. 4)
 1, Michael Shawcroft vs. New Mexico State (Sept. 4)

LONGEST INTERCEPTION RETURN

34, Tayler Hawkins vs. Utah (Sept. 18)
 27, Dallas Branch at Air Force* (Oct. 23)
 25, Andrew Aleki vs. New Mexico State (Sept. 4)

RED indicates touchdown scored on play

LAST TIME IT HAPPENED

TEAM

Scored, 60 or More Points
Scored, 50 or More Points
Scored, 40 or More Points
Scored, 30 or More Points

Total Offense, 600 Yards or More
Total Offense, 500 Yards or More
Total Offense, 400 Yards or More

Total Offense, 85 or More Plays
Total Offense, 75 or More Plays

30 or More First Downs
25 or More First Downs

Two-Point Conversion

Rushing, 500 Yards or More
Rushing, 400 Yards or More
Rushing, 300 Yards or More
Rushing, 80 or More Attempts
Rushing, 70 or More Attempts
Rushing, 60 or More Attempts
Rushing, 50 or More Attempts
Rushing, 7 or More Touchdowns
Rushing, 6 or More Touchdowns
Rushing, 5 or More Touchdowns
Rushing, 4 or More Touchdowns

Passing, 500 Yards or More
Passing, 400 Yards or More
Passing, 300 Yards or More
Passing, 50 or More Attempts
Passing, 40 or More Attempts
Passing, 30 or More Attempts
Passing, 30 or More Completions
Passing, 25 or More Completions
Passing, 20 or More Completions
Passing, 6 or More Touchdowns
Passing, 5 or More Touchdowns

Shut Out
Shut Out Through 3 Quarters
Shut Out Through Halftime
Shut Out Through 1 Quarter

Recorded a Safety
Allowed No Offensive Touchdowns

Allowed 200 Yards or Less Total Offense
Allowed 100 Yards or Less Total Offense

Allowed 50 Yards or Less Rushing
Allowed 100 Yards or Less Rushing
Allowed 100 Yards or Less Passing

Allowed 10 First Downs or Fewer

San Diego State

Nov. 3, 1990 vs. Utah (66)
Nov. 4, 2017 at San José State* (52)
Sept. 25, 2021 vs. Towson (48)
Oct. 9, 2021 vs. New Mexico (31)

Nov. 4, 2017 at San José State* (648)
Oct. 31, 2020 at Utah State* (570)
Oct. 30, 2021 vs. Fresno State* (412)

Oct. 26, 2013 vs. No. 15 Fresno State* (87)
Dec. 12, 2020 at Brigham Young (77)

Oct. 31, 2020 at Utah State* (30)
Oct. 31, 2020 at Utah State* (30)

Sept. 18, 2021 vs. Utah

Nov. 4, 2017 at San José State* (554)
Oct. 31, 2020 at Utah State* (407)
Nov. 14, 2020 vs. Hawai'i* (326)
Has not occurred
Nov. 4, 2017 at San José State* (71)
Nov. 4, 2017 at San José State* (71)
Sept. 11, 2021 at Arizona (55)
Sept. 14, 1991 vs. Pacific (7)
Nov. 4, 2017 at San José State* (6)
Nov. 4, 2017 at San José State* (6)
Oct. 9, 2021 vs. New Mexico* (4)

Nov. 20, 2010 vs. No. 25 Utah* (528)
Dec. 17, 2011 vs. La.-Lafayette (413)
Nov. 15, 2019 vs. Fresno State* (323)
Aug. 31, 2013 vs. Eastern Illinois (64)
Nov. 23, 2019 vs. at Hawai'i* (40)
Oct. 30, 2021 vs. Fresno State (31)
Nov. 6, 2020 vs. San José State* (30)
Nov. 23, 2019 vs. at Hawai'i* (25)
Nov. 6, 2020 vs. San José State* (21)
Oct. 24, 2009 at Colorado State* (6)
Oct. 24, 2009 at Colorado State* (6)

Aug. 31, 2019 vs. Weber State (W, 6-0)
Aug. 31, 2019 vs. Weber State (W, 6-0)
Oct. 23, 2021 at Air Force (W, 20-14)
Oct. 23, 2021 at Air Force (W, 20-14)

Oct. 4, 2013 vs. Nevada* (W, 51-44 (ot))
Oct. 9, 2021 vs. New Mexico* (W, 31-7)

Oct. 24, 2020 vs. UNLV* (186)
Oct. 3, 2015 vs. Fresno State* (89)

Sept. 25, 2021 vs. Towson (15)
Nov. 6, 2021 at Hawai'i (85)
Oct. 23, 2021 at Air Force* (72)

Sept. 11, 2021 at Arizona (9)

Opponent

Nov. 26, 2016 vs. Colorado State* (63)
Nov. 26, 2016 vs. Colorado State* (63)
Dec. 23, 2017 vs. Army West Point (42)
Oct. 30, 2021 vs. Fresno State* (30)

Sept. 10, 2016 vs. California (604)
Nov. 24, 2018 vs. Hawai'i* (ot) (516)
Oct. 30, 2021 vs. Fresno State* (485)

Dec. 23, 2017 vs. Army West Point (91)
Oct. 30, 2021 vs. Fresno State* (77)

Dec. 23, 2017 vs. Army West Point (31)
Dec. 23, 2017 vs. Army West Point (31)

Sept. 18, 2021 vs. Utah

Dec. 23, 2017 vs. Army West Point (440)
Dec. 23, 2017 vs. Army West Point (440)
Dec. 23, 2017 vs. Army West Point (87)
Dec. 23, 2017 vs. Army West Point (87)
Dec. 23, 2017 vs. Army West Point (87)
Nov. 28, 2020 at Colorado (53)
Oct. 18, 2008 at New Mexico* (8)
Oct. 18, 2008 at New Mexico* (8)
Dec. 23, 2017 vs. Army West Point (5)
Dec. 23, 2017 vs. Army West Point (5)

Sept. 10, 2016 vs. California (522)
Nov. 24, 2018 vs. Hawai'i* (ot) (452)
Oct. 30, 2021 vs. Fresno State* (306)
Sept. 18, 2021 vs. Utah (3ot) (58)
Oct. 30, 2021 vs. Fresno State* (43)
Nov. 6, 2021 at Hawai'i* (35)
Sept. 18, 2021 vs. Utah (3ot) (33)
Oct. 30, 2021 vs. Fresno State* (25)
Oct. 30, 2021 vs. Fresno State* (25)

Nov. 26, 2016 vs. Colorado State* (5)

Dec. 19, 2018 vs. Ohio (L, 0-27)
Dec. 19, 2018 vs. Ohio (L, 0-27)
Sept. 4, 2021 vs. New Mexico State (W, 28-10)
Oct. 30, 2021 vs. Fresno State* (L, 20-30)

Oct. 27, 2018 at Nevada* (L, 24-28)
Nov. 28, 2020 at Colorado (L, 10-20)

Nov. 28, 2020 at Colorado (155)
Oct. 4, 2008 at TCU* (85)

Nov. 13, 2010 at No. 3 TCU* (38)
Oct. 15, 2021 at San José State* (70)
Oct. 23, 2021 at Air Force* (67)

Oct. 23, 2021 at Air Force* (10)

LAST TIME IT HAPPENED, cont.

| <u>TEAM</u> | <u>San Diego State</u> | <u>Opponent</u> |
|--------------------------------------|--|--|
| Did Not Commit a Turnover | Oct. 23, 2021 at Air Force* (0) | Oct. 26, 2019 at UNLV* (0) |
| Recorded 6 or More Turnovers | Sept. 5, 2015 vs. San Diego (6) | |
| Recorded 5 or More Turnovers | Dec. 21, 2019 vs. Central Michigan (5) | |
| Intercepted 5 or More Passes | Sept. 5, 2015 vs. San Diego (5) | Sept. 23, 2016 vs. Utah* (5) |
| Intercepted 4 or More Passes | Dec. 17, 2016 vs. Houston (4) | Aug. 31, 2013 vs. Eastern Illinois (4) |
| Intercepted 3 or More Passes | Sept. 4, 2021 vs. New Mexico State (3) | Sept. 6, 2014 at No. 21 North Carolina (3) |
| Recovered 4 Fumbles | Dec. 23, 2014 vs. Navy (4) | Nov. 16, 2013 at Hawai'i* (4) |
| Recovered 3 Fumbles | Oct. 23, 2015 vs. Utah State* (3) | Sept. 26, 2015 at Penn State (3) |
| Scored a Defensive Touchdown | Sept. 4, 2021 vs. New Mexico State (interception return) | Sept. 21, 2019 vs. Utah State* (interception return) |
| Recorded 10 or More Tackles For Loss | Oct. 9, 2021 vs. New Mexico (10) | Nov. 28, 2020 at Colorado (11) |
| Recorded 5 or More Sacks | Sept. 4, 2021 vs. New Mexico State (5) | Aug. 31, 2018 at No. 13/13 Stanford (5) |
| No Penalties | Sept. 23, 2017 at Air Force* | Dec. 19, 2018 vs. Ohio |
| Time of Possession, 35 plus minutes | Sept. 25, 2021 vs. Towson (38:10) | Nov. 28, 2020 at Colorado (37:28) |

INDIVIDUAL

RUSHING

| | |
|-------------------------------|--|
| Rushing, 300 Yards or More | 300, by Marshall Faulk vs. Hawai'i*, W - 52-28, Nov. 14, 1992 |
| Rushing, 250 Yards or More | 253, by Rashaad Penny at Hawai'i*, W - 28-7, Oct. 28, 2017 |
| Rushing, 200 Yards or More | 221, by Rashaad Penny vs. Army West Point, L - 35-42, Dec. 23, 2017 |
| Rushing, 150 Yards or More | 161, by Greg Bell vs. New Mexico State, W - 28-10, Sept. 4, 2021 |
| Rushing, 100 Yards or More | 111, by Greg Bell vs. New Mexico*, W - 31-7, Oct. 9, 2021 |
| Had two 100-yard Rushers | 118, by Jordan Byrd and 116, by Chance Bell at New Mexico State, W - 31-10, Sept. 14, 2019 |
| Rushing, 40 Times or More | 40, by Lynell Hamilton vs. Wyoming*, W - 25-20, Oct. 25, 2003 |
| Rushing, 35 Times or More | 36, by Juwan Washington vs. Sacramento State, W - 28-14, Sept. 8, 2018 |
| Rushing, 30 Times or More | 33, by Greg Bell vs. Utah, W - 33-31 (3ot), Sept. 18, 2021 |
| Rushing, 25 Times or More | 33, by Greg Bell vs. Utah, W - 33-31 (3ot), Sept. 18, 2021 |
| Rushing, 4 Touchdowns or More | 4, by Rashaad Penny vs. Army West Point, L - 35-42, Dec. 23, 2017 |
| Rushing, 3 Touchdowns or More | 3, by Juwan Washington vs. Sacramento State, W - 28-14, Sept. 8, 2018 |
| Rushing, 2 Touchdowns or More | 2, by Jordan Brookshire vs. New Mexico*, W - 31-7, Oct. 9, 2021 |
| Had a run of 90 yards or More | 95, by Rashaad Penny at Arizona State, W - 30-20, Sept. 9, 2017 |
| Had a run of 80 yards or More | 81, by Rashaad Penny vs. Army West Point, L - 35-42, Dec. 23, 2017 |
| Had a run of 70 yards or More | 73, by Jordan Byrd at Utah State*, W - 38-7, Oct. 31, 2020 |
| Had a run of 60 yards or More | 61, by Chance Bell vs. Towson, W - 48-21, Sept. 25, 2021 |
| Had a run of 50 yards or More | 61, by Chance Bell vs. Towson, W - 48-21, Sept. 25, 2021 |

| | |
|--------------------------------------|--|
| Passing, 500 Yards or More | 528, by Ryan Lindley vs. No. 25 Utah*, L - 34-38, Nov. 20, 2010 |
| Passing, 400 Yards or More | 413, by Ryan Lindley vs. Louisiana-Lafayette, L - 30-32, Dec. 17, 2011 |
| Passing, 300 Yards or More | 323, by Ryan Agnew vs. Fresno State*, W - 17-7, Nov. 15, 2019 |
| Attempted 50 or More Passes | 63, by Adam Dingwell vs. Eastern Illinois, L - 19-40, Aug. 31, 2013 |
| Attempted 40 or More Passes | 47, by Ryan Agnew vs. Fresno State*, W - 17-7, Nov. 15, 2019 |
| Attempted 30 or More Passes | 31, by Lucas Johnson vs. Fresno State*, L - 20-30, Oct. 30, 2021 |
| Completed 40 or More Passes | 40, by Todd Santos vs. Stanford, L - 40-44, Oct. 17, 1987 |
| Completed 35 or More Passes | 36, by Ryan Lindley vs. No. 25 Utah*, L - 34-38, Nov. 20, 2010 |
| Completed 30 or More Passes | 33, by Ryan Agnew vs. Fresno State*, W - 17-7, Nov. 15, 2019 |
| Threw Six Touchdown Passes | 6, by Ryan Lindley at Colorado State*, W - 42-28, Oct. 24, 2009 |
| Threw Five Touchdown Passes | 6, by Ryan Lindley at Colorado State*, W - 42-28, Oct. 24, 2009 |
| Threw Four Touchdown Passes | 4, by Ryan Lindley vs. Cal Poly, W - 49-21, Sept. 3, 2011 |
| Threw Three Touchdown Passes | 3, by Ryan Agnew vs. Central Michigan, W - 48-11, Dec. 21, 2019 |
| Completed a Pass of 80 Yards or More | 89, by Christian Chapman to Fred Trevillion vs. Boise State*, L - 14-31, Oct. 14, 2017 |
| Completed a Pass of 70 Yards or More | 73, by Jordan Brookshire to Daniel Bellinger at Arizona, W - 38-14, Sept. 11, 2021 |
| Completed a Pass of 60 Yards or More | 73, by Jordan Brookshire to Daniel Bellinger at Arizona, W - 38-14, Sept. 11, 2021 |
| Completed a Pass of 50 Yards or More | 73, by Jordan Brookshire to Daniel Bellinger at Arizona, W - 38-14, Sept. 11, 2021 |

LAST TIME IT HAPPENED, cont.

INDIVIDUAL

RECEIVING

| | |
|---------------------------------|---|
| Caught 15 or More Passes | 15, by DeMarco Sampson at Colorado State*, W - 42-28, Oct. 24, 2009 |
| Caught 10 or More Passes | 10, by Ezell Ruffin vs. No. 15 Fresno State*, L - 28-35 (ot), Oct. 26, 2013 |
| Had 200 or More Yards Receiving | 257, by DeMarco Sampson at Colorado State*, W - 42-28, Oct. 24, 2009 |
| Had 150 or More Yards Receiving | 189, by Fred Trevillion at Fresno State*, L - 14-23, Nov. 17, 2018 |
| Had 100 or More Yards Receiving | 113, by Daniel Bellinger at Arizona, W - 38-14, Sept. 11, 2021 |
| Had two 100-yard Receivers | 125, by Gavin Escobar and 102, by Colin Lockett vs. Fresno State, W - 35-28, Dec. 3, 2011 |
| Caught Three or More TDs | 3, by Colin Lockett vs. Louisiana-Lafayette, L - 30-32, Dec. 17, 2011 |
| Caught Two or More TDs | 2, by Jesse Matthews at San José State*, W - 19-13 (2ot), Oct. 15, 2021 |

TOTAL OFFENSE

| | |
|--|---|
| Had 500 or More Yards Total Offense | 518, by Ryan Lindley vs. No. 25 Utah, L - 34-38, Nov. 20, 2010 |
| Had 400 or More Yards Total Offense | 419, by Ryan Lindley vs. Louisiana-Lafayette, L - 30-32, Dec. 17, 2011 |
| Had 100 Yards Both Passing and Rushing | 229 (passing), 101 (rushing), by Kevin O'Connell at Brigham Young*, L - 16-49, Nov. 6, 2004 |

SCORING

| | |
|---------------------------------|---|
| Accounted for Five or More TDs | 5, by Ryan Katz vs. Hawai'i*, W - 52-14, Oct. 6, 2012 |
| Accounted for Four or More TDs | 4, by Rashaad Penny vs. Army West Point, L - 35-42, Dec. 23, 2017 |
| Accounted for Three or More TDs | 3, by Jordon Brookshire at Arizona, W - 38-14, Sept. 11, 2021 |

RETURNS

| | |
|---|--|
| Returned a Fumble for a Touchdown | 20, by Darren Hall vs. Central Michigan, W - 48-11, Dec. 21, 2019 |
| Returned an Interception for a Touchdown | 25, by Andrew Aleki vs. New Mexico State, W - 28-10, Sept. 4, 2021 |
| Returned a Kickoff for a Touchdown | 100, by Jordan Byrd vs. Utah, W - 33-31 (3ot), Sept. 18, 2021 |
| Returned a Punt for a Touchdown | 90, by BJ Busbee vs. Colorado State*, W - 29-17, Dec. 5, 2020 |
| Returned a Two-Point Conversion | by David Lamar at New Mexico State, W - 26-16, Sept. 28, 2013 |
| Returned a Blocked Punt for a Touchdown | by Trenton Thompson vs. Towson, W - 48-21, Sept. 25, 2021 |
| Returned a Blocked Field Goal for a Touchdown | Has not happened since start of 2003 season |

DEFENSE

| | |
|--|--|
| Intercepted Three or More Passes | 3, by Luq Barcoo at Colorado State*, W - 24-10, Oct. 5, 2019 |
| Intercepted Two or More Passes | 2, by Luq Barcoo vs. Fresno State*, W - 17-7, Nov. 15, 2019 |
| Recovered Three or More Fumbles | Never |
| Recovered Two or More Fumbles | 2, by Kirk Morrison at New Mexico*, L - 8-15, Nov. 9, 2002 |
| Recorded 15 or More Tackles | 15, by Kyhava Tezino vs. Air Force*, W - 21-17, Oct. 12, 2018 |
| Recorded 10 or More Tackles | 12, by Patrick McMorris at San José State*, W - 19-13 (2ot), Oct. 15, 2021 |
| Recorded Three or More Quarterback Sacks | 3.0, by Jay Henderson vs. Northern Illinois, W - 34-28, Sept. 30, 2017 |
| Recorded Two Quarterback Sacks | 2.0, by Garret Fountain vs. Utah, W - 33-31 (3ot), Sept. 18, 2021 |
| Recorded Four Tackles for Loss | 4.0, by Jay Henderson vs. Northern Illinois, W - 34-28, Sept. 30, 2017 |
| Recorded Three Tackles for Loss | 3.0, by Michael Shawcroft at San José State*, W - 19-13 (2ot), Oct. 15, 2021 |

SPECIAL TEAMS

| | |
|--|---|
| Scored 15 or More Points Kicking | 18, by Matt Araiza vs. Central Michigan, W - 48-11, Dec. 21, 2019 |
| Scored 10 or More Points Kicking | 12, by Matt Araiza vs. Towson, W - 48-21, Sept. 25, 2021 |
| Kicked Five or More Field Goals | Never |
| Kicked Four or More Field Goals | 4, by John Baron at Utah State*, W - 40-13, Oct. 26, 2016 |
| Kicked Three or More Field Goals | 3, by Matt Araiza vs. Colorado State, W - 29-17, Dec. 5, 2020 |
| Kicked Two Field Goals of 50 or More Yards | 51 and 50, by Chris O'Brien vs. New Mexico, W - 37-31, Nov. 17, 1984 |
| Kicked a 50-yard Field Goal | 51, by Matt Araiza at Air Force*, W - 20-14, Oct. 23, 2021 |
| Kicked a Punt 70 or More Yards | 79, by Matt Araiza at Hawai'i*, W - 17-10, Nov. 6, 2021 |
| Kicked a Punt 60 or More Yards | 79, by Matt Araiza at Hawai'i*, W - 17-10, Nov. 6, 2021 |
| Punted Nine or More Times | 9, by Matt Araiza vs. Utah, W - 33-31 (3ot), Sept. 18, 2021 |
| Totaled 100 or More Kick Return Yards | 126, by Jordan Byrd vs. Utah, W - 33-31 (3ot), Sept. 18, 2021 |
| Totaled 100 or More Punt Return Yards | 106, by Lloyd Mills vs. South Alabama, L - 27-34 (ot), Sept. 19, 2015 |
| Blocked a Punt | by Tyrell Shavers vs. Towson, W - 48-21, Sept. 25, 2021 |
| Blocked a Field Goal | by Kyle Kelley at Penn State, L - 21-37, Sept. 26, 2015 |
| Blocked a PAT | by Noble Hall at Fresno State*, L - 14-23, Nov. 17, 2018 |