

AZTEC FOOTBALL

GAME INFORMATION

New Mexico (0-7; 0-3 MWC) at San Diego State (3-4; 1-2 MWC)

- **Date:** Sat., Oct. 31, 2009
- **Kickoff:** 4:34 p.m. PT
- **Location:** San Diego, Calif.
- **Site:** Qualcomm Stadium (54,000)
- **TV:** CBS College Sports HD
- **Radio:** AM 600 KOGO
- **Series:** SDSU leads, 20-15
- **Television:** CBS College Sports HD (San Diego Cox Cable channel 321, San Diego Time Warner 415, DirecTV channel 613, Dish Network channel 152). Tom Hart (talent), Aaron Taylor (talent), Akbar Gbaja-Biamila (talent), Scott Brandwein (producer).
- **Radio:** AM 600 KOGO (San Diego) and GoAztecs.com. Ted Leitner (play-by-play), Chris Ello (analysis) and Mike Costa (sidelines). Pregame show begins 60 minutes prior to kickoff.
- **Internet:** GoAztecs.com features complete game day coverage, including real-time stats, live audio and postgame interviews. In addition, GoAztecs.com will have exclusive coverage during the week (see page 2 for details).
- **Promotions:** Retro Night. Retro night discounted ticket prices starting at just \$6. Other special price items include \$1 hot dogs and \$6 Aztec Meal Deals.

QUICK FACTS & STORY LINES

Aztecs Open Three-Game Homestand on the Scariest Night of the Year; Face New Mexico on Saturday

San Diego State opens a three-game homestand, its first in 17 seasons (Nov. 14-28, 1992), with a game against New Mexico.

Kickoff is set for 4:34 p.m. PT and the contest will be televised nationally in high definition by CBS College Sports. The game can also be heard in Southern California on AM 600 KOGO.

The Aztecs are coming off their biggest road rally to win a game in a nine seasons, overcoming a 14-point second-half deficit en route to defeating Colorado State, 42-28.

Sophomore quarterback Ryan Lindley and senior wide receiver DeMarco Sampson shared Mountain West Conference co-offensive players of the week, after producing career numbers. Lindley was 29-of-43 for a career-high 459 yards (12th-best in SDSU history), six touchdowns (fourth-best in school history) and no interceptions. Sampson, whose previous game highs were five receptions and 77 yards receiving, caught 15 passes (seventh-best in SDSU history) for 257 yards (ninth-best in school history) and three touchdowns (fifth-best in school history).

The victory snapped a 10-game road losing streak and allowed the Aztecs, under first-year head coach Brady Hoke, to surpass last season's win total one game into the second half of the 2009 campaign.

► **San Diego State** is looking to snap an eight-game series losing streak to New Mexico on Saturday and defeat the Lobos at home for the first time since 1995 to snap a six-game home losing streak to New Mexico. With a victory, SDSU can also win consecutive overall games for the first time since 2007 (have not won two straight contests in the last 23 games) and climb to .500 this late in the season for the first time since ending the 2003 campaign with a 6-6 record. The Aztecs, who lost to the Lobos, 70-7, last season in Albuquerque, have been outscored in the last eight games in the series, 262-101. *[See UNM Series, Page 5]*

► The **Aztec offense** has been clicking on all cylinders in the two games since the bye week. In the last two outings (against 18th-ranked Brigham Young and at Colorado State), SDSU has scored 70 points and compiled 873 yards of total offense. **Lindley** is 50-for-76 for 757 yards, with nine touchdowns and one interception (an efficiency rating of 185.9). During the same span, **Sampson** has 20 catches for 334 yards and five touchdowns. *[See Offense Starting to Click, Page 9]*

► The **Aztec defense** continues to show remarkable improvement six games into the Brady Hoke/Rocky Long regime. Of the 14 defensive statistical categories the NCAA keeps, the Aztecs have shown improvement in 12 categories. SDSU ranks 50th in total defense this season after placing 113th last season. *[See Defense Makes Big Strides, Pages 8]*

► Both the **offense and defense improved** as the game went on Saturday, with the offense scoring touchdowns on five consecutive drives during the second half (streak snapped when SDSU took a knee to run out the clock). After allowing touchdowns on two of the first three drives of the day, the defense gave up only two more scores and forced two turnovers on the Rams' last six possessions. *[See Colorado State Recap/Notes, Page 4]*

► Defensive coordinator **Rocky Long**, the winningest coach in MWC history, and linebackers coach **Tony White** both spent time with the Lobo football program. Long led New Mexico to bowl eligibility in seven of his final eight seasons in Albuquerque, compiling 65 wins in the 11 seasons from 1998-2008. Meanwhile, White served as Long's linebacker coach. *[See UNM Connections, Page 9]*



SAN DIEGO STATE AZTECS

3-4; 1-2 Mountain West

BRADY HOKE, head coach
at San Diego State: 3-4/1st year
Career: 37-42/7th year
vs. New Mexico: 1st meeting
vs. Locksley: 1st meeting

Offense	Avg.	NR	CR
Scoring	26.71	65	5
Rushing Yds.	68.86	119	9
Passing Yds.	282.14	17	2
Total Yds.	351.00	79	5

Defense	Avg.	NR	CR
Scoring	27.86	87	6
Rushing Yds.	150.43	77	7
Passing Yds.	194.29	33	4
Total Yds.	344.71	50	4

2009 SCHEDULE

9.5	at UCLA	L, 14-33
9.12	Southern Utah	W, 35-19
9.19	at Idaho	L, 20-34
9.26	at Air Force*	L, 14-26
10.3	New Mexico State	W, 34-17
10.17	18/19 BYU*	L, 28-38
10.24	at Colorado State*	W, 42-28
10.31	New Mexico*	4:30 PT
11.7	TCU*	1:00 PT
11.14	Wyoming*	7:00 PT
11.21	at Utah*	2:00 MT
11.28	at UNLV*	6:00 PT



NEW MEXICO LOBOS

0-7; 0-3 Mountain West

MIKE LOCKSLEY, head coach
at New Mexico: 0-7/1st year
Career: 0-7/1st year
vs. San Diego State: 1st meeting
vs. Brady Hoke: 1st meeting

Offense	Avg.	NR	CR
Scoring	14.86	118	9
Rushing Yds.	92.00	109	8
Passing Yds.	203.00	75	7
Total Yds.	295.00	110	9

Defense	Avg.	NR	CR
Scoring	37.29	116	9
Rushing Yds.	177.00	94	8
Passing Yds.	252.29	105	8
Total Yds.	429.29	109	8

2009 SCHEDULE

9.5	at Texas A&M	L, 6-41
9.12	Tulsa	L, 10-44
9.19	Air Force*	L, 13-37
9.26	New Mexico State	L, 17-20
10.3	at Texas Tech	L, 28-48
10.10	at Wyoming*	L, 13-37
10.24	UNLV*	L, 17-34
10.31	at San Diego State*	4:30 PT
11.7	at Utah*	4:00 MT
11.14	Brigham Young*	Noon MT
11.21	Colorado State*	4:00 MT
11.28	at TCU*	11:00 MT

Inside ◀◀

	Page
Storylines and Tidbits	1
Media Opportunities	2
The Series	5
General Notes	8
Depth Chart	15
Situational Record	16
The Last Time	17
Game Recaps	20
Statistics	35

■ Next Week:

The Aztecs will continue their three-game homestand against TCU, which is currently ranked sixth in the nation in the USA Today Coaches' poll.

MEDIA OPPORTUNITIES**SAN DIEGO STATE FOOTBALL WEEKLY MEDIA SCHEDULE (as of Mon., Oct. 26)**

All practices are closed to the public and media (unless otherwise noted). Members of the media planning to attend practice will need to call the media relations office to be placed on a list to gain access to the practice fields. Interview requests should be submitted to the San Diego State media relations office no later than 10 a.m. on the day of the potential interview.

Red indicates a show that Brady Hoke and/or SDSU football players appear on. Green indicates media opportunity for television network broadcasting Saturday game. * - indicates event is simulcast live on GoAztecs.com. ^-indicates quotes from event will be available on GoAztecs.com.

SUNDAY:

- ▶ 7 p.m. PT – Brady Hoke informal meeting with the media to review Saturday's game at a location TBD (RSVP with the SDSU media relations office by Sunday morning at 10 a.m. PT).
- ▶ San Diego State highlights and postgame sound available on Dragonfly System. Contact the SDSU media relations office for details.
- ▶ Media outlets outside the San Diego market wishing to speak with Hoke should make their interview request no later than 2 p.m. PT Sunday, as Hoke will not be available, except briefly in person (as designated below), after Monday.

MONDAY:

- ▶ NO PRACTICE. All SDSU Student-Athlete features should take place on this day. Outside of this window, student-athletes will only be available at Tuesday's news conference or briefly after Tuesday's practice.

TUESDAY: FINAL DAY OF STUDENT-ATHLETE AVAILABILITY FOR THE WEEK

- ▶ 7:25 a.m. PT – Brady Hoke weekly appearance on XX Sports 1090.
- ▶ 9:12 a.m. – 9:22 a.m. PT – Brady Hoke on MWC Conference Call. Contact the SDSU media relations office for details. This is the best opportunity for out of town media to get interviews with Brady Hoke.
- ▶ *^Noon PT – Brady Hoke Weekly News Conference (Aztec Athletics Center, 2nd floor recruiting lounge). Tuesday's news conference will preview the upcoming game.
- ▶ *^12:45 p.m. PT – SDSU Student-Athlete News Conference (Aztec Athletics Center, 2nd floor recruiting lounge).
- ▶ 3:45 p.m. PT – 4:15 p.m. PT – Media who cover SDSU athletics on a regular basis are allowed to attend and shoot the first 30 minutes of practice.
- ▶ TBD – Post-Practice Interviews (Aztec Athletics Center, 2nd floor recruiting lounge). Student-athletes available for a brief period of time after practice. Players who participated in the news conference are not available post-practice.
- ▶ San Diego State news conference available on Dragonfly System. Contact the SDSU media relations office for details.

WEDNESDAY:

- ▶ TBD – Post-Practice Interviews (Aztec Athletics Center, 2nd floor recruiting lounge). Brady Hoke and assistant coaches available upon request after practice. There is very limited availability for Coach Hoke due to his radio show.
- ▶ 4 p.m. and 10 p.m. PT – Aztecs Now airs on Channel 4 San Diego.
- ▶ 5 p.m. and 10:30 p.m. PT – Aztecs Now airs on The Mtn.
- ▶ *7 p.m. – 8 p.m. PT – The Brady Hoke Show on AM 600 KOGO live from the Claim Jumper in La Mesa.

THURSDAY: FINAL DAY OF BRADY HOKE AVAILABILITY

- ▶ Noon PT – TV Crew Producing Saturday Game conference call, ROAD GAMES ONLY. Available only if requested in advance and must be setup by television.
- ▶ TBD – Post-Practice Interviews (Aztec Athletics Center, 2nd floor recruiting lounge). Brady Hoke and assistant coaches available upon request after practice.
- ▶ 9 p.m. PT – Aztecs Now airs on Channel 4 San Diego.

FRIDAY: NO MEDIA AVAILABILITY

- ▶ Noon PT – TV Crew Producing Saturday Game, HOME GAMES ONLY. Available only if requested in advance and will be conducted in person, on campus.
- ▶ Following Postgame – Aztecs Now airs on Channel 4 San Diego.

SATURDAY:

- ▶ SDSU locker room is closed. ^Postgame availability only through the SDSU media relations office.

**SAN DIEGO STATE
MEDIA
RELATIONS**

Office: 619-594-5547
 Fax: 619-582-6541
 Overnight Address:
 Aztec Athletics Center, Suite 3014
 5302 55th Street
 San Diego, CA 91982-4309

Mike May* Asst. AD/MRD
 E-mail: mmay@mail.sdsu.edu
 Cell: 619-957-8372

Peggy Curtin* Assistant MRD
 E-mail: mcurtin@mail.sdsu.edu
 Cell: 619-540-6146

Dave Kuhn Assistant MRD
 E-mail: dkuhn@mail.sdsu.edu

Jamie McConeghy Assistant MRD
 E-mail: jmcconeg@mail.sdsu.edu

Darin Wong Assistant MRD
 E-mail: dwong@mail.sdsu.edu

Andrea Rogers Adm. Assistant
 E-mail: arogers@mail.sdsu.edu

* - primary football contacts

**SAN DIEGO STATE
WEEKLY
LUNCHEON**

Each Tuesday during the football season, SDSU holds a media luncheon in the football recruiting lounge in the Aztecs Athletic Center. The luncheon begins at 11:30 a.m. with food being served, followed by Coach Hoke addressing the media at noon. Select players follow. The news conference is carried live on the official athletic department website, GoAztecs.com.

**BRADY HOKE
RADIO SHOW**

The San Diego State athletic department and Claim Jumper have partnered up to host the "Aztec Coaches Show" with first-year head coach Brady Hoke. The show, which will air Wednesdays from 7-8 p.m. on the home of Aztec athletics, AM 600 KOGO, will be held at the Claim Jumper restaurant in La Mesa's Grossmont Center. Chris Eilo, one of the voices of the Aztecs and former letterwinner with the SDSU baseball team, will host the show, which can also be heard on www.GoAztecs.com.

**MOUNTAIN WEST MEDIA
TELE-
CONFERENCE**

Weekly teleconferences featuring San Diego State coach Brady Hoke and the other eight Mountain West Conference head coaches are scheduled every Tuesday, beginning September 1 through November 24.

This service is for accredited members of the media only. For more information contact the SDSU or MWC media relations office.

WEEKLY SCHEDULE

9:00 a.m. Moderator opens call
 9:02 a.m. Kyle Whitingham, Utah
 9:12 a.m. **Brady Hoke, SDSU**
 9:22 a.m. Troy Calhoun, Air Force
 9:32 a.m. Mike Sanford, UNLV
 9:42 a.m. Gary Patterson, TCU
 9:52 a.m. Bronco Mendenhall, BYU
 10:02 a.m. Steve Fairchild, CSU
 10:12 a.m. Mike Locksley, UNM
 10:22 a.m. Dave Christensen, UW

**AZTECS NOW**

Aztecs Now, a weekly television show featuring San Diego State athletics, is set to premiere on Wednesday, Sept. 2. The 30-minute show, shot in high definition, will debut exclusively on Channel 4 San Diego at 4:30 p.m. and then re-air at 10 p.m. PT.

Hosted by SDSU football and men's basketball play-by-play announcer Ted Leitner, the show will highlight head coach Brady Hoke, a football student-athlete and a San Diego State Olympic sport. In each episode, Hoke and a selected football player will review the previous week and look forward to the game ahead. The Olympic sport feature, meanwhile, will give fans an in-depth look at one of SDSU's other 17 sports on campus.

See the left side of this page for show air times.

2009 SCHEDULE



at UCLA (3-4; 0-4)
L, 14-33 | Sept. 5
 Los Angeles, Calif.
 FS West

San Diego State jumps out to a 14-3 first quarter lead before falling to UCLA, 33-14, at the Rose Bowl... The game was closer than the score may indicate, as the Aztecs intercepted a Bruin pass late in the third quarter and had the ball in the red zone trailing, 26-14... SDSU settled for a field goal attempt that was blocked and returned for a UCLA touchdown.



Southern Utah (3-4; 1-1)
W, 35-19 | Sept. 12
 Qualcomm Stadium
 none

Brady Hoke became the first Aztec head coach to win his home opener since Ted Tollner as the Aztecs defeated the Thunderbirds, 35-19... SDSU never trailed, getting a balanced offensive attack (149 yards rushing and 287 yards passing)... The Aztec defense had three interceptions and four sacks in the game as SDSU got its earliest win in a season since 2004.



at Idaho (6-2; 3-1)
L, 20-34 | Sept. 19
 Moscow, Idaho
 4SD/SWX

Two Aztec turnovers lead to 10 Idaho points as the Vandals defeat the Aztecs, 34-20, at the Kibbie Dome... Idaho scored the first 14 points of the game, the first touchdown coming on a 74-yard interception return... The Aztecs battle back, and pulled within seven points twice in the fourth quarter... Vincent Brown recorded his fourth straight 100-yard receiving game.



at Air Force (4-4; 3-2)
L, 14-26 | Sept. 26
 USAFA, Colo.
 The Mtn./4SD

San Diego State outgains Air Force (323-294) but can't overcome six turnovers, two of which were returned for touchdowns... Senior linebacker Jerry Milling records a career-high 12 tackles and SDSU holds the nation's leading rushing team to 100 yards below their average... Vincent Brown catches 10 passes for 123 yards and two touchdowns.



New Mexico St. (3-5; 1-3)
W, 34-17 | Oct. 3
 Qualcomm Stadium
 none

SDSU improves to 7-1-1 lifetime against New Mexico State with a 34-17 victory... The game was tied at 17 in the fourth quarter before the Aztecs ended it with 17 consecutive points... Walter Kazee became the first Aztec true freshman to rush for more than 100 yards since current New Orleans Saint RB Lynell Hamilton and SDSU held the Aggies to 234 yards of total offense.



No. 18/19 BYU (6-2; 3-1)
L, 28-38 | Oct. 17
 Qualcomm Stadium
 The Mtn.

San Diego State pushed 18th-ranked Brigham Young late in to the fourth quarter before suffering a 38-28 loss at Qualcomm Stadium... The Aztecs posted a season-high 322 passing yards, with Ryan Lindley going 21-for-33 for 298 yards and three TDs and Vincent Brown catching eight passes for 147 yards... Senior linebacker Jerry Milling had a career-high 13 stops.



at Colorado St. (3-5; 0-4)
W, 42-28 | Oct. 24
 Fort Collins, Colo.
 The Mtn./4SD

San Diego State rallied from a 21-7 halftime deficit to post its largest road come-from-behind win in nine seasons... The Aztecs outscored the Rams, 35-7, after halftime to claim its third straight victory in Fort Collins... Ryan Lindley and DeMarco Sampson shared MWC conference player of the week honors, with Lindley going 29-of-43, for 459 yards and six touchdowns, and Sampson catching 15 passes for 257 yards and three scores.



New Mexico (0-7; 0-3)
 Qualcomm Stadium
 Oct. 31 | 4:30 p.m. PT
 CBS College Sports HD

San Diego State owns a 20-15 lead in the series but has dropped eight straight games to the Lobos... All eight of those losses came at the hands of former UNM coach and current SDSU defensive coordinator Rocky Long... The eight-game winning streak in the series is the longest for UNM, but trails the series best of 13 straight wins set by the Aztecs from 1984-96.



TCU (7-0; 3-0)
 Qualcomm Stadium
 Nov. 7 | 1 p.m. PT
 VERSUS HD

TCU leads the series, 4-0, as the teams will meet for the fifth consecutive season. The Frogs and Aztecs did not meet prior to TCU joining the Mountain West Conference in 2005... The Aztecs have played TCU twice in Fort Worth and twice in San Diego. The aggregate score in San Diego: TCU 68, SDSU 53... In Fort Worth: TCU 93, TCU 7.



Wyoming (4-3; 2-1)
 Qualcomm Stadium
 Nov. 14 | 7 p.m. PT
 The Mtn. HD

Wyoming leads the series, 16-14... The teams have exchanged victories in the last six meetings (Wyoming won last season, 35-10)... The Aztecs won the first five games played between the teams after the formation of the Mountain West Conference... That is the longest winning streak for either team in series history... The Aztecs have won the last six games played at the Q.



at Utah (6-1; 3-0)
 Salt Lake City, Utah
 Nov. 21 | 1 p.m. PT
 VERSUS HD

Utah leads the series, 15-12-1... The Utes own a slim 7-6 advantage in Salt Lake City... Utah has won three straight and five of the last six encounters between the teams... The two teams have never played a non-conference game, meeting 18 times as members of the Western Athletic Conference and 10 times in the Mountain West Conference.



at UNLV (3-5; 1-3)
 Las Vegas, Nevada
 Nov. 28 | 6 p.m. PT
 The Mtn. HD/4SD HD

San Diego State leads the all time series, 11-7... The Aztecs have won the last three games by a total of 43 points... It matches the longest win streak in the series for either team... San Diego State is 4-4 lifetime at UNLV, winning on its two most recent visits and on three of its last four visits to Sin City.



ASSOCIATED PRESS POLL

1 Florida (30)	7-0 1463
2 Alabama (23)	8-0 1448
3 Texas (7)	7-0 1407
4 USC	6-1 1217
5 Cincinnati	7-0 1211
6 Boise State	7-0 1177
7 Iowa	8-0 1148
8 TCU	7-0 1132
9 LSU	6-1 1040
10 Oregon	6-1 933
11 Georgia Tech	7-1 923
12 Penn State	7-1 843
13 Oklahoma State	6-1 768
14 Virginia Tech	5-2 734
15 Houston	6-1 601
16 Pittsburgh	7-1 551
17 Ohio State	6-2 508
18 Miami (FL)	5-2 501
19 Utah	6-1 400
20 West Virginia	6-1 323
21 South Carolina	6-2 270
22 Oklahoma	4-3 210
23 Arizona	5-2 164
24 Mississippi	5-2 142
25 Notre Dame	5-2 135

Others receiving votes: **Brigham Young 80**, Central Michigan 76, California 24, Texas Tech 18, Wisconsin 16, Navy 13, Kansas 12, Clemson 11, Rutgers 1.



USA TODAY COACHES' POLL

1 Florida (46)	7-0 1459
2 Alabama (9)	8-0 1399
3 Texas (4)	7-0 1390
4 USC	6-1 1244
5 Boise State	7-0 1152
6 TCU	7-0 1131
7 Cincinnati	7-0 1126
8 Iowa	8-0 1086
9 LSU	6-1 1037
10 Penn State	7-1 935
11 Georgia Tech	7-1 865
12 Oregon	6-1 839
13 Oklahoma State	6-1 825
14 Virginia Tech	5-2 691
15 Ohio State	6-2 569
16 Houston	6-1 544
17 Pittsburgh	7-1 542
18 Miami (FL)	5-2 433
19 Utah	6-1 403
20 West Virginia	6-1 365
21 South Carolina	6-2 279
22 Mississippi	5-2 223
23 Oklahoma	4-3 168
24 Arizona	5-2 149
25 Notre Dame	5-2 82

Others receiving votes: Central Michigan 61, **Brigham Young 59**, Wisconsin 49, California 32, Texas Tech 14, Kansas 11, Georgia 5, Navy 4, Auburn 2, Clemson 2.



BCS COMPUTER POLLS

Jeff Sagarin	81
Anderson & Hester	90
Richard Billingsley	105
Colley Matrix	91
Kenneth Massey	86
Dr. Peter Wolfe	78

SAGARIN SDSU WEEKLY RANKINGS

Preseason	110
Sept. 7	108
Sept. 14	92
Sept. 21	113
Sept. 28	116
Oct. 5	121
Oct. 12	107
Oct. 19	101
Oct. 26	81
Nov. 2	
Nov. 9	
Nov. 16	
Nov. 23	
Nov. 30	
Final	

LAST TIME OUT

SAN DIEGO STATE-COLORADO STATE RECAP

FT. COLLINS, Colo. – San Diego State put up 35 points in the second half, scoring touchdowns on five consecutive drives to erase a 14-point deficit and win its first road game since 2007, by defeating host Colorado State 42-28 at Hughes Stadium.

The Aztecs put on an offensive show, as quarterback Ryan Lindley completed 29 of his 43 pass attempts for 459 yards and a conference-record six touchdowns. Senior wideout DeMarco Sampson caught three of those six TDs, ending with 15 receptions for 257 yards, as he more than made up for the loss of leading receiver Vincent Brown, who left the game in the first half due to injury.

With a strong gust of wind in its face, the SDSU offense did not provide any glimpse into what was to come in the first quarter, as it stalled on its first two possessions and accounted for minus-10 yards.

Colorado State was the exact opposite, relying on the run game and a nifty one-handed, 40-yard TD catch to take a quick 14-0 lead just over 11 minutes into the contest.

The Aztecs finally got into an offensive rhythm on its third possession, driving 79 yards on 14 plays, capped by a seven-yard TD strike from Lindley to Sampson.

SDSU was in position to cut the deficit down to only four, but Lane Yoshida's 32-yard field goal missed wide left and Colorado State answered with an 80-yard touchdown drive to take a 21-7 advantage into the locker room.

While the Rams may have held the momentum going into the break, the Aztecs quickly made moves to shift it in their direction. Just over six minutes into the third quarter, SDSU had already tied the score at 21-21 on a pair of 33-yard touchdown passes with the latter one set up by a 29-yard interception return by Nick Sandford.

Colorado State would not allow SDSU to earn its first lead of the afternoon, however, as the Rams notched a touchdown of their own at the 6:52 mark to once again jump ahead, 28-21.

The CSU defense was unable to stop the Aztec pass attack as Lindley found freshman Preston King for a three-yard TD catch. The ensuing extra-point was blocked though, and the visitors still trailed by one at 28-27 heading into the fourth quarter.

After the Rams were forced to punt, Lindley took SDSU down the field for what would turn out to be the game-winning drive as Sampson logged his third touchdown reception, this one for 38 yards, and the 35-38 lead. Lindley later hooked up with tight end Alston Umuolo for a 60-yard TD reception to clinch the game and the 42-28 victory.

San Diego State posted a season-high 531 yards of total offense and did not commit a turnover for the first time in 2009. After giving up 229 yards and 21 points in the first half, the Aztec defense held the Rams to only 127 yards and seven points after the break.

TEAM/SERIES NOTES

- ▶ SDSU improves to 16-13 all-time against Colorado State and has won in each of its last three trips to Hughes Stadium. The Aztecs have claimed four of the last five meetings with the Rams.
- ▶ SDSU rallied from at least a 14-point deficit to win for the first time since being down by 21 against Wyoming on Nov. 3, 2007 (SDSU won 27-24) ... SDSU also won for the first time when trailing in the fourth quarter since that 2007 Wyoming contest.
- ▶ The last time SDSU rallied from at least 14 points down on the road to take a lead in a game was Dec. 7, 2002, when the Aztecs trailed by 19 at Hawai'i on Dec. 7, 2002, but ended up losing 41-40 ... The last time SDSU trailed by at least 14 points and came back to win on the road was Nov. 4, 2000, when the Aztecs won, 17-16, at New Mexico after being down by 16 points.
- ▶ SDSU's 20 third-quarter points are its most in any quarter this season and its 42 total points are its most in a game in 2009. The 35 points in the second half are the team's most in any half of a game since 2007 vs. Portland State.
- ▶ SDSU finished +2 in the turnover margin department. The Aztecs did not have a turnover in a game for the first time this season and the first time overall since the UNLV game in 2008. SDSU has no turnovers in each of its last two conference victories.

STREAK BUSTER

- ▶ With today's victory over Colorado State, San Diego State snapped the following streaks:
 - 10 - Consecutive road losses (dating back to a 38-30 victory at UNLV on Nov. 10, 2007)
 - 7 - Consecutive losses in games played in the Mountain time zone (dating back to a 24-20 win at Colorado State on Oct. 6, 2007)
 - 2 - Consecutive losses in Mountain West Conference games (dating back to a 42-21 victory over UNLV on Nov. 22, 2008)

WIN NO. 3

- Although Brady Hoke will tell you he isn't satisfied with a 3-4 record, it is worth looking at the significance of the Aztecs flirting with a .500 record late in October. The significance of the 3-4 record:
- ▶ With three wins already, San Diego State has matched or bettered its win total in the entirety in four of the last nine seasons.



SDSU at COLORADO STATE

Oct. 24, 2009 | Hughes Stadium | Fort Collins, Colo.
Attendance: 20,631 | **Weather:** 64 degrees, winds 19 mph North; partly cloudy

	1	2	3	4	-	Total
San Diego State	0	7	20	15	-	42
Colorado State	14	7	7	0	-	28

Scoring Summary

- CSU** – Mosure 6-yd run (Deline kick) – 8 plays, 33 yards, 4:02 (6:24, 1st)
- CSU** – Liggett 40-yd pass from Stucker (Deline kick) – 4 plays, 56 yards, 2:00 (3:48, 1st)
- SD** – Sampson 5-yd pass from Lindley (Yoshida kick) – 14 plays, 79 yards, 6:31 (12:12, 2nd)
- CSU** – Morton 19-yd run (Deline kick) – 8 plays, 80 yards, 4:39 (1:25, 2nd)
- SD** – Sandifer 33-yd pass from Lindley (Yoshida kick) – 11 plays, 80 yards, 5:01 (9:59, 3rd)
- SD** – Sampson 33-yd pass from Lindley (Yoshida kick) – 1 plays, 33 yards, 0:07 (8:57, 3rd)
- CSU** – Pauga 23-yd pass from Mosure (Deline kick) – 6 plays, 71 yards, 4:39 (1:58, 3rd)
- SD** – King 3-yd pass from Lindley (Yoshida kick blocked) – 13 plays, 85 yards, 6:44 (0:00, 3rd)
- SD** – Sampson 38-yd pass from Lindley (Sandifer pass from Lindley) – 7 plays, 84 yards, 3:20 (8:29, 4th)
- SD** – Umuolo 60-yd pass from Lindley (Yoshida kick) – 7 plays, 84 yards, 4:15 (3:07, 4th)

Team Stats

	San Diego State	Colorado State
FIRST DOWNS	25	20
RUSHES-YARDS (NET)	32-72	28-151
PASSING YDS (NET)	459	205
Passes Att-Comp-Int	43-29-0	28-14-2
TOTAL OFFENSE PLAYS-YARDS	75-531	56-356
Fumble Returns-Yards	0-0	0-0
Punt Returns-Yards	1-9	0-0
Kickoff Returns-Yards	4-51	6-141
Interception Returns-Yards	2-29	0-0
Punts (Number-Avg)	3-35.0	4-44.2
Fumbles-Lost	2-0	1-0
Penalties-Yards	8-58	4-29
Possession Time	35:18	24:37
Third-Down Conversions	13 of 18	3 of 9
Fourth-Down Conversions	0 of 0	1 of 2
Red-Zone Scores-Chances	2-3	2-2
Sacks By: Number-Yards	2-14	1-12

**SAN DIEGO STATE
PLAYER STATS**

Rushing	Att.	Yds.	TD
Brandon Sullivan	22	65	0
Walter Kazee	5	11	0
Davon Brown	3	7	0
Vincent Brown	1	-2	0
Ryan Lindley	1	-9	0

Passing	A-C-I	Yds	TD
Ryan Lindley	43-29-0	459	6

Receiving	No.	Yds.	TD
DeMarco Sampson	15	257	3
Roberto Wallace	5	70	0
Dominque Sandifer	3	48	1
Brandon Sullivan	2	3	0
Alston Umuolo	1	60	1
Davon Brown	1	9	0
Walter Kazee	1	9	0
Preston King	1	3	1

Tackles	Solo	Ast.	TT
Jerry Milling	3	3	6
Kwincy Edwards	4	1	5
Jose Perez	3	2	5
Miles Burris	2	2	4

Turnovers	Int.	FF	FR
Nick Sandford	1	0	0
Vince Camarda	1	0	0
Luke Laolagi	0	1	0

**COLORADO STATE
PLAYER STATS**

Rushing	Att.	Yds.	TD
John Mosure	20	130	1
Dion Morton	2	18	1
T.J. Borcky	1	2	0
Grant Stucker	5	1	0

Passing	A-C-I	Yds	TD
Grant Stucker	27-13-2	182	1
John Mosure	1-1-0	23	1

Receiving	No.	Yds.	TD
Rashaun Greer	6	93	0
Zac Pauga	3	40	1
Tyson Liggett	1	40	1
T.J. Borcky	1	16	0
Eric Peitz	1	7	0
John Mosure	1	5	0
Dion Morton	1	4	0

Tackles	Solo	Ast.	TT
Nick Oppenheer	6	4	10
Chris Gipson	5	5	10
Ivory Herd	4	5	9
Mychal Sisson	6	2	8

Turnovers	Int.	FF	FR
Andy Clements	0	1	0

- ▶ Winning its third game in the seventh contest of the season, marks the earliest SDSU has claimed its third win since the 2005 squad was 3-4 after seven games. This matches the best record the Aztecs have had after seven games since the 1998 squad was 4-3.

SENSATIONAL SAMPSON

- ▶ SDSU wide receiver DeMarco Sampson has five touchdowns in his last two games, after recording only two scores in his first 28 career outings. Sampson's three receiving touchdowns are a career game-high and the most by an Aztec since Vincent Brown also had three vs. Idaho in 2008.
- ▶ Sampson tallied a career-best and team single-game season high in receptions and receiving yards this afternoon. His previous highs in that category were five catches vs. BYU and Southern Utah earlier this season and 77 receiving yards vs. BYU last week. Sampson has 20 catches and 334 receiving yards in the last two games.
- ▶ Sampson is the 75th player in SDSU history to record a 100-yard receiving game ... He is the second different Aztec to turn the trick in 2009, joining Vincent Brown ... Sampson's 257 yards are the ninth-most in SDSU single-game history ... He is the 15th player with a 200-yard receiving game ... Sampson's 257 yards are the most by an Aztec since J.R. Tolver had 283 yards at Hawai'i in 2002 ... His 257 receiving yards set an MWC record in a league contest and the total is second-best in the nation this season.
- ▶ Sampson's 15 catches tie for seventh in Aztec single-game history and the most by an SDSU player since J.R. Tolver had 16 at Utah in 2002. The 15 receptions are sixth nationally in '09.
- ▶ Six of the Chula Vista, Calif., product's catches came on third down, including four times when SDSU needed eight or more yards for a first down. Of Sampson's 15 receptions, 12 went for first downs and 11 were for more than 10 yards.

LINDLEY LIGHTS IT UP

- ▶ With his second quarter TD pass to Sampson, Aztec signalcaller Ryan Lindley has thrown for at least one touchdown in each of the last 13 outings, dating back to the New Mexico game in 2008 (he missed the game prior vs. AFA due to injury).
- ▶ Lindley posted a career-high in passing yards (prev. high 433 yards vs. Idaho in 2008), his fifth 300-yard effort and his second 400-yard game in 18 career contests (1st in 2009) ... Lindley has thrown for nine touchdowns in the last two outings (6 vs. CSU and 3 vs. BYU) ... His six passing TDs today are tied for fourth in SDSU single-game history and most since Dennis Shaw set a school record with nine TDs in 1969 ... The six passing TDs are an MWC record in a league outing
- ▶ Lindley's 459 yards passing are 12th in school history and most by an Aztec since Adam Hall threw for 506 yards vs. Idaho in 2002.

DEFENSIVE NOTES

- ▶ SDSU defensive back Nick Sandford recorded his second pick of the season (and career) in the third quarter.
- ▶ SDSU DB Vincent Camarda also had his second pick of his career in the fourth quarter and the team's ninth in 2009.

OTHER NOTES

- ▶ Aztec redshirt freshman tight end D.J. Shields made his first career start in his seventh career outing ... Shields' classmate, Erik Quinones, also made his first start at left guard in his second career game. SDSU has had eight true or redshirt freshmen start a game in 2009.
- ▶ Aztec linebacker Luke Laolagi forced his first fumble of 2009 in the first quarter and the fourth of his career.
- ▶ SDSU wideouts Dominique Sandifer and Preston King recorded their first career touchdown receptions in the third quarter. They are the seventh and eighth different Aztecs with a TD catch thus far this season.
- ▶ The Aztecs scored a touchdown for the 33rd straight game.
- ▶ SDSU punter Brian Stahovich kicked his 11th punt of 50 or more yards this season vs. CSU.
- ▶ Senior wideout Roberto Wallace finished with a career high in receiving yards, surpassing his previous high of 66 at Wyoming in 2008.

THIS WEEK'S OPPONENT

SDSU-New Mexico: The Series

- ▶ Saturday marks the 36th meeting between New Mexico and San Diego State, with the Aztecs owning a 20-15 series advantage. New Mexico has won the last eight meetings between the teams, with SDSU's last victory in the series coming on Nov. 4, 2000, a 17-16 decision in Albuquerque, N.M. The Lobos own a 262-101 (32.8-12.6) edge in points during that eight-game stretch.
- ▶ In San Diego, the Aztecs have a 10-8 series lead, including a 10-7 record at San Diego/Jack Murphy/Qualcomm Stadium. The Lobos have won the last six meetings in San Diego. The last time SDSU prevailed at home was when the teams were in the Western Athletic Conference and

THE SERIES

Series: SDSU leads 20-15
 Home: 10-8, Away: 10-7
 Qualcomm/Jack Murphy/SD: 10-7
 MWC Era: 1-9, WAC Era: 18-3
 Longest SDSU Win Streak: 13 (1984-96)
 Longest UNM Win Streak: 8 (2001-current)

Date	Location (Opp. NR)	Score
0.17.53	A-Zimmerman	L 12-41
S.25.24	H-Aztec Bowl	L 7-28
N.24.56	A-Zimmerman	L 6-34
N.27.76	H-San Diego	W 17-14
Western Athletic Conference Era		
N.25.78	H-San Diego	W 27-24
O.6.79	A-University	W 35-7
N.22.80	H-Jack Murphy	W 24-22
O.3.81	A-University	W 17-15
Q.16.82	H-Jack Murphy	L 17-22
N.19.83	A-University	L 14-34
N.17.84	H-Jack Murphy	W 37-31
N.23.85	H-Jack Murphy	W 55-20
S.27.86	A-University	W 38-34
N.21.87	H-Jack Murphy	W 53-30
N.19.88	A-University	W 18-10
N.4.89	H-Jack Murphy	W 45-28
N.17.90	A-University	W 40-34
O.12.91	H-Jack Murphy	W 38-24
O.3.92	A-University	W 49-21
O.23.93	H-Jack Murphy	W 20-17
O.15.94	A-University	W 20-13
N.4.95	H-Jack Murphy	W 38-29
O.19.96	A-University	W 48-42
O.11.97	H-Jack Murphy	L 21-36
O.17.98	A-University	W-t 36-33
Mountain West Conference Era		
O.9.99	H-Qualcomm	L 21-24
N.4.00	A-University	W 17-16
N.3.01	H-Qualcomm	L 15-20
N.9.02	A-University	L 8-15
O.18.03	H-Qualcomm	L 7-30
O.23.04	A-University	L 9-19
O.22.05	H-Qualcomm	L 24-47
N.25.06	A-University	L 14-41
N.20.07	H-Qualcomm	L 17-20
O.18.08	A-University	L 7-70

SDSU PLAYER CAREER VS. UNM

Rushing	Att.	Yds.	TD
Atiyah Henderson	26	80	0
Brandon Sullivan	17	62	0
Mekell Wesley	2	10	0
Davon Brown	1	-5	0
Ryan Lindley	2	-10	0

Passing	A-C-I	Yds	TD
Ryan Lindley	37-18-1	156	1
Drew Westling	2-1-0	5	0

Receiving	No.	Yds.	TD
Vincent Brown	14	73	0
Roberto Wallace	5	47	0
Atiyah Henderson	3	42	0
Brandon Sullivan	4	24	0
Mekell Wesley	2	12	0
DeMarco Sampson	1	16	0

Tackles	Solo	Ast.	TT
Luke Laolagi	8	9	17
Aaron Moore	10	4	14
Jonathan Soto	7	7	14
Nick Sandford	5	3	8
Andrew Preston	5	2	7
Miles Burris	3	3	6

Turnovers	Int.	FF	FR
Martrell Fantroy	1	0	0
Aaron Moore	1	0	0
Vonnie Holmes	0	1	0



SAN DIEGO STATE AVERAGES & NCAA RANKINGS

Category	Avg.	Rk.
Rushing Offense	68.86	119
Passing Offense	282.14	17
Total Offense	351.00	79
Scoring Offense	26.71	65
Rushing Defense	150.43	77
Pass Eff. Defense	124.68	62
Total Defense	344.71	50
Scoring Defense	27.86	87
Net Punting	39.00	11
Punt Returns	13.56	22
Kickoff Returns	20.06	93
Turnover Margin	-0.43	83
Pass Defense	194.29	33
Pass Efficiency	135.72	43
Sacks	1.86	63
Tackles for Loss	5.57	69
Sacks Allowed	1.00	14



NEW MEXICO AVERAGES & NCAA RANKINGS

Category	Avg.	Rk.
Rushing Offense	92.00	109
Passing Offense	203.00	75
Total Offense	295.00	110
Scoring Offense	14.86	118
Rushing Defense	177.00	94
Pass Eff. Defense	152.19	111
Total Defense	429.29	109
Scoring Defense	37.29	116
Net Punting	34.85	79
Punt Returns	2.78	116
Kickoff Returns	16.68	119
Turnover Margin	-1.14	110
Pass Defense	252.29	105
Pass Efficiency	110.97	101
Sacks	2.29	43
Tackles for Loss	6.71	33
Sacks Allowed	3.71	116

the facility was called Jack Murphy Stadium. SDSU's last home victory in the series was a 38-29 decision on Nov. 4, 1995.

- ▶ Current SDSU defensive coordinator and former New Mexico head coach Rocky Long dominated this series the previous 11 seasons. While at UNM, Long's teams went 9-2 against the Aztecs, winning his final eight seasons in Albuquerque. Long helped New Mexico hold San Diego State to nine points or less in four of the last seven seasons and 17 points or less in eight of the last nine meetings.
- ▶ San Diego State's 20 victories are the second most for the program against any Division I program. The Aztecs own 26 victories over former conference rival Fresno State.
- ▶ Seventeen points would have been enough to win five of the last nine games between the teams. The losing team has scored a total of 117 points in the last nine games combined (average of 13.0 points per game).
- ▶ Of the last 16 series meetings, nine have been decided by a touchdown or less. Of those nine games, one game was decided by one point, four games were decided by three points, one game was decided by five points, one game was decided by six points and two games were decided by seven points.
- ▶ The Aztecs won 13 consecutive games in the series from Nov. 17, 1984 through Oct. 19, 1996, with the streak broken on Oct. 11, 1997. The Lobos' current streak of eight consecutive wins in the series is their longest.
- ▶ The composite score of the previous 35 meetings is New Mexico 945, San Diego State 871, making the average score New Mexico 27.0, SDSU 24.9.
- ▶ The last 11 times there has been a difference in the amount of turnovers between the two teams, the team committing fewer turnovers is 10-1.
- ▶ San Diego State, which did not commit a turnover last Saturday and has just two turnovers in its last three games, has 22 turnovers in its last six games versus the Lobos (3.7 tpg).
- ▶ Last season, New Mexico defeated San Diego State 70-7. It marked the third widest margin of defeat for the Aztecs in school history, the worst loss of the Division I era, and the biggest loss since a 66-0 defeat to Arizona State on Oct. 26, 1957. The 70 points are the most ever surrendered by the Aztecs.

Current Aztec career stats against New Mexico can be found in the right column, page 5.

SDSU-New Mexico: Connections

- ▶ SDSU defensive coordinator Rocky Long was head coach at the University of New Mexico for 11 years. While leading the Lobos from 1998-2008, Coach Long compiled a UNM-record 65 victories and had five bowl game appearances. He also coached New Mexico from 1978-80, serving as secondary and offensive backs coach.
- ▶ UNM is Coach Long's alma mater where he was a three-year starter at quarterback. He earned team MVP honors three times and was named Western Athletic Conference offensive player of the year as a senior.
- ▶ SDSU cornerbacks coach Tony White was the linebackers coach at the University of New Mexico in 2008.
- ▶ UNM special teams coordinator Toby Neinas coached at SDSU for three seasons (2006-08). He served as the special teams coordinator, outside linebackers coach and tight ends coach during his time with the Aztecs.
- ▶ HIGH SCHOOL CONNECTIONS

San Diego State	Hometown (High School)	New Mexico
Kellen Farr, So., OL	Red Mountain HS (Mesa, Ariz.)	Bryan Wightman, So., OL
Frederick Trujillo, Fr., DL	Highland HS (Albuquerque, N.M.)	Ian Clark, Sr., S

SDSU-New Mexico: Recent Meetings

▶ **LAST MEETING: New Mexico 70, San Diego State 7**
 Oct. 18, 2008 | University Stadium | Albuquerque, N.M.

ALBUQUERQUE, N.M. – San Diego State traveled to Albuquerque in search of its first Mountain West Conference victory but was unable to turn the tide as New Mexico ran away with the game early and claimed a 70-7 victory at University Stadium.

The Aztecs, who fell to the Lobos by just three points in 2007, were unable to match that effort as UNM dominated the battle in total offense (565-227). Rodney Ferguson and James Wright led the New Mexico attack as both rushed for over 100 yards, with Ferguson finding the end zone four times on the afternoon.

UNM came out of the gates aggressively, jumping out to a 21-0 lead in the first seven minutes of action. The Lobos opened the game by picking off Aztec quarterback Ryan Lindley's third pass attempt of the day at the SDSU 46-yard line and eventually got on the board with a 20-yard run by Brad Gruner.

After scoring on its next drive, UNM's Jaymar Latchison recovered an Aztec fumble and returned it 28 yards for the Lobos' third touchdown of the first quarter.

In the second frame, Ferguson had back-to-back rushing TDs before New Mexico tacked on two more scores to take a commanding 49-0 lead into the break.

The Scarlet and Black's lone touchdown came in the third period when Lindley completed a 15-yard pass to Darren Mougey to conclude a 7-play, 61-yard drive that ate up 2:53 on the clock. SDSU wasn't unable to get much else going, however, as the Lobos scored two more times in the

SDSU FIRST-YEAR COACHES

Below is a look at how San Diego State's previous 16 coaches did in their first season. Of the 16 previous head coaches, nine were able to improve on the victory total from the previous season.

	Season	Previous Season	First Season	Conference
C.E. Peterson	1921	none	4-8	1-3 (4th)
W.B. Harreld	1930	3-5	5-4	3-3 (3rd)
Leo Calland	1935	3-5-1	3-4-1	2-2-1 (T-3rd)
Joe Eubank	1942	6-4	0-6-1	
Bob Breitbard	1945	none	2-5	
Bill Terry	1946	2-5	6-4	2-3 (5th)
Bill Schutte	1947	6-4	7-3-1	2-2-1 (4th)
Paul Governali	1956	2-8	4-3-2	2-1 (T-2nd)
Don Coryell	1961	1-6-1	7-2-1	2-2-1 (4th)
Claude Gilbert	1973	10-1	9-1-1	3-0-1 (1st)
Doug Scovil	1981	4-8	6-5	3-5 (6th)
Denny Stolz	1986	5-6-1	8-4	7-1 (1st)
Al Luginbill	1989	3-8	6-5-1	4-3 (T-5th)
Ted Tollner	1994	6-6	4-7	2-6 (8th)
Tom Craft	2002	3-8	4-9	4-3 (T-3rd)
Chuck Long	2006	5-7	3-9	3-5 (T-6th)
Brady Hoke	2009	2-10		



SAN DIEGO STATE NCAA DEFENSE RK. 2009 VS. 2008

Category	2008	2009
Rushing Defense	118	77
Passing Defense	68	33
Total Defense	113	50
Scoring Defense	113	87
Passes Intercepted	85	30
Pass Eff. Defense	112	62
Fumbles Recovered	55	112
Turnovers Gained	85	71
Tackles for Loss	100	69
Sacks	108	63
First Down Defense	110	64
3rd Down Conv. Pct.	115	109
4th Down Conv. Pct.	101	8
Red Zone Defense	67	7

Numbers above indicate national ranking among FBS teams in 2008 and 2009. This season's numbers are through the games of Oct. 18. Top 20 rankings are in bold.

NCAA FBS RECEIVING YARDS PER GAME

Individual	RYPG
1. Barnes, Bowling Green	131.75
2. Salas, Hawaii	125.86
3. Briscoe, Kansas	121.83
4. Tate, Notre Dame	121.00
5. Williams, Syracuse	118.67
6. Brown, SDSU	111.14
7. Page, Toledo	103.50
8. Shipley, Texas	101.86
9. Alexander, Missouri	100.14
10. Reed, Utah	99.29

NCAA FBS PUNTING

Individual	Average
1. Butler, Georgia	49.38
2. Locke, UCLA	46.46
3. Epperson, Baylor	46.09
4. Stahovich, SDSU	45.81
5. Mesko, Michigan	45.49
6. Kozlowski, W. Va.	45.38
7. Sharp, Oklahoma State	45.33
8. Hankins, Arizona State	45.21
9. Regan, Memphis	44.72
10. Nortman, Wisconsin	44.42

final 15 minutes for the 70-7 victory.

Lindley, who had not played since suffering a shoulder injury in the first half of the TCU game, completed 18 of his 37 pass attempts for 156 yards. Mougey led the Aztec receivers with 53 yards and a touchdown on four catches. Safety Corey Boudreaux, meanwhile, recorded his third consecutive double-digit tackle performance with a game-high 10 stops.

What Happened?

Obviously, last year's loss at New Mexico wasn't exactly a bright spot for the Aztecs. However, when looking at the final stats, it certainly did not justify the final margin of victory. So how did we get to the final score of 70-7?

► **Turnovers:** San Diego State committed three turnovers and ended up -2 in the category for the day. That snapped a streak of five consecutive games in which SDSU did not commit more turnovers than its opponent (+4 during that span). It also marked the first time in six games that San Diego State has had more than two turnovers. New Mexico took advantage of those three turnovers, with the Lobos scoring three touchdowns. In fact, UNM returned a fumble for a touchdown and started drives following SDSU's other two turnovers in Aztec territory.

► **Field Position:** New Mexico's average starting field position was the 43-yard line, compared to San Diego State's average starting spot of the 23-yard line. In the first half, when New Mexico scored 49 points, the Lobos *average* starting field position was the Aztec 48-yard line. For the game, the Lobos average field position is the fourth-highest by an SDSU opponent in recorded history (data goes back to the 1980s). The -20-yard margin in average field position is the sixth-largest deficit for the Aztecs in recorded history.

► **Third Downs:** Third downs were not kind to San Diego State. The Aztecs forced 16 third-down situations for the Lobos. That number is just one off the SDSU 2008 season high, meaning the Aztecs had an opportunity to get off the field. Unfortunately, New Mexico converted 11 of those third-down plays. Meanwhile, the Aztec offense was 3-for-13 in third-down situations, including an 0-for-7 string to open the game.

► **Punt Returns:** Not an area that you normally think would have a big impact on the game, but in this case it did. San Diego State punted eight times on Saturday for an average of 40.9 yards. Not bad, but the Lobos were able to post 91 yards in returns. That return yardage plus one touch-back results in a net punt average of 27.0 yards. The result fed into the field position problem stated earlier.

► LAST MEETING IN SAN DIEGO: New Mexico 20, San Diego State 17

Oct. 20, 2007 | Qualcomm Stadium | San Diego, Calif.

SAN DIEGO – San Diego State dropped a heartbreaker on homecoming night as New Mexico scored with 15 seconds left in the game, giving the Lobos a 20-17 comeback victory. The Aztecs have now lost seven straight to New Mexico.

Senior quarterback Kevin O'Connell rushed for two touchdowns, giving him 14 in his career and tying him with Matt Kofler (1980-81) for the most rushing TDs by a quarterback in school history.

The Lobos were able to get on the board first as John Sullivan converted a 31-yard field goal, giving UNM the 3-0 lead at the end of the first quarter.

SDSU quickly countered with a 29-yard field goal by Garrett Palmer at the 14:08 mark. On the Lobos' next drive, Martrell Fantroy recorded his second interception of the year, and returned it 45 yards to the one-yard line. After two unsuccessful attempts by the Aztec offense, O'Connell was able to convert a third and goal situation with a 1-yard run for a touchdown, giving San Diego State the 10-3 lead.

The Lobos tacked on one more score at the end of the quarter, using a 13 play, 94-yard drive to tie the game at 10-10, heading into halftime.

On SDSU's first drive after the break, O'Connell rushed 23 yards for his second touchdown of the evening, putting the Aztecs up 17-10.

New Mexico started to creep back in the final 15 minutes of play when a 38-yard field goal by Sullivan pulled the Lobos within four points (17-13). SDSU appeared to be in good position to hold on for the victory as they had possession of the ball with under two minutes to go, but UNM recovered a costly Aztec fumble and drove 65 yards for the game-winning touchdown.

O'Connell completed 18 of his 26 pass attempts for 133 yards, and also led the Aztecs in the rushing category with 82 yards on 11 attempts. Vincent Brown added 58 yards on a career-high nine receptions, while Luke Laolagi recorded a career-best 13 tackles.

Rodney Ferguson led the Lobo offense with 78 rushing yards and the game-winning TD. Travis Brown totaled 119 yards on seven catches and Donovan Porterie finished the night 18-for-35 for 239 yards, with one touchdown and two interceptions.

New Mexico First Half SCORING DRIVES

Last season, New Mexico benefitted from short field to jump on SDSU early. Below is a look at five of UNM's seven first-half scoring drives with the total yardage on the drives needed to score a touchdown. The first TD on the chart below came on a fumble return for touchdown.

New Mexico Scored	Total Yds.
7 points on0 total yds.
14 points on9 total yds.
21 points on31 total yds.
28 points on73 total yds.
35 points on119 total yds.



SAN DIEGO STATE MOST 100-YARD CAREER RECEIVING GAMES

Name, Season	Games
1. J.R. Tolver	13
2. Will Blackwell	12
Gary Garrison	12
Patrick Rowe	12
Darnay Scott	12
Jeff Webb	12
7. Az Hakim	11
8. Haven Moses	10
9. Tim Delaney	9
10. Dennis Arey	8
Kassim Osgood	8
Webster Slaughter	8
13. Vincent Brown	7
5 others tied with	7

SAN DIEGO STATE CAREER RECEPTIONS

Name, Seasons	Receptions
1. J.R. Tolver, 1999-02	262
2. Jeff Webb, 2001-05	234
3. Will Blackwell, 1994-96	197
4. Monty Gilbreath, 1986-89	187
5. Tim Delaney, 1968-70	180
6. Darnay Scott, 1991-93	178
7. Patrick Rowe, 1987-91	155
8. Gary Garrison, 1964-65	148
9. Az-Zahir Hakim, 1994-97	147
10. Vincent Brown, 2007-09	140
11. Robert Ortiz, 2002-05	137
12. Brett Swain, 2004-07	133
13. Craig Scoggins, 1965-66	129
14. Darius Durham, 1979-82	127
15. W. Slaughter, 1984-85	122



VINCENT BROWN GAME-BY-GAME

2007 Season	No.	Yds.	TD
at Washington St.	0	0	0
at Arizona St.	2	19	0
Portland St.	2	71	1
Cincinnati	0	0	0
at Colorado St.	3	61	0
at Utah	0	0	0
New Mexico	9	58	0
Wyoming	4	52	1
at UNLV	4	34	0
at Air Force	3	31	0
TCU	2	12	0
Brigham Young	2	11	0

2008 Season	No.	Yds.	TD
Cal Poly	7	98	1
at Notre Dame	3	19	0
at San Jose State	2	15	0
Idaho	8	183	3
at TCU	6	52	0
Air Force	4	14	0
at New Mexico	5	15	0
Colorado State	11	40	0
at Wyoming	1	7	0
at Brigham Young	7	52	0
Utah	2	17	0
UNLV	8	119	0

2009 Season	No.	Yds.	TD
at UCLA	5	139	1
Southern Utah	6	142	1
at Idaho	13	143	1
at Air Force	10	123	2
New Mexico St.	3	84	1
Brigham Young	8	147	0
at Colorado St.	0	0	0
New Mexico			
TCU			
Wyoming			
at Utah			
at UNLV			



VINCENT BROWN NCAA RANKINGS

Rk.	Category	Number
6.	Receiving YPG	111.14
19.	All-Purpose Runners	148.71
21.	Receptions Per Game	6.43

► **2006 MEETING: New Mexico 41, San Diego State 14**

Nov. 25, 2006 | University Stadium | Albuquerque, N.M.

ALBUQUERQUE, N.M. - New Mexico turned three San Diego State turnovers into 17 first-quarter points, propelling the Lobos to a 41-14 victory, their sixth straight in the series.

SDSU quarterback Kevin O'Connell, making his second start since missing six games due to injury, threw three first-quarter interceptions that led to 17 New Mexico points, including a 24-yard return for a touchdown by Blake Ligon. The Aztecs also turned the ball over on downs at their own 28-yard line, which the Lobos converted into another score for a 24-0 lead after the first 15 minutes.

New Mexico took advantage of another short-field situation in the second quarter, starting at midfield and going up 27-0 on Kenny Byrd 45-yard field goal.

San Diego State tried to get on the board before the end of the half, but Garrett Palmer's field goal from 30 yards was blocked as time expired.

O'Connell string of bad luck continued early in the second half, as he fumbled the ball, which was recovered by New Mexico, diving into the end zone on a first down at the Lobo five-yard line.

The host, meanwhile, added a pair of third-quarter touchdowns, the first of which came on a 49-yard run by Rodney Ferguson, who ended the day with 210 yards on 22 carries, accounting for nearly 70 percent of his team's total offense.

San Diego State finally managed to get on the scoreboard twice in the fourth quarter, when Brandon Bornes scored on a 28-yard pass and Robert Miller made a three-yard grab in the back of the endzone. The Aztecs actually ended up outgaining the Lobos by 130 yards (431-301), but were never able to overcome the poor start.

Defensively, the Aztecs limited New Mexico to just 87 yards through the air, the fifth time an SDSU opponent has failed to reach the 100-yard mark in passing yardage in 2006.

SDSU senior linebacker Joe Martin and junior safety Ray Bass each logged a team game-high eight tackles, while junior defensive end Antwan Applewhite logged a sack in his fifth-straight outing.

► **2005 MEETING: New Mexico 47, San Diego State 24**

Oct. 22, 2005 | Qualcomm Stadium | San Diego, Calif.

SAN DIEGO - New Mexico scored on its first five possessions and held San Diego State to just 15 yards in the first half en route to a 47-24 win over the Aztecs at Qualcomm Stadium.

SDSU tried to close the gap in the second half with two touchdown passes from Kevin O'Connell to Jeff Webb, but could never get any closer than 16 points.

On their opening drive, the Lobos drove 52 yards in 2:22 before quarterback Kole McKamey found Travis Brown in the end zone for a 17-yard touchdown.

DonTrell Moore, who rushed for 162 yards on 36 carries, made it 13-0 New Mexico on a four-yard touchdown scamper.

The Lobos led 23-0 with 10:46 left in the half, before SDSU's Garrett Palmer nailed a 43-yard field goal. New Mexico answered with another touchdown, stretching the Lobo lead to 30-3 at intermission.

After Kenny Byrd's second field goal of the game, SDSU's Freddy Keiaho blocked a punt and ran it back four yards for a touchdown with 6:15 left in the third quarter, the fourth score of the season by the defense or special teams.

New Mexico, however, scored on its next possession when Hank Baskett caught his second touchdown pass from McKamey, this time an 11-yarder.

Webb reached 100 yards receiving for the fourth time in five games, catching nine balls for 132 yards. O'Connell threw for 197 yards on 15-of-34 passing and two scores and ran for another 37 yards on 11 carries.

Marcus Demps led the defense with 12 tackles, including 10 solo stops, while T.J. McKay intercepted his first career pass in the second quarter.

DEFENSE MAKES BIG STRIDES

Seven games into the Brady Hoke era, San Diego State has shown remarkable improvement on the defensive side of the ball. The Aztec defense, which ended the 2008 campaign ranked 118 in rushing defense, 113th in scoring defense and 113th in total defense, has looked much improved through the first seven games of the season.

Impressive numbers from the Aztec defense in the first seven games:

► San Diego State's national rankings in the 14 defensive statistics the NCAA keeps for both this season and last season are listed on page six. Of the 14 categories, SDSU is ranked higher in 12 of them, with fumbles recovered (55 to 112) and red zone defense (67 to 74) being the only categories with a worse ranking. SDSU did not rank among the top 50 programs in any of the 14 categories last season. Right now, SDSU is ranked in the top 50 of four categories.

► San Diego State ranks 50th in total defense this season after ranking 113th in the category last year. Last season, SDSU allowed an average of 460.75 yards per game. This year, the Aztec defense is allowing only 344.71 yards. That is an improvement of 116.04 yards per game.

► San Diego State has 13 sacks through the first seven games and ranks 63rd nationally in the category. In 12 games last season, the Aztecs recorded 13 total sacks.

► The Aztecs have already picked off nine passes this season (two against UCLA, three versus



MOUNTAIN WEST STANDINGS

Entering Saturday Oct. 31 game.

	MWC	Overall
1. TCU	3-0	7-0
Utah	3-0	6-1
3. BYU	3-1	6-2
4. Wyoming	2-1	4-3
5. Air Force	3-2	4-4
6. SDSU	1-2	3-4
7. UNLV	1-3	3-5
8. New Mexico	0-3	0-7
9. Colorado St.	0-4	3-5

MWC RESULTS/SCHEDULE

Saturday, October 17

at Air Force 10, Wyoming 0*

at TCU 44, Colorado State 6*

BYU 38, at San Diego State 28*

Utah 35, at UNLV 15*

Saturday, October 24

SDSU 42, at Colorado State 28

at Utah 23, Air Force 16 (OT)

TCU 38, at Brigham Young 7

UNLV 34, at New Mexico 17

Saturday, October 31

Air Force at Colorado State*, 1 p.m. PT

UNLV at TCU*, 1 p.m. PT

New Mexico at SDSU*, 3:30 p.m. PT

Wyoming at Utah*, 5 p.m. PT

* - Indicates Mountain West Conference game.

SDSU NON-CONFERENCE OPPONENT UPDATE

Entering Saturday Oct. 31 game.

	Overall	League
UCLA	3-4	0-4
Southern Utah	3-4	1-1
Idaho	6-2	3-1
New Mexico State	3-5	1-3

RESULTS/SCHEDULE

Saturday, October 17

at Idaho 35, Hawai'i 23

at Louisiana Tech 45, New Mexico St. 7

California 45, at UCLA 26

at Cal Poly 24, Southern Utah 23

Saturday, October 24

at Nevada 70, Idaho 45

at Arizona 27, UCLA 13

at Southern Utah 35, North Dakota 10

Fresno St. 23, at New Mexico St. 3

Saturday, October 31

New Mexico St. at Ohio St., 9 a.m. PT

UC Davis at Southern Utah, noon PT

UCLA at Oregon State, 1 p.m. PT

Louisiana Tech at Nevada, 2 p.m. PT

Southern Utah, two against New Mexico State and two against Colorado State). The Aztecs are 30th nationally after ranking 85th a year ago when SDSU had nine interceptions the entire season. The nine interceptions this season are six more than SDSU had the final eight games of 2008 combined.

► San Diego State has jumped from 100th last season to 69th this year among NCAA teams in tackles for loss. The Aztecs have already accumulated 39 tackles behind the line of scrimmage. In 12 games a year ago, the Aztecs posted 57 such tackles, for an average of 4.75 per game.

The numbers against UCLA:

► The San Diego State defense was flat-out impressive in the second half against UCLA, limiting the Bruins to 10 points (scored on two drives totaling eight yards), and allowing a total of 120 yards of total offense. After intermission, the Bruins rushed 22 times for a mere 45 yards and did not do much better through the air, going 8-for-15 for 75 yards with two interceptions.

► Against Southern Utah, SDSU limited the Thunderbirds to only 279 yards of total offense. The last time the Aztecs held an opponent under 300 yards was Nov. 3, 2007, when Wyoming only had 250 in a 27-24 SDSU home victory.

The numbers against Air Force:

► San Diego State did not allow an offensive touchdown against Air Force, only the second time in the 28 all-time meetings. San Diego State also held an opponent without an offensive touchdown for just the 33rd time in the school's Division I era and the first time since Dec. 2, 2006.

► The Aztecs also held Air Force 100 yards below their national-leading rushing yardage per game. SDSU allowed 243 yards rushing to a Falcon team that entered the game averaging 344.33 yards per contest. In addition, Air Force had averaged 485 yards rushing in its previous two meetings with the Aztecs.

The numbers against New Mexico State:

► SDSU held an opponent to under 300 yards of total offense for the second consecutive game and the third time in five games in 2009. The last time SDSU held consecutive opponents under the 300-yard mark was in 2004, when Colorado State managed only 196 yards (Oct. 16) and New Mexico had only 220 yards (Oct. 23).

► New Mexico State's 234 yards of total offense are the fewest SDSU has allowed since Sept. 24, 2005 vs. San Jose State (233 yards).

► Junior Dey Juan Hemmings scored his first touchdown in the second quarter when he returned a fumble 14 yards. It was SDSU's first fumble return for a TD since 2006, when T.J. McKay returned one 23 yards in a 27-24 loss at Wyoming on Nov. 4.

► The Aztec defense has contributed points in three of the team's five outings in 2009 (2 safeties, 1 TD).

► New Mexico State went 0-for-4 on fourth-down conversions. It marked the first time the Aztecs did not allow a fourth down to be converted when three or more were attempted since Sept. 16, 2006, at Wisconsin (Badgers were 0-for-3). New Mexico State came into the game with fourth-down conversion rate of 73 percent (8-for-11).

The numbers against Colorado State:

► After allowing touchdowns on two of Colorado State's first three offensive possessions, the defense limited the Rams to two scores on their final eight possessions of the game. CSU scored seven second-half points.

► San Diego State limited Colorado State to just 3-of-9 on third down situations.

► San Diego State defense 2009 vs. 2008:

	2008 avg. (NCAA Rk.)	2009 avg. (NCAA Rk.)	Note
Points Allowed	37.2 (113)	27.9 (87)	Defense has allowed 19 TDs
Total Defense	460.8 (113)	344.7 (50)	Def. ranked 63 spots higher
Rushing Defense	247.5 (118)	150.4 (77)	Yds per rush: '08 - 5.1, '09 - 3.6
4th Down Conv.	11/18, 61% (101)	3/12 25% (8)	

OFFENSE STARTING TO CLICK

The San Diego State offense appears to be hitting on all phases currently. In the last two games, the San Diego State offense has scored 70 points and 873 yards.

Despite moving from a spread-style to a pro-style offense, the Aztecs are well ahead of their averages from last season. This year, San Diego State is averaging 26.7 points and 351.0 yards of offense. In 2008, the Aztecs averaged 17.2 points and 312.4 yards of offense.

The numbers against Southern Utah:

► Against Southern Utah, the San Diego State offense enjoyed a productive day, striking a solid balance between rushing (149 yards and two touchdowns) and passing (287 yards and two touchdowns). The Aztecs were able to surpass 400 yards in total offense for just the second time in their last 10 games and posted its third-highest scoring output in their last 17 outings.

► San Diego State gave up its first sack of the season against Idaho, snapping a string of 243 pass attempts without allowing a sack.

► With 149 yards rushing against Southern Utah, San Diego State had its best rushing output over its previous six games. The Aztecs also lost just five yards rushing on the day, its lowest total since losing two yards at San Jose State on Sept. 30, 2006.

The numbers against New Mexico State:

► The Aztecs rushed for 108 yards on 31 carries against New Mexico State. It marked the second




2009 MANNING WATCH LIST

Austen Arnaud (Jr., Iowa State)
 Sam Bradford (Jr., Oklahoma)
 Levi Brown (Sr., Troy)
 Darryll Clark (Sr., Penn State)
 Jimmy Clausen (Jr., Notre Dame)
 Andy Dalton (Sr., TCU)
 Austin Davis (So., Southern Miss)
 Armani Edwards (Sr., Appalachian St.)
 Robert Griffin III (So., Baylor)
 Matt Grothe (Sr., USF)
 Max Hall (Sr., BYU)
 Tim Hiller (Sr., Western Michigan)
 Jerrod Johnson (Jr., Texas A&M)
 Colin Kaepernick (Jr., Nevada)
 Case Keenum (Jr., Houston)
 Dan LeFevour (Sr., Central Michigan)
 Corey Leonard (Sr., Arkansas State)
 Thaddeus Lewis (Sr., Duke)
Ryan Lindley (So., San Diego State)
 Jake Locker (Jr., Washington)
 Jeremiah Masoli (Jr., Oregon)
 Colt McCoy (Sr., Texas)
 Kellen Moore (So., Boise State)
 Tony Pike (Sr., Cincinnati)
 Terrelle Pryor (So., Ohio State)
 Todd Reesing (Sr., Kansas)
 Zac Robinson (Sr., Oklahoma State)
 Tyler Sheehan (Sr., Bowling Green)
 Riley Skinner (Sr., Wake Forest)
 Rusty Smith (Sr., Florida Atlantic)
 Jevan Snead (Jr., Ole Miss)
 Ricky Stanzi (Jr., Iowa)
 Tim Tebow (Sr., Florida)
 Trevor Vittatoe (Jr., UTEP)
 Adam Weber (Jr., Minnesota)
 Juice Williams (Sr., Illinois)
 Russell Wilson (So., N.C. State)
 T.J. Yates (Jr., North Carolina)



2009 BILETNIKOFF SEMIFINALISTS

Freddie Barnes (Sr., Bowling Green)
 Dezmon Briscoe (Jr., Kansas)
Vincent Brown (Jr., San Diego State)
 Eric Decker (Sr., Minnesota)
 Marshawn Gilyard (Sr., Cincinnati)
 AJ Green (So., Georgia)
 Jordan Shipley (Sr., Texas)
 Demaryius Thomas (Jr., Georgia Tech)
 Golden Tate (Jr., Notre Dame)
 Mike Williams (Sr., Syracuse)



2009 RIMINGTON WATCH LIST

Eddie Adamski (Sr., Northern Illinois)
 Kenny Alfred (Sr., Washington State)
 Garrett Anderson (Sr., South Carolina)
 Tim Barnes (Jr., Missouri)
 Carl Barnett (Sr., Houston)
 Colin Baxter (Jr., Arizona)
 Joe Bernardi (Jr., Fresno State)
 Ryan Blaszczyk (Sr., Rutgers)
 Ben Bojicic (So., Ohio State)
 Mike Brewster (So., Ohio State)
 J.C. Brignone (Jr., Mississippi State)
 Ben Burkett (So., Northwestern)
 Thomas Byrd (So., Boise State)
 Ronnie Castillo (Sr., San Jose State)
 Eric Cook (Sr., New Mexico)
 Lowell Dyer (Sr., North Carolina)
 John Estes (Sr., Hawaii)
 Chris Fisher (Sr., Louisiana-Lafayette)
 Danny Franks (Sr., Troy)
 Daverin Geraldts (Sr., Mississippi)
 Jorge Gonzalez (Sr., Kentucky)
 Chris Hall (Sr., Texas)
 Jacob Hickman (Sr., Nebraska)
Trask Iosefa (Jr., San Diego State)
 Ted Larsen (Sr., North Carolina State)
 Kevin Matthews (Sr., Texas A&M)
 Jim McKenzie (Jr., Syracuse)
 Ryan McMahon (Jr., Florida State)
 Colin Miller (Jr., Central Michigan)
 John Moffitt (Jr., Wisconsin)
 David Molk (So., Michigan)
 Bryan Morgan (Jr., Duke)
 Joel Nitchman (Sr., Michigan State)
 Kristofer O' Dowd (Jr., USC)
 Maurkice Pouncey (Jr., Florida)
 Lon Roberts (Jr., Louisiana Tech)
 Jake Seitz (Sr., Alabama-Birmingham)
 Brad Serini (Jr., Florida International)
 Matthew Tennant (Jr., Boston College)
 Mark Thompson (Sr., Middle Tenn.)
 Bradley Vierling (Sr., Vanderbilt)
 Tim Walter (Sr., Colorado State)
 J.D. Walton (Sr., Baylor)

time in the last four games that San Diego State surpassed 100 yards rushing. SDSU was particularly impressive in the fourth quarter, rushing 14 times for 73 yards in the final quarter.

The numbers against Brigham Young:

▶ On Oct. 17 against 18th-ranked Brigham Young, San Diego State scored 28 points, passed for a season-high 322 yards and had just one turnover.

The numbers against Colorado State:

▶ Against the Rams, San Diego State set season highs with points ((42), total offense (531), passing yards (459) and fewest turnovers (0).

▶ The San Diego State offense scored touchdowns in five consecutive possessions in the second half.

SPECIAL TEAM MOMENTS

Through seven games this season, San Diego State has already produced more big special teams plays than all of last season.

▶ Lane Yoshida connected on two field goals of more than 40 yards against Idaho, marking the first time he has hit on two attempts of 40 more yards in the same game. He is 5-of-9 from 40 or more yards in his career.

▶ Against Southern Utah, true freshman Leon McFadden blocked an extra-point attempt and ran it back for a defensive two-point conversion. It marked the first time in the Mountain West Conference era that the Aztecs had a defensive PAT conversion. It also gave McFadden his second block of the season, surpassing the entire San Diego State team total of one from the 2008 campaign.

▶ McFadden also recorded a block on a UCLA extra point attempt. He joins Andrew Preston as the only active Aztecs to record a block.

▶ The San Diego State defense limited UCLA's punt return team to 25 yards on eight Aztec punts. Junior gunner Dey Juam Hemmings recorded a pair of special teams tackles.

▶ Aztec sophomore punter Brian Stahovich is averaging 45.8 yards per boot and already has 11 kicks for more than 50 yards this season. He is ranked fourth nationally in punt average.

RUNNING GAME IMPROVES

Much has been made of the Aztecs passing game the last two weeks and justifiably so. SDSU has passed for 781 yards over the last two weeks. Nonetheless, the Aztecs remained committed to the run.

For example, last week at Colorado State, San Diego State rushed 32 times, marking the third time this season that the Aztecs have logged at least 30 carries.

Although the running game isn't what the staff would like it to be, San Diego State continues to make progress and appears to get better as the game goes on. Last week, SDSU got 32 of its 72 rushing yards in the fourth quarter and for the season is averaging 3.5 yards per rush in the fourth quarter (2.4 average the first three quarters). Below is a look at the rushing numbers by quarter against both Colorado State as well as for the season.

	Colorado State			2009 Season		
	Att.	Yds.	Avg.	Att.	Yds.	Avg.
1st Quarter	6	2	0.3	47	126	2.7
2nd Quarter	7	21	3.0	45	107	2.4
3rd Quarter	9	17	1.9	48	102	2.1
4th Quarter	10	32	3.2	42	147	3.5

VINCENT BROWN REACHES MILESTONES

Junior wide receiver Vincent Brown continues to move up the San Diego State charts as well as flirt with the national lead in receiving yards. Brown has posted five 100-yard receiving games this season and has a touchdown in five of seven games this season.

▶ Brown posted a streak of five consecutive 100-yard receiving games, tying him for the third-longest streak in school history and the longest by an Aztec player since Tim Delaney did it in five straight games during the 1969 campaign.

▶ Brown has 100 yards or more receiving in six of his last eight games dating back to last season.

▶ Nationally, Brown ranks sixth in the country in receiving yards per game (111.14) and 21st in receptions per game (6.43). He leads the league in receiving yards.

▶ With seven career 100-yard receiving games, Brown now ranks 13th in school history in that category (J.R. Tolver is the all-time leader with 13).

▶ With 140 career receptions, Brown now ranks 10th in school history in

that category, while his 1,758 career receiving yards place him just 376 away from entering the school's top 10 chart in that category.

▶ Brown entered this season with seven career touchdowns, but caught a TD pass in each of San Diego State's first five games of 2009. Prior to this streak, he had never caught a touchdown pass in consecutive games. Brown tied the longest Aztec streak of the past decade, which matched Kassim Osgood's five-game streak in 2002. Brown's five-game TD-streak, unfortunately, came to an end in last week's outing vs. BYU.

▶ With 13 career touchdown catches, he is one short of moving onto the school's all-time top 10 chart.

▶ Earlier this season, Brown became the 24th Aztec receiver to post 100 career receptions. He also passed the 1,000-yard mark in receiving yards. His career numbers now stand at 140 receptions for 1,758 yards in 30 games.

LINDLEY REACHES 4,000; NEARS 2,000

Just halfway into his sophomore campaign, Aztec signalcaller Ryan Lindley has already eclipsed the 4,000-career mark in passing yardage with his 298 yards vs. Brigham Young on Oct. 17. After throwing for a career-high 459 yards at Colorado State, Lindley now has 4,542 yards in 18 contests, becoming just the 16th Aztec to reach the 4,000-yard plateau.

He needs just 111 yards on Saturday to cross the 2,000-yard mark in season passing for the season year in a row. The last Aztec to throw for over 2,000 yards in back-to-back season was Billy Blanton in 1995 and 1996.

STAHOVICH

Sophomore Brian Stahovich continues to have a major impact in games. San Diego State's punter averaged 52.5 yards on six punts at Air Force, with four of his six boots going for more than 50 yards on the day.

For the season, Stahovich ranks fourth nationally in punting average at 45.8 yards. He now has 11 kicks this season of 50 yards or more and has totaled 16 for his career.

LINDLEY ON MANNING WATCH LIST

San Diego State sophomore Ryan Lindley was named to the preseason watch list for the Manning Award on Aug. 17, presented by the Allstate Sugar Bowl to the nation's top collegiate quarterback. Lindley, who set the school and Mountain West Conference records last season for passing yards by a freshman, is one of 38 quarterbacks on the list and one of just six sophomores.

A native of Alpine, Calif., he earned team offensive most valuable player honors last season as a redshirt freshman. Lindley started 10 games, completing 242-of-427 passes for a 56.7 completion percentage with 16 touchdowns and 2,653 yards. He ended the season ranked 24th nationally in passing average, including second among freshmen, and 42nd in total offense (fourth among freshmen). He also had the seventh-best passing efficiency among all freshmen at 117.01. He also became just the second freshman in school history to start a season-opening game for the Aztecs, joining two-time All-American and the school's all-time career passing leader, Todd Santos.

Lindley is one of three MWC quarterbacks on the Manning Award Watch List along with TCU senior Andy Dalton and Brigham Young senior Max Hall. He is the first-ever Aztec named to the Manning Award Watch List.

The Manning Award was created by the Allstate Sugar Bowl in honor of the college football accomplishments of Archie Peyton and Eli Manning. Ten finalists will be determined by a selected panel of national media covering college football, as well as each of the Mannings. That list will be released on Monday, Nov. 30. The winner will be announced on Thursday, Jan. 14.

IOSEFA UP FOR RIMINGTON TROPHY

San Diego State junior Trask Iosefa was one of just 43 players named to the 2009 Fall Watch List for the Rimington Trophy, which is given out annually to the nation's top collegiate center. Iosefa was also tabbed to the award's spring watch list that was announced this past May by the Boomer Esiason Foundation.

A two-year starter, Iosefa has played and started in each of the last 24 games over the past two seasons. He is SDSU's most experienced offensive

lineman entering the 2009 campaign, with his 24 starts ranking first among all Aztec offensive players and tying for the most on the team.

Iosefa came to San Diego State in the spring of 2006, before redshirting later that season. He was a first-team all-state selection and all-region pick by PrepStar Magazine while playing at Punahou High School.

The junior is one of three centers from the Mountain West Conference tabbed for this year's Fall Watch List and is the first Aztec since Jasper Harvey (2004-05) to be nominated for the award.

The Rimington Trophy committee bases the award on the four All-America teams chosen by the American Football Coaches Association, Walter Camp Foundation, the Sporting News and the Football Writers Association of America. The winner will be honored at a banquet in Lincoln, Neb., next January.

BROWN A SEMIFINALIST FOR BILETNIKOFF AWARD

San Diego State junior Vincent Brown has been named a semifinalist for the 2009 Biletnikoff Award, the Tallahassee Quarterback Club Foundation announced Monday. Brown is one of 10 semifinalists for the award, given annually to the nation's top collegiate receiver.

Brown, one of five non-seniors on the list, is the first Aztec semifinalist since J.R. Tolver in 2002. Brown is the only receiver on the list from the Mountain West Conference and one of just two from non-automatic qualifying BCS teams. He is the third SDSU player named to a national list this season, joining quarterback Ryan Lindley (Manning Award Watch List) and center Trask Iosefa (Rimington Trophy Fall Watch List).

Despite not catching a pass and missing most of Saturday's game at Colorado State with an injury, the Rancho Cucamonga, Calif., native ranks sixth in the nation in receiving yards per game (111.14), 19th in all-purpose yards per game (148.71) and in a tie for 21st in receptions per game (6.43). Brown has 45 receptions for 778 yards (17.3 yards per catch) and six touchdowns this season.

Past winners of the award include Michael Crabtree (2007-08), Braylon Edwards (2004), Larry Fitzgerald (2003), Randy Moss (1997) and Bobby Engram (1994), among others. The three finalists will be voted on Nov. 19 and will be announced at a later date.

SENIOR DUO TABBED 2009 CAPTAINS

San Diego State first-year head coach Brady Hoke announced the football team captains for the upcoming 2009 season. Senior tight end Tony DeMartinis and senior linebacker Jerry Milling were selected in a vote by their teammates at the conclusion of fall camp.

Milling enters his senior campaign as an impact player on defense. The Palmdale, Calif., native has appeared in 18 games for SDSU, starting two, but has been limited by injury the last two seasons. Milling recorded 28 tackles, one fumble recovery and a pass breakup in just four games last year. The linebacker has tallied double-digit stops in each of his career starts with 11 against Notre Dame and 10 at San Jose State. Milling has also made strides in the classroom, receiving a President's Award for Most Improved Scholastic Achievement in 2008.

DeMartinis has been a jack-of-all-trades for the Aztecs, playing both offense and defense during his time on campus. The Sun Valley, Calif., native has played in 23 games for SDSU, mainly on the defensive side of the ball. DeMartinis recorded four tackles in his redshirt freshman season and 10 tackles his sophomore campaign. In 2008, DeMartinis was the starter at defensive end in the team's opener with Cal Poly, recording his first career sack before his season was cut short due to a knee injury.

During 2009 spring camp, DeMartinis practiced exclusively at the tight end position. He is currently pursuing his master's degree in homeland security after obtaining his bachelor's degree in business this past spring.

BROWN NAMED PRESEASON ALL-MWC

The San Diego State football team was picked to finish eighth in the Mountain West Conference preseason poll of MWC media members and junior wide receiver Vincent Brown became the first Aztec offensive player selected to the all-conference preseason team since 2005, the league announced at its annual media day in Las Vegas, Nev., on July 21.

The Aztecs, who return 17 starters and 46 letterwinners from last season, received 53 points. TCU (207 points) was selected to win the conference title, followed by Brigham Young (190) and defending conference champion Utah (179). All three teams received first-place votes. Air Force (130) was

tabbed for fourth place, followed by UNLV (108), Colorado State (107), New Mexico (60), San Diego State and Wyoming (46).

The Aztecs hope that eighth place will continue to be good trend. Last season, Colorado State was selected to finish eighth in the preseason poll, but went on to finish 7-6 and posted a victory in the New Mexico Bowl. That marked the second time in the last five seasons that the preseason poll's eighth-place team posted a winning season and advanced to a bowl game. In 2004, Wyoming went 7-5 and won the Las Vegas Bowl after being plucked for eighth.

Brown was one of 12 players selected to the preseason all-conference offensive team. A native of Rancho Cucamonga, Calif., Brown has played in all 24 games and started 18 consecutive contests since arriving on campus. Last season, Brown led the team with 64 catches for 631 yards receiving. He is 20 yards short of 1,000 yards for his career and needs just five catches to become the 24th player in school history with 100 catches.

Brown becomes the first Aztec offensive player named to the preseason all-conference team since Lynell Hamilton earned the distinction prior to the 2005 campaign. Last year, linebacker Russell Allen earned preseason all-conference accolades en route to posting a 107-tackle season.

THE AZTEC WEIGHT LOSS PLAN

One of the early goals by the new coaching staff was to change the body composition of the team. One of Brady Hoke's early hires was Aaron Wellman as the football strength and conditioning coach. Wellman, who has 14 years of experience at the Division I level and worked in the same capacity with Hoke at Ball State from 2004-08, quickly went to work and the results were nothing short of amazing.

Of the 14 offensive linemen that were weighed on Feb. 2, the first weight in under the new staff, and July 27, the group lost a combined 294 pounds or an average of 21 pounds per player. Five players - Nike Embernate, Alec Johnson, Erik Quinones, Tom Rische and Emilio Rivera - lost 29 or more pounds in the process.

SAMPSON, LINDLEY EARN MWC HONORS

San Diego State wide receiver DeMarco Sampson and quarterback Ryan Lindley have been named the Mountain West Conference co-Offensive Players of the Week for their performances in the team's come-from-behind win at Colorado State, the league office announced Monday morning. It is the second such career honor for Lindley, while it is the first for Sampson.

On Saturday, the duo helped the Aztecs erase a 14-point deficit, as the team scored 35 points in the second half to defeat Colorado State 42-28, snapping a 10-game road losing streak and earning its first conference win of 2009.

Lindley set an MWC record for touchdown passes in a league outing with six, including five on consecutive drives in the second half. His six TDs are the most by an SDSU player in a single game since 1969, and he ended the afternoon completing 29 of his 43 passes for a career-high 459 yards and no interceptions.

Lindley's 459 yards are the most by a player in the MWC this season, rank sixth nationally and are 12th in school single-game history. It was the sophomore's second career 400-yard passing game and his fifth 300-yard effort, but first of 2009.

Sampson was on the receiving end of 15 of Lindley's completed passes, accounting for 257 yards and three touchdowns, including the game-winner in the fourth quarter. Sampson's 257 receiving yards set an MWC record in a league contest and the total is second-best in the nation this season. The senior's 15 receptions, meanwhile, tied for seventh in SDSU single-game history and rank sixth nationally in 2009.

Sampson's previous career highs entering the CSU contest included five catches on two occasions and 77 receiving yards. He has now combined for 20 receptions for 334 yards and five scores in San Diego State's last two games. Sampson is one of four players up for national honors via the AT&T All-America Player of the Week award.

Lindley and Sampson are the second and third Aztecs to be tabbed MWC players of the week in 2009, joining junior Dey Juan Hemmings, who garnered defensive honors following the New Mexico State contest.

■ SDSU Football in the Polls

	Mountain West	National
Lindy's	6th	No. 86
Phil Steele's	6th	
USA Today Sports Weekly	7th	
MWC Media Poll	8th	
Athlon Sports	8th	No. 102
The Sporting News	8th	
Sports Illustrated	8th	No. 108
Yahoo! Sports & rivals.com	9th	No. 107
CBSSports.com	9th	

Preseason Watch List (2 players)

Rimington Trophy (nation's top center) Trask Iosefa (1 of 42 players)
 Manning Award (nation's top quarterback) Ryan Lindley (1 of 38 players)

Preseason All-Mountain West Conference (14 players)

WR	Vincent Brown (first-team: MWC Media Poll; second-team: Lindy's)
QB	Ryan Lindley (second-team Phil Steele)
WR	Roberto Wallace (second-team Phil Steele)
TE	Matthew Kawulok (second-team Phil Steele)
DE	B.J. Williams (second-team Phil Steele)
LB	Luke Laolagi (second-team Phil Steele)
RB	Atiyah Henderson (third-team Phil Steele)
WR	DeMarco Sampson (third-team Phil Steele)
OG	Ikaika Aken-Moleta (third-team Phil Steele)
DE	Jonathan Soto (third-team Phil Steele)
P	Brian Stahovich (third-team Phil Steele)
LB	Nick Sandford (fourth-team Phil Steele)
CB	Aaron Moore (fourth-team Phil Steele)
K	Lane Yoshida (fourth-team Phil Steele)

Preseason All-Mountain West Conference Honor Roll

Strongest Arm	Ryan Lindley (Lindy's)
Best Mascot	Monty Montezuma (The Sporting News)
Players to Watch	Ryan Lindley (USA Today Sports Weekly, 1 of 6 players)

"Hoke has the potential to triple last season's win total in his first season if his players improve. New coach Brady Hoke scored well with his coordinator hires, landing former New Mexico coach Rocky Long to run the defense and Al Borges to oversee the offense. Long is well-respected for his defensive strategies, and Borges has twice been a finalist for the Broyles Award, which goes to the nation's top assistant." - *Athlon Sports*

"San Diego State hired one of the hottest coaching candidates around this offseason, snagging Ball State's Brady Hoke after a 12-2 season. Things are going to be much different this fall at San Diego State, a program coming off a 2-10 season. There's a lot of talent at the offensive skill positions and San Diego State has a high number of returning starters. If Rocky Long can work his magic on defense, the MWC's long-sleeping giant may finally awaken." - *Lindys*

"Luckily for Hoke, San Diego State showed progress late last year when the team came up with its best effort of the season and beat UNLV 42-21 to squash the Rebels' postseason eligibility. Hoke will make sure there are no more steps backward. San Diego State will get off to a 2-1 start with wins over Southern Utah and Idaho after losing to UCLA." - *Sporting News College Football*

"Brady Hoke steps into a great situation. Their returning starters are the second most in the MWC and their let-termen lost were the fewest. The coaching staff has great knowledge of the MWC as they bring in defensive coordinator Rocky Long who was the head coach at New Mexico. While the Aztecs won only two games last year they actually make my Most Improved List this year meaning I think they will be bowl eligible in Hoke's first season." - *Phil Steele's College Football Preview*

"San Diego State has plenty of star power -- in its staff. New coach Brady Hoke brought in former Auburn aide Al Borges as offensive coordinator, former New Mexico coach Rocky Long as defensive coordinator and former Browns and Aztecs passer Brian Sipe as QB coach." - *Sports Illustrated*

ATHLON SPORTS

SDSU MWC Prediction: 8th
 SDSU National Ranking: No. 102

Mountain West Conference Rankings

Rk.	Team	National Rank
1.	Utah	21
2.	TCU	28
3.	Brigham Young	33
4.	Air Force	60
5.	Colorado State	70
6.	UNLV	84
7.	New Mexico	87
8.	San Diego State	102

9. Wyoming 105

SDSU Non-Conference Opponents

Team	National Rank
UCLA	51
Southern Utah	nr
Idaho	118
New Mexico State	117

LINDY'S

SDSU MWC Prediction: 6th
 SDSU National Ranking: No. 86

Mountain West Conference Rankings

Rk.	Team	National Rank
1.	TCU	14
2.	Utah	23
3.	Brigham Young	25
4.	Air Force	77
5.	UNLV	81
6.	San Diego State	86
7.	Colorado State	87
8.	Wyoming	98
9.	New Mexico	99

SDSU Non-Conference Opponents

Team	National Rank
UCLA	48
Southern Utah	nr
Idaho	117
New Mexico State	111

MWC MEDIA POLL

SDSU MWC Prediction: 8th

Mountain West Conference Rankings

Rk.	Team	National Rank
1.	TCU	
2.	Brigham Young	
3.	Utah	
4.	Air Force	
5.	UNLV	
6.	Colorado State	
7.	New Mexico	
8.	San Diego State	
9.	Wyoming	

PHIL STEELE'S CFP

SDSU MWC Prediction: 6th

Mountain West Conference Rankings

Rk.	Team	National Rank
1.	Brigham Young	22
2.	TCU	24
3.	Utah	19
4.	UNLV	
5.	Air Force	
6.	San Diego State	
	Colorado State	
8.	Wyoming	
9.	New Mexico	

SPORTS ILLUSTRATED

SDSU MWC Prediction: 8th
 SDSU National Ranking: No. 108

Mountain West Conference Rankings

Rk.	Team	National Rank
1.	TCU	17
	Utah	19
	Brigham Young	22
4.	UNLV	54
5.	Air Force	68
6.	Colorado State	77
7.	Wyoming	104
8.	San Diego State	108
9.	New Mexico	111

SDSU Non-Conference Opponents

Team	National Rank
UCLA	50
Southern Utah	nr
Idaho	117
New Mexico State	118

THE SPORTING NEWS

SDSU MWC Prediction: 8th

Mountain West Conference Rankings

Rk.	Team	National Rank
1.	Utah	
2.	Brigham Young	
3.	TCU	
4.	Air Force	
5.	Colorado State	
6.	UNLV	
7.	New Mexico	

8.	San Diego State
9.	Wyoming

USA TODAY SPORTS WEEKLY

SDSU MWC Prediction: 7th

Mountain West Conference Rankings

Rk.	Team	National Rank
1.	TCU	
2.	Utah	
3.	Brigham Young	
4.	Air Force	
5.	UNLV	
6.	Colorado State	
7.	San Diego State	
8.	Wyoming	
9.	New Mexico	

YAHOO! SPORTS/RIVALIS.COM

SDSU MWC Prediction: 9th
 SDSU National Ranking: No. 107

Mountain West Conference Rankings

Rk.	Team	National Rank
1.	TCU	21
2.	Utah	23
3.	Brigham Young	29
4.	Air Force	57
5.	Colorado State	74
6.	New Mexico	83
7.	Wyoming	100
8.	UNLV	97
9.	San Diego State	107

SDSU Non-Conference Opponents

Team	National Rank
UCLA	64
Southern Utah	nr
Idaho	119
New Mexico State	115

HEAD COACH

BRADY HOKE



Won a national championship as an assistant coach at Michigan in 1997

Delivered the Top 10 list on the Late Show with David Letterman on Dec. 8, 2008

Makes homemade pizza every Thursday night during the season, a tradition that dates back to his days as high school coach in Ohio

AT SAN DIEGO STATE:

- ▶ Became San Diego State's 17th head football coach on Dec. 16, 2008.
- ▶ Of the 22 new head coaches in 2009, he is the only one to receive multiple votes for Associated Press coach of the year in 2008.
- ▶ He is one of six current head coaches who also serves as a position coach.

AT BALL STATE:

- ▶ Guided Ball State to a 12-1 record and an appearance in the GMAC Bowl in 2008. The Cardinals were
- ▶ One of 10 finalists for the 2008 Liberty Mutual National Coach of the Year award.
- ▶ Was named Mid-American Coach of the Year in 2008 and American Football Coaches Association Football Subdivision Region 3 Coach of the Year.
- ▶ Served as head coach at Ball State University in Muncie, Ind., for the last six seasons, leading the Cardinals to a pair of bowl game appearances.
- ▶ In his sixth and final year as head coach of the Cardinals, Hoke guided Ball State to its best season in program history, recording a school-record 12 wins and completing an undefeated Mid-American Conference regular-season campaign with an 8-0 mark in 2008.
- ▶ Ball State made its' first-ever appearance in the national polls a year ago, ranking as high as 12th by the Associated Press and 13th in the *USA Today* Coaches poll.
- ▶ Hoke led the Cardinals to back-to-back bowl game appearances (2007-08), the first time the feat has happened in school history. The 2008 team, which also advanced to its first MAC championship contest, earned an invitation to the GMAC Bowl in Alabama in early January.
- ▶ Ball State won its 12 games by an average of 21 points and scored a school-record 476 points, including a program-best 62 touchdowns with Hoke at the helm.
- ▶ A year ago, the Cardinals were 11th in the nation in total offense, averaging just over 450 yards per contest. They were also fifth in sacks allowed (0.92), sixth in passing efficiency (164.4) and first in fewest penalties per game (2.77) through their first 13 games.
- ▶ In 2007, Ball State made its first bowl game appearance in 11 years, earning a bid to the International Bowl in Toronto as MAC co-west division champions. The Cardinals finished with a 7-6 overall record, including a 5-2 mark in conference action, and had four players earn first-team all-league accolades.

PLAYING EXPERIENCE:

- ▶ Hoke was a defensive standout for Ball State as a student-athlete, lettering four times from 1977-80, and serving as team captain as a senior.
- ▶ His junior campaign, Hoke posted 95 tackles and as a senior, he had a team-best 150 stops to rank sixth in the MAC and garner second-team all-league honors.
- ▶ As a sophomore, he ranked third on the team in tackles and helped the Cardinals to the 1978 MAC championship with an 8-0 record, the only other time Ball State finished a league campaign undefeated prior to 2008.
- ▶ Hoke earned his bachelor's degree in criminal justice from Ball State in 1982.

PERSONAL:

- ▶ Hoke is married to the former Laura Homberger and the couple has a daughter, Kelly. His brother, Jon, was an assistant coach at San Diego State from 1987-88 under Denny Stolz, and is currently the defensive backs coach with the Chicago Bears.

■ Brady Hoke Head Coaching Record

Year	Record	League	Finish	Home	Away	Neutral	Bowl Game
2003	Ball State	4-8	3-5	5th	3-3	1-5	0-0
2004	Ball State	2-9	2-6	6th	2-3	0-6	0-0
2005	Ball State	4-7	4-4	5th	1-3	3-4	0-0
2006	Ball State	5-7	5-3	T-3rd	2-4	3-3	0-0
2007	Ball State	7-6	5-2	T-1st	3-2	4-3	0-1 International Bowl, Rutgers (L, 30-52)
2008	Ball State	12-1	8-0	1st	6-0	6-0	0-1 GMAC Bowl (<i>Did not coach in bowl game.</i>)
2009	San Diego St.	3-4	1-2		2-1	1-3	0-0
Totals		37-42	28-22		19-16	18-24	0-2



BRADY HOKE SITUATIONAL RECORD

Overall	37-42
at San Diego State	3-4
at Ball State	34-38
Home	19-16
San Diego	2-1
Muncie, Ind.	17-15
Road	18-24
at San Diego State	1-3
Neutral	0-2
Scoring 41+ Points	12-0
Scoring 20+ Points	36-24
Allowing 20- Points	24-3
Conference Games	28-22
Home	14-11
MWC Games	1-2
Home	0-1
3-Point or Closer	5-3
7-Point or Closer	11-8



TOP 10 HIGHLIGHTS OF THE BALL STATE CARDINALS FOOTBALL SEASON

As delivered by Brady Hoke on the Dec. 8, 2008 edition of the Late Show with David Letterman.

10. Only team in college ball to use kangaroo as long snapper
9. I coached the second half of the Toledo game wearing only a head-set and underpants
8. When O.J. Simpson and some goons showed up and tried to steal our equipment
7. Our players met athletes from around the world when Muncie hosted this year's summer Olympics
6. Defeating the Detroit Lions
5. The loss to Buffalo because it taught us humility and resiliency... I'm kidding, it totally blew
4. The post-game locker room grabass
3. Beat Eastern Michigan, Central Michigan, Western Michigan, Southern Michigan, Southwestern Michigan and Mexican Michigan
2. None of our players shot themselves in the leg
1. The drunk 3 a.m. coaching tips from Letterman



NEW COACHES IN 2009

Gene Chizik, Auburn
 Rich Ellerson, Army
 Stan Parrish, Ball State
 Frank Spaziani, Boston College
 Dave Clawson, Bowling Green
 Dabo Swinney, Clemson
 Ron English, Eastern Michigan
 Paul Rhodes, Iowa State
 Bill Snyder, Kansas State
 Mike Haywood, Miami (Ohio)
 Dan Mullen, Mississippi State
 *Mike Locksley, New Mexico
 *DeWayne Walker, New Mexico St.
 Chip Kelly, Oregon
 Danny Hope, Purdue
Brady Hoke, San Diego State
 Doug Marrone, Syracuse
 Lane Kiffin, Tennessee
 Tim Beckman, Toledo
 Gary Andersen, Utah State
 Steve Sarkisian, Washington
 *Dave Christensen, Wyoming
 * - indicates SDSU 2009 opponent.

HEAD COACHES WHO ALSO COACH A POSITION

Stan Parrish, Ball State QB
 Dan Hawkins, Colorado WR
 Doug Martin, Kent State QB
 Chris Ault, Nevada QB
Brady Hoke, San Diego State DL
 Gary Andersen, Utah State DT

2008 ASSOCIATED PRESS COACH OF THE YEAR RESULTS

Name, Current School

1. Nick Saban, Alabama
2. Mike Leach, Texas Tech
3. Kyle Whittingham, Utah
4. Paul Johnson, Georgia Tech
5. Joe Paterno, Penn State
6. **Brady Hoke, San Diego State**

2008 AFCA REGIONAL COACH OF THE YEAR

Name, Current School

Brady Hoke, San Diego State
 Brian Kelly, Cincinnati
 Mike Leach, Texas Tech
 Houston Nutt, Mississippi
 Mike Riley, Oregon State

> THE AZTEC COACHING STAFF



Brady Hoke

FIELD

Head Coach, 1st Year (Ball State '82)

- ▶ One of 10 finalists for the 2008 Liberty Mutual National Coach of the Year award in his final year at Ball State.
- ▶ Ball State made its' first-ever appearance in the national polls a year ago, ranking as high as 12th by the Associated Press and 13th in the USA Today Coaches poll.
- ▶ Was a defensive standout for Ball State as a student-athlete, lettering four times from '77-80, and serving as team captain as a senior.



Al Borges

FIELD

Off. Coordinator, 1st Year (Chico St. '81)

- ▶ Al Borges has 22 years of service as an offensive coordinator at the NCAA level.
- ▶ Borges helped Auburn compile a four-year record of 41-9 and post a 2-1 record in bowl games. He was tabbed the Offensive Coordinator of the Year by Rivals.com in 2005.
- ▶ While at UCLA from 1996-2000, Borges was twice a finalist for the Frank Boyles Assistant Coach of the Year award.



Rocky Long

FIELD

Def. Coordinator, 1st Year (New Mexico '74)

- ▶ Came to SDSU in December of 2008, after serving as head coach at New Mexico for the last 11 years.
- ▶ Amassed the most victories of any Mountain West Conference head coach in the league's history. Was tabbed the league's coach of the year in 2002.
- ▶ While at New Mexico, he coached 12 players selected in the NFL Draft, 10 players who earned All-America honors since 2001 and had a MWC-high 34 first-team all-conference selections since 2003.



Jeff Hecklinski

FIELD

Asst. HC/RBs, 1st Year (W. Illinois '97)

- ▶ The Western Illinois graduate joined Aztec head coach Brady Hoke at Ball State in 2004 as the team's receivers coach, before taking on added duties with recruiting in 2008.
- ▶ Before moving to Ball State, was the quarterbacks coach and passing game coordinator at Arizona in 2003.
- ▶ Standout quarterback at Western Illinois, throwing for over 5,980 yards to rank second in the school's career record book.



Dan Ferrigno

FIELD

TEs/Special Teams, 1st Year (SF St. '77)

- ▶ Has spent 22 seasons as an assistant coach in the Pac-10 Conference at Cal, Oregon, Oregon State and USC.
- ▶ Most recently, returned to Cal for his third stint in Berkeley to coach the Golden Bear wide receivers in '06-07.
- ▶ Was on staff with Brady Hoke and Rocky Long at Oregon State. Spent nine seasons with the Beavers, tutoring the running backs, defensive backs, linebackers and special teams.



Darrell Funk

FIELD

Offensive Line, 1st Year (CSU '88, Illinois '90)

- ▶ A graduate of CSU and former assistant at his alma mater from '03-07, will coach the Aztecs' offensive line after spending last year as Ball State's offensive line coach.
- ▶ The Fort Collins, Colo., native spent five seasons at CSU under head coach Sonny Lubick.
- ▶ Three-year starter at CSU from '83-86, playing on both the offensive and defensive line and at tight end.



LeCharls McDaniel

FIELD

Wide Receivers, 9th Year (Cal Poly '81)

- ▶ In his third stint at SDSU, having coached the wide receivers (2002 and 2006), running backs (2005) and secondary/special teams ('94-96).
- ▶ Has also coached at Oregon State (STs/TEs), Cal (STs), Washington Redskins (STs), Phoenix Cardinals (WRs), Cal Poly (Sec/STs), San Diego Chargers (Asst. STs) and Hartnell College (Sec).
- ▶ Honorable mention All-American as a senior cornerback in 1980.



Brian Sipe

BOX

Quarterbacks, 1st Year (San Diego State)

- ▶ Played for legendary SDSU coach Don Coryell and was the Aztecs' leading passer in '70 and '71. In '70, he directed SDSU to a 9-2 record as the Aztecs spent eight weeks ranked among the nation's top 20.
- ▶ As a junior, he was an honorable mention All-American by the AP after throwing for 2,618 yards and 23 TDs.
- ▶ In 1980, he earned league MVP honors and was named first-team all-pro, leading the Browns to an 11-5 record.



Mark Smith

BOX

LBs, 1st Year (Purdue '79, Bowling Green '83)

- ▶ Spent the last six seasons as Brady Hoke's defensive coordinator and linebackers coach at Ball State.
- ▶ Has been a defensive coordinator on the collegiate level for 10 years overall.
- ▶ Before moving to Muncie, Smith was an assistant coach at Indiana State for 15 years, including the last two as defensive coordinator of the Sycamores, where he helped tutor six All-Americans including NFL Draft pick Dan Brandenburg.



Tony White

BOX

Cornerbacks, 1st Year (UCLA '02)

- ▶ He comes to San Diego State after spending 2008 alongside current Aztec defensive coordinator Rocky Long at New Mexico. White was in charge of the Lobos' linebackers.
- ▶ Last season, White coached two honorable mention all-conference linebackers in Zach Arnett and Herbert Felder.
- ▶ Was a three-year starter and four-year letterman at outside linebacker for UCLA from 1997-2000.

OFFENSIVE DEPTH CHART

						SGP	GSCGP	GS
WIDE RECEIVER (X)								
80	Vincent Brown	6-0	180	Jr.-2L	Rancho Cucamonga, Calif.	7	7	31 27
3	Mekell Wesley	5-10	180	Sr.-3L	Chandler, Ariz.	4	0	34 8
LEFT TACKLE (LT)								
74	Mike Matamua	6-4	290	So.-SQ	Kapolei, Hawaii	7	7	7 7
60	Tommie Draheim	6-4	290	So.-SQ	Lakeside, Calif.	4	3	4 3
LEFT GUARD (LG)								
69	Erik Quinones	6-3	290	Fr.-RS	Canyon Lake, Calif.	2	1	2 1
53	Emilio Rivera	6-4	295	So.-1L	Sylmar, Calif.	5	0	17 2
CENTER (C)								
50	Trask Iosefa	6-0	290	Jr.-2L	Ewa Beach, Hawaii	7	7	31 31
77	Damian Shankle	6-2	295	Sr.-SQ	Laguna Niguel, Calif.	0	0	5 0
RIGHT GUARD (RG)								
68	Nik Embernate	6-4	290	Fr.-HS	Yucaipa, Calif.	3	3	3 3
67	Ikaika Aken-Moleta	6-2	295	Sr.-1L	Kapolei, Hawaii	5	4	21 16
RIGHT TACKLE (RT)								
62	Peter Nelson	6-5	295	Sr.-2L	St. Charles, Ill.	7	7	32 21
60	Tommie Draheim	6-4	290	So.-SQ	Lakeside, Calif.	4	3	4 3
TIGHT END (Y)								
7	Alston Umuolo	6-4	245	Jr.-2L	Phoenix, Ariz.	7	6	28 8
85	D.J. Shields	6-4	240	Fr.-RS	Bonita, Calif.	7	1	7 1
WIDE RECEIVER (Z)								
1	DeMarco Sampson	6-2	210	Sr.-2L	Chula Vista, Calif.	7	7	30 7
18	Roberto Wallace	6-4	225	Sr.-2L	Oceanside, Calif.	7	2	27 12
QUARTERBACK (QB)								
14	Ryan Lindley	6-3	205	So.-1L	Alpine, Calif.	7	7	18 18
9	Drew Westling	6-2	210	Sr.-1L	Mission Viejo, Calif.	1	0	5 1
FULLBACK (FB)/TIGHT END (U)								
27	Willie Watters	6-2	225	Sr.-SQ	Englewood, Colo.	3	2	4 2
85	D.J. Shields	6-4	240	Fr.-RS	Bonita, Calif.	7	1	7 1
HALFBACK (HB)								
31	Walter Kazee	5-9	175	Fr.-HS	San Bernardino, Calif.	6	3	6 3
23	Brandon Sullivan	5-10	215	Jr.-2L	Poway, Calif.	5	1	24 8
32	Anthony Miller	6-0	220	Fr.-HS	Dallas, Texas	4	2	4 2
LEFT END (LDE)								
90	B.J. Williams	6-3	240	Jr.-2L	Aurora, Colo.	7	7	30 26
40	Zachary Shapiro	6-2	230	Sr.-1L	Claremont, Calif.	7	0	14 0
TACKLE (DT)								
99	Ernie Lawson	6-3	270	Jr.-2L	Vallejo, Calif.	7	7	25 12
94	Jerome Long	6-5	265	So.-1L	Los Osos, Calif.	7	0	18 7
RIGHT END (RDE)								
47	Jacob Tauanuu	6-1	240	Jr.-RS	San Diego, Calif.	7	6	7 6
56	Jonathan Soto	6-3	260	Sr.-3L	West Covina, Calif.	6	1	40 21
LINEBACKER (LB)								
34	Jerry Milling	5-10	215	Sr.-1L	Palmdale, Calif.	7	7	25 9
31	Logan Ketchum	6-3	215	So.-SQ	Oak Park, Calif.	7	1	12 1
MIKE LINEBACKER (MLB)								
35	Luke Laolagi	6-1	225	Sr.-3L	Reseda, Calif.	7	7	41 31
52	Marcus Yarbrough	6-2	235	Jr.-2L	San Diego, Calif.	7	0	28 1
LINEBACKER (LB)								
9	Miles Burris	6-2	235	So.-1L	Granite Bay, Calif.	7	7	19 7
22	Andrew Preston	6-1	215	Jr.-2L	Centennial, Colo.	7	0	30 20
LEFT CORNERBACK (LCB)								
15	Jose Perez	6-1	180	Jr.-1L	Oceanside, Calif.	7	6	17 8
20	Leon McFadden	5-10	165	Fr.-HS	Bellflower, Calif.	7	6	7 6
WARRIOR (W)								
5	Dey Juan Hemmings	5-11	190	Jr.-2L	San Bernardino, Calif.	7	7	31 7
24	Kwincy Edwards	5-11	175	Sr.-1L	Palmdale, Calif.	6	2	15 2
AZTEC (A)								
42	Nick Sandford	6-2	210	Sr.-3L	Orange, Calif.	7	6	34 13
11	Martrell Fantroy	6-1	215	Jr.-1L	Las Vegas, Nev.	6	0	18 0
WARRIOR (W)								
13	Brandon Davis	6-2	185	So.-1L	Oakland, Calif.	6	5	17 5
32	Vince Camarda	6-2	195	So.-SQ	San Diego, Calif.	7	0	7 0
RIGHT CORNERBACK (RCB)								
2	Davion Mauldin	5-10	165	Sr.-1L	Compton, Calif.	4	2	13 3
17	Josh Wade	6-0	180	Fr.-RS	San Diego, Calif.	7	0	7 0

SPECIALISTS

PLACEKICKER (PK)			
88	Lane Yoshida	5-10	190 Sr.-1L
KICKOFFS (KO)			
88	Lane Yoshida	5-10	190 Sr.-1L
PUNTER (P)			
14	Brian Stahovich	6-0	175 So.-1L
KICKOFF RETURN (KOR)			
2	Davion Mauldin	5-10	165 Sr.-1L
30	Davon Brown	5-9	180 Jr.-2L
PUNT RETURN (PR)			
2	Preston King	5-10	175 Fr.-HS
3	Mekell Wesley	5-10	180 Sr.-3L
LONG SNAPPER (LS)			
58	Aaron Brewer	6-5	215 So.-1L
HOLDER (H)			
17	Doug Deakin	6-0	180 Jr.-SQ

COACHING STAFF

Brady Hoke, head coach	Field
Al Borges, offensive coordinator	Field
Rocky Long, defensive coordinator	Field
Jeff Hecklinski, asst. HC/RBs/RC	Field
Dan Ferrigno, tight ends/special teams	Field
Darrell Funk, offensive line	Field
LeCharles McDaniel, wide receivers	Field
Brian Sipe, quarterbacks	Box
Mark Smith, linebackers	Box
Tony White, cornerbacks	Box
Chase Thurston, defense GA	Field
Brad Wilson, offense GA	Box

Pronunciation Guide

Ikaika Aken-Moleta	ee-KYE-kuh A-kin MOW-let-uh
J.J. Autele	all-tell-EE
Nat Berhe	nat bur-HEY
Davon Brown	duh-VAUGHN
Vincent Camarda	cuh-MARD-uh
Doug Deakin	DEE-kin
Tony DeMartinis	dee-mar-TEE-niss
Tommie Draheim	DRAY-hime
Martrell Fantroy	MAR-trell fant-ROY
Chris Gordert	GORE-dert
Leo Grassilli	gruh-SILL-ee
Andy/Robert Gregorio	greh-gore-EE-o
Atiyah Henderson	uh-TEE-uh
Trask Iosefa	ee-o-SEF-uh
Matthew Kawulok	kuh-WALL-uk
Walter Kazee	KAY-zee
Luke Laolagi	Lao (Like now)-long-EE
Mike Matamua	mah-tah-MOO-uh
Davion Mauldin	dave-EE-on
Eron Moses	Aaron
Erik Quinones	KEEN-own-is
Tom Rische	rish-EE
DeMarco Sampson	duh-mark-O
Brian Stahovich	stuh-HOV-itch
Khalid Stevens	kuh-LEAD
Jacob Tauanuu	TAU-ah-new-OOH
Nick Tenhaeff	tin-OFF
Alston Umuolo	ALL-stun OO-MOO-o-low
Mekell Wesley	MUH-kell
Marcus Yarbrough	yar-BRO

> SDSU SITUATIONAL RECORD

	<u>2003</u>	<u>2004</u>	<u>2005</u>	<u>2006</u>	<u>2007</u>	<u>2008</u>	<u>2009</u>
OVERALL	6-6	4-7	5-7	3-9	4-8	2-10	3-4
SCORING - first to score	6-4	4-2	5-4	3-2	3-3	1-3	1-1
LEADING - after one quarter	5-2	2-0	3-1	1-3	3-1	1-1	1-1
LEADING - at halftime	5-1	3-2	4-1	3-2	3-1	2-2	2-0
LEADING - after three quarters	6-0	4-0	4-1	3-1	2-1	2-1	2-0
OFFENSE							
SCORING - 30 or more points	2-1	2-0	4-1	0-0	3-1	2-1	3-0
SCORING - 24 or more points	4-1	3-1	5-3	0-2	3-2	2-2	3-1
TOTAL OFFENSE - 500-plus yards	1-0	1-0	2-1	0-0	1-1	1-0	1-0
TOTAL OFFENSE - 400-plus yards	1-0	3-2	3-3	0-1	1-2	2-0	2-0
TOTAL OFFENSE - rush and pass for 200-plus yards	1-0	2-0	3-0	0-0	0-0	0-0	0-0
PASSING - 300-plus yards	0-2	0-0	1-1	0-1	1-3	2-2	1-1
PASSING - 200-plus yards	3-4	3-6	3-4	0-3	3-5	2-4	2-4
RUSHING - 200-plus yards	2-0	2-0	3-0	0-1	0-0	0-1	0-0
FIRST DOWNS - 20-plus	3-3	3-4	3-4	0-3	1-3	2-2	2-1
3RD DOWN CONVERSION - 50 percent or better	2-0	0-0	2-2	0-1	1-1	1-1	2-1
TURNOVERS - two or fewer	6-2	2-3	5-2	1-4	3-7	2-6	3-2
FIELD POSITION - 30 or better	5-2	3-3	1-3	1-1	1-3	2-2	2-0
FIELD POSITION - 25 or better	5-4	4-5	5-4	0-5	3-8	2-6	3-3
PLAY CALL - 50 percent or more rushing	6-0	3-0	5-3	2-5	1-1	0-1	2-0
DEFENSE							
SCORING - allow 24 points or less	6-3	3-4	5-2	3-2	3-2	2-1	2-0
SCORING - allow 17 points or less	6-2	2-0	2-1	3-2	1-0	1-0	1-0
TOTAL OFFENSE - opponent has 300 yards or less	6-1	1-3	1-1	2-2	1-0	0-0	2-1
PASSING - opponent has 150 yards or less	5-2	1-2	1-2	1-4	0-1	0-2	1-1
RUSHING - opponent has 100 yards or less	2-1	3-2	2-0	1-1	2-0	1-0	1-0
FIRST DOWNS - opponent has 15 or less	3-3	0-2	2-1	0-4	0-0	0-0	1-1
3RD DOWN CONVERSION - opponent 33 percent or less	3-4	2-2	3-1	0-2	2-2	0-2	2-0
TURNOVERS - opponent has three or more	2-2	3-1	3-2	0-1	1-1	2-1	2-1
FIELD POSITION - opponent 25 or less	2-1	1-0	1-0	0-0	1-2	0-2	0-0
FIELD POSITION - opponent 20 or less	0-0	0-0	0-0	0-0	0-0	0-0	0-0
DEFENSIVE SCORE - defense scores points	2-1	1-2	2-1	0-0	1-1	1-1	2-0
COMPARISON							
RUSHING YARDS - SDSU has more	5-1	3-1	4-0	1-3	2-1	1-2	2-0
RETURN YARDS - SDSU has more	1-1	1-4	0-2	0-1	2-3	1-7	0-1
TURNOVER - SDSU commits fewer	4-1	3-1	4-1	1-1	3-1	2-1	3-0
TIME OF POSSESSION - advantage	3-3	3-1	3-1	0-4	1-2	1-0	2-0
FIRST DOWNS and POSSESSION TIME - SDSU advantage	3-2	2-1	2-1	0-2	1-0	1-0	2-0
AVERAGE FIELD POSITION - SDSU advantage	4-0	3-1	2-2	1-0	1-4	1-3	2-0
AVG. FIELD POSITION and TURNOVERS - SDSU advantage	4-0	2-1	1-0	0-0	1-1	1-0	2-0
SPECIAL TEAMS SCORE - SDSU scores off special teams	0-0	0-0	0-1	1-1	1-0	0-1	1-1
INDIVIDUAL							
RUSHER - 100-yard	5-1	3-2	3-1	1-1	0-0	1-1	2-0
PASSER - 300-yard	0-1	0-0	0-1	0-0	1-2	2-2	1-0
RECEIVER - 100-yard	1-1	1-3	3-1	0-1	2-3	2-0	2-4
RUSHER 100-yard and PASSER 300-yard	0-0	0-0	1-1	0-0	0-1	1-0	0-0

> THE LAST TIME SDSU...

Team

RUSHING

Had 400 or more yards	.430, vs. Pacific, W - 55-34, Nov. 14, 1991
Had 300 or more yards	.356, vs. Eastern Illinois, W - 40-7, Oct. 6, 2001
Had 70 or more attempts	.71, vs. Texas-El Paso, W - 42-20, Nov. 17, 1979
Had 60 or more attempts	.67, at Texas-El Paso, W - 28-7, Nov. 15, 1980
Had 50 or more attempts	.55, vs. Brigham Young, W - 31-10, Oct. 1, 2005
Had seven or more rushing TDs	.7, vs. Pacific, W - 55-34, Sept. 14, 1991
Had six or more rushing TDs	.6, at Hawai'i, W - 47-21, Oct. 5, 1991
Had five or more rushing TDs	.5, at New Mexico, W - 48-42, Oct. 19, 1996
Had four or more rushing TDs	.4, vs. Brigham Young, W - 31-10, Oct. 1, 2005

PASSING

Had 500 or more yards	.507, at Hawai'i, L - 40-41, Dec. 7, 2002
Had 400 or more yards	.459, at Colorado State, W - 42-28, Oct. 24, 2009
Had 300 or more yards	.459, at Colorado State, W - 42-28, Oct. 24, 2009
Had 50 or more pass attempts	.50, vs. UNLV, W - 42-21, Nov. 22, 2008
Had 40 or more pass attempts	.43, at Colorado State, W - 42-28, Oct. 24, 2009
Had 30 or more pass attempts	.43, at Colorado State, W - 42-28, Oct. 24, 2009
Had 30 or more completions	.35, vs. UNLV, W - 42-21, Nov. 22, 2008
Had 25 or more completions	.29, at Colorado State, W - 42-28, Oct. 24, 2009
Had 20 or more completions	.29, at Colorado State, W - 42-28, Oct. 24, 2009
Had six touchdowns passing	.6, at Colorado State, W - 42-28, Oct. 24, 2009
Had five touchdowns passing	.6, at Colorado State, W - 42-28, Oct. 24, 2009
Had four touchdowns passing	.6, at Colorado State, W - 42-28, Oct. 24, 2009
Had three touchdowns passing	.6, at Colorado State, W - 42-28, Oct. 24, 2009

TOTAL OFFENSE

Had 600 or more yards of total offense	.603, vs. Idaho, W - 45-17, Sept. 27, 2008
Had 500 or more yards of total offense	.531, at Colorado State, W - 42-28, Oct. 24, 2009
Had 400 or more yards of total offense	.531, at Colorado State, W - 42-28, Oct. 24, 2009
Had 85 or more offensive plays	.88, at Hawai'i, L - 38-49, Dec. 3, 2005
Had 75 or more offensive plays	.75, at Colorado State, W - 42-28, Oct. 24, 2009

SCORING

Scored 60 or more points	.66, vs. Utah, W - 66-14, Nov. 3, 1990
Scored 50 or more points	.52, vs. Portland State, W - 52-17, Sept. 22, 2007
Scored 40 or more points	.42, at Colorado State, W - 42-28, Oct. 24, 2009
Scored 30 or more points	.42, at Colorado State, W - 42-28, Oct. 24, 2009

VARIOUS

Was not penalized	.0, at San Jose State, T - 27-27, Nov. 3, 1973
Did not commit a turnover	.0, at Colorado State, W - 42-28, Oct. 24, 2009
Had 30 or more first downs	.31, at Hawai'i, L - 38-49, Dec. 3, 2005
Had 25 or more first downs	.25, at Colorado State, W - 42-28, Oct. 24, 2009
Had 20 or more first downs	.25, at Colorado State, W - 42-28, Oct. 24, 2009
Had 35 minutes of possession time	.35:18, at Colorado State, W - 42-28, Oct. 24, 2009

DEFENSE

Held opponent to 50 or fewer rushing yards	.33, vs. UNLV, W - 42-21, Nov. 22, 2008
Held opponent to 100 or fewer passing yards	.51, at Air Force, L - 14-26, Sept. 26, 2009
Held opponent to 300 or fewer total yards	.234, vs. New Mexico State, W - 34-17, Oct. 3, 2009
Held opponent to 200 or fewer total yards	.196, vs. Colorado State, L - 17-21, Oct. 16, 2004
Recorded six or more takeaways	.6, at Texas-El Paso, W - 34-0, Sept. 13, 2003
Recorded five or more takeaways	.6, at Texas-El Paso, W - 34-0, Sept. 13, 2003
Intercepted five or more passes	.6, vs. Wyoming, W - 38-16, Nov. 17, 2001
Intercepted four or more passes	.4, vs. UTEP, L, 27-34, Aug. 31, 2006
Intercepted three or more passes	.3, vs. Southern Utah, W - 35-19, Sept. 12, 2009
Recovered four fumbles	.4, at UCLA, L - 10-20, Sept. 27, 2003
Recovered three fumbles	.3, at Hawai'i, L - 38-49, Dec. 3, 2005
Scored a safety	.0, at Air Force, L - 14-26, Sept. 26, 2009
Scored a touchdown	.0, vs. New Mexico State, W - 34-17, Oct. 3, 2009
Recorded 10 tackles for loss	.12.0, at UCLA, L - 14-33, Sept. 5, 2009
Recorded five sacks	.6, vs. Colorado State, L - 17-21, Oct. 16, 2004

> THE LAST TIME SDSU... (CONT.)

Individual

RUSHING

Had 300 or more yards	.300, by Marshall Faulk vs. Hawai'i, W - 52-28, Nov. 14, 1992
Had 200 or more yards	.218, by Lynell Hamilton vs. Wyoming, W - 25-20, Oct. 25, 2003
Had 175 or more yards	.177, by Atiyah Henderson vs. Colorado State, L - 34-38, Oct. 25, 2008
Had 150 or more yards	.177, by Atiyah Henderson vs. Colorado State, L - 34-38, Oct. 25, 2008
Had 125 or more yards	.177, by Atiyah Henderson vs. Colorado State, L - 34-38, Oct. 25, 2008
Had 100 or more yards	.101, by Walter Kazee vs. New Mexico State, W - 34-17, Oct. 3, 2009
Carried 40 or more times	.40, by Lynell Hamilton vs. Wyoming, W - 25-20, Oct. 25, 2003
Carried 35 or more times	.40, by Lynell Hamilton vs. Wyoming, W - 25-20, Oct. 25, 2003
Carried 30 or more times	.30, by Lynell Hamilton vs. Brigham Young, W - 31-10, Oct. 1, 2005
Carried 25 or more times	.25, by Atiyah Henderson vs. Colorado State, L - 34-38, Oct. 25, 2008
Rushed for four or more touchdowns	.4, by Larry Ned vs. Wyoming, W - 38-16, Nov. 17, 2001
Rushed for three or more touchdowns	.3, by Kevin O'Connell at Colorado State, W - 24-20, Oct. 6, 2007
Rushed for two or more touchdowns	.2, by Atiyah Henderson vs. Colorado State, L - 34-38, Oct. 25, 2008
Had a run of 80 yards or more	.92, by Chris Hardy vs. Texas-El Paso, W 34-6, Nov. 16, 1985
Had a run of 70 yards or more	.72, by Atiyah Henderson vs. Colorado State, L - 34-38, Oct. 25, 2008
Had a run of 60 yards or more	.72, by Atiyah Henderson vs. Colorado State, L - 34-38, Oct. 25, 2008
Had a run of 50 yards or more	.72, by Atiyah Henderson vs. Colorado State, L - 34-38, Oct. 25, 2008

PASSING

Had 500 or more yards	.506, Adam Hall at Idaho, L, 38-48, Sept. 21, 2002
Had 400 or more yards	.459, Ryan Lindley at Colorado State, W - 42-28, Oct. 24, 2009
Had 300 or more yards	.459, Ryan Lindley at Colorado State, W - 42-28, Oct. 24, 2009
Attempted 50 or more passes	.50, Ryan Lindley vs. UNLV, W - 42-21, Nov. 22, 2008
Attempted 40 or more passes	.43, Ryan Lindley at Colorado State, W - 42-28, Oct. 24, 2009
Attempted 30 or more passes	.43, Ryan Lindley at Colorado State, W - 42-28, Oct. 24, 2009
Completed 40 or more passes	.40, Todd Santos vs. Stanford, L 40-44, Oct. 17, 1987
Completed 35 or more passes	.35, Ryan Lindley vs. UNLV, W - 42-21, Nov. 22, 2008
Completed 30 or more passes	.35, Ryan Lindley vs. UNLV, W - 42-21, Nov. 22, 2008
Threw six touchdown passes	.6, Ryan Lindley at Colorado State, W - 42-28, Oct. 24, 2009
Threw five touchdown passes	.6, Ryan Lindley at Colorado State, W - 42-28, Oct. 24, 2009
Threw four touchdown passes	.6, Ryan Lindley at Colorado State, W - 42-28, Oct. 24, 2009
Threw three touchdown passes	.6, Ryan Lindley at Colorado State, W - 42-28, Oct. 24, 2009
Completed a pass of 80 yards or more	.97, Chaz Schilens from Kevin O'Connell vs. TCU, L - 33-45, Nov. 24, 2007
Completed a pass of 70 yards or more	.78, Vincent Brown from Ryan Lindley at UCLA, L - 14-33, Sept. 5, 2009
Completed a pass of 60 yards or more	.60, Alston Umuolo from Ryan Lindley at Colorado State, W - 42-28, Oct. 24, 2009
Completed a pass of 50 yards or more	.60, Alston Umuolo from Ryan Lindley at Colorado State, W - 42-28, Oct. 24, 2009

RECEIVING

Caught 15 or more passes	.15, DeMarco Sampson at Colorado State, W - 42-28, Oct. 24, 2009
Caught 10 or more passes	.15, DeMarco Sampson at Colorado State, W - 42-28, Oct. 24, 2009
Had 200 or more yards receiving	.257, DeMarco Sampson at Colorado State, W - 42-28, Oct. 24, 2009
Had 175 or more yards receiving	.257, DeMarco Sampson at Colorado State, W - 42-28, Oct. 24, 2009
Had 150 or more yards receiving	.257, DeMarco Sampson at Colorado State, W - 42-28, Oct. 24, 2009
Had 100 or more yards receiving	.257, DeMarco Sampson at Colorado State, W - 42-28, Oct. 24, 2009
Had two 100-yard receivers	.183, Vincent Brown and 109, Mekell Wesley vs. Idaho, W - 45-17, Sept. 27, 2008
Caught three or more TDs	.3, DeMarco Sampson at Colorado State, W - 42-28, Oct. 24, 2009; Vincent Brown vs. Idaho, W - 45-17, Sept. 27, 2008
Caught two or more TDs	.3, DeMarco Sampson at Colorado State, W - 42-28, Oct. 24, 2009

TOTAL OFFENSE

Had 500 or more yards total offense	.506, Adam Hall, at Idaho, Sept. 21, 2002
Had 400 or more yards total offense	.450, Ryan Lindley at Colorado State, W - 42-28, Oct. 24, 2009
Had 100 yards both passing and rushing	.229 (passing), 101 (rushing), Kevin O'Connell at Brigham Young, L, 16-49, Nov. 6, 2004

SCORING

Accounted for four or more TDs	.6, Ryan Lindley at Colorado State, W - 42-28, Oct. 24, 2009
Accounted for three or more TDs	.6, Ryan Lindley at Colorado State, W - 42-28, Oct. 24, 2009

DEFENSE

Intercepted two or more passes	.2, Donny Baker vs. UTEP, L - 27-34, Aug. 31, 2006
Recovered three or more fumbles	.Never
Recovered two or more fumbles	.2, Kirk Morrison at New Mexico, Nov. 9, 2002
Returned a fumble for a touchdown	.1, Dey Juan Hemmings vs. New Mexico State, W - 34-17, Oct. 3, 2009
Recorded 15 or more tackles	.21, Corey Boudreaux and 18, Andrew Preston, vs. Air Force, L- 10-35, Oct. 11, 2008

> THE LAST TIME SDSU...

SPECIAL TEAMS

Scored 15 or more points kicking	.16, Tommy Kirovski at Hawaii, L - 40-41, Dec. 7, 2002
Scored 10 or more points kicking	.10, Lane Yoshida vs. Colorado State, L - 34-38, Oct. 25, 2008
Kicked five or more field goals	Never
Kicked four or more field goals	.4, J.C. Mejia vs. Wyoming, W - 25-20, Oct. 25, 2003
Kicked two field goals of 50 or more yards	.51 and 50, Chris O'Brien vs. New Mexico, Nov. 17, 1984
Kicked one field goal of more than 50 yards	.51, J.C. Mejia at Colorado St., L - 6-21, Nov. 15, 2003
Kicked a 50-yard field goal	.50, Garrett Palmer at Arizona State, L - 13-34, Sept. 15, 2007
Kicked a punt 70 or more yards	.75, Michael Hughes vs. Wyoming, W - 27-24, Nov. 3, 2007
Kicked a punt 60 or more yards	.65, Brian Stahohvich at San Jose State, L - 10-35, Sept. 13, 2008
Punted nine or more times	.10, Brian Stahohvich at TCU, L - 7-41, Oct. 4, 2008
Totaled 100 or more kick return yards	.160, Davion Mauldin vs. BYU, L - 28-38, Oct. 17, 2009
Totaled 100 or more punt return yards	.107, Kyle Conerly vs. UNLV, W, 31-21, Oct. 26, 2002

GAME 1

Sept. 5 • The Rose Bowl (55,761)
at UCLA

PASADENA, Calif. – The San Diego State football team scored on its first two possessions, but was unable to find the end zone the rest of the way, as the Aztecs dropped a 33-14 decision to host UCLA at the Rose Bowl in Brady Hoke's first game as head coach.

SDSU got on the board quickly, putting together an impressive 14-play, 69-yard drive that ended with a four-yard touchdown pass from Ryan Lindley to full back/tight end Matthew Kawulok to put the visitors ahead 7-0.

After UCLA responded with a 49-yard Kai Forbath field goal, the Aztecs once again found the end zone as Lindley unloaded a career-long 78-yard touchdown strike to Vincent Brown on a third-down play from his own 22-yard line.

San Diego State did not have much time to celebrate, as Bruin Terrence Austin returned the ensuing kickoff 47 yards to the Aztec 12-yard line. UCLA scored on the very next play to cut its deficit to 14-10.

Following a punt by both sides, the Aztecs tried a flea-flicker on their first offensive play of the second quarter, but Lindley's throw was intercepted by Rahim Moore at the UCLA 43-yard line and returned all the way to the SDSU 35.

The Aztecs defense held strong, however, as defensive end B.J. Williams recovered a Kevin Prince fumble at the SDSU 11-yard line.

The Bruins would once again take advantage of good field position, finally taking the lead at 16-14 on a 29-yard touchdown run by Derrick Coleman with 5:33 remaining until halftime. UCLA tacked on another TD before heading into the locker room up, 23-14.

After the break, the Aztec offense struggled to find its rhythm, as the team was forced to punt on its first three drives of the second half.

Now trailing 26-14 following another UCLA field goal, SDSU looked to be in good shape for a breakthrough, as senior linebacker Luke Laolagi intercepted a Prince pass and returned it to the Bruin 23-yard line.

After a five-yard gain on first down and two consecutive incomplete passes, Hoke sent on the Aztec field-goal unit for a 35-yard try, but the kick was blocked and UCLA Alterraun Verner scooped up the loose ball and rumbled 70 yards for the touchdown and the 33-14 advantage.

Neither team was stellar in the final quarter, combining for three interceptions, as UCLA won its 21st game in the two schools' 22 all-time meetings.

Aztec wideout Vincent Brown caught five passes for 139 yards and a touchdown to become the 24th player in school history to reach the 1,000-yard mark in career receiving yards. Lindley completed 18 of his 45 pass attempts for 238 yards and two TDs, but also threw three interceptions, including on each of the team's final possessions of the game.

Defensively, the Aztecs broke in their new 3-3-5 scheme by holding the Bruins to 359 yards of total offense with five UCLA drives starting in SDSU territory.

Prince completed 18 of his 29 passes for 176 yards and a TD, while wideout Taylor Embree had six catches for 97 yards to lead the Bruins.

	1	2	3	4	Total
San Diego State	14	0	0	0	- 14
UCLA	10	13	10	0	- 33

SD – Kawulok 4-yd pass from Lindley (Yoshida kick) – 14 plays, 69 yards, 5:27 (9:28, 1st)
 UCLA – Forbath 49-yd FG – 9 plays, 49 yards, 4:45 (4:43, 1st)
 SD – Brown 78-yd pass from Lindley (Yoshida kick) – 3 plays, 78 yards, 1:39 (3:00, 1st)
 UCLA – Franklin 12-yd run (Forbath kick) – 1 plays, 12 yards, 0:05 (2:44, 1st)
 UCLA – Coleman 29-yd run (Forbath kick) – 2 plays, 41 yards, 0:37 (5:33, 2nd)
 UCLA – Austin 6-yd pass from Prince (Forbath kick) – 6 plays, 80 yards, 3:22 (1:42, 2nd)
 UCLA – Forbath 50-yd FG – 5 plays, 8 yards, 2:02 (4:27, 3rd)
 UCLA – Verner 70-yd blocked FG return (Forbath kick) (0:37, 3rd)

INDIVIDUAL STATS

Rushing (Atts.-Yards-TDs): SDSU: Sullivan 9-25; W. Kazee 2-13; Miller 7-1. UCLA: Coleman 4-69-1; Knox 8-45; Franklin 12-43-1; Thigpen 6-4; Prince 7-(-15).

Passing (Att.-Comp.-Int., Yards, TDs): SDSU: Lindley 45-18-3, 238, 2. UCLA: Prince 29-18-2, 176, 1; Brehaut 2-2-0, 39, 0.

Receiving (No.-Yards-TDs): SDSU: Brown 5-139-1; Sampson 4-39; Wallace 3-29; Umuolo 2-14; Kazee 2-9; Kawulok 1-4-1; Sullivan 1-4. UCLA: Embree 6-97; Austin 6-37-1; Rosario 2-40; Moya 2-13; Moline 1-13; Theriot 1-9; Paulsen 1-5; Harkey 1-1.

TEAM STATS	SDSU	UCLA
First Downs	11	19
Rushes-Yards	18-39	38-144
Passing Yards	238	215
C-A-I	18-45-3	20-31-2
Total Offense	277	359
Fumbles-Lost	0-0	3-1
Penalties-Yards	6-39	5-38
Possession Time	24:01	35:59
Turnovers	3	3
Average Field Pos.	SDSU 29	UCLA 38

GAME 2

Sept. 12 • Qualcomm Stadium (42,137)
vs. Southern Utah

SAN DIEGO – After a wild first quarter that included a safety, a defensive extra point and four turnovers, the Aztec football team emerged with a 35-19 victory over visiting Southern Utah in front of over 42,000 fans at Qualcomm Stadium. The win was the first of the Brady Hoke era and evened San Diego State's record at 1-1.

Statistically, the Aztecs held a 436-279 advantage in total offensive yards, while also owning a six-minute edge in time of possession. SDSU's defense forced three turnovers and a safety, logged four sacks and got the Thunderbirds to turn the ball over on downs after four straight plays from inside the three-yard line.

After the opening kick off, the Aztecs got the ball back on Southern Utah's first play from scrimmage, as Nick Sandford recorded his first career interception. Four plays later, SDSU had first and goal from the four-yard line, but freshman running back Walter Kazee fumbled and the Thunderbirds recovered it.

Despite the turnover, the Aztecs managed to score two points anyway on the very next play, as SUU quarterback Cade Cooper stumbled in the end zone for a safety. SDSU added seven more points on a 12-yard pass from Ryan Lindley to Roberto Wallace, but the Thunderbirds answered after another Kazee fumble to get to within five at 9-6. The lead would have been just two, however, Aztec freshman Leon McFadden blocked Southern Utah's extra-point try and, after a lateral from teammate Jose Perez, returned it 57 yards for a five-point lead.

After a wild first 15 minutes, San Diego State settled down by outscoring Southern Utah 14-3 in the second quarter on a one-yard Lindley TD run on fourth and goal and a 22-yard strike from Lindley to Vincent Brown on the team's next drive.

The Aztec football team used that momentum coming out of the locker room by scoring on its first two possessions of the third quarter. Lane Yoshida kicked his first field goal of the year from 31 yards out and true freshman running back Anthony Miller scored his first collegiate TD on a nine-yard run to give the hosts an insurmountable, 35-9 lead.

Southern Utah would match SDSU's 10-point outburst with its own 10-point fourth quarter, but could get no closer, as the Aztecs' won the two schools' first-ever meeting, 35-19.

San Diego State's Vincent Brown ended up with six catches for 142 yards for his third consecutive 100-yard receiving game, while junior Brandon Sullivan logged his first career 100-yard rushing effort with 24 carries for 11 yards.

Defensively, junior Andrew Preston led the Aztecs in tackles with seven, and junior Jacob Tauanuu, making his first career start at defensive end, had two sacks and forced a fumble. Linebacker Luke Laolagi posted an interception for the third straight game in the fourth quarter to give the team five picks already in 2009.

	1	2	3	4	Total
Southern Utah	6	3	0	10	- 19
San Diego St.	11	14	10	0	- 35

SD – Team safety (12:31, 1st)
 SD – Wallace 12-yd pass from Lindley (Yoshida kick) – 6 plays, 53 yards, 2:35 (9:56, 1st)
 SUU – Sitake 14-yd pass from Cooper (kick blocked) – 1 plays, 14 yards, 0:05 (5:53, 1st)
 SD – McFadden PAT Return (5:53, 1st)
 SD – Lindley 1-yd run (Yoshida kick) – 12 plays, 77 yards, 6:33 (14:20, 2nd)
 SUU – Griffith 28-yd FG – 10 plays, 65 yards, 5:47 (8:33, 2nd)
 SD – V. Brown 22-yd pass from Lindley (Yoshida kick) – 7 plays, 71 yards, 3:35 (4:58, 2nd)
 SD – Yoshida 31-yd FG – 10 plays, 67 yards, 4:09 (10:51, 3rd)
 SD – Miller 9-yd run (Yoshida kick) – 10 plays, 77 yards, 5:11 (2:44, 3rd)
 SUU – Griffith 49-yd FG – 11 plays, 41 yards, 4:19 (13:25, 4th)
 SUU – Minefee 11-yd run (Griffith kick) – 7 plays, 80 yards, 3:28 (7:40, 4th)

INDIVIDUAL STATS

Rushing (Atts.-Yards-TDs): SUU: Minefee 12-111-1; Silvia 4-8; Gray 1-2; Alexander 2-1; Cooper 9-(-3); Olsen 1-(-5). SDSU: Sullivan 24-111; Miller 7-18-1; W. Kazee 3-15; Wesley 1-3; Lindley 2-2-1.

Passing (Att.-Comp.-Int., Yards, TDs): SUU: Cooper 29-15-3, 165, 1; Olsen 0-0-0, 0, 0. SDSU: Lindley 30-20-0, 287, 2.

Receiving (No.-Yards-TDs): SUU: Sitake 7-74-1; Jessop 3-55; Ursua 3-18; Alexander 1-11; Aiono 1-7. SDSU: Brown 6-142-1; Sampson 5-64; Wallace 3-42-1; Sullivan 3-19; Umuolo 1-14; Kazee 1-7; Miller 1-(-1).

TEAM STATS	SUU	SDSU
First Downs	19	22
Rushes-Yards	29-114	37-149
Passing Yards	165	287
C-A-I	15-29-3	20-30-0
Total Offense	279	436
Fumbles-Lost	1-0	2-2
Penalties-Yards	6-43	8-80
Possession Time	27:00	33:00
Turnovers	3	2
Average Field Pos.	SUU 30	SDSU 33

GAME 3 at Idaho

Sept. 19 • Kibbie Dome (10,324)

MOSCOW, Idaho – A pair of turnovers and some costly penalties proved to be the difference, as the San Diego State football team was unable to claim its second victory of the season, falling to host Idaho, 34-20, in front of just over 10,000 fans at the Kibbie Dome.

The Aztecs were forced to play from behind the entire afternoon, as the Vandals got on the board quickly just over three minutes into the first quarter when JoJo Dickson intercepted Ryan Lindley's pass and returned it 74 yards for a touchdown and a 7-0 Idaho lead.

The host doubled its advantage on its next possession, extending its drive via an SDSU personal foul penalty on a third-down-and-22 at midfield. Six plays later, Vandal running back Deonte Jackson found the end zone on a four-yard rush for the 14-0 lead.

The Aztec offense would finally respond with an impressive drive of its own, going 50 yards on 10 plays to set up the first of Lane Yoshida's two field goals on the day, starting with a 47-yard effort a few minutes into the second quarter.

After Idaho was forced to punt, SDSU gave the ball right back when running back Brandon Sullivan fumbled on the handoff exchange from reserve quarterback Drew Westling. The Vandals recovered at the Aztec 19-yard line and restored their 14-point lead on a 29-yard field goal by Trey Farquhar.

Westling, who came in for an injured Lindley, looked to gain some momentum back for the visitors before the half. He completed three of his first four pass attempts to move the Aztecs down to the Idaho four-yard line. After recovering running back Davon Brown's fumble on first and goal, Westling avoided the rush on third down and found Roberto Wallace in the middle of the end zone for an 8-yard score, the first touchdown pass of his career.

With just under two minutes remaining in the half, Idaho made quick work and drove 52 yards to set up a 40-yard field goal as time expired for the 20-10 lead.

Lindley returned in the second half, getting San Diego State to within seven points on two occasions at 20-13 and again at 27-20 with just under five minutes left in the game. Each time the Aztecs got closer, however, the Vandals responded right back, outscoring SDSU 14-7 in the fourth quarter to secure the 34-20 victory.

On the bright side, Vincent Brown notched his fourth-straight 100-yard receiving game and his third of 2009, with his career-best 13 catches for 143 yards.

Aztec senior linebacker Jerry Milling had a team-high eight tackles, including three for a loss, while junior defensive back Martrell Fantroy added six stops. The defense, however, was able to force a turnover after netting six in the opening two outings.

Idaho was led by running back Jackson, who had 93 yards rushing and two touchdowns on just 11 carries. Quarterback Nathan Enderle also threw for 232 yards.

	1	2	3	4	Total
San Diego State	0	10	3	7	- 20
Idaho	14	6	0	14	- 34

ID – Dickson 74-yd interception return (Farquhar kick) – (11:42, 1st)
ID – Jackson 4-yd run (Farquhar kick) – 14 plays, 80 yards, 6:37 (1:44, 1st)
SD – Yoshida 47-yd FG – 10 plays, 50 yards, 4:18 (12:26, 2nd)
ID – Farquhar 29-yd FG – 4 plays, 7 yards, 2:28 (6:35, 2nd)
SD – Wallace 8-yd pass from Westling (Yoshida kick) – 10 plays, 68 yards, 4:40 (1:50, 1st)
ID – Farquhar 40-yd FG – 12 plays, 52 yards, 1:42 (0:00, 2nd)
SD – Yoshida 46-yd FG – 13 plays, 50 yards, 5:23 (9:32, 3rd)
ID – Woolridge 7-yd run (Farquhar kick) – 10 plays, 88 yards, 4:58 (6:39, 4th)
SD – V. Brown 36-yd pass from Lindley (Yoshida kick) – 7 plays, 67 yards, 1:34 (4:58, 4th)
ID – Woolridge 53-yd run (Farquhar kick) – 5 plays, 71 yards, 2:21 (2:31, 4th)

INDIVIDUAL STATS

Rushing (Att.-Yards-TDs): SDSU: Sullivan 10-31; D. Brown 8-22, Kazee 4-12, Lindley 1(-10). IDAHO: Woolridge 11-93-2, Jackson 10-24-1, McCarty 9-20, Enderle 8-15, Team 3(-5).

Passing (Att.-Comp.-Int., Yards, TDs): SDSU: Lindley 35-21-1, 200, 1; Westling 6-4-0, 41, 1. IDAHO: Enderle 30-17-0, 232, 0.

Receiving (No.-Yards-TDs): SDSU: V. Brown 13-143-1; Sampson 4-36, Wallace 3-34-1, Umuolo 2-14, Sullivan 1-9, D. Brown 1-3, Kawulok 1-2. IDAHO: Komar 5-78, Hardy 4-76, Davis 3-37, Greenwood 3-21, Bjorvik 1-14, Jackson 1-6.

TEAM STATS	SDSU	Idaho
First Downs	20	21
Rushes-Yards	23-55	41-147
Passing Yards	241	232
C-A-I	25-41-1	17-30-0
Total Offense	296	379
Fumbles-Lost	2-1	0-0
Penalties-Yards	9-85	8-54
Possession Time	27:50	32:10
Turnovers	2	0
Average Field Pos.	SDSU 27	ID 36

GAME 4 at Air Force

Sept. 26 • Falcon Stadium (35,929)

USAF ACADEMY, Colo. – Six turnovers, including two returned for Falcon touchdowns, spoiled an outstanding effort by the Aztec defense, as visiting San Diego State fell 26-14 to the Air Force Academy at Falcon Stadium. With the loss, the Aztecs dropped their 2009 Mountain West Conference opener and moved to 1-3 on the year after the 28th all-time meeting between the two foes.

For the second straight week a turnover led to an early SDSU deficit as quarterback Ryan Lindley, trying to pick up yardage on a third and one, fumbled the ball, which was recovered and returned 47 yards by Falcon Reggie Rembert for a quick touchdown and a 7-0 advantage.

Air Force added to its lead on the first of four fields goals by place-kicker Erik Soderberg, this one from 21 yards away to go up 10-0. SDSU gave the ball right back two plays later when Lindley's pass was intercepted by Falcon Chris Thomas, resulting in Soderberg's second field goal.

San Diego State finally got on the board, but not by its own doing, as Air Force snapped the ball over the head of its punter and through the back of the end zone to provide the visitors with their first two points of the afternoon.

AFA increased its advantage to 16-2 heading into the locker room as they drove 66 yards on 10 plays, capped by a 20-yard field goal with one second left.

The SDSU offense looked to get back on track in the third quarter, but went three and out on its first two possessions, fumbled on its third drive and had an interception returned for a 47-yard touchdown on its fourth opportunity.

SDSU managed to keep its streak of consecutive games with a touchdown alive at 30 straight outings on its final two drives of the afternoon. Lindley completed seven straight passes to cover 69 yards in just 1:48, with the final one going to Vincent Brown on a three-yard touchdown with 3:26 left in the fourth quarter.

Lindley and Brown would connect again on the final play of the game, as Lindley heaved a 30-yard pass into a crowd in the end zone as time expired. The ball was batted around and Brown emerged with the catch for his second TD, but it was too late as the Falcons came away with the 26-14 victory.

The Aztec defense stymied the powerful Falcon offensive attack, which entered the afternoon averaging over 444 yards of total offense in 2009. SDSU held Air Force to just 294 yards, including only 51 through the air, and 12 first downs. Only three of the home team's 26 points did not come following Aztec turnovers and SDSU did not surrender an offensive touchdown for just the 33rd time in the school's entire Division I era.

Senior Jerry Milling led the SDSU defense with a career-best 12 tackles, while fellow linebacker Miles Burris also recorded his career-best with nine stops.

Vincent Brown managed to record his fifth consecutive 100-yard receiving game with the help of his 30-yard TD grab on the afternoon's final play, posting 10 receptions for 123 yards.

	1	2	3	4	Total
San Diego State	0	2	0	12	- 14
Idaho	10	6	10	0	- 26

AFA – Rembert 47-yd fumble return (Soderberg kick) – (9:54, 1st)
AFA – Soderberg 21-yd FG – 11 plays, 76 yards, 4:19 (2:01, 1st)
AFA – Soderberg 48-yd FG – 7 plays, 9 yards, 2:59 (13:18, 2nd)
SD – Team Safety – (8:55, 2nd)
AFA – Soderberg 20-yd FG – 10 plays, 66 yards, 2:46 (0:00, 2nd)
AFA – Soderberg 41-yd FG – 5 plays, 22 yards, 2:10 (5:01, 3rd)
AFA – Wright 47-yd interception return (Soderberg kick) – (3:35, 3rd)
SD – V. Brown 3-yd pass from Lindley (Yoshida kick blocked) – 7 plays, 69 yards, 1:48 (3:26, 4th)
SD – V. Brown 30-yd pass from Lindley – 7 plays, 67 yards, 1:16 (0:00, 4th)

INDIVIDUAL STATS

Rushing (Att.-Yards-TDs): SDSU: Miller 15-59; King 4-9, D. Brown 2(-1), Lindley 4(-28). AFA: Stephens 11-74, Tew 23-68, Dietz 9-64, Warzeka 3-34, Clark 5-20, Walker 3-11, Southworth 2-5, Jones 1(-1), Team 1(-29).

Passing (Att.-Comp.-Int., Yards, TDs): SDSU: Lindley 41-25-4, 284, 2. AFA: Dietz 6-3-0, 51, 0; Cousins 1-0-0, 0, 0.

Receiving (No.-Yards-TDs): SDSU: V. Brown 10-123-2, Wallace 3-29, Wesley 3-22, Umuolo 3-20, Kawulok 2-49, Sampson 2-32, Sandifer 1-6, D.J. Shields 1-3. AFA: Warzeka 2-44, Quintana 1-7.

TEAM STATS	SDSU	AFA
First Downs	16	12
Rushes-Yards	25-39	58-243
Passing Yards	284	51
C-A-I	25-41-4	3-7-0
Total Offense	323	294
Fumbles-Lost	3-2	0-0
Penalties-Yards	1-5	9-75
Possession Time	26:37	33:23
Turnovers	6	0
Average Field Pos.	SDSU 23	AFA 35

GAME 5 *Oct 3 • Qualcomm Stadium (21,184)* vs. New Mexico State

SAN DIEGO – The Aztec defense stole the show in the team’s final non-conference game of 2009, as San Diego State used a 17-point fourth quarter to outdistance visiting New Mexico State, 34-17, at Qualcomm Stadium in the first meeting between the two sides since 1975.

The SDSU defense held the New Mexico offense to only 234 yards, including just 88 on the ground, and forced four turnovers on the night. The effort made up for a lackluster performance by the Aztec offense, which compiled only 252 yards of total offense and 13 first downs.

Neither side was able to get on the board in the first 15 minutes of the game, as the schools had one drive each stopped by a turnover and combined for four punts and a missed field goal.

The Aggies were first to get things going, putting together a 11-play, 70-yard scoring drive, helped by a pair of SDSU interference penalties, to surge to a 7-0 lead on a two-yard Jeff Fleming touchdown pass to Kenny Evora.

After another punt, the Aztec defense took over the scoring duties when junior Dey Juan Hemmings, who picked off a pass earlier in the contest, recovered a fumble and ran it back 14 yards for his first career touchdown, tying the game at 7-7.

SDSU would later tack on a 23-yard Lane Yoshida field goal to head into the locker room up 10-7.

Midway through the third quarter, signalcaller Ryan Lindley finally got the Aztec passing game together, hitting Vincent Brown for a 50-yard catch and the ball at the NMSU 21-yard line. One play later, running back Davon Brown took the handoff and dropped back to pass, finding Vincent Brown again for a touchdown and the 17-7 advantage.

The Aggies remained resilient, however, tallying a 34-field goal and knotting the game at 17-17 on a 16-yard touchdown pass from Trevor Walls to Todd Lee to start the fourth quarter.

SDSU would get the ball back and score on each of its next three possessions, benefiting from two more New Mexico State turnovers, to come out with the 34-17 victory.

Aztec true freshman running back Walter Kazee ended the night with 101 of the team’s 108 rushing yards and his first career touchdown on 22 carries. Lindley completed only seven of his 27 pass attempts for 123 yards and Vincent Brown saw his 100-yard receiving game streak come to an end at five.

Defensively, defensive back Martrell Fantroy had a team-high eight tackles, while Hemmings added six stops, a tackle for loss, the fumble return for a touchdown and an interception.

	1	2	3	4	Total
New Mexico State	0	7	3	7	- 17
San Diego State	0	10	7	17	- 34

NMSU – Evora 2-yd pass from Fleming (Hughes kick) – 11 plays, 70 yards, 5:51 (14:57 2nd)
SD – Hemmings 14-yd fumble recovery (Yoshida kick) – (11:41, 2nd)
SD – Yoshida 23-yd FG – 11 plays, 59 yards, 4:18 (1:47, 2nd)
SD – V.Brown 21-yd pass from D.Brown (Yoshida kick) – 3 plays, 76 yards, 1:17 (7:42, 3rd)
NMSU – Hughes 34-yd FG – 10 plays, 54 yards, 5:10 (2:32, 3rd)
NMSU – Lee 16-yd pass from Wells (Hughes kick) – 8 plays, 64 yards, 3:56 (12:27, 4th)
SD – Watters 5-yd pass from Lindley (Yoshida kick) – 9 plays, 78 yards, 4:26 (8:01, 4th)
SD – Yoshida 18-yd FG – 6 plays, 22 yards, 3:27 (3:16, 4th)
SD – Kazee 3-yd run (Yoshida kick) – 2 plays, 5 yards, 0:49 (2:07, 4th)

INDIVIDUAL STATS

Rushing (Atts.-Yards-TDs): **NMSU:** Smith 31-89; Colston 5-14, Fleming 7-13, Glynn 1-5, Hughes 1-(-14), Walls 2-(-19). **SDSU:** Kazee 22-101-1, Sampson 2-10, Miller 4-3, D.Brown 1-3, Lindley 2-(-9).

Passing (Att.-Comp.-Int., Yards, TDs): **NMSU:** Fleming 14-7-1, 43, 1; Walls 12-8-1, 103, 1. **SDSU:** Lindley 27-7-1, 123, 1; D.Brown 1-1-0, 21, 1.

Receiving (No.-Yards-TDs): **NMSU:** Lee 3-67-1, Allen 3-29; Smith 2-19, Anderson 2-7, Colston 2-5, Opetaiia 1-9, Coleman 1-8, Evora 1-2-1. **SDSU:** V.Brown 3-84-1, Sampson 2-34, Sandifer 2-21, Watters 1-5-1.

TEAM STATS	NMSU	SD
First Downs	15	13
Rushes-Yards	47-88	31-108
Passing Yards	146	144
C-A-I	15-26-2	8-28-1
Total Offense	234	252
Fumbles-Lost	3-2	1-0
Penalties-Yards	6-43	2-20
Possession Time	35:19	24:41
Turnovers	4	1
Average Field Pos.	NMSU 30	SD 36

GAME 6 *Oct 17 • Qualcomm Stadium (30,258)* vs. Brigham Young

SAN DIEGO – The 2009 contest between San Diego State and Brigham Young was no exception to the themes that have prevailed in the series that dates back to 1947. First off is the element of offense for which this year’s game included a combined 854 yards and 64 points. Secondly, and unfortunately for the Aztecs, the Cougars’ domination of the end result also continued, as BYU won for the 26th time in 34 opportunities, 38-28, in front of 30,258 fans at Qualcomm Stadium.

The victory wasn’t an easy one for the visitors, however, as the San Diego State offense was able to nearly match the scoring prowess of the nation’s 18th-ranked team. The Aztecs had 342 yards themselves, including a season-best 322 through the air, and trailed by only seven with just over eight minutes left in the game.

On the flip side, the SDSU defense, which had held two straight opponents to fewer than 300 yards, was unable to stop the well-oiled Cougar offense. BYU went 15-for-21 on third-down conversions, running 91 offense plays, surrendering no turnovers and boasting nearly a 2-to-1 advantage in possession time.

After the Aztecs went three and out to start the game, the Cougars drove 73 yards on 14 plays, eating up over five minutes on the clock before taking a 7-0 lead on a 1-yard touchdown run by Harvey Unga.

SDSU took less time to equalize the score, as a 27-yard pass from Ryan Lindley to Walter Kazee and a 45-yard toss from Lindley to Vincent Brown set up DeMarco Sampson’s seven-yard TD reception at the 4:31 mark of the first quarter.

The Aztecs took the lead on their next series on a one-yard touchdown run by Brandon Sullivan, which was helped by a 24-yard pass play from tight end Alston Umuolo to Preston King.

Both of BYU’s second-quarter possessions resulted in touchdowns, as the Cougars ate up over 11 of the 15 minutes to take a 21-14 lead into the locker room.

Coming out the break, the Aztec defense stepped up to thwart another BYU scoring drive that ended on a failed fourth-down conversion at the SDSU 23-yard line.

From there, Lindley led the home team down the field, successfully converting a 3rd-and-23 play with a 36-yard TD strike to Sampson to knot the contest at 21.

The tie was short lived as the Cougars once again went ahead by seven and later by 14 on the first play of the fourth quarter. The SDSU defense, however, held on another fourth-down Cougar try, which led to a successful Aztec fourth-down conversion to get back to within seven at 35-28 with just over eight minutes left.

That would be as close as the Aztecs could get, as a late Cougar field goal put them up by two scores, closing out the 38-28 BYU victory.

Lindley finished with 298 yards passing and three touchdowns, while Brown eclipsed the 100-yard receiving mark for the fifth time in 2009 with eight catches for 147 yards. Defensively, senior linebacker Jerry Milling had a career-best 13 stops.

BYU’s Hall completed 27 of his 39 pass attempts for 346 and three touchdowns to go with his 14 carries for 47 yards and another score.

	1	2	3	4	Total
Brigham Young	7	14	7	10	- 38
San Diego State	7	7	7	7	- 28

BYU – Unga 1-yd run (Payne kick) – 14 plays, 73 yards, 5:33 (7:46, 1st)
SD – Sampson 7-yd pass from Lindley (Yoshida kick) – 6 plays, 81 yards, 3:15 (4:31, 1st)
SD – Sullivan 1-yd run (Yoshida kick) – 7 plays, 69 yards, 3:31 (14:20, 2nd)
BYU – Kariya 3-yd pass from Hall (Payne kick) – 12 plays, 68 yards, 5:14 (9:06, 2nd)
BYU – Hall 1-yd run (Payne kick) – 14 plays, 80 yards, 6:04 (0:00, 2nd)
SD – Sampson 36-yd pass from Lindley (Yoshida kick) – 7 plays, 76 yards, 2:55 (8:23, 3rd)
BYU – George 19-yd pass from Hall (Payne kick) – 12 plays, 78 yards, 4:45 (3:38, 3rd)
BYU – Pitta 9-yd pass from Hall (Payne kick) – 7 plays, 77 yards, 2:36 (14:49, 4th)
SD – Umuolo 6-yd pass from Lindley (Yoshida kick) – 5 plays, 41 yards, 2:38 (8:17, 4th)
SD – Payne 44-yd FG – 7 plays, 15 yards, 2:04 (2:21, 4th)

INDIVIDUAL STATS

Rushing (Atts.-Yards-TDs): **BYU:** Unga 26-81; Hall 14-47; Kariya 6-24; Di Luigi 5-8; Ashworth 1-6. **SDSU:** Kazee 9-28; Brown 2-12; Sullivan 2-1; King 1-1; Lindley 1-(-10); Sampson 1-(-12).

Passing (Att.-Comp.-Int., Yards, TDs): **BYU:** Hall 39-27-0, 346, 3. **SDSU:** Lindley 33-21-1, 298, 3; Umuolo 1-1-0, 24, 0.

Receiving (No.-Yards-TDs): **BYU:** Pitta 6-72-1; George 4-75-1; Di Luigi 4-63; Ashworth 4-60; Kariya 3-10-1; Unga 2-37; Hafoka 2-17; Thompson 1-8; Chambers 1-4. **SDSU:** V.Brown 8-147; Sampson 5-77-2; Kazee 2-33; Umuolo 2-18-1, D. J. Shields 2-5, King 1-24, Wallace 1-11, Sullivan 1-7.

TEAM STATS	BYU	SD
First Downs	27	16
Rushes-Yards	52-166	16-20
Passing Yards	346	322
C-A-I	27-39-0	22-34-1
Total Offense	512	342
Fumbles-Lost	1-0	1-0
Penalties-Yards	8-77	4-31
Possession Time	38:12	21:48
Turnovers	0	1
Average Field Pos.	BYU 32	SD 29

GAME 7

Oct 24 • Hughes Stadium (20,631)

at Colorado State

FT. COLLINS, Colo. – San Diego State put up 35 points in the second half, scoring touchdowns on five consecutive drives to erase a 14-point deficit and win its first road game since 2007, by defeating host Colorado State 42-28 at Hughes Stadium.

The Aztecs put on an offensive show, as quarterback Ryan Lindley completed 29 of his 43 pass attempts for 459 yards and a conference-record six touchdowns. Senior wideout DeMarco Sampson caught three of those six TDs, ending with 15 receptions for 257 yards, as he more than made up for the loss of leading receiver Vincent Brown, who left the game in the first half due to injury.

With a strong gust of wind in its face, the SDSU offense did not provide any glimpse into what was to come in the first quarter, as it stalled on its first two possessions and accounted for minus-10 yards.

Colorado State was the exact opposite, relying on the run game and a nifty one-handed, 40-yard TD catch to take a quick 14-0 lead just over 11 minutes into the contest.

The Aztecs finally got into an offensive rhythm on its third possession, driving 79 yards on 14 plays, capped by a seven-yard TD strike from Lindley to Sampson.

SDSU was in position to cut the deficit down to only four, but Lane Yoshida's 32-yard field goal missed wide left and Colorado State answered with an 80-yard touchdown drive to take a 21-7 advantage into the locker room.

While the Rams may have held the momentum going into the break, the Aztecs quickly made moves to shift it in their direction. Just over six minutes into the third quarter, SDSU had already tied the score at 21-21 on a pair of 33-yard touchdown passes with the latter one set up by a 29-yard interception return by Nick Sandfifer.

Colorado State would not allow SDSU to earn its first lead of the afternoon, however, as the Rams notched a touchdown of their own at the 6:52 mark to once again jump ahead, 28-21.

The CSU defense was unable to stop the Aztec pass attack as Lindley found freshman Preston King for a three-yard TD catch. The ensuing extra-point was blocked though, and the visitors still trailed by one at 27-28 heading into the fourth quarter.

After the Rams were forced to punt, Lindley took SDSU down the field for what would turn out to be the game-winning drive, as Sampson logged his third touchdown reception, this one for 38 yards, and the 35-28 lead. Lindley later hooked up with tight end Alston Umuolo for a 60-yard TD reception to clinch the game and the 42-28 victory.

San Diego State posted a season-high 531 yards of total offense and did not commit a turnover for the first time in 2009. After giving up 229 yards and 21 points in the first half, the Aztec defense held the Rams to only 127 yards and seven points after the break.

	1	2	3	4	Total
San Diego State	0	7	20	15	- 42
Colorado State	14	7	7	0	- 28

CSU – Mosure 6-yd run (Deline kick) – 8 plays, 33 yards, 4:02 (6:24, 1st)

CSU – Liggett 40-yd pass from Stucker (Deline kick) – 4 plays, 56 yards, 2:00 (3:48, 1st)

SD – Sampson 5-yd pass from Lindley (Yoshida kick) – 14 plays, 79 yards, 6:31 (12:12, 2nd)

CSU – Morton 19-yd run (Deline kick) – 8 plays, 80 yards, 4:39 (1:25, 2nd)

SD – Sandifer 33-yd pass from Lindley (Yoshida kick) – 11 plays, 80 yards, 5:01 (9:59, 3rd)

SD – Sampson 33-yd pass from Lindley (Yoshida kick) – 1 plays, 33 yards, 0:07 (8:57, 3rd)

CSU – Pauga 23-yd pass from Mosure (Deline kick) – 6 plays, 71 yards, 4:39 (1:58, 3rd)

SD – King 3-yd pass from Lindley (Yoshida kick blocked) – 13 plays, 85 yards, 6:44 (0:00, 3rd)

SD – Sampson 38-yd pass from Lindley (Sandifer pass from Lindley) – 7 plays, 84 yards, 3:20 (9:29, 4th)

SD – Umuolo 60-yd pass from Lindley (Yoshida kick) – 7 plays, 84 yards, 4:15 (3:07, 4th)

INDIVIDUAL STATS

Rushing (Atts.-Yards-TDs): SDSU: Sullivan 22-65; Kazee 5-11; D. Brown 3-7; V. Brown 1-(-2); Lindley 1-(-9). CSU: Mosure 20-130-1; Morton 2-18-1; Borcky 1-2; Stucker 5-1.

Passing (Att.-Comp.-Int., Yards, TDs): SDSU: Lindley 43-29-0, 459, 6. CSU: Stucker 37-13-2, 182, 1; Mosure 1-1-0, 23, 1.

Receiving (No.-Yards-TDs): SDSU: Sampson 15-257-3; Wallace 5-70; Sandifer 3-48-1; Sullivan 2-3; Umuolo 1-60-1; D. Brown 1-9; Kazee 1-9; King 1-3-1. CSU: Greer 6-93; Pauga 3-40-1; Liggett 1-40-1; Borcky 1-16; Pietz 1-7; Mosure 1-5; Morton 1-4.

TEAM STATS

	SD	CSU
First Downs	25	20
Rushes-Yards	32-72	28-151
Passing Yards	459	205
C-A-I	29-43-0	14-28-2
Total Offense	531	356
Fumbles-Lost	2-0	1-0
Penalties-Yards	8-58	4-29
Possession Time	35:18	24:37
Turnovers	0	2
Average Field Pos.	SDSU 25	CSU 30

> SDSU UPDATED PLAYER PROFILES



▶ **#80 VINCENT BROWN**

WR, 6-0, 180, Jr.-2L,
Rancho Cucamonga, Calif. (Rancho Cucamonga HS)

■ **2009:** Ranks sixth nationally and first in the MWC in receiving yards (111.1/g) ... Is 19th in Div. I in all-purpose yards (148.7/g) and is tied for 21st in receptions (6.4/g) ... Has over 100 yards receiving in five of seven games this season and in six of his last eight outings overall ... Starter in first seven games of the season ... Became the 24th Aztec to reach the 100 career receptions mark with his five catches for 139 yards against UCLA ... Also met the 1,000 career receiving yards mark in the opener ... His 139 yards vs. the Bruins are fourth-best in his career and included a career-long TD catch of 78 yards in the first half ... Also returned three kickoffs for 66 yards vs. UCLA ... Third-straight 100-yard receiving game in the win over Southern Utah, hauling in six passes for 142 yards and a 22-yard TD ... Had one punt return for 28 yards and two kickoff returns for 36 yards with a long of 28 vs. the Thunderbirds ... Career-best 13 receptions for 143 yards and his third TD of the year at Idaho ... Continued his 100-yard streak on his final catch against Air Force, posting 10 grabs for 123 yards and both of the team's touchdowns ... Also returned a punt for 33 yards and a kickoff for 18 yards ... Became the fourth SDSU player to record four consecutive 100-yard receiving games ... Saw his 100-yard receiving streak come to an end against New Mexico State, tallying three catches for 84 yards and touchdown ... Picked right back up vs. BYU, logging eight receptions for 147 yards for his fifth game of 2009 with more than 100 yards receiving ... Did not record a TD for the first time this season in the game vs. the Cougars (five consecutive games with a TD) ... Missed most of the Colorado State game due to injury and did not log a catch ... Ranks 10th in school history in career receptions (140) ... Seven career 100-yard receiving outings ... One of just 10 semifinalists for the Biletnikoff Award, presented annually to the nation's top receiver.

■ **V. BROWN'S CAREER STATISTICS**

Career Statistics	Receiving				
	G	No.	Yds.	TD	Avg.
2007	12	31	349	2	11.3
2008	12	64	631	5	9.9
2009	7	45	778	6	17.3
Totals	31	140	1,758	13	12.6

Career Highs: Receptions: 13 at Idaho (9/19/09); Receiving Yards: 183 vs. Idaho (9/27/08); Receiving TDs: 3 vs. Idaho (9/27/08); Longest Reception: 78 at UCLA (9/5/09); Kickoff Returns: 8 vs. Cincinnati (9/29/07); Kickoff Return Yards: 146 vs. WSU (9/8/07); Longest Kickoff Return: 49 vs. PSU (9/22/07).

2009 Highs: Receptions: 13 at Idaho (9/19/09); Receiving Yards: 147 vs. BYU (10/17/09); Receiving TD: 2 at Air Force (9/26/09); Longest Reception: 78 at UCLA (9/5/09); Kickoff Returns: 3 vs. NMSU (10/3/09), at UCLA (9/5/09); Kickoff Return Yards: 66 at UCLA (9/5/09); Longest Kickoff Return: 28 vs. S. Utah (9/12/09); Punt Returns: 1, two times; Punt Return Yards: 33 at Air Force (9/26/09); Long Punt Return: 33 at Air Force (9/26/09).

■ **V. BROWN 2009 GAME-BY-GAME**

	Receiving			
	No.	Yds.	TD	Avg.
at UCLA (9/5/09)*	5	139	1	27.8
vs. SUU (9/12/09)*	6	142	1	23.7
at Idaho (9/19/09)*	13	143	1	11.0
at Air Force (9/26/09)*	10	123	2	12.3
vs. NMSU (10/3/09)*	3	84	1	28.0
vs. BYU (10/17/09)*	8	147	0	18.4
at CSU (10/24/09)*	0	0	0	0.0

* = Game started



▶ **#9 MILES BURRIS**

LB, 6-2, 235, So.-1L,
Granite Bay, Calif. (Granite Bay HS)

■ **2009:** Is SDSU's second-leading tackler ... Has played in 19 consecutive contests ... Made his first career starts in the first seven games at linebacker ... Accounted for four solo tackles, including one for a loss of a yard vs. the Bruins ... Five stops, two TFLs and his first career sack against Southern Utah ... Four tackles with a half sack at Idaho ... Career high in tackles with nine against Air Force ... Two stops in the win over NMSU and five vs. BYU ... Four tackles in the victory at CSU.

■ **BURRIS' CAREER STATISTICS**

Career Statistics	G	UA-AT-TT	TFL-Yds.	Sacks	Int.	PBU	FF	FR
2008	12	11-8-19	1.5-2	0-0	0-0	0	0	0
2009	7	16-17-33	5.0-12	1.5-9	0-0	0	0	0
Totals	19	27-25-52	6.5-14	1.5-9	0-0	0	0	0

Career/2009 Highs: Tackles: 9 at Air Force (9/26/09); TFL: 2.0 vs. S. Utah (9/12/09); Sack: 1.0 vs. S. Utah (9/12/09).

■ **BURRIS 2009 GAME-BY-GAME**

	G	UA-AT-TT	TFL-Yds.	Sacks	Int.	PBU	FF	FR
at UCLA (9/5/09)*	1	4-0-4	1.0-1	0-0	0-0	0	0	0
vs. SUU (9/12/09)*	1	2-3-5	2.0-5	1.0-4	0-0	0	0	0
at Idaho (9/19/09)*	1	2-2-4	0.5-5	0.5-5	0-0	0	0	0
at AFA (9/26/09)*	1	1-8-9	0-0	0-0	0-0	0	0	0
vs. NMSU (10/3/09)*	1	1-1-2	0-0	0-0	0-0	0	0	0
vs. BYU (10/17/09)*	1	4-1-5	1.0-1	0-0	0-0	0	0	0
at CSU (10/24/09)*	1	2-2-4	0.5-0	0-0	0-0	0	0	0

* = Game started



▶ **#32 VINCENT CAMARDA**

DB, 6-2, 195, So.-SQ,
San Diego, Calif. (Cathedral Catholic HS)

■ **2009:** Is No. 2 on the depth chart at one warrior spot ... Appeared in his first career game as an Aztec as a reserve in the defensive backfield at UCLA ... Made his first career interception vs. the Bruins and returned it 17 yards ... Also had a tackle and a PBU ... Reserve vs. Southern Utah with one assisted stop and another PBU ... Two stops at Idaho and vs. NMSU and BYU and three at Air Force ... Made his second career INT in the fourth quarter in SDSU's come-from-behind win at Colorado State ... Tied for the team in lead in interceptions.

■ **CAMARDA'S CAREER STATISTICS**

Career Statistics	G	UA-AT-TT	TFL-Yds.	Sacks	Int.	PBU	FF	FR
2009	7	7-6-13	0-0	0-0	1-17	2	0	0

Career/2009 Highs: Tackles: 3 at Air Force (9/26/09); INT: 1 at CSU (10/24/09), at UCLA (9/5/09); PBU: 1 vs. S. Utah (9/12/09), at UCLA (9/5/09).



▶ **#13 BRANDON DAVIS**

DB, 6-2, 185, So.-1L,
Oakland, Calif. (Castlemont HS)

■ **2009:** First career starts at the Warrior position against UCLA and Southern Utah ... Posted two tackles and forced his first career fumble vs. the Bruins ... Also tallied a pair of stops in the win over the Thunderbirds ... Reserve at Idaho, making one kick return for 19 yards before missing most of the game due to injury ... Did not play against Air Force (inj.) ... Returned as starter vs. NMSU, making three tackles, including his first career sack ... Tripled his previous career high the next game against BYU with nine tackles, a TFL and a PBU.

■ **DAVIS' CAREER STATISTICS**

Career Statistics	G	UA-AT-TT	TFL-Yds.	Sacks	Int.	PBU	FF	FR
2008	11	2-3-5	0-0	0-0	0-0	0	0	0
2009	6	14-2-16	2.0-13	1.0-8	0-0	1	1	0
Totals	17	16-5-21	2.0-13	1.0-8	0-0	1	1	0

Career/2009 Highs: Tackles: 9 vs. BYU (10/17/09); TFLs: 1.0 vs. vs. BYU

> SDSU UPDATED PLAYER PROFILES

(10/17/09), NMSU (10/3/09); **Sacks:** 1.0 vs. NMSU (10/3/09); **PBU:** 1 vs. BYU (10/17/09); **FF:** 1 at UCLA (9/5/09).

■ DAVIS 2009 GAME-BY-GAME

	G	UA-AT-TT	TFL-Yds.	Sacks	Int.	PBU	FF	FR
at UCLA (9/5/09)*	1	2-0-2	0-0	0-0	0-0	0	1	0
vs. SUU (9/12/09)*	1	1-1-2	0-0	0-0	0-0	0	0	0
at Idaho (9/19/09)	1	0-0-0	0-0	0-0	0-0	0	0	0
at AFA (9/26/09)		DNP-INJ.						
vs. NMSU (10/3/09)*	1	3-0-3	1.0-8	1.0-8	0-0	0	0	0
vs. BYU (10/17/09)*	1	8-1-9	1.0-5	0-0	0-0	1	0	0
at CSU (10/24/09)*	1	0-0-0	0-0	0-0	0-0	0	0	0

* = Game started

▶ #24 KWINGY EDWARDS

DB, 5-11, 175, Sr.-1L,
Palmdale, Calif. (Palmdale HS)

■ 2009: Listed as a back-up at one warrior spot behind Dey Juan Hemmings ... Came off the bench vs. UCLA, making five tackles and one tackle for a loss ... Two solo efforts in the win over Southern Utah ... First career start at Idaho, making three stops and adding a PBU ... Started against at warrior at Air Force, posting two assisted tackles ... Did not play vs. NMSU due to injury ... Came back to make two tackles vs. BYU ... Tied his career-best five stops at CSU and also had a TFL.

■ EDWARDS' CAREER STATISTICS

Career Statistics	G	UA-AT-TT	TFL-Yds.	Sacks	Int.	PBU	FF	FR
2008	9	3-0-3	0-0	0-0	0-0	0	0	0
2009	6	13-6-19	2.0-2	0-0	0-0	1	0	0
Totals	15	16-6-22	2.0-2	0-0	0-0	1	0	0

Career/2009 Highs: Tackles: 5 at CSU (10/24/09), at UCLA (9/5/09); TFLs: 1.0 at CSU (10/23/09), at UCLA (9/5/09); PBU: 1 at Idaho (9/19/09).

▶ #68 NIK EMBERNATE

OL, 6-4, 290, Fr.-HS,
Yucaipa, Calif. (Yucaipa HS)

■ 2009: Starter in his first career game in the win over New Mexico State at right guard ... Also a starter vs. BYU and Colorado State.

▶ #11 MARTRELL FANTROY

DB, 6-1, 215, Jr.-1L,
Las Vegas, Nev. (Bishop Gorman HS)

■ 2009: Is SDSU's third-leading tackler ... Appeared in his first game since 2007, in the opener with UCLA ... Made four tackles and a PBU vs. the Bruins ... Five stops in the win over Southern Utah ... Matched his career-high with six tackles at Idaho ... Followed that up with another six-stop effort at Air Force ... SDSU's leading tackler in the win over New Mexico State, making a career-high eight stops ... Four tackles against No. 18 BYU ... Missed the Colorado State game due to injury.

■ FANTROY'S CAREER STATISTICS

Career Statistics	G	UA-AT-TT	TFL-Yds.	Sacks	Int.	PBU	FF	FR
2007	12	15-2-17	0-0	0-0	3-100	0	0	1-0
2009	6	14-19-33	0-0	0-0	0-0	1	0	0-0
Totals	18	29-21-50	0-0	0-0	3-100	1	0	1-0

Career Highs: Tackles: 8 vs. NMSU (10/3/09); INT: 1 at UNLV (11/10/07), vs. UNM (10/27/07), vs. Cincinnati (9/29/07); PBU: 1 at UCLA (9/5/09); FR: 1 vs. TCU (11/24/07).

2009 Highs: Tackles: 8 vs. NMSU (10/3/09); PBU: 1 at UCLA (9/5/09).



▶ #5 DEY JUAN HEMMINGS

DB, 5-11, 190, Jr.-2L,
San Bernardino, Calif. (Rialto HS)

■ 2009: Made his first career starts in the season's first six games at one of the warrior positions in the defensive backfield ... Also plays special teams ... Posted a team-best and career-high seven tackles, including six solo efforts in the loss to the Bruins ... Made one stop vs. SUU, had four at Idaho and tallied two at Air Force ... Mountain West Conference Co-Defensive Player of the Week, after tallying six tackles, a TFL, a fumble return for a touchdown and an interception against New Mexico State ... Returned the fumble 14 yards to erase an early 7-0 deficit ... Limited to only two solo stops in the loss to No. 18 BYU ... Missed most of the CSU contest due to injury, but finished with one tackle.

■ HEMMINGS' CAREER STATISTICS

Career Statistics	G	UA-AT-TT	TFL-Yds.	Sacks	Int.	PBU	FF	FR
2007	12	9-1-10	0-0	0-0	0	0	1	0
2008	12	13-4-17	0-0	0-0	0	0	0	0
2009	7	18-5-23	1.0-5	0-0	1-6	0	0	1-14
Totals	31	40-10-50	1.0-5	0-0	1-6	0	1	1-14

Career Highs: Tackles: 7 at UCLA (9/5/09); TFL: 1.0 vs. NMSU (10/3/09); INT: 1 vs. NMSU (10/3/09); FR: 1.0 vs. NMSU (10/3/09); FF: 1 vs. WYO (11/3/07).

2009 Highs: Tackles: 7 at UCLA (9/5/09); TFL: 1.0 vs. NMSU (10/3/09); INT: 1 vs. NMSU (10/3/09); FR: 1.0 vs. NMSU (10/3/09).

■ HEMMINGS 2009 GAME-BY-GAME

	G	UA-AT-TT	TFL-Yds.	Sacks	Int.	PBU	FF	FR
at UCLA (9/5/09)*	1	6-1-7	0-0	0-0	0	0	0	0
vs. SUU (9/12/09)*	1	1-0-1	0-0	0-0	0	0	0	0
at Idaho (9/19/09)*	1	2-2-4	0-0	0-0	0	0	0	0
at AFA (9/26/09)*	1	1-1-2	0-0	0-0	0	0	0	0
vs. NMSU (10/3/09)*	1	5-1-6	1.0-5	0-0	1-6	0	0	1-14
vs. BYU (10/17/09)*	1	2-0-2	0-0	0-0	0	0	0	0
at CSU (10/24/09)*	1	1-0-1	0-0	0-0	0	0	0	0

* = Game started

▶ #50 TRASK IOSEFA

OL, 6-0, 290, Jr.-2L,
Ewa Beach, Hawaii (Punahou HS)

■ 2009: Is on the watch list for the Rimington Trophy, which is presented annually to college football's top center ... Started every game this season, improving his streak of consecutive starts to 31.

▶ #31 WALTER KAZEE

RB, 5-9, 175, Fr.-HS,
San Bernardino, Calif. (Cajon HS)

■ 2009: One of four true freshmen to make his Aztec debut vs. UCLA ... Was a reserve at halfback and also returned kicks ... Posted two carries for 13 yards, two receptions for nine yards and contributed four kickoff returns for 76 yards with a long of 25 ... Started his first career game against Southern Utah ... Had three carries and made one reception for seven yards in the win over the T-Birds ... Came off the bench with a season-high four carries for 12 yards at Idaho ... Did not play due to injury against Air Force ... Returned to start at tailback against New Mexico State, recording his first career 100-yard game with 101 yards on 22 carries and his first career touchdown ... Posted a season-long 26-yard run in the victory over the Aggies ... Limited to just 28 yards on nine carries vs. BYU ... Did manage two catches, including a 27-yard effort, against the Cougars ... Starter at Colorado State, but was limited due to injury to five carries for 11 yards and a reception for nine yards.



> SDSU UPDATED PLAYER PROFILES

■ KAZEE'S CAREER STATISTICS

Career Statistics	Rushing					Receiving			
	G	Att.	Yds.	TD	Avg.	No.	Yds.	TD	Avg.
2009	6	45	180	1	4.0	6	58	0	9.7

Kickoff Returns	Att.	Yds.	TD	Avg.	Long
2009	4	76	0	19.0	25

Career Highs: Carries: 22 vs. NMSU (10/3/09); Rushing Yards: 101 vs. NMSU (10/3/09); Long Rush: 26 vs. NMSU (10/3/09); Rushing TD: 1 vs. NMSU (10/3/09); Receptions: 2 vs. BYU (10/17/09), at UCLA (9/5/09); Receiving Yards: 33 vs. BYU (10/17/09); Long Reception: 27 vs. BYU (10/17/09); KO Returns: 4 at UCLA (9/5/09); KO Return Yards: 76 at UCLA (9/5/09); Long KO Return: 25 at UCLA (9/5/09).

■ KAZEE GAME-BY-GAME

	Rushing				Receiving			
	Att.	Yds.	TD	Avg.	No.	Yds.	TD	Avg.
at UCLA (9/5/09)	2	13	0	6.5	2	9	0	4.5
vs. SUU (9/12/09)*	3	15	0	5.0	1	7	0	7.0
at Idaho (9/19/09)	4	12	0	3.0	0	0	0	0.0
at AFA (9/26/09)	DNP-INJ.							
vs. NMSU (10/3/09)*	22	101	1	4.6	0	0	0	0.0
vs. BYU (10/17/09)	9	28	0	3.1	2	33	0	16.5
at CSU (10/24/09)*	5	11	0	2.2	1	9	0	9.0

▶ #31 LOGAN KETCHUM

LB, 6-3, 215, So.-SQ,
Oak Park, Calif. (Oak Park HS)

■ 2009: Played on both special teams and defense, making one solo tackle vs. UCLA ... Had two stops against Southern Utah and two at Idaho ... Made the best of his first career start at Air Force, coming up with a career-high five tackles ... Was a reserve vs. New Mexico State, but did not record a stop ... One solo and one assisted tackle vs.

BYU and Colorado State.

■ KETCHUM'S CAREER STATISTICS

Career Statistics	G	UA-AT-TT	TFL-Yds.	Sacks	Int.	PBU	FF	FR
2008	5	5-4-9	0-0	0-0	0-0	0	0	0
2009	7	7-7-14	0-0	0-0	0-0	0	0	0
Totals	12	12-11-22	0-0	0-0	0-0	0	0	0

Career/2009 Highs: Tackles: 5 at Air Force (9/26/09).

▶ #35 LUKE LAOLAGI

LB, 6-1, 225, Sr.-3L,
Reseda, Calif. (Birmingham HS)

■ 2009: Started his 25th through 31st straight games at middle linebacker in the opening seven contests ... Recorded an interception in his second consecutive game, returning it for 27 yards vs. UCLA ... Also tallied three solo tackles in the opener ... Third-straight outing with an INT to go with four stops in the win over Southern Utah ... Did

not have an interception against Idaho, but recorded four tackles ... Six stops, including a team-high four solos, against Air Force ... Five tackles in the win over New Mexico State and four against BYU, including one for a loss on fourth down ... Had a sack and a forced fumble at Colorado State.

■ LAOLAGI'S CAREER STATISTICS

Career Statistics	G	UA-AT-TT	TFL-Yds.	Sacks	Int.	PBU	FF	FR
2006	10	7-3-10	1.0-2	0-0	0-0	0	0	0
2007	12	48-46-94	6.0-20	1.0-5	0-0	4	0	0
2008	12	54-45-99	4.0-13	0-0	1-3	2	3	1-0
2009	7	17-11-28	1.5-5	1.0-5	2-27	0	0	0
Totals	41	126-105-231	12.5-40	2.0-10	3-30	6	3	1-0

Career Highs: Tackles: 13 at Notre Dame (9/6/08), vs. TCU (11/24/07), UNM (10/20/07); TFL: 4.0 vs. WYO (11/3/07); Sack: 1.0 vs. CSU (10/24/09), vs. WYO (11/3/07); INT: 1 vs. S. Utah (9/12/09), at UCLA (9/5/09), vs. UNLV

(11/22/08); FF: 1 vs. CSU (10/24/09), vs. UNLV (11/22/08), at TCU (10/4/08), at Notre Dame (9/6/08); FR: 1 at Notre Dame (9/6/08); PBU: 1, six times.

2009 Highs: Tackles: 6 at Air Force (9/26/09); TFL: 0.5 vs. BYU (10/17/09); Sacks: 1.0 vs. CSU (10/24/09); INT: 1 vs. S. Utah (9/12/09), at UCLA (9/5/09); FF: 1 vs. CSU (10/24/09).

■ LAOLAGI 2009 GAME-BY-GAME

	G	UA-AT-TT	TFL-Yds.	Sacks	Int.	PBU	FF	FR
at UCLA (9/5/09)*	1	3-0-3	0-0	0-0	1-27	0	0	0
vs. SUU (9/12/09)*	1	2-2-4	0-0	0-0	1-0	0	0	0
at Idaho (9/19/09)*	1	1-3-4	0-0	0-0	0-0	0	0	0
at AFA (9/26/09)*	1	4-2-6	0-0	0-0	0-0	0	0	0
vs. NMSU (10/3/09)*	1	3-2-5	0-0	0-0	0-0	0	0	0
vs. BYU (10/17/09)*	1	2-2-4	0.5-0	0-0	0-0	0	0	0
at CSU (10/24/09)*	1	2-0-2	1.0-5	1.0-5	0-0	0	1	0

* = Game started

▶ #99 ERNIE LAWSON

DL, 6-3, 270, Jr.-2L,
Vallejo, Calif. (St. Patrick-St. Vincent HS)

■ 2009: Starter at defensive tackle vs. UCLA with his only tackle being a sack for a loss of five yards ... Starter again against Southern Utah and Idaho ... Made three stops vs. the Vandals and two the following week at Air Force ... Forced his first career fumble, which was picked up and returned for a touchdown by teammate Dey Juan Hemmings, in the win over New Mexico State ... Also had a tackle for a loss and three stops overall against the Aggies ... Two stops as a starter vs. BYU.



■ LAWSON'S CAREER STATISTICS

Career Statistics	G	UA-AT-TT	TFL-Yds.	Sacks	Int.	PBU	FF	FR
2007	12	9-8-17	0-0	0-0	0-0	2	0	0
2008	6	4-6-10	3.0-9	1.0-7	0-0	0	0	0
2009	7	7-4-11	2.0-7	1.0-5	0-0	0	1	0
Totals	25	20-18-38	5.0-16	2.0-12	0-0	2	1	0

Career Highs: Tackles: 4 at Air Force (11/17/07), at Utah (10/13/07); TFLs: 1.0 vs. NMSU (10/3/09), vs. UNLV (11/22/08), at Notre Dame (9/6/08); Sacks: 1.0 at UCLA (9/5/09), vs. UNLV (11/22/08); FF: 1.0 vs. NMSU (10/3/09).

2009 Highs: Tackles: 3 vs. NMSU (10/3/09), at Idaho (9/19/09); TFL: 1.0 vs. NMSU (10/3/09), at UCLA (9/5/09); Sacks: 1.0 at UCLA (9/5/09); FF: 1.0 vs. NMSU (10/3/09).

■ LAWSON 2009 GAME-BY-GAME

	G	UA-AT-TT	TFL-Yds.	Sacks	Int.	PBU	FF	FR
at UCLA (9/5/09)*	1	1-0-1	1.0-5	1.0-5	0-0	0	0	0
vs. SUU (9/12/09)*	1	0-0-0	0-0	0-0	0-0	0	0	0
at Idaho (9/19/09)*	1	2-1-3	0-0	0-0	0-0	0	0	0
at AFA (9/26/09)*	1	1-1-2	0-0	0-0	0-0	0	0	0
vs. NMSU (10/3/09)*	1	2-1-3	1.0-2	0-0	0-0	0	1	0
vs. BYU (10/17/09)*	1	1-1-2	0-0	0-0	0-0	0	0	0
at CSU (10/24/09)*	1	0-0-0	0-0	0-0	0-0	0	0	0

* = Game started

▶ #14 RYAN LINDLEY

QB, 6-3, 205, So.-1L,
Alpine, Calif. (El Capitan HS)

■ 2009: SDSU's starting quarterback for the 12th time in his career against UCLA ... Threw for 238 yards with a pair of touchdowns, including a career-long 78-yard strike to Vincent Brown ... Accounted for three scores vs. Southern Utah, throwing two TDs and recording his second career rushing touchdown vs. Southern Utah ... Completed 20 of 30 attempts for 287 yards in the win over the Thunderbirds ... Missed part of the Idaho game due to injury, but still managed to throw for 200 yards, completing 21 of his 35 pass attempts with a touchdown ... Then season-best 25 completions on 41 attempts for 284



> SDSU UPDATED PLAYER PROFILES

yards and two TDs at Air Force ... Lone TD pass vs. NMSU proved to be the game-winner in the fourth quarter ... Then season-best 298 passing yards (21-for-33) and three touchdowns against No. 18 BYU ... Career performance in leading SDSU to a 42-28 win at Colorado State, throwing for 459 yards (29-for-43) and a league-record six touchdowns to earn MWC co-POW honors ... The 459 yards are the most by a player in the MWC in 2009, rank sixth nationally and are 12th in school single-game history ... Is currently 15th nationally in passing (269.9) and is 26th nationally in total offense per game (260.7) ... Is the 16th Aztec to throw for at least 4,000 yards in his career ... Has two career 400-yard passing games and five for 300 or more yards ... Has thrown for a TD in 13 straight outings.

■ LINDLEY'S CAREER STATISTICS

Career Statistics	G	Att.	Com.	INT	Yds.	TDs	Eff.	Tot. Off.
2008	11	427	242	9	2,653	16	117.0	2,591
2009	7	254	141	10	1,889	17	132.2	1,825
Totals	18	681	383	19	4,542	32	122.2	3,416

Career Highs: Attempts: 59 at Notre Dame (9/6/08); Completions: 35 vs. UNLV (11/22/09); Passing Yards: 459 at CSU (10/24/09); Long Pass: 78 at UCLA (9/5/09); TDs Passing: 6 at CSU (10/24/09); TDs Rushing: 1 vs. S. Utah (9/12/09), at Notre Dame (9/6/08).

2009 Highs: Attempts: 45 at UCLA (9/5/09); Completions: 29 at CSU (10/24/09); Passing Yards: 459 at CSU (10/24/09); Long Pass: 78 at UCLA (9/5/09); TDs Passing: 6 at CSU (10/24/09).

■ LINDLEY 2009 GAME-BY-GAME

	Passing					Rushing		
	Att.	Com.	INT	Yds.	TDs	Att.	Yds.	TDs
at UCLA (9/5/09)*	45	18	3	238	2	0	0	0
vs. SUU (9/12/09)*	30	20	0	287	2	2	2	1
at Idaho (9/19/09)*	35	21	1	200	1	1	-10	0
at AFA (9/26/09)*	41	25	4	284	2	4	-28	0
vs. NMSU (10/3/09)*	27	7	1	123	1	2	-9	0
vs. BYU (10/17/09)*	33	21	1	298	3	1	-10	0
at CSU (10/24/09)*	29	43	0	459	6	1	-9	0

* = Game started

▶ #94 JEROME LONG

DL, 6-5, 265, So.-1L,
Los Osos, Calif. (Los Osos HS)

■ **2009:** Tallied a sack for a loss of six yards in the opener with UCLA ... Reserve for second straight outing vs. Southern Utah, making one tackle ... Also had an assisted tackle at Idaho and at Air Force ... Two stops in the win over New Mexico State and a season-best four vs. BYU.

■ LONG'S CAREER STATISTICS

Career Statistics	G	UA-AT-TT	TFL-Yds.	Sacks	Int.	PBU	FF	FR
2008	11	14-23-37	2.0-8	1.0-7	0-0	0	0	0
2009	7	6-5-11	1.0-6	1.0-6	0-0	0	0	0
Totals	18	20-28-48	3.0-14	2.0-13	0-0	0	0	0

Career Highs: Tackles: 9 at TCU (10/4/08); TFL: 1.0 at UCLA (9/5/09), at BYU (11/8/08), vs. CSU (10/25/08); Sacks: 1.0 at UCLA (9/5/09), at BYU (11/8/08).

2009 Highs: Tackles: 4 vs. BYU (10/17/09); TFL: 1.0 at UCLA (9/5/09); Sacks: 1.0 at UCLA (9/5/09).

▶ #74 MIKE MATAMUA

OL, 6-4, 290, So.-SQ,
Kapolei, Hawaii (Kapolei HS)

■ **2009:** One of four Aztecs to earn a start in their first collegiate game on Sept. 5 at UCLA ... Started at left guard vs. both the Bruins, Southern Utah and Idaho ... Moved to starting left tackle against Air Force, New Mexico State, BYU and Colorado State.



▶ #2 DAVION MAULDIN

DB, 5-10, 165, Sr.-1L,
Compton, Calif. (Cimarron-Mem. HS/Cerritos JC)

■ **2009:** Made one tackle and returned a punt for three yards in the team's first game of the year at UCLA ... Missed the next three games due to injury, before returning as a reserve in the win vs. New Mexico State ... Made two tackles, including one for a loss of four yards, against the Aggies ... First start of the year at cornerback against BYU, accounting for a tackle and a PBU ... Returned six kickoffs for 160 yards, including a team season-long of 31 yards in the first half vs. the Cougars ... Second start at Colorado State with a tackle and one kick-off return.

■ MAULDIN'S CAREER STATISTICS

Career Statistics	G	UA-AT-TT	TFL-Yds.	Sacks	Int.	PBU	FF	FR
2008	9	10-0-10	1.0-1	0-0	0-0	0	0	0
2009	4	4-1-5	1.0-4	0-0	0-0	1	0	0
Totals	13	14-1-15	2.0-5	0-0	0-0	1	0	0

Kickoff Returns	Att.	Yds.	TD	Avg.	Long
2008	26	588	1	22.6	93
2009	7	175	0	25.0	31
Totals	33	763	1	23.1	93

Career Highs: Tackles: 7 vs. CSU (10/25/08); TFL: 1.0 vs. NMSU (10/3/09), vs. CSU (10/25/08); KO Returns: 6 vs. BYU (10/17/09), vs. Utah (11/15/08); KO Return Yards: 130 vs. CSU (10/25/08); Long KO Return: 93 vs. CSU (10/25/08); Punt Returns: 3 vs. UNLV (11/22/08); Punt Return Yards: 10 at Wyo. (11/1/08); Long Punt Return: 10 at Wyo. (11/1/08).

2009 Highs: Tackles: 2 vs. NMSU (10/3/09); TFL: 1.0 vs. NMSU (10/3/09); Kick Returns: 6 vs. BYU (10/17/09); Kick Return Yards: 160 vs. BYU (10/17/09).



▶ #20 LEON MCFADDEN

DB, 5-10, 165, Fr.-HS,
Bellflower, Calif. (St. John Bosco HS)

■ **2009:** Signed as a wide receiver, but converted to defensive back during fall camp ... One of two true freshmen to start against UCLA ... Earned the starting nod at left cornerback, making two tackles and adding a blocked extra point ... In his second start vs. Southern Utah, blocked another kick and returning it after a lateral for a defensive

extra point ... Also added two stops against the T-Birds ... Two solo tackles as a starter at Idaho and a season-best five stops at Air Force ... Recorded his first career interception in the win over New Mexico State, returning it 39 yards to set up and SDSU field goal ... Came off the bench for the first time this season vs. BYU, logging only one solo tackle ... Starter at left cornerback at Colorado State, posting a pair of tackles.

■ MCFADDEN'S CAREER STATISTICS

Career Statistics	G	UA-AT-TT	TFL-Yds.	Sacks	Int.	PBU	FF	FR
2009	7	11-5-16	0-0	0-0	1-39	0	0	0
Career/2009 Highs:								

(10/3/09); Blocked Kick: 1 vs. S. Utah (9/12/09), at UCLA (9/5/09).

■ MCFADDEN GAME-BY-GAME

	G	UA-AT-TT	TFL-Yds.	Sacks	Int.	PBU	FF	FR
at UCLA (9/5/09)*	1	1-1-2	0-0	0-0	0	0	0	0
vs. SUU (9/12/09)*	1	2-0-2	0-0	0-0	0	0	0	0
at Idaho (9/19/09)*	1	2-0-2	0-0	0-0	0	0	0	0
at AFA (9/29/09)*	1	3-2-5	0-0	0-0	0	0	0	0
vs. NMSU (10/3/09)*	1	1-1-2	0-0	0-0	1-39	0	0	0
vs. BYU (10/14/09)*	1	1-0-1	0-0	0-0	0	0	0	0
at CSU (10/24/09)*	1	1-1-2	0-0	0-0	0	0	0	0

* = Game started

> SDSU UPDATED PLAYER PROFILES



▶ **#34 JERRY MILLING**

LB, 5-10, 215, Sr.-1L,
Palmdale, Calif. (Palmdale HS)

■ **2009:** Team co-captain ... Played in his first outing since last September, starting at linebacker vs. UCLA ... Made four solo tackles, including a pair behind the line of scrimmage for a loss of four yards ... Five solo tackles in his second start of 2009 vs. Southern Utah ... Team-best eight stops with three behind the line of scrimmage at Idaho ... Also contributed his first career sack against the Vandals ... Then career-high 12 tackles at Air Force, becoming the first Aztec in 2009 to reach double-figures ... Four solo efforts in the win vs. New Mexico State ... Improved his single-game best for tackles with 13 in the loss to No. 18 BYU ... Had a team-best six tackles in the win at Colorado State ... Fifth in the MWC in tackles per league game (10.3) and 10th in overall games.

■ **MILING'S CAREER STATISTICS**

Career Statistics	G	UA-AT-TT	TFL-Yds.	Sacks	Int.	PBU	FF	FR
2006	9	2-1-3	0-0	0-0	0-0	0	0	0
2007	5	12-3-15	0-0	0-0	0-0	0	0	0
2008	4	12-16-28	1.5-3	0-0	0-0	1	0	1-0
2009	7	31-21-52	5.5-15	0.5-4	0-0	0	0	0
Totals	25	57-41-98	7.0-18	0.5-4	0-0	1	0	1-0

Career Highs: Tackles: 13 vs. BYU (10/17/09); TFLs: 3.0 at Idaho (9/19/09); Sacks: 0.5 at Idaho (9/19/09); PBU: 1 vs. Idaho (9/27/08); FR: 1 at Notre Dame (9/6/08).

2009 Highs: Tackles: 13 vs. BYU (10/17/09); TFLs: 3.0 at Idaho (9/19/09); Sacks: 0.5 at Idaho (9/19/09).

■ **MILLING 2009 GAME-BY-GAME**

	G	UA-AT-TT	TFL-Yds.	Sacks	Int.	PBU	FF	FR
at UCLA (9/5/09)*	1	4-0-4	2.0-4	0-0	0-0	0	0	0
vs. SUU (9/12/09)*	1	5-0-5	0-0	0-0	0-0	0	0	0
at Idaho (9/19/09)*	1	3-5-8	3.0-10	0.5-4	0-0	0	0	0
at AFA (9/26/09)*	1	3-9-12	0-0	0-0	0-0	0	0	0
vs. NMSU (10/3/09)*	1	4-0-4	0-0	0-0	0-0	0	0	0
vs. BYU (10/17/09)*	1	9-4-13	0.5-1	0-0	0-0	0	0	0
at CSU (10/24/09)*	1	3-3-6	0-0	0-0	0-0	0	0	0

* = Game started



▶ **#62 PETER NELSON**

OL, 6-5, 295, Sr.-2L,
St. Charles, Ill. (St. Charles HS)

■ **2009:** Started his 15th through 21st career games in the team's opening seven contests at right tackle.



▶ **#7 LARRY PARKER**

DB, 5-11, 175, So.-TR,
San Diego, Calif. (St. Augustine HS/Grossmont JC)

■ **2009:** Only JC signee in the 2009 recruiting class ... Is listed as a back-up at right cornerback and could also play a role in the return game ... Made his Aztec debut as a reserve against UCLA, tallying one pass break-up ... Four stops and one PBU in the win over Southern Utah ... Made three tackles in the losses at Idaho and Air Force ... Two stops in the win at Colorado State.

■ **PARKER'S CAREER STATISTICS**

Career Statistics	G	UA-AT-TT	TFL-Yds.	Sacks	Int.	PBU	FF	FR
2009	7	6-8-14	0-0	0-0	0	2	0	0

Career/2009 Highs: Tackles: 4 vs. S. Utah (9/12/09); PBU: 1 vs. S. Utah (9/12/09), at UCLA (9/5/09).



▶ **#15 JOSE PEREZ**

DB, 6-1, 180, Jr.-1L,
Oceanside, Calif. (Oceanside HS)

■ **2009:** Earned the starting nod at cornerback in all but one game this year ... Made two tackles in the opener with the Bruins ... Had three stops against the Thunderbirds and contributed one and a PBU at Idaho ... Had one pass break-up against Air Force ... Three tackles in the win over New Mexico State ... Matched his career-high with five stops and one pass break-up vs. No. 18 BYU, starting at left cornerback ... Reserve vs. Colorado State, but still posted five tackles for the second game in a row.

■ **PEREZ'S CAREER STATISTICS**

Career Statistics	G	UA-AT-TT	TFL-Yds.	Sacks	Int.	PBU	FF	FR
2008	10	7-9-16	1.0-1	0-0	2-9	2	0	0
2009	7	12-7-19	0-0	0-0	0-0	3	0	0
Totals	17	19-16-35	1.0-1	0-0	2-9	5	0	0

Career Highs: Tackles: 5 at CSU (10/24/09), vs. BYU (10/17/09), vs. UNLV (11/22/08); INT: 1 vs. Utah (11/15/08), at Idaho (9/27/08); PBU: 1 vs. BYU (10/17/09), vs. Utah (11/15/08), at Idaho (9/27/08).

2009 Highs: Tackles: 5 at CSU (10/24/09), vs. BYU (10/17/09); PBU: 1 vs. BYU (10/17/09), at Air Force (9/26/09), at Idaho (9/19/09).

■ **PEREZ 2009 GAME-BY-GAME**

	G	UA-AT-TT	TFL-Yds.	Sacks	Int.	PBU	FF	FR
at UCLA (9/5/09)*	1	1-1-2	0-0	0-0	0-0	0	0	0
vs. SUU (9/12/09)*	1	1-2-3	0-0	0-0	0-0	0	0	0
at Idaho (9/19/09)*	1	1-0-1	0-0	0-0	0-0	1	0	0
at AFA (9/26/09)*	1	0-0-0	0-0	0-0	0-0	1	0	0
vs. NMSU (10/3/09)*	1	2-1-3	0-0	0-0	0-0	0	0	0
vs. BYU (10/17/09)*	1	4-1-5	0-0	0-0	0-0	1	0	0
at CSU (10/24/09)	1	3-2-5	0-0	0-0	0-0	0	0	0

* = Game started



▶ **#22 ANDREW PRESTON**

LB, 6-1, 215, Jr.-2L,
Centennial, Colo. (Arapahoe HS)

■ **2009:** Reserve at linebacker in every game ... Had two solo tackles with one of those being for a loss of two yards at UCLA ... Tallied a team game-high seven tackles in the win over Southern Utah, including six solo efforts ... Made four tackles vs. Idaho and New Mexico State and three at Air Force ... Recorded five stops and a pass break-up vs. No. 18 BYU ... Second PBU of the year to go with a half tackle for loss at Colorado State.

■ **PRESTON'S CAREER STATISTICS**

Career Statistics	G	UA-AT-TT	TFL-Yds.	Sacks	Int.	PBU	FF	FR
2007	11	40-32-72	7.0-23	1.0-7	0-0	0	0	0
2008	12	48-34-82	3.5-12	1.0-9	0-0	1	1	0
2009	7	16-11-27	1.5-3	0-0	0-0	2	0	0
Totals	30	104-77-181	12.0-38	2.0-16	0-0	3	1	0

Career Highs: Tackles: 18 vs. Air Force (10/11/08); TFL: 2.0 at SJSU (9/13/08), at UNLV (11/10/07); Sacks: 1.0 at SJSU (9/13/08), vs. PSU (9/22/07); PBU: 1 vs. BYU (10/17/09), at TCU (10/4/08); FF: 1 vs. UNLV (11/22/08).

2009 Highs: Tackles: 7 vs. S. Utah (9/12/09); TFL: 1.0 at UCLA (9/5/09); PBU: 1 at CSU (10/24/09), vs. BYU (10/17/09).



▶ **#69 ERIK QUINONES**

OL, 6-3, 290, Fr.-RS,
Canyon Lake, Calif. (Temescal Canyon HS)

■ **2009:** Saw his first career action as a reserve at left guard against BYU ... Made his first career start at Colorado State.

> SDSU UPDATED PLAYER PROFILES



► #1 DEMARCO SAMPSON

WR, 6-2, 210, Sr.-2L,
Chula Vista, Calif. (Castle Park HS)

■ **2009:** Was in the starting line-up for the first time in his career at UCLA, tallying four catches, including a spectacular one-handed grab, for 39 yards ... Starter again in the home opener with Southern Utah, posting then career bests in both receptions (5), receiving yards (64) and long reception (31 yards) ... Logged four catches for 36 yards as a starter at Idaho ... Fourth-straight start at Air Force, coming up with two catches for 32 yards in the loss ... Two catches for 34 yards, including a 24-yard effort in the win over New Mexico State ... First career multi-TD effort vs. No. 18 BYU, catching one score for seven yards and another for 36 yards ... Ended the night with five catches for 77 yards ... Breakout game of his career at Colorado State, logging 15 catches for 257 yards and three scores to help the team rally from a 14-point halftime deficit ... His 15 receptions are seventh in school history and sixth nationally this season, while his 257 yards set a MWC record in a league game and are the second-best in the nation in 2009 ... Tabbed for MWC co-offensive player of the week award and was one of four up for AT&T All-America Football Player-of-the-Week honors.

■ SAMPSON'S CAREER STATISTICS

Career Statistics	Receiving				
	G	No.	Yds.	TD	Avg.
2005	12	6	60	1	10.0
2008	11	11	111	1	10.1
2009	7	37	539	5	14.6
Totals	30	54	710	7	13.2

Career/2009 Highs: Receptions: 14 at CSU (10/24/09); Receiving Yards: 257 at CSU (10/24/09); Receiving TDs: 3 at CSU (10/24/09); Long Reception: 38 at CSU (10/24/09).

■ SAMPSON 2009 GAME-BY-GAME

	Receiving			
	No.	Yds.	TD	Avg.
at UCLA (9/5/09)*	4	39	0	9.8
vs. SUU (9/12/09)*	5	64	0	12.8
at Idaho (9/19/09)*	4	36	0	9.0
at AFA (9/26/09)*	2	32	0	16.0
vs. NMSU (10/3/09)*	2	34	0	17.0
vs. BYU (10/17/09)*	5	77	2	15.4
at CSU (10/24/09)*	15	257	3	17.1

* = Game started



► #42 NICK SANDFORD

DB, 6-2, 210, Sr.-3L,
Orange, Calif. (El Modena HS)

■ **2009:** Back in the starting line-up for the eighth time in his career at the Aztec position at UCLA ... Made five solo tackles and logged his first career sack for a loss of seven yards vs. the Bruins ... First career pick on the first offensive play of the game against Southern Utah ... One solo and one assisted tackle at Idaho ... Was a reserve at Air Force, making seven stops in the loss ... A starter in the win over New Mexico State, posting six tackles ... Followed that up with seven tackles against BYU ... Second career pick at CSU, setting up an Aztec touchdown.

■ SANDFORD'S CAREER STATISTICS

Career Statistics	G	UA-AT-TT	TFL-Yds.	Sacks	Int.	PBU	FF	FR
2006	12	12-0-12	0-0	0-0	0-0	0	0	0
2007	6	4-1-5	0-0	0-0	0-0	0	0	0
2008	9	29-15-44	2.0-7	0-0	0-0	0	0	0
2009	7	20-10-30	1.5-7	1.0-7	2-33	0	0	0
Totals	34	65-26-91	3.5-14	1.0-7	2-33	0	0	0


Career Highs: Tackles: 10 at Wyoming (11/1/08), at SJSU (9/13/08); TFLs: 2.0 at Wyoming (11/1/08); Sacks: 1.0 at UCLA (9/5/09); INT: 1 at CSU (10/24/09), vs. S. Utah (9/12/09).

2009 Highs: Tackles: 7 vs. BYU (10/17/09), at AFA (9/26/09); TFLs: 1.0 at UCLA (9/5/09); Sacks: 1.0 at UCLA (9/5/09); INT: 1 at CSU (10/24/09), vs. S. Utah (9/12/09).

■ SANDFORD 2009 GAME-BY-GAME

	G	UA-AT-TT	TFL-Yds.	Sacks	Int.	PBU	FF	FR
at UCLA (9/5/09)*	1	5-0-5	1.0-7	1.0-7	0-0	0	0	0
vs. SUU (9/12/09)*	1	0-0-0	0-0	0-0	1-4	0	0	0
at Idaho (9/19/09)*	1	1-1-0	0-0	0-0	0-0	0	0	0
at AFA (9/26/09)	1	2-5-7	0-0	0-0	0-0	0	0	0
vs. NMSU (10/3/09)*	1	5-1-6	0-0	0-0	0-0	0	0	0
vs. BYU (10/17/09)*	1	6-1-7	0-0	0-0	0-0	0	0	0
at CSU (10/24/09)*	1	1-2-3	0.5-0	0-0	1-29	0	0	0

* = Game started



► #40 ZACHARY SHAPIRO

DL, 6-2, 230, Sr.-1L,
Claremont, Calif. (Claremont HS/Nevada)

■ **2009:** Back up at left end behind B.J. Williams ... Was a reserve against UCLA on both defense and special teams ... Only stop was a tackle for a loss of four yards vs. the Bruins ... Also had one stop in the win over Southern Utah ... Career-best four tackles in both road games with Idaho and Air Force ... Added a solo tackle for a loss against the Falcons ... First career sack for a loss of 11 yards in the win over New Mexico State ... Had three tackles overall against the Aggies and also BYU ... Two assisted efforts at Colorado State.

■ SHAPIRO'S CAREER STATISTICS

Career Statistics	G	UA-AT-TT	TFL-Yds.	Sacks	Int.	PBU	FF	FR
2008	7	1-0-1	0-0	0-0	0-0	0	0	0
2009	7	8-10-18	3.0-16	1.0-11	0-0	0	0	0
Totals	14	9-10-19	3.0-16	1.0-11	0-0	0	0	0

Career/2009 Highs: Tackles: 4 at Air Force (9/26/09), at Idaho (9/19/09); TFL: 1.0 vs. NMSU (10/3/09), at Air Force (9/26/09), at UCLA (9/5/09); Sacks: 1.0 vs. NMSU (10/3/09).



► #85 D.J. SHIELDS

TE, 6-4, 240, Fr.-RS,
Bonita, Calif. (Bonita Vista HS)

■ **2009:** Back up at fullback and tight end ... Reserve in all five contests ... Played in his first career contest at UCLA, but did not have a catch ... Also appeared on special teams ... Made his first career reception at Air Force for three yards ... Career-high two catches vs. Brigham Young for five yards ... First career start at TE in the win at CSU.

■ SHIELDS' CAREER STATISTICS

Career Statistics	Receiving				
	G	No.	Yds.	TD	Avg.
2009	7	3	8	0	2.7

Career/2009 Highs: Receptions: 2 vs. BYU (10/17/09); Receiving Yards: 5 vs. BYU (10/17/09); Long Reception: 4 vs. BYU (10/17/09).



► #56 JONATHAN SOTO

DL, 6-3, 260, Sr.-3L,
West Covina, Calif. (Bishop Amat HS)

■ **2009:** Played in his 35th career game and made his 21st start in the opener with UCLA ... Had one solo tackle in the loss to the Bruins ... Saw his string of consecutive games snapped at 30, as he sat out the Southern Utah outing due to injury ... Returned as a reserve at Idaho, making one solo tackle, and at Air Force, tallying four stops ... Did not have a tackle against NMSU ... Had a sack for a loss of nine yards in the win at Colorado State.

> SDSU UPDATED PLAYER PROFILES

■ SOTO'S CAREER STATISTICS

Career Statistics	G	UA-AT-TT	TFL-Yds.	Sacks	Int.	PBU	FF	FR
2005	10	9-2-11	0-0	0-0	0-0	0	0	0
2006	DNP-Redshirt							
2007	12	22-13-35	4.5-19	3.0-15	0-0	2	1	0
2008	12	27-30-57	4.5-14	2.5-10	0-0	0	1	0
2009	6	5-4-9	1.0-9	1.0-9	0-0	0	0	0
Totals	40	63-49-112	10.0-42	6.5-34	0-0	2	2	0

Career Highs: Tackles: 8 at TCU (10/4/08), vs. Cal Poly (8/30/08); TFL: 2.0 vs. Cal Poly (8/30/08); Sacks: 1.5 vs. Cal Poly (8/30/08); PBU: 1 vs. UNM (10/20/07), at CSU (10/6/07); FF: 1 vs. vs. Air Force (10/11/08), vs. PSU (9/22/07).

2009 Highs: Tackles: 4 at Air Force (9/26/09); TFL: at CSU (10/24/09); Sacks: 1.0 at CSU (10/24/09).



▶ #14 BRIAN STAHOVICH

P/K, 6-0, 170, So.-1L,
Solana Beach, Calif. (Cathedral Catholic HS)


■ **2009:** Is currently ranked 4th nationally in punting average (45.81) and first in the Mountain West ... Has 11 kicks of 50 or more yards (out of 32 attempts) in 2009 and 19 for his career ... Helped the Aztecs rank 11th in the nation and second in the league in net punt average (39.00) ... Had eight punts for an average of 44.8 yards at UCLA ... Long punt vs. the Bruins was a 51-yarder and also had one drop inside the 20-yard line ... Had just two punts in the win over Southern Utah, booming one 50 yards and the other 41 yards ... Averaged 46.3 yards on three boots at Idaho with a long of 51 yards ... Booted two season-long 57-yard punts at Air Force and also added a pair of 56-yard efforts ... Punt average of 52.5 against the Falcons is fourth-best in Aztec single-game history and a career high ... Six punts, including three that were fair caught, with an average of 44.8 in the win over NMSU ... Two 50-yard punts vs. BYU and one at CSU.

■ STAHOVICH'S CAREER STATISTICS

Career Statistics	G	No.	Yds.	Avg.	Long	TB	FC	I20	Blk.
2008	12	71	2,807	39.5	65	6	19	14	1
2009	7	32	1,466	45.8	57	5	7	4	0
Totals	19	103	4,273	41.5	65	11	26	18	1

Career Highs: Punts: 10 at TCU (10/4/08); Yards: 412 at San Jose State (9/13/08); Avg.: 52.5 (6-for-315) at Air Force (9/26/09); Long: 65 at San Jose State (9/13/08).

2009 Highs: Punts: 8 at UCLA (9/5/09); Yards: 358 at UCLA (9/5/09); Avg.: 52.5 (6-for-315) at Air Force (9/26/09); Long: 57, two times.



▶ #23 BRANDON SULLIVAN

RB, 5-11, 215, Jr.-2L,
Poway, Calif. (Poway HS)

■ **2009:** Had a team-best nine carries for 25 yards as a reserve vs. UCLA ... Also made one catch for four yards ... First career 100-yard rushing game against Southern Utah, posting 111 yards on 24 carries with a long of 18 yards ... Starter at Idaho, recording 10 carries for 31 yards, before missing the rest of the game due to injury ... Did not play against Air Force or New Mexico State ... Came back to score a one-yard TD vs. BYU ... Team's leading rusher at CSU, carrying 22 times for 65 yards, while also adding a pair of receptions.

■ SULLIVAN'S CAREER STATISTICS

Career Statistics	Rushing					Receiving			
	G	Att.	Yds.	TD	Avg.	No.	Yds.	TD	Avg.
2007	11	58	220	2	3.8	18	119	0	6.6
2008	8	48	185	1	3.9	21	205	2	9.8
2009	5	67	233	1	3.5	8	42	0	5.2
Totals	24	173	638	4	3.7	47	366	2	7.8

Career Highs: Carries: 24 vs. S. Utah (9/12/09); Rushing Yards: 111 vs. S. Utah (9/12/09); Rushing TD: 1, four times; Long Rush: 25 at UNLV (11/10/07); Receptions: 9 vs. Cal Poly (8/30/08); Receiving Yards: 68 at

UNLV (11/10/07); Long Reception: 45 vs. Idaho (9/27/08); Long Kickoff Return: 17 vs. WSU (9/8/07).

2009 Highs: Carries: 24 vs. S. Utah (9/12/09); Rushing Yards: 111 vs. S. Utah (9/12/09); Rushing TD: 1 vs. BYU (10/17/09); Long Rush: 18 vs. S. Utah (9/12/09); Receptions: 3 vs. S. Utah (9/12/09); Receiving Yards: 19 vs. S. Utah (9/12/09); Long Reception: 10 vs. S. Utah (9/12/09).

■ SULLIVAN 2009 GAME-BY-GAME

	Rushing				Receiving			
	Att.	Yds.	TD	Avg.	No.	Yds.	TD	Avg.
at UCLA (9/6/09)	9	25	0	2.8	1	4	0	4.0
vs. SUU (9/12/09)	24	111	0	4.6	3	19	0	6.3
at Idaho (9/19/09)*	10	31	0	3.1	1	9	0	9.0
at AFA (9/26/09)	DNP-INJ.							
vs. NMSU (10/3/09)	DNP-INJ.							
vs. BYU (10/17/09)	2	1	1	0.5	1	7	0	7.0
at CSU (10/24/09)	22	65	0	3.0	2	3	0	1.5



▶ #47 JACOB TAUANUU

DL, 6-1, 240, Jr.-RS,
San Diego, Calif. (Helix HS/UAB)

■ **2009:** Appeared in his first game in the Red & Black in the opener against UCLA ... Both of his stops vs. the Bruins were behind the line of scrimmage ... Also tallied a pass break-up ... Made good on his first career start, coming away with two sacks and a forced fumble vs. Southern Utah ... Starter again at Idaho, but had just one solo tackle ... Second start at Air Force ending up with a season-high six tackles and his second PBU ... Two solo efforts against NMSU and one vs. BYU.

■ TAUANUU'S CAREER STATISTICS

Career Statistics	G	UA-AT-TT	TFL-Yds.	Sacks	Int.	PBU	FF	FR
2009	7	9-5-14	4.0-15	2.0-13	0	2	1	0

Career Highs: Tackles: 6 at Air Force (9/26/09); TFL: 2.0 vs. S. Utah (9/12/09), at UCLA (9/5/09); PBU: 1 at Air Force (9/26/09), at UCLA (9/5/09); FF: 1 vs. S. Utah (9/12/09).



▶ #7 ALSTON UMUOLO

TE, 6-4, 245, Jr.-2L,
Phoenix, Ariz. (Centennial HS)

■ **2009:** Starter at tight end against UCLA, making two catches for 14 yards ... Started for second time in home opener with Southern Utah, logging one reception for 14 yards in the win ... Two grabs for 14 yards at Idaho and three for 20 yards at Air Force ... Starter vs. NMSU and BYU ... First touchdown since 2007 against the Cougars on a fourth-down passing play for six yards ... Also completed his second career pass in the first quarter for 24 yards to freshman Preston King, setting up the team's second TD of the afternoon ... Career-long 60-yard reception for a touchdown to secure the victory at Colorado State.

■ UMUOLO'S CAREER STATISTICS

Career Statistics	G	Receiving		
		No.	Yds.	TD
2007	11	6	67	1
2008	10	14	110	0
2009	7	11	140	2
Totals	28	31	317	3

Career Highs: Receptions: 8 vs. UNLV (11/22/08); Receiving Yards: 74 vs. UNLV (11/22/07); Receiving TD: 1, three times; Long Reception: 60 at CSU (10/24/09).

2009 Highs: Receptions: 3 at Air Force (9/26/09); Receiving Yards: 60 at CSU (10/24/09); Receiving TD: 1 at CSU (10/24/09), vs. BYU (10/17/09); Long Reception: 60 at CSU (10/24/09).

> SDSU UPDATED PLAYER PROFILES

■ UMUOLO 2009 GAME-BY-GAME

	Receiving			
	No.	Yds.	TD	Avg.
at UCLA (9/5/09)*	2	14	0	7.0
vs. SUU (9/12/09)*	1	14	0	14.0
at Idaho (9/19/09)	2	14	0	7.0
at AFA (9/26/09)*	3	20	0	6.7
vs. NMSU (10/3/09)*	0	0	0	0.0
vs. BYU (10/17/09)*	2	18	1	9.0
at CSU (10/24/09)*	1	60	1	60.0

* = Game started

▶ #18 ROBERTO WALLACE



WR, 6-4, 225, Sr.-2L,
Oceanside, Calif. (Oceanside HS)

■ 2009: Caught three passes for 29 yards at UCLA as a reserve ... Starter vs. Southern Utah, making his first TD catch of the year on a 12-yard grab in the first quarter ... Ended up with three receptions for 42 yards ... Had a touchdown for the second straight week on a eight-yard

catch in the second quarter at Idaho ... Finished the game with three receptions for 34 yards ... Three catches for 29 yards at Air Force and one grab for 11 yards vs. No. 18 BYU ... Season-best five catches and a career-high 70 receiving yards, including a 34-yarder to set up an SDSU TD, at Colorado State.

■ WALLACE'S CAREER STATISTICS

Career Statistics	Receiving				
	G	No.	Yds.	TD	Avg.
2007	9	6	72	0	12.0
2008	11	31	405	1	13.1
2009	7	18	215	2	11.9
Totals	27	55	692	3	12.6

Career Highs: Receptions: 7 at Wyo. (11/1/08); Receiving Yards: 70 at CSU (10/24/09); TD Reception: 1 vs. S. Utah (9/12/09), vs. Cal Poly (8/30/08); Long Reception: 34 at CSU (10/24/09), at TCU (10/4/08).

2009 Highs: Receptions: 5, at CSU (10/24/09); Receiving Yards: 70 at CSU (10/24/09); TD Reception: 1 at Idaho (9/19/09), vs. S. Utah (9/12/09); Long Reception: 34 at CSU (10/24/09).

■ WALLACE 2009 GAME-BY-GAME

	Receiving			
	No.	Yds.	TD	Avg.
at UCLA (9/5/09)	3	29	0	9.7
vs. SUU (9/12/09)*	3	42	1	14.0
at Idaho (9/19/09)*	3	34	1	11.3
at AFA (9/26/09)	3	29	0	9.7
vs. NMSU (10/3/09)	0	0	0	0.0
vs. BYU (10/17/09)	1	11	0	11.0
at CSU (10/24/09)	5	70	0	14.0

▶ #27 WILLIE WATTERS



FB, 6-2, 225, Sr.-SQ,
Englewood, Colo. (Palomar JC/Cherry Creek HS)

■ 2009: Starter at fullback after moving over from the defensive side of the ball ... Played in his first game of 2009 as a starter vs. New Mexico State ... First career catch was for a five-yard touchdown against the Aggies ... Starter for the second straight week vs. BYU ... A reserve at CSU.

■ WATTERS' CAREER STATISTICS

Career Statistics	Receiving				
	G	No.	Yds.	TD	Avg.
2009	3	1	5	1	5.0

Career/2009 Highs: Receptions: 1 vs. NMSU (10/3/09); Receiving Yards: 5 vs. NMSU (10/3/09); Long Reception: 5 vs. NMSU (10/3/09); Receiving TD: 1 vs. NMSU (10/3/09).



▶ #3 MEKELL WESLEY

WR, 5-10, 180, Sr.-3L,
Chandler, Ariz. (Hamilton HS)

■ 2009: Back-up at one WR spot, as well as at punt and kick returner ... Played but did not have a catch in the opener with UCLA ... One rush for three yards and had two kickoff returns for 45 yards, including a long of 23 against Southern Utah ... Played but did not have a catch at Idaho ... Made his first three receptions of the year at Air Force for 22 yards ... Did not play against NMSU, BYU or CSU.

■ WESLEY'S CAREER STATISTICS

Career Statistics	Receiving				
	G	No.	Yds.	TD	Avg.
2006	8	4	18	0	4.5
2007	12	1	17	0	17.0
2008	10	12	151	0	12.6
2009	5	3	22	0	7.3
Totals	35	20	208	0	10.4

Career Highs: Receptions: 6 vs. Idaho (9/27/08); Rec. Yards: 109 vs. Idaho (9/27/08); Long Rec.: 39 vs. Idaho (9/27/08); Carries: 4 at BYU (11/8/08); Rush. Yards: 18 at BYU (11/8/08); Rushing TD: 1 at TCU (10/4/08); KO Returns: 6 vs. BYU (12/1/07); KO Return Yards: 178 at UNLV (11/10/07); Long KO Return: 89 at UNLV (11/10/07).

2009 Highs: Receptions: 3 at Air Force (9/26/09); Receiving Yards: 22 at Air Force (9/26/09); KO Returns: 2 vs. S. Utah (9/12/09); KO Return Yards: 45 vs. S.Utah (9/12/09); Long KO Return: 23 vs. S. Utah (9/12/09).

▶ #9 DREW WESTLING



QB, 6-2, 210, Sr.-1L,
Mission Viejo, Calif. (Aliso Niguel High/Southwestern JC)

■ 2009: Is the Aztecs' back-up at quarterback ... Did not see any action in the first games of the season at UCLA or vs. Southern Utah ... Season debut against Idaho, engineering a second-quarter touchdown drive ... Completed four of his six pass attempts for 41 yards, including his first career TD pass on a eight-yard play to Roberto

Wallace.

■ WESTLING'S CAREER STATISTICS

Career Statistics	G	Att.	Com.	INT	Yds.	TDs	Eff.	Tot. Off.
2008	4	56	27	2	206	0	71.97	180
2009	1	6	4	0	41	1	179.1	41
Totals	5	62	31	2	247	1	82.34	221

Career Highs: Attempts: 35 vs. Air Force (10/11/08); Completions: 18 vs. Air Force (10/11/08); Passing Yards: 128 vs. Air Force (10/11/08); Long Pass: 34 at TCU (10/4/08); Passing TD: 1 at Idaho (9/19/09).

▶ #90 B.J. WILLIAMS



DE, 6-3, 240, Jr.-2L,
Aurora, Colo. (Eaglecrest HS)

■ 2009: Starter at defensive end in the first three games ... Recovered a fumble deep in SDSU territory in the first half against UCLA ... Four tackles with one sack in the win over Southern Utah ... Had four stops for the second game in a row at Idaho ... Three tackles, including one for a loss, at Air Force ... Season-best five stops with a sack in the win over New Mexico State ... Five tackles for the second game in a row vs. No. 18 BYU ... Three stops and a half tackle for loss at Colorado State.

■ WILLIAMS' CAREER STATISTICS

Career Statistics	G	UA-AT-TT	TFL-Yds.	Sacks	Int.	PBU	FF	FR
2007	12	20-25-45	3.0-13	1.5-17	0-0	1	0	0
2008	11	36-38-74	10.5-31	3.5-19	0-0	0	0	2-10
2009	7	15-9-24	4.0-16	2.0-13	0-0	0	0	1-0
Totals	30	71-72-143	17.5-60	7.0-49	0-0	1	0	3-10

> SDSU UPDATED PLAYER PROFILES


Career Highs: Tackles: 11 at BYU (11/8/08); TFL: at BYU (11/8/08); Sack: 1.0 at BYU (11/8/08), TCU (10/4/08), at SJSU (9/13/08), at UNLV (11/10/07); PBU: 1 vs. PSU (9/22/07); FR: 1 at UCLA (9/5/09), at BYU (11/8/08), vs. Air Force (10/11/08).

2009 Highs: Tackles: 5 vs. BYU (10/17/09), vs. NMSU (10/3/09); TFLs: 1.0 vs. NMSU (10/3/09), at Air Force (9/26/09), vs. S. Utah (9/12/09); Sacks: 1.0 vs. NMSU (10/3/09), vs. S. Utah (9/12/09); FR: 1 at UCLA (9/5/09).

■ WILLIAMS 2009 GAME-BY-GAME

	G	UA-AT-TT	TFL-Yds.	Sacks	Int.	PBU	FF	FR
at UCLA (9/5/09)*	1	0-0-0	0-0	0-0	0-0	0	0	1-0
vs. SUU (9/12/09)*	1	3-1-4	1.0-5	1.0-5	0-0	0	0	0
at Idaho (9/19/09)*	1	2-2-4	0.5-1	0-0	0-0	0	0	0
at AFA (9/26/09)*	1	1-2-3	1.0-1	0-0	0-0	0	0	0
vs. NMSU (10/3/09)*	1	3-2-5	1.0-8	1.0-8	0-0	0	0	0
vs. BYU (10/17/09)*	1	4-1-5	0-0	0-0	0-0	0	0	0
at CSU (10/24/09)*	1	2-1-3	0.5-1	0-0	0-0	0	0	0

* = Game started



▶ #52 MARCUS YARBROUGH

LB, 6-2, 235, Jr.-2L,
San Diego, Calif. (Eastlake HS)

■ **2009:** Back-up at middle linebacker ... Had two solo efforts and one pass break-up at UCLA ... One stop vs. Southern Utah and one at Idaho ... Tallied a pair of assisted stops against Air Force and New Mexico State ... First career tackles for a loss against BYU, ending the afternoon with four stops overall ... Two solos and a quarterback

hurry at CSU.

■ YARBROUGH'S CAREER STATISTICS

Career Statistics	G	UA-AT-TT	TFL-Yds.	Sacks	Int.	PBU	FF	FR
2007	11	4-5-9	0-0	0-0	0-0	0	0	0
2008	10	17-11-28	0-0	0-0	0-0	0	0	0
2009	7	7-7-14	1.0-3	0-0	0-0	1	0	0
Totals	28	28-23-51	1.0-3	0-0	0-0	1	0	0

Career Highs: Tackles: 6 at Wyo. (11/1/08), vs. Idaho (9/27/08); PBU: 1 at UCLA (9/5/09).

2009 Highs: Tackles: 4 vs. BYU (10/17/09); TFL: 1.0 vs. BYU (10/17/09); PBU: 1 at UCLA (9/5/09).



▶ #88 LANE YOSHIDA

PK, 5-10, 190, Sr.-1L,
Pinole, Calif. (Pinole Valley HS/Reedley JC)

■ **2009:** SDSU's starting place-kicker, who also does kick-offs ... Made both extra-point attempts against UCLA, but had his only field goal try blocked ... First field goal of the year vs. Southern Utah from 31 yards, but had his second attempt hit the upright ... Made two 40-plus yard field goals in the same outing for the first time in his career,

kicking a 46-yarder and a 47-yarder at Idaho ... Missed on a 54-yard attempt at Air Force ... Was 2-for-3 against New Mexico State, attempting and converting his first two kicks of under 30 yards this season ... Did not try a field goal against BYU ... Missed a 32-yard field goal at CSU.

■ YOSHIDA'S CAREER STATISTICS

Career Stats	FGM-A	Pct.	01-19	20-29	30-39	40-49	50-99	Lg.	Blk.
2008	8-12	.667	0-0	1-2	4-5	3-4	0-1	49	1
2009	5-10	.500	1-1	1-1	1-4	2-3	0-1	47	1
Totals	13-22	.591	1-1	2-3	5-9	5-7	0-2	49	2

Career Highs: Field Goals: 2, three times; Long Field Goal: 49 at BYU (11/8/08)

2009 Highs: Field Goals: 2 vs. NMSU (10/3/09), at Idaho (9/19/09); Long Field Goal: 47 at Idaho (9/19/09).

Alphabetical

No.	Name	Pos.
67	Aken-Moleta, Ikaika	OL
26	Andrews, Marcus	DB
44	Andrews, Rob	LB
49	Autele, J.J.	DL
54	Barksdale, Demetrius	LB
47	Berhe, Nat	DB
12	Bernards, Jake	QB
58	Brewer, Aaron	LS
30	Brown, Davon	RB
80	Brown, Vincent	WR
9	Burris, Miles	LB
32	Camarda, Vincent	DB
16	Clark, Ryne	QB
13	Davis, Brandon	DB
17	Deakin, Doug	WR
41	DeMartinis, Tony	TE
84	Denso, Dylan	WR
60	Draheim, Tommie	OL
46	Driver, Jacob	LB
24	Edwards, Kwincy	DB
68	Emberate, Nik	OL
88	Escobar, Gavin	TE
11	Fantroy, Martrell	DB
73	Farr, Kellen	OL
16	Finkel, Bryan	LB
63	Gibbs, Larry	DL
50	Gordert, Chris	DL
65	Gordon, Japheth	OL
75	Grassilli, Leo	OL
1	Gregorio, Andy	DB
21	Gregorio, Robert	WR
79	Gunther, Kurtis	OL
37	Harris, Vaness	LB
43	Heers, Brice	FB
5	Hemmings, Dey Juan	DB
6	Henderson, Atiyyah	RB
89	Hewitt, Hunter	TE
4	Horn, Romeo	DB
97	Ikonne, Eric	DL
50	Iosefa, Trask	OL
71	Johnson, Alec	OL
81	Jones, Marven	WR
20	Kawulok, Matthew	TE
31	Kazee, Walter	RB
31	Ketchum, Logan	LB
2	King, Preston	RB
11	Kohn, Brandon	WR
35	Laolagi, Luke	LB
99	Lawson, Ernie	DL
23	Lemon, Gabe	DB
30	Lewis, Darryn	DB
14	Lindley, Ryan	QB
38	Lockett, Colin	DB
94	Long, Jerome	DL
29	Mack, Derek	DB
74	Matamua, Mike	OL
2	Mauldin, Davion	DB
20	McFadden, Leon	DB
78	Milholland, Brian	OL
32	Miller, Anthony	RB
51	Miller, Jimmy	OL
34	Milling, Jerry	LB
21	Moore, Aaron	DB
48	Moses, Eron	DL
62	Nelson, Peter	OL

Numerical

No.	Name	Pos.	Ht.	Wt.	Yr.	Exp.	Hometown (High School/College)
1	Andy Gregorio	DB	5-9	190	Jr.	SQ	Rolling Hills, Calif. (Palos Verdes High)
1	DeMarco Sampson	WR	6-2	210	Sr.	2L	Chula Vista, Calif. (Castle Park High)
2	Davion Mauldin	DB	5-10	165	Sr.	1L	Compton, Calif. (Cimarron-Memorial High/Cerritos CC)
2	Preston King	RB	5-10	175	Fr.	HS	Rancho Santa Margarita, Calif. (Tesoro High)
3	Mekell Wesley	WR	5-10	180	Sr.	3L	Chandler, Ariz. (Hamilton High)
4	Romeo Horn	DB	6-0	190	Jr.	2L	Fresno, Calif. (Edison High)
4	Dominique Sandifer	WR	6-0	180	Fr.	RS	Gardena, Calif. (Beverly Hills High)
5	Dey Juan Hemmings	DB	5-11	190	Jr.	2L	San Bernardino, Calif. (Rialto High)
6	Atiyyah Henderson	RB	5-9	185	Sr.	3L	Rockledge, Fla. (Rockledge High)
7	Larry Parker	DB	5-11	175	So.	TR	San Diego, Calif. (St. Augustine High/Grossmont JC)
7	Alston Umuolo	TE	6-4	245	Jr.	2L	Phoenix, Ariz. (Centennial High)
9	Miles Burris	LB	6-2	235	So.	1L	Granite Bay, Calif. (Granite Bay High)
9	Drew Westling	QB	6-2	210	Sr.	1L	Mission Viejo, Calif. (Aliso Niguel HS/Southwestern JC)
10	Josh O'Brien	DB	6-4	215	Jr.	SQ	Del Mar, Calif. (Santa Fe Christian High)
11	Martrell Fantroy	DB	6-1	215	Jr.	1L	Las Vegas, Nev. (Bishop Gorman High)
11	Brandon Kohn	WR	5-11	200	Sr.	SQ	Fairfield, Calif. (Fairfield High/Contra Costa College)
12	Jake Bernards	QB	6-5	200	Fr.	HS	Valencia, Calif. (West Ranch High)
12	Darryn Lewis	DB	5-9	155	Jr.	1L	Elk Grove, Calif. (Franklin High)
13	Brandon Davis	DB	6-2	185	So.	1L	Oakland, Calif. (Castlemont High)
14	Ryan Lindley	QB	6-3	205	So.	1L	Alpine, Calif. (El Capitan High)
14	Brian Stahovich	P/K	6-0	175	So.	1L	Solana Beach, Calif. (Cathedral Catholic High)
15	Jose Perez	DB	6-1	180	Jr.	1L	Oceanside, Calif. (Oceanside High)
16	Ryne Clark	QB	6-2	190	Fr.	HS	Palm Desert, Calif. (Palm Desert High)
16	Bryan Finkel	LB	6-2	220	Sr.	SQ	South Tahoe, Calif. (South Tahoe High/Linfield College)
17	Doug Deakin	WR	6-0	180	Jr.	SQ	Oak Park, Calif. (Oak Park High)
17	Josh Wade	DB	6-0	180	Fr.	RS	San Diego, Calif. (Point Loma High)
18	Roberto Wallace	WR	6-4	225	Sr.	2L	Oceanside, Calif. (Oceanside High)
19	Jon Toledo	WR	6-3	215	Sr.	2L	Encinitas, Calif. (La Costa Canyon High)
20	Matthew Kawulok	TE	6-2	235	Sr.	3L	Boulder, Colo. (Monarch High)
20	Leon McFadden	DB	5-10	165	Fr.	HS	Bellflower, Calif. (St. John Bosco High)
21	Robert Gregorio	RB	5-10	165	Fr.	RS	Rolling Hills, Calif. (Palos Verdes High)
21	Aaron Moore	DB	6-0	190	Sr.	3L	Tampa, Fla. (Jefferson High)
22	Andrew Preston	LB	6-1	215	Jr.	2L	Centennial, Colo. (Arapahoe High)
23	Gabe Lemon	DB	5-10	175	Fr.	HS	Orange, Calif. (Lutheran High)
23	Brandon Sullivan	RB	5-11	215	Jr.	2L	Poway, Calif. (Poway High)
24	Kwincy Edwards	DB	5-11	175	Sr.	1L	Palmdale, Calif. (Palmdale High)
26	Marcus Andrews	DB	6-0	175	Fr.	HS	Los Angeles, Calif. (Crenshaw High)
27	Eric Pinkins	DB	6-3	180	Fr.	HS	Sacramento, Calif. (Inderkum High)
27	Willie Watters	FB	6-2	225	Sr.	SQ	Englewood, Colo. (Cherry Creek High/Palomar JC)
29	Derek Mack	DB	5-7	155	Fr.	RS	Spring Valley, Calif. (Otay Ranch High)
29	Bryan Shields	K/P	6-1	190	Jr.	SQ	Bonita, Calif. (Bonita Vista High/Utah State)
30	Davon Brown	RB	5-9	180	Jr.	2L	Torrance, Calif. (South High)
31	Walter Kazee	RB	5-9	175	Fr.	HS	San Bernardino, Calif. (Cajon High)
31	Logan Ketchum	LB	6-3	215	So.	SQ	Oak Park, Calif. (Oak Park High)
32	Vincent Camarda	DB	6-2	195	So.	SQ	San Diego, Calif. (Cathedral Catholic High)
32	Anthony Miller	RB	6-0	220	Fr.	HS	Dallas, Texas (Carter High)
33	Colin Shumate	LB	6-2	220	Fr.	RS	Las Vegas, Nev. (Las Vegas High)
34	Jerry Milling	LB	5-10	215	Sr.	1L	Palmdale, Calif. (Palmdale High)
35	Luke Laolagi	LB	6-1	225	Sr.	3L	Reseda, Calif. (Birmingham High)
36	Nick Tenhaeff	LB	6-2	205	Fr.	HS	Atascadero, Calif. (Atascadero High)
36	Chad Young	FB	5-11	250	Fr.	HS	La Verne, Calif. (Glendora High)
37	Vaness Harris	LB	6-2	215	Fr.	HS	Los Angeles, Calif. (Dorsey High)
37	James Simon	RB	5-7	175	So.	SQ	San Diego, Calif. (University City High)
38	Colin Lockett	DB	6-0	165	Fr.	HS	Diamond Bar, Calif. (Diamond Bar High)
40	Zachary Shapiro	DL	6-2	230	Sr.	1L	Claremont, Calif. (Claremont High/Nevada)
41	Tony DeMartinis	TE	6-5	255	Sr.	3L	Sun Valley, Calif. (Notre Dame High)
42	Nick Sandford	DB	6-2	210	Sr.	3L	Orange, Calif. (El Modena High)
43	Brice Heers	FB	5-11	215	Fr.	HS	Encinitas, Calif. (Santa Fe Christian High)
43	Ross Williams	DB	6-3	195	Fr.	RS	Rancho Santa Margarita, Calif. (Mission Viejo High)
44	Rob Andrews	LB	6-2	225	Fr.	RS	Pleasanton, Calif. (Foothill High)
45	Khalid Stevens	DB	5-11	200	Fr.	HS	Pacific Palisades, Calif. (Palisades High)
46	Jacob Driver	LB	6-2	210	Fr.	HS	Carlsbad, Calif. (La Costa Canyon High)
47	Nat Berhe	DB	5-10	160	Fr.	HS	Colton, Calif. (Colton High)
47	Jacob Tauanuu	DL	6-1	240	Jr.	RS	San Diego, Calif. (Helix High/UAB)
48	Eron Moses	DL	6-4	235	So.	SQ	Yorba Linda, Calif. (Esperanza High)

Numerical

No.	Name	Pos.	Ht.	Wt.	Yr.	Exp.	Hometown (High School/College)
49	J.J. Autele	DL	6-1	245	So.	SQ	Waipahu, Hawaii (Punahou High)
50	Chris Gordert	LB	6-0	225	Fr.	RS	Honolulu, Hawaii (Mira Mesa High (Calif.))
50	Trask Iosefa	OL	6-0	290	Jr.	2L	Ewa Beach, Hawaii (Punahou High)
51	Jimmy Miller	OL	6-3	290	Fr.	RS	Denver, Colo. (J.K. Mullen High)
51	Isaac Sensabaugh	LB	6-0	200	Fr.	RS	Long Beach, Calif. (Long Beach Poly High)
52	Marcus Yarbrough	LB	6-2	235	Jr.	2L	San Diego, Calif. (Eastlake High)
53	Emilio Rivera	OL	6-4	295	So.	1L	Sylmar, Calif. (Sylmar High)
54	Demetrius Barksdale	LB	6-3	210	So.	SQ	San Diego, Calif. (University City High)
55	Neil Spencer	DL	6-2	265	So.	1L	Las Vegas, Nev. (Cimmarron-Memorial High)
56	Jonathan Soto	DL	6-3	260	Sr.	3L	West Covina, Calif. (Bishop Amat High)
58	Aaron Brewer	LS	6-5	215	So.	1L	Fullerton, Calif. (Troy High)
59	Garrett Riggio	DL	6-4	240	Fr.	HS	San Fernando, Calif. (Notre Dame Prep High (Ariz.))
60	Tommie Draheim	OL	6-4	290	So.	SQ	Lakeside, Calif. (El Capitan High)
62	Peter Nelson	OL	6-5	295	Sr.	2L	St. Charles, Ill. (St. Charles North High)
63	Larry Gibbs	DL	6-0	230	So.	HS	Riverside, Calif. (Riverside Ramona High)
65	Japheth Gordon	OL	6-3	260	Fr.	HS	Canyon Country, Calif. (Canyon High)
67	Ikaika Aken-Moleta	OL	6-2	295	Sr.	1L	Kapolei, Hawaii (Kapolei High)
68	Nik Embernate	OL	6-4	290	Fr.	HS	Yucaipa, Calif. (Yucaipa High)
69	Erik Quinones	OL	6-3	290	Fr.	RS	Canyon Lake, Calif. (Temescal Canyon High)
71	Alec Johnson	OL	6-3	300	Fr.	RS	Denver, Colo. (J.K. Mullen High)
72	Tom Rische	OL	6-4	290	Jr.	SQ	Fresno, Calif. (Bullard High)
73	Kellen Farr	OL	6-7	300	So.	1L	Mesa, Ariz. (Red Mountain High)
74	Mike Matamua	OL	6-4	290	So.	SQ	Kapolei, Hawaii (Kapolei High)
75	Leo Grassilli	OL	6-3	290	So.	SQ	Woodbridge, Va. (Hylton High)
77	Damian Shankle	OL	6-2	295	Sr.	SQ	Laguna Niguel, Calif. (Aliso Niguel High/Saddleback College)
78	Brian Milholland	OL	6-6	300	Fr.	RS	San Diego, Calif. (Helix High)
79	Kurtis Gunther	OL	6-8	285	So.	1L	Camarillo, Calif. (Adolfo Camarillo High)
80	Vincent Brown	WR	6-0	180	Jr.	2L	Rancho Cucamonga, Calif. (Rancho Cucamonga High)
81	Marven Jones	WR	6-4	205	Fr.	HS	San Diego, Calif. (Kearny High)
83	Osmond Nicholas	WR	6-3	195	Fr.	HS	Oceanside, Calif. (Oceanside High)
84	Dylan Denso	WR	6-2	205	Fr.	HS	Dana Point, Calif. (Dana Hills High)
85	D.J. Shields	TE	6-4	240	Fr.	RS	Bonita, Calif. (Bonita Vista High)
86	Michael Vandenkolk	WR	6-0	185	Fr.	TR	Carlsbad, Calif. (Carlsbad High/Washington State)
87	Javier Nicholas	WR	6-0	190	So.	HS	Oceanside, Calif. (Oceanside High)
88	Gavin Escobar	TE	6-6	210	Fr.	HS	Rancho Santa Margarita, Calif. (Santa Margarita Catholic High)
88	Lane Yoshida	K	5-10	190	Sr.	1L	Pinole, Calif. (Pinole Valley HS/Reedley College)
89	Hunter Hewitt	TE	6-5	235	Fr.	RS	Lafayette, Calif. (Acalanes High)
90	B.J. Williams	DL	6-3	240	Jr.	2L	Aurora, Colo. (Eaglecrest High)
91	Frederick Trujillo	DL	6-1	220	Fr.	RS	Albuquerque, N.M. (Highland High)
94	Jerome Long	DL	6-5	265	So.	1L	Los Osos, Calif. (Morro Bay High)
95	Michael Snead	DL	6-4	250	So.	SQ	Oakland, Calif. (Skyline High)
96	Greg Scott	DL	6-2	265	Fr.	RS	Torrance, Calif. (Bishop Montgomery High)
97	Eric Ikonne	DL	6-0	250	Jr.	1L	Dallas, Texas (Newman Smith High)
99	Ernie Lawson	DL	6-3	270	Jr.	2L	Vallejo, Calif. (St. Patrick-St. Vincent High)

Alphabetical

No.	Name	Pos.
87	Nicholas, Javier	WR
83	Nicholas, Osmond	WR
10	O'Brien, Josh	DB
7	Parker, Larry	DB
15	Perez, Jose	DB
27	Pinkins, Eric	DB
22	Preston, Andrew	LB
69	Quinones, Erik	OL
59	Riggio, Garrett	DL
72	Rische, Tom	OL
53	Rivera, Emilio	OL
1	Sampson, DeMarco	WR
42	Sandford, Nick	DB
4	Sandifer, Dominique	WR
96	Scott, Greg	DL
51	Sensabaugh, Isaac	LB
77	Shankle, Damian	OL
40	Shapiro, Zachary	DL
29	Shields, Bryan	K/P
85	Shields, D.J.	TE
33	Shumate, Colin	LB
37	Simon, James	RB
95	Snead, Michael	DL
56	Soto, Jonathan	DL
55	Spencer, Neil	DL
14	Stahovich, Brian	P/K
45	Stevens, Khalid	DB
23	Sullivan, Brandon	RB
47	Tauanuu, Jacob	DL
36	Tenhaeff, Nick	LB
19	Toledo, Jon	WR
91	Trujillo, Frederick	DL
7	Umuolo, Alston	TE
86	Vandenkolk, Michael	WR
17	Wade, Josh	DB
18	Wallace, Roberto	WR
27	Watters, Willie	FB
3	Wesley, Mekell	WR
9	Westling, Drew	QB
90	Williams, B.J.	DL
43	Williams, Ross	DB
52	Yarbrough, Marcus	LB
88	Yoshida, Lane	K
36	Young, Chad	FB

♦ - Duplicate Number

The Coaching Staff

Brady Hoke (Ball State '82) Head Coach/Defensive Line, 1st season; **Al Borges** (Chico State '81) Offensive Coordinator, 1st season; **Rocky Long** (New Mexico '74), Defensive Coordinator, 1st season; **Jeff Hecklinski** (Western Illinois '97) Assistant Head Coach/Running Backs/Recruiting Coordinator, 1st season; **Dan Ferrigno** (San Francisco State '75) Tight Ends/Special Teams, 1st season; **Darrell Funk** (Colorado State '88) Offensive Line, 1st season; **LeCharls McDaniel** (Cal Poly '81) Wide Receivers, 9th season; **Brian Sipe** (San Diego State) Quarterbacks, 1st season; **Mark Smith** (Purdue '79) Linebackers, 1st season; **Tony White** (UCLA '02) Cornerbacks, 1st season; **Bob Lopez** (Illinois State '77) Director of Football Operations, 2nd season.

Pronunciation Guide

Ikaika Aken-Moleta	ee-KYE-kuh A-kin MOW-let-uh
J.J. Autele	all-tell-EE
Nat Berhe	nat bur-HEY
Davon Brown	duh-VAUGHN
Vincent Camarda	cuh-MARD-uh
Doug Deakin	DEE-kin
Tony DeMartinis	dee-mar-TEE-niss
Tommie Draheim	DRAY-hime
Martrell Fantroy	MAR-trell fant-ROY
Chris Gordert	GORE-derf
Leo Grassilli	gruh-SILL-ee
Andy/Robert Gregorio	greh-gore-EE-o

Japheth Gordon	JAW-phet (like prophet)
Atiyah Henderson	uh-TEE-uh
Eric Ikonne	eye-CON-ee
Trask Iosefa	ee-o-SEF-uh
Matthew Kawulok	kuh-WALL-uk
Walter Kazee	KAY-zee
Luke Laolagi	Lao (Like now)-long-EE
Mike Matamua	mah-tah-MOO-uh
Davion Mauldin	dave-EE-on
Eron Moses	Aaron
Erik Quinones	KEEN-own-is
Tom Rische	rish-EE

DeMarco Sampson	duh-mark-O
Brian Stahovich	stuh-HOV-itch
Khalid Stevens	kuh-LEAD
Jacob Tauanuu	TAU-ah-new-OO
Nick Tenhaeff	tin-OFF
Alston Umuolo	ALL-stun OO-moo-o-low
Mekell Wesley	MUH-kell
Marcus Yarbrough	yar-BRO

The Automated ScoreBook
San Diego State Game Results (as of Oct 24, 2009)
All games

Date	Opponent	Score	Overall Record	Conference Record	Time	Attend
Sep 05, 2009	at UCLA	14-33 L	0- 1- 0	0- 0- 0	3:08	55761
Sep 12, 2009	SOUTHERN UTAH	W 35-19	1- 1- 0	0- 0- 0	2:57	42137
Sep 19, 2009	at Idaho	20-34 L	1- 2- 0	0- 0- 0	3:11	10324
* Sep 26, 2009	at Air Force	14-26 L	1- 3- 0	0- 1- 0	2:58	35929
Oct 03, 2009	NEW MEXICO STATE	W 34-17	2- 3- 0	0- 1- 0	3:10	21184
* Oct 17, 2009	#18 BRIGHAM YOUNG	28-38 L	2- 4- 0	0- 2- 0	3:16	30258
* Oct 24, 2009	at Colorado State	W 42-28	3- 4- 0	1- 2- 0	3:00	20631

* indicates conference game

Opponent	Score	-----FIRST DOWNS-----				---RUSHING---		-----PASSING-----			--TOTAL OFFENSE--		Return Yards	Turn-Overs
		Total	Rush	Pass	Pen	Number-Yards	Comp-Att-Int	Yards	Plays-Yards					
UCLA.....	14-33	11/19	3/9	6/10	2/0	18-39 / 38-144	18-45- 3 / 20-31- 2	238/215	63-277 / 69-359	189/152	3/3			
SOUTHERN UTAH.....	35-19	22/19	7/5	14/9	1/5	37-149 / 29-114	20-30- 0 / 15-29- 3	287/165	67-436 / 58-279	127/130	2/3			
Idaho.....	20-34	20/21	4/7	15/11	1/3	23-55 / 41-147	25-41- 1 / 17-30- 0	241/232	64-296 / 71-379	150/182	2/0			
Air Force.....	14-26	16/12	2/10	14/2	0/0	25-39 / 58-243	25-41- 4 / 3- 7- 0	284/51	66-323 / 65-294	50/155	6/0			
NEW MEXICO STATE....	34-17	13/15	3/9	8/4	2/2	31-108 / 47-88	8-28- 1 / 15-26- 2	144/146	59-252 / 73-234	115/162	1/4			
BRIGHAM YOUNG.....	28-38	16/27	2/11	11/15	3/1	16-20 / 52-166	22-34- 1 / 27-39- 0	322/346	50-342 / 91-512	160/162	1/0			
Colorado State.....	42-28	25/20	5/8	19/9	1/3	32-72 / 28-151	29-43- 0 / 14-28- 2	459/205	75-531 / 56-356	89/141	0/2			
Totals.....	187-195	123/133	26/59	87/60	10/14	182-482 / 293-1053	147-262-10/111-190- 9	1975/1360	444-2457 / 483-2413	880/1084	15/12			

Note: Game totals are displayed in the format TEAM/OPPONENT for each category

The Automated ScoreBook
San Diego State Overall Team Statistics (as of Oct 24, 2009)
All games

Team Statistics	SDSU	OPP
SCORING	187	195
Points Per Game	26.7	27.9
FIRST DOWNS	123	133
Rushing	26	59
Passing	87	60
Penalty	10	14
RUSHING YARDAGE	482	1053
Yards gained rushing	610	1276
Yards lost rushing	128	223
Rushing Attempts	182	293
Average Per Rush	2.6	3.6
Average Per Game	68.9	150.4
TDs Rushing	4	10
PASSING YARDAGE	1975	1360
Comp-Att-Int	147-262-10	111-190-9
Average Per Pass	7.5	7.2
Average Per Catch	13.4	12.3
Average Per Game	282.1	194.3
TDs Passing	19	9
TOTAL OFFENSE	2457	2413
Total Plays	444	483
Average Per Play	5.5	5.0
Average Per Game	351.0	344.7
KICK RETURNS: #-Yards	31-622	32-769
PUNT RETURNS: #-Yards	9-122	13-118
INT RETURNS: #-Yards	9-122	10-150
KICK RETURN AVERAGE	20.1	24.0
PUNT RETURN AVERAGE	13.6	9.1
INT RETURN AVERAGE	13.6	15.0
FUMBLES-LOST	11-5	9-3
PENALTIES-Yards	38-318	46-359
Average Per Game	45.4	51.3
PUNTS-Yards	32-1466	27-1168
Average Per Punt	45.8	43.3
Net punt average	39.0	37.3
TIME OF POSSESSION/Game	27:37	32:22
3RD-DOWN Conversions	42/96	50/108
3rd-Down Pct	44%	46%
4TH-DOWN Conversions	4/7	3/12
4th-Down Pct	57%	25%
SACKS BY-Yards	13-90	7-65
MISC YARDS	0	82
TOUCHDOWNS SCORED	24	23
FIELD GOALS-ATTEMPTS	5-10	12-16
ON-SIDE KICKS	0-0	0-0
RED-ZONE SCORES	(17-23) 74%	(21-25) 84%
RED-ZONE TOUCHDOWNS	(14-23) 61%	(15-25) 60%
PAT-ATTEMPTS	(20-22) 91%	(21-23) 91%
ATTENDANCE	93579	122645
Games/Avg Per Game	3/31193	4/30661
Neutral Site Games		0/0

Score by Quarters	1st	2nd	3rd	4th	OT	Total
San Diego State	32	50	47	58	0	187
Opponents	61	56	37	41	0	195

The Automated ScoreBook
San Diego State Overall Individual Statistics (as of Oct 24, 2009)
All games

Rushing	gp	att	gain	loss	net	avg	td	lg	avg/g
SULLIVAN, Brand	5	67	251	18	233	3.5	1	18	46.6
KAZEE, Walter	6	45	185	5	180	4.0	1	26	30.0
MILLER, Anthony	5	33	96	15	81	2.5	1	29	16.2
BROWN, Davon	7	14	39	8	31	2.2	0	12	4.4
KING, Preston	6	5	12	2	10	2.0	0	6	1.7
BROWN, Vincent	7	3	12	2	10	3.3	0	7	1.4
WESLEY, Mekell	4	1	3	0	3	3.0	0	3	0.8
SAMPSON, DeMarc	7	3	10	12	-2	-0.7	0	8	-0.3
LINDLEY, Ryan	7	11	2	66	-64	-5.8	1	1	-9.1
Total	7	182	610	128	482	2.6	4	29	68.9
Opponents	7	293	1276	223	1053	3.6	10	53	150.4

Passing	gp	effic	comp-att-int	pct	yds	td	lg	avg/g
LINDLEY, Ryan	7	132.20	141-254-10	55.5	1889	17	78	269.9
WESTLING, Drew	1	179.07	4-6-0	66.7	41	1	19	41.0
BROWN, Davon	7	606.40	1-1-0	100.0	21	1	21	3.0
UMUOLO, Alston	7	301.60	1-1-0	100.0	24	0	24	3.4
Total	7	135.73	147-262-10	56.1	1975	19	78	282.1
Opponents	7	124.71	111-190-9	58.4	1360	9	44	194.3

Receiving	gp	no.	yds	avg	td	lg	avg/g
BROWN, Vincent	7	45	778	17.3	6	78	111.1
SAMPSON, DeMarc	7	37	539	14.6	5	38	77.0
WALLACE, Robert	7	18	215	11.9	2	34	30.7
UMUOLO, Alston	7	11	140	12.7	2	60	20.0
SULLIVAN, Brand	5	8	42	5.2	0	10	8.4
SANDIFER, Domin	5	6	75	12.5	1	33	15.0
KAZEE, Walter	6	6	58	9.7	0	27	9.7
KAWULOK, MATTHE	5	4	55	13.8	1	32	11.0
WESLEY, Mekell	4	3	22	7.3	0	11	5.5
SHIELDS, D.J.	7	3	8	2.7	0	4	1.1
KING, Preston	6	2	27	13.5	1	24	4.5
BROWN, Davon	7	2	12	6.0	0	9	1.7
WATTERS, Willie	3	1	5	5.0	1	5	1.7
MILLER, Anthony	5	1	-1	-1.0	0	0	-0.2
Total	7	147	1975	13.4	19	78	282.1
Opponents	7	111	1360	12.3	9	44	194.3

Punt Returns	no.	yds	avg	td	lg
KING, Preston	6	58	9.7	0	42
BROWN, Vincent	2	61	30.5	0	33
MAULDIN, Davion	1	3	3.0	0	3
Total	9	122	13.6	0	42
Opponents	13	118	9.1	0	17

Interceptions	no.	yds	avg	td	lg
SANDFORD, Nick	2	33	16.5	0	29
LAOLAGI, Luke	2	27	13.5	0	27
CAMARDA, Vincen	2	17	8.5	0	17
HEMMINGS, Dey J	1	6	6.0	0	6
MCFADDEN, Leon	1	39	39.0	0	39
MOORE, Aaron	1	0	0.0	0	0
Total	9	122	13.6	0	39
Opponents	10	150	15.0	2	74

Kick Returns	no.	yds	avg	td	lg
BROWN, Vincent	10	192	19.2	0	28
MAULDIN, Davion	7	175	25.0	0	31
BROWN, Davon	6	101	16.8	0	25
KAZEE, Walter	4	76	19.0	0	25
DAVIS, Brandon	2	33	16.5	0	19
WESLEY, Mekell	2	45	22.5	0	23
Total	31	622	20.1	0	31
Opponents	32	769	24.0	0	65

Fumble Returns	no.	yds	avg	td	lg
HEMMINGS, Dey J	1	14	14.0	1	14
Total	1	14	14.0	1	14
Opponents	1	47	47.0	2	47

The Automated ScoreBook
San Diego State Overall Individual Statistics (as of Oct 24, 2009)
All games

Scoring	td	fg	PAT				dpx	saf	pts
			kick	rush	rcv	pass			
BROWN, Vincent	6	-	-	-	-	-	-	36	
YOSHIDA, Lane	-	5-10	20-22	-	-	-	-	35	
SAMPSON, DeMarc	5	-	-	-	-	-	-	30	
UMUOLO, Alston	2	-	-	-	-	-	-	12	
WALLACE, Robert	2	-	-	-	-	-	-	12	
SANDIFER, Domin	1	-	-	-	1	-	-	8	
MILLER, Anthony	1	-	-	-	-	-	-	6	
LINDLEY, Ryan	1	-	-	-	-	1-1	-	6	
WATTERS, Willie	1	-	-	-	-	-	-	6	
KAWULOK, MATTHE	1	-	-	-	-	-	-	6	
SULLIVAN, Brand	1	-	-	-	-	-	-	6	
KAZEE, Walter	1	-	-	-	-	-	-	6	
KING, Preston	1	-	-	-	-	-	-	6	
HEMMINGS, Dey J	1	-	-	-	-	-	-	6	
TEAM	-	-	-	-	-	-	2	4	
MCFADDEN, Leon	-	-	-	-	-	1	-	2	
Total	24	5-10	20-22	-	1	1-1	1	2	187
Opponents	23	12-16	21-23	-	-	-	-	-	195

Total Offense	g	plays	rush	pass	total	avg/g
LINDLEY, Ryan	7	265	-64	1889	1825	260.7
SULLIVAN, Brand	5	67	233	0	233	46.6
KAZEE, Walter	6	45	180	0	180	30.0
MILLER, Anthony	5	33	81	0	81	16.2
BROWN, Davon	7	15	31	21	52	7.4
WESTLING, Drew	1	6	0	41	41	41.0
UMUOLO, Alston	7	1	0	24	24	3.4
BROWN, Vincent	7	3	10	0	10	1.4
KING, Preston	6	5	10	0	10	1.7
WESLEY, Mekell	4	1	3	0	3	0.8
SAMPSON, DeMarc	7	3	-2	0	-2	-0.3
Total	7	444	482	1975	2457	351.0
Opponents	7	483	1053	1360	2413	344.7

Field Goals	fg	pct.	01-19	20-29	30-39	40-49	50-99	lg	blk
YOSHIDA, Lane	5-10	50.0	1-1	1-1	1-4	2-3	0-1	47	1

FG Sequence	San Diego State	Opponents
UCLA	35	(49),(50)
Southern Utah	(31),34	(28),(49)
Idaho	(47),(46)	(29),(40),20,42
Air Force	54	45,(21),(48),(20),(41),35
New Mexico State	47,(23),(18)	(34)
Brigham Young	-	(44)
Colorado State	32	-

Punting	no.	yds	avg	lg	tb	fc	i20	50+	blk
STACHOVICH, Bria	32	1466	45.8	57	5	7	4	11	0
Total	32	1466	45.8	57	5	7	4	11	0
Opponents	27	1168	43.3	61	2	10	11	6	0

Kickoffs	no.	yds	avg	tb	ob	retn	net	ydln
YOSHIDA, Lane	33	2107	63.8	2	0			
SHIELDS, Bryan	2	99	49.5	0	0			
Total	35	2206	63.0	2	0	24.0	39.9	30
Opponents	39	2563	65.7	8	0	20.1	45.7	24

Numbers in (parentheses) indicate field goal was made.

The Automated ScoreBook
San Diego State Overall Individual Statistics (as of Oct 24, 2009)
All games

All Purpose	g	rush	rcv	pr	kr	ir	total	avg/g
BROWN, Vincen	7	10	778	61	192	0	1041	148.7
SAMPSON, De	7	-2	539	0	0	0	537	76.7
KAZEE, Walter	6	180	58	0	76	0	314	52.3
SULLIVAN, Bran	5	233	42	0	0	0	275	55.0
WALLACE, Rob	7	0	215	0	0	0	215	30.7
MAULDIN, Davi	4	0	0	3	175	0	178	44.5
BROWN, Davon	7	31	12	0	101	0	144	20.6
UMUOLO, Alsto	7	0	140	0	0	0	140	20.0
KING, Preston	6	10	27	58	0	0	95	15.8
MILLER, Anthon	5	81	-1	0	0	0	80	16.0
SANDIFER, Do	5	0	75	0	0	0	75	15.0
WESLEY, Mekel	4	3	22	0	45	0	70	17.5
KAWULOK, MA	5	0	55	0	0	0	55	11.0
MCFADDEN, Le	7	0	0	0	0	39	39	5.6
DAVIS, Brandon	6	0	0	0	33	0	33	5.5
SANDFORD, Ni	7	0	0	0	0	33	33	4.7
LAOLAGI, Luke	7	0	0	0	0	27	27	3.9
CAMARDA, Vinc	7	0	0	0	0	17	17	2.4
SHIELDS, D.J.	7	0	8	0	0	0	8	1.1
HEMMINGS, De	7	0	0	0	0	6	6	0.9
WATTERS, Willi	3	0	5	0	0	0	5	1.7
LINDLEY, Ryan	7	-64	0	0	0	0	-64	-9.1
Total	7	482	1975	122	622	122	3323	474.7
Opponents	7	1053	1360	118	769	150	3450	492.9

The Automated ScoreBook
San Diego State Overall Defensive Statistics (as of Oct 24, 2009)
All games

##	Defensive Leaders	gp	Tackles			tfl/yds	Sacks	Pass defense			Fumbles		blkd	
			ua	a	tot		no-yds	int-yds	brup	qbh	rcv-yds	ff	kick	saf
34	MILLING, Jerry	7	31	21	52	5.5-15	0.5-4	.	.	1
9	BURRIS, Miles	7	16	17	33	5.0-12	1.5-9
11	FANTROY, Martre	6	14	19	33	.	.	.	1
42	SANDFORD, Nick	7	20	10	30	1.5-7	1.0-7	2-33
35	LAOLAGI, Luke	7	17	11	28	1.5-5	1.0-5	2-27	.	.	.	1	.	.
22	PRESTON, Andrew	7	16	11	27	1.5-3	.	.	2
90	WILLIAMS, B.J.	7	15	9	24	4.0-16	2.0-13	.	.	.	1-0	.	.	.
5	HEMMINGS, Dey J	7	18	5	23	1.0-5	.	1-6	.	.	1-14	.	.	.
15	PEREZ, Jose	7	12	7	19	.	.	.	3
24	EDWARDS, Kwincy	6	13	6	19	2.0-2	.	.	1	1
40	SHAPIRO, Zachar	7	8	10	18	3.0-16	1.0-11
13	DAVIS, Brandon	6	14	2	16	2.0-13	1.0-8	.	1	.	.	1	.	.
0A	MCFADDEN, Leon	7	11	5	16	.	.	1-39	2	.
12	LEWIS, Darryn	7	11	4	15
47	TAUANUU, Jacob	7	9	5	14	4.0-15	2.0-13	.	2	.	.	1	.	.
52	YARBROUGH, Marc	7	7	7	14	1.0-3	.	.	1	1
31	KETCHUM, Logan	7	7	7	14
7A	PARKER, Larry	7	6	7	13	.	.	.	1
2D	CAMARDA, Vincen	7	6	6	12	.	.	2-17	2
94	LONG, Jerome	7	6	5	11	1.0-6	1.0-6
99	LAWSON, Ernie	7	7	4	11	2.0-7	1.0-5	1	.	.
56	SOTO, Jonathan	6	5	4	9	1.0-9	1.0-9
21	MOORE, Aaron	5	6	3	9	.	.	1-0	3
17	WADE, Josh	7	5	1	6
54	BARKSDALE, Deme	6	2	3	5	1-0	.	.	.
2	MAULDIN, Davion	4	4	1	5	1.0-4	.	.	1
49	AUTELE, J.J.	6	1	2	3
7C	PINKINS, Eric	3	2	.	2
63	GIBBS, Larry	3	2	.	2	1.0-2
20	KAWULOK, MATTHE	5	2	.	2
44	ANDREWS, Rob	3	1	1	2
2A	KING, Preston	6	1	1	2
80	BROWN, Vincent	7	2	.	2
7	UMUOLO, Alston	7	.	1	1	.	.	.	1
88	YOSHIDA, Lane	7	1	.	1
32	MILLER, Anthony	5	1	.	1
TM	TEAM	3	1	.	1	1.0-2	2
4B	STAHOVICH, Bria	7	1	.	1
58	BREWER, Aaron	7	1	.	1
18	WALLACE, Robert	7	1	.	1
19	TOLEDO, Jon	7	.	1	1
Total		7	303	196	499	39-142	13-90	9-122	19	3	3-14	4	2	2
Opponents		7	252	145	397	30-114	7-65	10-150	27	9	5-47	5	3	.

The Automated ScoreBook
San Diego State Games Played (as of Oct 24, 2009)
All games

##	PLAYER	GP-GS	UCLA	SUU	IDAHO	AF	NMSU	BYU	CSU
67	AKEN-MOLETA, Ik	5/4	START	START	START	START	XXX
44	ANDREWS, Rob	3/-	...	XXX	XXX	XXX
49	AUTELE, J.J.	6/-	XXX	XXX	XXX	XXX	...	XXX	XXX
54	BARKSDALE, Deme	6/-	...	XXX	XXX	XXX	XXX	XXX	XXX
58	BREWER, Aaron	7/-	XXX	XXX	XXX	XXX	XXX	XXX	XXX
30	BROWN, Davon	7/-	XXX	XXX	XXX	XXX	XXX	XXX	XXX
80	BROWN, Vincent	7/7	START	START	START	START	START	START	START
9	BURRIS, Miles	7/7	START	START	START	START	START	START	START
2D	CAMARDA, Vincen	7/-	XXX	XXX	XXX	XXX	XXX	XXX	XXX
13	DAVIS, Brandon	6/5	START	START	XXX	...	START	START	START
7B	DEAKIN, Doug	7/-	XXX	XXX	XXX	XXX	XXX	XXX	XXX
60	DRAHEIM, Tommie	4/3	START	START	START	XXX
24	EDWARDS, Kwincy	6/2	XXX	XXX	START	START	...	XXX	XXX
68	EMBERNATE, Nik	3/3	START	START	START
11	FANTROY, Martre	6/-	XXX	XXX	XXX	XXX	XXX	XXX	...
16	FINKEL, Bryan	7/-	XXX	XXX	XXX	XXX	XXX	XXX	XXX
63	GIBBS, Larry	3/-	XXX	XXX	XXX
5	HEMMINGS, Dey J	7/7	START	START	START	START	START	START	START
89	HEWITT, Hunter	2/-	XXX	XXX	...
50	IOSEFA, Trask	7/7	START	START	START	START	START	START	START
71	JOHNSON, Alec	5/3	...	XXX	XXX	START	START	START	...
20	KAWULOK, MATTHE	5/3	START	XXX	START	START	...	XXX	...
1D	KAZEE, Walter	6/3	XXX	START	XXX	...	START	XXX	START
31	KETCHUM, Logan	7/1	XXX	XXX	XXX	START	XXX	XXX	XXX
39	KING, Preston	6/1	...	XXX	XXX	XXX	XXX	START	XXX
35	LAOLAGI, Luke	7/7	START	START	START	START	START	START	START
99	LAWSON, Ernie	7/7	START	START	START	START	START	START	START
12	LEWIS, Darryn	7/-	XXX	XXX	XXX	XXX	XXX	XXX	XXX
14	LINDLEY, Ryan	7/7	START	START	START	START	START	START	START
94	LONG, Jerome	7/-	XXX	XXX	XXX	XXX	XXX	XXX	XXX
74	MATAMUA, Mike	7/7	START	START	START	START	START	START	START
2	MAULDIN, Davion	4/2	XXX	XXX	START	START
0A	MCFADDEN, Leon	7/6	START	START	START	START	START	XXX	START
32	MILLER, Anthony	5/2	START	XXX	...	START	XXX	...	XXX
34	MILLING, Jerry	7/7	START	START	START	START	START	START	START
21	MOORE, Aaron	5/-	XXX	XXX	XXX	XXX	XXX
62	NELSON, Peter	7/7	START	START	START	START	START	START	START
10	O'BRIEN, Josh	2/-	XXX	XXX
7A	PARKER, Larry	7/-	XXX	XXX	XXX	XXX	XXX	XXX	XXX
15	PEREZ, Jose	7/6	START	START	START	START	START	START	XXX
7C	PINKINS, Eric	3/-	XXX	XXX	XXX
22	PRESTON, Andrew	7/-	XXX	XXX	XXX	XXX	XXX	XXX	XXX
69	QUINONES, Erik	2/1	XXX	START
53	RIVERA, Emilio	5/-	...	XXX	XXX	...	XXX	XXX	XXX
1	SAMPSON, DeMarc	7/7	START	START	START	START	START	START	START
42	SANDFORD, Nick	7/6	START	START	START	XXX	START	START	START
4	SANDIFER, Domin	5/-	XXX	XXX	XXX	XXX	XXX

The Automated ScoreBook
San Diego State Red-Zone Results (as of Oct 24, 2009)
All games

San Diego State Inside Opponent Red-Zone

Date	Opponent	Score	Times In RZ	Times Scored	Total Pts	Rush TDs	Pass TDs	FGs Made	Failed to score inside RZ							
									FGA	Down	Int	Fumb	Half	Game		
Sep 05, 2009	at UCLA	L 14-33	3	1	7	1	0	1	0	1	0	1	0	0	0	0
Sep 12, 2009	SOUTHERN UTAH	W 35-19	6	4	24	3	2	1	1	1	0	0	1	0	0	0
Sep 19, 2009	at Idaho	L 20-34	1	1	7	1	0	1	0	0	0	0	0	0	0	0
Sep 26, 2009	at Air Force	L 14-26	1	1	6	1	0	1	0	0	0	0	0	0	0	0
Oct 03, 2009	NEW MEXICO STATE	W 34-17	4	4	20	2	1	1	2	0	0	0	0	0	0	0
Oct 17, 2009	BRIGHAM YOUNG	L 28-38	5	4	28	4	1	3	0	0	0	1	0	0	0	0
Oct 24, 2009	at Colorado State	W 42-28	3	2	13	2	0	2	0	1	0	0	0	0	0	0
Totals			23	17	105	14	4	10	3	3	0	2	1	0	0	0

17 of 23 (73.9%)

Opponents Inside San Diego State Red-Zone

Date	Opponent	Score	Times In RZ	Times Scored	Total Pts	Rush TDs	Pass TDs	FGs Made	Failed to score inside RZ							
									FGA	Down	Int	Fumb	Half	Game		
Sep 05, 2009	at UCLA	L 14-33	3	2	14	2	1	1	0	0	0	0	1	0	0	0
Sep 12, 2009	SOUTHERN UTAH	W 35-19	5	4	19	2	1	1	2	0	1	0	0	0	0	0
Sep 19, 2009	at Idaho	L 20-34	4	3	17	2	2	0	1	1	0	0	0	0	0	0
Sep 26, 2009	at Air Force	L 14-26	3	2	6	0	0	0	2	1	0	0	0	0	0	0
Oct 03, 2009	NEW MEXICO STATE	W 34-17	3	3	17	2	0	2	1	0	0	0	0	0	0	0
Oct 17, 2009	BRIGHAM YOUNG	L 28-38	5	5	35	5	2	3	0	0	0	0	0	0	0	0
Oct 24, 2009	at Colorado State	W 42-28	2	2	14	2	2	0	0	0	0	0	0	0	0	0
Totals			25	21	122	15	8	7	6	2	1	0	1	0	0	0

21 of 25 (84.0%)

The Automated ScoreBook
San Diego State Team Game-by-Game (as of Oct 24, 2009)
All games

TEAM STATISTICS

Date	Opponent	Rushing				Receiving				Passing				Kick Returns				Punt Returns				tot off
		no.	yds	td	lg	no.	yds	td	lg	cmp-att-int	yds	td	lg	no.	yds	td	lg	no.	yds	td	lg	
Sep 05	at UCLA	18	39	0	8	18	238	2	78	18-45-3	238	2	78	7	142	0	27	1	3	0	3	277
Sep 12	SOUTHERN UTAH	37	149	2	18	20	287	2	32	20-30-0	287	2	32	5	95	0	28	1	28	0	28	436
Sep 19	at Idaho	23	55	0	12	25	241	2	36	25-41-1	241	2	36	5	105	0	25	2	45	0	42	296
Sep 26	at Air Force	25	39	0	29	25	284	2	32	25-41-4	284	2	32	1	18	0	18	2	32	0	33	323
Oct 03	NEW MEXICO STATE	31	108	1	26	8	144	2	50	8-28-1	144	2	50	3	51	0	20	2	5	0	3	252
Oct 17	BRIGHAM YOUNG	16	20	1	12	22	322	3	45	22-34-1	322	3	45	6	160	0	31	0	0	0	0	342
Oct 24	at Colorado State	32	72	0	13	29	459	6	60	29-43-0	459	6	60	4	51	0	25	1	9	0	9	531
Opponents		182	482	4	29	147	1975	19	78	147-262-10	1975	19	78	31	622	0	31	9	122	0	42	2457
		293	1053	10	53	111	1360	9	44	111-190-9	1360	9	44	32	769	0	65	13	118	0	17	2413

Games played: 7
 Avg per rush: 2.6
 Avg per catch: 13.4
 Pass efficiency: 135.73
 Kick ret avg: 20.1
 Punt ret avg: 13.6
 All purpose avg/game: 474.7
 Total offense avg/gm: 351.0

Date	Opponent	Tackles				Sacks no-yds	Fumble		Pass Defense			Blkd kick	PAT Attempts			saf	pts
		ua	a	total	tfl-yds		ff	fr-yds	int-yds	qbh	brup		kick	rush	rcv		
Sep 05	at UCLA	52	8	60	12.0-34	3.0-18	1	1-0	2-44	0	5	1	2-2	0	0	0	14
Sep 12	SOUTHERN UTAH	38	18	56	5.0-23	4.0-22	1	0-0	3-4	0	4	1	4-4	0	0	1	35
Sep 19	at Idaho	31	36	67	4.0-16	1.0-9	0	0-0	0-0	2	2	0	2-2	0	0	0	20
Sep 26	at Air Force	31	64	95	3.0-4	0.0-0	0	0-0	0-0	0	3	0	0-1	0	0	1	14
Oct 03	NEW MEXICO STATE	55	22	77	6.0-38	3.0-27	1	2-14	2-45	0	0	0	4-4	0	0	0	34
Oct 17	BRIGHAM YOUNG	65	26	91	4.0-10	0.0-0	0	0-0	0-0	0	4	0	4-4	0	0	0	28
Oct 24	at Colorado State	31	22	53	5.0-17	2.0-14	1	0-0	2-29	1	1	0	4-5	0	1	0	42
Opponents		303	196	499	39.0-142	13.0-90	4	3-14	9-122	3	19	2	20-22	0	1	2	187
		252	145	397	30.0-114	7.0-65	5	5-47	10-150	9	27	3	21-23	0	0	0	195

Date	Opponent	Punting										Field Goals			Kickoffs				
		no.	yds	avg	long	blkd	tb	fc	50+	i20	md-att	long	blkd	no.	yds	avg	tb	ob	
Sep 05	at UCLA	8	358	44.8	51	0	1	2	1	1	0-1	0	1	3	161	53.7	0	0	
Sep 12	SOUTHERN UTAH	2	91	45.5	50	0	1	0	1	0	1-2	31	0	6	370	61.7	0	0	
Sep 19	at Idaho	3	139	46.3	51	0	1	1	1	1	2-2	47	0	5	322	64.4	0	0	
Sep 26	at Air Force	6	315	52.5	57	0	1	1	4	1	0-1	0	0	2	131	65.5	1	0	
Oct 03	NEW MEXICO STATE	6	269	44.8	50	0	0	3	1	0	2-3	23	0	7	439	62.7	0	0	
Oct 17	BRIGHAM YOUNG	4	189	47.2	50	0	0	0	2	1	0-0	0	0	5	319	63.8	0	0	
Oct 24	at Colorado State	3	105	35.0	54	0	1	0	1	0	0-1	0	0	7	464	66.3	1	0	
Opponents		32	1466	45.8	57	0	5	7	11	4	5-10	47	1	35	2206	63.0	2	0	
		27	1168	43.3	61	0	2	10	6	11	12-16	50	0	39	2563	65.7	8	0	

The Automated ScoreBook
San Diego State Opponent Game-by-Game (as of Oct 24, 2009)
All games

OPPONENT STATISTICS

Date	Opponent	Rushing				Receiving				Passing				Kick Returns				Punt Returns				tot off
		no.	yds	td	lg	no.	yds	td	lg	cmp-att-int	yds	td	lg	no.	yds	td	lg	no.	yds	td	lg	
Sep 05	at UCLA	38	144	2	31	20	215	1	34	20-31-2	215	1	34	2	98	0	65	3	25	0	14	359
Sep 12	SOUTHERN UTAH	29	114	1	46	15	165	1	33	15-29-3	165	1	33	6	126	0	29	1	4	0	4	279
Sep 19	at Idaho	41	147	3	53	17	232	0	29	17-30-0	232	0	29	5	108	0	26	0	0	0	0	379
Sep 26	at Air Force	58	243	0	26	3	51	0	44	3-7-0	51	0	44	1	32	0	32	3	29	0	13	294
Oct 03	NEW MEXICO STATE	47	88	0	14	15	146	2	30	15-26-2	146	2	30	7	140	0	27	3	22	0	15	234
Oct 17	BRIGHAM YOUNG	52	166	2	20	27	346	3	40	27-39-0	346	3	40	5	124	0	37	3	38	0	17	512
Oct 24	at Colorado State	28	151	2	24	14	205	2	40	14-28-2	205	2	40	6	141	0	33	0	0	0	0	356
San Diego State		293	1053	10	53	111	1360	9	44	111-190-9	1360	9	44	32	769	0	65	13	118	0	17	2413
San Diego State		182	482	4	29	147	1975	19	78	147-262-10	1975	19	78	31	622	0	31	9	122	0	42	2457

Games played: 7
 Avg per rush: 3.6
 Avg per catch: 12.3
 Pass efficiency: 124.71
 Kick ret avg: 24.0
 Punt ret avg: 9.1
 All purpose avg/game: 492.9
 Total offense avg/gm: 344.7

Date	Opponent	Tackles				Sacks no-yds	Fumble		Pass Defense			Blkd kick	PAT Attempts			saf	pts
		ua	a	total	tfl-yds		ff	fr-yds	int-yds	qbh	brup		kick	rush	rcv		
Sep 05	at UCLA	38	4	42	5.0-9	0.0-0	0	0-0	3-29	0	7	1	3-4	0	0	0	33
Sep 12	SOUTHERN UTAH	44	20	64	2.0-6	0.0-0	0	2-0	0-0	0	1	0	1-2	0	0	0	19
Sep 19	at Idaho	31	30	61	5.0-19	1.0-10	1	1-0	1-74	8	1	0	4-4	0	0	0	34
Sep 26	at Air Force	32	36	68	7.0-30	3.0-24	2	2-47	4-47	0	2	1	2-2	0	0	0	26
Oct 03	NEW MEXICO STATE	36	7	43	2.0-12	1.0-9	1	0-0	1-0	0	6	0	2-2	0	0	0	17
Oct 17	BRIGHAM YOUNG	36	2	38	2.0-11	1.0-10	0	0-0	1-0	0	4	0	5-5	0	0	0	38
Oct 24	at Colorado State	35	46	81	7.0-27	1.0-12	1	0-0	0-0	1	6	1	4-4	0	0	0	28
San Diego State		252	145	397	30.0-114	7.0-65	5	5-47	10-150	9	27	3	21-23	0	0	0	195
San Diego State		303	196	499	39.0-142	13.0-90	4	3-14	9-122	3	19	2	20-22	0	1	2	187

Date	Opponent	Punting							Field Goals			Kickoffs						
		no.	yds	avg	long	blkd	tb	fc	50+	i20	md-att	long	blkd	no.	yds	avg	tb	ob
Sep 05	at UCLA	5	194	38.8	45	0	1	2	0	2	2-2	50	0	7	454	64.9	0	0
Sep 12	SOUTHERN UTAH	2	94	47.0	61	0	0	1	1	0	2-2	49	0	5	320	64.0	0	0
Sep 19	at Idaho	2	95	47.5	55	0	0	0	1	1	2-4	40	0	6	386	64.3	1	0
Sep 26	at Air Force	7	319	45.6	52	0	0	4	2	3	4-6	48	0	6	420	70.0	5	0
Oct 03	NEW MEXICO STATE	5	224	44.8	59	0	0	1	1	2	1-1	34	0	4	268	67.0	1	0
Oct 17	BRIGHAM YOUNG	2	65	32.5	37	0	0	0	0	1	1-1	44	0	6	408	68.0	0	0
Oct 24	at Colorado State	4	177	44.2	60	0	1	2	1	2	0-0	0	0	5	307	61.4	1	0
San Diego State		27	1168	43.3	61	0	2	10	6	11	12-16	50	0	39	2563	65.7	8	0
San Diego State		32	1466	45.8	57	0	5	7	11	4	5-10	47	1	35	2206	63.0	2	0