

CREIGHTON BLUEJAYS BASKETBALL CREIGHTON BLUEJAYS BASKETBALL CREIGHTON BLUEJAYS BASKETBALL CREIGHTON BLUEJAYS BASKETBALL

BASKETBALL CREIGHTON BLUEJAYS BASKETBALL CREIGHTON BLUEJAYS BASKETBALL CREIGHTON BLUEJAYS BASKETBALL CREIGHTON BLUEJAYS BASKETBALL

BASKETBALL CREIGHTON BLUEJAYS BASKETBALL CREIGHTON BLUEJAYS BASKETBALL CREIGHTON BLUEJAYS BASKETBALL CREIGHTON BLUEJAYS BASKETBALL



CREIGHTON BASKETBALL 2022

POSTSEASON MEDIA GUIDE



CREIGHTON BLUEJAYS BASKETBALL CREIGHTON BLUEJAYS BASKETBALL CREIGHTON BLUEJAYS BASKETBALL CREIGHTON BLUEJAYS BASKETBALL

2021-22 Creighton Bluejays Roster




#1 • KeyShawn Feazell
6-9 • 230 • Senior



#2 • Ryan Nembhard
6-0 • 167 • Freshman



#4 • Shereef Mitchell
6-0 • 174 • Junior



#5 • Alex O'Connell
6-6 • 185 • Senior



#10 • Zander Yates
6-7 • 206 • Freshman



#11 • Ryan Kalkbrenner
7-1 • 256 • Sophomore




#13 • Mason Miller
6-8 • 187 • Freshman



#14 • Sami Osmani
6-4 • 196 • Sophomore



#15 • John Christofilis
6-3 • 196 • Freshman



#21 • Rati Andronikashvili
6-4 • 186 • Freshman




#22 • Devin Davis
6-0 • 180 • Sophomore




#23 • Trey Alexander
6-4 • 185 • Freshman



#24 • Arthur Kaluma
6-7 • 230 • Freshman



#44 • Ryan Hawkins
6-7 • 222 • Senior



#55 • Modestas Kancleris
6-9 • 208 • Freshman



Greg McDermott
Head Coach




Alan Huss
Assistant Coach



Ryan Miller
Assistant Coach



Jalen Courtney-Williams
Assistant Coach



Casey Matthews
Video Coordinator



Steve Merfeld
Asst. to the Head Coach



Jeff Vanderloo
Director of Operations



John McKew
Administrative Specialist



Ben McNair
Athletic Trainer



Daniel S. Hendrickson, S.J.
President



Marcus Blossom
Athletic Director



Mark Burgers
Exec. Associate AD



Jason Baum
Exec. Associate AD



Patty Galas
MBB Admin. Asst.



Jeremy Anderson
Athletic Performance



Adam Polacek
Academics



Len Gordy
Diversity & Inclusion



Joey Gardner
Marketing/Video



Rob Anderson
Sports Information

2021-22 Creighton Men's Basketball

Game #34: San Diego State vs. Creighton • Thursday, March 17, 2022 • 6:27 p.m.

SID Contact: Rob Anderson • Office Phone: (402) 280-5544 • Cell Phone: (402) 660-5854 • E-mail: randerson@creighton.edu



(23-8, 13-4 MWC)

San Diego State Aztecs vs. Creighton Bluejays

Dickies Arena (13,400) • Fort Worth, Texas

Radio: KOZN 1620 AM; Westwood One; Sirius 138; XM 205; Internet 968

Television: FOX (Brian Anderson, Jim Jackson, Allie LaForce)

Series History: Creighton leads, 4-3



Last Meeting: San Diego State 83, Creighton 52 on Nov. 28, 2019 in Las Vegas, Nev. (22-11, 12-7 BIG EAST)

October

30 UPPER IOWA (Exh.) (FLOSPORTS) W 76-61

November

9 ARKANSAS-PINE BLUFF (FS1) W 90-77

11 KENNESAW STATE (FS1) W 51-44

16 at Nebraska\$ (FS1) W 77-69

19 vs. Brown% (ESPN3) W 78-57

21 vs. Colorado St.% (ESPN3) L 81-95

22 vs. Southern Illinois% (ESPN3) W 66-64

27 SIU EDWARDSVILLE (FS2) W 70-65

30 NORTH DAKOTA STATE (FS2) W 80-55

December

4 #19 IOWA STATE (FS1) L 58-64

11 vs. #24 BYU# (FS1) W 83-71

14 ARIZONA STATE (FS1) L 57-58

17 #9 VILLANOVA* (FS1) W 79-59

20 at DePaul* (FS1) PPD to 2/17

28 GEORGETOWN* (FS1) PPD to 2/14

January

1 at Marquette* (FS1) W 75-69 (2 OT)

5 at #19 Villanova* (FS1) L 41-75

11 #23 PROVIDENCE* (FS1) PPD

15 at #17 Xavier* (FOX) L 73-80

19 ST. JOHN'S* (FS1) W 87-64

22 DEPAUL* (CBSSN) W 60-47

26 at Butler* (FS1) L 55-72

29 #21 XAVIER* (FS1) (Pink Out) L 64-74

February

1 at #17 Connecticut*^ (FS1) W 59-55

4 at Seton Hall* (FS1) L 55-74

8 BUTLER* (CBSSN) W 54-52

12 at Georgetown* (FS1) W 80-66

14 GEORGETOWN* (FS1) W 88-77

17 at DePaul* (CBSSN) W 71-59

20 MARQUETTE* (FS1) W 83-82

23 at St. John's* (FS1) W 81-78

26 at #11 Providence* (FS1) L 51-72

March

2 #18 CONNECTICUT* (FS1) W 64-62

5 SETON HALL* (FOX) L 60-65

BIG EAST Tournament (New York, N.Y.)

10 vs. Marquette! (FS1) W 74-63

11 vs. #11 Providence! (FS1) W 85-58

12 vs. #8 Villanova! (FOX) L 48-54

NCAA Tournament (Fort Worth, Texas)

17 vs. San Diego State (truTV) 6:27 p.m.

* BIG EAST Conference regular season games

\$ Gavitt Tipoff Games

% Paradise Jam (St. Thomas, U.S. Virgin Islands)

Game played in Sioux Falls, S.D.

^ Game played in Hartford, Conn.

! Game played in New York, N.Y.

All times listed are Central and subject to change

Home games in **BOLD CAPS** at CHI Health Center Omaha

Next Game

Ninth-seeded Creighton (22-11, 12-7 BIG EAST) returns to the NCAA Tournament on Thursday, March 17 when it meets eighth-seeded San Diego State (23-8, 13-4 Mountain West).

Tip-off at Dickies Arena (13,400) in Fort Worth, Texas, is set for 6:27 p.m. Central.

CU's practice time (open to the media & public) is Wednesday from 4:55-5:35 p.m. at Dickies Arena.

Radio Broadcast Information

KOZN (1620 AM) will broadcast all Creighton men's basketball games during the 2021-22 season. KOOO (101.9 FM) also broadcasts all home games.

John Bishop and former Bluejay Nick Bahe will call the action.

Westwood One Sports will also air the game nationwide on more than 500 terrestrial radio stations outside the Omaha market, with Kevin Kugler and Robbie Hummel on the call. The game can be heard on Sirius channel 138, XM channel 205 and Internet channel 968.

Only the Westwood One feed will be available over the internet and other mobile devices. Games can be heard by locating the audio by game at

<http://WestwoodOnesports.com/FortWorth>. A listing of Westwood One affiliates can be found at <http://westwoodonesports.com/stations>.

The game can also be heard via the free NCAA March Madness Live app (locate audio by individual game), via the free Varsity Network app (locate audio by individual game) or via TuneIn Premium (Fort Worth games are on Westwood One Sports Channel D).

It's also available via the free Westwood One Sports skill on Alexa ("Alexa, Open Westwood One Sports" or via the NCAA March Madness skill on Alexa and Google Home ("Open March Madness").

Broadcast Information

Thursday's game will be called by Brian Anderson, Jim Jackson and Allie LaForce and be televised on truTV.

Creighton is 2-1 on truTV in recent seasons, going 1-1 in the 2014 NCAA Tournament (beat Louisiana, lost to Baylor) and 1-0 in the 2021 NCAA Tournament (beat UC Santa Barbara).

Streaming video of all NCAA Tournament games is online at <http://www.ncaa.com/marchmadnesslive>.

Creighton -- Last Game Starters

	PPG	RPG	FG%	FT%	
5 Alex O'Connell • G 6-6 • 185 • Sr. • Roswell, Ga.	11.5	5.3	.414	.804	<ul style="list-style-type: none"> Made 39 three-pointers while starting all 19 BIG EAST games. Made game-tying 3FG as time expired in OT at Marquette (1/1). Career-high 28 points vs. St. John's (1/22) after 22 at XU (1/19). Owens 21 games of 10+ points this season after 16 in first 4 years. Began his college career playing 3 seasons at Duke.
11 Ryan Kalkbrenner • C 7-1 • 256 • So. • St. Louis, Mo.	13.0	7.6	2.7	.724	<ul style="list-style-type: none"> 2021-22 BIG EAST Defensive Player of the Year. 2nd nationally with 128 offensive rebounds; 9th with 89 blocks. Team's leading returning scorer (5.9) and rebounder (3.5). Won a gold medal with United States team at U19 FIBA World Cup in Latvia during the summer, backing up Chet Holmgren.
23 Trey Alexander • G 6-4 • 185 • Fr. • Oklahoma City, Okla.	6.9	3.8	.427	.803	<ul style="list-style-type: none"> Three-time BIG EAST Freshman of the Week (1/24, 2/7, 2/28). Named to BIG EAST's All-Freshman Team. All his career-high 16 points at St. John's came in 2nd half (2/23). Oklahoma Gatorade Player of the Year in 2020-21 and ESPN's No. 55 prospect.
24 Arthur Kaluma • F 6-7 • 220 • Fr. • Glendale, Ariz.	9.9	5.1	.452	.655	<ul style="list-style-type: none"> Career-high 20 points vs. St. John's (1/19), including 4-5 from 3. Named to BIG EAST All-Tournament Team. Named to BIG EAST's All-Freshman Team. CU's highest-ranked recruit (#48) under Greg McDermott. Played for Ugandan National Team at AfroBasket 2021.
44 Ryan Hawkins • F 6-7 • 222 • Sr. • Atlantic, Iowa	13.9	7.8	.359	.803	<ul style="list-style-type: none"> Top 2 of active Div. I players in career pts. (2,556) and reb. (1,206). 30 points (w/ 8 3FG), 12 reb. & 6 assists in win at G'town (2/12). His teams are 181-19 since he enrolled at college 6 years ago. Won 3 national titles in 5 seasons at Division II NW Missouri State. MVP of 2021 D-II Elite 8 after 31 pts. & 18 reb. in title game win.

2021-22 BIG EAST Standings (3/14)

Team	BIG EAST only		All Games	
	W	L	W	L
#13 Providence	14	3	25	5
#6 Villanova	16	4	26	7
#21 Connecticut	13	6	23	9
Creighton	12	7	22	11
Seton Hall	11	8	21	10
Marquette	11	8	19	12
Xavier	8	11	18	13
St. John's	8	11	17	15
DePaul	6	14	15	16
Butler	6	14	14	19
Georgetown	0	19	6	25

Weekly Rankings

Date	AP	Coaches Poll	RPI	NET
Preseason	--	RV (35th)	--	--
Nov. 15	--	No poll	--	--
Nov. 22	--	--	--	--
Nov. 29	--	--	--	--
Dec. 6	--	--	89	68
Dec. 13	RV (38th)	--	42	57
Dec. 20	RV (41st)	--	45	57
Dec. 27	RV (T-37th)	--	47	57
Jan. 3	RV (36th)	--	42	53
Jan. 10	--	--	49	64
Jan. 17	--	--	49	55
Jan. 24	--	--	44	52
Jan. 31	--	--	75	73
Feb. 7	--	--	68	74
Feb. 14	--	--	61	71
Feb. 21	RV (T-42nd)	RV (T-32nd)	56	62
Feb. 28	--	RV (T-36th)	49	67
March 7	--	RV (40th)	49	66
March 14	RV (37th)	RV (T-29th)	40	55

Greg McDermott is 1-3 vs. San Diego State

At UNI: 0-1 (0-0 Home; 0-0 Away; 0-1 Neutral)

At CU: 1-2 (0-0 Home; 1-0 Away; 0-2 Neutral)

Date	Site	W	L	Score
11/16/01	> at Lubbock, Texas#		L	57-71
11/30/11	& at San Diego State	W		85-83
11/29/13	& at Fullerton, Calif.%		L	80-86
11/28/19	& at Las Vegas, Nev.!		L	52-83

Red Raider Classic (Lubbock, Texas)

% Wooden Legacy (Fullerton, Calif.)

! 19th Annual Continental Tire Las Vegas Invitational (Las Vegas, Nev.)

^ McDermott as Wayne State head coach

@ McDermott as North Dakota State head coach

> McDermott as Northern Iowa head coach

< McDermott as Iowa State head coach

& McDermott as Creighton head coach

Scouting Creighton

Creighton is 22-11 overall and earned an at-large berth to the NCAA Tournament after going 10-4 in February/March, including a run to the final of last week's BIG EAST Tournament at Madison Square Garden.

The Bluejays returned just seven lettermen but no starters from last year's team that finished 22-9 overall, runner-up in the BIG EAST, and reached the program's first Sweet 16 since 1974. CU was picked to finish eighth in the BIG EAST but instead finished in fourth place while posting four wins over the three teams ahead of it.

Creighton has four players averaging at least 11.3 points per game, including the trio of **Ryan Hawkins** (13.9 ppg., 7.8 rpg.), **Ryan Nembhard** (11.3 ppg., 4.4 apg.) and **Ryan Kalkbrenner** (13.0 ppg., 7.6 rpg., 2.7 bpg.). Nembhard was named BIG EAST Freshman of the Year despite suffering a wrist injury on Feb. 23 that will sideline him for the rest of the season.

Alex O'Connell (11.5 ppg., 5.3 rpg.) had 27 points in a Valentine's Day win vs. Georgetown, his fourth game this season of 20 points or more.

Not mentioned in that group is **Arthur Kaluma** (9.9 ppg., 5.1 rpg.), who along with Kalkbrenner was named to the All-Tournament Team last week at Madison Square Garden.

More than 38 percent of Creighton's points this season have come from freshmen, who composed much of the team's top-10 recruiting class. In fact, Creighton features three of the BIG EAST's four true freshmen to average 25 minutes per game or more and are the nation's only team playing three true freshmen at least 25 minutes per game.

The Bluejays own five top-25 wins this season, having defeated No. 9 Villanova (79-59), No. 11 Providence (85-58), No. 17 UConn (59-55), No. 18 UConn (64-62) and No. 24 BYU (83-71), and are 5-2 on neutral floors this year.

Creighton averages 69.0 points per game while allowing 65.9 per game. CU shoots 45.0 percent from the floor, 30.7 percent from deep and 72.9 percent at the line. CU is +2.9 on the glass but have also turned the ball over 14.1 times per game.

Scouting San Diego State

San Diego State earned an at-large bid to the NCAA Tournament and will enter the Big Dance with a 23-8 record. The Aztecs were 13-4 in Mountain West Conference play, then lost in the final of the MWC Tournament to Boise State, 53-52.

Matt Bradley is SDSU's only scorer in double-figures, averaging 17.0 points per game. He's also second on the team with 5.4 rebounds per game and 2.6 assists per contest.

Trey Pulliam averages 8.5 points per game and tops the Aztecs with 103 assists, while **Nathan Mensah** averages 7.3 points and a team-leading 7.1 rebounds per contest.

The Aztecs average 65.3 points per game and yield a mere 57.7 points per contest. SDSU shoots 43.3 percent from the field, 35.8 percent from three-point range and 69.5 percent at the line.

The Series With San Diego State

Creighton owns a 4-3 lead in the all-time series with San Diego State, though SDSU won the only two previous times the programs have met on a neutral floor.

A victory that many point to as the breakthrough win in the **Greg McDermott** era was a Nov. 30, 2011 win at San Diego State. In that contest, Creighton trailed by 17 early, only to rally and win at hostile Viejas Arena, 85-83. **Doug McDermott** led Creighton with 25 points and 12 rebounds, while **Ethan Wragge** added 19 points.

Two years later the teams met in Fullerton, Calif., at the Wooden Legacy. McDermott finished that game with 30 points, including 16 in the first seven minutes as the Bluejays raced to an early 19-7 lead. San Diego State won the game, 86-80.

Most recently, SDSU defeated Creighton 83-52 in November of 2019 at the 19th Annual Continental Tire Las Vegas Invitational. **Shereef Mitchell** is the only active Creighton student-athlete who played in that game.

Greg McDermott is 1-3 all-time against San Diego State. He is 1-2 against the Aztecs as the Creighton coach, and also lost his Division I debut on Nov. 16, 2001 as coach of Northern Iowa against SDSU in Lubbock, Texas. He is 0-1 against **Brian Dutcher**.

The Creighton Coaches

Greg McDermott (Northern Iowa, 1988) owns a 275-136 record in his 12th season with the Bluejays. He owns a career mark of 555-331 in his 28th season, and is 424-267 in his 21st Division I campaign.

McDermott led Creighton to its first BIG EAST regular-season title in 2019-20, taking a Bluejay team that was picked seventh in the league's pre-season poll and ending the year ranked seventh nationally. The Cascade, Iowa native then coached Creighton to its first Sweet 16 since 1974 in 2020-21 and to a share of its first regular-season BIG EAST title in 2019-20.

McDermott has previously been a head coach at Iowa State (2006-10), Northern Iowa (2001-06), North Dakota State (2000-01) and Wayne State (1994-2000).

He is assisted by **Alan Huss**, **Ryan Miller** and **Jalen Courtney-Williams**.

With A Win...

- Improve Creighton to 15-23 all-time in the NCAA Tournament.
- Creighton would win games in consecutive NCAA Tournaments for the first time since doing it in three straight years from 2012-14.

Series History vs. San Diego State

Bluejays lead series, 4-3					
Home: 3-0		Away: 1-1		Neutral: 0-2	
Date	Site	W-L	Score		
01/03/74	at Creighton	W	79-61		
11/30/11	at San Diego State	W	85-83		
11/29/13	at Fullerton, Calif.-\$	L	80-86		
11/28/19	at Las Vegas, Nev.-#	L	52-83		
	\$ Wooden Legacy (Fullerton, Calif.)				
	# 19th Annual Continental Tire Las Vegas Invitational (Las Vegas, Nev.)				
01/18/73	at San Diego State	L	61-73		

Double-Figure Scoring Games			
Name	2021-22	Career	High
Ryan Hawkins#	24	114	44
Ryan Kalkbrenner	24	31	22
Alex O'Connell\$	21	37	28
Ryan Nembhard	17	17	23
Arthur Kaluma	12	12	20
Trey Alexander	9	9	16
KeyShawn Fezell%	2	20	22
Shereef Mitchell	0	4	11

20-Point (or More) Games			
Name	2021-22	Career	High
Ryan Hawkins#	6	51	44
Alex O'Connell\$	4	5	28
Ryan Kalkbrenner	4	4	22
Ryan Nembhard	2	2	23
Arthur Kaluma	1	1	20
KeyShawn Fezell%	0	3	22

30-Point (or More) Games			
Name	2021-22	Career	High
Ryan Hawkins#	1	16	44

40-Point (or More) Games			
Name	2021-22	Career	High
Ryan Hawkins#	0	2	44

Double-Figure Rebounding Games			
Name	2021-22	Career	High
Ryan Hawkins#	14	49	18
Ryan Kalkbrenner	7	7	15
Arthur Kaluma	1	1	12
Alex O'Connell	1	1	10
KeyShawn Fezell%	0	9	19

Double-Figure Assist Games			
Name	2021-22	Career	High
Ryan Nembhard	1	1	10
Ryan Hawkins#	0	1	11

Career Double-Double Games		
Name	2021-22	Career
Ryan Hawkins#	11	41
Ryan Kalkbrenner	5	5
Ryan Nembhard	1	1
KeyShawn Fezell%	0	8

Career Triple-Double Games		
Name	2021-22	Career
Ryan Hawkins#	0	1

\$career total includes games at Duke
#career total includes games at Northwest Missouri St.
%career total includes games at Mississippi St. & McNeese

2021-22 Double-Doubles
Ryan Hawkins (11)
 16 pts., 11 reb. vs. Arkansas-Pine Bluff, 11/9
 15 pts., 10 reb. at Nebraska, 11/16
 19 pts., 11 reb. vs. #9 Villanova, 12/17
 18 pts., 12 reb. at Marquette, 1/1
 13 pts., 13 reb. at #17 Xavier, 1/15
 23 pts., 11 reb. at #17 UConn, 2/1
 30 pts., 12 reb. at Georgetown, 2/12
 14 pts., 12 reb. vs. Georgetown, 2/14
 25 pts., 11 reb. at DePaul, 2/17
 25 pts., 12 reb. at St. John's, 2/23
 10 pts., 10 reb. at #11 Providence, 2/22

Ryan Kalkbrenner (5)
 20 pts., 12 reb. at Marquette, 1/1
 18 pts., 10 reb. vs. DePaul, 1/22
 22 pts., 15 reb. at Georgetown, 2/12
 12 pts., 13 reb. at DePaul, 2/17
 22 pts., 10 reb. vs. #18 UConn, 3/2

Ryan Nembhard (1)
 15 pts., 10 ast. vs. Arkansas-Pine Bluff, 11/9

• **Greg McDermott** would improve to 6-6 as Creighton's head coach in the NCAA Tournament, building on his victory total that stands as the most NCAA Tournament wins in program history.

• Advance Creighton to Saturday's Second Round game vs. either Kansas, Texas Southern or Texas A&M-Corpus Christi.

• Creighton would improve to 11-12 in its first NCAA Tournament game of an appearance.

• Teams with **Ryan Hawkins** would improve to 182-19 at the college level, and 43-2 at neutral sites.

About Creighton

Creighton is a private, Jesuit institution located in Omaha, Neb., with 8,770 students. The University was founded in 1878 by **Mary Lucretia Creighton**, who established it in memory of her husband, telegraph pioneer **Edward Creighton**.

Prominent alumni include **Bob Gibson** (Hall of Fame pitcher for the St. Louis Cardinals), **Paul Silas** (former NBA player and head coach), **Kyle Korver** (former NBA player), **Doug McDermott** (San Antonio Spurs), **Pat Venditte** (former ambidextrous MLB pitcher) and **J. Joseph Ricketts** (Chicago Cubs owner and founder of TD Ameritrade).

Creighton picked up the Bluejays moniker in 1924 after a newspaper coordinated a public contest to select a nickname and mascot.

Creighton officially joined the BIG EAST on July 1, 2013.

Storylines

There's numerous storylines as it relates to Creighton's trip to Fort Worth.

Creighton freshman **Arthur Kaluma** is the brother of San Diego State senior **Adam Seiko**. The two were teammates on the Ugandan National Team last summer when they competed at AfroBasket in Rwanda. Both men started, with Kaluma averaging 13.2 ppg. and Seiko averaging 13.0 ppg. Their coach for Uganda is **George Galanopoulos**, who is the head coach for the G-League's Texas Legends, who are based out of the Fort Worth suburb of Frisco.

Creighton's assistant coach **Ryan Miller** served as assistant and later associate head coach at TCU (in Fort Worth) from 2016-21.

Creighton has never played an NCAA Tournament game in Fort Worth, but is 4-3 all-time in NCAA games played in the state of Texas (1-0

in both 1962, 1964 & 1974 in Dallas; 0-1 in 1989 in Dallas; 1-1 in 2014 in San Antonio).

San Diego State's **Aguek Arop** is from Omaha.

Both Creighton and San Diego State lost low-scoring conference tournament finals. CU lost 54-48 to Villanova in the BIG EAST final and San Diego State lost to Boise State, 53-52.

Thursday (March 17) will be the 41st birthday for former Creighton legend **Kyle Korver**. Korver played at Creighton from 1999-2003 and remains the only Bluejay in program history to appear in four different NCAA Tournaments. He was on hand to cheer on his alma mater at Madison Square Garden last Saturday night for the BIG EAST Tournament championship game.

NCAA Tournament History

Creighton is making its 23rd NCAA Tournament appearance, and 14th in the last 24 years. The Bluejays are 14-23 all-time in NCAA action, including a 10-12 record in its first game.

Last season Creighton defeated UC Santa Barbara (63-62) and Ohio (72-58) before falling to eventual runner-up Gonzaga (83-65) in the Regional Semifinal. It was CU's first appearance in the Sweet 16 since 1974.

Creighton owns an 8-12 record all-time in the Midwest Region, far more wins than any other Region. The Bluejays were 2-1 in 1962 (beat Memphis, lost to Cincinnati, beat Texas Tech), 1-2 in 1964 (beat Oklahoma City, lost to Kansas, beat Louisville), 0-1 in 1975 (lost to Maryland), 1978 (lost to DePaul), 1989 (lost to Missouri), 2000 (lost to Auburn), 1-1 in 2002 (beat Florida, lost to Illinois), 2012 (beat Alabama, lost to North Carolina) and 2013 (beat Cincinnati, lost to Duke) and 0-1 in 2017 (lost to Rhode Island).

In 34 previous NCAA or NIT appearances, Creighton has won consecutive games in the same event just three times, with that happening in the 2016 and 2019 NIT's, as well as the 2021 NCAA Tournament.

Creighton has had at least one sport reach the NCAA Tournament in each of the last 35 academic calendar years, as the Bluejays also have gone dancing in men's soccer, volleyball and women's basketball this academic year.

Including the NCAA's, NIT, CBI and CIT, Creighton will be making its 23rd postseason appearance in the last 25 seasons on Thursday. The 2019-20 team

Career NCAA Tournament Stats

	G-S	FG	Pct	3FG	Pct	FT	Pct	Reb	Avg	A	T	B	S	Pts	Avg	HI
Hawkins#	12-11	75-142	.528	30-71	.423	32-40	.800	106	8.8	18	15	9	17	212	17.7	32
Mitchell	3-0	4-11	.364	1-2	.500	1-3	.333	3	1.0	1	1	0	0	10	3.3	4
O'Connell&	10-2	6-19	.316	1-8	.125	0-0	---	14	1.4	3	4	0	3	13	1.3	7
Kalkbrenner	3-0	1-6	.167	0-0	---	0-2	.000	4	1.3	0	1	1	2	2	0.7	2
Davis	2-0	0-0	---	0-0	---	0-0	---	0	0.0	0	0	0	0	0	0.0	--
Osmani	1-0	0-1	.000	0-1	.000	0-0	---	0	0.0	0	0	0	0	0	0.0	--
Fezell\$	1-0	0-0	---	0-0	---	0-0	---	0	0.0	0	0	0	0	0	0.0	--

& includes O'Connell's games while at Duke

includes Hawkins' games while at Northwest Missouri State

\$ includes Fezell's game while at Mississippi State

Career Stats vs. San Diego State

	G-S	FG	Pct	3FG	Pct	FT	Pct	Reb	Avg	A	T	B	S	Pts	Avg	HI
Mitchell	1-0	3-4	.750	0-0	---	4-4	1.000	0	0.0	2	0	0	2	10	10.0	10
O'Connell\$	1-0	2-3	.667	0-1	.000	0-0	---	4	4.0	0	3	0	0	4	4.0	4

\$ includes O'Connell's game vs. San Diego State while at Duke

2021-22 Dunks (128)

Name	2021-22	Career (CU only)
Ryan Kalkbrenner	68	97
Alex O'Connell	20	20
Arthur Kaluma	19	19
KeyShawn Feazell	14	14
Ryan Hawkins	5	5
Rati Andronikashvili	1	1
Ryan Nembhard	1	1

Creighton's Biggest Comebacks CHI Health Center Omaha History

Date	Opponent	Deficit	Final Score
01/28/06	Wichita State	19	W 57-55
11/19/14	#18 Oklahoma	18	W 65-63
11/09/07	DePaul	17	W 74-62
03/18/08	Rhode Island	17	W 74-73
11/16/08	New Mexico	16	W 82-75
11/27/21	SIU Edwardsville	16	W 70-65

Largest CHI Health Center Omaha Comebacks - Opponents

Date	Opponent	Deficit	Final Score
01/29/22	#21 Xavier (vs. CU)	17	XU 74-64
02/17/18	Marquette (vs. CU)	16	MU 90-86
01/07/20	#16 Villanova (vs. CU)	14	VU 64-59
02/22/17	Providence (vs. #23 CU)	13	PC 68-66
01/09/19	#21 Marquette (vs. CU)	13	MU 106-104 (OT)
01/12/16	#12 Providence (vs. CU)	12	PC 50-48
12/14/20	Marquette (vs. CU)	12	MU 89-84

Miscellaneous 2021-22 Statistics

CU's Biggest Halftime Lead

18 (48-30) vs. #24 BYU, 12/11

CU's Biggest Halftime Lead In A Loss

17 (36-19) vs. #21 Xavier, 1/29

CU's Biggest Halftime Deficit

21 (37-16) at Seton Hall, 2/4

CU's Biggest Halftime Deficit In A Win

12 (42-30) vs. SIU Edwardsville, 11/27

CU's Biggest Overall Lead

32 (84-52) vs. #11 Providence, 3/11

CU's Biggest Overall Deficit

35 (73-38) at #19 Villanova, 1/5

CU's Biggest Margin of Victory

27 (85-58) vs. #11 Providence, 3/11

CU's Biggest Margin of Defeat

34 (75-41) at #19 Villanova, 1/5

CU's Biggest Lead In A Loss

17 (36-19) vs. #21 Xavier, 1/29

CU's Biggest Deficit Overcome In A Win

16 (56-40) vs. SIU Edwardsville, 11/27

Pronunciation Guide

Rati Andronikashvili ... RAH-tee •

..... Ahn-dro-NEEK-ish-vee-lee

John Christofilis Criss-TOFF-a-liss

KeyShawn Feazell FEE-zell

Ryan Kalkbrenner CAULK-bren-ner

Arthur Kaluma Kah-LOO-muh

Modestas Kancleris Mo-DEST-iss • Con-SLARE-iss

Shereef Mitchell SHUR-reef

Ryan Nembhard NEM-hard

Sami Osmani Sammy • Oh's-MONN-ee

was one of those exceptions, but was likely headed for a 2 or 3 seed in the NCAA's before COVID-19 canceled the event.

Of the teams to reach last year's Sweet 16, only 11 of them (Loyola Chicago, Houston, Baylor, Arkansas, Villanova, Michigan, UCLA, Alabama, Gonzaga, USC and Creighton) even made this year's field of 68.

Common Opponents

Creighton and San Diego State share four common opponents this season, as both teams played BYU, Arizona State, Georgetown and Colorado State. Creighton is 3-2 while SDSU is 4-2 in those contests.

Team	CU Result	SDSU Result
BYU	W 83-71	L 66-60
Arizona State	L 58-57	W 65-63
Georgetown	W 80-66	W 73-56
	W 88-77	
Colorado State	L 81-95	W 79-49
	L 58-57	W 63-58

Merfeld's One Shining Moment Turns 21

Currently an assistant to the head coach at Creighton, **Steve Merfeld** coached one of the biggest upsets in NCAA Tournament history when his 15th-seeded Hampton team defeated second-seeded Iowa State, 58-57, in Boise, Idaho, in 2001.

Merfeld's team closed the game on a 14-2 run, capped by a **Travis Williams** basket with 6.9 seconds left. ISU All-American **Jamaal Tinsley's** coast-to-coast lay-up attempt rolled out as time expired.

As the final horn sounded, Merfeld raced across

the court from his bench area to the other side, where he was picked up by forward **David Johnson** in an enduring image as Merfeld kicked his feet in jubilation.

That video clip is still shown annually in March Madness intros and highlights worldwide.

Postseason Wins In 10 of Last 12 Appearances

Creighton has won at least one game in 10 of its last 12 postseason appearances. The stretch began in 2007-08.

Creighton's Last 12 Postseason Appearances

Year	Tournament	First Game
2007-08	NIT	Beat Rhode Island, 74-73
2008-09	NIT	Beat Bowling Green, 73-71
2009-10	CIT	Beat South Dakota, 89-78
2010-11	CBI	Beat San Jose State, 85-74
2011-12	NCAA	Beat Alabama, 58-57
2012-13	NCAA	Beat Cincinnati, 67-63
2013-14	NCAA	Beat Louisiana, 76-66
2015-16	NIT	Beat Alabama, 72-54
2016-17	NCAA	Lost to Rhode Island, 84-72
2017-18	NCAA	Lost to Kansas State, 69-59
2018-19	NIT	Beat Loyola (Chicago), 70-61
2020-21	NCAA	Beat UCSB, 63-62

Both Sides Now

Creighton is one of just 11 teams that had both its men's and women's basketball teams earn an at-large bid to the NCAA Tournament. That list consists of Arkansas, Baylor, Creighton, Indiana, Iowa State, LSU, Miami (Fla.), Michigan, North Carolina, Notre Dame and Ohio State.

Only 24 schools placed men's and women's basketball teams in both NCAA Tournaments.

2021-22 Creighton Basketball Numerical Roster

No.	Name	Yr.	Pos.	Ht.	Wt.	Hometown (High School / Last School)
1	KeyShawn Feazell	Sr.	F	6-9	230	New Hebron, Miss. (Lawrence County HS / McNeese State)
2	Ryan Nembhard	Fr.	G	6-0	167	Aurora, Ontario, Canada (Montverde Academy [Fla.])
4	Shereef Mitchell	Jr.	G	6-0	174	Omaha, Neb. (Sunrise Christian Academy [Kan.])
5	Alex O'Connell	Sr.	G	6-6	185	Roswell, Ga. (Milton HS / Duke)
10	Zander Yates	Fr.	F	6-7	206	Germantown, Tenn. (Houston HS)
11	Ryan Kalkbrenner	So.	C	7-1	256	St. Louis, Mo. (Trinity Catholic HS)
13	Mason Miller	Fr.	F	6-8	187	Germantown, Tenn. (Houston HS)
14	Sami Osmani	So.	G	6-4	196	Oak Lawn, Ill. (Oak Lawn Community HS)
15	John Christofilis	Fr.	G	6-3	196	Seattle, Wash. (O'Dea HS)
21	Rati Andronikashvili	Fr.	G	6-4	186	Tbilisi, Georgia (35 Sajaro Skoka)
22	Devin Davis	So.	G	6-0	180	Chicago, Ill. (Westinghouse College Prep)
23	Trey Alexander	Fr.	G	6-4	185	Oklahoma City, Okla. (Heritage Hall HS)
24	Arthur Kaluma	Fr.	F	6-7	220	Glendale, Ariz. (Dream City Christian HS)
44	Ryan Hawkins	Sr.	F	6-7	222	Atlantic, Iowa (Atlantic HS / Northwest Missouri State)
55	Modestas Kancleris	Fr.	F	6-9	208	Kaunas, Lithuania (Varpas Gimnazija)

Head Coach: Greg McDermott (Northern Iowa, 1988)

12th season at Creighton: 275-136 (.669)

28th season as a head coach: 555-331 (.626)

Assistant Coaches: Alan Huss, Ryan Miller, Jalen Courtney-Williams

Assistant to the Head Coach: Steve Merfeld

Director of Basketball Operations: Jeff Vanderloo

Video Coordinator: Casey Matthews

Administrative Specialist: John McKew

Diversity and Inclusion Officer: Len Gordy

Graduate Assistants: Corey Edwards, Lucas Vargas

Athletic Trainer: Ben McNair

**Associated Press Top 25
March 14, 2022**

Rk	School	W-L	PTS
1.	Gonzaga (54)	26-3	1518
2.	Arizona (7)	31-3	1470
3.	Kansas	28-6	1388
4.	Baylor	26-6	1286
5.	Tennessee	26-7	1235
6.	Villanova	26-7	1211
7.	Kentucky	26-7	1178
8.	Auburn	27-5	1144
9.	Duke	28-6	986
10.	Purdue	27-7	958
11.	UCLA	25-7	823
12.	Texas Tech	25-9	819
13.	Providence	25-5	723
14.	Wisconsin	24-7	685
15.	Houston	29-5	665
16.	Iowa	26-9	661
17.	Arkansas	25-8	578
18.	Saint Mary's	25-7	508
19.	Illinois	22-9	457
20.	Murray State	30-2	425
21.	Connecticut	23-9	353
22.	USC	26-7	170
23.	Boise State	27-7	165
24.	Colorado State	25-5	82
25.	Texas	21-1	72

Others receiving votes: Virginia Tech 63, South Dakota State 33, **San Diego State 33**, LSU 25, Loyola Chicago 18, Memphis 18, North Carolina 16, Michigan State 14, Texas A&M 13, Alabama 9, Ohio State 7, **Creighton 4**, Vermont 3, Indiana 2, San Francisco 2, Davidson 2, Yale 1, Longwood 1, **Seton Hall 1**.

**Ferris Mowers USA Today Top 25 Coaches Poll
March 13, 2022**

Rk	School	W-L	PTS
1.	Gonzaga (31)	26-3	799
2.	Arizona (1)	31-3	765
3.	Kansas	28-6	701
4.	Baylor	26-6	649
5.	Villanova	26-7	628
6.	Kentucky	26-7	612
7.	Auburn	27-5	607
8.	Tennessee	26-7	597
9.	Purdue	27-7	588
10.	Duke	28-6	552
11.	Texas Tech	25-9	429
12.	UCLA	25-7	425
13.	Providence	25-5	385
14.	Wisconsin	24-7	376
15.	Houston	29-5	286
16.	Saint Mary's	25-7	280
17.	Illinois	22-9	280
18.	Arkansas	25-8	272
19.	Iowa	26-9	258
20.	Murray State	30-2	230
21.	Connecticut	23-9	195
22.	USC	26-7	141
23.	Boise State	27-7	81
24.	Virginia Tech	23-12	59
25.	Texas	21-11	49

Others receiving votes: **Colorado State 34**; Michigan State 24; North Carolina 22; **Creighton 13**; **Seton Hall 13**; Texas A&M 8; South Dakota State 6; Loyola-Chicago 6; Davidson 6; Memphis 5; **Marquette 4**; San Diego State 3; Louisiana State 3; Wake Forest 2; Ohio State 2; Alabama 2; Vermont 1; San Francisco 1; Akron 1.

Coaching Experience In The Dance

Creighton's full-time coaching staff boasts a combined 32 Division I NCAA Tournament games under their collective belts as either a player (5-6), assistant coach (3-4) or head coach (5-9), winning 13 of those games.

Greg McDermott is 5-9 in NCAA Tournament action as a Division head coach. He went 0-3 at Northern Iowa (0-1 in 2004, 2005 and 2006) and is 5-6 at Creighton (2-1 in 2021, 1-1 in 2012, 2013 and 2014 and 0-1 in 2017 and 2018). In 2021, he led the Bluejays to their first Sweet 16 since 1974.

Alan Huss is 3-5 in NCAA Tournament action, going three times as a player at Creighton (1-1 in 1999 and 0-1 in both 2000 and 2001). He is also 2-2 as an assistant coach thanks to a 2018 Creighton loss and a 2-1 mark last year.

Ryan Miller has been a part of three NCAA Tournaments as an assistant coach, going 1-2 in two appearances (2010, 2012) with New Mexico and 0-1 in 2018 with TCU. He was also part of three tournaments as a player at Division II Northern State, going 2-1 to reach the Elite Eight in 1998, 1-1 in 1996 and 0-1 in 1997.

NCAA Experience

Nine players on the Creighton team have been a part of an NCAA Tournament squad before, and five of them have appeared for the Bluejays in the Big Dance.

Alex O'Connell, Ryan Kalkbrenner, Shereef Mitchell, Sami Osmani, Devin Davis, Rati Andronikashvili and **Modestas Kancleris** were all part of CU's 2021 team that went 2-1. O'Connell, Kalkbrenner and Mitchell played in all three games, Davis played in the win vs. Ohio and the loss to Gonzaga, and Osmani played in the loss vs. Gonzaga. Andronikashvili and Kancleris both missed the entire 2020-21 season with ACL injuries.

O'Connell also played in seven NCAA Tournament games at Duke, including a pair of starts, as the Blue Devils went 5-2 in those contests. Duke also won one other game in which he didn't appear in. The Blue Devils reached the Elite Eight in both seasons. He averaged 1.6 points and 1.6 rebounds in those games and started Duke's Sweet 16 and Elite Eight games in 2019 in place of an injured **Cam Reddish**. O'Connell played in all three of CU's NCAA Tournament games last season.

KeyShawn Fezell played in an NCAA Tournament loss for Mississippi State in 2019 against Liberty.

Ryan Hawkins was a part of four NCAA Tournament teams while playing at the Division II level for Northwest Missouri State, going 18-1 (12-1 when he played). He redshirted on NMSU's 2016-17 team that won the national title. In 2017-18 he

played in one game (a loss) vs. Minnesota State. In both 2018-19 and 2020-21 he started all six games of Northwest's title run. He was named the MVP of the 2020-21 Elite Eight after posting 32 points in the Elite Eight, 20 points and 11 rebounds in the semifinal and 31 points and 18 rebounds in the title game vs. West Texas A&M.

Against NCAA Tournament Opponents

Creighton is 7-7 against teams that made the 2022 NCAA Tournament. The Jays were 3-0 against Marquette, 2-0 vs. UConn, 1-1 vs. Providence, 1-2 vs. Villanova, 0-2 vs. Seton Hall and 0-1 against both Colorado State and Iowa State. In those 14 games, Creighton went 3-2 at home, 2-3 on the road and 2-2 on neutral floors.

Ryan Hawkins led CU with 13.2 points and also averaged 7.5 rebounds per game. **Ryan Kalkbrenner** averaged 13.0 points, 8.0 rebounds and 2.4 blocks per contest.

As a team, Creighton has allowed 67.6 points per game while scoring 65.2 points per contest. CU is +2.9 on the glass and shoots 43.2 percent from the field, 29.7 percent from deep and 73.9 percent at the line.

All six full games that **Ryan Nembhard** has missed have come against NCAA Tournament teams, with CU going 3-3 in that stretch.

BIG EAST Success

Creighton is one of six BIG EAST teams to make the NCAA Tournament this season, joining Providence, Villanova, Connecticut, Marquette and Seton Hall.

The BIG EAST has had a Sweet 16 squad in 25 of the past 27 tournaments, and multiple Sweet 16 teams in 14 of the last 19 tournaments.

Even when you remove Louisville's vacated 2013 title, the BIG EAST Conference has won a combined 14 NCAA men's and women's basketball titles in the previous 21 tournaments.

History As A No. 5 Seed

Since the NCAA began seeding all the teams in 1979, this year marks the first time Creighton has been a No. 9 seed. It snaps a streak of six straight NCAA berths in which the Bluejays began play as a better seed and in its "home whites" for its initial NCAA Tournament game.

Since 1985, No. 9 seeds are 73-71 (.507) against No. 8 seeds in the NCAA Tournament, including a 12-8 mark (.600) in the last five tournaments. In 33 of the last 36 tournaments, the No. 9 seed has won at least one first round game. The only exceptions came in 2000, 2002 and 2015.

Since 1985, No. 9 seeds are 7-66 in the Second Round, 4-3 in the Regional Semifinal and 1-3 in the Regional Final. The only no. 9 seed to reach the

Creighton Basketball Streaks of Note

Streak	What	Last Time Not True
946	consecutive games with at least one three-pointer made	2/20/93 at Illinois State (0-5)
133	consecutive starts by Ryan Hawkins (includes NW Missouri State)	3/10/18 vs. Minnesota State
33	consecutive home wins on Friday's	12/12/75 vs. North Texas (L 75-71)
27	consecutive wins in home openers	12/3/94 vs. SMU (L 77-70)
26	consecutive wins when making 25 or more free throws	1/20/07 vs. Southern Illinois (26-30)
24	consecutive wins when 5+ players score 10 or more points	1/9/19 vs. Marquette
16	consecutive wins vs. DePaul	1/7/15 (L 70-60)

Final Four was Wichita State in 2013

**Creighton's NCAA Tourney Seeds
(since seeding began in 1979)**

Year	Seed	Record
1981	8th	0-1
1989	14th	0-1
1991	11th	1-1
1999	10th	1-1
2000	10th	0-1
2001	10th	0-1
2002	12th	1-1
2003	6th	0-1
2005	10th	0-1
2007	10th	0-1
2012	8th	1-1
2013	7th	1-1
2014	3rd	2-1
2017	6th	0-1
2018	8th	0-1
2021	5th	2-1
2022	9th	???

McDermott In The Postseason

Creighton coach **Greg McDermott** is making his 10th postseason appearance at Creighton, and 13th overall as a Division I head coach when you include his time at Northern Iowa.

McDermott's Division I teams own an 13-13 record in 12 previous postseason appearances, including a 13-10 mark in nine previous appearances at Creighton.

McDermott's Division I Postseason Appearances

Year (School)	Tourney	Postseason W-L
2003-04 (UNI)	NCAA	0-1
2004-05 (UNI)	NCAA	0-1
2005-06 (UNI)	NCAA	0-1
2010-11 (CU)	CBI	4-2
2011-12 (CU)	NCAA	1-1
2012-13 (CU)	NCAA	1-1
2013-14 (CU)	NCAA	1-1
2015-16 (CU)	NIT	2-1
2016-17 (CU)	NCAA	0-1
2017-18 (CU)	NCAA	0-1
2018-19 (CU)	NIT	2-1
2020-21 (CU)	NCAA	2-1
2021-22 (CU)	NCAA	???

Most Postseason Bids By CU Coaches

This year's bid to the NCAA Tournament is the 10th postseason bid for **Greg McDermott** at Creighton. Only **Dana Altman** (13) has taken the Bluejays to more postseason appearances in men's basketball.

McDermott's five NCAA Tournament wins are a school record, two more than **John J. "Red" McManus**.

McDermott's seven NCAA Tournament trips are tied for the most in program history as well, matching what Altman did.

McDermott's 13 postseason wins at Creighton are the most in school history, six more than Altman's seven.

McDermott (13-10) is one of two coaches in program history with a winning record in postseason play, joining **Eddie Sutton** (2-1).

Coach (Bids)	NCAA	NIT	CBI	CIT	NCIT	Total
Hickey (3)	1-1	2-2	0-0	0-0	0-0	3-3
Belford (1)	0-0	0-0	0-0	0-0	0-1	0-1
McManus (3)	3-3	0-0	0-0	0-0	1-1	4-4
Sutton (1)	2-1	0-0	0-0	0-0	0-0	2-1
Apke (4)	0-3	0-1	0-0	0-0	0-0	0-4
Barone (3)	1-2	0-1	0-0	0-0	0-0	1-3
Altman (13)	2-7	3-5	0-0	2-1	0-0	7-13
McDermott (10*)	5-6	4-2	4-2	0-0	0-0	13-10

*The 2022 NCAA Tournament is McDermott's 10th appearance

Miscellaneous Statistics, Trends and Tidbits

2021-22 Creighton Trends

Current Streak	Lost 1
Overall Record	22-11
BIG EAST Record	12-7
Last 5 Games	3-2
Last 10 Games	7-3
Overtime Games	1-0
Longest Winning Streak	6
Home Streak	Lost 1
When Leading at Halftime	15-3
Home	5-2
Away	5-1
Neutral	5-0
When Trailing at Halftime	6-7
Home	5-1
Away	1-4
Neutral	0-2

Creighton's Record When...

	Field Goal Shooting	FGM-FGA	Pct.
Jays shot 40% or better from field	17-4	387-832	.465
Opponent shot 40% or better from field	5-10	268-647	.414
Jays shot less than 40% from field	5-7	195-402	.485
Opponent shot less than 40% from field	17-1	172-239	.720
Jays shot 40% or better from 3-pt range	7-1	101-137	.737
Opponent shot 40% or better from 3-pt range	1-5	80-103	.777
Jays outrebounded opponent	15-5		
Opponent outrebounded Jays	5-6		
Jays scored 70 or more points	16-2		
Opponent scored 70 or more points	5-7		
Jays allowed fewer than 70 points	17-4		
Opponent allowed fewer than 70 points	6-9		
A Bluejay player scored 20 or more points	12-3		
An opposing player scored 20 or more points	9-3		
A Bluejay player had 10 or more rebounds	15-5		
An opposing player had 10 or more rebounds	7-3		

Jays' Record by Day of the Week

Sunday	1-1
Monday	2-0
Tuesday	5-1
Wednesday	3-2
Thursday	3-0
Friday	3-1
Saturday	5-6

Bluejay Statistical Leaders (Includes all ties)

Points: Hawkins 10, Kalkbrenner 10, O'Connell 8, Kaluma 3, Nembhard 2
Rebounds: Hawkins 15, Kalkbrenner 12, O'Connell 4, Feazell 3, Kaluma 3, Alexander 1
Assists: Nembhard 21, Andronikashvili, 6, Alexander 5, Hawkins 4, O'Connell 4, Kaluma 2
Steals: Nembhard 12, Hawkins 7, Alexander 6, O'Connell 5, Kalkbrenner 5, Andronikashvili 3, Kaluma 3, Feazell 2
Blocks: Kalkbrenner 29, Kaluma 4, Feazell 3, Alexander 3, Hawkins 2, Andronikashvili 2

Margin of Victory and Defeat

	1	2	3	4	5	6	7	8	10	11	12	13	14	15	19	20	21	23	25	27	34
CU Wins	1	3	1	1	1	1	1	1	—	2	2	2	1	—	—	1	1	1	1	1	—
CU Losses	1	—	—	—	1	2	1	—	1	—	—	—	1	1	1	—	1	—	—	—	1

Jays on Television (20-10)

FS1 (15-7); CBS Sports Network (3-0); FS2 (2-0); FOX (0-3)

Super Seven

Greg McDermott will join some select company when he directs his troops to a seventh NCAA Tournament this weekend. That puts him in the company of some of the greatest coaches in CU Athletics history.

McDermott is one of five head coaches in Creighton history to lead seven different NCAA Tournament teams.

Name	Sport	NCAA's @CU
Bob Warming	Men's Soccer	11
Kirsten Bernthal Booth	Volleyball	10
Dana Altman	Men's Basketball	7
Brent Vigness	Softball	7
Greg McDermott	Men's Basketball	7

Horseshoes and Hand Grenades

Though much is made of the influx of freshmen on this year's Creighton team, the Bluejays are 7-2 this season in games decided by five points or less.

Since the start of last season, Creighton is 10-2 in one-possession games (decided by 3 or less). Those 10 victories by three points or less are tied for third-most nationally (Texas and Drake have 11) in that span and is the most among BIG EAST schools.

Creighton has won games this season by 1, 2, 3, 4, 5, 6, 7 and 8 points.

Postseason Features Last-Second Drama

Twelve of Creighton's previous 17 postseason runs (all but 2010, 2014 and 2016, 2017 and 2019) have included a game that was decided in the final seconds, including 2021.

In fact, Creighton's past 17 postseason openers have been decided by an average of 6.35 points and feature five games decided by one point (including a double-OT finish), two by two points, one game by four points, two by six points (including an OT finish), two games by 10 points, three games by 11 points one by 12 points, and one decided by 18 points.

In 2021, **Christian Bishop** made two go-ahead free throws with 16.0 seconds left and UC Santa Barbara's **Amadou Sow** missed a point-bank lay-up with two seconds left as Creighton won, 63-62.

In 2013 Cincinnati missed a game-tying three-pointer in the final 20 seconds and Creighton guard **Austin Chatman** made 3-of-4 free throws down the stretch to hold on to a 67-63 win.

In 2012 Creighton edged Alabama in the second round of the NCAA Tournament, 58-57, as **Trevor Releford's** game-winning three-pointer at the buzzer came up short.

Creighton's 2010-11 campaign ended in heartbreaking fashion in the CBI title game at Oregon. Creighton had the ball in a tie game with the shot clock off, but committed a backcourt violation on Oregon's "unique" floor. The Ducks' **E.J. Singler**

then banked in a game-winning shot with 2.0 seconds left. A desperation three-pointer by Creighton was off the mark.

In 2009, Creighton rallied from a 14-point deficit and would hang on to beat Bowling Green, 73-71 in the first round of the NIT. The Jays needed a last-second defensive stand, as BGSU's **Darryl Clements'** game-winning three-pointer at the buzzer was off the mark.

The following game, Creighton led Kentucky by one with 36 seconds left, only to miss two free throws and see UK All-American **Jodie Meeks** convert a three-point play. CU's **Booker Woodfox**, the nation's No. 2 three-point shooter, missed an open trey as time expired, and Creighton lost 65-63.

In 2008, Creighton rallied from a 12-point deficit in the final 3:07 to top Rhode Island, 74-73, in the first round of the NIT. **Cavel Witter** hit the game-winner with 3.2 seconds left to give CU its first lead of the game since 3-0.

In 2007, Creighton had the ball for a final shot in a tie game against Nevada in the first round of the NCAA Tournament. **Nate Funk's** shot attempt missed, and a tip-in try was also not converted. The Jays would eventually lose 77-71 in overtime.

In second round of the 2006 NIT, Miami (Fl.) guard **Guillermo Diaz** drained a free throw with 2.6 seconds left to beat Creighton 53-52. A last-second shot attempt by Bluejay senior **Johnny Mathies** was knocked out of his hands.

In the 2005 NCAA Tourney, **Nate Funk** had his three-point try with seven seconds left blocked by **Tyrone Sally**, and Sally raced downcourt for a breakaway dunk with 2.4 seconds left to give West Virginia a 63-61 win. Funk's three-point try from the corner missed at the buzzer.

In 2004, Creighton fell 71-70 to Nebraska in the NIT. The Jays led nearly the entire second

half before NU's go-ahead basket with 12 seconds left. **Nate Funk's** game-winning jumper from 18-feet away was blocked by Husker guard **Jake Muhleisen**.

In 2003 Creighton lost 79-73 to Central Michigan in the NCAA's. The Jays trailed 50-24 with 16:24 left but a furious rally got them within two points (72-70) with 1:20 left, only to turn it over the next three possessions.

In the 2002 NCAA's, Creighton beat #15 Florida, 83-82, in Chicago. **Terrell Taylor** hit a game-winning trey with 0.2 seconds left in double-overtime, his final three of 28 points after a scoreless first half.

The 200 Club

Saturday's BIG EAST Tournament final was the 200th that **Ryan Hawkins** has been on the sidelines for since enrolling in college way back in 2016.

Hawkins redshirted for a 35-1 national championship team at Northwest Missouri State in 2016-17, and since has gone 146-18 in the games he has played in, meaning his teams are 181-19 overall.

Hawkins, Villanova or COVID?

It's tough to predict who will win the national title at this point, but if the past is any indication, there was a good chance an unstoppable force was on the floor at Madison Square Garden last Saturday.

Each of the past six basketball seasons have seen either Villanova, **Ryan Hawkins** or COVID-19 emerge above all others end the season.

Villanova won the Division I national title in 2015-16 and 2017-18.

Hawkins was part of the Northwest Missouri State teams that won national titles at the Division II level in 2016-17, 2018-19 and 2020-21.

COVID-19 ended the 2019-20 season, a year in which Creighton and Villanova were likely headed

towards top-three seeds. Meanwhile, Hawkins' Northwest Missouri State team was the top-ranked squad in the Division II ranks and finished with 31-1 overall record and on a 23-game win streak.

Year	National Champion
2015-16	Villanova
2016-17	Ryan Hawkins (Northwest Missouri State)
2017-18	Villanova
2018-19	Ryan Hawkins (Northwest Missouri State)
2019-20	COVID-19
2020-21	Ryan Hawkins (Northwest Missouri State)

Foul Play

Creighton ranks sixth-best in the country with just 13.4 fouls per game, a good thing for a squad that has been using a seven-man rotation for the better part of the last month.

San Diego State is 232nd nationally with 17.4 fouls per game.

Creighton also ranks fourth in the country per **BartTorvik.com** in defensive free throw rate (FTA/FGA).

Seeking The Speed Limit

Creighton failed to break the 50 point barrier in its last outing, when it finished the Villanova game with just 48 points.

It was just the fifth time in **Greg McDermott's** 12 years at Creighton that the Bluejays failed to score 50 or more points.

In McDermott's Division I career spanning 691 games, his teams are 1-18 when scoring less than 50 points. The lone win came on Feb. 28, 2004, when Northern Iowa defeated Indiana State 48-47 in Terre Haute.

CU is also 2-25 under McDermott when scoring 56 points or fewer, with both wins coming earlier this season vs. Kennesaw State (51-44) and vs. Butler (54-52)

2021-22 Creighton's Top Performances

Points

30, Ryan Hawkins at Georgetown, 2/12
 28, Alex O'Connell vs. St. John's, 1/19
 27, Alex O'Connell vs. Georgetown, 2/14
 25, Ryan Hawkins vs. #19 Iowa State, 12/4
 25, Ryan Hawkins vs. #24 BYU, 12/11
 25, Ryan Hawkins at DePaul, 2/17
 25, Ryan Hawkins at St. John's, 2/23
 23, Ryan Nembhard vs. #21 Xavier, 1/29
 23, Ryan Hawkins at #17 UConn, 2/1
 22, Ryan Nembhard at Nebraska, 11/16
 22, Alex O'Connell at #17 Xavier, 1/15
 22, Ryan Kalkbrenner at Georgetown, 2/12
 22, Ryan Kalkbrenner vs. #18 UConn, 3/2
 21, Ryan Kalkbrenner vs. Marquette, 2/20
 20, Alex O'Connell vs. Ark.-Pine Bluff, 11/9
 20, Ryan Kalkbrenner at Marquette (2OT), 1/1
 20, Arthur Kaluma vs. St. John's, 1/19

Rebounds

15, Ryan Kalkbrenner at Georgetown, 2/12
 13, Ryan Hawkins at #17 Xavier, 1/15
 13, Ryan Kalkbrenner at DePaul, 2/17
 12, Ryan Kalkbrenner at Marquette (2OT), 1/1
 12, Ryan Hawkins at Marquette (2OT), 1/1
 12, Ryan Hawkins at Georgetown, 2/12
 12, Ryan Hawkins vs. Georgetown, 2/14
 12, Ryan Hawkins at St. John's, 2/23
 12, Ryan Hawkins vs. #11 Providence, 3/11
 12, Arthur Kaluma vs. #8 Villanova, 3/12

11, Ryan Hawkins vs. Ark.-Pine Bluff, 11/9
 11, Ryan Hawkins vs. #9 Villanova, 12/17
 11, Ryan Kalkbrenner vs. St. John's, 1/19
 11, Ryan Hawkins at #17 UConn, 2/1
 11, Ryan Hawkins at DePaul, 2/17
 10, Ryan Hawkins vs. Kennesaw State, 11/11
 10, Ryan Hawkins at Nebraska, 11/16
 10, Ryan Kalkbrenner vs. #19 Iowa State, 12/4
 10, Ryan Hawkins vs. Arizona State, 12/14
 10, Ryan Kalkbrenner vs. DePaul, 1/22
 10, Alex O'Connell at #17 UConn, 3/1
 10, Alex O'Connell vs. Butler, 2/8
 10, Ryan Hawkins at #11 Providence, 2/26
 10, Ryan Kalkbrenner vs. #18 UConn, 3/2

Assists

10, Ryan Nembhard vs. Ark.-Pine Bluff, 11/9
 8, Ryan Nembhard vs. Arizona State, 12/14
 8, Trey Alexander vs. Marquette, 3/10
 7, Ryan Nembhard at Georgetown, 2/12
 7, Ryan Nembhard at St. John's, 2/23

Steals

5, Ryan Hawkins vs. SIU Edwardsville, 11/27
 4, Ryan Nembhard vs. Southern Illinois, 11/22
 4, Rati Andronikashvili vs. #19 Iowa State, 12/4

Blocked Shots

6, Ryan Kalkbrenner vs. DePaul, 1/22
 5, Ryan Kalkbrenner vs. Southern Illinois, 11/22

5, Ryan Kalkbrenner vs. SIU Edwardsville, 11/27
 5, Ryan Kalkbrenner vs. #24 BYU, 12/11
 5, Ryan Kalkbrenner vs. #9 Villanova, 12/17
 5, Ryan Kalkbrenner at #17 Xavier, 1/15
 5, Ryan Kalkbrenner at Butler, 1/26

Field Goals

10, Ryan Hawkins vs. #24 BYU, 12/11
 10, Ryan Hawkins at Georgetown, 2/12
 10, Ryan Kalkbrenner at Georgetown, 2/12
 10, Ryan Hawkins at St. John's, 2/23
 10, Ryan Kalkbrenner vs. #18 UConn, 3/2

3-Point Field Goals

8, Ryan Hawkins at Georgetown, 2/12
 6, Alex O'Connell vs. St. John's, 1/19
 5, Ryan Hawkins at Marquette (2OT), 1/1
 5, Alex O'Connell vs. Georgetown, 2/14

Free Throws

8, Alex O'Connell vs. Georgetown, 2/14
 7, Ryan Kalkbrenner vs. #21 Xavier, 1/29
 7, Ryan Kalkbrenner at #11 Providence, 2/26
 6, Ryan Nembhard at Nebraska, 11/16
 6, Ryan Hawkins vs. #19 Iowa State, 12/4
 6, Ryan Nembhard vs. #24 BYU, 12/11
 6, Ryan Kalkbrenner vs. DePaul, 1/22
 6, Trey Alexander vs. DePaul, 1/22
 6, Arthur Kaluma vs. Butler, 2/8
 6, Alex O'Connell at DePaul, 2/17

2021-22 Honors & Awards

Trey Alexander

BIG EAST All-Freshman Team
 BIG EAST Freshman of the Week, 1/24
 BIG EAST Freshman of the Week, 2/7
 BIG EAST Freshman of the Week, 2/28

Ryan Hawkins

Second Team All-BIG EAST
 Senior CLASS Award Candidate (30)

Ryan Kalkbrenner

All-BIG EAST Tournament Team
 BIG EAST Defensive Player of the Year
 Honorable Mention All-BIG EAST

Arthur Kaluma

All-BIG EAST Tournament Team
 BIG EAST All-Freshman Team
 BIG EAST Freshman of the Week, 2/14
 BIG EAST Freshman of the Week, 3/6

Ryan Nembhard

BIG EAST All-Freshman Team
 BIG EAST Freshman of the Week, 11/15
 BIG EAST Freshman of the Week, 11/22
 BIG EAST Freshman of the Week, 11/29
 BIG EAST Freshman of the Week, 12/20
 BIG EAST Freshman of the Week, 1/17
 BIG EAST Freshman of the Week, 2/21
 BIG EAST Freshman of the Year
 Paradise Jam All-Tournament Team

Rk.	School (1st place votes)	Total
1.	Villanova (10)	100
2.	Connecticut (1)	84
3.	Xavier	76
4.	St. John's	73
5.	Seton Hall	68
6.	Butler	60
7.	Providence	45
8.	Creighton	38
9.	Marquette	26
10.	Georgetown	25
11.	DePaul	10

Preseason All-BIG EAST Team

First Team

Collin Gillespie, Villanova (Preseason POY)
 Nate Watson, Providence
 Julian Champagne, St. John's
 Jared Rhoden, Seton Hall
 Paul Scruggs, Xavier
 Zach Freemantle, Xavier

In the game after scoring 56 points or less, Creighton has gone 20-6 under McDermott while averaging 76.5 points.

CU has not been held to less than 55 points in consecutive games since January of 2008 and hasn't been held under 50 points in consecutive contests since January of 1952.

San Diego State ranks second nationally in scoring defense, allowing just 57.7 points per game.

Top 25 Success

A 79-59 win vs. No. 9 Villanova, an 83-71 win vs. No. 24 BYU and a 85-58 win vs. No. 11 Providence means Creighton owns three double-digit wins over top-25 competition this season, something only six other schools can also claim. Gonzaga has done it five times, Texas Tech has done it four times. Creighton, Marquette, Oklahoma, Tennessee and Villanova have done it three times.

The Bluejays have now beaten multiple top-25 foes each of the last seven seasons (2015-16 to 2021-22), something only Baylor, Gonzaga, Kansas, Michigan State, Purdue, Texas Tech and Villanova can also claim. Four other schools have beaten multiple top-25 foes in each of the previous six seasons -- Florida State (1), Michigan (1), Penn State (1) and West Virginia (1) but are still seeking a second top-25 win this winter.

Creighton's Most Top-25 Wins, Season

Wins	Season	Top-25 Victims
6	2019-20	#8 Villanova, #10 Seton Hall, #12 Texas Tech, #19 Marquette, #21 Butler, #8 Seton Hall
5	2021-22	#9 Villanova, #17 UConn, #18 UConn, #24 BYU
4	2016-17	#9 Wisconsin, #12 Butler, #16 Butler, #22 Xavier
4	2017-18	#3 Villanova, #19 Seton Hall, #20 Northwestern, #23 UCLA
3	2020-21	#5 Villanova, #22 Xavier, #23 UConn
2	1973-74	#6 Marquette, #16 Louisville
2	2001-02	#15 Florida, #17 Western Kentucky
2	2006-07	#11 Southern Illinois, #24 Xavier
2	2013-14	#4 Villanova, #6 Villanova
2	2015-16	#5 Xavier, #18 Butler
2	2018-19	#10 Marquette, #16 Clemson

All-BIG EAST Tourney Picks

Last week marked Creighton's eighth trip to the BIG EAST Tournament, not counting the 2020 abbreviated trek that was halted at halftime of its first game.

The only men to earn All-Tournament Team honors have been **Doug McDermott** and **Austin Chatman** (2014), **Marcus Foster** (2017), **Marcus Zegarowski** (2021) and **Ryan Kalkbrenner** and **Arthur Kaluma** (2022).

McDermott scored 94 points in his three games, making 34-of-63 shots from the field, 14-of-28 three-point shots and 12-of-14 attempts from the line. He set a BIG EAST Tournament record for points in a half (since broken) when he scored 27 in the first half vs. DePaul.

Chatman averaged 8.7 points, 6.7 assists and 2.7 rebounds per game while directing the Bluejay offense. He made 9-of-16 shots from the floor.

In 2017 Foster averaged 16.3 points, 3.3 assists and 2.7 rebounds per game at The Garden. His three-pointer in the closing seconds of the semi-final lifted Creighton to a 75-72 win and advanced

the Bluejays to their second title game in four seasons.

In 2021, Zegarowski averaged 16.0 points, 4.0 rebounds and 4.0 assists per game while shooting 61.5 percent from three-point range as the Bluejays reached the finals.

Both **Arthur Kaluma** and **Ryan Kalkbrenner** were named to the All-Tournament Team at the 2022 BIG EAST Tournament. Kaluma averaged 13.3 points and 6.3 rebounds in three games, while Kalkbrenner led CU with 16.0 points, 8.7 rebounds and 3.0 blocks per game on 76.0 percent shooting from the field.

Fool Me Once...But Nine Times?

Creighton has met or exceeded its preseason BIG EAST prognostication every year since joining the league, as seen below.

This year also marks the sixth straight season that Creighton has finished in fourth place or better.

Creighton's BIG EAST Preseason Poll History

Year	Preseason	Actual	Preseason All-BIG EAST
2013-14	3rd	2nd	Doug McDermott (1st)
2014-15	9th	T-9th	-
2015-16	9th	6th	-
2016-17	3rd	T-3rd	Maurice Watson Jr. (1st); Marcus Foster (HM)
2017-18	5th	T-3rd	Marcus Foster (1st); Khyri Thomas (HM)
2018-19	9th	T-3rd	Martin Krampelj (HM)
2019-20	7th	T-1st	Ty-Shon Alexander (1st)
2020-21	2nd	2nd	Marcus Zegarowski (1st); Mitch Ballock (2nd)
2021-22	8th	4th	None

Awards Haul

Five members of the Creighton men's basketball team received recognition from the BIG EAST Conference. **Ryan Hawkins** was named to the All-BIG EAST Second Team and **Ryan Kalkbrenner** was named All-BIG EAST Honorable Mention. Additionally, the Bluejay trio of **Ryan Nembhard**, **Trey Alexander** and **Arthur Kaluma** were named to the BIG EAST's All-Freshman Team. Kalkbrenner was also named Defensive Player of the Year while Nembhard was tabbed as Freshman of the Year.

Hawkins leads the BIG EAST with 11 double-doubles and tops the Bluejays with 13.9 points and 7.8 rebounds per game in his first year in the program. The sixth-year senior from Atlantic, Iowa, has started every game and is one of three men (along with **Adama Sanogo** and **Justin Lewis**) in the BIG EAST to rank among the top 10 in both points and rebounds per game. Hawkins' selection gives Creighton a player named to the All-BIG EAST Second Team for the seventh straight season.

Kalkbrenner has swatted 89 blocked shots, a key reason that the Bluejays lead the league in field goal percentage defense (.395). The sophomore from St. Louis, Mo., also owns a conference-best 128 offensive rebounds, the most by a Creighton player since **Bob Harstad** in 1988-89. Kalkbrenner is CU's fourth player named All-BIG EAST Honorable Mention in the past four seasons, joining **Denzel Mahoney** (2020-21), **Martin Krampelj** (2018-19) and **Ty-Shon Alexander** (2018-19). He is CU's first Defensive Player of the Year since **Khyri Thomas** won it in back-to-back seasons in 2016-17 and 2017-18.

Nembhard became Creighton's first unanimous choice to the All-Freshman Team since **Marcus Zegarowski** in 2018-19. Nembhard was named BIG

EAST Freshman of the Week a league-leading six times after pacing the Bluejays in assists (4.4), steals (1.3) and minutes (34.8) per game. The Aurora, Ontario, Canada product averaged 11.3 points per contest before undergoing season-ending surgery on his right wrist on February 25. Nembhard is the first Bluejay to be named BIG EAST Freshman of the Year since **Justin Patton** in 2016-17.

Alexander averaged 6.9 points, 3.8 rebounds and 2.2 assists per game while starting the final 11 of his 33 appearances to date. He's scored in double-figures nine times and took over starting point guard duties after Nembhard got injured on February 23. The Oklahoma City, Okla., native was named BIG EAST Freshman of the Week three times during his debut season.

Kaluma is averaging 9.9 points and 5.1 rebounds per game while starting 28-of-29 appearances. The Glendale, Ariz., product has scored in double-figures 12 times this year and was named BIG EAST Freshman of the Week on Feb. 14 and March 6.

Creighton is the first team to land three members of the BIG EAST's All-Freshman Team in the same season since Georgetown placed **Mac McClung**, **James Akinjo** and **Josh LeBlanc** on the squad in 2018-19.

Kalkbrenner Named BIG EAST's Top Defender

Creighton sophomore **Ryan Kalkbrenner** has been named the 2021-22 BIG EAST Defensive Player of the Year after a vote of league coaches. The center's recognition marks the third time in the past six seasons that a Bluejay has won the award, joining two-time honoree **Khyri Thomas** (2016-17, 2017-18).

Kalkbrenner owns 89 blocked shots, which ranks ninth-most nationally. He was also sixth in the BIG EAST with 8.0 rebounds per league contest. Creighton leads the BIG EAST in field goal percentage defense (.395) in all games and its 65.9 points allowed per league game was second-best, with the St. Louis, Mo., native anchoring the Bluejay defense.

Kalkbrenner had a blocked shot in 26 straight games at one point, Creighton's longest streak since 1984-85, and his 89 blocked shots have only been surpassed by **Benoit Benjamin** (three times) in Bluejay history.

The 13 men listed on the All-Conference teams that faced Creighton this season averaged 13.3 points per league game while shooting 37.2 percent against the Bluejays, compared to 15.8 points per game on 45.7 percent shooting in all other games.

My King (Arthur)

Creighton forward **Arthur Kaluma** earned the final BIG EAST Freshman of the Week award, league officials announced on Sunday, March 6.

Kaluma averaged 12.0 points and 5.0 rebounds as Creighton split home games against #18 UConn and Seton Hall during the first week of March.

He started his week with 15 first half points in a win vs. No. 18 UConn, a game in which CU never trailed. He added five rebounds, an assist and a

blocked shot

The Glendale, Ariz., product then had nine points and five rebounds against Seton Hall.

It was Kaluma's second recognition, as the forward was previously recognized on Feb. 14th. Combined with teammates **Ryan Nembhard** (Nov. 15, Nov. 22, Nov. 29, Dec. 20, Jan. 17, Feb. 21) and **Trey Alexander** (Jan. 24, Feb. 7, Feb. 28), Creighton has now won 11 of the league's 16 Freshman of the Week awards this season, including seven of the past eight weeks.

McDermott's Coaching Tree

A bunch of former **Greg McDermott** protégés are also thriving.

Eric Henderson led South Dakota State to the first 18-0 season in Summit League history. The Jackrabbits are 30-4 after winning the Summit League Tournament and clinching an NCAA bid.

North Dakota State's **Dave Richman** is 23-10 overall and finished as the runner-up in the Summit League standings and Summit League Tournament to Henderson's SDSU team.

Ben Jacobson won the MVC regular-season title while coaching Northern Iowa. The Panthers are 19-11 and headed to the NIT.

Drake's **Darian DeVries** led the Bulldogs to a 24-10 mark and runner-up finish in the MVC (to Jacobson's UNI team) in the regular-season and the league tournament. Drake is CBI-bound.

Steve Lutz has led his Texas A&M-Corpus Christi team to a 24-11 record and a Southland Conference Tournament title in his first year as a head coach. He inherited a 5-19 team that hadn't won 20 games or had a winning record since 2016-17.

TJ Otzelberger has turned around Iowa State in his first year in Ames. He inherited a 2-22 team (0-18 Big 12) that enters the NCAA Tournament with a 20-13 overall mark..

Patrick Sellers led Central Connecticut State to an 8-24 record in his first season with the Blue Devils, including a victory in the Northeast Conference Tournament.

And though he wasn't ever an assistant under McDermott, former Bluejay player **Grant Gibbs** has led the G-League's Oklahoma City Blue to a 12-15 record.

Wins On Wins on Wins

Creighton's Nov. 21 loss vs. Colorado State was the first time in the six-year college career of **Ryan Hawkins** that one of his teams lost on a neutral floor. The Northwest Missouri State transfer is now 42-2 on neutral sites when you include his 5-2 mark this year.

He enters the NCAA Tournament with a team record of 181-19 (.905) at all sites. He's lost consecutive games in his career just twice, but is coming off a loss.

CU's January 1st win at Marquette marked the 100th conference game of Hawkins' college career, while the Feb. 14 win vs. Georgetown was his 100th conference victory. He finished his career 104-13 in league games.

Fun Fact

Creighton is the only school in the BIG EAST with 12 or more league wins each of the last three seasons. Among the other BIG EAST or "Power 5" Conferences, only Baylor, Illinois, Kansas, UCLA and Virginia have done so.

Preseason BIG EAST Poll

Creighton was picked eighth in the preseason BIG EAST Conference poll that was selected via a vote of league coaches.

Villanova was a unanimous selection to win the league, with Connecticut and Xavier finishing second and third, respectively. St. John's is fourth, followed by Seton Hall, Butler, Providence and Creighton. Rounding out the poll are Marquette, Georgetown and DePaul.

Villanova standout **Collin Gillespie** was named Preseason BIG EAST Player of the Year, and was joined on the Preseason All-BIG EAST Team by **Nate Watson** (Providence), **Julian Champagnie** (St. John's), **Jared Rhoden** (Seton Hall), **Paul Scruggs** (Xavier) and **Zach Freemantle** (Xavier).

Creighton is the only school in the league that has met or exceeded its preseason BIG EAST prognostication every year since joining the league, as seen below:

Creighton's BIG EAST Preseason Poll History			
Year	Preseason	Actual	Preseason All-BIG EAST
2013-14	3rd	2nd	Doug McDermott (1st)
2014-15	9th	T-9th	-
2015-16	9th	6th	-
2016-17	3rd	T-3rd	Maurice Watson Jr. (1st); Marcus Foster (HM)
2017-18	5th	T-3rd	Marcus Foster (1st); Khyri Thomas (HM)
2018-19	9th	T-3rd	Martin Krampelj (HM)
2019-20	7th	T-1st	Ty-Shon Alexander (1st)
2020-21	2nd	2nd	Marcus Zegarowski (1st); Mitch Ballock (2nd)
2021-22	8th	4th	--

.500 Or Better in League Play, Again

Creighton went 12-7 in league play, earning a .500 mark or better in league play once again. It is the 26th time in the last 27 seasons that Creighton has gone .500 or better in league play.

The only BIG EAST teams to finish .500 or better in league play each of the last six seasons (including 2021-22) are Creighton, Villanova and Seton Hall.

20 Wins, Again

Creighton has 22 wins, securing a seventh straight 20-win season.

Creighton entered this season as one of six schools with 20 or more wins in each of the last six seasons, joining Belmont, Gonzaga, Houston, Kansas and Oregon.

All those other schools have 20 or more wins this season except Oregon (19). The Ducks play at Utah State in the NIT.

22 of 24 Seasons With 20 Wins

Creighton has won 20 or more games in 22 of the last 24 seasons (including 2021-22), a feat that puts the Jays among an exclusive group, nationally.

Just two schools have had 20 or more wins each of the last 24 years (including 2021-22): Gonzaga and Kansas. Duke has done it 23 times, Creighton

and Kentucky 22 times.

Most 20-Win Seasons, Last 24 Seasons (includes 2021-22)

Team	20-Win Seasons	2021-22 W-L
Gonzaga	24	26-3
Kansas	24	28-6
Duke	23	28-6
Creighton	22	22-11
Kentucky	22	26-7

On The Double!

Ryan Hawkins leads the BIG EAST in double-doubles, both overall and in league play.

His 11 overall double-doubles are tied with Georgetown's **Aminu Mohammed**. His nine double-dips in league play were two more than UConn's **Adama Sanogo**.

No BIG EAST player has had 11 or more double-doubles since 2019-20, when Xavier's **Tyrique Jones** (21), DePaul's **Paul Reed** (18) and Georgetown's **Omer Yurtseven** (13) all did so.

Hawkins' 11 double-doubles are the most in a season by any Bluejay since **Doug McDermott** had 11 as a sophomore in 2011-12. No CU player has had 12 or more double-doubles since **Bob Harstad** had 12 in 1989-90.

Most CU Double-Doubles Since 1987-88, Season

D-D	Name	Year
13	Bob Harstad	1988-89
12	Bob Harstad	1989-90
11	Bob Harstad	1990-91
11	Doug McDermott	2011-12
11	Ryan Hawkins	2021-22
10	Chad Gallagher	1990-91
10	Doug McDermott	2012-13

Most CU Double-Doubles Since 1987-88, Career

D-D	Name	Year
42	Bob Harstad	1987-91
37	Doug McDermott	2010-14
24	Chad Gallagher	1987-91
13	Martin Krampelj	2015-19
11	Rodney Buford	1995-99
11	Anthony Tolliver	2003-07
11	Kenny Lawson Jr.	2006-11
11	Ryan Hawkins	2021-22

Nembhard To Miss Rest of 2021-22 Season

Guard **Ryan Nembhard** will miss the remainder of the 2021-22 season after suffering an injury during last Creighton's Feb. 23 win at St. John's. He underwent surgery on his right wrist on Feb. 25th.

"We are heartbroken for Ryan, who has been such an integral part of our success this season," said Creighton head coach **Greg McDermott**. "He will remain a key part of our team while he is sidelined, but I know he will come back stronger than ever and we look forward to his healthy return."

A six-time BIG EAST Freshman of the Week and the frontrunner for BIG EAST Freshman of the Year accolades, Nembhard was averaging 11.3 points and a team-leading 4.4 assists per game. He started all 27 games he participated in and his 34.8 minutes per game are the most by a BIG EAST freshman since 2011-12.

CU's Been There Before, Unfortunately

The injury to **Ryan Nembhard** isn't the first time in recent memory that Creighton has suffered an injury to a key player late in the year. Each of the previous teams answered the bell and reached the post-season (when one was played), as has this team.

In 2019-20 **Marcus Zegarowski** suffered a knee injury in CU's final regular-season game of the year. Creighton was ranked seventh nationally and headed towards a No. 2 or No. 3 seed before COVID-19 ended the season prematurely.

In 2017-18, **Martin Krampelj** suffered a knee injury in CU's 19th game of the season. That team went on to reach the NCAA Tournament.

In 2016-17, **Maurice Watson Jr.** suffered a knee injury in CU's 19th game of the season. That team went on to reach the NCAA Tournament.

Work Of Art

In the Feb. 23 win at St. John's, **Arthur Kaluma** returned from a knee injury that sidelined him for four games. The Glendale, Ariz., product had 12 points in 19 minutes, the latest in a string of good performances by the Bluejay freshman.

In the last 14 games he's played, Kaluma has averaged 11.8 points and 5.6 rebounds per game.

Kaluma, who made 16-of-32 free throws (50 percent) in CU's first 17 games, has drained 19-of-23 foul shots (82.6 percent) since then.

Getting Offensive On The Glass

Ryan Kalkbrenner owns 128 offensive rebounds this season, tops in the BIG EAST. Since 1986-87, the only Bluejay with more was Bob Harstad's 118 in 1988-89:

Most Offensive Rebounds, Since 1986-87

OReb	Name	Year
128	Ryan Kalkbrenner	2021-22
118	Bob Harstad	1988-89
110	Bob Harstad	1989-90
108	Nate King	1993-94
106	Bob Harstad	1987-88
101	Randall Crutcher	1996-97

10's All Around

Creighton went 12-7 in league play after earning its 10th conference win of the season on Feb. 20 vs. Marquette. Creighton has now won 10 or more league games in 23 of the last 26 seasons (including 2021-22).

Another 10!

The Feb. 20 win vs. Marquette was Creighton's 10th home win this season. The Bluejays have now reached double-figures in that category for the 25th time in the last 26 seasons.

The only exception in that time came in 2014-15, when the Jays won nine times at home.

Creighton also surpassed 200,000 home fans for the season on Feb. 20th for the 16th time in the last 17 years. The only exception was the 2020-21 season that was impacted by COVID-19, which restricted crowds nationwide.

What's In A Number

There's little doubt that Duke forward **Christian Laettner** was one of the greatest college players of his generation nearly 30 years ago from 1988-92.

What you might not realize is that Laettner's career stats are quite comparable to what **Ryan Hawkins** has accomplished at the college level.

Laettner's teams went 123-26 with a pair of national titles, whereas as Hawkins' teams have gone 181-19 overall (146-18 when he plays).

Comparing Christian Laettner & Ryan Hawkins

Year	NCAA Titles	PTS	REB	3FG	AST	STL
Laettner	2	2,460	1,149	79	273	243
Hawkins	3	2,556	1,206	360	226	254

Elite Company For Hawkins

Creighton senior **Ryan Hawkins** owns 2,556 career points and 1206 career rebounds, though the majority of his totals were accumulated at the Division II level at Northwest Missouri State.

That's more points than legends such as **Alonzo Mourning** (2,001), **Bob Lanier** (2,067), **Tim Duncan** (2,117), **Derrick Coleman** (2,143), **Patrick Ewing** (2,184), **Ralph Sampson** (2,225), **Jerry West** (2,309), **Lew Alcindor** (2,325) and **Christian Laettner** (2,460).

Only 10 other Division I players in NCAA history have finished their careers with at least both 2,556 points and 1,206 rebounds or more.

Name, School(s)	Last Year	Pts.	Reb.
Lionel Simmons, La Salle	1990	3,217	1,429
Mike Daum, South Dakota State	2019	3,067	1,236
Oscar Robertson, Cincinnati	1960	2,973	1,338
Elvin Hayes, Houston	1968	2,884	1,602
Tyler Hansbrough, North Carolina	2009	2,872	1,219
Larry Bird, Indiana State	1979	2,850	1,247
David Robinson, Navy	1987	2,669	1,314
Michael Brooks, La Salle	1980	2,628	1,372
Dickie Hemric, Wake Forest	1955	2,587	1,802
Calvin Natt, La.-Monroe	1979	2,581	1,285

Ryan's Pave Way To Road Success

Creighton had six road wins this season, and **Ryan Hawkins** had a double-double in each of them.

In those six contests, Hawkins has led CU with 22.7 points, 11.3 rebounds and 3.3 assists per game while he's shot 51.1 percent from the field and 45.9 percent from three-point range.

Ryan Kalkbrenner averaged a double-double in those six road wins too, collecting 14.8 points and 10.3 rebounds per game on 60.3 percent shooting from the floor.

Those two, combined with namesake **Ryan Nembhard**, combined to score 292 of CU's 443 points (65.9 percent) in the six road victories.

The Ryan Express

Creighton has started three players with the first name of Ryan in all but six games this winter, as **Ryan Nembhard**, **Ryan Hawkins** and **Ryan Kalkbrenner** were all entrenched as starters until Nembhard's season-ending injury on Feb. 23. Those three men are also three of CU's top four scorers (along with **Alex O'Connell**).

In the Dec. 11 win vs. No. 24 BYU, Nembhard, Hawkins and Kalkbrenner combined for 56 points, 21 rebounds and seven blocked shots. On Feb. 12th the trio combined for 57 points, 30 rebounds and 13 assists in an 80-66 win at Georgetown. Most recently, they had 56 points and 27 rebounds in a 71-59 win at DePaul on Feb. 17th.

For the season, the "Ryan Express" has contributed 69.9 percent of Creighton's blocked shots, 52.2 percent of its points, 45.4 percent of its assists, 50.5 percent of its rebounds grabbed and 43.5 percent of its steals.

Creighton had not started multiple players with the same first name in the same regular-season game since Nov. 18, 2006, when both **Nick Porter** and **Nick Bahe** started against Nebraska.

Creighton has not had a season in which three players with the same first name all started at least once in the regular-season since at least 1980.

With so many men named Ryan (not to mention assistant coach **Ryan Miller**), the Bluejay staff has gone to referring to Hawkins as "Hawk", the 7-foot-1 Kalkbrenner as "Big Ryan" and Nembhard as "R2", in honor of his uniform number, as well as "Coach Miller".

Ryan's?	Time	Score	Margin
None	42:01	51-85	(-34)
Nembhard Only	40:55	47-84	(-37)
Kalkbrenner Only	11:34	22-15	+7
Hawkins Only	90:14	140-158	(-18)
Kalk/Hawk Only	245:44	411-384	+27
Nemb/Kalk Only	93:58	145-168	(-23)
Nemb/Hawk Only	201:18	373-329	+44
All 3 Ryan's	604:16	1089-953	+136

Hawk Talk

Ryan Hawkins had 30 points, 12 rebounds and six assists on Feb. 12 at Georgetown.

It was just the fifth 15/10/5 game in **Greg McDermott's** 12 seasons at Creighton, and first since Hawkins finished with 15 points, 10 rebounds and five assists on Nov. 16, 2021 at Nebraska.

Prior to Hawkins, no Bluejay had collected a 15/10/5 line since **Khyri Thomas** had 24 points, 10 rebounds and five assists in a Nov. 15, 2017 Gavitt Tipoff Games win at Northwestern.

The only others with a 15/10/5 game under McDermott were **Austin Chatman** (17 points, 11 rebounds, 6 assists vs. Oklahoma on Nov. 19, 2014) and **Doug McDermott** (30 points, 10 rebounds, 5 assists at Seton Hall on Jan. 4, 2014).

Hawkins' performance at Nebraska was CU's first 15/10/5 line with 0 turnovers since at least 1980-81.

The 30/10/5 Line

Ryan Hawkins had 30 points, 12 rebounds and six assists in Creighton's Feb. 12 win at Georgetown.

He's the first Bluejay with a 30/10/5 line since **Doug McDermott** had 30 points, 10 rebounds and five assists at Seton Hall on Jan. 4, 2014.

Doug McDermott (8x), **Kenny Lawson Jr.** (once) and Hawkins (once) are CU's only players with a 30 point & 10 rebound game (regardless of assist numbers) in 12 seasons under **Greg McDermott**.

Per Basketball-Reference.com, Hawkins joined former Oklahoma phenom **Trae Young** (on 1/13/18 vs. TCU) as the nation's only players since 2010-11 with at least 30 points, 10 rebounds, 8 three-pointers and a steal in the same game.

Hawkins owned nine double-doubles in league play, tops in the BIG EAST.

Ready, Aim, Fire!

Ryan Hawkins launched 18 three-point attempts in win at Georgetown on Feb. 12, the most in CU history by one player in a game.

Hawkins' 18 three-point attempts were the most by a player in any BIG EAST game since **Markus Howard** shot 4-for-18 from deep in an overtime loss at Butler on Jan. 24, 2020, but Hawkins is the BIG EAST's only player since 2010-11 with 18 three-point tries or more in a regulation game.

Hawkins is one of four players nationally since

2010-11 with at least 18 three-point attempts and 12 or more rebounds in the same game, and first since South Dakota State's **Mike Daum** at IPFW on Feb. 18, 2017.

The eight triples by Hawkins is tied for fourth-most in CU's single-game history and the most since **Mitch Ballock** made eight trifectas vs. Marquette on Dec. 14, 2020. It also tied Hawkins' personal-high done while at Northwest Missouri State against Southern Nazarene on Nov. 2, 2019.

Most 3-Pointers in a Game, Creighton History		
3FG	Name, Opponent	Date
11	Mitch Ballock vs. DePaul	03/09/19
9	Kyle Korver vs. Evansville	01/15/03
	Ethan Wragge at Villanova	01/20/14
8	Tad Ackerman at Drake	01/23/95
	Kyle Korver at Xavier	12/31/02
	Terrell Taylor vs. Florida	03/15/02
	Isaiah Zierden at DePaul	01/17/16
	Mitch Ballock vs. Marquette	12/14/20
	Ryan Hawkins at Georgetown	02/12/22

Most 3-Point Attempts in a Game, Creighton History		
FGA	Name, Opponent	Date
18	Ryan Hawkins at Georgetown	02/12/22
15	Terrell Taylor vs. Florida	03/15/02
	Kyle Korver vs. Fresno State	02/22/03
	Ty-Shon Alexander vs. Villanova	01/13/19
14	Kyle Korver vs. BYU	12/07/02
	Kyle Korver at Nebraska	12/21/02
	Kyle Korver vs. Evansville	01/15/03
	Ethan Wragge at Villanova	01/20/14
	Mitch Ballock vs. Marquette	12/14/20

The Big Man Puts On A Big Show

Ryan Kalkbrenner had career-highs with both 22 points and 15 rebounds in the Feb. 12 victory at Georgetown.

His 15 rebounds were three more than his previous best, done vs. Marquette on Jan. 1, 2022.

Kalkbrenner's 15 rebounds were the most by a Bluejay since **Christian Bishop** had 15 rebounds vs. Ohio last March in the win that clinched CU's first Sweet 16 trip since 1974.

Kalkbrenner's 15 rebounds were the most by a Bluejay in a true road win since **Ben Walker** had 15 in a win at Baylor on Dec. 4, 1999.

Making Kalkbrenner's accomplishments all the more impressive is that he played on an ankle he sprained on Feb. 1 in a win at No. 17 UConn. In that game and the two that followed, Kalkbrenner had a combined 11 points and 19 rebounds on 4-of-18 shooting before the performance, which included six dunks.

Kalkbrenner is the third Bluejay under **Greg McDermott** with at least 20 points and 15 rebounds in the same game, joining **Doug McDermott** (33 points & 15 rebounds vs. Tulsa on 11/23/13) and **Kenny Lawson Jr.** (30 points & 18 rebounds vs. Saint Joseph's on 12/11/10).

Besides Kalkbrenner, the only BIG EAST players with a 20/15 this year are **Julian Champagnie** and **Adama Sanogo** (three times).

Feb. 12 Standouts

Creighton defeated Georgetown on Feb. 12 thanks to a combined 52 points and 27 rebounds from post players **Ryan Kalkbrenner** and **Ryan Hawkins**.

It was the first time two Bluejays combined for more than 50 points and 25 rebounds in the same game since a Jan. 21, 1991 win at Bradley. On

that day, **Chad Gallagher** had 29 points and 15 rebounds, while **Bob Harstad** added 26 points and 13 rebounds.

It was also the first time multiple Bluejays had 10 field goals in the same game since Jan. 5, 1991, also vs. Bradley. During that contest, Gallagher made 11 baskets and Harstad drained 12.

Passing Fancy

Creighton had a season-high 26 assists on 30 field goals in the Feb. 12 victory at Georgetown.

Creighton assisted on all 12 three-pointers, all nine dunks and five of its eight lay-ups. Two of its four unassisted hoops came on offensive putbacks.

Creighton's 26 assists were truly a team effort, as **Trey Alexander** (6), **Ryan Hawkins** (6) and **Alex O'Connell** (5) all had season-highs in helpers.

Creighton's 26 assists were its most at any site since having 28 on Dec. 1, 2020 vs. Nebraska-Omaha and its most in a true road game since distributing 28 assists on 33 baskets at Bradley on Jan. 7, 2012 on an evening that saw **Doug McDermott** score 44 points.

CU's 26 assists exceeded its number of assists in its previous three games (24), combined.

Technically Speaking

Greg McDermott was issued a rare technical foul when the officials booked the Creighton head coach on Feb. 8th vs. Butler.

It was just the fifth technical foul that McDermott has been whistled for in 12 years on the Bluejay sideline, and his first since Dec. 8, 2018 at Nebraska. McDermott also picked up technical fouls on Jan. 27, 2018 vs. Georgetown, March 3, 2015 vs. Villanova and Jan. 17, 2015 against Providence.

Some other facts about technical fouls...

- **Greg McDermott** had two technical fouls in his four seasons as Iowa State head coach and five technical fouls in five years as head coach at Northern Iowa. That means Feb. 8th was his 680th game in 21 seasons as a Division I head coach, but just his 12th technical.

- It remains just the fifth technical foul issued to a Creighton coach in the first 319 games at CHI Health Center Omaha. Besides four to McDermott, **Dana Altman** was also given one on Feb. 17, 2007.

- It was just the 35th technical foul Creighton has been called for in 12 seasons under **Greg McDermott**. Others with technical fouls include **Alex O'Connell** (4), **Gregory Echenique** (3), **Maurice Watson Jr.** (3), **Marcus Foster** (3), **Grant Gibbs** (2), **Justin Patton** (2), **Damien Jefferson** (2), **Will Artino** (1), **Steve Lutz** (1), **Avery Dingman** (1), **Isaiah Zierden** (1), **Khyri Thomas** (1), **Christian Bishop** (1), **Arthur Kaluma** (1), **Martin Krampelj** (1), **Denzel Mahoney** (1), **Davion Mintz** (1) and **Ryan Nembhard** (1). **KeyShawn Fezell** picked up a technical foul on Feb. 14 vs. Georgetown, as well. Since McDermott took over prior to 2010-11, the Bluejays own 36 technical fouls in 411 games (compared to 66 by its opponents).

- Since the start of the 1994-95 season, Creighton had played 915 games and been charged with 75 technical fouls.

Best In Class

Seniors **Ryan Hawkins** (458 points) and **Alex O'Connell** (381 points) are first and third on the Bluejay leaderboard when it comes to points scored this season.

No Bluejay senior has led the team in scoring since 2017-18 (**Marcus Foster**), and the last time CU's top two scorers were seniors was 2013-14 (**Doug McDermott & Ethan Wragge**).

On the other end of the spectrum, freshman **Ryan Nembhard** leads the Bluejays with 34 steals so far this season. CU hasn't had its steals leader be a freshman since **P'Allen Stinnett** in 2007-08.

They Are Called Free Throws, After All

Creighton has climbed to 72.9 percent shooting at the free throw line for the season (130th nationally). That's a significant improvement over last year's team that ranked 322nd nationally with 64.0 percent marksmanship at the stripe.

As a team, Creighton is shooting 75.5 percent (80-106) in the last two minutes of a game or overtime this season and 74.4 percent (122-164) in the last five minutes of a game or overtime.

All Ball

Ryan Kalkbrenner ranks second in the BIG EAST and 15th nationally with 2.70 blocked shots per game, a figure that ranks as the best by a Bluejay since **Benoit Benjamin** averaged 5.06 blocks per game in 1984-85.

Though he's got an uphill climb to catch Big Ben, Kalkbrenner will become the first Bluejay to average more than 2.00 blocks per game since **Chad Gallagher** (2.19) in 1990-91.

Kalkbrenner's 89 swats are the second-most in school history by a sophomore, but still far behind Benjamin's 157 in 1983-84. Benjamin, who had seasons of 162, 157 and 92 rejections, is the only player with more.

Of Kalkbrenner's 89 blocked shots this year, only 19 have gone out of bounds, whereas Creighton has rebounded 49 of the rejections.

Making the 7-foot-1 sophomore's accomplishments all the more impressive is that the big man owns 89 blocks but has been called for just 47 fouls. Through games of March 13, that made him the nation's only player with more than 52 blocked shots and 50 personal fouls or less.

Kalkbrenner owns 127 career blocked shots. He ranks seventh in Creighton history in that category and became the third-fastest Bluejay to reach 100 blocks when he did it in his 53rd career game.

Most Career Blocked Shots (Since 1979-80)

Blk.	Name	Years
411	Benoit Benjamin	1982-85
183	Chad Gallagher	1987-91
174	Gregory Echenique	2010-13
153	Kenny Lawson Jr.	2006-11
138	Brody Deren	2001-04
136	Anthony Tolliver	2003-07
127	Ryan Kalkbrenner	2020-Present
109	Doug Swenson	1997-99
104	Joe Dabbert	2000-04
82	Christian Bishop	2018-21

Most Blocked Shots, Season (Since 1979-80)

Blk.	Name	Years
162	Benoit Benjamin (Jr.)	1984-85
157	Benoit Benjamin (So.)	1983-84
92	Benoit Benjamin (Fr.)	1982-83
89	Ryan Kalkbrenner (So.)	2021-22
70	Chad Gallagher (Sr.)	1990-91
62	Chad Gallagher (Jr.)	1989-90
62	Gregory Echenique (Sr.)	2012-13
57	Doug Swenson (Jr.)	1997-98
57	Anthony Tolliver (Sr.)	2006-07
57	Gregory Echenique (Jr.)	2011-12
56	Brody Deren (Jr.)	2002-03
56	Kenny Lawson Jr. (So.)	2008-09

Fewest Games to 100 Career Blocks

Games	Name	Date, Opponent
31	Benoit Benjamin	12/6/83 vs. Rockhurst
47	Doug Swenson	1/30/99 at Northern Iowa
53	Ryan Kalkbrenner	2/8/22 vs. Butler
57	Gregory Echenique	2/14/12 at Southern Illinois
64	Brody Deren	3/9/03 vs. Wichita State
84	Kenny Lawson Jr.	1/3/10 at Evansville
91	Chad Gallagher	2/19/90 at Drake
105	Anthony Tolliver	1/6/07 at Evansville
121	Joe Dabbert	2/18/04 vs. Indiana State

SWAT Team

Ryan Kalkbrenner's streak of 26 straight games with a blocked shot was snapped when he was held without a swat on March 2 in a win vs. No. 18 UConn. During that streak, he owned multiple rejections in all but three of those contests.

Kalkbrenner was the first Bluejay with a swat in 20 straight games or longer since **Benoit Benjamin** began a streak of 28 consecutive contests with a swat on Dec. 14, 1984, a streak that only ended when he left early for the NBA Draft.

You've Been Blocked!

Ryan Kalkbrenner had five blocked shots on both Nov. 22 vs. Southern Illinois and Nov. 27 vs. SIUE. Just how rare is that? In **Greg McDermott's** 12 years on the Creighton sideline, the only Bluejay with multiple games of 5+ blocks in the same season had been **Gregory Echenique**, who did it in 2010-11 (2x) as well as 2012-13 (4x).

Kalkbrenner owns seven different games this season with five blocks or more, with three of those coming against top-25 foes (BYU, Villanova, Xavier).

Kalkbrenner became the first Bluejay with five swats in consecutive games since **Benoit Benjamin** did it in six straight games from Jan. 27-Feb. 14, 1985. Benjamin had a streak of 7, 12, 6, 5, 5 and 6 rejections during that stretch.

Benjamin set MVC records that still stand with 411 career blocks and 162 rejections in 1984-85.

Block Party

After owning seven or more blocked shots in a game just nine times in **Greg McDermott's** first 11 seasons on the Bluejay sideline, Creighton has nine contests this winter with at least seven swats.

Creighton is 11-7 all-time under McDermott when blocking seven or more shots, and the seven losses have come by a combined 40 points.

Creighton's 4.42 blocked shots per game as a

team this winter is the third-best figure since averaging 6.03 blocks per game in 1984-85.

Creighton is 8-3 this season when blocking six shots or more.

Frosh Watch

Creighton is winning at a regular rate despite playing three freshmen (**Trey Alexander, Arthur Kaluma, Ryan Nembhard**) more than 25 minutes per game.

On a national basis through March 13th, only 127 players classified as freshmen (true, redshirt or otherwise) were playing 25 minutes per game per Basketball-Reference.com.

Only seven of those freshmen are from the BIG EAST, and besides Alexander, Kaluma and Nembhard the only other true freshmen in the BIG EAST playing 25 minutes per game or more was Georgetown's **Aminu Mohammed**.

CU is the only team nationally to play three true freshmen more than 25 minutes per game.

And speaking of freshman minutes, Nembhard ranks third nationally among true freshmen with 34.8 minutes per game. The next-closest freshman from a Power 5 or BIG EAST program is Boston College's **Jaeden Zackery** (34.5 mpg.).

Youth Is Served

Creighton has just seven non-freshmen on this year's roster, and is playing multiple freshmen on a consistent basis this season. Creighton has had at least one freshman on the floor for every second of every game this season, and actually had a late stretch of 1:28 vs. Colorado State when all five of its players on the floor were freshmen.

Creighton has outscored teams by 121 when it has two freshmen or less on the court, but have been outscored by 19 points when it has three or more freshmen on the floor.

All told, 3015:33 of Creighton's 6,650 total minutes (45.35 percent) have been played by freshmen this season.

By comparison, last season Creighton had a freshman on the floor just 32.4 percent of the time and had multiple freshmen on the floor just 17 minutes (of 1,250) all season (1.4 percent). Only 7.5 percent (465:52 of 6250) of CU's overall minutes were played by freshmen in 2020-21.

Freshmen	Time	Score	Margin
0 freshmen:	Never	--	--
1 freshman:	33:48	56-49	+7
2 freshmen:	904:27	1,601-1,485	+116
3 freshmen:	320:37	561-552	+9
4 freshmen:	45:54	54-85	(-31)
5 freshmen:	1:28	5-2	+3

Kalkbrenner Doubles Up

Midway into his sophomore season, **Ryan Kalkbrenner** has surpassed all of his totals from all of last season already.

Last season Kalkbrenner had 182 points, 108 rebounds, 38 blocks and 29 dunks in 422 minutes. This year Kalkbrenner owns 428 points, 251 rebounds, 89 blocks and 69 dunks in 956 minutes.

A big part of that has been his increased stamina.

Even though his minutes per game have nearly doubled from 13.6 to 29.0 minutes per game, his per-minute stats have also risen.

Per 40 Minutes - Ryan Kalkbrenner				
Year	PTS/40	REB/40	BLOCKS/40	DUNKS/40
2020-21	17.3	10.2	3.6	2.7
2021-22	17.9	10.5	3.7	2.9

Arthur The Great?

Arthur Kaluma is just Creighton's fifth true freshman since 1983-84 to average 8.0 points and 4.0 rebounds per game.

The only others to do it are **Doug McDermott** (2010-11), **Rodney Buford** (1995-96), **Bob Harstad** (1987-88) and **Chad Gallagher** (1987-88).

What do McDermott, Buford, Harstad and Gallagher have in common? They rank as the top four career scorers in Creighton Basketball history.

8 PPG & 4 RPG as True Freshmen Since 1983-84			
Name, Fr. Year	Fr. PPG	Fr. RPG	Career Pts.
Doug McDermott, 2010-11	14.9	7.2	3,150
Rodney Buford, 1995-96	14.5	4.2	2,116
Bob Harstad, 1987-88	9.0	8.5	2,110
Chad Gallagher, 1987-88	11.4	5.3	1,983
Arthur Kaluma, 2021-22	9.9	5.1	286

Not Your Ordinary Freshman

Arthur Kaluma had a season-high 20 points on Jan. 19 vs. St. John's. Kaluma (9.9 ppg.) and classmate **Ryan Nembhard** (11.3 ppg.) are attempting

to become the seventh and eighth Creighton freshmen in the past 28 seasons to average at least 10 points per game.

In that span, all six Bluejay freshmen to average 10.5 points per game or more have been named league Freshman of the Year.

Before this season, Creighton hadn't had a freshman score 20 points in a game since **Marcus Zegarowski** vs. Coe on Dec. 20, 2018.

Nembhard, who had a career-high 23 points vs. Xavier on Jan. 29, is the first Bluejay with multiple games of 20 points or more as a true freshman since **Doug McDermott** in 2010-11.

CU Freshmen With 20+ Point Games, Since 1994-95		
20+ Point Games	Name	Season
6	Rodney Buford	1995-96
6	Doug McDermott	2010-11
5	Justin Patton	2016-17
4	P'Allen Stinnett	2007-08
3	Kyle Korver	1999-00
2	Terrell Taylor	1999-00
2	Ryan Nembhard	2021-22
1	Ryan Sears	1999-00
1	Ben Walker	1999-00
1	Ethan Wragge	2009-10
1	Toby Hegner	2014-15
1	Khyri Thomas	2015-16
1	Mitch Ballock	2017-18
1	Marcus Zegarowski	2018-19
1	Arthur Kaluma	2021-22

Most Points Per Game, CU Freshmen, Since 1994-95

PPG	Name	Season
14.9	*Doug McDermott	2010-11
14.5	*Rodney Buford	1995-96
12.9	*Justin Patton	2016-17
12.6	*P'Allen Stinnett	2007-08
11.3	*Ryan Nembhard	2021-22
10.5	*Ryan Sears	1997-98
10.4	Marcus Zegarowski	2018-19

*Went on to win league Freshman of the Year

Filling The Gym

Creighton ranks sixth nationally this season with 16,611 fans per home game.

2021-22 NCAA Home Attendance Per Game Leaders Through 3/13/22

Rank	School	Average
1.	Syracuse	20,017
2.	Kentucky	19,338
3.	Arkansas	19,022
4.	North Carolina	18,536
5.	Tennessee	18,202
6.	Creighton	16,611
7.	Wisconsin	16,505
8.	Kansas	16,253
9.	Indiana	15,845
10.	Nebraska	15,283

Kaluma In Elite Company

Arthur Kaluma is one of five true freshmen nationally from the BIG EAST or a Power Five Conference to be averaging at least 9.0 points, 5.0 rebounds

Game-by-Game Plus/Minus Chart

The plus/minus figure is a comparison of the Bluejays' points scored (plus) vs. their points allowed (minus) while a specific player is on the floor. For example, if KeyShawn Feazell enters the game in the first half with Creighton trailing by three and he departs two minutes later with the Jays ahead by four, he earns a +7 for that stint. These results are tabulated for every player at the conclusion of each game, and also expressed cumulatively. Underlined totals indicate that player led team that night.

Game	Final Score	Feazell	Nembhard	Mitchell	O'Connell	Kalkbrenner	Osmani	Christofilis	Andronikashvili	Davis	Alexander	Kaluma	Hawkins	Kanderis
ARKANSAS-PINE BLUFF	W 90-77	+17	+16	INJ	+20	+1	DNP	(-3)	(-13)	DNP	+3	+3	<u>+21</u>	DNP
KENNESAW STATE	W 51-44	(-2)	+9	INJ	+5	+7	DNP	+3	(-2)	INJ	+1	0	<u>+14</u>	DNP
Nebraska	W 77-69	(-3)	+6	+6	+8	<u>+12</u>	DNP	DNP	DNP	DNP	+2	+2	+7	DNP
Brown	W 78-57	+5	<u>+23</u>	+11	+11	+15	(-2)	0	0	(-2)	+6	+22	+16	0
Colorado State	L 81-95	(-7)	(-11)	(-12)	(-15)	(-3)	0	+3	+3	0	(-20)	(-7)	(-4)	+3
Southern Illinois	W 66-64	(-3)	+7	(-1)	<u>+9</u>	+5	DNP	(-3)	DNP	DNP	+3	(-11)	+4	DNP
SIU EDWARDSVILLE	W 70-65	(-11)	+3	INJ	<u>+19</u>	+18	DNP	(-9)	+6	DNP	(-3)	(-8)	+10	DNP
NORTH DAKOTA STATE	W 80-55	+6	<u>+26</u>	+12	+5	+21	(-2)	0	+4	(-2)	+22	+24	+12	(-3)
#19 IOWA STATE	L 58-64	(-2)	+5	(-10)	<u>+6</u>	(-4)	DNP	DNP	(-4)	(-3)	(-12)	(-6)	0	DNP
#24 BYU	W 83-71	(-1)	+13	INJ	+8	+9	INJ	(-2)	+8	(-2)	+2	+20	+7	(-2)
ARIZONA STATE	L 57-58	(-13)	+1	INJ	+4	<u>+12</u>	INJ	DNP	(-9)	0	(-7)	+7	0	DNP
#9 VILLANOVA	W 79-59	(-8)	+23	INJ	(-3)	+24	INJ	0	+20	0	+23	(-4)	<u>+25</u>	DNP
Marquette	W 75-69 (20T)	+1	+3	INJ	<u>+14</u>	+5	INJ	DNP	+7	DNP	(-8)	(-4)	+12	DNP
#19 Villanova	L 41-75	(-12)	(-24)	INJ	(-25)	(-20)	INJ	(-6)	(-13)	<u>+1</u>	(-25)	(-17)	(-22)	(-7)
#17 Xavier	L 73-80	(-2)	(-4)	INJ	(-10)	(-7)	DNP	DNP	(-4)	(-2)	(-2)	(-1)	(-3)	DNP
ST. JOHN'S	W 87-64	(-7)	+8	INJ	<u>+30</u>	+27	0	(-4)	(-2)	0	+13	+22	<u>+30</u>	(-2)
DEPAUL	W 60-47	+5	+8	INJ	+15	+8	DNP	DNP	(-3)	DNP	+14	+2	<u>+16</u>	DNP
Butler	L 55-72	(-8)	(-8)	INJ	(-8)	(-10)	0	(-2)	(-13)	0	(-23)	(-8)	(-3)	(-2)
#21 XAVIER	L 64-74	<u>+1</u>	(-9)	INJ	(-3)	(-11)	DNP	DNP	(-8)	DNP	(-7)	(-2)	(-11)	DNP
#17 Connecticut	W 59-55	(-1)	+2	INJ	+1	+3	DNP	DNP	+3	DNP	+10	(-1)	+3	DNP
Seton Hall	L 55-74	(-4)	(-15)	INJ	(-14)	(-14)	DNP	+1	(-4)	DNP	(-19)	(-15)	(-13)	<u>+2</u>
BUTLER	W 54-52	+2	+1	INJ	+1	(-2)	DNP	INJ	+1	DNP	(-13)	<u>+11</u>	+9	DNP
Georgetown	W 80-66	+1	+9	INJ	+8	+9	DNP	INJ	+9	INJ	<u>+20</u>	INJ	+15	(-1)
GEORGETOWN	W 88-77	+5	+12	INJ	+14	+8	DNP	INJ	<u>+16</u>	INJ	(-11)	INJ	+12	(-1)
DePaul	W 71-59	+1	+13	INJ	(-3)	+11	DNP	INJ	+10	INJ	+16	INJ	+12	DNP
MARQUETTE	W 83-82	(-6)	+4	INJ	(-5)	<u>+7</u>	DNP	INJ	+1	INJ	+3	INJ	+1	0
St. John's	W 81-78	+1	(-1)	INJ	(-5)	+4	DNP	INJ	(-5)	INJ	<u>+10</u>	+7	+4	DNP
#11 Providence	L 51-72	(-9)	INJ	INJ	(-32)	(-12)	(-2)	INJ	(-7)	INJ	(-4)	(-19)	(-16)	(-4)
#18 CONNECTICUT	W 64-62	+2	INJ	INJ	+5	0	DNP	INJ	(-5)	0	(-2)	<u>+9</u>	+1	DNP
SETON HALL	L 60-65	+3	INJ	INJ	(-9)	(-8)	DNP	INJ	(-5)	DNP	+8	(-9)	(-5)	DNP
Marquette	W 74-63	(-2)	INJ	INJ	+6	+13	DNP	INJ	0	0	<u>+16</u>	+11	+11	DNP
#11 Providence	W 85-58	+4	INJ	INJ	+29	+25	(-4)	INJ	+10	(-5)	+19	<u>+30</u>	<u>+30</u>	(-3)
#8 Villanova	L 48-54	(-2)	INJ	INJ	(-4)	(-4)	DNP	INJ	(-4)	DNP	(-6)	(-5)	(-5)	DNP
TOTAL		(-53)	+120	+6	+80	+149	(-10)	(-22)	(-3)	(-15)	+29	+53	+190	(-20)

and 0.5 blocked shots per game this season.

He's joined by a pair of projected top-3 NBA Draft picks, Duke's **Paolo Banchemo** and Auburn's **Jabari Smith**, as well as Michigan's **Moussa Diabate** and Georgetown's **Aminu Mohammed**.

Power 5/BIG EAST Frosh With 9 PPG/5 RPG/0.5 BPG

Name, School	PPG	RPG	BPG
Paolo Banchemo, Duke	17.0	7.8	0.9
Jabari Smith, Auburn	17.1	7.0	1.0
Aminu Mohammed, Georgetown	13.7	8.2	0.6
Arthur Kaluma, Creighton	9.9	5.1	0.6
Moussa Diabate, Michigan	9.0	5.9	0.8

Defense Steps Up

Creighton allowed just 15 points in the second half of its Jan. 22 victory vs. DePaul.

It was the fewest points allowed in the second half of a game against a Division I team since the Bluejays did it twice in a 10-day span in 2001 when **Alan Huss** was wrapping up his senior season.

DePaul's 47 points were the least allowed by Creighton in a conference game since joining the BIG EAST, and fewest since a 59-45 win vs. Southern Illinois on Feb. 19, 2013.

Iron Men

Creighton's **Ryan Nembhard** ranks second overall in the BIG EAST with 34.8 minutes per game as he attempts to become the first freshman to lead the BIG EAST in minutes per game (all games) in the last 15 seasons.

Nembhard's 34.8 minutes per game average will be the most by a BIG EAST freshman in 10 years, as Providence's **LaDontae Henton** (37.2) and St. John's **Maurice Harkless** (36.1) and St. John's **D'Angelo Harrison** (35.3) all did it in 2011-12. No BIG EAST freshman has averaged more than 34 minutes per game since.

Among The Best

Since the league's 2013 realignment, Villanova has 130 league wins to lead the BIG EAST by a wide margin, but Creighton's 95 league victories are second-most.

Men's MBB BIG EAST Wins, 2013-14 to End 2021-22

Team	W	L	Pct.
Villanova	130	31	.807
Creighton	95	70	.576
Providence	92	69	.571
Xavier	88	70	.557
Seton Hall	87	76	.534
Marquette	79	85	.482
Butler	78	88	.473
St. John's	62	101	.380
Georgetown	58	102	.370
DePaul	36	125	.224
Connecticut	24	12	.667

Up, Up And Away

Since Feb. 19, 2019, Creighton owns a 44-18 mark in regular-season BIG EAST games. That's two more wins than anyone else in the league in that time.

Not only that, but Creighton owned the most wins to close the 2018-19 season after Feb. 19th, tied for the most wins in 2019-20, and had the most wins in 2020-21 as well.

Conference Records Since Feb. 19, 2019

Team	After 2/19/19	'19-20	'20-21	'21-22	Total
Creighton	5-0	13-5	14-6	12-7	44-18
Villanova	2-3	13-5	11-4	16-4	42-16
Providence	3-2	12-6	9-10	14-3	38-21
UConn	2-4#	10-8#	11-6	13-6	36-24
Seton Hall	2-3	13-5	10-9	11-8	36-25
Marquette	2-4	8-10	8-11	11-8	29-33
Xavier	4-1	8-10	6-7	8-11	26-29
Butler	1-4	10-8	8-12	6-14	25-38
St. John's	1-4	5-13	10-9	8-11	24-37
Georgetown	4-2	5-13	7-9	0-19	16-43
DePaul	2-3	3-15	2-13	6-14	13-45

#includes 2018-19 and 2019-20 in the AAC

Big Deficits, No Big Deal

Creighton owns 26 victories since the start of the 2010-11 season after trailing by double-figures at some point, including three such rallies this season. In its Jan. 22 win vs. DePaul, CU trailed 34-23 a minute into the second half before beginning its push.

Twelve of those 26 comebacks have come away from home.

Creighton's comeback from 16 points down vs. SIUE on Nov. 27 was its biggest since rallying from 16 points down at Seton Hall on Jan. 27th.

If you're curious, CU's largest comeback win since 2000 came on Jan. 28, 2006, when the Jays trailed 25-6 early before rallying to beat Wichita State on a buzzer-beater by **Anthony Tolliver**.

CU's Double-Digit Comebacks Since 2010-11

Deficit	Opponent	Date
18	#18 Oklahoma	11/19/14
17	at San Diego State	11/30/11
16	at Evansville	02/16/13
16	at Seton Hall	01/27/21
16	SIU Edwardsville	11/27/21
15	Arkansas-Pine Bluff	11/09/21
15	Evansville	02/21/12
13	at Saint Joseph's	11/16/13
13	Xavier	01/12/14
13	#22 Xavier	12/23/20
12	Saint Joseph's	12/11/10
12	at DePaul	01/17/16
12	East Tennessee State	11/11/18
11	at Wichita State	12/31/11
11	Northern Iowa	01/10/12
11	vs. Alabama	03/16/12
11	vs. Ole Miss	11/21/16
11	vs. Connecticut	03/12/21
11	DePaul	01/22/22
10	UAB	11/14/12
10	vs. Drake	03/02/12
10	at Nebraska	12/07/14
10	South Dakota	12/09/14
10	St. John's	01/03/18
10	at DePaul	02/07/18
10	Bemidji State	02/13/18

O'Connell Can

After scoring in double-figures in 16 of 125 contests over his first four seasons at Duke and Creighton, senior **Alex O'Connell** has scored 10 or more points 21 times this season.

He scored a career-high 22 points at No. 17 Xavier on Jan. 15th, making 7-of-10 shots, 4-of-6 three-pointers and all four free throw tries, before upping that with a new high of 28 points vs. St. John's on Jan. 19, including a career-high six three-pointers. He also scored 27 points on Feb. 14 in a

win vs. Georgetown.

The Georgia native is averaging 11.3 points per game overall this season.

We're Jamming!

Ryan Kalkbrenner owns 68 dunks this season and 97 in his career. As a team, Creighton owns 128 dunks this season, including nine vs. Georgetown on Feb. 12th and eight vs. No. 18 UConn on March 2nd.

Here's a look at the Creighton student-athletes with 20 or more dunks in a season, and 25 or more dunks in a career, under **Greg McDermott**:

Most Creighton Dunks, Season, Since 2010-11

Dunks	Name	Year
74	Martin Krampelj	2018-19
72	Justin Patton	2016-17
68	Ryan Kalkbrenner	2021-22
50	Christian Bishop	2020-21
38	Christian Bishop	2019-20
36	Gregory Echenique	2012-13
33	Martin Krampelj	2017-18
30	Gregory Echenique	2011-12
29	Marcus Foster	2017-18
29	Ryan Kalkbrenner	2020-21
24	Gregory Echenique	2010-11
23	Marcus Foster	2016-17
22	Kenny Lawson Jr.	2010-11
20	Khyri Thomas	2017-18
20	Alex O'Connell	2021-22

Most Creighton Dunks, Career, Since 2010-11

Dunks	Name	Years
121	Martin Krampelj	2015-19
103	Christian Bishop	2018-21
97	Ryan Kalkbrenner	2020-Pres.
90	Gregory Echenique	2010-13
72	Justin Patton	2016-17
52	Marcus Foster	2016-18
51	Khyri Thomas	2015-18
38	Will Artino	2011-15
33	Zach Hanson	2013-17
25	Geoffrey Groselle	2012-16
25	Damien Jefferson	2018-21

Most Creighton Dunks, Team, Season, Since 2010-11

Dunks	Year	Team W-L
144	2016-17	25-10 (NCAA)
128	2021-22	22-11 so far
107	2017-18	21-12 (NCAA)
106	2018-19	20-15 (NIT)
90	2020-21	22-9 (NCAA)
60	2019-20	24-7 (Postseason Canceled)
58	2015-16	20-15 (NIT)
56	2010-11	23-16 (CBI)
54	2012-13	28-8 (NCAA)
42	2011-12	29-6 (NCAA)
35	2013-14	27-8 (NCAA)
29	2014-15	14-19

Our 2, D Too

Unlike past Creighton teams that thrived from three-point land, this year's Bluejay squad is dominating from two-point range.

Creighton ranks 39th nationally (per **BartTorvik.com**) with its shooting 53.9 percent from two-point range. That includes a 58.7 percent mark from inside the paint.

Defensively, Creighton is holding the opposition to 43.5 percent shooting from two-point range, the nation's eighth-best figure. That's CU's best mark

under McDermott, far surpassing the 45.5 percent mark allowed by the 2012-13 club. Bluejay foes are shooting just 47.6 percent in the paint this season.

#1 In The Record Book; #44 In Your Program

Ryan Hawkins leads every active player at the Division I level in career rebounds (1,206), and field goals made (918) and is second in points (2,556).

Hawkins also ranks in the top 13 among the nation's active Division I players in double-doubles (5th), games played (6th), three-pointers made (7th) and steals (13th).

And while it's not among the categories the NCAA tracks among active players, it's worth noting that Hawkins owns 114 career games of 10 or more points. The NCAA Division I record in that category is 135, done by former Creighton All-American **Doug McDermott**.

Conference Openers Have Gone Well

Creighton owns a 17-7 record in its last 24 conference openers after a 79-59 win vs. Villanova in its last outing.

Greg McDermott is 12-9 all-time in conference openers as a Division I head coach, including an 8-4 mark at Creighton (6-3 in the BIG EAST).

The last team to win a share of any BIG EAST regular-season title after losing the league opener was the 2012-13 Georgetown club. No squad has won an outright title after losing the league opener since Notre Dame won the West Division in 2000-01. And no team has won a league outright title in a one-division BIG EAST after losing the league lid-lifter since Georgetown in 1988-89.

Yearly League Openers Under Greg McDermott

Year	Won (Final W-L)	Lost (Final W-L)
2010-11	Illinois St. (10-8)	
2011-12		Missouri St. (14-4)
2012-13	Evansville (13-5)	
2013-14	Marquette (14-4)	
2014-15		Providence (4-14)
2015-16	St. John's (9-9)	
2016-17	Seton Hall (10-8)	
2017-18		Seton Hall (10-8)
2018-19	Providence (9-9)	
2019-20	Marquette (13-5)	
2020-21		Marquette (14-6)
2021-22	#9 Villanova (12-7)	

Hawkins Scores 25

Ryan Hawkins scored 25 points vs. No. 19 Iowa State. It was the 96th time in his career that the Atlantic, Iowa native scored in double-figures, and was the 46th time he's scored 20 points or more in a game.

At the time, Hawkins' 25 points were the most by a Bluejay in any game this season, and most by any CU player against a top-25 team since **Marcus Zegarowski** scored 25 points in an 86-70 win vs. No. 5 Villanova on Feb. 13, 2021.

Hawkins then scored 25 points against No. 24 BYU in his next outing, making him the first Bluejay with back-to-back games of 25 or more points since **Marcus Foster** had consecutive 29 point efforts on Feb. 7 & 10, 2018.

Hawkins is the first Bluejay with multiple games of 25+ points vs. top-25 teams in the same season since **Ty-Shon Alexander** in 2018-19. **Marcus Foster** in 2017-18 is the last person with three such games in a season.

At The Buzzer!

Ryan Nembhard drove the length of the court in the final 5.2 seconds to sink a floater as time expired to give Creighton a 66-64 win vs. Southern Illinois on Nov. 22 in the third-place game of the Paradise Jam.

Ironically enough, the game-ending play was installed several years ago by former Bluejay assistant **Paul Lusk**, himself a Southern Illinois grad.

The basket was Creighton's first go-ahead shot as time expired since **Booker Woodfox** beat Wichita State in the Missouri Valley Conference Tournament quarterfinals on March 6, 2009.

Prior to Woodfox, Creighton's last previous buzzer-beater had also come against Wichita State, as **Anthony Tolliver's** shot from the right baseline beat Wichita State on Jan. 28, 2006.

Nate Funk also hit a buzzer-beater to beat **Greg McDermott's** Northern Iowa team on Jan. 15, 2005 in Cedar Falls.

Shots by those four men remain the only game-winning buzzer-beaters by Creighton since the start of the 1999-2000 season.

Only In 2020-21 (Let's Hope)

Though Creighton's 14 BIG EAST wins last season were three more than any other team in the BIG EAST, the Bluejays were the second seed in the conference tournament since the league decided before the season to go by winning percentage to determine a league champion and seeds.

The BIG EAST wasn't alone in this. It was one of eight leagues that saw the top team in winning percentage not be the same team that had the most conference wins.

Wins Leader Not League Champ, Nationally, in 2020-21

League	Conf. Wins Leader	Conf. Champ
American	Houston, 14-3	Wichita St., 11-2
BIG EAST	Creighton, 14-6	Villanova, 11-4
Big 10	Illinois, 16-4	Michigan, 14-3
Conf-USA	UAB, 13-5	Louisiana Tech, 12-4
MEAC	Norfolk St., 8-4	North Carolina A&T, 7-1
	Coppin State, 8-4	
MWC	Utah State, 15-4	San Diego St., 14-3
Pac-12	USC, 15-5	Oregon, 14-4
Summit	South Dakota, 11-4	South Dakota St., 9-3
	N. Dakota St., 11-4	

Five Threats To Score

All five of Creighton's regular starters are averaging at least 9.9 points per game this season, a fact made all the more impressive when you consider that these men owned a total of ZERO career starts as a Bluejay entering this winter.

Creighton has won 24 straight games when five or more players have 10 points or more.

Nembhard's Big Day

Playing his first collegiate road game, freshman point guard **Ryan Nembhard** thrived in a hostile environment in Lincoln. The Canadian native had 22 points, five rebounds and five assists.

Since **Greg McDermott** was hired in 2010, the only other Bluejays with a 20/5/5 game were **Mitch Ballock** (1), **Marcus Foster** (3), **Grant Gibbs** (1), **Doug McDermott** (2), **Khyri Thomas** (2), **Maurice Watson Jr.** (2) and **Marcus Zegarowski** (3).

Nembhard is CU's first freshman with a 20/5/5

line since at least 1981-82.

Nembhard's 22 points were the most by a Bluejay of any year in their first game vs. Nebraska since at least 1980.

Nembhard Earns All-Tourney Honors

Ryan Nembhard earned All-Tournament Team honors at the Paradise Jam after averaging 12.3 points, 4.7 assists, 3.0 rebounds and 2.3 steals in three games.

Nembhard shot 55.6 percent from the field, 50 percent from three-point range and 60 percent from the line and made a shot at the buzzer vs. Southern Illinois in the third-place game.

He is CU's first true freshman to pick up All-Tournament Team honors at any event since **Doug McDermott** was named to the Global Sports Hy-Vee Challenge All-Tournament Team in 2010.

Like A Hawk

Ryan Hawkins had 10 or more rebounds in each of CU's first three games. He's the first Bluejay to do that to start a season since **Benoit Benjamin's** streak of 27 consecutive double-figure rebounding games to open his junior campaign in 1984-85.

Hawkins owns 49 games with 10 or more rebounds in his college career.

Winning With Defense

Creighton's made its reputation on the offensive side with its "Let It Fly" philosophy, but the Bluejays have won thanks in large part to their defense so far this season.

Creighton held each of its first four opponents under 40 percent from the field for the first time since at least 1980-81.

Creighton is holding teams to 39.5 percent shooting this season, which would also be the program's best mark in more than 40 years.

Release, Rotation, Splash, Repeat

Creighton has made at least one three-pointer in 946 straight games. The streak is the nation's 13th-longest active streak.

Creighton's last game without a three-pointer came at Illinois State on Feb. 20, 1993, when the Jays were 0-for-5. Creighton's last win without making a three-point basket came on March 3, 1991 when the Jays went 0-for-2 from three-point range in a 71-66 win over Southern Illinois in the championship game of the MVC Tournament.

Below is a list of the nation's longest active three-point streaks.

Longest Active 3-Point Streaks (3/14)

Rk.	Streak	School	Next
1.	1,161	UNLV	Next Year
2.	1,146	Duke	3/18
3.	1,094	Western Kentucky	Next Year
4.	1,083	East Tennessee State	Next Year
5.	1,062	Oakland	Next Year
6.	1,060	Pacific	Next Year
7.	1,055	Texas	3/18
8.	1,003	Marshall	Next Year
9.	994	Baylor	3/17
10.	986	Princeton	3/15
11.	979	Gonzaga	3/17
12.	956	Long Island	Next Year
13.	946	Creighton	3/17
14.	941	Mount St. Mary's	Next Year
15.	930	Tennessee State	Next Year

Triple Trouble

During Creighton's current streak of 946 straight games with a three-pointer, the Jays have drained 7,441 trifectas, an average of 7.87 treys per game.

That's not surprising since during the streak, Creighton has made exactly 7 three-pointers 142 times, more than any figure.

Only five times in the streak has Creighton made just one three-pointer, but on 265 occasions the Bluejays have made 10 or more trifectas, including three games of 20 or more.

Since the start of the 2019-20 season, the Bluejays are 45-8 when making eight or more three-pointers, compared to a 21-18 mark when making seven treys or fewer.

Team 3FG Made During Creighton's 3-Point Streak

1: 5 times	2: 16 times	3: 34 times
4: 73 times	5: 101 times	6: 101 times
7: 142 times	8: 118 times	9: 91 times
10: 77 times	11: 53 times	12: 51 times
13: 44 times	14: 19 times	15: 7 times
16: 7 times	17: 3 times	19: 1 time
20: 1 time	21: 1 time	22: 1 time

Assists 'R' Us

Ryan Nembhard's 10 assists in CU's season-opener were the most by a Bluejay freshman in any game since **Marcus Zegarowski** had 10 on March 9, 2018 vs. DePaul. He was the nation's ONLY freshman with 10+ assists on the opening night of the college basketball season.

Prior to Nembhard, no Bluejay (of any year) had dished 10 or more assists in a season-opener since **Edward St. Fleur** on Nov. 22, 1996 at Wyoming.

Making An Entrance

Arthur Kaluma (15) and **Ryan Nembhard** (15) became CU's first true freshmen to debut with 10 points or more since **Khyri Thomas** had 18 points vs. Texas Southern in 2015.

Nembhard (15 pts., 10 ast.) and **Ryan Hawkins** (16 pts., 11 reb.) were the first Bluejays since at least 1980 with double-doubles in the season-opener of their debut campaign. No CU player (of any year) had started the season with a double-double since **Will Artino** (14 pts., 10 reb.) in 2014-15 vs. Central Arkansas.

Kaluma's eight rebounds were the most by a true freshman in the regular-season opener since **Martin Krampelj** in 2015 and the most by any Bluejay freshman since redshirt freshman **Justin Patton** snared eight rebounds in his 2016 debut.

Kaluma had four blocked shots on Nov. 9 vs. UAPB. The last previous Bluejay newcomer with multiple blocked shots in a season-opener? That'd be Artino on Nov. 11, 2011 vs. North Carolina A&T. Kaluma's four swats were the most by any Bluejay (of any year) on Opening Day since **Jeffrey Day** had five swats vs. Alcorn State to open the 2004-05 campaign.

Kaluma (15 & 8) became Creighton's second freshman since at least 1973 to debut with 15+ points and 5+ rebounds, joining **Doug McDermott** (16 & 7) in 2010.

Ryan Hawkins grabbed 11 rebounds vs. Arkansas-Pine Bluff, the most by a Bluejay since **Damien Jefferson** had 12 in 2018. Other than Jefferson, no one's had more than 11 rebounds in their CU debut since **Cyril Baptiste** snared 17 caroms in 1969. When Hawkins followed with 10 rebounds vs. Kennesaw State, he became CU's first player (of any year) with 10+ rebounds in CU's first two games since **Doug Swenson** in 1998-99.

Freshman Starts Almost Unheard Of

Between 1992-93 and 2020-21, only four true freshmen started Creighton's regular-season opener. Then on Nov. 9 vs. Arkansas-Pine Bluff, both **Ryan Nembhard** and **Arthur Kaluma** got the nod on opening night. Nembhard had 15 points and 10 assists while Kaluma owned 15 points, eight rebounds and four blocks.

This season marked the first time Creighton started two true freshmen in a regular-season opener since 1991-92 (**Eric Dantzler** and **Mike Amos**).

About the other true freshmen to start...

Ryan Sears did so in 1997-98. The point guard would go on to start all 124 games of his CU career and remains the program's all-time career assist (570) and steals (283) leader.

Doug McDermott did so in 2010-11, and he went on to start all 145 games of his career. He would graduate as the fifth-leading scorer in NCAA history with 3,150 career points and is the only three-time First Team All-American since 1986. He now plays for the San Antonio Spurs.

Khyri Thomas got a start in 2015-16 and remained in CU's starting five each of his first 24 games, and 96-of-102 career contests with the Jays. He has spent parts of the past three seasons in the NBA.

Shereef Mitchell joined this elite group in 2019-20 when he got the starting nod against Kennesaw State. Mitchell finished with eight points, six rebounds, three assists and three steals in 28 minutes of work.

My Name Is...

Only five men who played for Creighton last season are back this winter, and none of them averaged more than 15 minutes per game.

Per research by TCU, Creighton's 18.0 percent of minutes returning ranks third-lowest among all teams nationally, and is the least among all teams from the BIG EAST or a Power 5 Conference.

Lowest Percentage of Minutes Returning

School	Pct. of Minutes Returning
Tennessee-Martin	0.0
Portland	8.5
Creighton	18.0
Missouri	19.7
Duquesne	23.2
Iowa State	25.1
Robert Morris	26.3
Boston College	27.6
South Alabama	28.6
TCU	29.2

Who's Back?

With Creighton returning only five of the 15 men who appeared in a game last season, it's no surprise that much of the production from 2020-21 is also gone. Below is a breakdown of what is back:

Stat	Returners	Departures
Starts	2 (1.3%)	153 (98.7%)
3FG Made	25 (8.5%)	268 (91.5%)
Assists	68 (14.0%)	417 (86.0%)
Points	371 (15.8%)	1,984 (84.2%)
Minutes	1,124 (18.0%)	5,126 (82.0%)
Steals	39 (18.1%)	177 (81.9%)
Rebounds	207 (20.7%)	794 (79.3%)
Charges Taken	5 (29.4%)	12 (70.6%)
Blocks	39 (37.9%)	64 (62.1%)

#ProJays

Former Creighton All-American **Doug McDermott** is a starter for the San Antonio Spurs, giving Creighton at least one NBA player in 38 of the last 39 seasons.

Last year five Bluejays appeared in an NBA game, as McDermott was joined by **Ty-Shon Alexander**, **Justin Patton**, **Khyri Thomas** and **Anthony Tolliver**.

McDermott is in his eighth season in the NBA. Last year he with Indiana he averaged a career-high 13.6 points per game.

Other famous Bluejays to play in the NBA in the past include **Paul Silas**, **Kyle Korver**, **Benoit Benjamin** and **Anthony Tolliver**.

Among The Nation's Best

Below is where Creighton ranks nationally since the start of the 2010-11 season, per [Basketball-Reference.com](#).

2010-11 through March 13, 2022

Category	CU Stat	CU Rank
3FG Made	3,610	3rd
3FG Percentage	.377	5th
FG Percentage	.477	4th
Assists	6,548	5th
FG Made	11,194	8th
Points	31,308	10th
Wins	275	30th
Winning Percentage	.669	32nd

Top-10 Class

Creighton signed four top-100 players en route to inking the No. 7 recruiting class in the country, per *247Sports*. That also ranks as the best class in the BIG EAST Conference.

Here's how the nation's top-10 classes shake out:

1.	Memphis
2.	Michigan
3.	Gonzaga
4.	Tennessee
5.	Duke
6.	LSU
7.	Creighton
8.	Florida State
9.	Connecticut
10.	Kentucky

McDermott Ranks Second On CU Wins List

Greg McDermott has 275 victories at Creighton, good for second place on CU's all-time wins list.

McDermott's .669 winning percentage is

Creighton's best since **Arthur A. Schabinger's** .714 win rate more than 85 years ago.

Below is a list of the most victorious Creighton coaches in program history.

Most Coaching Wins, Creighton History

Rk.	W-L	Name	Years
1.	327-176	Dana Altman	1994-2010
2.	275-136	Greg McDermott	2010-Pres.
3.	165-66	Arthur A. Schabinger	1922-1935
4.	138-118	John J. "Red" McManus	1959-1969
5.	130-64	Tom Apke	1974-1981

Who Are These Guys?

For the first time since at least 1980-81, Creighton will not return any of its five starters as **Mitch Ballock, Christian Bishop, Damien Jefferson, Denzel Mahoney** and **Marcus Zegarowski** are all gone after combining to make 152-of-155 possible starts last season.

In fact, there's only been four previous times in the last 40 years that just one starter has returned. Those four occurrences came in 1985-86 (went 12-16), 2007-08 (22-11), 2014-15 (14-19) and 2015-16 (20-15).

Shereef Mitchell started two games last season when Zegarowski was injured, and no other active Bluejay had ever started a game for CU prior to CU's Nov. 9 season-opener. In the previous 40 seasons, Creighton's always returned players who combined for at least 40 starts in the previous season.

Year	Returning Starters	Returning Starts From Previous Year	Final W-L
2021-22	0	2	???
2020-21	5	124	22-9
2019-20	4	136	24-7
2018-19	2	57	20-15
2017-18	2	72	21-12
2016-17	4	130	25-10
2015-16	1	64	20-15
2014-15	1	49	14-19
2013-14	4	144	27-8
2012-13	4	140	28-8
2011-12	3	101	29-6
2010-11	4	123	23-16
2009-10	3	106	18-16
2008-09	3	83	27-8
2007-08	1	44	22-11
2006-07	4	120	22-11
2005-06	4	134	20-10
2004-05	2	58	23-11
2003-04	3	101	20-9
2002-03	5	159	29-5
2001-02	2	65	23-9
2000-01	3	90	24-8
1999-00	3	84	23-10
1998-99	3	84	22-9
1997-98	4	72	18-10
1996-97	4	126	15-15
1995-96	4	100	14-15
1994-95	2	52	7-19
1993-94	3	73	7-22
1992-93	2	64	8-18
1991-92	2	51	9-19
1990-91	4	132	24-8
1989-90	4	127	21-12
1988-89	4	123	20-11
1987-88	3	83	16-16
1986-87	2	65	9-19
1985-86	1	48	12-16
1984-85	4	124	20-12
1983-84	3	72	17-14
1982-83	3	77	8-19
1981-82	2	78	7-20
1980-81	4	112	21-9

Firing On All Cylinders

Creighton continued to be highly regarded by **KenPom.com**, and finished last season ranked 22nd overall. That included the nation's No. 25 offense, and No. 32 defense.

Creighton had not finished with a top-35 defense since 2006-07, and has not finished better than 30th since 2001-02.

Last season was the sixth different time in the last 10 seasons that Creighton has had a top-25 offense per KenPom.

Creighton has finished with an offensive and defensive rating in the top-83 nationally every season since 2015-16. Nationally, the only nine other schools that can claim that (entering 2021-22) are Baylor, Florida, Florida State, Gonzaga, Kansas, Maryland, Purdue, Texas Tech and Villanova.

Year	Off. Rating	Def. Rating	Team W-L
2010-11	66	174	23-16
2011-12	5	166	29-6
2012-13	5	66	28-8
2013-14	2	124	27-8
2014-15	59	138	14-19
2015-16	43	76	20-15
2016-17	32	46	25-10
2017-18	25	58	21-12
2018-19	47	83	20-15
2019-20	3	78	24-7
2020-21	25	32	22-9
2021-22	124	18	22-11 so far

Playing With The Lead

In 323 games at CHI Health Center Omaha all-time, Creighton has not trailed in 86 of those contests, a staggering 26.6 percent of the time.

Under **Greg McDermott** at home, Creighton is 168-40 and hasn't trailed in 61 of those games. He owns an 91-8 record vs. non-conference teams at CHI Health Center Omaha.

CHI Health Center Omaha Success

Creighton has played 323 regular and postseason contests at CHI Health Center Omaha all-time in the 19-year-old facility.

The Bluejays own a 265-58 (.820) record all-time at the facility, and have never lost there on a Friday (22-0).

Creighton's Nov. 25, 2017 win over SIU Edwardsville was the program's 200th at the facility, coming in its 242nd home game. CU's 100th win came on Nov. 17, 2010, a 63-58 win over Louisiana.

Creighton has outscored its opponents 25,229-21,189 in games at CHI Health Center Omaha, an average margin of 12.51 points per game. Creighton has not trailed 86 different times.

Creighton is also 32-34 all-time in the 66 games at the arena in which it's fallen behind by double-figures at any point, 8-11 when down by 10+ points at halftime in the facility, and 40-28 when trailing at halftime at CHI Health Center Omaha.

Creighton is 168-40 (.808) at CHI Health Center Omaha under **Greg McDermott** and hasn't trailed in 61 of those games. In that same span, CU owns an 91-8 home record vs. non-conference teams.

Factor in a 17-0 home mark at the Omaha Civic Auditorium in 2002-03 and two wins at the Civic in the 2010 CIT, and the Bluejays are 284-58 (.830) at home since the start of the 2002-03 campaign.

Home Run

Under **Greg McDermott** Creighton is averaging 80.56 points per home game (16,735 points in 208 home games), a figure that climbs to 80.07 points in non-conference home games (8,324 points in 99 home games). Creighton is 127-6 all-time at CHI Health Center Omaha when scoring 80 or points.

CHI Health Center Omaha Dramatics

Creighton is 8-8 in games with a game-winning go-ahead score in the final 10 seconds at CHI Health Center Omaha, which opened in the fall of 2003.

Creighton's Go-Ahead Scores in Wins at CHI Health Center Omaha, Last 10 Seconds

Date	Opponent	Score	Player/Score	Time
11/26/05	Dayton	W 91-90*	Funk FG	:5.7
01/28/06	Wichita St.	W 57-55	Tolliver FG	:0.0
11/25/06	George Mason	W 58-56	Watts FT	:7.5
03/18/08	Rhode Island	W 74-73	Witter 3FG	:3.2
01/13/10	Southern Illinois	W 71-69	Young FG	:1.3
02/18/12	Long Beach St.	W 81-79	Young FG	:0.3
01/28/14	St. John's	W 63-60	McDermott 3FG	:2.8
01/18/20	Providence	W 78-74	Zegarowski 3FG	:3.2

**double-overtime*

Opponent Go-Ahead Scores in CU Losses at CHI Health Center Omaha, Last 10 Seconds

Date	Opponent	Score	Player/Score	Time
03/20/06	Miami (Fla.)	L 53-52	G. Diaz FT	:2.6
01/20/07	Southern Illinois	L 58-57	B. Mullins FG	:4.1
01/10/15	#19 Seton Hall	L 68-67	S. Gibbs 3FG	:2.2
02/16/15	#19 Butler	L 58-56	R. Jones FG	:1.9
03/07/15	Xavier	L 74-73	D. Davis FT's	:6.3
01/12/16	#12 Providence	L 50-48	K. Dunn FG	:0.0
02/22/17	Providence	L 68-66	K. Cartwright 3FG	:2.4
02/10/18	#5 Xavier	L 71-72	Q. Goodin FT's	:0.3

Top-20 Crowds

Here's a look at Creighton's top-20 home crowds all-time.

Rank	Att.	Opponent	Date
1.	18,868	Providence	03/08/14
2.	18,859	Georgetown	01/25/14
3.	18,831	#1 Villanova	12/31/16
4.	18,797	#6 Villanova	02/16/14
5.	18,759	#1 Gonzaga	12/01/18
6.	18,742	Seton Hall	02/23/14
7.	18,735	Wichita State	02/11/12
8.	18,613	Wichita State	03/02/13
9.	18,525	Marquette	12/31/13
10.	18,519	#8 Seton Hall	03/07/20
11.	18,518	Georgetown	01/27/18
12.	18,495	Marquette	02/17/18
13.	18,494	Illinois State	02/09/13
14.	18,458	Evansville	12/29/12
15.	18,436	Bradley	01/28/12
16.	18,323	DePaul	02/07/14
17.	18,321	#3 Villanova	02/24/18
18.	18,294	#19 Iowa State	12/04/21
19.	18,257	#5 Xavier	02/10/18
20.	18,192	Marquette	02/20/22

Ticket Information

Single-game tickets for the 2021-22 season went on sale on October 18th. Fans can purchase single-game tickets at CHI Health Center Omaha Box Office, Ryan Athletic Center, by calling Ticketmaster or visiting **Ticketmaster.com**, and charging by phone at (800) 745-3000.

For more information, call the Creighton Ticket Office at (402) 280-JAYS.

The Last Time It Happened...

CREIGHTON INDIVIDUALS

SCORING

Scored 25+ points - Ryan Hawkins (25) at St. John's, 2/23/22
Scored 30+ points - Ryan Hawkins (30) at Georgetown, 2/12/22
Scored 35+ points - Mitch Ballock (39) vs. DePaul, 3/9/19
Scored 40+ points - Doug McDermott (45) vs. Providence, 3/8/14
Scored 45+ points - Doug McDermott (45) vs. Providence, 3/8/14
Scored 50+ points - Bob Portman (51) vs. Wisconsin-Milwaukee, 12/16/67
Two players had 20+ points - Ryan Hawkins (30) & Ryan Kalkbrenner (22) at Georgetown, 2/12/22
Three players had 20+ points - Doug McDermott (31), Antoine Young (22) & Josh Jones (21) vs. Davidson, 3/21/11
Two players had 25+ points - P'Allen Stinnett (30) & Booker Woodfox (29) vs. New Mexico, 11/16/08
Two players had 30+ points - Benoit Benjamin (45) & Vernon Moore (30), Indiana State, 1/19/85
Scored 20+ points in three straight games - Marcus Zegarowski (3), Dec. 7-17, 2019
Scored 20+ points in four straight games - Marcus Foster (7), Jan. 16 - Feb. 10, 2018
Scored 20+ points in five straight games - Marcus Foster (7), Jan. 16 - Feb. 10, 2018
Scored 20+ points in six straight games - Marcus Foster (7), Jan. 16 - Feb. 10, 2018
Scored 20+ points in seven straight games - Marcus Foster (7), Jan. 16 - Feb. 10, 2018
Scored 20+ points in eight straight games - Doug McDermott (14), Jan. 25 - March 21, 2014
Scored 20+ points in 10 straight games - Doug McDermott (14), Jan. 25 - March 21, 2014
Scored 25+ points in five straight games - Doug McDermott (5), March 8 - 21, 2014
Scored 30+ points in two straight games - Doug McDermott (3), March 8 - 14, 2014
Scored 30+ points in three straight games - Doug McDermott (3), March 8 - 14, 2014
Scored 40+ points in two straight games - Benoit Benjamin (2), Jan. 17-19, 1985
20+ points, half - Ryan Kalkbrenner (20) vs. #18 UConn, 3/2/22 (2nd half)
30+ points, half - Doug McDermott (31) at Bradley, 1/7/12 (2nd half)
Two players had 20+ points, same half - P'Allen Stinnett (21) & Booker Woodfox (23) vs. New Mexico, 11/16/08 (2nd half)
Scored in double figures in 15+ straight games - Ty-Shon Alexander (15), Jan. 11-March 7, 2020
Scored in double figures in 20+ straight games - Marcus Foster (33), Jan. 14, 2017 - Jan. 3, 2018
Scored in double figures in 25+ straight games - Marcus Foster (33), Jan. 14, 2017 - Jan. 3, 2018
Scored in double figures in 30+ straight games - Marcus Foster (33), Jan. 14, 2017 - Jan. 3, 2018
Scored in double figures in 35+ straight games - Doug McDermott (37), April 1, 2011 - Nov. 9, 2012
All five starters scored in double figures - Ryan Kalkbrenner (21), Ryan Nembhard (18), Ryan Hawkins (17), Alex O'Connell (13), Trey Alexander (13) vs. Marquette, 2/20/22
5+ players scored in double figures - Ryan Kalkbrenner (21), Ryan Nembhard (18), Ryan Hawkins (17), Alex O'Connell (13), Trey Alexander (13) vs. Marquette, 2/20/22
6+ players scored in double figures - Denzel Mahoney (24), Alex O'Connell (16), Mitch Ballock (14), Damien Jefferson (11), Shereef Mitchell (10), Christian Bishop (10) vs. St. John's, 1/9/21
7+ players scored in double figures - Cole Huff (20), Khyri Thomas (16), Marcus Foster (15), Maurice Watson Jr. (13), Isaiah Zierden (12), Zach Hanson (11), Justin Patton (10) vs. North Carolina State, 11/20/16
Five players with 15+ or more points - Doug McDermott (18), Jahenns Manigat (17), Gregory Echenique (15), Antoine Young (15), Ethan Wragge (15) at Southern Illinois, 2/14/12

DOUBLE-DOUBLES

Double-double - Ryan Kalkbrenner (22 pts., 10 reb.) vs. #18 UConn, 3/2/22
Triple-double - Benoit Benjamin (29 pts., 12 reb., 12 blk.) at Bradley, 2/2/85
Double-double by a freshman - Justin Patton (11 pts., 11 reb.) at DePaul, 2/11/17
20-point, 10-assist game - Maurice Watson Jr. (21 pts., 10 ast.) vs. Seton Hall, 12/28/16
20-point, 10-rebound game - Ryan Kalkbrenner (22 pts., 10 reb.) vs. #18 UConn, 3/2/22
30-point, 10-rebound game - Ryan Hawkins (30 pts., 12 reb.) at Georgetown, 2/12/22
20+ points, 20+ rebound game - Bob Harstad (24 pts., 20 reb.) at Southern Illinois, 1/23/89
Back-to-back 20-point, 10-rebound games - Doug McDermott, March 1 - 4, 2014
Double-double in points and assists - Ryan Nembhard (15 pts., 10 ast) vs. Arkansas-Pine Bluff, 11/9/21
Double-double in points and blocks - Benoit Benjamin (29 pts., 12 blk.) at Bradley, 2/2/85
Double-double in points and steals - Never
Double-double in 2+ consecutive games - Ryan Hawkins (2) Feb. 23-26, 2022
Double-double in 3+ consecutive games - Ryan Hawkins (3), Feb. 12-17, 2022
Double-double in 5+ consecutive games - Benoit Benjamin (28), March 15, 1984 - Feb. 16, 1985
Two players record double-doubles - Ryan Hawkins (25 pts., 11 reb.) & Ryan Kalkbrenner (12 pts., 13 reb.) at DePaul, 2/17/22

FIELD GOALS

Made 15+ FG in a game - Doug McDermott (17) vs. Providence, 3/8/14
Made 18+ FG in a game - Doug McDermott (18) at Bradley, 1/7/12
Attempted 20+ FG in a game - Ryan Hawkins (21) at Georgetown, 2/12/22
Attempted 25+ FG in a game - Marcus Foster (25) vs. #5 Xavier, 2/10/18

THREE-POINTERS

Made 6+ 3-pointers in a game - Ryan Hawkins (8) at Georgetown, 2/12/22
Made 7+ 3-pointers in a game - Ryan Hawkins (8) at Georgetown, 2/12/22
Made 8+ 3-pointers in a game - Ryan Hawkins (8) at Georgetown, 2/12/22
Made 9+ 3-pointers in a game - Mitch Ballock (11) vs. DePaul, 3/9/19
Made 10+ 3-pointers in a game - Mitch Ballock (11) vs. DePaul, 3/9/19
Attempted 10+ 3-pointers in a game - Alex O'Connell (11) vs. #8 Villanova, 3/12/22
Attempted 15+ 3-pointers in a game - Ryan Hawkins (18) at Georgetown, 2/12/22
Made a 3-pointer in 15+ straight games - Marcus Zegarowski (22), Dec. 17, 2020 - March 28, 2021; Denzel Mahoney (16), Jan. 23 - March 28, 2021; Mitch Ballock (16), Jan. 23 - March 28, 2021
Made a 3-pointer in 20+ straight games - Marcus Zegarowski (22), Dec. 17, 2020 - March 28, 2021
Made a 3-pointer in 25+ straight games - Ty-Shon Alexander (33), Feb. 27, 2018 - March 6, 2019
Made a 3-pointer in 30+ straight games - Ty-Shon Alexander (33), Feb. 27, 2018 - March 6, 2019
Made two 3-pointers in 10+ straight games - Ty-Shon Alexander (11), Jan. 26 - March 7, 2020
Made 5+ 3-pointers in 3+ straight games - Kyle Korver (4), Nov. 17-26, 2002
Made 5+ 3-pointers in 4+ straight games - Kyle Korver (4), Nov. 17-26, 2002

FREE THROWS

Made 10+ FT in a game - Ty-Shon Alexander (10) vs. Xavier, 1/26/20
Made 15+ FT in a game - Nate Funk (15) vs. Dayton, 11/26/05
Attempted 15+ FT in a game - Austin Chatman (16) vs. South Dakota, 12/9/14
Attempted 20+ FT in a game - Bob Harstad (20) vs. Morgan State, 11/22/89

REBOUNDS

10+ rebounds - Arthur Kaluma (12) vs. #8 Villanova, 3/12/22
15+ rebounds - Ryan Kalkbrenner (15) at Georgetown, 2/12/22
20+ rebounds - Bob Harstad (20) at Southern Illinois, 1/23/89
25+ rebounds - Paul Silas (27) vs. Oklahoma City, 3/9/64
30+ rebounds - Paul Silas (36) vs. Marquette, 1/23/64
35+ rebounds - Paul Silas (36) vs. Marquette, 1/23/64
10+ rebounds in three consecutive games - Ryan Hawkins Feb. 12-17, 2022
10+ rebounds in four consecutive games - Gregory Echenique (4), Jan. 7-15, 2012
Two players had 10+ rebounds - Ryan Kalkbrenner (13) & Ryan Hawkins (11) at DePaul, 2/17/22

ASSISTS

10+ assists - Ryan Nembhard (10) vs. Arkansas-Pine Bluff, 11/9/21
12+ assists - Maurice Watson Jr. (14) at Providence, 1/7/17
15+ assists - Ralph Bobik (17) vs. Bradley, 1/22/74
8+ assists in three consecutive games - Maurice Watson Jr. (5), Nov. 29 - Dec. 17, 2016
10+ assists in two consecutive games - Maurice Watson Jr. (2), Dec. 9-17, 2016

BLOCKS

5+ blocks - Ryan Kalkbrenner (5) at Butler, 1/26/22
6+ blocks - Ryan Kalkbrenner (6) vs. DePaul, 1/22/22
7+ blocks - Gregory Echenique (7) at Missouri State, 1/22/11
8+ blocks - Doug Swenson (8) at UMKC, 11/18/98
9+ blocks - Benoit Benjamin (12) at Bradley, 2/2/85
10+ blocks - Benoit Benjamin (12) at Bradley, 2/2/85

STEALS

6+ steals - Damien Jefferson (6) at Providence, 1/2/21
7+ steals - P'Allen Stinnett (7) vs. Southern, 12/15/08
8+ steals - Latrell Wrightsell (8) vs. Drake, 3/2/91

MINUTES

Played the entire game - Trey Alexander (40) vs. #8 Villanova, 3/12/22
Played over 40 minutes - Ryan Hawkins (47), Ryan Nembhard (46) & Ryan Kalkbrenner (44) at Marquette (20T), 1/1/22

FOULS

Coach/Bench technical foul - Bench (Greg McDermott) vs. Butler, 2/8/22
Player technical foul - KeyShawn Fezell vs. Georgetown, 2/14/22
Player ejection - Alex O'Connell vs. Butler, 3/6/21
Two players fouled out - Damien Jefferson & Marcus Zegarowski vs. Georgetown, 2/3/21
Three players fouled out - Tyler McKinney, Dane Watts & Anthony Tolliver at Indiana State, 1/12/05

CREIGHTON TEAM

Scored 15 or less points in a half - at #4 Villanova (14), 1/25/15 (1st)
Scored 50+ points in a half - vs. Arkansas-Pine Bluff (52), 11/9/21 (2nd)
Scored 55+ points in a half - vs. St. John's (56), 1/9/21 (1st)
Scored 60+ points in a half - vs. Coe (60), 12/20/18 (1st)
Scored 100+ points - vs. #21 Marquette (104), 1/9/19 (OT)
Scored 100+ points (League) - vs. #21 Marquette (104), 1/9/19 (OT)
Scored 110+ points - vs. Coe (110), 12/20/18
Scored 110+ points (League) - vs. Bradley (111), 3/1/08
Scored 120+ points - at Miami (Fla.) (124), 2/10/64
Scored less than 50 points - vs. #8 Villanova (48), 3/12/22
Scored 100 points in two consecutive games - 103 vs. Washington State on 11/18/16 and 112 vs. North Carolina State on 11/20/16
Scored 100 points in consecutive league games - Never
Scored 100 points in 3+ consecutive games - Never
Won game by 50 points or more - vs. Coe (110-60), 12/20/18
Made 40 FG - vs Coe (42), 12/20/18
Attempted 75 FGA's - vs. Truman State (79), 1/14/17
Shot 65%+ from the field - .702 vs. Wichita State (33-47), 3/2/13
Game decided by one point - vs. Marquette (W 83-82), 2/20/22
Two consecutive games decided by one point - at DePaul (W 76-75) on 2/7/18 and vs. #5 Xavier (L 72-71) on 2/10/18
Three consecutive games decided by one point - vs. Boston College (W, 62-61) on 12/28/74, vs. Wake Forest (L, 70-69) on 12/30/74 and at Drake (W, 71-70) on 1/2/75
Shot 90% or better from FT line - .909 vs. Southern Illinois (10-11), 11/22/21
Shot 100% from FT line - 1.000 vs. Xavier (13-13), 2/3/19
Shot 50% or less from FT line - .500 vs. #1 Gonzaga, 3/28/21 (4-8)
Made 0 FT - at Michigan (0), 11/12/19
Attempted 5 or less FT - at Providence (5), 2/5/20
Made 30 FT - vs. Davidson (36), 3/21/11
Attempted 40 FT - vs. North Texas (40), 12/21/15
Won an overtime game - at Marquette (W 75-69, 2OT), 1/1/22
Lost an overtime game - at Butler (70-66, OT), 1/16/21
Played two overtimes - at Marquette (W 75-69, 2OT), 1/1/22
Played three overtimes - vs. #13 DePaul (L, 85-82), 2/1/78
Played consecutive games that went to OT - vs. South Dakota (W 91-88, 2 OT), 12/9/14 & vs. Saint Mary's (L 67-71, OT), 12/13/14
Scored 75+ bench points - vs. Bradley (77), 3/1/08
Made GW shot with no time left - Ryan Nembhard vs. Southern Illinois, 11/22/21
Won rebounds by 20+ - vs. UMKC (39-16), 12/27/18
Lost rebounds by 20+ - vs. Seton Hall (45-25), 3/10/16
Did not make a three-pointer - at Illinois State (0-for-5), 2/20/93
Team made 15+ three-pointers - at Seton Hall (17), 1/27/21
Team made 20+ three-pointers - vs. Coe (22), 12/20/18
Blocked 10+ shots - vs. Wichita State (10), 2/17/02
10+ blocks and 10+ three-pointers in same game - vs. Wichita State (10 blocks, 10 3FG's), 2/17/02
Shot 75%+ in a half - vs. Arkansas-Pine Bluff (.759; 22-29), 11/9/21 (2nd)
25+ assists - at Georgetown (26 on 30 FG), 2/12/22
15+ steals - at Georgetown (19), 2/9/21
Overcame 10 point halftime deficit to win - Triled 42-30 at half, won 70-65 vs. SIU Edwardsville, 11/27/21
Overcame 15 point deficit to win - Triled 56-40, won 70-65 vs. SIU Edwardsville, 11/27/21
Wasted 15 point lead in loss - Led 36-19 vs. #21 Xavier and lost 74-64, 1/29/22
Beat a top-5 team - vs. #5 Villanova (W 86-70), 2/13/21
Beat a top-10 team - vs. #9 Villanova (W 79-59), 12/17/21
Beat a top-25 team - vs. #11 Providence (W 85-58), 3/11/22
Beat a top-25 team on road - at #17 Connecticut (59-55), 2/1/22
Won the Conference Tournament - 2012-13 (MVC)
Was led by an interim head coach - Alan Huss vs. DePaul, 1/22/22
Won an in-season tournament - Cayman Islands Classic, 2018

OPPONENT INDIVIDUAL

Scored 50+ points - Markus Howard (53), #21 Marquette, 1/9/19 (OT)
Scored 40+ points - James Bouknight (40), Connecticut, 12/20/20 (OT)
Scored 35+ points - David Roddy (36), Colorado State, 11/21/21
Scored 30+ points - David Roddy (36), Colorado State, 11/21/21
Had 20+ points in a half - David Roddy (21), Colorado State, 11/21/21 (1st)
Three players had 20+ points - Zach Norvell Jr. (28), Brandon Clarke (27), Rui Hachimura (22), #1 Gonzaga, 12/1/18
Grabbed 20+ rebounds - Mac Koshwal (22), DePaul, 12/23/08
Grabbed 15+ rebounds - Adama Sanogo (16), #18 UConn, 3/2/22
Had a triple-double - Troy Taylor (10 pts., 10 reb., 10 ast.), Evansville, 12/29/12
Had 20+ points and 10+ rebounds - Aminu Mohammed (27 pts., 10 reb.), Georgetown, 2/14/22
Had 30+ points and 10+ rebounds - Julian Champagnie (33 pts., 10 reb.), St. John's, 1/9/21
Had 20+ points and 20+ rebounds - Not since at least 1980-81
Made 6+ 3-pointers - A.J. Reeves (7), #11 Providence, 2/26/22
Made 7+ 3-pointers - A.J. Reeves (7), #11 Providence, 2/26/22
Made 8+ 3-pointers - Markus Howard (10), #21 Marquette, 1/9/19 (OT)
Made 9+ 3-pointers - Markus Howard (10), #21 Marquette, 1/9/19 (OT)
Made 10+ 3-pointers - Markus Howard (10), #21 Marquette, 1/9/19 (OT)
Attempted 10+ three-point field goals - A.J. Reeves (10), #11 Providence, 2/26/22
Attempted 15+ three-point field goals - Zach Norvell Jr. (17), #1 Gonzaga, 12/1/18
Made 12+ free throws - Markus Howard (13), #21 Marquette, 1/9/19 (OT)
Made 15+ free throws - Khadeen Carrington (18), Seton Hall, 2/15/17
Had 15+ free throw attempts - Markus Howard (15), #21 Marquette, 1/9/19 (OT)
Had 20+ free throw attempts - Khadeen Carrington (22), Seton Hall, 2/15/17
Had 20+ points and 10+ assists - Manny Harris (20 pts., 11 ast.), #15 Michigan, 11/26/09
Had 10+ assists - Rasheem Dunn (10), St. John's, 3/1/20
Had 15+ assists - Anthony Manuel (15), Bradley, 3/9/88
Had 6+ steals - Quincy McKnight (6), Seton Hall, 2/17/19
Had 7+ steals - Bryan Mullins (8), Southern Illinois, 2/11/06
Had 8+ steals - Bryan Mullins (8), Southern Illinois, 2/11/06
Had 5+ blocks - Adama Sanogo (6), #18 UConn, 3/2/22
Had 6+ blocks - Adama Sanogo (6), #18 UConn, 3/2/22
Had 7+ blocks - Brandon Gilbeck (7), Western Illinois, 11/6/18
Played an entire game - Myles Cale (40), Seton Hall, 3/5/22
Had 9+ turnovers - Jeremy Robinson (9), Chicago State, 11/13/11
Had 10+ turnovers - Marque Carrington (10), North Carolina A&T, 11/18/01
Made 12+ field goals - David Roddy (13), Colorado State, 11/21/21
Made 15+ field goals - Markus Howard (15), #21 Marquette, 1/9/19 (OT)
Attempted 20+ field goals - RJ Cole (20), #18 UConn, 3/2/22
Attempted 25+ field goals - Markus Howard (26), #21 Marquette, 1/9/19 (OT)
Coach/Bench technical foul - #11 Providence (admin), 2/26/22
Coach/Bench multiple technical fouls - Coach (Ewing), Georgetown, 2/14/22
Coach ejection - Chris Mullin, St. John's, 2/28/16
Player technical foul - Javon Freeman-Liberty, DePaul, 2/17/22
Player ejection - Nick Billingsley (Flagrant 2 foul), UTSA, 11/17/15

OPPONENT TEAM

Scored 10 or less points in a half - Bradley (10), 3/6/84 (2nd half)
Scored 50+ points in a half - DePaul (15), 1/22/22 (2nd)
Scored 55+ points in a half - #21 Xavier (55), 1/29/22 (2nd)
Scored 55+ points in a half - #21 Xavier (55), 1/29/22 (2nd)
Scored 60+ points in a half - #1 Gonzaga (62), 12/1/18 (2nd)
Scored less than 40 points - Maryland Eastern Shore (36), 12/15/17
Scored less than 50 points - DePaul (47), 1/22/22
Scored less than 50 points (League) - DePaul (47), 1/22/22
Scored 100+ points - #21 Marquette (106), 1/9/19 (OT)
Scored 100+ points (League) - #21 Marquette (106), 1/9/19 (OT)
Won game by 50 points or more - Illinois (66, 96-30), 1/15/49
Won game by 40 points or more - Iowa State (44, 107-63), 12/1/93
Won by 30+ points - #19 Villanova (75-41), 1/5/22
Shot 75%+ in a half - at #25 Georgetown (.750, 15-20), 1/3/15 (2nd)
Shot 65%+ from the field - #16 Villanova (.680, 34-50), 1/2/16
Shot 25% or less from the field - Maryland Eastern Shore (.233, 13-55), 12/15/17
Made 35 FG - Marquette (35), 2/20/22
Attempted 75 FGA's - St. John's (80), 2/23/22
Made 30 FT - at George Mason (31), 12/12/09
Attempted 40 FT - vs. Massachusetts (40), 11/25/15
Attempted five or less FT - DePaul (2-3), 2/24/21
Shot 95%+ from FT line - St. John's (4-4), 1/30/19
Shot 100% from FT line - St. John's (4-4), 1/30/19
Did not make a free-throw - North Carolina Central (0-for-3) on 11/23/14
Did not make a three-pointer - Illinois State (0-for-8) on 12/12/99
Team made 15+ three-pointers - 20, Colorado State (20-for-34), 11/21/21
Team made 20+ three-pointers - 20, Colorado State (20-for-34), 11/21/21
Had 0 Offensive Rebounds: Coe, 12/20/18
30+ turnovers - Arkansas-Pine Bluff (30), 11/20/08
Blocked 10+ shots - #3 Oklahoma (11), 12/19/15
10+ blocks and 10+ three-pointers in same game - Fresno State (10 blocks, 13 3FG's), 12/16/06
25+ assists - Wichita State (25), 2/6/99
15+ steals - Baylor (18), 12/4/99
Made GW shot with no time left - Kris Dunn, #12 Providence, 1/12/16 (PC wins 50-48)
Had 3 or more players foul out - Memphis, 3/22/19

Miscellaneous Statistics

Opponent	Bench Points			Paint Points			Points Off Turnovers			Second Chance Points			Biggest CU Lead	Biggest CU Deficit	Lead Changes	Times Tied	Time CU Led	Time CU Trailed
	W-L	CU	Opp. Diff.	CU	Opp. Diff.	CU	Opp. Diff.	CU	Opp. Diff.	CU	Opp. Diff.	CU						
Arkansas-Pine Bluff	W	18	8 +10	58	28 +30	19	26 (-7)	16	10	+6	17	15	2	3	17:42	20:35		
Kennesaw State	W	8	12 (-4)	34	20 +14	8	14 (-6)	5	8 (-3)	10	4	4	4	3	30:48	4:24		
at Nebraska	W	11	42 (-31)	34	30 +4	7	24 (-17)	12	9	+3	19	4	1	1	37:09	1:27		
vs. Brown	W	8	25 (-17)	46	26 +20	21	12	+9	14	12	+2	24	--	--	39:40	--		
vs. Colorado State	L	15	13 +2	46	28 +18	8	14 (-6)	7	6	+1	3	18	3	3	2:18	36:12		
vs. Southern Illinois	W	16	17 (-1)	34	38 (-4)	13	20 (-7)	14	2	+12	9	8	5	7	18:47	17:16		
SIU Edwardsville	W	11	17 (-6)	40	44 (-4)	12	15 (-3)	11	12	(-1)	6	16	4	3	8:54	29:05		
North Dakota State	W	29	25 +4	44	16 +28	26	2	+24	4	6	(-2)	30	3	1	37:36	1:30		
#19 Iowa State	L	8	30 (-22)	22	24 (-2)	12	15 (-3)	9	8	+1	9	9	8	2	15:46	19:43		
#24 BYU	W	8	14 (-6)	36	28 +8	17	8	+9	13	16	(-3)	21	2	1	39:27	0:15		
Arizona State	L	8	22 (-14)	28	36 (-8)	8	14 (-6)	4	0	+4	8	4	3	6	24:00	9:19		
#9 Villanova	W	22	6 +16	42	24 +18	6	13 (-7)	10	4	+6	20	4	10	2	32:25	6:23		
Marquette	W	4	31 (-27)	26	44 (-18)	8	12 (-4)	16	12	+4	17	5	3	6	36:59	7:41		
#19 Villanova	L	11	5 +6	20	28 (-8)	4	15 (-11)	6	13 (-7)	2	35	4	1	1	0:47	37:17		
#17 Xavier	L	5	25 (-20)	30	38 (-8)	11	19 (-8)	6	8 (-2)	8	10	2	3	26:01	12:24			
St. John's	W	13	24 (-11)	24	34 (-10)	12	17 (-5)	11	9	+2	30	2	1	--	39:10	0:09		
DePaul	W	12	15 (-3)	34	26 +8	17	20 (-3)	4	6	(-2)	14	11	3	5	15:11	17:38		
Butler	L	7	19 (-12)	34	24 +10	12	18 (-6)	5	9	(-4)	4	20	3	3	6:44	31:40		
#21 Xavier	L	3	7 (-4)	32	32	--	10	15 (-5)	8	18	(-10)	17	12	2	5	23:25	13:06	
#17 Connecticut	W	13	2 +11	26	28 (-2)	9	9	--	16	13	+3	12	2	3	6	31:29	1:21	
Seton Hall	L	15	30 (-15)	28	32 (-4)	8	17 (-9)	6	5	+1	--	24	--	--	--	39:40	--	
Butler	W	10	17 (-7)	24	22 +2	10	13 (-3)	8	14	(-6)	8	9	14	5	17:49	19:24		
Georgetown	W	11	23 (-12)	34	22 +12	16	14	+2	7	2	+5	16	3	6	3	34:38	1:19	
Georgetown	W	16	11 +5	32	36 (-4)	8	28 (-20)	7	17	(-10)	23	4	7	4	34:41	3:04		
DePaul	W	7	16 (-9)	32	18 +14	11	7	+4	11	5	+6	13	8	8	1	24:19	14:39	
Marquette	W	1	28 (-27)	40	44 (-4)	24	18	+6	12	12	--	5	7	17	16	13:51	17:57	
St. John's	W	14	32 (-18)	48	40 +8	7	26 (-19)	7	15	(-8)	10	9	7	2	17:14	19:15		
#11 Providence	L	0	16 (-16)	20	30 (-10)	4	12 (-8)	11	8	+3	2	21	1	1	1:18	37:08		
#18 Connecticut	W	4	10 (-6)	40	32 +8	5	10 (-5)	8	11	(-3)	16	--	--	2	37:29	--		
Seton Hall	L	2	38 (-36)	20	30 (-10)	5	12 (-7)	9	4	+5	11	6	10	4	23:41	13:47		
Marquette	W	8	11 (-3)	32	22 +10	17	22 (-5)	13	2	+11	13	2	2	4	35:56	0:50		
#11 Providence	W	12	19 (-7)	32	26 +6	9	7	+2	11	10	+1	32	4	5	7	31:22	5:17	
#8 Villanova	L	0	7 (-7)	30	16 +14	6	12 (-6)	12	5	+7	4	8	6	2	3:38	33:14		
2021-22 TOTAL	22-11	335	617 (-287)	1,102	966 +136	370	500 (-130)	313	291	+22	32	35	146	112	760:14	471:59		
2020-21 TOTAL	22-9	476	466 +10	1,012	876 +136	432	360 +72	296	301	(-5)	42	31	127	98	758:40	421:55		
2019-20 TOTAL	24-7	465	496 (-31)	956	894 +82	443	336 +107	268	382	(-14)								
2018-19 TOTAL	20-15	661	565 +96	1,092	1,108 (-16)	493	500 (-7)	297	329	(-32)								
2017-18 TOTAL	21-12	806	577 +229	1,162	1,022 +140	490	421 +69	283	333	(-50)								
2016-17 TOTAL	25-10	706	620 +86	1,292	1,046 +246	585	446 +139	342	362	(-20)								
2015-16 TOTAL	20-15	925	682 +243	1,182	1,014 +168	486	411 +75	351	343	+8								
2014-15 TOTAL	14-19	898	563 +335	828	746 +82	373	435 (-62)	333	342	(-9)								
2013-14 TOTAL	27-8	744	506 +238	1,066	940 +126	421	371 +50	365	334	+61								
2012-13 TOTAL	28-8	712	578 +134	1,102	928 +174	460	434 +26	325	329	(-4)								
2011-12 TOTAL	29-6	730	635 +95	1,190	984 +206	452	457 (-5)	396	304	+92								
2010-11 TOTAL	23-16	726	680 +46	1,070	1,064 +6	415	509 (-94)	378	369	+9								
2009-10 TOTAL	18-16	871	694 +177	880	898 (-18)	432	455 (-23)	354	316	+38								
2008-09 TOTAL	27-8	923	559 +364	836	902 (-66)	653	410 +243	340	377	(-37)								
2007-08 TOTAL	22-11	1,218	651 +567	854	824 +30	585	429 +156	349	361	(-12)								
2006-07 TOTAL	22-11	356	473 (-117)	808	724 +84	502	385 +117	304	305	(-1)								
2005-06 TOTAL	20-10	445	423 +22	750	680 +70	446	398 +48	307	294	+13								
2004-05 TOTAL	23-11	800	595 +205	792	968 (-176)	542	440 +102	340	374	(-34)								
2003-04 TOTAL	20-9	725	597 +128	766	802 (-36)	448	379 +69	285	265	+20								

By Starting Line-up

Guard	Guard	Guard/Forward	Forward	Center	W-L
Nembhard	O'Connell	Kaluma	Hawkins	Kalkbrenner	14-8
Nembhard	O'Connell	Alexander	Hawkins	Kalkbrenner	5-0
Alexander	O'Connell	Kaluma	Hawkins	Kalkbrenner	3-3

Charges Taken

Name	Charges Taken
KeyShawn Feazell	2
Alex O'Connell	2
Trey Alexander	2
Ryan Kalkbrenner	2
Shereef Mitchell	1
Arthur Kaluma	1
Rati Andronikashvili	1
Ryan Nembhard	1
Ryan Hawkins	1

Four-Point Plays

Name	4-pt. Plays
Alex O'Connell	2
Ryan Hawkins	1

Technical Fouls

Name	Technical Fouls
Arthur Kaluma	1
Alex O'Connell	1
Ryan Nembhard	1
Greg McDermott	1
KeyShawn Feazell	1

Games Missed - Injury (61)

Name	W-L Without
Shereef Mitchell	18-9
John Christofilis	9-3
Devin Davis	5-1
Arthur Kaluma	4-0
Sami Osmani	3-2
Ryan Nembhard	3-3

Creighton's First Points

Name	Creighton's First Points
Ryan Kalkbrenner	11 (9-2)
Arthur Kaluma	7 (3-4)
Ryan Nembhard	6 (5-1)
Ryan Hawkins	5 (3-2)
Alex O'Connell	4 (3-1)

First Substitutions

Name	First Sub
KeyShawn Feazell	19 (12-7)
Trey Alexander	15 (8-7))
Rati Andronikashvili	9 (6-3)
Shereef Mitchell	4 (2-2)
Arthur Kaluma	1 (1-0)

Opening Tip Jump Ball Summary

Name	Jumps Won	Jumps Lost
Ryan Kalkbrenner	17 (11-6)	16 (11-5)

Greg McDermott's Situational Records As A Division I Head Coach

Category	Overall	2021-22 Only	Creighton	Iowa State	Northern Iowa
Record	424-267	22-11	275-136	59-68	90-63
Home	271-80	11-4	168-40	48-24	55-16
Away	101-149	6-5	68-74	9-36	24-39
Neutral	52-38	5-2	39-22	2-8	11-8
vs. BIG EAST Teams (at time of game)	105-79	14-8	105-78	0-0	0-1
Home	55-27	7-2	55-27	0-0	0-0
Away	40-43	5-5	40-43	0-0	0-0
Neutral	10-9	2-1	10-8	0-0	0-1
BIG EAST Tournament	9-8	2-1	9-8	0-0	0-0
Non-Conference games	225-93	10-4	143-49	41-22	41-22
Home	148-17	4-2	91-8	34-6	23-3
Away	25-38	1-0	13-19	5-8	7-11
Neutral	52-38	5-2	39-22	2-8	11-8
Versus AP ranked opponents	36-63	5-6	29-41	1-19	6-3
Home	21-23	2-2	15-14	0-9	6-0
Away	10-29	1-3	9-19	1-9	0-1
Neutral	5-11	2-1	5-8	0-1	0-2
Single-Overtime games	17-12	0-0	8-6	3-3	6-3
Double-Overtime games	4-2	1-0	2-0	1-1	1-1
Leading at halftime	344-70	15-3	228-40	43-18	73-12
Tied at halftime	10-14	1-1	6-4	2-5	2-5
Trailing at halftime	70-182	6-7	41-92	14-45	15-46
Final margin 3 points or less	50-51	4-1	28-28	10-8	12-15
Final margin 10 points or less	174-155	9-6	98-81	30-33	46-41
Games in November	93-23	7-1	63-10	19-6	11-6
Games in December	100-44	2-2	60-22	16-11	24-11
Games in January	101-77	3-4	62-38	14-18	25-21
Games in February	83-75	7-2	52-35	8-23	23-17
Games in March	47-47	3-2	38-29	2-10	7-8
Games in April	0-1	0-0	0-1	0-0	0-0
CBI Games	4-2	0-0	4-2	0-0	0-0
NIT Games	4-2	0-0	4-2	0-0	0-0
NCAA Games	5-9	0-0	5-6	0-0	0-3
Team scores 49 points or less	1-18	0-2	0-5	0-8	1-5
Team scores 50-59 points	20-76	3-5	8-36	8-21	5-19
Team scores 60-69 points	83-107	3-2	38-50	17-31	28-26
Team scores 70-79 points	130-47	7-1	82-29	20-6	28-12
Team scores 80-89 points	116-15	8-1	80-12	10-2	26-1
Team scores 90-99 points	52-3	1-0	46-3	4-0	2-0
Team scores 100+ points	21-1	0-0	21-1	0-0	0-0
Team allows 49 points or less	34-1	2-0	14-0	8-0	12-1
Team allows 50-59 points	101-15	7-2	57-6	24-2	20-7
Team allows 60-69 points	162-79	7-3	110-37	18-23	34-19
Team allows 70-79 points	97-93	4-5	69-46	7-25	21-22
Team allows 80-89 points	26-62	1-1	21-32	2-17	3-13
Team allows 90-99 points	3-15	0-1	3-13	0-1	0-1
Team allows 100+ points	0-3	0-0	0-3	0-0	0-0
Team outrebounds opponent	256-70	15-5	181-36	37-17	48-17
Team shoots 50% or better	214-18	9-2	160-12	15-1	39-6
Team shoots less than 50%	210-248	13-9	115-124	44-67	51-57
Team holds opponent to less than 50%	397-178	21-10	255-87	57-52	85-39
Team holds opponent to less than 40%	203-38	17-1	125-20	40-10	37-8
Team holds opponent to less than 30%	16-2	2-0	8-1	5-0	3-1

Game-by-Game Comparisons

Date	Opponent	1st	2nd	Score	Mar	Tot FG	FG Pct	FG (1st)	FG (2nd)	3-Pointers	3FG Pct
11/09	ARKANSAS-PINE BLUFF	38/47	52/30	90/77	+13	38-65/27-72	.585/.375	16-36/18-35	22-29/9-37	7-25/10-35	.280/.286
11/11	KENNESAW STATE	22/24	29/20	51/44	+7	20-52/17-65	.385/.262	9-31/8-29	11-21/9-36	1-19/3-19	.053/.158
11/16	Nebraska	40/36	37/33	77/69	+8	28-60/26-70	.467/.371	15-29/12-36	13-31/14-34	10-23/10-26	.435/.385
11/19	Brown	46/29	32/28	78/57	+21	33-59/22-60	.559/.367	19-34/12-28	14-25/10-32	5-14/4-22	.357/.182
11/21	Colorado State	36/42	45/53	81/95	(-14)	33-60/35-66	.550/.530	15-33/15-34	18-27/20-32	7-22/20-34	.318/.588
11/22	Southern Illinois	32/28	34/36	66/64	+2	25-51/25-51	.490/.490	14-29/11-26	11-22/14-25	6-14/5-14	.429/.357
11/27	SIU EDWARDSVILLE	30/42	40/23	70/65	+5	26-59/28-65	.441/.431	11-31/19-38	15-28/9-27	6-21/1-15	.286/.067
11/30	NORTH DAKOTA STATE	40/32	40/23	80/55	+25	32-61/18-53	.525/.340	16-31/11-22	16-30/7-31	6-15/9-26	.400/.346
12/04	#19 IOWA STATE	23/23	35/41	58/64	(-6)	19-45/21-51	.422/.412	9-17/9-27	10-28/12-24	6-19/7-14	.316/.500
12/11	#24 BYU	48/30	35/41	83/71	+12	27-60/27-69	.450/.391	20-35/12-35	7-25/15-34	8-24/12-23	.333/.522
12/14	ARIZONA STATE	32/26	25/32	57/58	(-1)	21-54/25-60	.389/.417	12-31/11-31	9-23/14-29	5-25/4-15	.200/.267
12/17	#9 VILLANOVA	39/30	40/29	79/59	+20	31-57/21-63	.544/.333	17-30/10-27	14-27/11-36	9-23/4-23	.391/.174
01/01	Marquette	30/24	28/34	75/69 (2OT)	+6	26-72/29-76	.361/.382	12-31/11-29	9-26/15-34	11-31/5-19	.355/.263
01/05	#19 Villanova	22/36	19/39	41/75	(-34)	16-45/26-57	.356/.456	9-20/12-28	7-25/14-29	3-24/8-23	.125/.348
01/15	#17 Xavier	34/29	39/51	73/80	(-9)	28-56/28-65	.500/.431	15-25/11-30	13-31/17-35	9-21/5-16	.429/.313
01/19	ST. JOHN'S	49/34	38/30	87/64	+23	31-62/27/70	.500/.386	18-32/15-35	13-30/12-35	14-27/5-20	.519/.250
01/22	DEPAUL	33/32	37/15	60/47	+13	21-55/19-54	.382/.352	9-32/14-30	12-23/5-24	3-17/3-13	.176/.231
01/26	Butler	24/27	31/45	55/72	(-17)	21-59/25-61	.356/.410	10-27/10-30	11-32/15-31	2-22/10-27	.091/.370
01/29	#21 XAVIER	36/19	28/55	64/74	(-10)	23-56/27-64	.411/.422	15-29/8-35	8-27/19-29	6-21/10-19	.286/.526
02/01	#17 Connecticut	32/22	27/33	59/55	+4	22-56/20-67	.393/.299	12-30/10-35	10-26/10-32	7-17/5-21	.412/.238
02/04	Seton Hall	16/37	39/37	55/74	(-19)	21-58/28-57	.362/.491	7-28/14-34	14-30/14-23	5-22/10-21	.227/.476
02/08	BUTLER	26/30	28/22	54/52	+2	19-49/19-55	.388/.345	9-26/13-31	10-23/6-24	4-17/4-17	.235/.235
02/12	Georgetown	42/37	38/29	80/66	+14	30-63/26-71	.476/.366	17-32/14-32	13-31/12-39	12-31/6-24	.387/.250
02/14	GEORGETOWN	48/31	40/46	88/77	+11	28-52/26-69	.538/.377	17-31/11-35	11-21/15-34	12-29/3-19	.414/.158
02/17	DePaul	33/31	38/28	71/59	+12	25-61/20-59	.410/.339	12-35/12-30	13-26/8-29	6-22/5-17	.273/.294
02/20	MARQUETTE	46/46	37/36	83/82	+1	30-56/35-64	.536/.547	16-28/20-38	14-28/15-26	8-21/6-16	.381/.375
02/23	St. John's	39/46	42/32	81/78	+3	33-64/33-80	.516/.413	16-34/20-41	17-30/13-39	7-24/7-19	.292/.368
02/26	#11 Providence	26/35	25/37	51/72	(-21)	18-59/28-59	.305/.475	11-28/13-29	7-31/15-30	5-26/8-21	.192/.381
03/02	#18 CONNECTICUT	34/24	30/38	64/62	+2	27-55/27-66	.491/.409	15-29/11-33	12-26/16-33	4-12/6-22	.333/.273
03/05	SETON HALL	30/31	30/34	60/65	(-4)	21-54/27-65	.389/.415	12-29/13-35	9-25/14-30	8-24/7-17	.333/.412
03/10	Marquette	29/26	45/37	74/63	+11	28-57/23-58	.491/.397	10-30/10-27	18-27/13-31	7-17/9-28	.412/.321
03/11	#11 Providence	42/27	43/31	85/58	+27	30-57/20-65	.526/.308	15-29/10-36	15-28/10-29	9-23/3-24	.391/.125
03/12	#8 Villanova	18/19	30/35	48/54	(-6)	19-58/19-57	.328/.333	8-25/8-27	11-33/11-30	3-29/8-32	.103/.250

Statistics listed as Creighton/Opponent; Home games in **BOLD CAPS**

Date	Opponent	Free Throws	FT %	Off Reb	Def Reb	Reb	Mar	Assists	TOvers	Blocks	Steals	Fouls
11/09	ARKANSAS-PINE BLUFF	7-12/13-15	.583/.867	12/13	34/20	46/33	+13	22/9	19/10	7/3	8/9	17/12
11/11	KENNESAW STATE	10-18/7-10	.556/.700	9/13	37/27	46/40	+6	8/7	14/10	6/4	2/1	11/19
11/16	Nebraska	11-20/7-9	.550/.778	13/9	37/27	50/36	+14	16/15	16/7	7/5	5/9	14/18
11/19	Brown	7-11/9-14	.636/.643	8/11	31/22	39/33	+6	13/5	17/17	5/6	8/6	15/17
11/21	Colorado State	8-12/5-8	.667/.625	9/6	28/20	37/26	+11	18/23	13/9	2/0	5/6	12/15
11/22	Southern Illinois	10-11/9-10	.909/.900	7/8	19/18	26/26	-	14/10	12/12	5/2	8/6	12/13
11/27	SIU EDWARDSVILLE	12-19/8-12	.632/.667	12/14	23/25	35/39	(-4)	16/17	13/12	9/1	10/5	10/15
11/30	NORTH DAKOTA STATE	10-12/10-14	.833/.714	12/16	21/19	33/35	(-2)	16/9	6/17	7/2	8/3	14/10
12/04	#19 IOWA STATE	14-18/15-20	.778/.750	9/8	25/20	34/28	+6	5/11	21/14	3/2	8/11	15/19
12/11	#24 BYU	21-25/5-8	.840/.625	11/17	25/25	36/42	(-6)	13/13	9/15	7/5	3/3	14/19
12/14	ARIZONA STATE	10-16/4-5	.625/.800	6/4	31/29	39/33	+6	15/11	14/9	5/1	4/5	13/19
12/17	#9 VILLANOVA	8-10/13-16	.800/.813	11/13	30/16	41/29	+12	14/4	14/6	5/4	3/6	13/14
01/01	Marquette	12-19/6-7	.632/.857	17/10	37/34	54/44	+10	17/15	16/11	4/7	7/9	13/19
01/05	#19 Villanova	6-8/15-16	.750/.938	6/11	20/24	26/35	(-9)	8/16	16/6	2/2	2/7	15/11
01/15	#17 Xavier	8-10/19-29	.800/.655	6/13	30/22	36/35	+1	14/13	21/9	8/3	5/11	20/12
01/19	ST. JOHN'S	11-15/5-12	.733/.417	15/12	35/19	50/31	+19	19/18	19/10	2/3	4/13	13/11
01/22	DEPAUL	15-18/6-9	.833/.667	14/9	28/22	42/31	+11	11/6	15/16	7/7	8/6	16/21
01/26	Butler	11-13/12-14	.846/.857	6/12	24/28	30/40	(-10)	7/14	13/10	7/3	3/5	14/15
01/29	#21 XAVIER	12-15/10-16	.800/.625	7/15	26/27	33/42	(-9)	8/14	13/10	6/4	6/8	17/14
02/01	#17 Connecticut	8-9/10-14	.889/.714	10/18	32/25	42/43	(-1)	7/8	14/9	2/6	3/8	11/12
02/04	Seton Hall	8-10/8-10	.800/.800	11/7	23/28	34/35	(-1)	8/14	13/13	1/7	5/7	11/14
02/08	BUTLER	12-16/10-16	.750/.625	4/9	30/28	34/37	(-3)	9/7	12/11	6/2	3/5	16/16
02/12	Georgetown	8-12/8-10	.667/.800	11/15	29/22	40/37	+3	26/13	12/12	3/4	6/9	10/14
02/14	GEORGETOWN	20-27/22-24	.741/.917	7/13	30/22	37/35	+2	20/6	19/8	2/2	3/6	18/20
02/17	DePaul	15-20/14-22	.750/.636	13/14	30/26	43/40	+3	11/9	11/11	2/4	4/6	18/16
02/20	MARQUETTE	15-21/6-10	.714/.600	8/10	22/20	30/30	-	16/8	15/16	3/3	11/7	8/19
02/23	St. John's	8-12/5-9	.667/.556	8/12	34/26	42/38	+4	20/18	17/6	4/3	3/9	11/15
02/26	#11 Providence	10-15/8-10	.667/.800	8/6	26/34	34/40	(-6)	4/17	8/7	3/3	1/3	10/14
03/02	#18 CONNECTICUT	6-10/2-5	.600/.400	7/12	30/21	37/33	+4	14/7	10/6	3/8	4/3	10/17
03/06	SETON HALL	10-12/4-7	.833/.571	8/11	28/26	36/37	(-1)	9/7	14/8	4/4	4/11	10/16
03/10	Marquette	11-14/8-8	.786/1.000	11/7	28/20	39/27	+12	14/10	17/15	3/2	10/7	12/14
03/11	#11 Providence	16-20/15-22	.800/.682	8/17	34/23	42/40	+2	13/6	10/9	7/0	6/6	18/17
03/12	#8 Villanova	7-10/8-12	.700/.667	12/10	28/29	40/39	+1	9/9	11/9	3/0	3/6	13/10

2021-22 Individual Season Bests

	Creighton	Opponent
Points	30 Ryan Hawkins at Georgetown, 2/12	36 David Roddy, Colorado State, 11/21
Field Goals	10 Ryan Hawkins vs. #24 BYU, 12/11 10 Ryan Hawkins at Georgetown, 2/12 10 Ryan Kalkbrenner at Georgetown, 2/12 10 Ryan Hawkins at St. John's, 2/23 10 Ryan Kalkbrenner vs. #18 UConn, 3/2	13 David Roddy, Colorado State, 11/21
Field Goal Attempts	21 Ryan Nembhard at #17 Xavier, 1/15 21 Ryan Hawkins at Georgetown, 2/12	24 Dante Harris, Georgetown, 2/14
Field Goal Pct. (min. 5 att)	.889 Ryan Kalkbrenner (8-9) vs. Marquette, 2/20	1.000 Kur Kuath (5-5), Marquette, 2/20
3-pt Field Goals	8 Ryan Hawkins at Georgetown, 2/12	7 David Roddy, Colorado State, 11/21 7 A.J. Reeves, #11 Providence, 2/26
3-pt Field Goal Attempts	18 Ryan Hawkins at Georgetown, 2/12	11 Shawn Williams, Arkansas-Pine Bluff, 11/9
3-pt Field Goal Pct. (min. 5 att)	.800 Ryan Nembhard (4-5) at Nebraska, 11/16 .800 Ryan Hawkins (4-5) at #17 UConn, 2/1	.714 Alex Barcello (5-7), #24 BYU, 12/11 .714 Nate Johnson (5-7), #21 Xavier, 1/29
Free Throws	8 Alex O'Connell vs. Georgetown, 2/14	11 Aminu Mohammed, Georgetown, 2/14
Free Throw Attempts	9 Ryan Nembhard at Nebraska, 11/16 9 Alex O'Connell vs. Georgetown, 2/14	12 Javon Freeman-Liberty, DePaul, 2/17
Free Throw Pct. (min. 5 att)	1.000 Ryan Kalkbrenner (7-7) vs. #21 Xavier, 1/29 1.000 Ryan Nembhard (6-6) vs. #24 BYU, 12/11 1.000 Ryan Hawkins (6-6) vs. #19 Iowa State, 12/4 1.000 Arthur Kaluma (6-6) vs. Butler, 2/8	1.000 Aminu Mohammed (11-11), Georgetown, 2/14 1.000 Trey Sampson (7-7), Arkansas-Pine Bluff, 11/9 1.000 Jack Nunge (6-6), #17 Xavier, 1/15 1.000 Simas Lukosius (6-6), Butler, 1/26 1.000 Al Durham (5-5), #11 Providence, 3/11
Rebounds	15 Ryan Kalkbrenner at Georgetown, 2/12	16 Adama Sanogo, #18 UConn, 3/2
Assists	10 Ryan Nembhard vs. Arkansas-Pine Bluff, 11/9	11 Isaiah Stevens, Colorado State, 11/21
Blocked Shots	6 Ryan Kalkbrenner vs. DePaul, 1/22	6 Adama Sanogo, #18 UConn, 3/2
Steals	5 Ryan Nembhard vs. Southern Illinois, 11/22 5 Ryan Kalkbrenner SIU Edwardsville, 11/27	5 Jared Rhoden, Seton Hall, 3/5
Minutes	47 Ryan Hawkins at Marquette (2OT), 1/1	43 Tyler Kolek, Marquette (2OT), 1/1

Team Highs and Lows

	Creighton	Opponent
Points	90 Arkansas-Pine Bluff, 11/9	95 Colorado State, 11/21
Low	41 at #19 Villanova, 1/5	44 Kennesaw State, 11/11
Points, Half	52 Arkansas-Pine Bluff, 11/9 (2nd)	55 #21 Xavier, 1/29 (2nd)
Low	16 at Seton Hall (1st), 2/4	15 DePaul, 1/22 (2nd)
Field Goals	38 Arkansas-Pine Bluff, 11/9	35 Colorado State, 11/21
Low	16 at #19 Villanova, 1/5	35 Marquette, 2/20
Field Goal Attempts	72 at Marquette (2OT), 1/1	80 at St. John's, 2/23
Low	45 #19 Iowa State, 12/4 45 at #19 Villanova, 1/5	51 Southern Illinois, 11/22 51 #19 Iowa State, 12/4
Field Goal Percentage	.585 Arkansas-Pine Bluff, 11/9 (38-65)	.547 Marquette, 2/20 (35-64)
Low	.305 at #11 Providence, 2/26 (18-59)	.262 Kennesaw State, 11/11 (17-65)
Field Goal Percentage, Half	.759 Arkansas-Pine Bluff, 11/9 (22-29) (2nd)	.655 #21 Xavier, 1/29 (19-29) (2nd)
Low	.226 at #11 Providence, 2/26 (7-31) (2nd)	.208 DePaul, 1/22 (5-24) (2nd)
3-pt Field Goals	14 St. John's, 1/19	20 Colorado State, 11/21
Low	1 Kennesaw State, 11/11	1 SIU Edwardsville, 11/27
3-pt Field Goal Attempts	31 at Marquette (2OT), 1/1 31 at Georgetown, 2/12	35 Arkansas-Pine Bluff, 11/9
Low	12 #18 UConn, 3/2	13 DePaul, 1/22
3-pt Field Goal Percentage	.519 St. John's, 1/19 (14-27)	.588 Colorado State, 11/21 (20-34)
Low	.053 Kennesaw State, 11/11 (1-19)	.067 SIU Edwardsville, 11/27 (1-15)
Free Throws Made	21 vs. #24 BYU, 12/11	22 Georgetown, 2/14
Low	6 at #19 Villanova, 1/5 6 #18 UConn, 3/2	2 #18 UConn, 3/2
Free Throw Attempts	27 Georgetown, 2/14	29 #17 Xavier, 1/15
Low	8 at #19 Villanova, 1/5	5 Arizona State, 12/14 5 #18 UConn, 3/2
Free Throw Percentage	.909 vs. Southern Illinois, 11/22 (10-11)	1.000 Marquette, 3/10 (8-8)
Low	.550 at Nebraska, 11/16 (11-20)	.417 St. John's, 1/19 (5-12)
Rebounds	54 at Marquette (2OT), 1/1	44 Marquette (2OT), 1/1
Low	26 vs. Southern Illinois, 11/22 26 at #19 Villanova, 1/5	26 Southern Illinois, 11/22 26 Colorado State, 11/21
Assists	26 at Georgetown, 2/12	23 Colorado State, 11/21
Low	4 at #11 Providence, 2/26	4 #9 Villanova, 12/17
Blocked Shots	9 SIU Edwardsville, 11/27	8 #18 UConn, 3/2
Low	1 at Seton Hall, 2/4	0 Colorado State, 11/21 0 #11 Providence, 3/11 0 #8 Villanova, 3/12
Steals	11 Marquette, 2/20	13 St. John's, 1/19
Low	1 at #11 Providence, 2/26	3 North Dakota State, 11/30 3 #24 BYU, 12/11 3 Butler, 2/8 3 #11 Providence, 2/26 3 #18 UConn, 3/2
Turnovers	21 Iowa State, 12/4 21 at #17 Xavier, 1/15	17 Brown, 11/19 17 North Dakota State, 11/30
Low	6 North Dakota State, 11/30	6 #9 Villanova, 12/17 6 #19 Villanova, 1/5 6 St. John's, 2/23 6 #18 UConn, 3/2

Individual Single-Game Bests Under Greg McDermott (2010-Present)

	Creighton	Opponent
Points	45 Doug McDermott vs. Providence, 3/8/14	53 Markus Howard, #21 Marquette, 1/9/19 (OT)
Field Goals	18 Doug McDermott at Bradley, 1/7/12	17 Colt Ryan, Evansville, 2/21/12 (OT)
Field Goal Attempts	26 Doug McDermott vs. St. John's, 1/28	26 Allen Crabbe, California, 12/15/12
Field Goal Pct. (most FG, no misses)	1.000 Geoffrey Groselle (8-8) vs Coppin State, 12/28/15 1.000 Justin Patton (8-8) vs. Loyola (Md.), 11/26/16	1.000 Quoron Davis (5-5), Chicago State, 11/16/14 1.000 Kur Kuath (5-5), Marquette, 2/20/22
3-pt Field Goals	11 Mitch Ballock vs. DePaul, 3/9/19	10 Markus Howard, #21 Marquette, 1/9/19 (OT)
3-pt Field Goal Attempts	18 Ryan Hawkins at Georgetown, 2/12/22	17 Zach Norvell Jr., #1 Gonzaga, 12/1/18
3-pt Field Goal Pct. (most 3FG, no misses)	1.000 Marcus Zegarowski (7-7) vs. #21 Butler, 2/23/20	1.000 Marc Sonnen (5-5), Northern Iowa, 1/10/12
Free Throws	14 Austin Chatman vs. South Dakota (2OT), 12/9/14	18 Khadeen Carrington, Seton Hall, 2/15/17
Free Throw Attempts	16 Doug McDermott vs. Seton Hall, 2/23/14	22 Khadeen Carrington, Seton Hall, 2/15/17
Free Throw Pct. (most FT, no misses)	1.000 Doug McDermott (13-13) vs UAPB, 12/17/13	1.000 Aminu Mohammed (11-11), Georgetown, 2/14/22
Rebounds	18 Kenny Lawson Jr. vs. Saint Joseph's, 12/11/10	17 RaShid Gaston, #22 Xavier, 1/16/17 17 Angel Delgado, Seton Hall, 2/15/17
Assists	14 Maurice Watson Jr. at Seton Hall, 1/9/16 14 Maurice Watson Jr. at Providence, 1/7/17	13 Josh Perkins, #1 Gonzaga, 12/1/18
Blocked Shots	7 Gregory Echenique at Missouri State, 1/22/11	8 Sir'Dominic Pointer, St. John's 2/7/15
Steals	6 Davion Mintz at #10 Marquette, 3/3/19 6 Ty-Shon Alexander vs. Marquette, 1/1/20 6 Damien Jefferson at Providence, 1/2/21	6 Shamorie Ponds, St. John's, 2/28/17 6 Shamorie Ponds, St. John's, 1/30/19 6 Quincy McKnight, Seton Hall, 2/17/19
Minutes	47 Austin Chatman vs. South Dakota (2OT), 12/9/14 47 Ryan Hawkins at Marquette (2OT), 1/1/22	45 Eric Paschall, #14 Villanova (OT), 2/6/19

Team Single-Game Highs and Lows Under Greg McDermott (2010-Present)

	Creighton	Opponent
Points	116 USC Upstate, 12/20/17	106 #21 Marquette, 1/9/19 (OT)
Low	40 #21 Georgetown, 1/31/15	36 Maryland Eastern Shore, 12/15/17
Points, Half	62 Longwood, 12/9/16 (1st)	62 #1 Gonzaga, 12/1/18 (2nd)
Low	14 at #4 Villanova, 1/25/15 (1st)	12 Bemidji State, 2/13/18 (2nd)
Field Goals	42 USC Upstate, 12/20/17	37 #1 Villanova, 2/1/18
Low	42 Coe, 12/20/18 11 #21 Georgetown, 1/31/15	37 Butler, 2/20/18 13 Indiana State, 1/4/14 13 Maryland Eastern Shore, 12/15/17
Field Goal Attempts	79 Truman State, 1/14/17	80 St. John's, 2/23/22
Low	37 vs. Middle Tennessee, 11/29/14	42 Seton Hall, 1/4/14
Field Goal Percentage	.775 at Southern Illinois, 2/14/12 (31-40)	.680 #16 Villanova, 1/2/16 (34-50)
Low	.208 #21 Georgetown, 1/31/15	.236 Maryland Eastern Shore, 12/15/17 (13-55)
Field Goal Percentage, Half	.800 at Southern Illinois, 2/14/12 (16-20) (2nd)	.750 Georgetown, 1/3/15 (15-20) (2nd)
Low	.179 #21 Georgetown, 1/31/15 (5-28) (1st)	.121 Bemidji State, 2/13/18 ((4-33) (2nd)
3-pt Field Goals	22 Coe, 12/20/18	20 Colorado State, 11/21/21
Low	1 at Georgetown, 1/25/17 1 Kennesaw State, 11/11/21	1 vs. Drake, 3/2/12 1 vs. Indiana State, 3/9/13 1 St. John's, 1/28/14 1 #5 Xavier, 2/9/16 1 SIU Edwardsville, 11/27/21
3-pt Field Goal Attempts	39 at North Texas, 12/21/14	39 Seton Hall, 2/15/17 39 #1 Villanova, 2/1/18 39 #3 Villanova, 2/24/18
Low	6 at Tulsa, 12/19/11	7 #19 Butler, 2/16/15
3-pt Field Goal Percentage	.857 at Southern Illinois, 2/14/12 (12-14)	.636 St. John's, 3/1/20 (14-22)
Low	.053 Kennesaw State, 11/11/21 (1-19)	.048 #5 Xavier, 2/9/16 (1-21)
Free Throws Made	36 Davidson, 3/21/11	28 Seton Hall, 2/15/17 28 Rhode Island, 3/17/17
Low	0 at Michigan, 11/12/19	0 Alabama State, 11/12/10 0 North Carolina Central, 11/23/14
Free Throw Attempts	43 Davidson, 3/21/11	40 Massachusetts, 11/25/15
Low	2 at Michigan, 11/12/19	3 (5x) last DePaul, 2/24/21
Free Throw Percentage (most FT, 0 Miss)	1.000 Xavier, 2/3/19 (13-13)	1.000 Wichita State, 2/11/12 (17-17)
Low (most FTA, 0 makes)	.000 at Michigan, 11/12/19 (0-2)	.000 Alabama State, 11/12/10 (0-4)
Rebounds	56 Houston Baptist, 12/17/11	53 at California, 12/15/12
Low	19 Boise State, 11/28/12	14 Coe, 12/20/18
Assists	32 USC Upstate, 12/20/17	25 Evansville, 2/21/12 (OT)
Low	4 at #11 Providence, 2/26/22	4 Massachusetts, 11/25/15 4 #9 Villanova, 12/17/21
Blocked Shots	9 Bemidji State, 2/13/18 9 SIU Edwardsville, 11/27/21	11 #3 Oklahoma, 12/19/15
Low	0 (43x) last vs. #1 Gonzaga, 3/28/21	0 (23x) #8 Villanova, 3/12/22
Steals	19 at Georgetown, 2/9/21	14 Drake, 1/3/12
Low	0 (3x) last Providence, 1/17/15	0 Wichita State, 2/11/12
Turnovers	21 Iowa State, 12/4	25 Tulsa, 12/19/12
Low	21 at #17 Xavier, 1/15	25 Nebraska, 12/11/20
	2 Midland, 12/28/19	2 Northern Iowa, 2/4/12



#1 • KeyShawn Feazell

6-9 • 230 • F • Sr. • New Hebron, Miss.

- Fifth-year senior who transferred to Creighton after spending three seasons at Mississippi State and last season at McNeese State.
- Nearly averaged a double-double last year with 13.1 points and a Southland Conference-leading 9.9 rebounds per game at McNeese State.
- In the Southland Conference, also

ranked second in field goal percentage (.561), third in blocked shots per game (1.2), sixth in free throw percentage (.764) and 14th in scoring.

- Is shooting 13-for-18 from the field (including 2-4 from 3) and has scored 31 points in the past 10 games.
- Had 10 points, nine rebounds and two blocked shots in 15 minutes of exhibition win vs. Upper Iowa (Oct. 30).
- Had 11 points, three rebounds and two assists vs. Arkansas-Pine Bluff in regular-season debut at CU (Nov. 9).
- Contributed eight points, seven rebounds and three assists vs. Colorado State (Nov. 21).
- Scored nine points vs. Southern Illinois (Nov. 22).
- Snared eight rebounds in 11 minutes vs. North Dakota State (Nov. 30).
- Had five points and six rebounds at No. 19 Villanova (Jan. 5).
- Blocked a pair of shots in 54-52 win vs. Butler (Feb. 8).
- Had eight points, two rebounds and a blocked shot in eight minutes at Georgetown (Feb. 12), including a pair of alley-oop dunks and the first three-pointer of the season.
- Scored a season-high 12 points while making 5-of-5 field goal attempts in win vs. Georgetown (Feb. 14).
- Scored five points in five minutes of BIG EAST Tournament quarterfinal win vs. Marquette (March 10).
- Owned five rebounds, two assists, two points and a block in BIG EAST Tournament semifinal win vs. No. 11 Providence (March 11).
- Hometown of New Hebron has population under 500 and no stop-lights.

#1 KeyShawn Feazell Game-by-Game Stats

Opponent	Min	FG	Pct	3FG	Pct	FT	Pct	O-D-R	A	T	B	S	Pts.
ARKANSAS-PINE BLUFF	23	5-6	.833	0-0	---	1-1	1.000	1-2-3	2	2	1	1	11
KENNESAW STATE	17	1-2	.500	0-0	---	0-2	.000	1-5-6	0	0	1	2	2
Nebraska	11	1-3	.333	0-0	---	0-1	.000	0-3-3	1	0	0	0	2
Brown	13	1-3	.333	0-0	---	2-2	1.000	1-3-4	1	1	0	0	4
Colorado State	13	4-5	.800	0-1	.000	0-0	---	2-5-7	3	2	0	1	8
Southern Illinois	18	4-7	.571	0-0	---	1-1	1.000	0-1-1	2	1	0	0	9
SIU EDWARDSVILLE	14	1-3	.333	0-0	---	0-0	---	1-3-4	0	0	0	0	2
NORTH DAKOTA STATE	11	3-7	.429	0-1	.000	0-0	---	3-5-8	0	1	0	0	6
#19 IOWA STATE	14	0-1	.000	0-0	---	0-0	---	1-1-2	0	0	0	0	0
#24 BYU	6	0-1	.000	0-0	---	0-0	---	0-0-0	0	0	0	0	0
ARIZONA STATE	10	1-3	.333	0-0	---	0-2	.000	1-0-1	2	0	1	0	2
#9 VILLANOVA	8	2-2	1.000	0-0	---	0-0	---	1-1-2	1	1	0	0	4
Marquette	5	0-1	.000	0-0	---	0-0	---	1-1-2	0	1	0	0	0
#19 Villanova	18	2-2	1.000	0-0	---	1-2	.500	2-4-6	0	1	0	1	5
#17 Xavier	7	0-1	.000	0-0	---	0-0	---	0-2-2	0	0	2	0	0
ST. JOHN'S	11	0-2	.000	0-0	---	0-0	---	1-4-5	0	1	0	0	0
DEPAUL	3	0-0	---	0-0	---	0-0	---	1-1-1	0	1	0	0	0
Butler	9	2-3	.667	0-0	---	1-2	.500	0-0-0	0	0	0	1	5
#21 XAVIER	6	0-0	---	0-0	---	0-2	.000	0-2-2	0	1	0	2	0
#17 Connecticut	7	1-4	.250	0-0	---	0-0	---	0-0-0	0	1	0	0	2
Seton Hall	6	0-0	---	0-0	---	2-2	1.000	0-0-0	0	0	0	0	2
BUTLER	9	1-2	.500	0-0	---	0-0	---	0-0-0	0	1	2	0	2
Georgetown	8	3-3	1.000	1-1	1.000	1-2	.500	0-2-2	0	0	1	0	8
GEORGETOWN	12	5-5	1.000	0-0	---	2-3	.667	1-2-3	1	1	0	0	12
DePaul	5	1-1	1.000	1-1	1.000	0-0	---	0-1-1	0	0	0	0	3
MARQUETTE	3	0-0	---	0-0	---	0-0	---	0-0-0	0	1	0	0	0
St. John's	4	1-2	.500	0-0	---	0-0	---	0-2-2	0	1	0	0	2
#11 Providence	8	0-1	.000	0-1	.000	0-0	---	0-1-1	0	0	0	0	0
#18 CONNECTICUT	5	1-2	.500	0-0	---	0-0	---	0-1-1	1	1	1	0	2
SETON HALL	7	1-1	1.000	0-0	---	0-0	---	0-1-1	0	2	0	0	2
Marquette	5	2-2	1.000	0-0	---	1-1	1.000	0-1-1	0	0	0	0	5
#11 Providence	15	1-3	.333	0-1	.000	0-0	---	1-4-5	2	0	1	0	2
#8 Villanova	5	0-0	---	0-0	---	0-0	---	1-0-1	0	0	0	0	0

#1 KeyShawn Feazell SEASON

Points	12	Georgetown, 2/14	22 (3x)	last SE Louisiana, 2/24/21
Rebounds	8	North Dakota St., 11/30	19	Arlington Baptist, 12/15/20
FG	5 (2x)	last Georgetown, 2/14	10 (2x)	last SE Louisiana, 2/24/21
FGA	7 (2x)	last North Dakota St., 11/30	16	Arlington Baptist, 12/14/20
3FG	1 (2x)	last at DePaul, 2/17	1 (8x)	last at DePaul, 2/17/22
3FGA	1 (6x)	last vs. #11 Providence, 3/11	2	Radford, 12/18/19
FT	2 (2x)	last Georgetown, 2/14	7 (2x)	last Incarnate Word, 1/13/21
FTA	3	Georgetown, 2/14	9 (2x)	last Louisiana, 12/19/20
Assists	3	vs. Colorado State, 11/21	5	Northwestern State, 1/9/21
Steals	2 (2x)	last #21 Xavier, 1/29	4	Northwestern State, 2/13/21
Blocks	2	Butler, 2/8	5	New Orleans, 1/16/21
Minutes	23	Arkansas-Pine Bluff, 11/9	38	New Orleans, 1/16/21

KeyShawn Feazell's Career Statistics

Year	GP-GS	Min.-Avg.	FGM-A	Pct.	3FGM-A	Pct.	FTM-A	Pct.	Off-Def	Total	Avg.	PF-D	Ast.	TO	Blk.	Stl.	Pts. Avg.
2017-18 (MSU)	28-0	170-6.1	18-38	.474	1-9	.111	1-6	.167	9-26	35	1.3	20-0	1	9	2	2	38
2018-19 (MSU)	22-0	102-4.6	5-10	.500	1-2	.500	2-2	1.000	7-15	22	1.0	27-0	0	12	2	1	13
2019-20 (MSU)	24-0	254-10.6	12-36	.333	4-16	.250	5-8	.625	10-33	43	1.8	23-1	9	17	3	3	33
2020-21 (McNeese)	21-20	620-29.5	110-196	.561	1-8	.125	55-72	.764	58-149	207	9.9	66-2	46	59	25	14	276
2021-22 (CU)	33-0	316-9.6	44-78	.564	2-6	.333	12-23	.522	19-58	77	2.3	47-0	16	21	10	8	102
Totals	128-20	1462-11.4	189-358	.528	9-41	.220	75-111	.676	103-281	384	3.0	183-3	72	118	42	28	462



#2 • Ryan Nembhard

6-0 • 167 • G • Fr. • Aurora, Ontario, Canada

- Nation's No. 62 recruit per ESPN and No. 72 per *Rivals* has been named BIG EAST Freshman of the Week six times this year (Nov. 15, Nov. 22, Nov. 29, Dec. 20, Jan. 17, Feb. 21) to be CU's most-honored freshman since seven-time winner (in the MVC) Doug McDermott in 2010-11.

- BIG EAST Freshman of the Year.
- BIG EAST ranks: 2nd in minutes/

game, 3rd in assists/game; 14th in steals/game; 25th in points/game.

- Suffered a season-ending injury to his right wrist at St. John's (Feb. 23), undergoing surgery on Feb. 25.

- Was a unanimous selection to BIG EAST's All-Freshman Team and is a frontrunner for Freshman of the Year accolades.

- Owned 15 points and 10 assists in his regular-season debut vs. Arkansas-Pine Bluff (Nov. 9). The 10 assists were the most by a CU freshman since Marcus Zegarowski in 2019 and most in a CU opener since senior Edward St. Fleur had 10 in 1996 at Wyoming.

- Nation's only freshman with 10+ assists on the opening night of the hoops season.

- Joined teammate Ryan Hawkins as first Bluejay in 40+ years to debut with a double-double.

- Had 22 points in road win at Nebraska (Nov. 16), adding five rebounds and five assists. The 22 were the most by a CU player in their first game vs. Nebraska since at least 1980.

- Had 12 points, five assists and four steals in 66-64 win vs. Southern Illinois (Nov. 22), including buzzer-beater to third-place game of the Paradise Jam.

- Had 18 points, six assists and three steals at No. 17 Xavier (Jan. 15), then added season-high 23 points in the rematch two weeks later.

- Scored final three points in last 32 seconds of CU's 54-52 win vs. Butler (Feb. 8).

- Had 19 points and six assists, including his lone dunk of the season, in win at DePaul (Feb. 17).

- Had 18 points and five assists in 83-82 win vs. Marquette (Feb. 20), tying his season-high with four three-pointers.

- Dished seven assists without a turnover in road win at St. John's (Feb. 23).

- Playmaking guard who led Canada to a bronze medal at the FIBA U19 Basketball World Cup in Latvia, averaging 15.1 points, 6.7 assists, 3.7 rebounds and 1.4 steals in seven games while being only player in the tournament with multiple point/assist double-doubles.

- Had 18 points, eight rebounds and six assists vs. Team USA in the FIBA U19 Basketball World Cup semifinals.

- Led Montverde Academy (Fla.) to GEICO High School National Championship as a senior.

- Brother Andrew is a starting guard at Gonzaga and had 17 points and eight rebounds in win vs. Creighton in the Sweet 16 in 2021.

#2 Ryan Nembhard Game-by-Game Stats												
Opponent	Min	FG	Pct	3FG	Pct	FT	Pct	O-D-R	A	T	B	S Pts.
ARKANSAS-PINE BLUFF-	36	7-10	.700	1-2	.500	0-1	.000	0-4-4	10	6	0	1 15
KENNESAW STATE-	37	4-10	.400	0-2	.000	3-4	.750	0-4-4	2	2	0	0 11
Nebraska-	34	6-11	.545	4-5	.800	6-9	.667	1-4-5	5	5	0	2 22
Brown-	36	4-8	.500	2-3	.667	0-1	.000	1-3-4	4	6	0	3 10
Colorado State-	34	6-11	.545	1-3	.333	2-2	1.000	0-4-4	5	2	0	0 15
Southern Illinois-	36	5-8	.625	1-2	.500	1-2	.500	0-1-1	5	4	0	4 12
SIU EDWARDSVILLE-	36	3-10	.300	1-4	.250	2-2	1.000	0-4-4	5	5	0	1 9
NORTH DAKOTA STATE-	26	4-9	.444	0-0	---	2-2	1.000	0-3-3	6	0	0	3 10
#19 IOWA STATE-	34	3-10	.300	2-3	.667	2-2	1.000	0-3-3	2	2	0	2 10
#24 BYU-	33	5-15	.333	1-5	.200	6-6	1.000	0-4-4	2	1	0	1 17
ARIZONA STATE-	38	2-7	.286	1-4	.250	2-3	.667	0-0-0	8	6	1	0 7
#9 VILLANOVA-	34	4-8	.500	2-6	.333	4-6	.667	0-3-3	4	4	0	0 14
Marquette-	46	4-15	.267	1-6	.167	2-3	.667	2-4-6	5	2	0	2 11
#19 Villanova-	32	3-9	.333	0-4	.000	0-0	---	0-1-1	1	4	0	1 6
#17 Xavier-	36	8-21	.381	1-6	.167	1-1	1.000	0-2-2	6	3	0	3 18
ST. JOHN'S-	25	2-6	.333	0-2	.000	0-0	---	0-4-4	3	3	0	0 4
DEPAUL-	34	4-14	.286	0-4	.000	0-0	---	0-3-3	5	1	0	1 8
Butler-	25	1-10	.100	0-4	.000	0-0	---	1-2-3	3	3	0	0 2
#21 XAVIER-	39	9-19	.474	3-6	.500	2-3	.667	0-2-2	2	2	0	1 23
#17 Connecticut-	35	2-8	.250	2-4	.500	0-0	---	0-1-1	1	4	0	0 6
Seton Hall-	35	5-11	.455	1-4	.250	0-0	---	1-4-5	5	3	0	1 11
BUTLER-	36	2-8	.250	0-3	.000	1-2	.500	0-2-2	2	3	0	2 5
Georgetown-	38	2-4	.500	1-2	.500	0-0	---	0-3-3	7	2	0	3 5
GEORGETOWN-	39	4-8	.500	3-7	.429	1-2	.500	0-5-5	6	2	0	0 12
DePaul-	40	8-18	.444	1-6	.167	2-2	1.000	0-3-3	6	3	0	1 19
MARQUETTE-	39	6-11	.545	4-6	.667	2-3	.667	0-3-3	5	6	0	1 18
St. John's-	27	2-6	.333	0-3	.000	0-0	---	0-3-3	7	0	0	1 4
#11 Providence	Did			Not		Play	--					Injured
#18 CONNECTICUT	Did			Not		Play	--					Injured
SETON HALL	Did			Not		Play	--					Injured
Marquette	Did			Not		Play	--					Injured
#11 Providence	Did			Not		Play	--					Injured
#8 Villanova	Did			Not		Play	--					Injured

#2 Ryan Nembhard	SEASON	CAREER
Points	23 #21 Xavier, 1/29	Same
Rebounds	6 at Marquette (2OT), 1/1	Same
FG	9 #21 Xavier, 1/29	Same
FGA	21 at #17 Xavier, 1/15	Same
3FG	4 (2x) last Marquette, 2/20	4 (2x) last Marquette, 2/20/22
3FGA	7 Georgetown, 2/14	Same
FT	6 (2x) last vs. #24 BYU, 12/11	6 (2x) last vs. #24 BYU, 12/11/21
FTA	9 at Nebraska, 11/16	Same
Assists	10 Arkansas-Pine Bluff, 11/9	Same
Steals	3 (4x) last at Georgetown, 2/12	3 (4x) last at Georgetown, 2/12/22
Blocks	1 Arizona State, 12/14	Same
Minutes	46 at Marquette (2OT), 1/1	Same

Ryan Nembhard's Career Statistics

Year	GP-GS	Min.-Avg.	FGM-A	Pct.	3FGM-A	Pct.	FTM-A	Pct.	Off-Def	Total	Avg.	PF-D	Ast.	TO	Blk.	Stl.	Pts. Avg.
2021-22	27-27	940-34.8	115-285	.404	33-106	.311	41-56	.732	6-79	85	3.1	56-2	119	85	1	34	304 11.3



#4 • Shereef Mitchell

6-0 • 174 • G • Jr. • Omaha, Neb.

- Team's only remaining player who was on the roster for CU's BIG EAST champion team in 2019-20, he has played just six games all season due to injury and likely to be out for the rest of the season.

- Made season debut with four points vs. Nebraska (Nov. 16).

- Owned nine points, two assists and

two steals in win vs. North Dakota State (Nov. 30).

- One of the nation's best defenders, he played a key role in helping CU reach the Sweet 16 in March.

- Averaged 3.3 points an 1.5 assists in 30 games last season, including two starts.

- Nebraska's Gatorade Player of the Year in 2017-18.

#4 Shereef Mitchell Game-by-Game Stats												
Opponent	Min	FG	Pct	3FG	Pct	FT	Pct	O-D-R	A	T	B	S Pts.
ARKANSAS-PINE BLUFF	Did	---	---	---	---	---	---	---	---	---	---	Injured
KENNESAW STATE	Did	---	---	---	---	---	---	---	---	---	---	Injured
Nebraska	17	2-6	.333	0-1	.000	0-0	---	0-2-2	0	4	0	0 4
Brown	13	1-2	.500	0-1	.000	0-0	---	0-2-2	1	1	0	0 2
Colorado State	9	0-0	---	0-0	---	0-0	---	0-2-2	1	0	0	0 0
Southern Illinois	29	2-7	.286	0-1	.000	0-0	---	1-0-1	3	0	0	2 4
SIU EDWARDSVILLE	Did	---	---	---	---	---	---	---	---	---	---	Injured
NORTH DAKOTA STATE	17	3-6	.500	0-1	.000	3-4	.750	0-1-1	2	0	0	2 9
#19 IOWA STATE	15	0-1	.000	0-1	.000	2-2	1.000	0-2-2	1	3	0	1 2
#24 BYU	Did	---	---	---	---	---	---	---	---	---	---	Injured
ARIZONA STATE	Did	---	---	---	---	---	---	---	---	---	---	Injured
#9 VILLANOVA	Did	---	---	---	---	---	---	---	---	---	---	Injured
Marquette	Did	---	---	---	---	---	---	---	---	---	---	Injured
#19 Villanova	Did	---	---	---	---	---	---	---	---	---	---	Injured
#17 Xavier	Did	---	---	---	---	---	---	---	---	---	---	Injured
ST. JOHN'S	Did	---	---	---	---	---	---	---	---	---	---	Injured
DEPAUL	Did	---	---	---	---	---	---	---	---	---	---	Injured
Butler	Did	---	---	---	---	---	---	---	---	---	---	Injured
#21 XAVIER	Did	---	---	---	---	---	---	---	---	---	---	Injured
#17 Connecticut	Did	---	---	---	---	---	---	---	---	---	---	Injured
Seton Hall	Did	---	---	---	---	---	---	---	---	---	---	Injured
BUTLER	Did	---	---	---	---	---	---	---	---	---	---	Injured
Georgetown	Did	---	---	---	---	---	---	---	---	---	---	Injured
GEORGETOWN	Did	---	---	---	---	---	---	---	---	---	---	Injured
DePaul	Did	---	---	---	---	---	---	---	---	---	---	Injured
MARQUETTE	Did	---	---	---	---	---	---	---	---	---	---	Injured
St. John's	Did	---	---	---	---	---	---	---	---	---	---	Injured
#11 Providence	Did	---	---	---	---	---	---	---	---	---	---	Injured
#18 CONNECTICUT	Did	---	---	---	---	---	---	---	---	---	---	Injured
SETON HALL	Did	---	---	---	---	---	---	---	---	---	---	Injured
Marquette	Did	---	---	---	---	---	---	---	---	---	---	Injured
#11 Providence	Did	---	---	---	---	---	---	---	---	---	---	Injured
#8 Villanova	Did	---	---	---	---	---	---	---	---	---	---	Injured

#4 Shereef Mitchell	SEASON	CAREER
Points	9 North Dakota St., 11/30	11 (2x) last Kennesaw State, 12/4/20
Rebounds	2 (4x) last #19 Iowa State, 12/4	6 Kennesaw State, 11/5/19
FG	3 North Dakota St., 11/30	4 (4x) last St. John's, 1/9/21
FGA	7 vs. So. Illinois 11/22	8 (3x) last at #10 Villanova, 3/3/21
3FG		2 (3x) last vs. Butler, 3/11/21
3FGA	1 (4x) last North Dakota St., 11/30	5 at #10 Villanova, 3/3/21
FT	3 North Dakota St., 11/30	4 (2x) last Oral Roberts, 12/3/19
FTA	4 North Dakota St., 11/30	4 (3x) last DePaul, 2/24/21
Assists	3 vs. So. Illinois 11/22	6 (2x) last Georgetown, 3/4/20
Steals	2 (2x) last North Dakota St., 11/30	3 (2x) last at Georgetown, 2/9/21
Blocks		1 (2x) last Butler, 3/6/21
Minutes	29 vs. So. Illinois 11/22	30 at Butler (OT), 1/16/21

Shereef Mitchell's Career Statistics

Year	GP-GS	Min.-Avg.	FGM-A	Pct.	3FGM-A	Pct.	FTM-A	Pct.	Off-Def	Total	Avg.	PF-D	Ast.	TO	Blk.	Stl.	Pts.	Avg.
2019-20	27-2	372-13.8	29-65	.448	1-12	.083	15-22	.682	6-32	38	1.4	38-0	39	23	1	20	74	2.7
2020-21	30-2	432-14.4	35-82	.427	12-33	.364	17-23	.739	4-39	43	1.4	49-0	46	22	1	22	99	3.3
2021-22	6-0	100-16.7	8-22	.364	0-5	.000	5-6	.833	1-9	10	1.7	9-0	8	8	0	5	21	3.5
Totals	63-4	904-14.3	72-169	.426	13-50	.260	37-51	.725	11-80	91	1.4	96-0	93	53	2	47	194	3.1



#5 • Alex O'Connell

6-6 • 185 • G • Sr. • Roswell, Ga.

- Fifth-year senior who played his first three seasons at Duke (2017-20) before transferring to Creighton prior to last season.
- BIG EAST ranks: 10th in 3FG/game; 13th in defensive rebounds/game; 23rd in points/game.
- Ranked eighth in the BIG EAST in three-pointers per game during

league contests.

- Had 7 or more points in 3-of-24 games played last year, but has done it in all but six games so far this winter.
- Has scored in double-figures 21 times this year after doing so just 16 times (in 125 games) in his first four years of college.
- Owned 11 or more points in seven straight games from Dec. 11-Jan. 19.
- Scored 17 of his 20 points after halftime in season-opening win vs. Arkansas-Pine Bluff (Nov. 9), including his first three dunks as a Bluejay.
- Also led CU in scoring with 13 points vs. Kennesaw State (Nov. 11).
- Had 13 points in win at Nebraska (Nov. 16) while grabbing career-high nine rebounds in a career-high 36 minutes.
- Scored 15 points in neutral site win vs. No. 24 BYU (Dec. 11).
- Had 12 points on 5-of-8 shooting in 79-59 win vs. No. 9 Villanova (Dec. 17).
- Scored 17 points in win at Marquette (Jan. 1), including buzzer-beating three-pointer to force double-overtime.
- Led CU with 13 points at No. 19 Villanova (Jan. 5).
- Scored then-career-high 22 points on 7-of-10 FG at No. 17 Xavier (Jan. 15).
- Had career-high 28 points, including 6-9 three-pointers, in win vs. St. John's (Jan. 19).
- Scored 19 of 27 points in first half vs. Georgetown (Feb. 14), matching his career-high with five assists.
- Scored 13 points and tied career-high with five assists despite missing finish of win vs. Marquette due to injury (Feb. 20).
- Collected nine rebounds and had team-high four assists in win vs. No. 18 UConn (March 2).
- Owned nine points and nine rebounds in BIG EAST Tournament quarterfinal round win vs. Marquette (March 10).
- Led CU with 18 points, including 4-of-6 from three-point range, in 85-58 win vs. No. 11 Providence in BIG EAST Tournament semifinals (March 11).
- Averaged 3.4 points and 2.2 rebounds in 9.7 minutes per game in 24 appearances off the bench last season.
- Made 14 starts in three seasons at Duke, including five starts when Zion Williamson was hurt in 2018-19 and later in the season in the 2019 Elite Eight and Sweet 16.
- Was the No. 55 recruit per *Rivals* coming out of high school.

#5 Alex O'Connell Game-by-Game Stats

Opponent	Min	FG	Pct	3FG	Pct	FT	Pct	O-D-R	A	T	B	S	Pts.
ARKANSAS-PINE BLUFF-	35	8-15	.533	3-8	.375	1-1	1.000	1-6-7	2	1	0	3	20
KENNESAW STATE-	33	6-13	.462	1-5	.200	0-0	---	1-7-8	1	4	0	3	13
Nebraska-	36	5-14	.357	2-8	.250	1-2	.500	0-9-9	2	4	0	1	13
Brown -	31	6-9	.667	0-1	.000	1-2	.500	1-4-5	4	4	1	2	13
Colorado State-	30	4-13	.308	1-6	.167	0-0	---	1-5-6	3	0	0	0	9
Southern Illinois-	21	2-4	.500	1-2	.500	2-2	1.000	0-5-5	1	1	0	1	7
SIU EDWARDSVILLE-	30	4-9	.444	2-5	.400	1-1	1.000	0-3-3	3	0	0	1	11
NORTH DAKOTA STATE-	19	4-8	.500	2-4	.500	0-0	---	1-3-4	2	1	0	0	10
#19 IOWA STATE-	21	1-5	.200	0-3	.000	0-0	---	0-2-2	0	3	0	0	2
#24 BYU-	34	5-10	.500	3-8	.375	2-2	1.000	0-4-4	2	1	0	2	15
ARIZONA STATE-	34	5-10	.500	1-5	.200	0-0	---	0-7-7	1	2	0	0	11
#9 VILLANOVA-	25	5-8	.625	2-4	.500	0-0	---	1-3-4	1	0	0	0	12
Marquette-	32	5-11	.455	4-7	.571	3-4	.750	2-5-7	1	1	0	1	17
#19 Villanova-	29	5-11	.455	2-7	.286	1-1	1.000	0-2-2	1	0	0	0	13
#17 Xavier-	36	7-10	.700	4-6	.667	4-4	1.000	0-6-6	1	5	0	0	22
ST. JOHN'S-	35	9-14	.643	6-9	.667	4-4	1.000	0-7-7	2	3	0	0	28
DEPAUL-	35	2-6	.333	1-3	.333	1-1	1.000	0-2-2	0	3	0	1	6
Butler-	32	4-7	.571	1-4	.250	1-1	1.000	0-7-7	2	3	1	2	10
#21 XAVIER-	35	3-12	.250	3-8	.375	2-2	1.000	1-2-3	1	0	0	1	11
#17 Connecticut-	38	3-8	.375	0-3	.000	0-0	---	0-10-10	1	2	0	2	6
Seton Hall-	31	5-12	.417	2-6	.333	0-0	---	1-6-7	1	2	0	1	12
BUTLER-	32	3-9	.333	1-5	.200	0-0	---	0-10-10	1	1	0	1	7
Georgetown-	28	2-9	.222	1-6	.167	0-0	---	0-2-2	5	3	0	0	5
GEORGETOWN-	38	7-15	.467	5-11	.455	8-9	.889	0-3-3	5	6	0	0	27
DePaul-	27	1-6	.167	0-3	.000	6-7	.857	1-3-4	0	2	0	0	8
MARQUETTE-	35	5-13	.385	3-9	.333	0-2	.000	0-1-1	5	2	0	2	13
St. John's-	33	1-8	.125	1-7	.143	0-1	.000	0-5-5	2	0	0	0	3
#11 Providence-	36	5-14	.357	2-8	.250	0-0	---	0-4-4	1	0	0	0	12
#18 CONNECTICUT-	34	1-3	.333	0-1	.000	0-2	.000	0-9-9	4	0	0	0	2
SETON HALL-	36	1-11	.091	1-7	.143	3-4	.750	0-6-6	5	1	0	0	6
Marquette-	37	4-11	.364	1-5	.200	0-0	---	0-9-9	1	2	0	1	9
#11 Providence-	35	5-10	.500	4-6	.667	4-4	1.000	0-3-3	3	1	0	1	18
#8 Villanova-	34	4-13	.308	2-11	.182	0-0	---	0-3-3	2	3	0	1	10

#5 Alex O'Connell	SEASON	CAREER (includes Duke)
Points	28 St. John's, 1/19	Same
Rebounds	10 (2x) last Butler, 2/8	10 (2x) last Butler, 2/8/22
FG	9 St. John's, 1/19	Same
FGA	15 (2x) last Georgetown, 2/14	15 (2x) last Georgetown, 2/14/22
3FG	6 St. John's, 1/19	Same
3FGA	11 (2x) last vs. #8 Villanova, 3/12	11 (2x) last vs. #8 Villanova, 3/12/22
FT	8 Georgetown, 2/14	Same
FTA	9 Georgetown, 2/14	Same
Assists	5 (4x) last Seton Hall, 3/5	5 (4x) last Seton Hall, /5/22
Steals	3 (2x) last Kennesaw State, 11/11	4 Notre Dame, 2/15/20
Blocks	1 (2x) last at Butler, 1/26	1 (8x) last at Butler, 1/26/22
Minutes	38 (2x) last Georgetown, 2/14	38 (2x) last Georgetown, 2/14/22

Alex O'Connell's Career Statistics at Duke and Creighton

Year	GP-GS	Min.-Avg.	FGM-A	Pct.	3FGM-A	Pct.	FTM-A	Pct.	Off-Def	Total	Avg.	PF-D	Ast.	TO	Blk.	Stl.	Pts. Avg.	
2017-18 (Duke)	36-1	373-10.4	42-88	.477	22-45	.489	14-19	.737	18-32	50	1.4	16-0	19	16	4	11	120	3.3
2018-19 (Duke)	36-7	505-14.0	55-123	.447	30-80	.375	19-25	.760	15-52	67	1.9	19-0	21	29	0	20	159	4.4
2019-20 (Duke)	29-6	386-13.3	60-148	.405	21-77	.273	11-18	.611	16-49	65	2.2	21-0	22	22	2	22	152	5.2
Duke Totals	101-14	1264-12.5	157-359	.437	73-202	.361	44-62	.710	49-133	182	1.8	56-0	62	67	6	53	431	4.3
2020-21 (CU)	24-0	233-9.7	32-84	.381	13-41	.317	5-8	.625	11-42	53	2.2	19-1	11	9	0	9	82	3.4
2021-22 (CU)	33-33	1056-32.0	137-331	.414	62-191	.325	45-56	.804	11-165	176	5.3	48-0	68	61	2	27	381	11.5
CU Totals	57-33	1289-22.6	169-415	.407	75-232	.323	50-64	.781	22-207	229	4.0	67-1	79	70	2	36	463	8.1
TOTALS	158-47	2553-16.2	326-774	.421	148-434	.341	94-126	.746	71-340	411	2.6	123-1	141	137	8	89	894	5.7

#10 • Zander Yates
6-7 • 206 • F • Fr. • Germantown, Tenn.



- True freshman who is expected to redshirt.
- Paired with Creighton teammate Mason Miller to win a high school state title at Houston High School in Germantown, Tenn., last season.
- Scored 14 points in a span of 116 seconds during a state semifinal victory.
- High school coach was former NBA sharpshooter

Mike Miller, who is the brother of Creighton assistant coach Ryan Miller.

- Grabbed one rebound in three minutes and missed only shot attempt in exhibition win vs. Upper Iowa (Oct. 30).

#13 • Mason Miller
6-8 • 187 • F • Fr. • Germantown, Tenn.



- True freshman who is expected to redshirt.
- Paired with Creighton teammate Zander Yates to win a high school state title at Houston High School in Germantown, Tenn., last season.
- High school coach was his dad, former NBA sharpshooter Mike Miller, who is the brother of Creighton assistant coach Ryan Miller.

- Tabbed No. 63 prospect by *Rivals* and named Tennessee's Class AAA Mr. Basketball.

- Committed to Creighton over Indiana, leading to tweets from LeBron James and Ja Morant.

- Owned one rebound and one steal while playing 13 minutes during exhibition win vs. Upper Iowa (Oct. 30).

#15 • John Christofilis
6-3 • 196 • G • Fr. • Seattle, Wash.



- Underwent foot surgery on Feb. 9 that will end his season after suffering an injury in practice.
- Grabbed one rebound in two minutes vs. Arkansas-Pine Bluff (Nov. 9) in his collegiate debut.
- Scored first collegiate points on Nov. 22 vs. Southern Illinois when he drained a three-pointer.
- Attempted three shots in four minutes of win vs. St. John's (Jan. 19).
- Scored first career BIG EAST points at Seton Hall

(Feb. 4).

- Arrives as nation's No. 139 prospect per *Rivals*.
- Won program's 3-point contest at Bluejay Fan Fest, living up to reputation as an elite sharpshooter.
- High school teammate at O'Dea High School of Duke freshman phenom Paolo Banchero.
- Made 1-of-5 shots and scored three points in 14 minutes as a reserve during exhibition win vs. Upper Iowa (Oct. 30).

#15 John Christofilis Game-by-Game Stats

Opponent	Min	FG	Pct	3FG	Pct	FT	Pct	O-D-R	A	T	B	S	Pts.
ARKANSAS-PINE BLUFF	2	0-0	---	0-0	---	0-0	---	0-1-1	0	0	0	0	0
KENNESAW STATE	8	0-1	.000	0-1	.000	0-0	---	0-0-0	0	0	0	0	0
Nebraska	Did	Not	Play										
Brown	2	0-0	---	0-0	---	0-0	---	0-0-0	0	0	0	0	0
Colorado State	2	0-0	---	0-0	---	0-0	---	0-0-0	0	0	0	0	0
Southern Illinois	4	1-2	.500	1-2	.500	0-0	---	0-0-0	0	0	0	0	3
SIU EDWARDSVILLE	4	0-1	.000	0-1	.000	0-0	---	0-0-0	0	0	0	0	0
NORTH DAKOTA STATE	8	1-1	1.000	0-0	---	0-0	---	0-1-1	0	0	0	0	2
#19 IOWA STATE	Did	Not	Play										
#24 BYU	0+	0-0	---	0-0	---	0-0	---	0-0-0	0	0	0	0	0
ARIZONA STATE	Did	Not	Play										
#9 VILLANOVA	1	0-1	.000	0-1	.000	0-0	---	0-1-1	0	0	0	0	0
Marquette	Did	Not	Play										
#19 Villanova	7	0-2	.000	0-2	.000	0-0	---	0-0-0	0	0	0	0	0
#17 Xavier	Did	Not	Play										
ST. JOHN'S	4	0-3	.000	0-2	.000	0-0	---	0-0-0	0	0	0	0	0
DEPAUL	Did	Not	Play										
Butler	2	0-1	.000	0-1	.000	0-0	---	0-0-0	0	0	0	0	0
#21 XAVIER	Did	Not	Play										
#17 Connecticut	Did	Not	Play										
Seton Hall	8	1-3	.333	0-1	.000	0-0	---	1-0-1	0	0	0	0	2
BUTLER	Did	Not	Play				--	Injured					
Georgetown	Did	Not	Play				--	Injured					
GEORGETOWN	Did	Not	Play				--	Injured					
DePaul	Did	Not	Play				--	Injured					
MARQUETTE	Did	Not	Play				--	Injured					
St. John's	Did	Not	Play				--	Injured					
#11 Providence	Did	Not	Play				--	Injured					
#18 CONNECTICUT	Did	Not	Play				--	Injured					
SETON HALL	Did	Not	Play				--	Injured					
Marquette	Did	Not	Play				--	Injured					
#11 Providence	Did	Not	Play				--	Injured					
#8 Villanova	Did	Not	Play				--	Injured					

#15 John Christofilis	SEASON	CAREER
Points	3 vs. Southern Illinois, 11/22	Same
Rebounds	1 (3x) last #9 Villanova, 12/17	1 (3x) last #9 Villanova, 12/17/21
FG	1 (2x) last North Dakota St., 11/30	1 (2x) last North Dakota St., 11/30/21
FGA	3 St. John's, 1/19	Same
3FG	1 vs. Southern Illinois, 11/22	Same
3FGA	2 (2x) last at #19 Villanova, 1/5	2 (2x) last at #19 Villanova, 1/5/22
FT		
FTA		
Assists		
Steals		
Blocks		
Minutes	8 (2x) last North Dakota St., 11/30	8 (2X) last North Dakota St., 11/30/21

John Christofilis' Career Statistics

Year	GP-GS	Min.-Avg.	FGM-A	Pct.	3FGM-A	Pct.	FTM-A	Pct.	Off-Def	Total	Avg.	PF-D	Ast.	TO	Blk.	Stl.	Pts. Avg.
2020-21	13-0	52-4.0	3-15	.200	1-11	.091	0-0	---	1-3	4	0.3	0-0	0	0	0	0	7 0.5



#11 • Ryan Kalkbrenner

7-1 • 256 • C • So. • St. Louis, Mo.

- Honorable Mention All-BIG EAST choice, BIG EAST Defensive Player of the Year and named to All-BIG EAST Tournament Team.
- BIG EAST ranks: 1st in FG percentage; 1st in offensive rebounds/game; 2nd in blocked shots/game; 8th in rebounds/game; 12th in FT percentage; 19th in points/game
- Ranks second nationally with 128 offensive rebounds, fourth in FG% (64.6%) and ninth nationally with 89 blocked shots.

- His 128 offensive rebounds are the most by a Bluejay in more than 35 years.
- Also ranks among national leaders with CU-best 68 dunks, including six slam at Georgetown (Feb. 12).
- Has set CHI Health Center Omaha records for blocked shots (38) and offensive rebounds (58) in a season.
- Had a blocked shot in 26 straight games (Nov. 16, 2021-Feb. 26, 2022), CU's longest streak since Benoit Benjamin did it in 28 games in a row in 1984-85.
- Notched 100th career block vs. Butler (Feb. 8) in his 53rd career game, CU's third-fastest to that milestone ever.
- Creighton's leading returning scorer (5.9 ppg.) and rebounder (3.5 rpg.) from last year's team.
- Reached double-figures in points in seven straight games (Nov. 11-30) after doing it just seven times all last season.
- Became first Bluejay with 5 blocks in consecutive games (Nov. 22 & 27) since Benoit Benjamin in 1985, he also had five swats in a win vs. No. 24 BYU (Dec. 11) and vs. No. 9 Villanova (Dec. 17).
- First Bluejay with five straight games of 9+ rebounds since 2011 (Doug McDermott).
- Made 9-of-13 shots to score 19 points in Paradise Jam opener vs. Brown (Nov. 19).
- Blocked five shots in 66-64 win vs. Southern Illinois, scoring 6 of his 14 points in the final four minutes during a game-ending 12-2 run.
- Had 13 points, 6 rebounds and 5 blocks vs. SIU Edwardsville (Nov. 27).
- Shot 7-for-8 and had 17 points in 25 minutes vs. North Dakota St. (Nov. 30).
- Made 6-of-7 shots and had 14 points, 9 rebounds and 5 blocks in career-high 32 minutes of a win vs. No. 24 BYU (Dec. 11).
- Had then-career-highs with 20 points and 12 rebounds in 44 minutes of double-OT win at Marquette (Jan. 1), adding four blocked shots.
- Swatted five shots at #17 Xavier (Jan. 15), adding 8 points and career-high 4 assists.
- Had 18 points, 10 rebounds and career-high 6 blocks in win vs. DePaul (Jan. 22).
- Made first career three-pointer at Seton Hall (Feb. 4).
- Had career-highs with 22 points and 15 rebounds in win at Georgetown (Feb. 12).
- Ended with 12 points and 13 rebounds in road win at DePaul (Feb. 17).
- Had 21 points, seven rebounds and three blocks on 8-of-9 shooting in win vs. Marquette (Feb. 20).
- Had 19 points and seven rebounds in road win at St. John's (Feb. 23).
- Scored 20 of career-high tying 22 points in second half of win vs. No. 18 UConn (March 2), adding 10 rebounds.
- Had 17 points, eight rebounds and three blocks while making a pair of three-pointers vs. Seton Hall (March 5).
- Had 15 points, nine rebounds and four blocks in 25 minutes of BIG EAST Tournament semifinal win vs. No. 11 Providence (March 11).
- Had 19 points, eight rebounds and three blocks in BIG EAST Tournament final vs. No. 8 Villanova (March 12).
- Won a gold medal with USA Basketball at the 2021 FIBA U19 World Cup in Latvia, averaging 5.9 points, 4.0 rebounds and 1.3 blocked shots as Chet Holmgren's back-up.
- Owned 29 dunks last season and led CU with 38 blocked shots, which ranked seventh nationally among freshmen.
- Last season became CU's first true freshman with a blocked shot in each of his first three games since Benoit Benjamin in 1982-83.
- A former No. 69 recruit per *Rivals*, he had five triple-doubles as a prep senior and had seven games with 10 or more blocks (with a high of 15).

#11 Ryan Kalkbrenner Game-by-Game Stats

Opponent	Min	FG	Pct	3FG	Pct	FT	Pct	O-D-R	A	T	B	S	Pts.
ARKANSAS-PINE BLUFF-	14	3-3	1.000	0-0	---	0-0	---	2-2-4	0	1	1	0	6
KENNESAW STATE-	23	4-5	.800	0-0	---	2-4	.500	4-3-7	1	2	0	0	10
Nebraska-	27	5-9	.556	0-0	---	2-4	.500	4-5-9	1	2	3	0	12
Brown-	25	9-13	.692	0-1	.000	1-1	1.000	3-2-5	1	2	2	1	19
Colorado State-	23	5-6	.833	0-0	---	3-4	.750	2-3-5	1	2	1	2	13
Southern Illinois-	22	5-7	.714	0-0	---	4-4	1.000	1-4-5	0	1	5	0	14
SIU EDWARDSVILLE-	21	5-8	.625	0-0	---	3-6	.500	4-2-6	1	0	5	0	13
NORTH DAKOTA STATE-	25	7-8	.875	0-0	---	3-4	.750	1-3-4	0	0	3	0	17
#19 IOWA STATE-	27	2-4	.500	0-0	---	2-5	.400	5-7-10	0	1	2	0	6
#24 BYU-	32	6-7	.857	0-0	---	2-4	.500	6-3-9	1	3	5	0	14
ARIZONA STATE-	29	6-7	.857	0-0	---	4-5	.800	3-6-9	1	1	2	1	16
#9 VILLANOVA-	32	4-7	.571	0-0	---	0-0	---	4-5-9	1	1	5	0	8
Marquette-	44	8-12	.667	0-0	---	4-5	.800	5-7-12	0	2	4	2	20
#19 Villanova-	20	2-4	.500	0-0	---	0-0	---	0-3-3	0	2	1	0	4
#17 Xavier-	31	4-8	.500	0-0	---	0-0	---	3-2-5	4	3	5	1	8
ST. JOHN'S-	26	3-5	.600	0-0	---	3-4	.750	7-4-11	3	2	2	0	9
DEPAUL-	35	6-8	.750	0-0	---	6-7	.857	6-4-10	0	1	6	1	18
Butler-	27	4-8	.500	0-1	.000	2-2	1.000	1-3-4	0	0	5	0	10
#21 XAVIER-	34	3-7	.429	0-0	---	7-7	1.000	4-4-8	0	3	2	0	13
#17 Connecticut-	22	2-6	.333	0-0	---	0-0	---	4-2-6	0	1	1	0	4
Seton Hall-	28	2-9	.222	1-4	.250	1-2	.500	4-3-7	0	1	2	0	6
BUTLER-	30	0-3	.000	0-0	---	1-3	.333	1-3-4	1	1	2	0	1
Georgetown-	31	10-16	.625	0-0	---	2-4	.500	7-8-15	0	4	2	0	22
GEORGETOWN-	28	5-5	1.000	0-0	---	3-3	1.000	2-2-4	1	1	2	0	13
DePaul-	35	5-7	.714	0-0	---	2-3	.667	5-8-13	0	1	2	1	12
MARQUETTE-	37	8-9	.889	0-0	---	5-6	.833	5-2-7	0	0	3	2	21
St. John's-	34	8-13	.615	0-0	---	3-4	.750	2-5-7	1	3	2	1	19
#11 Providence-	31	3-8	.375	0-2	.000	7-8	.875	6-3-9	0	1	3	0	13
#18 CONNECTICUT-	35	10-14	.714	0-1	.000	2-3	.667	4-6-10	1	1	0	0	22
SETON HALL-	33	5-9	.556	2-3	.667	5-6	.833	5-3-8	1	1	3	1	17
Marquette-	34	5-6	.833	0-0	---	4-6	.667	6-3-9	3	2	2	1	14
#11 Providence-	25	6-8	.750	0-0	---	3-4	.750	4-5-9	1	1	4	0	15
#8 Villanova-	36	8-11	.727	0-0	---	3-4	.750	7-1-8	1	2	3	0	19

#11 Ryan Kalkbrenner SEASON

	Points	22 (2x)	last vs. #18 UConn, 3/2	22 (2x)	last vs. #18 UConn, 3/2/22
Rebounds	15	at Georgetown, 2/12		Same	
FG	10 (2x)	last vs. #18 UConn, 3/2	10 (2x)	last vs. #18 UConn, 3/2/22	
FGA	16	at Georgetown, 2/12		Same	
3FG	2 (2x)	last Seton Hall, 2/2	3 (2x)	last Seton Hall, 3/5/23sff	
3FGA	4	at Seton Hall, 2/4		Same	
FT	7 (2x)	last at #11 Providence, 2/26	7 (2x)	last at #11 Providence, 2/26/22	
FTA	8	at #11 Providence, 2/26		Same	
Assists	4	at #17 Xavier, 1/15		Same	
Steals	2 (3x)	last Marquette, 2/20	2 (4x)	last Marquette, 2/20/22	
Blocks	6	DePaul, 1/22		Same	
Minutes	44	at Marquette (2OT), 1/1		Samesf	

Ryan Kalkbrenner's Career Statistics

Year	GP-GS	Min.-Avg.	FGM-A	Pct.	3FGM-A	Pct.	FTM-A	Pct.	Off-Def	Total	Avg.	PF-D	Ast.	TO	Blk.	Stl.	Pts.	Avg.
2020-21	31-0	422-13.6	80-124	.645	0-2	.000	22-45	.489	47-61	108	3.5	48-0	10	16	38	6	182	5.9
2021-22	33-33	956-29.0	168-260	.646	3-12	.250	89-123	.724	128-123	251	7.6	47-0	28	47	89	14	428	13.0
Totals	64-33	1378-21.5	248-384	.646	3-14	.214	111-168	.661	175-184	359	5.6	95-0	38	63	127	20	610	9.5



#14 • Sami Osmani

6-4 • 196 • G • So. • Chicago, Ill.

- Grabbed a rebound in season debut vs. Brown (Nov. 19).
- Collected two offensive rebounds vs. North Dakota State (Nov. 30).
- Missed five games due to injury (Dec. 11-Jan. 5).
- Grabbed a rebound vs. St. John's (Jan. 19).
- Selected to shoot a free throw following a technical foul on No. 11 Providence (Feb. 26).

- Reserve guard who record six points and three rebounds in nine appearances last season.
- Named to Creighton's Dean's List in 2020-21 and BIG EAST All-Academic Team.
- Finished as Oak Lawn High School's all-time leader in three-pointers (210) and scoring (1,850).

#14 Sami Osmani Game-by-Game Stats

Opponent	Min	FG	Pct	3FG	Pct	FT	Pct	O-D-R	A	T	B	S	Pts.
ARKANSAS-PINE BLUFF	Did	Not	Play										
KENNESAW STATE	Did	Not	Play										
Nebraska	Did	Not	Play										
Brown	1	0-0	---	0-0	---	0-0	---	0-1-1	0	0	0	0	0
Colorado State	1	0-0	---	0-0	---	0-0	---	0-0-0	0	0	0	0	0
Southern Illinois	Did	Not	Play										
SIU EDWARDSVILLE	Did	Not	Play										
NORTH DAKOTA STATE	4	0-3	.000	0-1	.000	0-0	---	2-0-2	0	0	0	0	0
#19 IOWA STATE	Did	Not	Play										
#24 BYU	Did	Not	Play				--						Injured
ARIZONA STATE	Did	Not	Play				--						Injured
#9 VILLANOVA	Did	Not	Play				--						Injured
Marquette	Did	Not	Play				--						Injured
#19 Villanova	Did	Not	Play				--						Injured
#17 Xavier	Did	Not	Play										
ST. JOHN'S	2	0-0	---	0-0	---	0-0	---	0-1-1	0	0	0	0	0
DEPAUL	Did	Not	Play										
Butler	1	0-1	.000	0-1	.000	0-0	---	0-0-0	0	0	0	0	0
#21 XAVIER	Did	Not	Play										
#17 Connecticut	Did	Not	Play										
Seton Hall	Did	Not	Play										
BUTLER	Did	Not	Play										
Georgetown	Did	Not	Play										
GEORGETOWN	Did	Not	Play										
DePaul	Did	Not	Play										
MARQUETTE	Did	Not	Play										
St. John's	Did	Not	Play										
#11 Providence	2	0-0	---	0-0	---	0-1	.000	0-0-0	0	0	0	0	0
#18 CONNECTICUT	Did	Not	Play										
SETON HALL	Did	Not	Play										
Marquette	Did	Not	Play										
#11 Providence	2	0-1	.000	0-1	.000	0-0	---	0-0-0	0	0	0	0	0
#8 Villanova	Did	Not	Play										

#14 Sami Osmani	SEASON	CAREER
Points		2 (3x) last vs. Butler, 3/11/21
Rebounds	2 North Dakota St., 11/30	Same
FG		1 (3x) last vs. Butler, 3/11/21
FGA	3 North Dakota St., 11/30	Same
3FG		
3FGA	1 (3x) last vs. #11 Providence, 3/11 (7x)	last vs. #11 Providence, 3/11/22
FT		
FTA	1 at #11 Providence, 2/26	Same
Assists		
Steals		1 Nebraska, 12/11/20
Blocks		
Minutes	4 North Dakota St., 11/30	5 Seton Hall, 1/6/21

Sami Osmani's Career Statistics

Year	GP-GS	Min.-Avg.	FGM-A	Pct.	3FGM-A	Pct.	FTM-A	Pct.	Off-Def	Total	Avg.	PF-D	Ast.	TO	Blk.	Stl.	Pts. Avg.
2020-21	9-0	22-2.4	3-9	.333	0-4	.000	0-0	---	1-2	3	0.3	3-0	0	0	0	1	6 0.7
2021-22	7-0	13-1.9	0-5	.000	0-3	.000	0-1	.000	2-2	4	0.6	1-0	0	0	0	0	0 0.0
Totals	16-0	35-2.2	3-14	.214	0-7	.000	0-1	.000	3-4	7	0.4	4-0	0	0	0	1	6 0.4



#21 • Rati Andronikashvili

6-4 • 186 • G • Fr. • Tbilisi, Georgia

- Had two points, one rebound and one assists in regular-season debut at CU vs. Arkansas-Pine Bluff (Nov. 9).
- Provided a spark in comeback from 16 points down vs. SIU Edwardsville (Nov. 27), finishing with 3 assists and 2 steals in 14 minutes off the bench.
- Made first three-pointer of his career vs. North Dakota State (Nov. 30).

- Threw down first dunk as a Bluejay and collected four steals vs. #19 Iowa State (Dec. 4).
- Season-high eight points, three assists and 20 minutes of action in 79-59 win vs. No. 9 Villanova (Dec. 17).
- Dished a season-high six assists in double-OT win at Marquette (Jan. 1).
- Helped seal win vs. Georgetown with four free throws in final three minutes (Feb. 14).
- Ended with four points in season-high 25 minutes at DePaul (Feb. 17).
- With CU up one in the final seconds vs. Marquette, had a steal and then made a clutch free throw in 83-82 win (Feb. 20).
- Owned three steals, two points, two rebounds, an assist and a block in win vs. No. 18 UConn (March 2).
- Sank his first three-pointer in 20 games during BIG EAST Tournament quarterfinal win vs. Marquette (March 10).
- Finished with seven points, four rebounds, three assists and a steal in career-high 29 minutes of BIG EAST Tournament semifinal win vs. No. 11 Providence (March 11).
- Redshirt freshman who sat out last season after tearing his the ACL in his left knee on Nov. 1, 2020.
- Tabbed the nation's No. 64 recruit in 2020 per *247Sports*.
- Averaged 16.9 points, 5.9 rebounds and 5.3 assists in eight games at the U20 European Championships in Portugal in 2019.
- Owned six points, six rebounds and two steals in 16 minutes during exhibition game vs. Upper Iowa (Oct. 30).
- Name is pronounced RAH-tee, Ahn-dro-NEEK-ish-vee-lee.

#21 Rati Andronikashvili Game-by-Game Stats

Opponent	Min	FG	Pct	3FG	Pct	FT	Pct	O-D-R	A	T	B	S	Pts.
ARKANSAS-PINE BLUFF	9	1-2	.500	0-1	.000	0-0	---	0-1-1	1	0	0	0	2
KENNESAW STATE	4	0-1	.000	0-1	.000	0-0	---	0-1-1	0	1	0	0	0
Nebraska		Did		Not		Play							
Brown	2	0-0	---	0-0	---	0-0	---	0-0-0	0	0	0	0	0
Colorado State	5	1-1	1.000	0-0	---	1-2	.500	0-2-2	1	0	1	0	3
Southern Illinois		Did		Not		Play							
SIU EDWARDSVILLE	14	0-1	.000	0-1	.000	0-0	---	0-0-0	3	0	0	2	0
NORTH DAKOTA STATE	17	2-5	.400	1-3	.333	0-0	---	0-1-1	1	1	1	0	5
#19 IOWA STATE	18	2-4	.500	1-3	.333	1-2	.500	0-1-1	2	2	0	4	6
#24 BYU	11	0-1	.000	0-0	---	4-5	.800	0-0-0	3	0	0	0	4
ARIZONA STATE	7	0-1	.000	0-1	.000	0-0	---	0-0-0	0	0	0	0	0
#9 VILLANOVA	20	3-5	.600	2-2	1.000	0-0	---	1-0-1	3	2	0	0	8
Marquette	23	1-6	.167	0-2	.000	0-0	---	1-0-1	0	1	0	1	2
#19 Villanova	14	0-1	.000	0-1	.000	0-0	---	0-1-1	0	3	0	0	0
#17 Xavier	5	0-0	---	0-0	---	0-0	---	0-0-0	1	0	0	0	0
ST. JOHN'S	16	1-4	.250	0-2	.000	0-0	---	0-2-2	4	2	0	1	2
DEPAUL	4	0-2	.000	0-0	---	0-0	---	0-0-0	0	1	0	0	0
Butler	12	0-3	.000	0-3	.000	0-0	---	0-0-0	0	0	0	0	0
#21 XAVIER	6	0-0	---	0-0	---	0-0	---	0-0-0	0	1	1	0	0
#17 Connecticut	2	0-0	---	0-0	---	0-0	---	0-0-0	0	1	0	0	0
Seton Hall	5	1-3	.333	0-0	---	0-0	---	0-0-0	0	0	0	0	2
BUTLER	8	0-1	.000	0-0	---	0-0	---	0-2-2	2	2	0	0	0
Georgetown	18	0-1	.000	0-1	.000	3-4	.750	0-0-0	2	0	0	1	3
GEORGETOWN	21	0-2	.000	0-0	---	4-7	.571	0-2-2	2	1	0	0	4
DePaul	25	1-5	.200	0-1	.000	2-2	1.000	1-1-2	0	1	0	1	4
MARQUETTE	9	0-1	.000	0-1	.000	1-2	.500	0-0-0	0	0	0	2	1
St. John's	13	0-1	.000	0-0	---	0-0	---	0-0-0	1	0	0	0	0
#11 Providence	21	0-5	.000	0-1	.000	0-0	---	0-1-1	0	1	0	0	0
#18 CONNECTICUT	22	1-5	.200	0-0	---	0-1	.000	0-2-2	1	1	1	3	2
SETON HALL	28	0-1	.000	0-0	---	0-0	---	1-2-3	0	2	0	0	0
Marquette	20	1-4	.250	1-1	1.000	0-0	---	0-2-2	0	3	0	2	3
#11 Providence	29	2-5	.400	1-2	.500	2-4	.500	0-4-4	3	2	0	1	7
#8 Villanova	10	0-2	.000	0-2	.000	0-0	---	0-0-0	0	2	0	0	0

#21 Rati Andronikashvili	SEASON	CAREER
Points	8 #9 Villanova, 12/17	Same
Rebounds	4 vs. #11 Providence, 3/11	Same
FG	3 #9 Villanova, 12/17	Same
FGA	6 at Marquette (2OT), 1/1	
3FG	2 #9 Villanova, 12/17	Same
3FGA	3 (3x) last at Butler, 1/26	3 (3x) last at Butler, 1/26/22
FT	4 (2x) last Georgetown, 2/14	4 (2x) last Georgetown, 2/14/22
FTA	7 Georgetown, 2/14	Same
Assists	6 at Marquette (2OT), 1/1	Same
Steals	4 #19 Iowa State, 12/4	Same
Blocks	1 (3x) last vs. #18 UConn, 3/2	1 (3x) last vs. #18 UConn, 3/2/22
Minutes	29 vs. #11 Providence, 3/11	Same

Rati Andronikashvili's Career Statistics

Year	GP-GS	Min.-Avg.	FGM-A	Pct.	3FGM-A	Pct.	FTM-A	Pct.	Off-Def	Total	Avg.	PF-D	Ast.	TO	Blk.	Stl.	Pts. Avg.
2020-21		Redshirted															
2021-22	31-0	418-13.5	17-73	.233	6-29	.207	18-29	.621	4-26	30	1.0	42-0	36	30	4	18	58 1.9



#22 • Devin Davis

6-0 • 180 • G • So. • Chicago, Ill.

- Grabbed first career rebound vs. North Dakota State (Nov. 30).
- Missed six straight games due to an injury before returning on March 2 in win vs. No. 18 UConn.
- Drained his first career three-pointer and first basket of the season in closing minutes vs. No. 11 Providence of BIG EAST Tournament semifinal (March 11).

- Reserve guard who had two points, one assist and one steal in nine appearances last season.
- First career points came in BIG EAST Tournament quarterfinals vs. Butler at Madison Square Garden (March 11, 2021).

#22 Devin Davis Game-by-Game Stats

Opponent	Min	FG	Pct	3FG	Pct	FT	Pct	O-D-R	A	T	B	S	Pts.
ARKANSAS-PINE BLUFF	Did	Did	Not	Play	---	Injured							
KENNESAW STATE	Did	Did	Not	Play	---	Injured							
Nebraska	Did	Did	Not	Play	---	Injured							
Brown	1	0-1	.000	0-1	.000	0-0	---	0-0-0	0	0	0	0	0
Colorado State	1	0-0	---	0-0	---	0-0	---	0-0-0	0	0	0	0	0
Southern Illinois	Did	Did	Not	Play	---	Injured							
SIU EDWARDSVILLE	Did	Did	Not	Play	---	Injured							
NORTH DAKOTA STATE	4	0-0	---	0-0	---	0-0	---	1-0-1	0	0	0	0	0
#19 IOWA STATE	0+	0-0	---	0-0	---	0-0	---	0-0-0	0	0	0	0	0
#24 BYU	0+	0-0	---	0-0	---	0-0	---	0-0-0	0	0	0	0	0
ARIZONA STATE	0+	0-0	---	0-0	---	0-0	---	0-0-0	0	0	0	0	0
#9 VILLANOVA	1	0-0	---	0-0	---	0-0	---	0-0-0	0	0	0	0	0
Marquette	Did	Did	Not	Play	---	Injured							
#19 Villanova	2	0-0	---	0-0	---	0-0	---	0-0-0	0	0	0	0	0
#17 Xavier	0+	0-0	---	0-0	---	0-0	---	0-0-0	0	0	0	0	0
ST. JOHN'S	2	0-1	.000	0-0	---	0-0	---	0-0-0	0	0	0	0	0
DEPAUL	Did	Did	Not	Play	---	Injured							
Butler	1	0-1	.000	0-1	.000	0-0	---	1-0-1	0	0	0	0	0
#21 XAVIER	Did	Did	Not	Play	---	Injured							
#17 Connecticut	Did	Did	Not	Play	---	Injured							
Seton Hall	Did	Did	Not	Play	---	Injured							
BUTLER	Did	Did	Not	Play	---	Injured							
Georgetown	Did	Did	Not	Play	---	Injured							
GEORGETOWN	Did	Did	Not	Play	---	Injured							
DePaul	Did	Did	Not	Play	---	Injured							
MARQUETTE	Did	Did	Not	Play	---	Injured							
St. John's	Did	Did	Not	Play	---	Injured							
#11 Providence	Did	Did	Not	Play	---	Injured							
#18 CONNECTICUT	0+	0-0	---	0-0	---	0-0	---	0-0-0	0	0	0	0	0
SETON HALL	Did	Did	Not	Play	---	Injured							
Marquette	1	0-0	---	0-0	---	0-0	---	0-0-0	0	0	0	0	0
#11 Providence	4	1-1	1.000	1-1	1.000	0-0	---	0-0-0	0	0	0	0	3
#8 Villanova	Did	Did	Not	Play	---	Injured							

#22 Devin Davis	SEASON	CAREER
Points	3 vs. #11 Providence, 3/11	Same
Rebounds	1 (2x) last at Butler, 1/26	1 (2x) last at Butler, 1/26/22
FG	1 vs. #11 Providence, 3/11	1 (2x) last vs. #11 Providence, 3/11/22
FGA	1 (4x) last vs. #11 Providence, 3/11	2 Nebraska, 12/11/20
3FG	1 vs. #11 Providence, 3/11	Same
3FGA	1 (3x) last vs. #11 Providence, 3/11	1 (6x) last vs. #11 Providence, 3/11/22
FT		
FTA		
Assists		1 DePaul, 2/24/21
Steals		1 DePaul, 2/24/21
Blocks		
Minutes	4 (2x) last vs. #11 Providence, 3/11	4 (2x) last vs. #11 Providence, 3/11/22

Devin Davis' Career Statistics

Year	GP-GS	Min.-Avg.	FGM-A	Pct.	3FGM-A	Pct.	FTM-A	Pct.	Off-Def	Total	Avg.	PF-D	Ast.	TO	Blk.	Stl.	Pts. Avg.	
2020-21	9-0	15-1.7	1-6	.167	0-3	.000	0-0	---	0-0	0	0.0	1-0	1	1	0	1	2	0.2
2021-22	14-0	17-1.2	1-4	.250	1-3	.333	0-0	---	2-0	2	0.1	3-0	0	0	0	0	3	0.2
Totals	23-0	32-1.4	2-10	.200	1-6	.167	0-0	---	2-0	2	0.1	4-0	1	1	0	1	5	0.2



#23 • Trey Alexander

6-4 • 185 • G • Fr. • Oklahoma City, Okla.

- One of three Bluejays named to the BIG EAST's All-Freshman Team.
- Named BIG EAST Freshman of the Week on Jan. 24, Feb. 7 and Feb. 28.
- Made first career start on Feb. 12 at Georgetown, finishing with seven points and six assists in 37 minutes.
- Owned five points, four rebounds and two steals in regular-season debut vs. Arkansas-Pine Bluff (Nov. 9).

- Owned eight rebounds in a reserve role at Nebraska (Nov. 16).
- Finished Colorado State game with four points, two rebounds and two assists (Nov. 21).
- Had go-ahead basket in game-ending 30-9 run as Creighton rallied to beat SIU Edwardsville and finished with nine points (Nov. 27).
- Scored 10 points and made 5-of-8 shots while finishing +23 in 30 minutes off the bench in 79-59 win vs. No. 9 Villanova (Dec. 9).
- Poured in 11 points in win vs. St. John's (Jan. 19), adding five rebounds and season-high four assists.
- Had 12 points and added seven rebounds, three steals and two assists in comeback win vs. DePaul (Jan. 22).
- Blocked a pair of shots vs. No. 21 Xavier (Jan. 29).
- Scored all 11 of his points after halftime in win at #17 UConn (Feb. 1).
- Scored 13 points and tied his high with eight rebounds in win vs. Marquette (Feb. 20).
- Scored all of his career-high 16 points in second half of road win at St. John's, also adding five rebounds and six assists (Feb. 23).
- Had eight points and three assists in 38 minutes during win vs. No. 18 UConn (March 2).
- Made his Madison Square Garden debut with 11 points, six rebounds, two steals and a career-high eight assists in win vs. Marquette (March 10).
- Scored all 15 of his points in second half of BIG EAST Tournament semi-final win vs. No. 11 Providence (March 11).
- Played all 40 minutes in BIG EAST Tournament title game vs. No. 8 Villanova (March 12), finishing with eight points and five rebounds.
- Poised freshman has already gained notice for his defensive abilities and taken over starting point guard role with Ryan Nembhard injured.
- Named the No. 55 prospect in ESPN's rankings.
- Named Oklahoma's Gatorade Player of the Year after averaging 23.6 points and 8.7 rebounds per game.
- All-time leading scorer and rebounder in Heritage Hall HS history.

#23 Trey Alexander Game-by-Game Stats													
Opponent	Min	FG	Pct	3FG	Pct	FT	Pct	O-D-R	A	T	B	S	Pts.
ARKANSAS-PINE BLUFF	22	2-5	.400	1-2	.500	0-0	---	1-3-4	1	1	0	2	5
KENNESAW STATE	26	2-5	.400	0-2	.000	2-2	1.000	0-2-2	2	2	1	0	6
Nebraska	27	2-4	.500	1-2	.500	0-1	.000	0-8-8	2	0	1	1	5
Brown	18	1-3	.333	0-0	---	0-0	---	0-5-5	0	2	0	0	2
Colorado State	21	1-2	.500	0-1	.000	2-2	1.000	0-2-2	2	1	0	1	4
Southern Illinois	19	0-3	.000	0-1	.000	0-0	---	0-3-3	2	2	0	0	0
SIU EDWARDSVILLE	26	3-6	.500	1-3	.333	2-3	.667	1-2-3	2	4	1	0	9
NORTH DAKOTA STATE	20	2-3	.667	1-1	1.000	0-0	---	0-0-0	3	0	0	2	5
#19 IOWA STATE	12	0-0	---	0-0	---	0-0	---	0-0-0	0	2	0	0	0
#24 BYU	23	1-3	.333	0-2	.000	2-2	1.000	0-4-4	2	1	0	0	4
ARIZONA STATE	20	1-2	.500	1-2	.500	3-3	1.000	0-3-3	1	2	0	1	6
#9 VILLANOVA	30	5-8	.625	0-3	.000	0-0	---	0-4-4	1	2	0	1	10
Marquette	25	0-3	.000	0-1	.000	2-3	.667	0-2-2	2	0	1	0	2
#19 Villanova	24	1-5	.200	0-3	.000	3-3	1.000	0-1-1	2	0	0	0	5
#17 Xavier	20	2-3	.667	1-2	.500	0-1	.000	0-2-2	2	4	0	0	5
ST. JOHN'S	21	4-6	.667	1-2	.500	2-3	.667	0-5-5	4	2	0	0	11
DEPAUL	25	3-8	.375	0-1	.000	6-8	.750	2-5-2	2	0	1	3	12
Butler	29	1-6	.167	0-2	.000	0-0	---	0-3-3	0	2	0	0	2
#21 XAVIER	21	1-2	.500	0-0	---	1-1	1.000	0-5-5	1	1	2	0	3
#17 Connecticut	24	3-7	.429	0-1	.000	5-6	.833	3-2-5	3	0	1	0	11
Seton Hall	25	4-5	.800	1-1	1.000	0-0	---	0-2-2	0	3	0	0	9
BUTLER	24	2-4	.500	1-2	.500	3-3	1.000	1-2-3	1	0	0	0	8
Georgetown•	37	3-8	.375	1-3	.333	0-0	---	0-1-1	6	2	0	0	7
GEORGETOWN•	22	2-4	.500	0-1	.000	2-2	1.000	0-7-7	2	3	0	1	6
DePaul•	28	0-7	.000	0-2	.000	0-0	---	1-4-5	2	0	0	1	0
MARQUETTE•	37	4-9	.444	1-2	.500	4-4	1.000	0-8-8	3	1	0	1	13
St. John's•	33	7-10	.700	1-2	.500	1-3	.333	0-5-5	6	4	0	1	16
#11 Providence•	34	4-12	.333	1-4	.250	1-2	.500	0-5-5	2	2	0	1	10
#18 CONNECTICUT•	38	3-6	.500	0-0	---	2-2	1.000	0-2-2	3	2	0	0	8
SETON HALL•	30	4-7	.571	1-2	.500	0-0	---	1-3-4	3	4	1	1	9
Marquette•	39	4-13	.308	0-1	.000	3-4	.750	0-6-6	8	4	1	2	11
#11 Providence•	24	5-6	.833	1-2	.500	4-4	1.000	0-3-3	2	3	1	1	15
#8 Villanova•	40	2-10	.200	1-6	.167	3-4	.750	0-5-5	2	0	0	2	8

#23 Trey Alexander	SEASON	CAREER
Points	16 at St. John's, 2/23	Same
Rebounds	8 (2x) last Marquette, 2/20	8 (2x) last Marquette, 2/20/22
FG	7 at St. John's, 2/23	Same
FGA	13 vs. Marquette, 3/10	Same
3FG	1 (15x) last vs. #8 Villanova, 3/12	1 (15x) last vs. #8 Villanova, 3/12/22
3FGA	4 at #11 Providence, 2/26	Same
FT	6 DePaul, 1/22	Same
FTA	8 DePaul, 1/22	Same
Assists	8 vs. Marquette, 3/10	Same
Steals	3 DePaul, 1/22	Same
Blocks	2 #21 Xavier, 1/29	Same
Minutes	40 vs. #8 Villanova, 3/12	Same

Trey Alexander's Career Statistics

Year	GP-GS	Min.-Avg.	FGM-A	Pct.	3FGM-A	Pct.	FTM-A	Pct.	Off-Def	Total	Avg.	PF-D	Ast.	TO	Blk.	Stl.	Pts. Avg.
2021-22	33-11	864-26.2	79-185	.427	16-59	.271	53-66	.803	10-114	124	3.8	62-1	72	57	10	22	227 6.9



#24 • Arthur Kaluma

6-7 • 220 • F • Fr. • Glendale, Ariz.

- One of three Bluejays named to BIG EAST's All-Freshman Team.
- Also named to All-BIG EAST Tournament Team.
- Named BIG EAST Freshman of the Week on Feb. 14 and March 6.
- Made his regular-season debut with 15 points, eight rebounds and four blocked shots vs. Arkansas-Pine Bluff (Nov. 9), joining Doug McDermott as

only Bluejays since 1973 with 15 & 5 in their freshman debut.

- Had 13 points, five rebounds and two blocks vs. Brown (Nov. 19).
- Scored 16 points and added five rebounds vs. Colorado State (Nov. 21).
- Had three dunks and finished with 12 points and 6 rebounds vs. SIU Edwardsville (Nov. 27).
- Made 5-of-6 shots and scored 11 points vs. North Dakota State (Nov. 30).
- Scored season-high 20 points vs. St. John's, making 8-of-11 shots from the floor and 4-of-5 three-pointers (Jan. 19).
- Led CU with 18 points at Butler (Jan. 26), then led team with 16 points in rematch vs. Butler (Feb. 8).
- Missed four straight games with an injury (Feb. 12-20) before returning with 12 points and six rebounds in 19 minutes at St. John's. Also had go-ahead basket with 2:01 left in the road win.
- Returned to starting line-up on Feb. 26 at No. 11 Providence.
- Had three dunks and scored 14 points in his Madison Square Garden debut vs. Marquette (March 10).
- Had all 15 of his points in first half of win vs. No. 18 UConn (March 2).
- Scored 15 of his 17 points in first half of BIG EAST Tournament semifinal win vs. No. 11 Providence (March 11).
- Grabbed a career-high 12 rebounds in BIG EAST Tournament title game vs. No. 8 Villanova (March 12).
- The No. 48 prospect in the 247Sports composite recruiting rankings, the highest-ranked recruit at CU of the Greg McDermott era.
- Played for Ugandan National Team in the summer, averaging 13.2 points, 5.8 rebounds and 1.2 blocked shots per game to help Uganda to its first quarterfinals appearance ever at the African Basketball Championships in Rwanda.
- Older brother, Adam Seiko, plays at San Diego State and was his teammate on the Ugandan National Team.

#24 Arthur Kaluma Game-by-Game Stats

Opponent	Min	FG	Pct	3FG	Pct	FT	Pct	O-D-R	A	T	B	S	Pts.
ARKANSAS-PINE BLUFF•	24	5-9	.556	1-5	.200	4-7	.571	1-7-8	3	4	4	0	15
KENNESAW STATE•	21	1-5	.200	0-3	.000	1-4	.250	0-5-5	0	2	0	1	3
Nebraska•	12	2-3	.667	0-0	---	0-1	.000	0-0-0	0	2	1	0	4
Brown•	30	5-11	.455	0-3	.000	3-4	.750	1-4-5	2	2	2	1	13
Colorado State•	30	7-12	.583	2-4	.500	0-2	.000	2-3-5	2	5	0	1	16
Southern Illinois•	17	2-4	.500	0-0	---	0-0	---	0-3-3	0	2	0	1	4
SIU EDWARDSVILLE•	24	5-9	.556	0-1	.000	2-4	.500	2-4-6	1	2	1	1	12
NORTH DAKOTA STATE•	21	5-6	.833	1-1	1.000	0-0	---	0-1-1	2	2	2	0	11
#19 IOWA STATE•	24	3-9	.333	0-4	.000	1-1	1.000	0-8-8	0	3	0	1	7
#24 BYU•	25	0-5	.000	0-1	.000	4-4	1.000	1-3-4	2	3	0	0	4
ARIZONA STATE•	30	4-12	.333	1-5	.200	0-1	.000	1-7-8	2	1	1	1	9
#9 VILLANOVA•	15	2-4	.500	0-1	.000	0-0	---	0-3-3	1	1	0	0	4
Marquette•	28	2-8	.250	1-3	.333	0-0	---	1-5-6	1	4	0	1	5
#19 Villanova•	22	3-4	.750	1-2	.500	0-0	---	0-2-2	0	3	0	0	7
#17 Xavier•	28	3-5	.600	0-2	.000	1-2	.500	1-4-5	0	3	1	1	7
ST. JOHN'S•	26	8-11	.727	4-5	.800	0-2	.000	2-3-5	1	5	0	0	20
DEPAUL•	28	2-7	.286	1-2	.500	0-0	---	1-5-6	1	4	0	1	5
Butler•	34	7-13	.538	1-4	.250	3-4	.750	1-2-3	2	2	1	0	18
#21 XAVIER•	25	4-8	.500	0-3	.000	0-0	---	0-4-4	2	2	1	1	8
#17 Connecticut•	36	3-11	.273	1-4	.250	0-0	---	0-7-7	2	2	0	1	7
Seton Hall•	29	3-10	.300	0-3	.000	3-4	.750	2-6-8	2	1	0	2	9
BUTLER•	25	5-13	.385	0-3	.000	6-6	1.000	1-6-7	1	2	2	0	16
Georgetown	Did	Not	Play	---	Injured								
GEORGETOWN	Did	Not	Play	---	Injured								
DePaul	Did	Not	Play	---	Injured								
MARQUETTE	Did	Not	Play	---	Injured								
St. John's	19	4-6	.667	1-2	.500	3-3	1.000	3-3-6	1	3	0	0	12
#11 Providence•	28	3-10	.300	0-4	.000	0-1	.000	1-3-4	1	1	0	0	6
#18 CONNECTICUT•	28	6-13	.462	3-5	.600	0-0	---	1-4-5	1	2	1	0	15
SETON HALL•	27	4-9	.444	1-3	.333	0-0	---	1-4-5	0	1	0	0	9
Marquette•	24	5-9	.556	1-3	.333	3-3	1.000	1-2-3	1	2	0	1	14
#11 Providence•	28	6-12	.500	2-5	.400	3-3	1.000	2-2-4	1	1	0	2	17
#8 Villanova•	38	4-12	.333	0-5	.000	1-2	.500	3-9-12	3	4	0	0	9

#24 Arthur Kaluma	SEASON	CAREER
Points	20 St. John's, 1/19	Same
Rebounds	12 vs. #8 Villanova, 3/12	Same
FG	8 St. John's, 1/19	Same
FGA	13 (3x) last #18 UConn, 3/2	13 (3x) last #18 UConn, 3/2/22
3FG	4 St. John's, 1/19	Same
3FGA	5 (6x) last vs. #8 Villanova, 3/12	5 (6x) last vs. #8 Villanova, 3/12/22
FT	6 Butler, 2/8	Same
FTA	7 Arkansas-Pine Bluff, 11/9	Same
Assists	3 (2x) last vs. #8 Villanova, 3/12	3 (2x) last vs. #8 Villanova, 3/12/22
Steals	2 vs. #11 Providence, 3/11	Same
Blocks	4 Arkansas-Pine Bluff, 11/9	Same
Minutes	38 vs. #8 Villanova, 3/12	Same

Arthur Kaluma's Career Statistics

Year	GP-GS	Min.-Avg.	FGM-A	Pct.	3FGM-A	Pct.	FTM-A	Pct.	Off-Def	Total	Avg.	PF-D	Ast.	TO	Blk.	Stl.	Pts. Avg.
2021-22	29-28	746-25.7	113-250	.452	22-86	.256	38-58	.655	31-117	148	5.1	70-2	36	73	17	17	286 9.9



#44 • Ryan Hawkins

6-7 • 222 • F • Sr. • Atlantic, Iowa

- Second Team All-BIG EAST selection.
- Leads nation's active Division I players in career rebounds (1,206) and FG made (918) and second in points (2,556).
- BIG EAST ranks: 1st in double-doubles; 3rd in defensive rebounds/game; 4th in 3FG made/game; 5th in rebounds/game; 5th in minutes/game; 9th in FG percentage; 10th in points/game.
- Division II transfer leads CU in scoring and in rebounding.
- His 9 double-doubles in BIG EAST play

- and 11 overall lead the league, and he had a double-double in all six road wins.
- His 11 double-doubles are the most by a Bluejay since Doug McDermott also had 11 in 2011-12.
- Won three national titles in five seasons at Division II Northwest Missouri State, where the Bearcats were 159-8 overall and 124-7 when he played.
- Named Most Outstanding Player of the 2021 Elite Eight, including 31 points and 18 rebounds in an 80-54 victory in the national title game.
- Recorded 2,098 points, 225 steals and a program-record 948 rebounds at Northwest Missouri State.
- Two-time MIAA Defensive Player of the Year and 2021 All-American.
- CU's first player with 10+ rebounds in each of first three games since Benoit Benjamin opened with 27 straight games in 1984-85.
- Had 16 points and 11 rebounds in his regular-season debut as a Bluejay vs. Arkansas-Pine Bluff (Nov. 19), joining teammate Ryan Nembhard as first Bluejay in 40+ years to debut with a double-double.
- Followed that up with 10 rebounds vs. Kennesaw State (Nov. 11) to become first Bluejay (regardless of year or newcomer status) since Doug Swenson in 1998 to open with consecutive 10+ rebound games.
- Had 15 points, 10 rebounds and 5 assists in win at Nebraska (Nov. 16) and was first Bluejay with a 15/10/5 line without a turnover since at least 1981.
- Had 14 points, 7 rebounds and 5 steals in win vs. SIU Edwardsville (Nov. 27).
- Grabbed his 1,000th career rebound vs. North Dakota State (Nov. 30).
- Scored season-high 25 points vs. #19 Iowa State (Dec. 4).
- Had 25 points vs. No. 24 BYU (Dec. 11), adding 8 rebounds and 2 blocks.
- Led CU with 19 points and 11 rebounds in 79-59 win vs. No. 9 Villanova (Dec. 19).
- Had 18 points & 12 rebounds in 47 minutes of double-OT win at Marquette (Jan. 1).
- Had 13 points and season-high 13 rebounds at #17 Xavier (Jan. 15).
- Recorded 23 points & 11 rebounds in road win at #17 UConn (Feb. 1).
- Tied career-high with 8 three-pointers and scored a season-high 30 points in win at Georgetown (Feb. 12), adding 12 rebounds and season-high 6 assists. His 18 three-point attempts were 3 more than any game in Creighton program history.
- Had 25 points and 11 rebounds in road win at DePaul (Feb. 17), playing all 40 minutes.
- Scored 25 points and grabbed 12 rebounds in road win at St. John's (Feb. 23).
- Made his Madison Square Garden debut with 18 points, six rebounds and three steals in BIG EAST Tournament quarterfinal win vs. Marquette (March 10), sinking all four of his three-point attempts in the second half.
- Surpassed 2,500 career points with the first basket of the game vs. No. 18 UConn (March 2) and 250 career steals vs. Seton Hall (March 5).
- Named *Omaha World-Herald's* Western Iowa Male Athlete of the Year in 2015-16, as he played six sports (basketball, baseball, soccer, football, cross country and track) in high school, he's also a water skiing fanatic.

#44 Ryan Hawkins Game-by-Game Stats

Opponent	Min	FG	Pct	3FG	Pct	FT	Pct	O-D-R	A	T	B	S	Pts.
ARKANSAS-PINE BLUFF-	35	7-15	.467	1-7	.143	1-2	.500	3-8-11	3	3	1	1	16
KENNESAW STATE-	31	2-10	.200	0-5	.000	2-2	1.000	1-9-10	2	0	0	0	6
Nebraska-	36	5-10	.500	3-7	.429	2-2	1.000	6-4-10	5	0	2	1	15
Brown-	26	6-9	.667	3-4	.750	0-0	---	0-3-3	0	0	0	1	15
Colorado State-	29	5-10	.500	3-7	.429	0-0	---	0-2-2	0	1	0	1	13
Southern Illinois-	34	4-9	.444	3-6	.500	2-2	1.000	4-2-6	1	1	0	0	13
SIU EDWARDSVILLE-	31	5-12	.417	2-6	.333	2-3	.667	3-4-7	1	1	2	5	14
NORTH DAKOTA STATE-	22	1-4	.250	1-3	.333	0-0	---	1-2-3	0	1	0	0	3
#19 IOWA STATE-	35	8-11	.727	3-5	.600	6-6	1.000	1-4-5	0	4	1	0	25
#24 BYU-	36	10-18	.556	4-8	.500	1-2	.500	2-6-8	1	0	2	0	25
ARIZONA STATE-	32	2-12	.167	1-8	.125	1-2	.500	2-8-10	0	2	0	1	6
#9 VILLANOVA-	34	6-14	.429	3-6	.500	4-4	1.000	2-9-11	2	3	0	2	19
Marquette-	47	6-16	.375	5-12	.417	1-4	.250	2-10-12	0	3	1	0	18
#19 Villanova-	27	0-6	.000	0-4	.000	0-0	---	0-5-5	3	1	1	0	0
#17 Xavier-	37	4-8	.500	3-5	.600	2-2	1.000	1-12-13	0	2	0	0	13
ST. JOHN'S-	29	4-9	.444	3-5	.600	2-2	1.000	0-5-5	2	0	0	3	13
DEPAUL-	36	4-10	.400	1-7	.143	2-2	1.000	1-0-7	0	3	0	1	11
Butler-	26	2-6	.333	0-1	.000	4-4	1.000	2-5-7	0	3	0	0	8
#21 XAVIER-	34	3-8	.375	0-4	.000	0-0	---	1-3-4	2	2	0	1	6
#17 Connecticut-	36	8-12	.667	4-5	.800	3-3	1.000	3-8-11	0	2	0	0	23
Seton Hall-	30	0-5	.000	0-3	.000	2-2	1.000	1-0-1	0	1	0	1	2
BUTLER-	36	6-9	.667	2-4	.500	1-2	.500	0-2-2	1	1	0	0	15
Georgetown-	37	10-21	.476	8-18	.444	2-2	1.000	2-10-12	6	1	0	1	30
GEORGETOWN-	39	5-12	.417	4-10	.400	0-0	---	3-9-12	3	2	0	2	14
DePaul-	40	9-17	.529	4-9	.444	3-5	.600	2-9-11	3	4	0	0	25
MARQUETTE-	40-	7-13	.538	0-3	.000	3-4	.750	3-6-9	3	3	0	3	17
St. John's-	37	10-18	.556	4-10	.400	1-1	1.000	3-9-12	2	5	2	0	25
#11 Providence-	37	3-9	.333	2-6	.333	2-3	.667	1-9-10	0	2	0	0	10
#18 CONNECTICUT-	38	5-12	.417	1-5	.200	2-2	1.000	1-5-6	3	1	0	1	13
SETON HALL-	39	6-16	.375	3-9	.333	2-2	1.000	0-7-7	0	3	0	2	17
Marquette-	40	7-12	.583	4-7	.571	0-0	---	2-4-6	1	3	0	3	18
#11 Providence-	36	4-11	.364	0-5	.000	0-1	.000	1-11-12	1	2	1	0	8
#8 Villanova-	37	1-10	.100	0-5	.000	0-0	---	1-7-8	1	0	0	0	2

#44 Ryan Hawkins	SEASON	CAREER (includes NW Missouri St.)
Points	30 at Georgetown, 2/12	44 Southern Nazarene, 11/2/19
Rebounds	13 at #17 Xavier, 1/15	18 (2x) last West Texas A&M, 3/27/21
FG	10 (3x) last at St. John's, 2/23	15 Southern Nazarene, 11/2/19
FGA	21 at Georgetown, 2/12	22 (2x) last Emporia State, 2/18/21
3FG	8 at Georgetown, 2/12	8 (2x) last at Georgetown, 2/12/22
3FGA	18 at Georgetown, 2/12	Same
FT	6 #19 Iowa State, 12/4	14 Washburn, 3/6/21
FTA	6 #19 Iowa State, 12/4	18 Washburn, 3/6/21
Assists	6 at Georgetown, 2/12	11 Central Oklahoma, 3/5/21
Steals	5 SIU Edwardsville, 11/27	7 (2x) last Washburn, 3/6/21
Blocks	2 (4x) last at St. John's, 2/23	4 (2x) last St. Anselm, 3/28/19
Minutes	47 at Marquette (2OT), 1/1	Same

Ryan Hawkins' Career Statistics

Year	GP-GS	Min.-Avg.	FGM-A	Pct.	3FGM-A	Pct.	FTM-A	Pct.	Off-Def	Total	Avg.	PF-D	Ast.	TO	Blk.	Stl.	Pts. Avg.
2017-18 (NWMS)	31-0	590-19.0	57-138	.413	34-101	.337	18-25	.720	19-89	108	3.5	64-0	10	22	7	19	166 5.4
2018-19 (NWMS)	38-38	1310-34.5	191-371	.515	81-222	.365	65-74	.878	72-267	339	8.9	99-1	37	35	28	83	528 13.9
2019-20 (NWMS)	32-32	1108-34.6	261-465	.561	83-183	.454	121-150	.807	63-174	237	7.4	76-1	56	50	25	68	726 22.7
2020-21 (NWMS)	30-30	1061-35.4	244-454	.540	87-189	.460	103-135	.763	50-214	264	8.8	80-1	73	62	9	55	678 22.6
NWMS Totals	131-100	4069-31.1	753-1426	.528	285-695	.410	307-384	.799	204-744	948	7.2	319-3	176	169	69	225	2098 16.0
2021-22 (CU)	33-33	1139-34.5	165-374	.441	75-209	.359	53-66	.803	54-204	258	7.8	55-0	50	58	12	29	458 13.9
Totals	164-133	5208-31.8	918-1802	.509	360-904	.398	360-450	.800	258-948	1206	7.4	374-3	226	227	81	254	2556 15.6



#55 • Modestas Kancleris

6-9 • 208 • F • Fr. • Kaunas, Lithuania

- Redshirt freshman who sat out last season after tearing his the ACL in his left knee on Nov. 4, 2020.
- Made his collegiate debut in final minutes vs. Brown (Nov. 19), grabbing a rebound.
- Scored first four collegiate points vs. North Dakota State (Nov. 30), also picking up his first steal and blocked

shot.

- Made a free throw and dished an assist at No. 19 Villanova (Jan. 5).
- Snared an offensive rebound vs. St. John's (Jan. 19).
- Logged first half action and finished with a rebound and a steal in three minutes of win at Georgetown (Feb. 12).
- Snagged a rebound and a steal in BIG EAST Tournament semifinal win vs. No. 11 Providence (March 11).
- Played for the U16 and U18 Lithuanian National Teams while growing up.
- Creighton's second Lithuanian ever, joining Nerijus Karlikanovas (1998-2000).
- Name is pronounced Mo-DEST-iss, Con-SLARE-iss.

#55 Modestas Kancleris Game-by-Game Stats

Opponent	Min	FG	Pct	3FG	Pct	FT	Pct	O-D-R	A	T	B	S	Pts.
ARKANSAS-PINE BLUFF	Did	Did	Not	Did	Not	Play							
KENNESAW STATE	Did	Did	Not	Did	Not	Play							
Nebraska	Did	Did	Not	Did	Not	Play							
Brown	2	0-0	---	0-0	---	0-1	.000	0-1-1	0	0	0	0	0
Colorado State	2	0-0	---	0-0	---	0-0	---	0-0-0	0	0	0	0	0
Southern Illinois	Did	Did	Not	Did	Not	Play							
SIU EDWARDSVILLE	Did	Did	Not	Did	Not	Play							
NORTH DAKOTA STATE	6	0-1	.000	0-0	---	2-2	1.000	1-0-1	0	0	1	1	2
#19 IOWA STATE	Did	Did	Not	Did	Not	Play							
#24 BYU	0+	0-0	---	0-0	---	0-0	---	0-0-0	0	0	0	0	0
ARIZONA STATE	Did	Did	Not	Did	Not	Play							
#9 VILLANOVA	Did	Did	Not	Did	Not	Play							
Marquette	Did	Did	Not	Did	Not	Play							
#19 Villanova	5	0-1	.000	0-1	.000	1-2	.500	1-0-1	1	1	0	0	1
#17 Xavier	Did	Did	Not	Did	Not	Play							
ST. JOHN'S	3	0-1	.000	0-0	---	0-0	---	1-0-1	0	0	0	0	0
DEPAUL	Did	Did	Not	Did	Not	Play							
Butler	2	0-0	---	0-0	---	0-0	---	0-0-0	0	0	0	0	0
#21 XAVIER	Did	Did	Not	Did	Not	Play							
#17 Connecticut	Did	Did	Not	Did	Not	Play							
Seton Hall	3	0-0	---	0-0	---	0-0	---	0-1-1	0	0	0	0	0
BUTLER	Did	Did	Not	Did	Not	Play							
Georgetown	3	0-1	.000	0-0	---	0-0	---	0-1-1	0	0	0	1	0
GEORGETOWN	1	0-1	.000	0-0	---	0-1	.000	0-0-0	0	0	0	0	0
DePaul	Did	Did	Not	Did	Not	Play							
MARQUETTE	0+	0-0	---	0-0	---	0-0	---	0-0-0	0	0	0	0	0
St. John's	Did	Did	Not	Did	Not	Play							
#11 Providence	3	0-0	---	0-0	---	0-0	---	0-0-0	0	0	0	0	0
#18 CONNECTICUT	Did	Did	Not	Did	Not	Play							
SETON HALL	Did	Did	Not	Did	Not	Play							
Marquette	Did	Did	Not	Did	Not	Play							
#11 Providence	3	0-0	---	0-0	---	0-0	---	0-1-1	0	0	0	1	0
#8 Villanova	Did	Did	Not	Did	Not	Play							

#55 Modestas Kancleris SEASON

CAREER

Points	2	North Dakota State, 11/30	Same
Rebounds	1 (7x)	last vs. #11 Providence, 3/11 1 (7x)	last vs. #11 Providence, 3/11/22
FG			
FGA	1 (5x)	last Georgetown, 2/14	1 (5x) last Georgetown, 2/14/22
3FG			
3FGA	1	at #19 Villanova, 1/5	Same
FT	2	North Dakota St., 11/30	Same
FTA	2 (2x)	last at #19 Villanova, 1/5	2 (2x) last at #19 Villanova, 1/5
Assists	1	at #19 Villanova, 1/5	Same
Steals	1 (3x)	last vs. #11 Providence, 3/11 1 (3x)	last vs. #11 Providence, 3/11/22
Blocks	1	North Dakota St., 11/30	Same
Minutes	6	North Dakota St., 11/30	Same

Modestas Kancleris' Career Statistics

Year	GP-GS	Min.-Avg.	FGM-A	Pct.	3FGM-A	Pct.	FTM-A	Pct.	Off-Def	Total	Avg.	PF-D	Ast.	TO	Blk.	Stl.	Pts. Avg.
2020-21		Redshirted															
2021-22	13-0	33-2.5	0-5	.000	0-1	.000	3-6	.500	3-4	7	0.5	3-0	1	1	1	3	3 0.2

GAME 1		Arkansas-Pine Bluff (0-1)		77									
		Creighton (1-0)		90									
Nov. 9, 2021 CHI Health Center Omaha Omaha, Neb.													
Defining Moment: Creighton made its first 10 shots of the second half to erase a 47-38 halftime deficit and eventually build a lead of 17 points (79-62).													
Key Stat: Creighton made 22-of-29 shots after halftime, including five dunks. Its 75.9% shooting was its best half since Feb. 14, 2012.													
ARK-PINE BLUFF		fg-a	3fg-a	ft-a	reb	pf	pts	ast	to	blk	stl	min	
Jaylan Thomas	4-7	1-4	0-1	0	4	9	0	0	0	1	20		
Trey Sampson	10-18	2-5	7-7	10	4	29	2	2	1	4	36		
Kylen Milton	2-10	1-6	2-3	1	1	7	1	2	2	2	33		
Brahm Harris	3-9	2-8	0-0	2	0	8	0	0	0	0	38		
Shawn Williams	6-16	4-11	0-0	3	1	16	3	3	0	0	37		
Kshun Stokes	0-0	0-0	0-0	0	1	0	0	1	0	0	3		
Brandon Brown	2-12	0-1	4-4	14	1	8	3	2	0	2	32		
Omar Parchiman	0-0	0-0	0-0	0	0	0	0	0	0	0	1		
Team Rebounds	3												
Totals	27-72	10-35	13-15	33	12	77	9	10	3	9	200		
	.375	.286	.867										
CREIGHTON		fg-a	3fg-a	ft-a	reb	pf	pts	ast	to	blk	stl	min	
Arthur Kaluma	5-9	1-5	4-7	8	4	15	3	4	4	0	24		
Ryan Hawkins	7-15	1-7	1-2	11	2	16	3	3	1	1	35		
Ryan Kalkbrenner	3-3	0-0	0-0	4	0	6	0	1	1	0	14		
Ryan Nembhard	7-10	1-2	0-1	4	3	15	10	6	0	1	36		
Alex O'Connell	8-15	3-8	1-1	7	2	20	2	1	0	3	35		
KeyShawn Feazzell	5-6	0-0	1-1	3	2	11	2	2	1	1	23		
John Christofilis	0-0	0-0	0-0	1	0	0	0	0	0	0	2		
Rati Andronikashvili	2-5	1-2	0-0	4	2	5	1	1	0	2	22		
Team Rebounds	3												
Totals	38-65	7-25	7-12	46	17	90	22	19	7	8	200		
	.585	.280	.583										
Officials: Pete Larson, Brent Hampton, Lamar Simpson													
Technical Fouls: None. Attendance: 15,072													
Team	1st	2nd	Total	1stFG%	2ndFG%	Total%	Deadball						
Ark.-Pine Bluff	47	30	77	.514	.243	.375	0						
Creighton	38	52	90	.444	.759	.585	0						

GAME 2		Kennesaw State (0-2)		44									
		Creighton (2-0)		51									
Nov. 11, 2021 CHI Health Center Omaha Omaha, Neb.													
Defining Moment: Creighton used a 10-0 run to go up 34-26 and never looked back.													
Key Stat: Creighton's 51 points were its fewest in a home win since 1986.													
KENNESAW STATE		fg-a	3fg-a	ft-a	reb	pf	pts	ast	to	blk	stl	min	
Demond Robinson	5-8	0-0	1-2	8	1	11	0	3	0	2	26		
Terrell Burden	1-12	0-1	3-4	2	1	5	4	2	0	1	33		
Chris Youngblood	3-10	1-3	0-0	7	2	7	1	1	0	0	35		
Brandon Stroud	0-3	0-2	0-0	3	4	0	0	1	0	0	17		
Spencer Rodgers	3-16	0-5	3-4	6	3	9	2	2	1	1	33		
Nate Springs	1-4	1-2	0-0	4	4	3	0	0	0	0	12		
Cole LaRue	0-0	0-0	0-0	0	0	0	0	0	0	0	2		
Alex Peterson	2-5	0-1	0-0	6	0	4	0	1	0	0	20		
Kasen Jennings	2-7	1-5	0-0	2	4	5	0	0	0	0	17		
Maysen Quarflebaum	0-0	0-0	0-0	0	0	0	0	0	0	0	3		
Kenny Burns	0-0	0-0	0-0	0	0	0	0	0	0	0	2		
Team Rebounds	2												
Totals	17-65	3-19	7-10	40	19	44	7	10	1	4	200		
	.262	.158	.700										
CREIGHTON		fg-a	3fg-a	ft-a	reb	pf	pts	ast	to	blk	stl	min	
Arthur Kaluma	1-5	0-3	1-4	5	3	3	0	2	0	1	21		
Ryan Hawkins	2-10	0-5	2-2	10	0	6	2	0	0	0	31		
Ryan Kalkbrenner	4-5	0-0	2-4	7	2	10	1	2	0	0	23		
Ryan Nembhard	4-10	0-2	3-4	4	2	11	2	2	0	0	37		
Alex O'Connell	6-13	1-5	0-0	8	1	13	1	4	0	3	33		
KeyShawn Feazzell	1-2	0-0	0-2	6	1	2	0	0	1	2	17		
John Christofilis	0-1	0-1	0-0	0	0	0	0	0	0	0	8		
Rati Andronikashvili	0-1	0-1	0-0	1	2	0	0	1	0	0	4		
Trey Alexander	2-5	0-2	2-2	0	6	2	2	1	0	2	26		
Team Rebounds	3												
Totals	20-52	1-9	10-18	46	11	51	8	14	2	6	200		
	.385	.053	.556										
Officials: Kipp Kissinger, Tony Chiazza, Matt Potter													
Technical Fouls: Arthur Kaluma (1). Attendance: 16,092													
Team	1st	2nd	Total	1stFG%	2ndFG%	Total%	Deadball						
Kennesaw State	24	20	44	.276	.250	.262	1						
Creighton	22	29	51	.290	.524	.385	4						

GAME 3		Creighton (3-0)		77									
		Nebraska (1-2)		69									
Nov. 16, 2021 Pinnacle Bank Arena Lincoln, Neb.													
Defining Moment: Creighton doubled its lead from six to 12 in the final four minutes thanks to back-to-back three-pointers by Ryan Hawkins.													
Key Stat: Creighton used a pair of 13-0 runs in the first half to go up by as much as 19 to defeat NU for the 19th time in the past 23 regular-season meetings.													
CREIGHTON		fg-a	3fg-a	ft-a	reb	pf	pts	ast	to	blk	stl	min	
Arthur Kaluma	2-3	0-0	0-1	0	3	4	0	2	1	0	12		
Ryan Hawkins	5-10	3-7	2-2	10	3	15	5	0	2	1	36		
Ryan Kalkbrenner	5-9	0-0	2-4	9	1	12	1	1	3	0	27		
Ryan Nembhard	6-11	4-5	6-9	5	3	22	5	5	0	2	34		
Alex O'Connell	5-14	2-8	1-2	9	0	13	2	4	0	1	36		
KeyShawn Feazzell	1-3	0-0	0-1	3	1	2	1	0	0	0	11		
Shereef Mitchell	2-6	0-1	0-0	2	2	4	0	0	0	0	17		
Trey Alexander	2-4	1-2	0-1	8	1	5	2	0	1	1	27		
Team Rebounds	4												
Totals	28-60	10-23	11-20	50	14	77	16	16	7	5	200		
	.467	.435	.550										
NEBRASKA		fg-a	3fg-a	ft-a	reb	pf	pts	ast	to	blk	stl	min	
Lat Mayen	2-6	2-4	3-5	5	4	9	0	1	0	0	20		
Derrick Walker	0-2	0-0	0-0	5	2	0	3	1	2	0	19		
Alonzo Verge Jr.	5-15	0-1	0-0	5	2	10	4	1	0	1	22		
Trey McGowens	0-2	0-0	2-2	3	0	2	2	1	1	1	10		
Bryce McGowens	3-10	0-3	0-0	5	3	6	0	1	0	0	29		
C.J. Wilcher	6-11	3-6	0-0	4	1	15	1	1	0	2	31		
Kobe Webster	8-11	4-7	0-0	1	2	20	2	0	0	2	23		
Keon Edwards	0-1	0-1	0-0	2	0	0	1	0	0	1	5		
Keisei Tominaga	0-2	0-1	0-0	0	0	0	0	0	0	1	10		
Wilhelm Breidenbach	1-5	1-3	0-0	2	3	3	2	0	2	0	18		
Edward Andrew	1-5	0-0	2-2	3	1	4	0	1	0	1	13		
Team Rebounds	1												
Totals	26-70	10-26	7-9	36	18	69	15	7	5	9	200		
	.371	.385	.778										
Officials: Earl Walton, Tim Clougherty, Pat Driscoll													
Technical Fouls: None. Attendance: 15,939 (sold out)													
Team	1st	2nd	Total	1stFG%	2ndFG%	Total%	Deadball						
Creighton	40	37	77	.517	.419	.467	1						
Nebraska	36	33	69	.333	.412	.371	0						

GAME 4		Brown (3-2)		57								
		Creighton (4-0)		78								
Nov. 19, 2021 Sports and Fitness Center St. Thomas, USVI												
Defining Moment: Creighton raced to a 26-10 lead and never trailed.												
Key Stat: Creighton opened the year by holding a fourth straight opponent under 40 percent from the field for the first time in at least 40 years.												
BROWN		fg-a	3fg-a	ft-a	reb	pf	pts	ast	to	blk	stl	min
Jaylan Gainey	2-4	0-0	3-4	2	3	7	0	0	3	0	23	
Nana Owusu-Anane	2-7	0-1	0-0	4	2	4	0	2	0	0	21	
David Mitchell	1-3	0-1	0-0	2	3	2	0	0	0	0	22	
Dan Friday	4-8	0-1	1-2	2	3	9	1	7	0	3	20	
Paxson Wojcik	2-9	2-5	4-5	3	1	10	0	3	1	1	29	
Noah Meren	1-1	0-0	0-0	0	0	2	0	0	0	0	2	
Kino Lilly Jr.	6-12	0-5	0-0	1	2	12	2	1	0	0	26	
Malachi Ndur	0-0	0-0	0-0	2	0	0	0	0	0	0	4	
Josh Watts	0-0	0-0	0-0	0	0	0	0	0	0	0	1	
Kimo Ferrari	0-2	0-2	0-0	3	0	0	1	1	0	1	12	
Aaron Cooley	1-3	0-1	0-0	3	2	2	1	1	1	1	10	
Perry Cowan	0-2	0-2	0-0	1	1	0	0	1	0	0	11	
Tamenang Choh	3-9	2-4	1-3	4	0	9	0	1	1	0	19	
Team Rebounds	6											
Totals	22-60	4-22	9-14	33	17	57	5	17	6	6	200	
	.367	.182	.643									
CREIGHTON		fg-a	3fg-a	ft-a	reb	pf	pts	ast	to	blk	stl	min
Arthur Kaluma	5-11	0-3	3-4	5	1	13	2	2	2	1	30	
Ryan Hawkins	6-9	3-4	0-0	3	2	15	0	0	0	1	26	
Ryan Kalkbrenner	9-13	0-1	1-1	5	1	19	1	1	2	1	25	
Ryan Nembhard	4-8	2-3	0-1	4	2	10	4	6	0	3	36	
Alex O'Connell	6-9	0-1	1-2	5	2	13	4	4	1	2	31	
KeyShawn Feazzell	1-3	0-0	2-2	4	3	4	1	1	0	0	13	
Shereef Mitchell	1-2	0-1	0-0	2	2	2	1	1	0	0	13	
Sami Osmani	0-0	0-0	0-0	1	0	0	0	0	0	0	1	
John Christofilis	0-0	0-0	0-0	0	0	0	0	0	0	0	2	
Rati Andronikashvili	0-0	0-0	0-0	0	0	0	0	0	0	0	2	

GAME 7		SIU Edwardsville (2-5)		65							
Nov. 27, 2021		CHI Health Center Omaha		Omaha, Neb.							
Defining Moment: Down 56-40 with 15 minutes to play, Creighton escaped the upset with a 30-9 run that included an 11-0 spurt to end the game.											
Key Stat: SIU Edwardsville started the game 26-for-47 from the field before finishing 2-for-16 in the final 15 minutes, with seven of the last 14 misses being blocked.											
SIU EDWARDSVILLE fg-a 3fg-a ft-a reb pf pts ast to blk stl min											
DeeJuan Pruitt	5-9	0-2	3-4	5	3	13	2	3	0	0	23
Lamar Wright	4-6	0-0	2-2	2	3	10	0	0	0	1	19
Ray'Sean Taylor	8-23	1-6	0-0	10	2	17	7	3	0	1	36
Courtney Carter	2-5	0-1	0-0	6	1	4	5	1	0	2	33
Shaun Doss Jr.	2-9	0-3	0-2	6	2	4	0	0	1	1	35
Desmond Polk	1-1	0-0	0-0	0	2	0	0	0	0	0	14
Shamar Wright	5-10	0-3	3-4	7	2	13	2	3	0	0	30
Jonathan Kurtas	1-2	0-0	0-0	1	2	2	1	0	0	0	10
Team Rebounds			2		2						
Totals	28-65	1-15	8-12	39	15	65	17	12	1	5	200
	.431	.067	.667								
CREIGHTON fg-a 3fg-a ft-a reb pf pts ast to blk stl min											
Arthur Kaluma	5-9	0-1	2-4	6	0	12	1	2	1	1	24
Ryan Hawkins	5-12	2-6	2-3	7	1	14	1	1	2	5	31
Ryan Kalkbrenner	5-8	0-0	3-6	6	2	13	1	0	5	0	21
Ryan Nembhard	3-10	1-4	2-2	4	2	9	5	5	0	1	36
Alex O'Connell	4-9	2-5	1-1	3	1	11	3	0	1	0	30
KeyShawn Feazell	1-3	0-0	0-0	4	2	2	0	0	0	0	14
John Christofilis	0-1	0-1	0-0	0	0	0	0	0	0	0	4
Rati Andronikashvili	0-1	0-1	0-0	0	2	3	0	0	2	1	4
Trey Alexander	3-6	1-3	2-3	3	0	9	2	4	1	0	26
Team Rebounds			2		1						
Totals	26-59	6-21	12-19	35	10	70	16	13	9	10	200
	.441	.286	.632								
Officials: Lamar Simpson, Greg Evans, Ed Corliss											
Technical Fouls: None. Attendance: 16,417											
Team 1st 2nd Total 1stFG% 2ndFG% Total% Deadball											
SIU Edwardsville	42	23	65	.500	.333	.431	3				
Creighton	30	40	70	.355	.536	.441	3,1				

GAME 8		North Dakota State (4-3)		55							
Nov. 30, 2021		CHI Health Center Omaha		Omaha, Neb.							
Defining Moment: Creighton led 40-32 at the intermission and opened the second half on a 34-12 run.											
Key Stat: Creighton owned a 26-2 lead in points off turnovers.											
NORTH DAKOTA ST. fg-a 3fg-a ft-a reb pf pts ast to blk stl min											
Grant Nelson	3-10	2-7	1-2	5	2	9	0	4	2	0	26
Rocky Kreuzer	4-9	3-4	1-2	7	1	12	0	2	0	1	26
Willie Guy	1-3	0-2	0-0	2	2	2	2	1	0	0	21
Tyree Eady	1-3	0-2	0-0	3	0	2	4	3	0	1	29
Jarius Cook	2-8	1-3	0-0	2	2	5	0	1	0	0	26
Dezmond McKinney	3-8	1-1	6-8	4	3	13	2	2	0	0	19
Andrew Kallman	0-1	0-1	0-0	0	0	0	0	1	0	0	12
Boden Skunberg	0-0	0-0	2-2	1	0	2	0	0	0	0	5
Waleck Harden-Hayes	4-11	2-6	0-0	4	0	10	0	3	0	0	20
Andrew Morgan	0-0	0-0	0-0	4	0	0	1	0	0	1	14
Kolbe Rada	0-0	0-0	0-0	0	0	0	0	0	0	0	2
Team Rebounds			3								
Totals	18-53	9-26	10-14	35	10	55	9	17	2	3	200
	.340	.346	.714								
CREIGHTON fg-a 3fg-a ft-a reb pf pts ast to blk stl min											
Arthur Kaluma	5-6	1-1	0-0	1	3	11	2	2	2	0	21
Ryan Hawkins	1-4	1-3	0-0	3	0	3	0	1	0	0	22
Ryan Kalkbrenner	7-8	0-0	3-4	4	0	17	0	0	3	0	25
Ryan Nembhard	4-9	0-0	2-2	3	2	10	6	0	0	3	26
Alex O'Connell	4-8	2-4	0	4	1	10	2	1	0	0	19
KeyShawn Feazell	3-7	0-1	0-0	8	4	6	0	1	0	0	11
Shereef Mitchell	3-6	0-1	3-4	1	0	9	2	0	0	2	17
Sami Osmani	0-3	0-1	0-0	2	0	0	0	0	0	0	4
John Christofilis	1-1	0-0	0-0	1	0	2	0	0	0	0	8
Rati Andronikashvili	2-5	1-3	0-0	1	2	5	1	1	1	0	17
Devin Davis	0-0	0-0	0-0	1	1	0	0	0	0	0	4
Trey Alexander	2-3	1-1	0-0	0	1	5	3	0	0	2	20
Modestas Kanderis	0-1	0-0	2-2	1	0	2	0	0	1	1	6
Team Rebounds			3								
Totals	32-61	6-15	10-12	33	14	80	16	6	7	8	200
	.525	.400	.833								
Officials: Clare Aubry, Tommy Morrissey, Tony Henderson											
Technical Fouls: None. Attendance: 15,428											
Team 1st 2nd Total 1stFG% 2ndFG% Total% Deadball											
North Dakota St.	32	23	55	.500	.226	.340	2				
Creighton	40	40	80	.516	.533	.525	0				

GAME 9		#19 Iowa State (8-0)		64							
Dec. 4, 2021		CHI Health Center Omaha		Omaha, Neb.							
Defining Moment: Iowa State used a 14-4 run to go ahead 39-31 and led by five or more points the rest of the night.											
Key Stat: Creighton's 21 turnovers were its most in a game since 2008 and its five assists matched its fewest in any game under Greg McDermott.											
#19 IOWA STATE fg-a 3fg-a ft-a reb pf pts ast to blk stl min											
George Condit	3-6	0-0	2-2	3	4	8	2	0	0	1	31
Tristan Enaruna	2-5	0-0	0-0	2	0	4	0	1	0	1	15
Izaiah Brockington	3-13	2-3	4-6	7	0	12	0	3	1	2	37
Tyrese Hunter	3-9	0-2	2-4	1	1	8	6	3	0	2	30
Gabe Kaleschur	0-5	0-3	2-2	3	2	2	0	0	0	1	23
Caleb Grill	5-7	4-4	2-2	1	4	16	2	1	0	2	24
Tre Jackson	3-4	1-2	0-0	0	0	7	0	1	0	2	9
Aljaz Kunc	2-2	0-0	3-4	7	3	7	1	0	1	0	24
Robert Jones	0-0	0-0	0-0	1	5	0	0	2	0	0	7
Team Rebounds			3		3						
Totals	21-51	7-14	15-20	28	19	64	11	14	2	11	200
	.412	.500	.750								
CREIGHTON fg-a 3fg-a ft-a reb pf pts ast to blk stl min											
Arthur Kaluma	3-9	0-4	1-1	8	3	7	0	3	0	1	24
Ryan Hawkins	8-11	3-5	6-6	5	1	25	0	4	1	0	35
Ryan Kalkbrenner	2-4	0-0	2-5	10	2	6	0	1	2	0	27
Ryan Nembhard	3-10	2-3	2-2	3	2	10	2	2	0	2	34
Alex O'Connell	1-5	0-3	0-0	2	0	2	0	3	0	0	21
KeyShawn Feazell	0-1	0-0	0-0	2	2	0	0	0	0	0	14
Shereef Mitchell	0-1	0-1	2-2	3	2	1	3	0	1	1	15
Rati Andronikashvili	2-4	1-3	1-2	1	1	6	2	2	0	4	18
Devin Davis	0-0	0-0	0-0	0	0	0	0	0	0	0	0+
Trey Alexander	0-0	0-0	0-0	0	1	0	0	2	0	0	12
Team Rebounds			1		1						
Totals	19-45	6-19	14-18	34	15	58	5	21	3	8	200
	.422	.316	.778								
Officials: Jeffrey Anderson, Nathan Farrell, Bert Smith											
Technical Fouls: None. Attendance: 18,294 (sold out)											
Team 1st 2nd Total 1stFG% 2ndFG% Total% Deadball											
#19 Iowa State	23	41	64	.333	.500	.412	2				
Creighton	23	35	58	.529	.357	.422	1				

GAME 10		#24 BYU (8-2)		71							
Dec. 11, 2021		Sanford Pentagon		Sioux Falls, S.D.							
Defining Moment: After BYU scored on the first play of the game, Creighton answered with a 10-0 run and never looked back.											
Key Stat: Ryan Kalkbrenner (5) and Ryan Hawkins (2) combined for seven blocked shots before halftime to help ensure Creighton's ninth straight season with a top-25 win.											
#24 BYU fg-a 3fg-a ft-a reb pf pts ast to blk stl min											
Caleb Lohner	2-7	1-2	1-2	5	4	6	0	2	0	1	21
Te'Jon Lucas	2-8	0-2	0-0	2	1	4	3	4	0	0	22
Alex Barcello	11-20	1-1	1	2	28	4	2	0	0	33	
Trevin Kneel	2-3	2-3	-0	2	4	6	0	0	1	20	
Seneca Knight	4-10	3-5	2-2	4	4	13	3	0	0	0	27
Hunter Erickson	1-1	1-1	0-0	0	3	0	0	0	0	0	5
Atiki Ally Atiki	0-0	0-0	0-0	1	2	0	0	0	0	0	9
Gideon George	2-10	0-2	1-3	11	1	5	0	1	0	0	20
Spencer Johnson	1-4	0-1	0-0	4	1	2	2	2	1	25	
Fousseyni Traore	2-6	0-0	0-0	7	0	4	1	0	3	0	18
Team Rebounds			5		1						
Totals	27-69	12-23	5-8	42	19	71	13	15	5	3	200
	.391	.522	.625								
CREIGHTON fg-a 3fg-a ft-a reb pf pts ast to blk stl min											
Arthur Kaluma	0-5	0-1	4-4	4	3	4	2	3	0	0	25
Ryan Hawkins	10-18	4-8	1-2	8	1	25	1	0	2	0	36
Ryan Kalkbrenner	6-7	0-0	2-4	9	1	14	1	3	5	0	32
Ryan Nembhard	5-15	1-5	6-6	4	5	17	2	1	0	1	33
Alex O'Connell	5-10	3-8	2-2	4	0	15	2	1	0	2	34
KeyShawn Feazell	0-1	0-0	0-0	0	2	0	0	0	0	0	6
John Christofilis	0-0	0-0	0-0	0	0	0	0	0	0	0	0+
Rati Andronikashvili	0-1	0-0	4-5	0	1	4	3	0	0	0	11
Devin Davis	0-0	0-0	0-0	0	0	0	0	0	0	0	0+
Trey Alexander	1-3	0-2	2-2	4	1	4	2	1	0	0	23
Modestas Kanderis	0-0	0-0	0-0	0	0	0	0	0	0	0	0+
Team Rebounds			3								
Totals	27-60	8-24	21-25	36							

GAME 13		Creighton (10-3, 2-0)		75 (20T)						
Marquette (8-6, 0-3)		69								
Jan. 1, 2022		Fiserv Forum		Milwaukee, Wis.						
Defining Moment: Alex O'Connell drained a three-pointer at the end of the first overtime, and Creighton outscored MU 8-2 in double-OT.										
Key Stat: Ryan Kalkbrenner had career-highs in points (20), rebounds (12) and minutes played (44) to help CU to its first 2-0 start in BIG EAST play since 2013-14.										
CREIGHTON										
Arthur Kaluma	fg-a	3fg-a	ft-a	reb	pts	ast	to	blk	stl	min
Arthur Kaluma	2-8	1-3	0-0	6	2	5	2	6	0	28
Ryan Hawkins	6-16	5-12	1-4	12	1	18	4	1	0	47
Ryan Kalkbrenner	8-12	0-0	4-5	12	1	20	2	4	2	44
Ryan Nembhard	4-15	1-6	2-3	6	0	11	2	3	0	46
Alex O'Connell	5-11	4-7	3-4	7	3	17	1	1	0	32
KeyShawn Feazell	0-1	0-0	0-0	2	0	0	0	1	0	5
Rati Andronikashvili	1-6	0-2	0-0	1	3	2	6	1	0	23
Trey Alexander	0-3	0-1	2-3	2	3	2	0	1	0	25
Team Rebounds				6						
Totals	26-72	11-31	12-19	54	13	75	17	16	4	7 250
	.361	.355	.632							
MARQUETTE										
Justin Lewis	fg-a	3fg-a	ft-a	reb	pts	ast	to	blk	stl	min
Justin Lewis	4-18	1-4	0-0	12	3	9	1	2	3	37
Olivier-Maxence Prosper	2-5	1-3	0-0	5	4	5	1	1	0	23
Kur Kuath	0-3	0-0	0-0	1	1	0	0	0	2	17
Tyler Kolek	4-14	1-6	2-2	6	1	11	6	4	0	43
Darryl Morsell	5-13	1-4	2-3	2	3	13	2	1	1	35
Emarion Ellis	2-3	1-1	0-0	0	2	5	0	1	0	10
Stevie Mitchell	2-3	0-0	0-0	7	2	4	2	0	0	20
Greg Elliott	0-3	0-0	0-0	1	0	0	0	0	0	14
Oso Ighodaro	10-12	0-0	2-2	5	3	22	1	1	1	33
David Joplin	0-2	0-1	0-0	0	0	0	1	1	0	8
Team Rebounds				5						
Totals	29-76	5-19	6-7	44	19	69	15	11	7	9 250
	.382	.263	.857							
Officials: Bo Boroski, Jeff Clark, Pat Dincoll										
Technical Fouls: None. Attendance: 13,689										
Team	1st	2nd	OT	2OT	Total	1stFG%	2ndFG%	Total%	Deadball	
Creighton	30	28	9	8	75	.387	.346	.361	2	
Marquette	24	34	9	2	69	.379	.441	.382	1	

GAME 14		Creighton (10-4, 2-1)		41						
#19 Villanova (10-4, 3-1)		75								
Jan. 5, 2022		Finneran Pavilion		Villanova, Pa.						
Defining Moment: Villanova ended the first half on a 13-2 run and started the second half by scoring the first 10 points.										
Key Stat: Jay Wright won his 500th game as Villanova head coach while avenging CU's 79-59 win in Omaha on Dec. 17.										
CREIGHTON										
Arthur Kaluma	fg-a	3fg-a	ft-a	reb	pts	ast	to	blk	stl	min
Arthur Kaluma	3-4	1-2	0-0	2	4	7	0	3	0	22
Ryan Hawkins	0-6	0-4	0-0	5	3	0	3	1	0	27
Ryan Kalkbrenner	2-4	0-0	0-0	3	1	4	0	2	1	20
Ryan Nembhard	3-9	0-4	0-0	1	1	6	1	4	0	32
Alex O'Connell	5-11	2-7	1-1	2	0	13	1	0	0	29
KeyShawn Feazell	2-2	0-0	1-2	6	3	5	0	1	0	18
John Christofilis	0-2	0-2	0-0	0	0	0	0	0	0	7
Rati Andronikashvili	0-1	0-1	0-0	1	1	0	0	3	0	14
Devin Davis	0-0	0-0	0-0	0	0	0	0	0	0	2
Trey Alexander	1-5	0-3	3-3	1	2	5	2	0	0	24
Modestas Kanderis	0-1	0-1	1-2	1	0	1	1	1	0	5
Team Rebounds				4						
Totals	16-45	3-24	6-8	26	15	41	8	16	2	2 200
	.356	.125	.750							
#19 VILLANOVA										
Brandon Slater	fg-a	3fg-a	ft-a	reb	pts	ast	to	blk	stl	min
Brandon Slater	3-4	1-1	3-3	4	0	10	2	1	0	24
Jermaine Samuels	6-11	0-1	6-7	7	3	18	1	1	0	27
Eric Dixon	4-5	1-1	0-0	6	1	9	2	0	0	24
Collin Gillespie	4-7	3-5	0-0	3	3	11	5	1	0	23
Justin Moore	8-20	2-8	4-4	4	0	22	2	0	1	31
Bryan Antoine	1-5	1-4	0-0	3	1	3	2	0	0	26
Chris Arcidiacono	0-3	0-3	0-0	2	0	0	1	1	0	18
Trey Patterson	0-0	0-0	0-0	1	0	0	0	0	0	3
Jordan Longino	0-1	0-0	2-2	3	1	2	1	1	0	21
Nnanna Njoku	0-1	0-0	0-0	1	1	0	0	0	0	3
Team Rebounds				1						
Totals	26-57	8-23	15-16	35	11	75	16	6	2	7 200
	.456	.348	.938							
Officials: John Gaffney, Tim Clougherty, Tony Henderson										
Technical Fouls: None. Attendance: 6,501 (sold out)										
Team	1st	2nd	Total	1stFG%	2ndFG%	Total%	Deadball			
Creighton	22	19	41	.450	.280	.356	1			
#19 Villanova	36	39	75	.429	.483	.456	1			

GAME 15		Creighton (10-5, 2-2)		73						
#17 Xavier (13-3, 3-2)		80								
Jan. 15, 2022		Cintas Center		Cincinnati, Ohio						
Defining Moment: Xavier took the lead for good during a 19-4 run in the second half.										
Key Stat: Creighton had 21 turnovers in the game, which Xavier converted into 19 points.										
CREIGHTON										
Arthur Kaluma	fg-a	3fg-a	ft-a	reb	pts	ast	to	blk	stl	min
Arthur Kaluma	3-5	0-2	1-2	5	5	7	0	3	1	28
Ryan Hawkins	4-8	3-5	2-2	13	4	13	0	2	0	37
Ryan Kalkbrenner	4-8	0-0	0-0	5	2	8	4	3	5	31
Ryan Nembhard	8-21	1-6	1-1	2	3	18	6	3	0	36
Alex O'Connell	7-10	4-6	4-4	6	1	22	1	5	0	36
KeyShawn Feazell	0-1	0-0	0-0	2	1	0	0	0	0	7
Rati Andronikashvili	0-0	0-0	0-0	0	1	0	1	0	0	5
Devin Davis	0-0	0-0	0-0	0	0	0	0	0	0	0+
Trey Alexander	2-3	1-2	0-1	2	3	5	2	4	0	20
Team Rebounds				1						
Totals	28-56	9-21	8-10	36	20	73	14	21	8	5 200
	.500	.429	.800							
#17 XAVIER										
Jermone Hunter	fg-a	3fg-a	ft-a	reb	pts	ast	to	blk	stl	min
Jermone Hunter	3-6	2-3	2-4	0	0	10	0	1	1	22
Zach Freemantle	6-16	0-2	1-4	11	1	13	1	2	0	33
Paul Scruggs	4-11	0-1	5-6	2	4	13	5	1	0	34
Colby Jones	6-9	0-0	4-7	3	16	2	0	0	2	31
Nate Johnson	1-3	1-2	0-0	0	1	3	0	1	0	23
Adam Kunkel	5-9	2-5	0-0	0	1	12	0	1	0	20
Dwon Odum	0-0	0-0	1-2	4	2	1	4	1	0	15
Jack Nunge	3-11	0-3	6-6	6	0	12	1	2	2	22
Team Rebounds				3						
Totals	28-65	5-16	19-29	35	12	80	13	9	3	11 200
	.431	.313	.655							
Officials: John Gaffney, Brent Hampton, Wally Rutecki										
Technical Fouls: None. Attendance: 10,224 (sold out)										
Team	1st	2nd	Total	1stFG%	2ndFG%	Total%	Deadball			
Creighton	34	39	73	.600	.419	.500	1			
#17 Xavier	29	51	80	.367	.486	.431	4,1			

GAME 16		St. John's (10-6, 2-3)		64						
Creighton (11-5, 3-2)		87								
Jan. 19, 2022		CHI Health Center Omaha		Omaha, Neb.						
Defining Moment: Alex O'Connell scored 10 points in a span of 52 seconds as Creighton built a 42-28 lead.										
Key Stat: Alex O'Connell (28), Arthur Kaluma (20) and Trey Alexander (11) each had career-high point totals for the Bluejays.										
ST. JOHN'S										
Julian Champagnie	fg-a	3fg-a	ft-a	reb	pts	ast	to	blk	stl	min
Julian Champagnie	7-21	2-7	1-1	4	0	17	1	0	0	34
Joel Soriano	1-1	0-0	0-0	1	1	2	0	1	0	12
Josh Alexander	4-8	0-1	1-2	2	0	9	3	2	0	29
Dylan Addae-Wusu	4-10	1-3	1-4	7	2	10	8	2	0	27
Montez Mathis	1-8	0-2	0-2	4	2	2	1	2	0	23
Aaron Wheeler	7-10	2-3	0-0	6	2	16	3	1	2	27
Stef Smith	1-6	0-3	0-0	2	1	2	2	1	0	22
O'Mar Stanley	2-5	0-0	2-2	1	3	6	0	0	1	12
Tareq Coburn	0-1	0-1	0-0	0	0	0	0	0	0	2
Esahia Nyiwe	0-0	0-0	0-0	1	0	0	0	1	0	6
Team Rebounds				3						
Totals	27-70	5-20	5-12	31	11	64	18	10	3	13 200
	.386	.250	.417							
CREIGHTON										
Arthur Kaluma	fg-a	3fg-a	ft-a	reb	pts	ast	to	blk	stl	min
Arthur Kaluma	8-11	4-5	0-2	5	1	20	1	5	0	26
Ryan Hawkins	4-9	3-5	2-2	5	0	13	2	0	0	29
Ryan Kalkbrenner	3-5	0-0	3-4	11	0	9	3	2	2	26
Ryan Nembhard	2-6	0-2	0-0	4	3	4	3	3	0	25
Alex O'Connell	9-14	6-9	4-4	7	1	28	2	3	0	35
KeyShawn Feazell	0-2	0-0	0-0	5	2	0	0	1	0	11
Sami Osmani	0-0	0-0	0-0	1	1	0	0	0	0	2
John Christofilis	0-3	0-2	0-0	0	0	0	0	0	0	4
Rati Andronikashvili	1-4	0-2	0-0	2	2	4	2	0	0	16
Devin Davis	0-1	0-0	0-0	0	0	0	0	0	0	2
Trey Alexander	4-6	1-2	2-3	5	3	11	4	2	0	21
Modestas Kanderis	0-1	0-0	0-0	1	0	0	0	0	0	3
Team Rebounds				1						
Totals	31-62									

GAME 19		#21 Xavier (15-5, 5-4)	74								
		Creighton (12-7, 4-4)	64								
Jan. 29, 2022		CHI Health Center Omaha	Omaha, Neb.								
Defining Moment: After Creighton bolted to a 36-19 halftime lead, Xavier stunned the sold crowd of 17,850 with a 29-2 run to open the second half to upend the hosts at its annual Pink Out game.											
Key Stat: Xavier made 9-of-12 three-pointers in the second half, while Creighton shot 1-for-11 from deep after intermission.											
#21 XAVIER	fg-a	3fg-a	ft-a	reb	pf	pts	ast	to	blk	stl	min
Jack Nunge	6-9	4-6	0-0	8	4	16	0	1	1	0	28
Zach Freemantle	7-16	0-2	2-4	8	2	16	1	3	0	0	36
Paul Scruggs	7-15	1-1	3-6	5	2	18	8	0	1	1	35
Colby Jones	1-7	0-1	0-0	9	2	2	4	0	1	2	38
Nate Johnson	5-10	5-7	0-0	3	1	15	0	1	1	3	35
Adam Kunkel	0-3	0-0	0-0	0	0	0	1	1	0	2	13
Dwon Odum	0-0	0-0	5-6	3	1	5	0	0	0	0	7
Jerome Hunter	1-4	0-2	0-0	3	2	2	0	1	0	0	8
Team Rebounds				3				3			
Totals	27-64	10-19	10-16	42	14	74	14	10	4	8	200
	.422	.526	.625								
CREIGHTON	fg-a	3fg-a	ft-a	reb	pf	pts	ast	to	blk	stl	min
Arthur Kaluma	4-8	0-3	0-0	4	1	8	2	2	1	1	25
Ryan Hawkins	3-8	0-4	0-0	4	4	6	2	2	0	1	34
Ryan Kalkbrenner	3-7	0-0	7-7	8	2	13	0	3	2	0	34
Ryan Nembhard	9-19	3-6	2-2	2	3	23	2	2	0	1	39
Alex O'Connell	3-12	3-8	2-2	3	2	11	1	0	0	1	35
KeyShawn Feazell	0-0	0-0	0-2	2	1	0	0	1	0	2	6
Rati Andronikashvili	0-0	0-0	0-0	0	0	0	0	1	1	0	6
Trey Alexander	1-2	0-0	1-1	5	4	3	1	1	2	0	21
Team Rebounds				5				1			
Totals	23-56	6-21	12-15	33	17	64	8	13	6	6	200
	.411	.286	.800								
Officials: Brian O'Connell, Matt Potter, Tony Chiazza											
Technical Fouls: None. Attendance: 17,850 (sold out)											
Team	1st	2nd	Total	1stFG%	2ndFG%	Total%	Deadball				
#21 Xavier	19	55	74	.229	.655	.422	2				
Creighton	36	28	64	.517	.296	.411	2				

GAME 20		Creighton (13-7, 5-4)	59								
		#17 Connecticut (15-5, 6-3)	55								
Feb. 1, 2022		XL Center	Hartford, Conn.								
Defining Moment: Trey Alexander (11), Ryan Hawkins (10) and Alex O'Connell (6) scored all 27 of Creighton's points in the second half as hold off a late push by the host Huskies.											
Key Stat: Creighton held UConn to 29.9 percent shooting, including 14-of-35 shooting from the paint, to improve to 4-0 all-time against the Huskies.											
CREIGHTON	fg-a	3fg-a	ft-a	reb	pf	pts	ast	to	blk	stl	min
Arthur Kaluma	3-11	1-4	0-0	7	3	7	2	2	0	1	36
Ryan Hawkins	8-12	4-5	3-3	11	3	23	0	2	0	0	36
Ryan Kalkbrenner	2-6	0-0	0-0	6	0	4	0	1	1	0	22
Ryan Nembhard	2-8	2-4	0-0	1	0	6	1	4	0	0	35
Alex O'Connell	3-8	0-3	0-0	10	2	6	1	2	0	2	38
KeyShawn Feazell	1-4	0-0	0-0	0	2	2	0	1	0	0	7
Rati Andronikashvili	0-0	0-0	0-0	0	0	0	0	1	0	0	2
Trey Alexander	3-7	0-1	5-6	5	1	11	3	0	1	0	24
Team Rebounds				2				1			
Totals	22-56	7-17	8-9	42	11	59	7	14	2	3	200
	.393	.412	.889								
#17 CONNECTICUT	fg-a	3fg-a	ft-a	reb	pf	pts	ast	to	blk	stl	min
Isaiah Whaley	8-13	4-8	0-0	6	0	20	0	1	4	0	33
Adama Sanogo	3-10	0-0	2-2	9	1	8	1	0	1	1	29
RJ Cole	5-16	0-3	3-5	9	2	13	3	2	1	3	34
Tyrese Martin	2-9	0-2	3-5	3	1	7	1	0	0	0	35
Andre Jackson	2-11	1-3	0-0	8	4	5	1	3	0	2	34
Jalen Gaffney	0-1	0-0	0-0	0	3	0	1	1	0	1	6
Akoki Akok	0-0	0-0	0-0	1	0	0	0	0	0	0	2
Tyler Polley	0-4	0-2	2-2	1	2	1	0	0	0	1	21
Jordan Hawkins	0-3	0-3	0-0	1	0	0	0	0	0	0	6
Team Rebounds				5				2			
Totals	20-67	5-21	10-14	43	12	55	8	9	6	8	200
	.299	.238	.714								
Officials: Pat Driscoll, Doug Shows, Evon Burroughs											
Technical Fouls: None. Attendance: 10,443											
Team	1st	2nd	Total	1stFG%	2ndFG%	Total%	Deadball				
Creighton	32	27	59	.400	.385	.393	0				
#17 Connecticut	22	33	55	.286	.313	.299	1				

GAME 21		Creighton (13-8, 5-5)	55								
		Seton Hall (14-7, 5-6)	74								
Feb. 4, 2022		Prudential Center	Newark, N.J.								
Defining Moment: Seton Hall raced to leads of 11-0 and 23-3 and never trailed.											
Key Stat: Creighton made just three of its first 23 field goal attempts over the first 16 minutes.											
CREIGHTON	fg-a	3fg-a	ft-a	reb	pf	pts	ast	to	blk	stl	min
Arthur Kaluma	3-10	0-3	3-4	8	0	9	2	1	0	2	29
Ryan Hawkins	0-5	0-3	2-2	1	2	2	0	1	0	1	30
Ryan Kalkbrenner	2-9	1-4	1-2	7	1	6	0	2	1	0	28
Ryan Nembhard	5-11	1-4	0-0	5	2	11	5	3	0	1	35
Alex O'Connell	5-12	2-6	0-0	7	1	12	1	2	0	1	31
KeyShawn Feazell	0-0	0-0	2-2	0	1	2	0	0	0	0	6
John Christofilis	1-3	0-1	0-0	1	0	2	0	0	0	0	8
Rati Andronikashvili	1-3	0-0	0-0	0	1	2	0	0	0	0	5
Trey Alexander	4-5	1-1	0-0	2	3	9	0	3	0	0	25
Modestas Kancleris	0-0	0-0	0-0	1	0	0	0	0	0	0	3
Team Rebounds				2				1			
Totals	21-58	5-22	8-10	34	11	55	8	13	1	5	200
	.362	.227	.800								
SETON HALL	fg-a	3fg-a	ft-a	reb	pf	pts	ast	to	blk	stl	min
Tray Jackson	2-7	1-3	0-0	5	2	5	0	0	0	1	19
Jared Rhoden	4-12	1-3	2-2	6	1	11	1	0	0	2	29
Ike Obiagu	3-7	0-0	0-0	6	4	2	0	2	4	1	21
Kadary Richmond	5-9	2-3	2-2	3	2	14	7	3	1	1	29
Myles Gale	4-8	1-2	3-4	1	0	12	3	2	0	1	33
Tyrese Samuel	5-6	0-1	1-2	4	2	11	2	1	2	1	18
Alexis Yetna	2-3	2-3	0-0	8	2	6	0	2	0	0	20
Jamir Harris	5-10	3-6	0-0	1	1	13	1	1	0	0	28
Jonnivius Smith	0-0	0-0	0-0	0	0	0	0	0	0	0	1
Tyler Powell	0-0	0-0	0-0	0	0	0	0	0	0	0	2
Team Rebounds				1				2			
Totals	28-57	10-21	8-10	35	14	74	14	13	7	7	200
	.491	.476	.800								
Officials: Jeffrey Anderson, John Gaffney, Brent Hampton											
Technical Fouls: None. Attendance: 9,062											
Team	1st	2nd	Total	1stFG%	2ndFG%	Total%	Deadball				
Creighton	16	39	55	.250	.467	.362	0				
Seton Hall	37	37	74	.412	.609	.491	1				

GAME 22		Butler (11-13, 4-9)	52								
		Creighton (14-8, 6-5)	54								
Feb. 8, 2022		CHI Health Center Omaha	Omaha, Neb.								
Defining Moment: After Butler took their lead with 1:05 left, Creighton's Ryan Nembhard scored a go-ahead lay-up with 32.0 seconds left, then drained an insurance free throw with 8.1 left to precede CU's last-second defensive stand.											
Key Stat: Creighton improved to 5-0 in home games this season when trailing at halftime.											
BUTLER	fg-a	3fg-a	ft-a	reb	pf	pts	ast	to	blk	stl	min
Bryce Nze	2-6	0-2	2-5	7	3	6	1	1	0	0	32
Bryce Golden	4-11	0-2	1-3	9	3	9	2	1	0	1	27
Bo Hodges	4-10	2-4	0-0	9	0	10	1	2	2	0	36
Aaron Thompson	3-7	1-1	2-2	3	3	9	2	3	0	3	36
Chuck Harris	0-4	0-1	1-2	1	2	1	1	2	0	0	18
D.J. Hughes	0-0	0-0	0-0	0	0	0	0	0	0	0	1
Ty Groce	0-1	0-0	0-0	0	0	0	0	0	0	0	3
Jayden Taylor	5-9	1-2	2-2	4	3	13	0	1	0	0	28
Simas Lukosius	1-6	0-4	2-2	2	4	4	0	1	0	1	18
Jair Bolden	0-1	0-1	0-0	0	0	0	0	0	0	0	1
Team Rebounds				3							
Totals	19-55	4-17	10-16	37	16	52	7	11	2	5	200
	.345	.235	.625								
CREIGHTON	fg-a	3fg-a	ft-a	reb	pf	pts	ast	to	blk	stl	min
Arthur Kaluma	5-13	0-3	6-6	7	2	16	1	2	2	0	25
Ryan Hawkins	6-9	2-4	1-2	2	4	15	1	1	0	0	36
Ryan Kalkbrenner	0-3	0-0	1-3	4	1	1	1	2	0	0	30
Ryan Nembhard	2-8	0-3	1-2	2	2	5	2	3	0	2	36
Alex O'Connell	3-9	1-5	0-0	10	3	7	1	0	1	1	32
KeyShawn Feazell	1-2	0-0	0-0	0	1	2	0	1	2	0	9
Rati Andronikashvili	0-1	0-0	0-0	2	1	0	2	2	0	0	8
Trey Alexander	2-4	1-2	3-3	3	1	8	1	0	0	0	24
Team Rebounds				4				1			
Totals	19-49	4-17	12-16	34	15	54	9	12	6	3	200
	.388	.235	.750								
Officials: Mike Roberts, Earl Walton, Tony Chiazza											
Technical Fouls: Creighton bench (1). Attendance: 15,375											
Team	1st	2nd	Total	1stFG%	2ndFG%	Total%	Deadball				
Butler	30	22	52	.419	.250	.349	3				
Creighton	26	28	54	.346	.435	.388					

GAME 25		Creighton (17-8, 9-5)		71							
Feb. 17, 2022		DePaul (12-13, 3-12)		59							
Wintrust Arena		Chicago, Ill.									
Defining Moment: A dunk by Ryan Kalkbrenner and a four-point play by Ryan Hawkins helped Creighton break open a close game and move the lead into double-digits for the first time.											
Key Stat: Ryan Hawkins had 25 points and 11 rebounds, the fifth time in as many road wins that the sixth-year senior had a double-double.											
CREIGHTON	fg-a	3fg-a	ft-a	reb	pf	pts	ast	to	blk	stl	min
Ryan Hawkins.....	9-17	4-9	3-5	11	2	25	3	4	0	0	40
Ryan Kalkbrenner.....	5-7	0-0	2-4	13	3	12	0	1	2	1	35
Ryan Nembhard.....	8-18	1-6	2-2	3	1	19	6	3	0	1	40-
Alex O'Connell.....	1-6	0-3	6-7	4	4	8	0	2	0	0	27
Trey Alexander.....	0-7	0-2	0-0	5	4	0	2	0	0	1	28
KeyShawn Feazell.....	1-1	1-1	0-0	1	0	3	0	0	0	0	5
Rati Andronikashvili.....	1-5	0-1	2-2	2	4	4	0	1	0	1	25
Team Rebounds.....				4							
Totals.....	25-61	6-22	15-20	43	18	71	11	11	2	4	200
	.410	.273	.750								
DEPAUL	fg-a	3fg-a	ft-a	reb	pf	pts	ast	to	blk	stl	min
David Jones.....	0-0	0-0	0-0	2	0	0	0	0	0	0	3
Brandon Johnson.....	1-5	1-3	0-0	5	4	3	2	3	0	0	37
Nick Ongenda.....	2-5	0-0	0-3	4	3	4	2	2	2	2	23
Jalen Terry.....	6-11	2-5	4-4	6	2	18	2	2	0	0	40
Javon Freeman-Liberty.....	4-22	1-4	9-12	13	2	18	1	3	1	0	29
Philmon Gebrewhit.....	0-3	0-1	0-0	2	1	0	0	0	0	0	14
Yor Anel.....	2-2	0-0	0-0	2	0	4	0	1	1	2	17
Courvoisier McCauley.....	5-11	1-4	1-3	3	4	12	2	0	0	2	37
Team Rebounds.....				3							
Totals.....	20-59	5-17	14-22	40	16	59	9	11	4	6	200
	.339	.294	.636								
Officials: Brent Hampton, Tommy Morrissey, Lee Cassell											
Technical Fouls: None. Attendance: 2,561											
Team	1st	2nd	Total	1stFG%	2ndFG%	Total%	Deadball				
Creighton	33	38	71	.343	.500	.410	2				
DePaul	31	28	59	.400	.276	.339	3				

GAME 26		Marquette (17-10, 9-7)		82							
Feb. 20, 2022		Creighton (18-8, 10-5)		83							
CHI Health Center Omaha		Omaha, Neb.									
Defining Moment: Creighton forced a pair of turnovers in the final 10 seconds of a one-score game.											
Key Stat: After scoring 78 points in 64 possessions during the first 35 minutes of the game, Marquette scored just four points on nine possessions in the last five minutes.											
MARQUETTE	fg-a	3fg-a	ft-a	reb	pf	pts	ast	to	blk	stl	min
Justin Lewis.....	5-13	0-3	1-2	7	2	11	2	5	0	0	34
Oliver-Masence Prosper.....	1-5	0-1	1-2	3	2	3	0	1	0	0	20
Kur Kuath.....	5-5	0-0	0-1	7	3	10	1	0	1	2	24
Tyler Kolek.....	2-4	1-1	2-2	1	2	7	1	3	0	0	15
Darryl Morsell.....	11-18	1-3	0-0	2	3	23	2	5	0	2	36
Kam Jones.....	7-11	4-6	0-1	2	18	0	1	1	0	0	25
Stevie Mitchell.....	0-0	0-0	0-0	0	0	0	1	0	0	0	2
Greg Elliott.....	3-7	0-2	0-0	3	0	6	1	1	0	3	27
Oso Ighodaro.....	1-1	0-0	2-3	2	4	4	0	0	1	0	16
David Joplin.....	0-0	0-0	0-0	0	1	0	0	0	0	0	1
Team Rebounds.....				4							
Totals.....	35-64	6-16	6-10	30	19	82	8	16	3	7	200
	.547	.375	.600								
CREIGHTON	fg-a	3fg-a	ft-a	reb	pf	pts	ast	to	blk	stl	min
Ryan Hawkins.....	7-13	0-3	3-4	9	0	17	3	3	0	3	40-
Ryan Kalkbrenner.....	8-9	0-0	5-6	7	4	21	0	0	3	2	37
Ryan Nembhard.....	6-11	4-6	2-3	3	1	18	5	6	0	1	39
Alex O'Connell.....	5-13	3-9	0-2	1	0	13	5	2	0	2	35
Trey Alexander.....	4-9	1-2	4-4	8	0	13	3	1	0	1	37
KeyShawn Feazell.....	0-0	0-0	0-0	0	2	0	0	1	0	0	3
Rati Andronikashvili.....	0-1	0-1	1-2	0	1	1	0	0	0	2	9
Modestas Kanderis.....	0-0	0-0	0-0	0	0	0	0	0	0	0	0+
Team Rebounds.....				2							
Totals.....	30-56	8-21	15-21	30	8	83	16	15	3	11	200
	.536	.381	.714								
Officials: James Breeding, Matt Potter, Tony Chiazza											
Technical Fouls: None. Attendance: 18,192 (sold out)											
Team	1st	2nd	Total	1stFG%	2ndFG%	Total%	Deadball				
Marquette	46	36	82	.526	.577	.547	1				
Creighton	46	37	83	.571	.500	.536	4				

GAME 27		Creighton (19-10, 11-5)		81							
Feb. 23, 2022		St. John's (15-12, 7-9)		78							
Carnesecca Arena		Queens, N.Y.									
Defining Moment: Creighton trailed 58-57 with 12:55 left when Ryan Nembhard suffered a season-ending wrist injury, but the Bluejays would rally to win.											
Key Stat: Creighton made three straight defensive stops in the final 20 seconds to preserve the win.											
CREIGHTON	fg-a	3fg-a	ft-a	reb	pf	pts	ast	to	blk	stl	min
Ryan Hawkins.....	10-18	4-10	1-1	12	2	25	2	5	2	0	37
Ryan Kalkbrenner.....	8-13	0-0	3-4	7	2	19	1	3	2	1	34
Ryan Nembhard.....	2-6	0-3	0-0	3	2	4	7	0	0	1	27
Alex O'Connell.....	1-8	1-7	0-1	5	0	3	2	0	0	0	33
Trey Alexander.....	7-10	1-2	1-3	5	2	16	6	4	0	1	33
KeyShawn Feazell.....	1-2	0-0	0-0	2	0	2	0	1	0	0	4
Rati Andronikashvili.....	0-1	0-0	0-0	0	1	0	1	0	0	0	13
Arthur Kaluma.....	4-6	1-2	3-3	6	2	12	1	3	0	0	19
Team Rebounds.....				2							
Totals.....	33-64	7-24	8-12	42	11	81	20	17	4	3	200
	.516	.292	.667								
ST. JOHN'S	fg-a	3fg-a	ft-a	reb	pf	pts	ast	to	blk	stl	min
Aaron Wheeler.....	1-10	1-4	0-0	9	3	3	1	0	0	0	24
Julian Champagne.....	3-16	1-2	1-2	6	2	8	3	0	1	0	34
Esahia Nyiwe.....	3-6	1-1	0-0	5	3	7	1	3	2	1	19
Posh Alexander.....	6-11	0-1	1-2	6	1	13	3	1	0	2	36
Montez Mathis.....	6-12	1-3	2-3	2	3	15	2	0	0	2	27
Stef Smith.....	5-6	2-3	1-2	0	13	2	0	0	0	1	19
O'Mar Stanley.....	7-8	0-0	0-0	3	3	14	0	1	0	1	12
Dylan Addae-Wusu.....	1-6	0-3	0-0	4	0	2	5	1	0	1	18
Tareq Coburn.....	0-2	0-1	0-0	0	0	0	0	0	0	0	5
Rafael Pinzon.....	1-3	1-1	0-0	1	0	3	1	0	0	1	6
Team Rebounds.....				2							
Totals.....	33-80	7-19	5-9	38	15	78	18	6	3	9	200
	.414	.368	.556								
Officials: Pat Driscoll, Brian O'Connell, Ed Corliss											
Technical Fouls: None. Attendance: 4,542											
Team	1st	2nd	Total	1stFG%	2ndFG%	Total%	Deadball				
Creighton	39	42	81	.471	.567	.516	1				
St. John's	46	32	78	.488	.333	.413	4				

GAME 28		Creighton (19-9, 11-6)		51							
Feb. 26, 2022		#11 Providence (24-3, 14-2)		72							
Dunkin' Donuts Center		Providence, R.I.									
Defining Moment: Providence clinched its first BIG EAST regular-season title in program history with a win on Senior Night.											
Key Stat: Creighton had season-lows in field goal percentage (.305), assists (4) and steals (1).											
CREIGHTON	fg-a	3fg-a	ft-a	reb	pf	pts	ast	to	blk	stl	min
Arthur Kaluma.....	3-10	0-4	0-1	4	2	6	1	1	0	0	28
Ryan Hawkins.....	3-9	2-6	2-3	10	0	10	0	2	0	0	37
Ryan Kalkbrenner.....	3-8	0-2	7-8	9	2	13	0	1	3	0	31
Alex O'Connell.....	5-14	2-8	0-0	4	0	12	1	0	0	0	36
Trey Alexander.....	4-12	1-4	1-2	5	3	10	2	2	0	1	34
KeyShawn Feazell.....	0-1	0-1	0-0	1	0	0	0	0	0	0	8
Sami Osmani.....	0-0	0-0	0-1	0	0	0	0	0	0	0	2
Rati Andronikashvili.....	0-5	0-1	0-0	1	3	0	0	1	0	0	21
Modestas Kanderis.....	0-0	0-0	0-0	0	0	0	0	0	0	0	3
Team Rebounds.....				0							
Totals.....	18-59	5-26	10-15	34	10	51	4	8	3	1	200
	.305	.192	.667								
CREIGHTON	fg-a	3fg-a	ft-a	reb	pf	pts	ast	to	blk	stl	min
Noah Horchler.....	1-4	0-3	2-2	9	1	4	0	0	1	0	37
Justin Minaya.....	2-6	1-5	0-0	11	2	5	3	1	0	0	33
Nate Watson.....	6-14	0-0	0-1	5	2	12	0	0	0	0	25
Aljami Durham.....	5-10	0-1	2-2	1	3	12	5	1	0	2	28
A.J. Reeves.....	8-13	7-10	0-0	2	0	23	2	0	0	0	

GAME 31		Marquette (19-12)		63							
		Creighton (21-10)		74							
March 10, 2022		Madison Square Garden		New York, N.Y.							
Defining Moment: After Marquette whittled Creighton's lead to two in the closing minutes, CU ended the game on an 11-2 run.											
Key Stat: Creighton outbounded MU 39-27 and outscored the Golden Eagles 13-2 in second chance points.											
MARQUETTE	fg-a	3fg-a	ft-a	reb	pf	pts	ast	to	blk	stl	min
Justin Lewis	6-14	1-7	4-4	7	2	17	0	2	1	2	3
Olivier-Maxence Prosper	3-6	2-3	1-1	1	3	9	0	1	0	0	23
Kur Kuath	1-2	0-0	0-0	1	2	2	1	2	0	1	14
Tyler Kolek	2-7	2-5	0-0	7	1	6	6	3	0	1	38
Darryl Morsell	7-16	2-5	2-2	1	3	18	1	3	1	1	34
Kam Jones	3-7	2-5	0-0	1	0	8	0	1	0	2	14
Stevie Mitchell	0-0	0-0	0-0	0	0	0	0	0	0	0	2
Greg Elliott	1-6	0-3	1-1	2	1	3	1	1	0	0	15
Oso Ighodaro	0-0	0-0	0-0	2	2	0	0	2	0	0	15
David Joplin	0-0	0-0	0-0	0	0	0	1	0	0	0	12
Team Rebounds				5							
Totals	23-58	9-28	8-8	27	14	63	10	15	2	7	200
	.397	.321	1.000								
CREIGHTON	fg-a	3fg-a	ft-a	reb	pf	pts	ast	to	blk	stl	min
Arthur Kaluma	5-9	1-3	3-3	3	3	14	1	2	0	1	24
Ryan Hawkins	7-12	4-7	0-0	6	0	18	1	3	0	3	40
Ryan Kalkbrenner	5-6	0-0	4-6	9	1	14	3	2	2	1	34
Alex O'Connell	4-11	1-5	0-0	9	3	9	1	2	0	1	37
Trey Alexander	4-13	0-1	3-4	6	2	11	8	4	1	2	39
KeyShawn Feazell	2-2	0-0	1-1	1	1	5	0	0	0	0	5
Rati Andronikashvili	1-4	1-1	0-0	2	2	3	0	3	0	2	20
Devin Davis	0-0	0-0	0-0	0	0	0	0	0	0	0	1
Team Rebounds				3						1	
Totals	28-57	7-17	11-14	39	12	74	14	17	3	10	200
	.491	.412	.786								
Officials: John Gaffney, Tim Clougherty, Jeff Clark											
Technical Fouls: None. Attendance: 19,812 (sold out)											
Team	1st	2nd	Total	1stFG%	2ndFG%	Total%	Deadball				
Marquette	26	37	63	.370	.419	.397	0				
Creighton	29	45	74	.333	.667	.491	1				

GAME 32		Creighton (22-10)		85							
		#11 Providence (25-5)		58							
March 11, 2022		Madison Square Garden		New York, N.Y.							
Defining Moment: Creighton blew open a 25-25 game with a 31-2 run that spanned halftime.											
Key Stat: Freshman Arthur Kaluma scored 15 points in the first half and classmate Trey Alexander scored 15 points in the second half as Creighton improved to 4-0 in BIG EAST Tournament semifinals.											
CREIGHTON	fg-a	3fg-a	ft-a	reb	pf	pts	ast	to	blk	stl	min
Arthur Kaluma	6-12	2-5	3-3	4	5	17	1	1	0	2	28
Ryan Hawkins	4-11	0-5	0-1	12	2	8	1	2	1	0	36
Ryan Kalkbrenner	6-8	0-0	3-4	9	2	15	1	1	4	0	25
Alex O'Connell	5-10	4-6	4-4	3	3	18	3	1	0	1	34
Trey Alexander	5-6	1-2	4-4	3	2	15	2	3	1	1	24
KeyShawn Feazell	1-3	0-1	0-0	5	2	2	2	0	1	0	15
Sami Osmani	0-1	0-1	0-0	0	0	0	0	0	0	0	2
Rati Andronikashvili	2-5	1-2	2-4	4	1	7	3	2	0	1	29
Devin Davis	1-1	1-1	0-0	0	1	3	0	0	0	0	4
Modestas Kancleris	0-0	0-0	0-0	1	0	0	0	0	0	1	3
Team Rebounds				1							
Totals	30-57	9-23	16-20	42	18	85	13	10	7	6	200
	.526	.391	.800								
#11 PROVIDENCE	fg-a	3fg-a	ft-a	reb	pf	pts	ast	to	blk	stl	min
Noah Horchler	0-3	0-3	2-2	5	3	2	0	1	0	0	30
Justin Minaya	1-7	0-5	1-3	6	1	3	1	0	0	2	27
Nate Watson	2-7	0-0	1-2	1	1	5	1	0	0	0	25
Al Durham	7-12	2-4	5-5	5	3	21	3	2	0	0	32
A.J. Reeves	4-12	0-5	0-1	4	2	8	1	1	0	1	22
Jared Bynum	2-12	0-4	1-2	5	0	5	0	0	0	1	27
Ed Crosswell	0-4	0-0	2-2	5	1	2	0	1	0	2	14
Alyn Breed	3-6	0-1	1-3	1	4	7	0	1	0	0	11
Brycen Goodine	1-2	1-2	2-2	2	2	5	0	0	0	0	8
Andrew Font	0-0	0-0	0-0	1	0	0	0	1	0	0	4
Team Rebounds				5						2	
Totals	20-65	3-24	15-22	40	17	58	6	9	0	6	200
	.308	.125	.682								
Officials: James Breeding, Jeff Clark, Tim Clougherty											
Technical Fouls: None. Attendance: 19,812 (sold out)											
Team	1st	2nd	Total	1stFG%	2ndFG%	Total%	Deadball				
Creighton	42	43	85	.517	.536	.526	0				
#11 Providence	27	31	58	.278	.345	.308	1				

GAME 33		Creighton (22-11)		48							
		#8 Villanova (26-7)		54							
March 12, 2022		Madison Square Garden		New York, N.Y.							
Defining Moment: Collin Gillespie buried back-to-back three-pointers to give Villanova a 50-45 lead with 2:05 left.											
Key Stat: Collin Gillespie scored all 17 of his points after halftime to help send Creighton to a fourth consecutive loss in a BIG EAST Tournament title game.											
CREIGHTON	fg-a	3fg-a	ft-a	reb	pf	pts	ast	to	blk	stl	min
Arthur Kaluma	4-12	0-5	1-2	12	3	9	3	4	0	0	38
Ryan Hawkins	1-10	0-5	0-0	8	3	2	1	0	0	0	37
Ryan Kalkbrenner	8-11	0-0	3-4	8	2	19	1	2	3	0	36
Alex O'Connell	4-13	2-11	0-0	3	2	10	2	3	0	1	34
Trey Alexander	2-10	1-6	3-4	5	3	8	2	0	0	2	40
KeyShawn Feazell	0-0	0-0	0-0	1	0	0	0	0	0	0	5
Rati Andronikashvili	0-2	0-2	0-0	0	0	0	0	2	0	0	10
Team Rebounds				3							
Totals	19-58	3-29	7-10	40	13	48	9	11	3	3	200
	.328	.103	.700								
#8 VILLANOVA	fg-a	3fg-a	ft-a	reb	pf	pts	ast	to	blk	stl	min
Brandon Slater	2-5	1-3	0-0	7	3	5	0	1	0	2	34
Jermaine Samuels	2-7	0-4	1-1	8	2	5	2	2	0	1	24
Eric Dixon	2-4	0-1	0-0	3	1	4	1	3	0	0	15
Collin Gillespie	5-14	3-8	4-4	7	1	17	5	1	0	2	35
Justin Moore	5-15	3-8	3-6	6	0	16	0	0	0	0	39
Chris Arcidiacono	0-0	0-0	0-0	2	0	0	1	0	0	0	6
Caleb Daniels	3-8	1-6	0-1	5	3	7	0	1	0	1	35
Jordan Longino	0-4	0-2	0-0	0	0	0	0	0	0	0	12
Team Rebounds				1						1	
Totals	19-57	8-32	8-12	39	10	54	9	9	0	6	200
	.333	.250	.667								
Officials: Pat Driscoll, Mike Roberts, Lamar Simpson											
Technical Fouls: None. Attendance: 19,812 (sold out)											
Team	1st	2nd	Total	1stFG%	2ndFG%	Total%	Deadball				
Creighton	18	30	48	.320	.333	.328	1,1				
#8 Villanova	19	35	54	.296	.367	.333	3				

Creighton Basketball Social Media Directory						
Name	Instagram		Twitter			
Creighton Basketball	@BluejayMBB		@BluejayMBB			
Greg McDermott	@cucoachmac		@cucoachmac			
#0 Keyshawn Feazell	@Keyshawn_Feazell		@KeyShawnF13			
#2 Ryan Nembhard	@Rnembhard0		--			
#4 Shereef Mitchell	@Shereef_Mitchell		@MitchellShereef			
#5 Alex O'Connell	@Alex_OC15		@Alex_OC11			
#10 Zander Yates	@Zander.Yates		@ZanderYates_			
#11 Ryan Kalkbrenner	@11ryank		@RyanKalkbrenner			
#13 Mason Miller	@Mason0Miller		@Mason_Milllla			
#14 Sami Osmani	@samiosmani_		@samiosmani_			
#15 John Christofilis	@JohnChristofilis		@JChristofilis15			
#21 Rati Andronikashvili	@rati.andronikashvili		@rati_4			
#22 Devin Davis	@devindavis.1		@devindavis_1			
#23 Trey Alexander	@TheTreyAlexander		@TrickyTrey23			
#24 Arthur Kaluma	@ArthurKaluma		@__KingArt			
#44 Ryan Hawkins	@rhawkins8		@RyanHawkins8			
#55 Modestas Kancleris	@Modestas_Kancleris		@MKancleris			

Creighton Against Ranked Teams

All-Time Record vs. Ranked Opponents (47-156)*

*AP Poll only

Date	Opponent	Result	Date	Opponent	Result	Date	Opponent	Result	Date	Opponent	Result
01/03/51	at #8 Villanova	L 43-61	03/04/74	#14 South Carolina	L 69-78	12/31/02	at #19 Xavier	L 73-75	01/04/20	at #11 Butler	L 57-71
02/25/53	at #11 Oklahoma City	L 58-79	03/14/74	vs. #14 Kansas	L 54-55	02/24/04	at #16 Southern Illinois	L 60-68	01/07/20	#16 Villanova	L 59-64
01/10/52	at #9 Seton Hall	L 44-60	03/16/74	vs. #16 Louisville	W 80-71	01/31/06	#25 Northern Iowa	W 63-55	02/01/20	at #8 Villanova	W 76-61
03/06/53	at #15 Seattle	L 85-103	12/20/74	at #2 Indiana	L 53-71	12/09/06	#24 Xavier	W 73-67	02/12/20	at #10 Seton Hall	W 87-82
03/07/53	at #15 Seattle	L 73-96	12/26/74	vs. #19 Oregon	L 64-75	02/10/07	at #21 Southern Illinois	L 68-72	02/18/20	at #19 Marquette	W 73-65
12/11/53	#14 Wyoming	L 65-71	03/08/75	#5 Marquette	L 60-64	03/04/07	vs. #11 Southern Illinois	W 67-61	02/23/20	#21 Butler	W 81-59
02/01/54	#16 Wichita State	L 68-72	03/15/75	vs. #4 Maryland	L 79-83	03/16/07	vs. #15 Nevada	L 71-77 (OT)	03/07/20	#8 Seton Hall	W 77-60
02/04/54	at #16 Oklahoma City	L 54-69	12/27/75	vs. #20 Minnesota	L 74-80	12/05/07	at #21 Xavier	L 66-79	12/08/20	at #5 Kansas	L 72-73
02/07/55	#9 Marquette	L 77-88	01/21/76	at #3 Marquette	L 62-76	01/22/08	#22 Drake	L 60-68 (OT)	12/23/20	#22 Xavier	W 66-61
02/01/56	at #14 Holy Cross	L 60-97	12/28/76	vs. #20 Auburn	W 81-76	01/30/08	at #16 Drake	L 65-75	01/23/21	#23 Connecticut	W 74-66
02/03/56	at #13 St. Francis (N.Y.)	L 75-99	12/29/76	at #14 Louisville	L 66-69 (2OT)	03/08/08	vs. #20 Drake	L 67-75	02/13/21	#5 Villanova	W 86-70
03/01/57	at #18 Oklahoma City	L 70-97	03/05/77	#19 Marquette	L 60-72	11/14/09	at #21 Dayton	L 80-90	03/03/21	at #10 Villanova	L 60-72
12/09/58	#17 Marquette	L 49-53	01/28/78	at #13 Indiana State	W 72-64	11/26/09	vs. #15 Michigan	L 76-83 (OT)	03/28/21	vs. #1 Gonzaga	L 65-83
12/26/59	at #7 Saint Louis	L 66-84	02/01/78	#13 DePaul	L 82-85 (3OT)	12/19/09	at #19 New Mexico	L 61-66	12/04/21	#19 Iowa State	L 58-64
01/04/60	at #11 Detroit	L 78-94	02/07/78	at #3 Marquette	L 57-82	12/01/10	#21 BYU	L 65-77	12/11/21	vs. #24 BYU	W 83-71
12/19/60	#5 North Carolina	L 64-72	03/12/78	vs. #4 DePaul	L 78-80	03/18/12	vs. #4 North Carolina	L 73-87	12/17/21	#9 Villanova	W 79-59
01/30/61	at #7 St. John's (N.Y.)	L 75-84	01/20/79	#5 Indiana State	L 80-90	03/24/13	vs. #6 Duke	L 50-66	01/05/22	at #19 Villanova	L 41-75
03/16/62	vs. #2 Cincinnati	L 46-66	01/27/79	at #3 Indiana State	L 69-77	01/20/14	at #4 Villanova	W 96-68	01/15/22	at #17 Xavier	L 73-80
12/18/62	at #6 Colorado	L 55-76	01/30/79	#10 Marquette	L 77-79	02/16/14	#6 Villanova	W 101-80	01/29/22	#21 Xavier	L 64-74
02/25/63	at #4 Arizona State	L 70-73	01/28/80	#1 DePaul	L 73-84	03/23/14	vs. #23 Baylor	L 55-85	02/01/22	at #17 Connecticut	W 59-55
12/13/63	#4 Arizona State	W 84-83	02/09/81	at #3 DePaul	L 57-83	11/19/14	#18 Oklahoma	W 65-63	02/26/22	at #11 Providence	L 51-72
12/21/63	vs. #6 UCLA	L 79-95	02/21/81	at #14 Wichita State	L 70-83	01/03/15	at #25 Georgetown	L 61-76	03/02/22	#18 Connecticut	W 64-62
03/13/64	at #5 Wichita State	L 68-84	01/04/82	at #13 Tulsa	L 55-80	01/10/15	#19 Seton Hall	L 67-68	03/11/22	vs. #11 Providence	W 85-58
12/02/64	at #8 Kansas State	L 82-96	01/11/82	#5 DePaul	L 67-76	01/25/15	at #4 Villanova	L 50-71	03/12/22	vs. #8 Villanova	L 48-54
01/11/65	at #7 St. John's (N.Y.)	L 66-72	01/14/82	at #16 Wichita State	L 56-69	01/31/15	#21 Georgetown	L 40-67			
12/01/65	#10 Kansas State	W 83-75	02/13/82	#7 Tulsa	L 63-70	02/16/15	#19 Butler	L 56-58			
12/09/65	#9 Bradley	L 79-88	03/02/82	at #10 Tulsa	L 81-106	03/03/15	#4 Villanova	L 72-76			
12/18/65	at #6 Minnesota	L 77-89	02/10/83	#17 Illinois State	W 53-41	03/12/15	vs. #23 Georgetown	L 55-60			
02/19/66	at #8 St. Joseph's (Pa.)	L 90-96	02/24/83	at #12 Wichita State	L 71-81	11/19/15	at #14 Indiana	L 65-86			
12/21/66	#6 New Mexico	L 68-79	12/31/83	#4 DePaul	L 57-59 (OT)	12/19/15	at #3 Oklahoma	L 74-87			
02/13/67	#5 Houston	L 80-87	01/26/84	at #12 Tulsa	L 64-75	01/02/16	#16 Villanova	L 71-85			
02/25/67	at #7 Houston	L 73-87	02/16/84	#12 Tulsa	L 80-82 (OT)	01/12/16	#12 Providence	L 48-50			
02/19/68	at #4 St. Bonaventure	L 84-97	03/10/84	at #12 Tulsa	L 68-70 (OT)	01/23/16	#18 Butler	W 72-64			
02/29/68	at #8 Marquette	L 57-75	12/27/84	at #9 DePaul	L 58-87	02/03/16	at #3 Villanova	L 58-83			
12/13/68	vs. #11 Kansas	L 65-78	02/16/85	#15 Tulsa	L 63-78	02/09/16	#5 Xavier	W 70-56			
12/27/68	vs. #12 Illinois	L 77-90	12/30/85	at #18 Notre Dame	L 54-80	03/05/16	at #5 Xavier	L 93-98			
01/07/69	at #11 LaSalle	L 84-103	01/25/86	#17 Bradley	L 50-64	11/15/16	#9 Wisconsin	W 79-67			
01/10/69	at #15 Duquesne	L 59-66	02/08/86	at #13 Bradley	L 59-79	12/31/16	#1 Villanova	L 70-80			
03/01/69	#18 Marquette	L 76-79	12/17/86	at #19 DePaul	L 64-74	01/11/17	#12 Butler	W 75-64			
12/27/69	at #7 New Mexico State	L 78-93	12/26/86	vs. #6 Oklahoma	L 89-106	01/16/17	at #22 Xavier	W 72-67			
01/29/70	#5 New Mexico State	W 72-68	12/23/87	at #15 UNLV	L 59-90	01/31/17	at #16 Butler	W 76-67			
02/07/70	at #16 Houston	L 77-78 (OT)	02/13/88	at #15 Bradley	L 68-98	02/25/17	at #2 Villanova	L 63-79			
02/28/70	at #8 Marquette	L 66-76	02/18/88	#17 Bradley	L 67-83	03/11/17	vs. #2 Villanova	L 60-74			
03/04/70	#13 Houston	L 58-62	03/06/88	at #14 Bradley	L 77-101	11/15/17	at #20 Northwestern	W 92-88			
12/29/70	vs. #9 Jacksonville	L 85-94	03/17/89	vs. #6 Missouri	L 69-85	11/20/17	vs. #23 UCLA	W 100-89			
01/30/71	#17 Duquesne	L 69-72	12/04/89	at #5 Missouri	L 79-86	11/21/17	vs. #22 Baylor	L 59-65			
02/19/71	at #11 LaSalle	L 61-64	03/14/91	vs. #15 New Mexico St.	W 64-56	12/01/17	at #15 Gonzaga	L 74-91			
03/01/71	#2 Marquette	L 61-66	03/16/91	vs. #13 Seton Hall	L 69-81	12/28/17	at #23 Seton Hall	L 84-90			
12/11/71	at #15 BYU	L 68-96	12/10/92	at #25 Nebraska	L 83-100	01/13/18	at #10 Xavier	L 70-92			
12/22/71	vs. #10 St. John's (N.Y.)	L 73-94	01/18/95	#14 Iowa State	L 52-70	01/17/18	#19 Seton Hall	W 80-63			
01/03/72	at #6 Ohio State	L 76-94	11/30/96	vs. #24 Minnesota	L 63-64	02/01/18	at #1 Villanova	L 78-98			
02/06/72	#17 Jacksonville	W 71-66	12/20/98	#18 Oklahoma State	W 66-60	02/10/18	#5 Xavier	L 71-72			
02/19/72	at #2 Marquette	L 61-70	03/13/99	vs. #5 Maryland	L 63-75	02/24/18	#3 Villanova	W 89-83 (OT)			
03/01/72	at #8 South Carolina	L 64-81	11/27/99	#23 Iowa	W 85-76	11/21/18	vs. #16 Clemson	W 87-82			
01/20/73	at #5 Long Beach State	L 51-68	01/12/00	#19 Tulsa	L 67-75	12/01/18	#1 Gonzaga	L 92-103			
02/05/73	at #15 Jacksonville	L 62-78	03/16/00	vs. #24 Auburn	L 69-72	12/08/18	at #24 Nebraska	L 75-94			
02/17/73	#7 Houston	W 78-77	03/15/01	vs. #24 Iowa	L 56-69	01/09/19	#21 Marquette	L 104-106 (OT)			
03/05/73	#5 Marquette	L 49-61	11/27/01	#17 Western Kentucky	W 94-91 (2OT)	02/06/19	at #14 Villanova	L 59-66 (OT)			
02/09/74	at #6 Marquette	W 75-69	03/15/02	vs. #15 Florida	W 83-82 (2OT)	03/03/19	at #10 Marquette	W 66-60			
			03/17/02	vs. #13 Illinois	L 60-72	11/29/19	vs. #12 Texas Tech	W 83-76 (OT)			

Notes About The AP Poll

- The AP poll started on Jan. 20, 1949.
- Third-ranked Villanova (on 2/24/18) is the highest-ranked team Creighton has ever beaten.
- Creighton snapped a 22-game losing streak against Top 10 teams on January 20, 2014, with a 28-point win at #4 Villanova.
- Creighton snapped a 25-game losing streak in true road games vs. ranked teams with a 28-point win at #4 Villanova on Jan. 20, 2014.
- Creighton lost its first 20 games vs. ranked teams.
- Creighton lost its first 34 away games vs. ranked teams.
- Creighton is 13-15 vs. ranked teams while ranked itself.
- Underscores in this chart indicate a different Creighton coach.

Records vs. Ranked Teams in Postseason Play (3-16)

Event	Date	Opponent	Result	Event	Date	Opponent	Result
NCAA	3/16/62	vs. #12 Cincinnati	L 46-66	NCAA	3/16/00	vs. #24 Auburn	L 69-72
NCAA	3/13/64	at #5 Wichita State	L 68-84	NCAA	3/15/01	vs. #24 Iowa	L 56-69
NCAA	3/14/74	vs. #14 Kansas	L 54-55	NCAA	3/15/02	vs. #15 Florida	W 83-82 (2OT)
NCAA	3/16/74	vs. #16 Louisville	W 80-71	NCAA	3/17/02	vs. #13 Illinois	L 60-72
NCAA	3/15/75	vs. #4 Maryland	L 79-83	NCAA	3/16/07	vs. #15 Nevada	L 71-77 (OT)
NCAA	3/12/78	vs. #4 DePaul	L 78-80	NCAA	3/18/12	vs. #4 North Carolina	L 73-87
NCAA	3/17/89	vs. #6 Missouri	L 69-85	NCAA	3/24/13	vs. #6 Duke	L 50-66
NCAA	3/14/91	vs. #15 New Mexico St.	W 64-56	NCAA	3/23/14	vs. #23 Baylor	L 55-85
NCAA	3/16/91	vs. #13 Seton Hall	L 69-81	NCAA	3/28/21	vs. #1 Gonzaga	L 65-83
NCAA	3/13/99	vs. #5 Maryland	L 63-75				

CU Coaches vs. Ranked Teams

Coach	All	Home	Away	Neut.	Coach	vs. Top 10	vs. Top 11-25
Belford	0-2	0-0	0-2	0-0	Belford	0-2	0-0
Salerno	0-7	0-3	0-4	0-0	Salerno	0-1	0-6
Thomsen	0-4	0-1	0-3	0-0	Thomsen	0-0	0-4
McManus	2-24	2-5	0-15	0-4	McManus	2-18	0-6
Sutton	5-18	3-5	1-10	1-3	Sutton	3-10	2-8
Apke	2-17	0-6	1-7	1-4	Apke	0-11	2-6
Reed	1-12	1-5	0-7	0-0	Reed	0-5	1-7
Barone	1-12	0-2	0-7	1-3	Barone	0-3	1-9
Johnson	0-1	0-0	0-1	0-0	Johnson	0-0	0-1
Altman	7-18	5-3	0-7	2-8	Altman	0-1	7-17
McDermott	29-41	15-14	9-19	5-8	McDermott	11-18	18-23
Total	47-156	26-44	11-82	10-30	Total	16-69	31-87

Single-Game Records

Points Scored

Pts.	Name, Opponent	Date
51	Bob Portman vs. UW-Milwaukee	12/16/67
47	Eddie Cole at Morningside	11/29/54
46	Bob Portman vs. Weber State	12/23/68
45	Tim Powers at Idaho State	01/29/66
	Benoit Benjamin vs. Indiana State	01/19/85
	Doug McDermott vs. Providence	03/08/14
44	Doug McDermott at Bradley	01/07/12
43	Bob Portman at Kansas State	02/12/68
	Benoit Benjamin vs. Southern Illinois	01/17/85
42	Bob Portman vs. LaSalle	01/30/68
	Cavel Witter vs. Bradley	03/01/08
41	Doug McDermott vs. Wichita State	03/02/13
40	Chad Gallagher vs. Wichita State	02/17/90
	Rodney Buford vs. Bradley	12/30/98
39	Bob Portman at Oklahoma City	02/08/68
	Doug McDermott at Missouri State	01/11/13
	Doug McDermott vs. St. John's	01/28/14
	Doug McDermott vs. Villanova	02/16/14
	Mitch Ballock vs. DePaul	03/09/19

Field Goals Made

FG	Name, Opponent	Date
19	Bob Portman vs. Weber State	12/23/68
	Bob Portman vs. LaSalle	01/30/68
18	Eddie Cole at Morningside	11/29/54
	Benoit Benjamin vs. Southern Illinois	01/17/85
	Benoit Benjamin vs. Indiana State	01/19/85
	Doug McDermott at Bradley	01/07/12
17	Paul Silas vs. Notre Dame	01/11/64
	Tim Powers at Idaho State	01/29/66
	Bob Portman vs. Houston	02/13/67
	Doug McDermott vs. Providence	03/08/14

Field Goal Attempts

FGA	Name, Opponent	Date
41	Bob Portman vs. LaSalle	01/30/68
37	Bob Portman at Kansas State	02/12/68
	Bob Portman at Miami (Fla.)	02/24/68
36	Bob Portman vs. Arizona State	12/07/67
	Bob Portman at Oklahoma City	02/08/68
35	Bob Portman vs. UW-Milwaukee	12/16/67
34	Bob Portman vs. Oklahoma City	01/13/68
33	Bob Portman vs. Wichita State	11/30/68
	Bob Portman vs. Portland	02/08/69
	Bob Portman vs. St. Bonaventure	03/05/69

Field Goal Percentage

(Minimum Nine Attempts)

Pct.	Name (FG-FGA), Opponent	Date
1.000	Bob Harstad (13-13) vs. UTSA	11/30/90
	Anthony Tolliver (11-11) vs. Illinois St.	01/01/07
	Vernon Moore (9-9) vs. Neb.-Kearney	11/24/84
.932	Benoit Benjamin (12-13) at Tulsa	03/10/84
.916	Jim Honz (11-12) at S. Illinois	01/25/79
	Greg Brandon (11-12) vs. W. Texas A&M	01/21/84
.909	Bob Harstad (10-11) vs. Siena	01/30/90
.900	Vernon Moore (9-10) vs. Bradley	01/02/85
	Khyri Thomas (9-10) at Loyola (Ill.)	12/05/15
	Geoffrey Groselle (9-10) at St. John's	12/31/15

3-Point Field Goals

3FG	Name, Opponent	Date
11	Mitch Ballock vs. DePaul	03/09/19
9	Kyle Korver vs. Evansville	01/15/03
	Ethan Wragge at Villanova	01/20/14
8	Tad Ackerman at Drake	01/23/95
	Kyle Korver at Xavier	12/31/02
	Terrell Taylor vs. Florida	03/15/02
	Isaiah Zierden at DePaul	01/17/16
	Mitch Ballock vs. Marquette	12/14/20
	Ryan Hawkins at Georgetown	02/12/22
7	Gary Swain vs. Nebraska-Omaha	12/11/86
	Ryan Sears vs. Wyoming	12/06/97
	Kyle Korver vs. Notre Dame	11/26/02
	Kyle Korver vs. Fresno State	02/22/03
	Nate Funk at Nebraska	11/18/06
	Booker Woodfox at Saint Joseph's	12/06/08
	Ethan Wragge at Saint Joseph's	11/16/13
	Doug McDermott vs. DePaul	03/13/14
	Cole Huff vs. Seton Hall	03/10/16
	Ty-Shon Alexander vs. Clemson	11/21/18
	Mitch Ballock at Nebraska	12/08/18
	Marcus Zegarowski vs. Butler	02/23/20
	Mitch Ballock at Seton Hall	01/27/21

3-Point FG Attempts

FGA	Name, Opponent	Date
18	Ryan Hawkins at Georgetown	02/12/22
15	Terrell Taylor vs. Florida	03/15/02
	Kyle Korver vs. Fresno State	02/22/03
	Ty-Shon Alexander vs. Villanova	01/13/19
14	Kyle Korver vs. BYU	12/07/02
	Kyle Korver at Nebraska	12/21/02
	Kyle Korver vs. Evansville	01/15/03
	Ethan Wragge at Villanova	01/20/14
	Mitch Ballock vs. Marquette	12/14/20
13	Tad Ackerman at Drake	01/23/95
	Tad Ackerman vs. Southern Illinois	02/27/95
	Edward St. Fleur vs. Missouri State	03/02/96
	Kyle Korver at Nebraska	01/02/01
	Kyle Korver vs. Iowa	03/15/01
	Kyle Korver at Xavier	12/31/02
	Ty-Shon Alexander vs. Gonzaga	12/01/18
	Mitch Ballock vs. Georgetown	03/04/20

3-Point Percentage

Pct.	Name, Opponent (min. 5 3 FGA)	Date
1.000	Marcus Zegarowski (7-7) vs. Butler	02/23/20
	Kyle Korver (6-6) vs. Texas-Arlington	11/17/02
	Porter Moser (5-5) vs. Bradley	01/21/89
	Ben Walker (5-5) vs. Evansville	02/28/00
	Michael Lindeman (5-5) vs. Bradley	02/08/03
	Marcus Zegarowski (5-5) vs. Seton Hall	03/07/20
.917	Mitch Ballock (11-12) vs. DePaul	03/09/19
.857	Kyle Korver (6-7) vs. Missouri State	01/19/00
	Ryan Sears (6-7) at Indiana State	02/04/01
	Booker Woodfox (6-7) vs. Indiana St.	01/19/08
	Doug McDermott (6-7) vs. Indiana St.	03/09/13
	Rick Kreklow (6-7) vs. Marquette	02/14/15



Mitch Ballock scored 39 points vs. DePaul on March 9, 2019, tying a BIG EAST record with 11 three-pointers in the win.

Bold italics indicates player active in 2021-22

Free Throw Percentage

(Minimum 11 Attempts)

Pct.	Name (FTM-FTA), Opponent	Date
1.000	Doug Brookins (16-16) vs. S. Illinois	12/16/74
	Mike Caruso (14-14) vs. LaSalle	01/21/70
	Bob Portman (13-13) vs. Okla. City	01/13/68
	Doug McDermott (13-13) vs. UAPB	12/17/13
	Ben Walker (12-12) at Illinois State	02/05/00
	Kyle Korver (12-12) vs. Grambling State	11/29/01
	Kenny Evans (12-12) at Marquette	12/14/85
	Doug McDermott (12-12) vs. Duke	03/24/13
	Seven tied with 11-11, last by	
	Ty-Shon Alexander vs. Clemson	11/21/18

Free Throws Made

FT	Name, Opponent	Date
19	Bob Portman vs. UW-Milwaukee	12/16/67
17	Bob Harstad vs. Morgan State	12/22/89
15	Elton Tuttle at Canisius	01/30/54
	Bob Harstad vs. Cleveland State	12/06/89
	Bob Harstad at Southern Illinois	02/10/90
	Nate Funk vs. Dayton	11/26/05
14	Paul Silas vs. St. Mary's (CA)	12/20/62
	Vernon Moore vs. Regis	12/14/84
	Bob Harstad vs. Nebraska	12/14/89
	Bob Harstad vs. Southern Illinois	02/23/91
	Jerry Vanderheydt vs. Florida A&M	12/22/93

Free Throw Attempts

FTA	Name, Opponent	Date
23	Bob Portman vs. UW-Milwaukee	12/16/67
22	Paul Silas vs. St. Mary's (CA)	12/20/62
20	Elton Tuttle at Canisius	01/30/54
	Bob Harstad vs. Morgan State	12/22/89
19	Bob Harstad vs. Cleveland State	12/06/89
18	Vernon Moore vs. Regis	12/14/84
	Kenny Evans vs. Southern Illinois	02/21/87
	Jerry Vanderheydt vs. Florida A&M	12/22/93
	Nate Funk vs. Dayton	11/26/05
16	Paul Silas vs. UCLA	12/20/61
	Paul Silas vs. Marquette	03/06/63
	Benoit Benjamin at Iowa State	12/01/84
	Bob Harstad at Southern Illinois	02/10/90
	Bob Harstad vs. Southern Illinois	02/23/91
	Doug McDermott vs. Seton Hall	02/23/14

Assists

Ast.	Name, Opponent	Date
18	Ralph Bobik vs. Houston	02/17/73
17	Ralph Bobik at St. Francis (Pa.)	02/23/73
	Ralph Bobik vs. Bradley	01/22/74
16	Ralph Bobik vs. BYU	12/17/73
14	Maurice Watson Jr. at Seton Hall	01/09/16
	Maurice Watson Jr. at Providence	01/07/17
13	Latrell Wrightsell vs. Nebraska	12/07/91
	Jason Bey vs. Southern Illinois	02/27/95
	Maurice Watson Jr. vs. Akron	12/03/16
	Maurice Watson Jr. vs. Washington St.	11/18/16

20-Rebound Games

Reb.	Name, Opponent	Date
38	Paul Silas vs. Centenary	02/19/62
37	Paul Silas vs. Tennessee State	02/12/63
	Paul Silas vs. Colorado College	02/14/63
36	Paul Silas vs. Marquette	01/23/64
35	Paul Silas vs. Wabash	01/06/62
33	Paul Silas at UCLA	12/21/63
31	Paul Silas at Arizona State	12/13/63
	Paul Silas vs. Nevada	12/23/63
30	Paul Silas at La Salle	12/01/62
29	Paul Silas vs. Colorado College	12/01/61
	Paul Silas vs. North Dakota	03/03/62
	Paul Silas vs. Clemson	12/15/62

NOTE: Silas also had four games with 28 rebounds, two games with 27 rebounds, three games with 26 rebounds, one game with 25 rebounds, seven games with 24 rebounds and six games with 23 rebounds.

Others besides Silas listed below:

24	Ted Wuebben vs. Cleveland State	02/20/73
22	Benoit Benjamin vs. Briar Cliff	12/04/84
21	Cyril Baptiste vs. Idaho State	12/09/69
	Cyril Baptiste vs. Cal State Fullerton	12/11/69
	Ted Wuebben vs. Southern Illinois	03/07/72
20	Bob Gibson vs. Nebraska-Omaha	02/26/57
	Bob Portman vs. UW-Milwaukee	12/16/67
	Bob Harstad at Southern Illinois	01/23/89

Blocked Shots

Blk.	Name, Opponent	Date
12	Benoit Benjamin at Bradley	02/02/85
11	Benoit Benjamin vs. Tulsa	02/16/84
10	Benoit Benjamin vs. Nebraska Omaha	12/22/83
	Benoit Benjamin at Illinois State	03/08/84
	Benoit Benjamin vs. Southern Illinois	01/17/85
9	Benoit Benjamin vs. West Texas A&M	01/21/84
8	Benoit Benjamin vs. Iowa State	12/10/83
	Benoit Benjamin at Chaminade	12/19/84
	Benoit Benjamin at Tulsa	01/12/85
	Doug Swenson at UMKC	11/18/98

Steals

Stl.	Name, Opponent	Date
8	Latrell Wrightsell vs. Drake	03/02/91
	Latrell Wrightsell vs. Drake	02/21/91
7	Charles Butler vs. Wake Forest	12/30/74
	Mark Jones vs. St. Ambrose	12/21/82
	Vernon Moore vs. Southern	01/07/85
	James Farr at Iowa State	12/12/87
	Rodney Buford vs. UMKC	11/25/96
	Rodney Buford vs. Missouri State	01/21/98
	Anthony Tolliver at Evansville	02/07/06
	Johnny Mathies vs. Indiana State	02/22/06
	PAllen Stinnett vs. Southern	12/15/08

Bluejay Triple-Double Performances

Date	Player	Opponent	Pts.	Reb.	Ast.	Blk.	Stl.
02-02-85	Benoit Benjamin	at Bradley (ot)	29	12	0	12	3
01-17-85	Benoit Benjamin	vs. Southern Illinois	43	16	3	10	1
02-16-84	Benoit Benjamin	vs. Tulsa (ot)	24	17	1	11	0

No Creighton player has recorded a triple-double in the traditional fashion: double-digit totals for points, rebounds and assists.

Season Records

500-point Seasons

Pts.	Name (Class)	Year
934	Doug McDermott (Sr.)	2013-14
834	Doug McDermott (Jr.)	2012-13
801	Doug McDermott (So.)	2011-12
738	Bob Portman (Jr.)	1967-68
734	Bob Harstad (Jr.)	1989-90
688	Benoit Benjamin (Jr.)	1984-85
681	Bob Portman (Sr.)	1968-69
671	Vernon Moore (Sr.)	1984-85
654	Marcus Foster (Sr.)	2017-18
651	Rod Mason (Sr.)	1987-88
638	Marcus Foster (Jr.)	2016-17
620	Chad Gallagher (Sr.)	1990-91
616	Ray Yost (Sr.)	1953-54
608	Eddie Cole (Jr.)	1953-54
604	Kyle Korver (Sr.)	2002-03
589	Rodney Buford (So.)	1996-97
586	Nate Funk (Jr.)	2004-05
585	Nate Funk (Sr.)	2006-07
584	Chad Gallagher (Jr.)	1989-90
581	Doug McDermott (Fr.)	2010-11
576	Rodney Buford (Sr.)	1998-99
573	Elton Tuttle (Sr.)	1953-54
573	Paul Silas (Jr.)	1962-63
570	Bob Harstad (Sr.)	1990-91
559	Tim Powers (Jr.)	1965-66
558	Wally Anderzunas (Sr.)	1968-69
555	Rick Apke (Jr.)	1976-77
551	Paul Silas (So.)	1961-62
545	Gene Harmon (Sr.)	1973-74
538	Duan Cole (Sr.)	1991-92
537	Paul Silas (Sr.)	1963-64
536	Booker Woodfox (Sr.)	2008-09
534	Ty-Shon Alexander (So.)	2018-19
530	Rodney Buford (Jr.)	1997-98
524	Ty-Shon Alexander (Jr.)	2019-20
517	Bob Harstad (So.)	1988-89
513	Rick Apke (Sr.)	1977-78
511	Antoine Young (Jr.)	2010-11
506	Bob Gibson (Jr.)	1955-56
500	Marcus Zegarowski (So.)	2019-20

Scoring Average

Avg.	Name (Class, Year)	Pts.	GP
29.52	Bob Portman (Jr., 1967-68)	738	25
26.69	Doug McDermott (Sr., 2013-14)	934	35
26.19	Bob Portman (Sr., 1968-69)	681	26
23.58	Eddie Cole (Sr., 1954-55)	448	19
23.17	Doug McDermott (Jr., 2012-13)	834	36
22.89	Doug McDermott (So., 2011-12)	801	35
22.24	Bob Harstad (Jr., 1989-90)	734	33
22.04	Paul Silas (So., 1961-62)	551	25
22.00	Bob Gibson (Jr., 1955-56)	506	23
21.50	Tim Powers (Jr., 1965-66)	559	26
21.50	Benoit Benjamin (Jr., 1984-85)	688	32

Field Goals Made

FG	Name (Class)	Year
330	Doug McDermott (Sr.)	2013-14
307	Doug McDermott (So.)	2011-12
303	Bob Portman (Jr.)	1967-68
284	Doug McDermott (Jr.)	2012-13
265	Vernon Moore (Sr.)	1984-85
259	Eddie Cole (Jr.)	1953-54
258	Benoit Benjamin (Jr.)	1984-85
258	Bob Harstad (Jr.)	1989-90
256	Bob Portman (Sr.)	1968-69
249	Wally Anderzunas (Sr.)	1968-69

Field Goal Attempts

FGA	Name (Class)	Year
699	Bob Portman (Jr.)	1967-68
627	Doug McDermott (Sr.)	2013-14
584	Wally Anderzunas (Sr.)	1968-69
583	Bob Portman (Sr.)	1968-69
532	Marcus Foster (Jr.)	2016-17
531	Paul Silas (Jr.)	1962-63
529	Paul Silas (Sr.)	1963-64
524	Paul Silas (So.)	1961-62
518	Doug McDermott (Jr.)	2012-13
512	Rodney Buford (So.)	1996-97

Field Goal Percentage

(Minimum 200 Attempts)

Pct.	Name (Class, Year)	FGM-FGA
.702	Geoffrey Groselle (Sr., 2015-16)	146-208
.681	Christian Bishop (Jr., 2020-21)	141-207
.676	Justin Patton (Fr., 2016-17)	200-296
.674	Vernon Moore (Sr., 1984-85)	265-393
.657	Gregory Echenique (Sr., 2012-13)	138-210
.646	Ryan Kalkbrenner (So., 2021-22)	168-260
.607	Gregory Echenique (Jr., 2011-12)	130-214
.601	Doug McDermott (So., 2011-12)	307-511
.595	Vernon Moore (Jr., 1983-84)	188-316
.594	Jim Honz (Jr., 1979-80)	149-251

3-pt Field Goals

3FG	Name (Class)	Year
129	Kyle Korver (Sr.)	2002-03
110	Ethan Wragge (Sr.)	2013-14
100	Kyle Korver (So.)	2000-01
97	Ty-Shon Alexander (So.)	2018-19
96	Doug McDermott (Sr.)	2013-14
95	Marcus Foster (Sr.)	2017-18
95	Mitch Ballock (So.)	2018-19
93	Mitch Ballock (Jr.)	2019-20
91	Booker Woodfox (Sr.)	2008-09
82	Tad Ackerman (Jr.)	1994-95

3-pt FG Percentage

(Minimum 50 Attempts)

Pct.	Name (Class, Year)	FGM-FGA
.490	Doug McDermott (Jr., 2012-13)	77-157
.486	Jimmy Motz (Jr., 2004-05)	54-111
.486	Doug McDermott (So., 2011-12)	54-111
.480	Kyle Korver (Sr., 2002-03)	129-269
.476	Booker Woodfox (Sr., 2008-09)	91-191
.47015	Duan Cole (Jr., 1990-91)	63-134
.47009	Ethan Wragge (Sr., 2013-14)	110-234
.4685	Nate Funk (Jr., 2004-05)	67-143
.4683	Jahenns Manigat (So., 2011-12)	59-126
.4675	Ben Walker (Jr., 1999-00)	36-77

Consecutive Games With a 3FG

Streak Name	Dates of Streak
33	Ty-Shon Alexander Feb. 27, 2018-March 6, 2019
31	Booker Woodfox Nov. 25, 2008-March 23, 2009
28	Kyle Korver Feb. 4, 2001-Feb. 6, 2002
27	Kyle Korver Feb. 13, 2002-Jan. 20, 2003
25	Rodney Buford Jan. 25, 1997-Jan. 10, 1998
23	Ethan Wragge Nov. 8, 2013-Feb. 9, 2014
23	Mitch Ballock Nov. 12, 2019-Feb. 8, 2020
23	Marcus Zegarowski Dec. 17, 2020 - March 28, 2021
22	Khyri Thomas Jan. 28-Dec. 5, 2017
21	Ethan Wragge Jan. 3-March 24, 2010
20	Johnny Mathies Dec. 22, 2004-Feb. 28, 2005
20	Marcus Foster Dec. 31, 2017-March 16, 2018

Rebounds

Reb.	Name (Class)	Year
631	Paul Silas (Sr.)	1963-64
563	Paul Silas (So.)	1961-62
557	Paul Silas (Jr.)	1962-63
451	Benoit Benjamin (Jr.)	1984-85
385	Bob Portman (Jr.)	1967-68
362	Dick Hartman (Jr.)	1959-60
332	Gregory Brandon (Sr.)	1983-84
330	George Morrow (Sr.)	1980-81
317	Elton McGriff (Sr.)	1964-65
308	Bob Portman (Sr.)	1968-69

Free Throws Made

FT	Name (Class)	Year
218	Bob Harstad (Jr.)	1989-90
215	Elton Tuttle (Sr.)	1953-54
189	Doug McDermott (Jr.)	2012-13
187	Elton Tuttle (Jr.)	1952-53
178	Ray Yost (Sr.)	1953-54
178	Doug McDermott (Sr.)	2013-14
172	Benoit Benjamin (Jr.)	1984-85
169	Bob Portman (Sr.)	1968-69
162	Bob Gibson (Jr.)	1955-56
153	Dick Harvey (Sr.)	1959-60

Free Throw Attempts

FTA	Name (Class)	Year
313	Elton Tuttle (Sr.)	1953-54
273	Bob Harstad (Jr.)	1989-90
243	Ray Yost (Sr.)	1953-54
233	Benoit Benjamin (Jr.)	1984-85
228	Paul Silas (Jr.)	1962-63
225	Bob Harstad (So.)	1988-89
219	Bob Gibson (Jr.)	1955-56
216	Doug McDermott (Jr.)	2012-13
215	Paul Silas (So.)	1961-62
210	Bob Portman (Sr.)	1968-69

Free Throw Percentage

(Minimum 70 Attempts)

Pct.	Name (Class, Year)	FTM-FTA
.908	Kyle Korver (Sr., 2002-03)	109-120
.890	Kyle Korver (Jr., 2001-02)	97-109
.882	Doug Brookins (Sr., 1974-75)	98-111
.880	Mike Caruso (Sr., 1970-71)	95-108
.875	Doug McDermott (Jr., 2012-13)	189-216
.868	Booker Woodfox (Sr., 2008-09)	99-114
.867	Kyle Korver (So., 2000-01)	72-83
.864	Doug McDermott (Sr., 2013-14)	178-206
.863	Nate Funk (Sr., 2006-07)	126-146
.860	Ty-Shon Alexander (Jr., 2019-20)	117-136
.855	Ryan Sears (So., 1998-99)	71-83



Ty-Shon Alexander owns the Creighton record for consecutive games with a three-pointer (33).



The top three rebound totals in Creighton single-season history belong to Paul Silas.

Steals

Stl.	Name (Class)	Year
80	Ryan Sears (Jr.)	1999-00
73	Ryan Sears (Sr.)	2000-01
72	Latrell Wrightsell (Sr.)	1991-92
70	Duan Cole (Sr.)	1991-92
70	Josh Dotzler (Sr.)	2008-09
68	Ryan Sears (So.)	1998-99
63	James Farr (Jr.)	1987-88
62	Ryan Sears (Fr.)	1997-98
59	Rodney Buford (Sr.)	1998-99
59	Johnny Mathies (Jr.)	2004-05

Assists

Ast.	Name (Class)	Year
252	Ralph Bobik (Sr.)	1973-74
229	Maurice Watson Jr. (Jr.)	2015-16
210	Grant Gibbs (Jr.)	2012-13
205	Randy Eccker (Jr.)	1976-77
195	Antoine Young (Jr.)	2010-11
184	Tyler McKinney (Sr.)	2004-05
176	Grant Gibbs (So.)	2011-12
175	Ryan Sears (Jr.)	1999-00
162	Ralph Bobik (Jr.)	1972-73
162	Maurice Watson Jr. (Sr.)	2016-17

Blocked Shots

Blk.	Name (Class)	Year
162	Benoit Benjamin (Jr.)	1984-85
157	Benoit Benjamin (So.)	1983-84
92	Benoit Benjamin (Fr.)	1982-83
89	Ryan Kalkbrenner (So.)	2021-22
70	Chad Gallagher (Sr.)	1990-91
62	Chad Gallagher (Jr.)	1989-90
62	Gregory Echenique (Sr.)	2012-13
57	Doug Swenson (Jr.)	1997-98
57	Anthony Tolliver (Sr.)	2006-07
57	Gregory Echenique (Jr.)	2011-12

Consecutive Free Throws

Since 1980

FT	Name	Dates of Streak
45	Doug McDermott	Dec. 1, 2013-Jan. 4, 2014
36	Booker Woodfox	Dec. 6, 2008-Jan. 6, 2009
35	Bob Portman	1967-68
32	Michael Lindeman	Jan. 23-Nov. 29, 2003
28	Kyle Korver	Jan. 27-March 15, 2001
28	Doug McDermott	March 10-Nov. 8, 2013
27	Matt West	Nov. 27, 1999-Jan. 15, 2000
27	Kyle Korver	Jan. 29-Nov. 20, 2000
27	Nate Funk	Dec. 30, 2006-Jan. 12, 2007
26	Isaiah Zierden	Jan. 4-March 9, 2017

Bold italics indicates player active in 2021-22

Career Records

Points Scored

Pts.	Name	Years
3,150	Doug McDermott	2010-14
2,116	Rodney Buford	1995-99
2,110	Bob Harstad	1987-91
1,983	Chad Gallagher	1987-91
1,876	Bob Portman	1966-69
1,801	Kyle Korver	1999-03
1,754	Nate Funk	2002-07
1,682	Rick Apke	1974-78
1,661	Paul Silas	1961-64
1,654	Vernon Moore	1981-85
1,575	Benoit Benjamin	1982-85
1,526	John C. Johnson	1975-79
1,500	Kevin McKenna	1977-81
1,437	Eddie Cole	1951-55
1,369	Gene Harmon	1971-74
1,361	Duan Cole	1987-92
1,342	Antoine Young	2008-12
1,313	Kenny Lawson Jr.	2006-11
1,309	Ryan Sears	1997-01
1,304	Mitch Ballock	2017-21
1,303	Elton Tuttle	1951-54
1,293	Marcus Zegarowski	2018-21
1,292	Marcus Foster	2016-18
1,272	Bob Gibson	1954-57
1,267	Wally Anderzunas	1965-67, 1968-69
1,254	Gary Swain	1983-87
1,241	Ty-Shon Alexander	2017-20
1,238	Ben Walker	1997-01
1,196	Ray Yost	1951-54
1,172	Dick Harvey	1956-59
1,155	Ethan Wragge	2009-14
1,152	Dane Watts	2004-08
1,140	Khyri Thomas	2015-18
1,116	Kenny Evans	1982-87
1,115	Doug Brookins	1972-75
1,115	Daryl Stovall	1978-82
1,093	Tim Powers	1964-67
1,050	Reggie Morris	1982-86
1,031	Johnny Mathies	2003-06
1,024	P'Allen Stinnett	2007-10
1,023	Rod Mason	1986-88
1,013	Austin Chatman	2011-15
1,006	Gregory Echenique	2010-13
1,004	Anthony Tolliver	2003-07

Scoring Average

Avg.	Name, Years	Pts.	GP
24.68	Bob Portman, 1966-69	1,876	76
21.72	Doug McDermott, 2010-14	3,150	145
20.51	Paul Silas, 1961-64	1,661	81
20.19	Bob Gibson, 1954-57	1,272	63
19.00	Marcus Foster, 2016-18	1,292	68
18.10	Benoit Benjamin, 1982-85	1,575	87
17.93	Rodney Buford, 1995-99	2,116	118
17.36	Wally Anderzunas, 1965-69	1,267	73
17.35	Tim Powers, 1964-67	1,093	63
17.05	Rod Mason, 1986-88	1,023	60



Doug McDermott is one of 10 men in NCAA history to score 3,000 career points.

Field Goals Made

FG	Name	Years
1,141	Doug McDermott	2010-14
811	Chad Gallagher	1987-91
778	Rodney Buford	1995-99
759	Bob Harstad	1987-91
747	Bob Portman	1966-69
673	Rick Apke	1975-78
649	Vernon Moore	1981-85
643	Paul Silas	1961-64
621	Nate Funk	2002-07
619	John C. Johnson	1975-79

Field Goal Attempts

FGA	Name	Years
2,075	Doug McDermott	2010-14
1,739	Rodney Buford	1995-99
1,705	Bob Portman	1966-69
1,584	Paul Silas	1961-64
1,558	Bob Harstad	1987-91
1,472	Chad Gallagher	1987-91
1,345	Wally Anderzunas	1965-69
1,307	Nate Funk	2002-07
1,258	Rick Apke	1974-78
1,255	Kevin McKenna	1977-81

Field Goal Percentage

Pct.	Name, Years	FGM-FGA
.684	Geoffrey Groselle, 2012-16	232-339
.646	Ryan Kalkbrenner, 2020-Pres.	248-384
.645	Christian Bishop, 2018-21	296-459
.628	Zach Hanson, 2013-17	218-347
.625	Gregory Echenique, 2010-13	374-598
.615	Will Artino, 2011-15	256-416
.611	Mike Grimes, 2000-04	292-478
.602	Martin Krampelj, 2015-19	311-517
.585	Vernon Moore, 1981-85	649-1,109
.562	Benoit Benjamin, 1982-85	610-1,085

3-pt Field Goals

3FG	Name	Years
371	Kyle Korver	1999-03
334	Ethan Wragge	2009-14
308	Mitch Ballock	2017-21
274	Doug McDermott	2010-14
245	Ryan Sears	1997-01
215	Marcus Zegarowski	2018-21
212	Rodney Buford	1995-99
210	Ty-Shon Alexander	2017-20
206	Jahenns Manigat	2010-14
200	Nate Funk	2002-07

3-pt FG Attempts

FGA	Name	Years
819	Kyle Korver	1999-03
773	Mitch Ballock	2017-21
761	Ethan Wragge	2009-14
689	Ryan Sears	1997-01
598	Doug McDermott	2010-14
565	Ty-Shon Alexander	2017-20
558	Rodney Buford	1995-99
508	Jahenns Manigat	2010-14
508	Marcus Zegarowski	2018-21
492	Nate Funk	2002-07
481	Matt Roggenburk	1986-90

3-pt FG Percentage

Pct.	Name, Years	3FGM-FGA
.458	Doug McDermott, 2010-14	274-598
.455	Booker Woodfox, 2007-09	147-323
.453	Kyle Korver, 1999-03	371-819
.441	Rod Mason, 1986-88	132-299
.440	Nerijus Karlikanovas, 1998-00	48-109
.439	Ethan Wragge, 2009-14	334-761
.431	Michael Lindeman, 2000-04	62-144
.429	Duan Cole, 1987-92	176-410
.423	Marcus Zegarowski, 2018-21	215-508
.407	Cole Huff, 2015-17	124-305

Free Throws Made

FT	Name	Years
594	Doug McDermott	2010-14
588	Bob Harstad	1987-91
525	Elton Tuttle	1951-54
418	Bob Gibson	1954-57
382	Bob Portman	1966-69
375	Paul Silas	1961-64
362	Antoine Young	2008-12
356	Vernon Moore	1981-85
355	Benoit Benjamin	1982-85
350	Dick Harvey	1956-60

Free Throw Attempts

FTA	Name	Years
800	Bob Harstad	1987-91
759	Elton Tuttle	1951-54
715	Doug McDermott	2010-14
637	Paul Silas	1961-64
575	Bob Gibson	1954-57
509	Antoine Young	2008-12
505	Dick Harvey	1956-60
503	Vernon Moore	1981-85
493	Benoit Benjamin	1982-85
487	Bob Portman	1966-69

Free Throw Percentage

Pct.	Name, Years	FTM-FTA
.891	Kyle Korver, 1999-03	312-350
.844	Mike Caruso, 1968-71	276-327
.831	Doug McDermott, 2010-14	594-715
.826	Cavel Witter, 2007-10	246-298
.817	Nate Funk, 2002-07	312-382
.813	Ty-Shon Alexander, 2017-20	231-284
.807	Ryan Sears, 1997-01	330-409
.800	Rick Apke, 1975-78	336-420
.796	James Farr, 1987-89	212-266
.786	Austin Chatman, 2011-15	246-313

Rebounds

Reb.	Name	Years
1,751	Paul Silas	1961-64
1,126	Bob Harstad	1987-91
1,088	Doug McDermott	2010-14
1,005	Benoit Benjamin	1982-85
979	Bob Portman	1966-69
891	Chad Gallagher	1987-91
762	Kenny Lawson Jr.	2006-11
716	Rodney Buford	1995-99
709	Rick Apke	1974-78
696	Wally Anderzunas	1965-67, 1968-69


Bold italics indicates player active in 2021-22

Blocked Shots

Blk.	Name	Years
411	Benoit Benjamin	1982-85
183	Chad Gallagher	1987-91
174	Gregory Echenique	2010-13
153	Kenny Lawson Jr.	2006-11
138	Brody Deren	2001-04
136	Anthony Tolliver	2003-07
127	Ryan Kalkbrenner	2020-Pres.
109	Doug Swenson	1997-99
104	Joe Dabbert	2000-04
82	Christian Bishop	2018-21

Assists

Ast.	Name	Years
570	Ryan Sears	1997-01
549	Ralph Bobik	1971-74
505	Antoine Young	2008-12
498	Grant Gibbs	2011-14
493	Austin Chatman	2011-15
458	Randy Eckler	1974-78
430	Tyler McKinney	2001-05
418	Vernon Moore	1981-85
391	Maurice Watson Jr.	2015-17
389	Marcus Zegarowski	2018-21



Ryan Sears remains Creighton's all-time leader in both career assists (570) and career steals (283).

Steals

Stl.	Name	Years
283	Ryan Sears	1997-01
196	Josh Dotzler	2005-09
195	Rodney Buford	1995-99
186	Duan Cole	1987-92
172	Kyle Korver	1999-03
157	Johnny Mathies	2003-06
154	Latrell Wrightsell	1988-92
150	Vernon Moore	1981-85
148	Ben Walker	1997-01
141	Khyri Thomas	2015-18

NCAA Tournament History (14-23)

1941 (8 teams)
Western Regional
Municipal Auditorium • Kansas City, Mo.
Washington State 48, Creighton 39 (3/21/41)
Creighton 45, Wyoming 44 (3/22/41)

1962 (25 teams)
Midwest Regional
Moody Coliseum • Dallas, Texas
Creighton 87, Memphis 83 (3/12/62)
Ahearn Field House • Manhattan, Kan.
Cincinnati 66, Creighton 46 (3/16/62)
Creighton 63, Texas Tech 61 (3/17/62)

1964 (25 teams)
Midwest Regional
Moody Coliseum • Dallas, Texas
Creighton 89, Oklahoma City 78 (3/9/64)
Levitt Arena • Wichita, Kan.
Wichita State 84, Creighton 68 (3/13/64)
Texas-El Paso 63, Creighton 52 (3/14/64)

1974 (25 teams)
Midwest Regional
North Texas Coliseum • Denton, Texas
Creighton 77, Texas 61 (3/9/74)
Mabee Center • Tulsa, Okla.
Kansas 55, Creighton 54 (3/14/74)
Creighton 80, Louisville 71 (3/16/74)

1975 (32 teams)
Midwest Regional
Memorial Coliseum • Lubbock, Texas
Maryland 83, Creighton 79 (3/15/75)

1978 (32 teams)
Midwest Regional
Levitt Arena • Wichita, Kan.
DePaul 80, Creighton 78 (3/12/78)

1981 (48 teams)
Mideast Regional
University of Dayton Arena • Dayton, Ohio
#9 St. Joseph's (Pa.) 59, #8 Creighton 57 (3/12/81)

1989 (64 teams)
Midwest Regional
Reunion Arena • Dallas, Texas
#3 Missouri 85, #14 Creighton 69 (3/17/89)

1991 (64 teams)
West Regional
Huntsman Center • Salt Lake City, Utah
#11 Creighton 64, #6 New Mexico St. 56 (3/14/91)
#3 Seton Hall 81, #11 Creighton 69 (3/16/91)

1999 (64 teams)
South Regional
Orlando Arena • Orlando, Fla.
#10 Creighton 62, #7 Louisville 58 (3/11/99)
#2 Maryland 75, #10 Creighton 63 (3/13/99)

2000 (64 teams)
Midwest Regional
H.H.H. Metrodome • Minneapolis, Minn.
#7 Auburn 72, #10 Creighton 69 (3/16/00)

2001 (65 teams)
East Regional
Nassau Coliseum • Uniondale, N.Y.
#7 Iowa 69, #10 Creighton 56 (3/15/01)

2002 (65 teams)
Midwest Regional
United Center • Chicago, Ill.
#12 Creighton 83, #5 Florida 82 (2OT) (3/15/02)
#4 Illinois 72, #12 Creighton 60 (3/17/02)

2003 (65 teams)
West Regional
Huntsman Center • Salt Lake City, Utah
#11 Central Michigan 79, #6 Creighton 73 (3/20/03)

2005 (65 teams)
Albuquerque Regional
Wolstein Center • Cleveland, Ohio
#7 West Virginia 63, #10 Creighton 61 (3/17/05)

2007 (65 teams)
South Regional
New Orleans Arena • New Orleans, La.
#7 Nevada 77, #10 Creighton 71 (OT) (3/16/07)

2012 (68 teams)
Midwest Regional
Greensboro Coliseum • Greensboro, N.C.
#8 Creighton 58, #9 Alabama 57 (3/16/12)
#1 North Carolina 87, #8 Creighton 73 (3/18/12)

2013 (68 teams)
Midwest Regional
Wells Fargo Center • Philadelphia, Pa.
#7 Creighton 67, #10 Cincinnati 63 (3/22/13)
#2 Duke 66, #7 Creighton 50 (3/24/13)

2014 (68 teams)
West Regional
AT&T Center • San Antonio, Texas
#3 Creighton 76, #14 Louisiana 66 (3/21/14)
#6 Baylor 85, #3 Creighton 55 (3/23/14)

2017 (68 teams)
Midwest Regional
Golden 1 Center • Sacramento, Calif.
#11 Rhode Island 84, #6 Creighton 73 (3/17/17)

2018 (68 teams)
South Regional
Spectrum Center • Charlotte, N.C.
#9 Kansas State 69, #8 Creighton 59 (3/16/18)

2021 (68 teams)
West Regional
Lucas Oil Stadium • Indianapolis, Ind.
#5 Creighton 63, #12 UC Santa Barbara 62 (3/20/21)
Hinkle Fieldhouse • Indianapolis, Ind.
#5 Creighton 72, #13 Ohio 58 (3/22/21)
#1 Gonzaga 83, #5 Creighton 65 (3/28/21)



Greg McDermott remains the only Creighton coach to win NCAA Tournament game in consecutive seasons, leading CU to victories in 2012, 2013 and 2014.

NCAA Records By Coach

Name (NCAA Years)	W-L
E.S. "Eddie" Hickey (1941)	1-1
John "Red" McManus (1962, '64)	3-3
Eddie Sutton (1974)	2-1
Tom Apke (1975, '78, '81)	0-3
Tony Barone (1989, '91)	1-2
Dana Altman (1999, '00, '01, '02, '03, '05, '07)	2-7
Greg McDermott (2012, '13, '14, '17, '18, '21)	5-6

Creighton's NCAA History

NCAA Tournament Breakdown

Appearances	22 (doesn't include 2022)
Best Finish	5th, Western Regional, 1941
Overall Record	14-23 (.378)
Albuquerque Region	0-1 (.000)
East Region	0-1 (.000)
Mideast Region	0-1 (.000)
Midwest Region	8-12 (.400)
South Region	1-3 (.250)
Southeast Region	0-0 (.000)
West Region	5-5 (.500)



Creighton made its first trip to the Sweet 16 since 1974 in 2021.

NCAA Tournament Statistics



Creighton's All-Time NCAA Statistics (sorted by points scored)

Name	Years	GP-GS	Min	FGM-A	Pct.	3FGM-A	Pct.	FTM-A	Pct.	Reb.	RPG	PF-D	Ast	TO	Blk	Stl	Pts.	Avg.
Doug McDermott	2012, 13, 14	6-6	215	45-99	.455	7-21	.333	32-35	.914	53	8.8	16-1	5	14	2	1	129	21.5
Paul Silas	1962, 64	6-6	-	35-103	.340	-	-	35-54	.648	101	16.8	22-1	-	-	-	-	105	17.5
Kyle Korver	2000, 01, 02, 03	5-4	171	21-58	.362	16-46	.348	13-14	.929	27	5.4	17-1	17	15	2	5	71	14.2
Doug Brookins	1974, 75	4-4	66*	30-60	.500	-	-	10-11	.909	36	9.0	7-0	2	6*	0*	2*	70	17.5
Gene Harmon	1974	3-3	35*	25-49	.510	-	-	10-10	1.000	20	6.7	6-0	11	2	1*	5*	60	20.0
Chad Gallagher	1989, 91	3-3	114	28-49	.571	1-2	.500	0-0	-	34	11.3	5-0	4	4	7	2	57	19.0
Terrell Taylor	2000, 01, 02	4-1	109	21-48	.438	14-34	.412	0-0	-	12	3.0	8-0	9	7	2	0	56	14.0
Marcus Zegarowski	2021	3-3	110	21-43	.488	10-20	.500	4-4	1.000	8	2.7	4-0	12	9	1	4	56	18.7
Ben Walker	1999, 2000, 01	4-4	114	22-45	.489	5-11	.455	6-6	1.000	23	5.8	14-1	3	10	0	2	55	13.8
Ethan Wragge	2012, 13, 14	6-2	119	17-35	.486	16-33	.485	2-3	.667	11	1.8	11-0	1	4	1	2	52	8.7
Chuck Officer	1962, 64	6-5	-	22-67	.328	-	-	5-8	.625	24*	-	15-1	-	-	-	-	49	8.2
Nate Funk	2003, 05, 07	3-2	95	19-40	.475	5-15	.333	5-6	.833	10	3.3	4-0	5	10	1	2	48	16.0
Austin Chatman	2012, 13, 14	6-4	169	14-36	.389	5-17	.294	11-15	.733	13	2.2	9-0	13	7	0	1	44	7.3
Elton McGriff	1964	3-3	-	16-33	.485	-	-	11-24	.458	24*	-	15-3	-	-	-	-	43	14.3
Gregory Echenique	2012, 13	4-4	109	18-31	.581	0-0	---	4-10	.400	24	6.0	10-0	0	3	6	2	40	10.0
Pete McManamon	1962	3-3	-	15-36	.417	-	-	9-16	.563	10*	-	8-1	-	-	-	-	39	13.0
Grant Gibbs	2012, 13, 14	6-6	187	14-32	.438	1-7	.143	10-16	.625	32	5.3	20-2	25	13	2	5	39	6.5
Mitch Ballock	2018, 21	4-4	138	13-38	.342	8-28	.286	5-6	.833	21	5.3	8-0	12	3	1	4	39	9.8
Christian Bishop	2021	3-3	85	18-24	.750	0-0	---	3-7	.429	31	10.3	9-0	3	6	2	3	39	13.0
Fritz Pointer	1964	3-3	-	17-40	.425	-	-	4-5	.800	16	5.3	11-1	-	-	-	-	38	12.7
Charles Butler	1974, 75	4-4	74*	16-34	.471	-	-	6-6	1.000	14	3.5	7-0	5	6*	0*	1*	38	9.5
James Bakos	1962	3-3	-	14-40	.350	-	-	9-14	.643	23*	-	15-3	-	-	-	-	37	12.3
Denzel Mahoney	2021	3-3	94	15-39	.385	5-19	.263	2-4	.500	11	3.7	5-0	5	1	0	0	37	12.3
Kevin McKenna	1978, 81	2-2	38*	15-22	.682	-	-	6-6	1.000	5	2.5	7-0	8	8	0	2	36	18.0
Ryan Sears	1999, 2000, 01	4-4	154	11-35	.314	7-27	.259	6-9	.667	9	2.3	8-0	26	9	0	12	35	8.8
Mike Grimes	2001, 02, 03	4-0	64	15-27	.556	0-0	-	4-8	.500	19	4.8	8-0	2	6	1	0	34	8.5
Bob Harstad	1989, 91	3-3	94	14-38	.368	0-0	-	5-11	.455	29	9.7	9-0	1	6	0	1	33	11.0
Ted Wuebben	1974	3-1	24*	13-23	.565	-	-	5-9	.556	8	2.7	8-1	5	3	0*	2*	31	10.3
Damien Jefferson	2021	3-3	103	13-34	.382	1-9	.111	2-2	1.000	13	4.3	8-0	8	7	0	4	29	9.7
Jahenns Manigat	2012, 13, 14	6-6	175	9-32	.281	6-26	.231	3-3	1.000	12	2.0	13-0	16	5	0	2	27	4.5
Rodney Buford	1999	2-2	70	11-38	.289	2-12	.167	2-2	1.000	14	7.0	6-0	3	3	1	6	26	13.0
Michael Lindeman	2001, 02, 03	4-3	86	10-19	.526	2-4	.500	4-4	1.000	14	3.5	8-0	7	3	0	1	26	6.5
Duan Cole	1991	2-2	64	8-15	.533	4-6	.667	4-4	1.000	1	0.5	3-0	4	6	0	2	24	12.0
Ed Beisser	1941	2-2	-	11-11*	-	-	-	2-2	1.000	-	-	6-0	-	-	-	-	24	12.0
Don Fleming	1941	2-2	-	11-11*	-	-	-	2-3	.667	-	-	2-0	-	-	-	-	24	12.0
J.L. Wagner	1962	3-1	-	8-34	.235	-	-	7-10	.700	8*	-	12-1	-	-	-	-	23	7.7
Tom Anderson	1974, 75	4-1	48*	10-14	.714	-	-	3-7	.429	5	1.3	5-0	8	6*	0*	0*	23	5.8
Donnie Johnson	1999, 00	3-3	56	9-15	.600	0-0	-	5-10	.500	9	3.0	11-1	2	4	1	2	23	7.7
Todd Eisner	1989, 91	3-1	72	7-19	.368	6-17	.353	2-2	1.000	4	1.3	11-1	13	11	0	3	22	7.3
Herb Millard	1962	3-3	-	7-30	.233	-	-	7-10	.700	6*	-	13-1	-	-	-	-	21	7.0
Marcus Foster	2017, 18	2-2	71	8-30	.267	2-14	.143	2-4	.500	9	4.5	4-0	3	6	0	1	20	10.0
Toby Hegner	2017, 18	2-1	39	7-17	.412	2-10	.200	3-3	1.000	9	4.5	4-0	1	1	1	0	19	9.5
Khyri Thomas	2017, 18	2-2	71	8-17	.471	2-5	.400	1-2	.500	14	7.0	6-0	6	3	1	4	19	9.5
Ralph Bobik	1974	3-3	38*	7-17	.412	-	-	5-8	.625	10	3.3	7-0	30	11*	0*	1*	19	6.3
Harry Forehand	1962, 64	4-0	-	6-16	.375	-	-	7-9	.778	11	2.8	4-0	-	-	-	-	19	4.8
Mike Heck	1974	3-2	16*	8-15	.533	-	-	2-2	1.000	11	3.7	6-0	1	0*	0*	0*	18	6.0
Rick Apke	1975, 78	2-1	16*	8-20	.400	-	-	2-2	1.000	6	3.0	4-0	8	5	0	1	18	9.0
Latrell Wrightsell	1989, 91	3-0	62	4-11	.364	1-2	.500	9-12	.750	7	2.3	4-0	5	4	0	0	18	6.0
Joe Dabbert	2001, 02, 03	4-0	37	6-12	.500	1-1	1.000	4-6	.667	4	1.0	9-0	1	0	4	1	17	4.3
George Morrow	1981	1-1	39	4-12	.333	-	-	9-10	.900	14	14.0	5-1	2	5	1	0	17	17.0
Dick Nolan	1941	2-1	-	6-6*	-	-	-	5-6	.833	-	-	3-0	-	-	-	-	17	8.5
Anthony Tolliver	2005, 07	2-2	58	8-20	.400	0-1	.000	1-2	.500	10	5.0	7-0	2	3	1	2	17	8.5
Josh Jones	2012	2-0	39	6-13	.462	4-7	.571	1-4	.250	3	1.5	3-0	2	0	0	2	17	8.5
Ronnie Harrell Jr.	2017, 18	2-0	39	5-10	.500	0-2	.000	7-10	.700	7	3.5	2-0	4	5	2	1	17	8.5
Johnny Mathies	2005	1-1	30	5-7	.714	1-2	.500	5-6	.833	1	1.0	5-1	2	4	0	2	16	16.0
Doug Swenson	1999	2-2	48	6-10	.600	0-1	.000	4-5	.800	7	3.5	7-1	1	7	3	2	16	8.0
Brody Deren	2002, 03	3-3	51	7-17	.412	0-0	-	2-5	.400	7	2.3	7-1	0	3	4	0	16	5.3
Larry House	2002, 03	3-3	50	7-22	.318	1-2	.500	0-0	-	11	3.7	7-1	0	5	0	4	15	5.0
Nick Porter	2007	1-1	40	6-13	.462	0-0	---	3-3	1.000	8	8.0	4-0	4	1	0	3	15	15.0
Livan Pyfrom	2000, 01	2-0	30	5-10	.500	0-0	-	4-6	.667	8	4.0	2-0	1	3	1	0	14	7.0
Daryle Heeke	1975	1-1	32	6-11	.545	-	-	2-3	.667	2	2.0	5-1	1	2	0	1	14	14.0
David Wesley	1978	1-1	-	7-10	.700	-	-	0-0	-	8	8.0	3-0	4	1	0	2	14	14.0
Nerijus Karlikanovas	1999	2-0	59	6-14	.429	2-9	.222	0-0	-	8	4.0	0-0	0	5	0	1	14	7.0
Randy Eccker	1978	1-1	-	5-8	.625	-	-	3-6	.500	2	2.0	3-0	9	1	0	2	13	13.0
James Farr	1989	1-1	40	5-11	.455	2-5	.400	0-0	-	5	5.0	2-0	5	2	0	0	12	12.0
Charlie Brown	1964	3-3	-	5-22	.227	-	-	2-3	.667	3	1.0	5-0	-	-	-	-	12	4.0
Matt Petty	1991	2-2	33	4-11	.364	4-9	.444	0-0	-	4	2.0	4-0	4	4	0	0	12	6.0
Antoine Young	2012	2-2	62	5-17	.294	0-1	.000	2-3	.667	2	1.0	4-0	9	4	0	2	12	6.0
Davion Mintz	2017, 18	2-2	44	5-13	.385	2-3	.667	0-0	---	6	3.0	3-0	4	1	0	0	12	6.0
Tyler McKinney	2002, 03, 05	4-4	119	3-13	.231	2-8	.250	3-4	.750	7	1.8	7-0	19	9	0	7	11	2.8
Bobby Miles	1964	3-0	-	4-9	.444	-	-	3-6	.500	6	2.0	3-0	-	-	-	-	11	3.7
Tony Pruitt	1981	1-1	34	4-9	.444	-	-	3-4	.750	1	1.0	2-0	3	3	0	0	11	11.0
Kevin Kuehl	1978	1-0	-	5-7	.714	-	-	0-1	.000	5	5.0	2-0	2	5	0	0	10	10.0
Corie Brandon	1999	2-0	44	1-12	.083	1-9	.111	7-8	.875	3	1.5	3-0	4	4	0	7	10	5.0
Shereef Mitchell	2021	3-0	43	4-11	.364	1-2	.500	1-3	.333	3	1.0	5-0	1	1	0	0	10	3.3
Arthur "Brownie" Jaquay	1941	2-2	-	4-4*	-	-	-	1-2	.500	-	-	3-0	-	-	-	-	9	4.5
DeAnthony Bowden	2002, 03	3-0	66	2-11	.182	1-6	.167	4-6	.667	7	2.3	5-0	10	8	0	4	9	3.0
Isacc Miles	2007	1-0	32	4-6	.667	1-3	.333	0-0	-	0	0.0	1-0	2	0	0	2	9	9.0
Avery Dingman	2012, 13, 14	6-0	52	4-9	.444	1-5	.250	0-0	---	13	2.2	8-0	2	2	0	1	9	1.5
Alan Huss	1999, 2000, 01	3-2	36	4-9	.444	0-1	.000	0-0	-	6	2.0	7-1	3	1	1	0	8	2.7
Carl Silvestrini	1962	3-0	-	4-10	.400	-	-	0-2	.000	3*	-	2-0	-	-	-	-	8	

Creighton's All-Time NCAA Statistics (Continued)

Name	Years	GP-GS	Min	FGM-A	Pct.	3FGM-A	Pct.	FTM-A	Pct.	Reb.	RPG	PF-D	Ast	TO	Blk	Stl	Pts.	Avg.
Cole Huff	2017	1-1	22	2-5	.400	1-3	.333	0-0	---	3	3.0	0-0	0	0	0	0	5	5.0
Richie Smith	1974	3-0	5*	2-4	.500	-	-	0-0	---	2	0.7	2-0	3	0*	0*	0*	4	1.3
Bimbo Pietro	1974	2-0	2*	2-2	1.000	-	-	0-0	---	0	0.0	1-0	0	0*	0*	0*	4	2.0
Zach Hanson	2014, 17	2-0	25	2-5	.400	0-0	---	0-0	---	5	2.5	2-0	2	1	0	0	4	2.0
Matt West	2000	1-1	22	1-3	.333	1-2	.500	0-0	---	1	1.0	0-0	0	0	0	0	3	3.0
Jimmy Motz	2005	1-0	11	1-4	.250	1-3	.333	0-0	---	2	2.0	2-0	0	2	0	0	3	3.0
Cornell Smith	1975	1-1	37	1-5	.200	-	-	1-4	.250	10	10.0	5-1	2	4	0	0	3	3.0
Kobe Paras	2017	1-0	2	1-1	1.000	1-1	1.000	0-0	---	1	1.0	1-0	0	0	0	0	3	3.0
Ty-Shon Alexander	2018	1-0	11	1-5	.200	1-4	.250	0-0	---	4	4.0	3-0	1	2	0	0	3	3.0
Pierce Hilbma	2005, 07	2-0	19	1-2	.500	1-2	.500	0-0	---	1	0.5	4-0	1	0	0	0	3	1.5
Geoffrey Groselle	2013, 14	2-0	4	1-1	1.000	0-0	---	1-1	1.000	0	0.0	0-0	0	0	0	0	3	1.5
Jordan Scurry	2017, 18	2-0	3	1-1	1.000	1-1	1.000	0-0	---	0	0.0	2-0	1	0	0	0	3	1.5
Will Artino	2012, 13, 14	5-0	20	0-2	.000	0-0	---	3-8	.375	5	1.0	4-0	0	1	1	0	3	0.6
Jeffrey Day	2005	1-0	16	1-3	.333	0-0	---	0-0	---	4	4.0	0-0	0	1	0	0	2	2.0
Alex Stivrins	1981	1-1	32	1-4	.250	-	-	0-0	---	2	2.0	2-0	2	2	0	0	2	2.0
Paul Trieschman	1981	1-0	8	0-0	---	-	-	2-2	1.000	0	0.0	1-0	0	0	0	0	2	2.0
Manny Gakou	2007	1-0	3	1-1	1.000	0-0	---	0-0	---	0	0.0	1-0	0	1	0	0	2	2.0
Martin Krampelj	2017	1-0	3	1-1	1.000	0-0	---	0-0	---	0	0.0	1-0	0	0	0	0	2	2.0
Devin Brooks	2014	2-0	22	1-9	.111	0-3	.000	0-0	---	5	2.5	2-0	5	2	0	1	2	1.0
Jacob Epperson	2018, 21	3-0	19	1-3	.333	0-0	---	0-0	---	1	0.3	3-0	0	3	1	1	2	0.7
Ryan Kalkbrenner	2021	3-0	32	1-6	.167	0-0	---	0-2	.000	4	1.3	4-0	0	1	1	2	2	0.7
Alex O'Connell	2021	3-0	11	1-3	.333	0-1	.000	0-0	---	3	1.0	1-0	0	1	0	0	2	0.7
Antwann Jones	2021	2-0	5	0-1	.000	0-0	---	2-2	1.000	1	0.5	0-0	0	1	0	0	2	1.0
Kevin Ross	1981	1-0	13	0-2	.000	-	-	1-2	.500	2	2.0	1-0	1	0	0	0	1	1.0
Ralph Langer	1941	2-2	-	0-0*	---	-	-	0-0	---	-	-	2-0	-	-	-	-	0	0.0
Jim Swassing	1962	2-0	-	0-1	.000	-	-	0-0	---	2*	-	2-0	-	-	-	-	0	0.0
Tom Dowling	1962	1-0	-	0-1	.000	-	-	0-0	---	0	0.0	0-0	-	-	-	-	0	0.0
Santos Jimenez	1962	1-0	-	0-3	.000	-	-	0-0	---	0	0.0	1-0	-	-	-	-	0	0.0
Tom Apke	1964	3-0	-	0-6	.000	-	-	0-1	.000	9	3.0	10-0	-	-	-	-	0	0.0
Loren James	1964	2-0	-	0-0*	---	-	-	0-2	.000	0	0.0	1-0	-	-	-	-	0	0.0
Jerry Massie	1974	2-0	1*	0-0	---	-	-	0-0	---	0	0.0	0-0	0	0*	0*	0*	0	0.0
Bob Scrutchens	1975	1-0	3	0-1	.000	-	-	0-0	---	0	0.0	1-0	0	0	0	0	0	0.0
Don Shearn	1941	1-0	-	0-0*	---	-	-	0-0	---	-	-	0-0	-	-	-	-	0	0.0
Robert Fitzgerald	1941	1-0	-	0-0*	---	-	-	0-0	---	-	-	1-0	-	-	-	-	0	0.0
Dave Mohr	1989	1-0	1	0-0	---	0-0	---	0-0	---	0	0.0	0-0	0	0	0	0	0	0.0
Tony Ball	1989	1-0	1	0-0	---	0-0	---	0-0	---	2	2.0	0-0	0	0	0	0	0	0.0
Ed Molitor	1989	1-0	1	0-0	---	0-0	---	0-0	---	0	0.0	0-0	0	0	0	0	0	0.0
Kevin Johnson	1989	1-0	1	0-1	.000	0-1	.000	0-0	---	0	0.0	0-0	0	0	0	0	0	0.0
Bill O'Dowd	1989, 91	2-0	3	0-1	.000	0-0	---	0-0	---	1	0.5	3-0	0	0	0	0	0	0.0
Chris Rodgers	1991	2-0	6	0-2	.000	0-0	---	0-0	---	2	1.0	1-0	0	0	0	0	0	0.0
Johnnie Williams	1991	1-0	2	0-0	---	0-0	---	0-0	---	0	0.0	0-0	0	0	0	0	0	0.0
Cliff Bates	1999	1-0	0+	0-0	---	0-0	---	0-0	---	0	0.0	0-0	0	0	0	0	0	0.0
Brett Angner	2000	1-0	1	0-1	.000	0-0	---	0-0	---	0	0.0	1-0	0	0	0	0	0	0.0
Dan Kolder	1999, 2000	2-0	1	0-0	---	0-0	---	0-0	---	0	0.0	0-0	0	0	0	0	0	0.0
John Klein	1999, 2001	2-0	7	0-0	---	0-0	---	0-0	---	0	0.0	2-0	0	0	0	0	0	0.0
Nick Bahe	2007	1-0	11	0-0	---	0-0	---	0-0	---	2	2.0	0-0	0	0	0	0	0	0.0
Josh Dotzler	2007	1-1	8	0-0	---	0-0	---	0-0	---	0	0.0	0-0	0	1	0	0	0	0.0
Ross Ferrarini	2012	1-0	1	0-0	---	0-0	---	0-0	---	0	0.0	0-0	0	0	0	0	0	0.0
Matthew Dorwart	2012	1-0	1	0-0	---	0-0	---	0-0	---	0	0.0	0-0	0	0	0	0	0	0.0
Taylor Stormberg	2012, 13	2-0	2	0-0	---	0-0	---	0-0	---	0	0.0	0-0	0	0	0	0	0	0.0
Andre Yates	2013	2-0	5	0-2	.000	0-1	.000	0-0	---	0	0.0	1-0	1	0	1	0	0	0.0
Nevin Johnson	2013	1-0	2	0-1	.000	0-1	.000	0-0	---	0	0.0	0-0	0	0	0	0	0	0.0
Alex Olsen	2013, 14	2-0	3	0-0	---	0-0	---	0-0	---	1	0.5	0-0	0	0	0	0	0	0.0
Tyler Clement	2017, 18	2-0	3	0-0	---	0-0	---	0-0	---	0	0.0	1-0	0	0	0	0	0	0.0
Isaiah Zierden	2017	1-0	9	0-1	.000	0-1	.000	0-0	---	2	2.0	1-0	0	2	0	1	0	0.0
Kaleb Joseph	2018	1-0	1	0-0	---	0-0	---	0-0	---	0	0.0	0-0	0	0	0	0	0	0.0
Manny Suarez	2018	1-0	1	0-0	---	0-0	---	0-0	---	1	1.0	0-0	0	0	0	0	0	0.0
Jett Canfield	2021	2-0	4	0-1	.000	0-0	---	0-0	---	1	0.5	1-0	0	0	0	0	0	0.0
Sami Osmani	2021	1-0	1	0-1	.000	0-1	.000	0-0	---	0	0.0	0-0	0	0	0	0	0	0.0
Andrew Merfeld	2021	1-0	0+	0-0	---	0-0	---	0-0	---	0	0.0	0-0	0	0	0	0	0	0.0
Nic Zeil	2021	2-0	2	0-0	---	0-0	---	0-0	---	0	0.0	0-0	0	0	0	1	0	0.0
Devin Davis	2021	2-0	1	0-0	---	0-0	---	0-0	---	0	0.0	0-0	0	0	0	0	0	0.0

*stats incomplete for some games in that category

Creighton's NCAA Tournament Records

Category	Individual, Game	Individual, Tourney	Individual, Career	Team, Game	Team, Tourney
Points	30, Doug McDermott, 3/21/14	60, Gene Harmon, 1974	129, Doug McDermott, 2012-14	89, Oklahoma City, 3/9/64	211, 1974
Pts. Per Game	-	24.0, Doug McDermott, 2013	21.5, Doug McDermott, 2012-14	-	71.5, 2002
Rebounds	27, Paul Silas, 3/9/64	57, Paul Silas, 1964	101, Paul Silas, 1962, 64	84, Memphis State, 3/12/62	160, 1964
Reb. Per Game	-	19.0, Paul Silas, 1964	16.8, Paul Silas, 1962, 64	-	53.3 1964
FG Made	13, Doug McDermott, 2012-14	25, Gene Harmon, 1974	45, Doug McDermott, 2012-14	36, Oklahoma City, 3/9/64	92, 1974
FG Attempted	31, Paul Silas, 3/12/62	61, Paul Silas, 1962	103, Paul Silas, 1962, 64	88, Memphis State, 3/12/62	235, 1962
FG Pct.	.889, Kevin McKenna, 3/12/78	.889, Kevin McKenna, 1978	.750, Christian Bishop, 2021	.643, DePaul, 3/12/78	.643, 1978
3FG Made	8, Terrell Taylor, 3/15/02	10, Terrell Taylor, 2002	16, Kyle Korver, 2000-03	13, Florida, 3/15/02	22, 2002
		10, Marcus Zegarowski, 2021	16, Ethan Wragge, 2012-14		
3FG Attempted	15, Terrell Taylor, 3/15/02	24, Terrell Taylor, 2002	46, Kyle Korver, 2000-03	34, Kansas State, 3/16/18	69, 2021
3FG Pct.	.800, Ethan Wragge, 3/22/13	.800, Ben Walker, 1999	.667, Duan Cole, 1991	.467, Cincinnati, 3/22/13	.415, 2002
		.800, Ethan Wragge, 2013			
FT Made	12, Paul Silas, 3/13/64	23, Doug McDermott, 2013	35, Paul Silas, 1962, 64	22, Cincinnati, 3/22/13	54, 1962
	12, Doug McDermott, 3/24/13				
FT Attempted	15, Paul Silas, 3/13/64	30, Paul Silas, 1962	54, Paul Silas, 1962, 64	35, Memphis, 3/12/62	85, 1962
FT Pct.	1.000, Doug McDermott, 3/24/13	1.000, Doug McDermott, 2013	1.000, Gene Harmon, 1974	.929, Louisville, 3/11/99	.884, 2013
Assists	12, Ralph Bobik, 3/9/74	30, Ralph Bobik, 1974	30, Ralph Bobik, 1974	31, DePaul, 3/12/78	62, 1974
Turnovers	9, Ralph Bobik, 3/9/74	11*, Ralph Bobik, 1974	15, Kyle Korver, 2000-03	22, Florida, 3/15/02	40, 2002
Steals	6, Corie Brandon, 3/13/99	8, Ryan Sears, 1999	12, Ryan Sears, 1999-01	14, Maryland, 3/13/99	24, 1999
Blocked Shots	4, Chad Gallagher, 3/14/91	6, Chad Gallagher, 1991	7, Chad Gallagher, 1989, 91	6, New Mexico State, 3/14/91	9, 1991
				6, Central Michigan, 3/20/03	

Creighton's NCAA Tournament Records

Individual, Single Game

Points		
30	Doug McDermott vs. Louisiana	3/21/14
28	Terrell Taylor vs. Florida	3/15/02
27	Paul Silas vs. Memphis State	3/12/62
27	Doug McDermott vs. Cincinnati	3/22/13
25	Elton McGriff vs. Oklahoma City	3/9/64
25	Doug Brookins vs. Maryland	3/15/75
Rebounds		
27	Paul Silas vs. Oklahoma City	3/9/64
24	Paul Silas vs. Memphis State	3/12/62
17	Paul Silas at Wichita State	3/13/64
16	Bob Harstad vs. New Mexico State	3/14/91
15	Doug Brookings vs. Kansas	3/14/74
15	Christian Bishop vs. Ohio	3/22/21
Field Goals Made		
13	Doug McDermott vs. Louisiana	3/21/14
11	Paul Silas vs. Memphis State	3/12/62
11	Gene Harmon vs. Texas	3/9/74
11	Chad Gallagher vs. Missouri	3/17/89
10	Fritz Pointer vs. Oklahoma City	3/9/64
10	Elton McGriff vs. Oklahoma City	3/9/64
10	Chuck Officer at Wichita State	3/13/64
10	Terrell Taylor vs. Florida	3/15/02
10	Nate Funk vs. Nevada	3/16/07
Field Goals Attempted		
31	Paul Silas vs. Memphis State	3/12/62
25	Chuck Officer vs. Wichita State	3/13/64
23	Doug McDermott vs. Louisiana	3/21/14
21	Rodney Buford vs. Louisville	3/11/99
21	Nate Funk vs. Nevada	3/16/07
21	Fritz Pointer vs. Oklahoma City	3/9/64
Field Goal Percentage		
.889	Kevin McKenna (8-9) vs. DePaul	3/12/78
.857	Ben Walker (6-7) vs. Maryland	3/13/99
.857	Christian Bishop (6-7) vs. Ohio	3/22/21
.833	Ted Weubben (5-6) vs. Louisville	3/16/74
.750	Doug Brookins (9-12) vs. Louisville	3/16/74
.750	Christian Bishop (6-8) vs. UCSB	3/20/21
3-Point Field Goals Made		
8	Terrell Taylor vs. Florida	3/15/02
5	Kyle Korver vs. Central Michigan	3/20/03
4	Ryan Sears vs. Auburn	3/16/00
4	Kyle Korver vs. Florida	3/15/02
4	Nate Funk vs. West Virginia	3/17/05
4	Ethan Wragge vs. Cincinnati	3/22/13
4	Ethan Wragge vs. Baylor	3/21/14
4	Mitch Ballock vs. Kansas State	3/16/18
4	Marcus Zegarowski vs. Ohio	3/22/21
3-Point Field Goals Attempted		
15	Terrell Taylor vs. Florida	3/15/02
13	Kyle Korver vs. Iowa	3/15/01
11	Mitch Ballock vs. Kansas State	3/16/18
10	Ryan Sears vs. Auburn	3/16/00
10	Kyle Korver vs. Auburn	3/16/00
3-Point Field Goal Percentage (min. 3 3FG's)		
.800	Ethan Wragge (4-5) vs. Cincinnati	3/22/13
.750	Ben Walker (3-4) vs. Maryland	3/13/99
.600	Terrell Taylor (3-5) vs. Auburn	3/16/00
.600	Kyle Korver (3-5) vs. Illinois	3/17/02
.571	Marcus Zegarowski (4-7) vs. Ohio	3/22/21
Free Throws Made		
12	Paul Silas at Wichita State	3/13/64
12	Doug McDermott vs. Duke	3/24/13
11	Doug McDermott vs. Cincinnati	3/22/13
9	Paul Silas vs. Cincinnati	3/16/02
9	George Morrow vs. St. Joseph's	3/12/87

Free Throws Attempted		
15	Paul Silas at Wichita State	3/13/64
12	Paul Silas vs. Cincinnati	3/16/62
12	Doug McDermott vs. Duke	3/24/13
11	Doug McDermott vs. Cincinnati	3/22/13
10	Paul Silas vs. Memphis	3/12/62
10	George Morrow vs. St. Joseph's	3/12/81
10	Donnie Johnson vs. Maryland	3/13/99
10	Ronnie Harrell Jr. vs. Rhode Island	3/17/17
Free Throw Percentage (min. 6 FT made)		
1.000	Gene Harmon (8-8) vs. Louisville	3/16/74
1.000	Charles Butler (6-6) vs. Maryland	3/15/75
1.000	Corie Brandon (6-6) vs. Maryland	3/13/99
.900	George Morrow (9-10) vs. St. Joseph's	3/12/81
.875	Doug Brookins (7-8) vs. Maryland	3/15/75
Assists		
12	Ralph Bobik vs. Texas	3/9/74
10	Ralph Bobik vs. Kansas	3/14/74
9	Todd Eisner vs. Missouri	3/17/89
9	Latrell Wrightsell vs. Seton Hall	3/16/91
8	Ralph Bobik vs. Louisville	3/16/74
8	Ryan Sears vs. Auburn	3/16/00
8	Marcus Zegarowski vs. UCSB	3/20/21
Turnovers		
9	Ralph Bobik vs. Texas	3/9/74
6	Todd Eisner vs. Missouri	3/17/89
6	Nate Funk vs. Central Michigan	3/20/03
6	Marcus Zegarowski vs. UCSB	3/20/21
5	Tom Anderson vs. Maryland	3/15/75
5	Kevin McKenna vs. DePaul	3/12/78
5	Kevin Kuehl vs. DePaul	3/12/78
5	John C. Johnson vs. DePaul	3/12/78
5	George Morrow vs. St. Joseph's	3/12/81
5	Kyle Korver vs. Central Michigan	3/20/03
5	Doug McDermott vs. Cincinnati	3/22/13
5	Grant Gibbs vs. Cincinnati	3/22/13
5	Damien Jefferson vs. Gonzaga	3/28/21
Steals		
6	Corie Brandon vs. Maryland	3/13/99
5	Tyler McKinney vs. West Virginia	3/17/05
5	Rodney Buford vs. Louisville	3/11/99
5	Ryan Sears vs. Maryland	3/13/99
3	Ryan Sears vs. Louisville	3/11/99
3	DeAnthony Bowden vs. Cent. Michigan	3/20/03
3	Nick Porter vs. Nevada	3/16/07
3	Khyri Thomas vs. Kansas State	3/16/18
3	Damien Jefferson vs. Gonzaga	3/28/21
Blocked Shots		
4	Chad Gallagher vs. New Mexico State	3/14/91
3	Doug Swenson vs. Maryland	3/13/99
3	Joe Dabbert vs. Central Michigan	3/20/03
2	Daryl Stovall vs. St. Joseph's	3/12/81
2	Darin Plautz vs. New Mexico State	3/14/91
2	Chad Gallagher vs. Seton Hall	3/16/91
2	Brody Deren vs. Central Michigan	3/20/03
2	Gregory Echenique vs. North Carolina	3/18/12
2	Gregory Echenique vs. Duke	3/24/13
2	Ronnie Harrell Jr. vs. Kansas State	3/16/18
2	Christian Bishop vs. UCSB	3/20/21

Team, Single Game

Points		
89	vs. Oklahoma City	3/9/64
87	vs. Memphis State	3/12/87
83	vs. Florida	3/15/02
79	vs. Maryland	3/15/75
78	vs. DePaul	3/12/78
Rebounds		
84	vs. Memphis State	3/12/62
62	vs. Oklahoma City	3/9/64
49	at Wichita State	3/13/64
49	vs. Texas Western	3/14/64
48	vs. Cincinnati	3/16/62
48	vs. Florida	3/15/02
Field Goals Made		
36	vs. Oklahoma City	3/9/64
36	vs. DePaul	3/12/78
35	vs. Texas	3/9/74
33	vs. Memphis State	3/12/62
33	vs. Louisville	3/16/74
Field Goals Attempted		
88	vs. Memphis State	3/12/62
85	vs. Oklahoma City	3/9/64
75	vs. Texas Tech	3/17/62
72	vs. Cincinnati	3/16/62
71	at Wichita State	3/13/64
71	vs. Nevada	3/16/07
Field Goal Percentage		
.643	vs. DePaul (36-56)	3/12/78
.565	vs. Texas (35-62)	3/9/74
.532	vs. Louisville (33-62)	3/16/74
.519	vs. Louisiana (28-54)	3/21/14
.490	vs. Kansas (24-49)	3/14/74
3-Point Field Goals Made		
13	vs. Florida	3/15/02
12	vs. Auburn	3/16/00
9	vs. Seton Hall	3/16/91
9	vs. Illinois	3/17/02
9	vs. Alabama	3/16/12
9	vs. Louisiana	3/21/14
9	vs. Kansas State	3/16/18
9	vs. Ohio	3/22/21
3-Point Field Goals Attempted		
34	vs. Kansas State	3/16/18
32	vs. Maryland	3/13/99
32	vs. Auburn	3/16/00
30	vs. Florida	3/15/02
28	vs. Iowa	3/15/01
3-Point Field Goal Percentage		
.467	vs. Cincinnati (7-15)	3/22/13
.433	vs. Florida (13-30)	3/15/02
.429	vs. Seton Hall (9-21)	3/16/91
.429	vs. Alabama (9-21)	3/16/12
.429	vs. Ohio (9-21)	3/22/21
Free Throws Made		
22	vs. Cincinnati	3/22/13
21	vs. Memphis State	3/12/62
20	at Wichita State	3/13/64
19	vs. Maryland	3/15/75
19	vs. St. Joseph's	3/12/81
Free Throws Attempted		
35	vs. Memphis	3/12/62
35	at Wichita State	3/13/64
28	vs. Oklahoma City	3/9/64
26	vs. Cincinnati	3/16/62
25	vs. Cincinnati	3/22/13

Free Throw Percentage		Field Goals Made		7 Ben Walker (2g)	1999
.929 vs. Louisville (13-14)	3/11/99	25 Gene Harmon (3g)	1974	7 Doug Swenson (2g)	1999
.889 vs. Duke (16-18)	3/24/13	21 Doug Brookins (3g)	1974	7 Grant Gibbs (2g)	2013
.880 vs. Cincinnati (22-25)	3/22/13	21 Marcus Zegarowski (3g)	2021	7 Damien Jefferson (3g)	2021
.875 vs. Wyoming (7-8)	3/22/41	20 Doug McDermott (2g)	2014		
.875 vs. Illinois (7-8)	3/17/02	19 Ed Beisser (3g)	1941	Steals	

Assists		Field Goals Attempted		8 Ryan Sears (2g)	1999
31 vs. DePaul	3/12/78	61 Paul Silas (3g)	1962	7 Corie Brandon (2g)	1999
22 vs. Louisville	3/16/74	49 Gene Harmon (3g)	1974	6 Rodney Buford (2g)	1999
22 vs. Florida	3/15/02	48 Chuck Officer (3g)	1964	5 Tyler McKinney (1g)	2005
20 vs. Kansas	3/14/74	43 Marcus Zegarowski (3g)	2021	4 Marcus Zegarowski (3g)	2021
20 vs. New Mexico State	3/14/91	42 Paul Silas (3g)	1964	4 Damien Jefferson (3g)	2021
20 vs. Seton Hall	3/16/91			Blocked Shots	
20 vs. Central Michigan	3/20/03	Field Goal Percentage (min. 8 FG made)		6 Chad Gallagher (2g)	1991

Turnovers		Field Goal Percentage (min. 8 FG made)		3 Darin Plautz (2g)	1991
22 vs. Florida	3/15/02	.889 Kevin McKenna (8-9) (1g)	1978	3 Doug Swenson (2g)	1999
21 vs. Central Michigan	3/20/03	.750 Christian Bishop (18-24) (3g)	2021	3 Joe Dabbert (1g)	2003
20 vs. DePaul	3/12/78	.688 Chad Gallagher (11-16) (1g)	1989	3 Gregory Echenique (2g)	2012
19 vs. Maryland	3/13/99	.643 Gregory Echenique (9-14) (2g)	2013	3 Gregory Echenique (2g)	2013
18 vs. Maryland	3/15/75	.615 Mike Grimes (8-13) (2g)	2002		
18 vs. Illinois	3/17/02	3-Point Field Goals Made		Points	

Steals		3-Point Field Goals Made		129 Doug McDermott (6g)	2012-13-14
14 vs. Maryland	3/13/99	10 Terrell Taylor (2g)	2002	105 Paul Silas (6g)	1962, 64
10 vs. Louisville	3/11/99	10 Mark Zegarowski (3g)	2002	71 Kyle Korver (5g)	2000-03
10 vs. Nevada	3/16/07	7 Kyle Korver (2g)	2012	70 Doug Brookins (4g)	1974-75
9 vs. Gonzaga	3/28/21	6 Ethan Wragge (2g)	2014	60 Gene Harmon (3g)	1974
8 vs. New Mexico State	3/14/91	6 Ethan Wragge (2g)		Points Per Game (min. 2 games)	
8 vs. Auburn	3/16/00	3-Point Field Goals Attempted		21.5 Doug McDermott (129/6)	2012-13-14
8 vs. West Virginia	3/17/05	24 Terrell Taylor (2g)	2002	20.0 Gene Harmon (60/3)	1974

Blocked Shots		3-Point Field Goals Attempted		19.0 Chad Gallagher (57/3)	1989, 91
6 vs. New Mexico State	3/14/91	19 Denzel Mahoney (3g)	2021	18.7 Marcus Zegarowski (56/3)	2021
6 vs. Central Michigan	3/20/03	17 Mitch Ballock (3g)	2002	18.0 Kevin McKenna (36/2)	1978, 81
5 vs. Maryland	3/13/99	14 Kyle Korver (2g)	2012		
3 vs. St. Joseph's	3/12/81	14 Ethan Wragge (2g)	2014	Rebounds	
3 vs. Seton Hall	3/16/91	14 Ethan Wragge (2g)		101 Paul Silas (6g)	1962, 64
3 vs. Auburn	3/16/00	3-Point Field Goal Percentage (min. 4 3 FG's made)		53 Doug McDermott (6g)	2012-13-14

3 vs. Florida	3/15/02	.800 Ben Walker (4-5) (2g)	1999	36 Doug Brookins (2g)	1974-75
3 vs. West Virginia	3/17/05	.800 Ethan Wragge (4-5) (2g)	2013	34 Chad Gallagher (3g)	1989, 91
3 vs. Alabama	3/16/12	.667 Duan Cole (4-6) (2g)	1991	32 Grant Gibbs (6g)	2012-13-14
3 vs. North Carolina	3/18/12	.571 Josh Jones (4-7) (2g)	2012		
3 vs. Louisiana	3/21/14	.556 Kyle Korver (5-9) (1g)	2003	Rebounds Per Game (min. 2 games)	
3 vs. Rhode Island	3/17/17	Free Throws Made		16.8 Paul Silas (101/6)	1962, 64

3 vs. Kansas State	3/16/18	23 Doug McDermott (2g)	2013	10.3 Christian Bishop (31/3)	2021
3 vs. UC Santa Barbara	3/20/21	20 Paul Silas (3g)	1962	11.3 Chad Gallagher (34/3)	1989, 91
		15 Paul Silas (3g)	1964	9.7 Bob Harstad (29/3)	1989, 91
		10 Gene Harmon (3g)	1974	9.0 Doug Brookins (36/4)	1974, 75
		9 Pete McManamon (3g)	1962	Field Goals Made	

Individual, Tournament

Points		9 James Bakos (3g)	1962	45 Doug McDermott (6g)	2012-13-14
60 Gene Harmon (3g)	1974	9 George Morrow (1g)	1981	35 Paul Silas (6g)	1962, 64
56 Marcus Zegarowski (3g)	2021	9 Latrell Wrightsell (2g)	1991	30 Doug Brookins (4g)	1974-75
54 Paul Silas (3g)	1962	Free Throws Attempted		28 Chad Gallagher (3g)	1989, 91
51 Paul Silas (3g)	1964	30 Paul Silas (3g)	1962	25 Gene Harmon (3g)	1974
48 Doug McDermott (2g)	2013	24 Paul Silas (3g)	1964	Field Goals Attempted	

45 Doug Brookins (3g)	1974	24 Elton McGriff (3g)	1964	103 Paul Silas (6g)	1962, 64
45 Doug McDermott (2g)	2014	23 Doug McDermott (2g)	2013	99 Doug McDermott (6g)	2012-13-14
		16 Pete McManamon (3g)	1962	67 Chuck Officer (6g)	1962, 64
Points Per Game (min. 2 games)		Free Throw Percentage (min. 7 FT made)		60 Doug Brookins (4g)	1974-75
24.0 Doug McDermott (2g)	2013	1.000 Doug McDermott (23-23) (2g)	2013	58 Kyle Korver (5g)	2000-03
22.5 Doug McDermott (2g)	2014	1.000 Gene Harmon (10-10) (3g)	1974	Field Goal Percentage (min. 10 FG Made)	

20.0 Gene Harmon (3g)	1974	.900 George Morrow (9-10) (1g)	1981	.750 Christian Bishop (18-24) (3g)	2021
19.0 Terrell Taylor (2g)	2002	.875 Doug Brookins (7-8) (1g)	1975	.714 Tom Anderson (10-14) (4g)	1974-75
18.7 Marcus Zegarowski (3g)	2021	.875 Corie Brandon (7-8) (2g)	1999	.682 Kevin McKenna (15-22) (2g)	1978, 81
		Assists		.581 Gregory Echenique (18-31) (4g)	2012-13
Rebounds		30 Ralph Bobik (3g)	1974	.571 Chad Gallagher (28-49) (3g)	1989, 91

57 Paul Silas (3g)	1964	16 Latrell Wrightsell (2g)	1991	3-Point Field Goals Made	
44 Paul Silas (3g)	1962	14 Ryan Sears (2g)	1999	16 Kyle Korver (5g)	2000-03
31 Doug Brookins (3g)	1974	12 Marcus Zegarowski (3g)	2021	16 Ethan Wragge (6g)	2012-13-14
31 Christian Bishop (3g)	2021	12 Mitch Ballock (3g)	2021	14 Terrell Taylor (4g)	2000-02
26 Chad Gallagher (2g)	1991	Turnovers		10 Marcus Zegarowski (3g)	2021

Rebounds Per Game (min. 2 games)		11* Ralph Bobik (3g)	1974	8 Mitch Ballock (4g)	2018, 21
19.0 Paul Silas (3g)	1964	9 Marcus Zegarowski (3g)	2021	3-Point Field Goals Attempted	
14.7 Paul Silas (3g)	1962	8 Kyle Korver (2g)	2002	46 Kyle Korver (5g)	2000-03
13.0 Chad Gallagher (2g)	1991	8 Doug McDermott (2g)	2013	34 Terrell Taylor (4g)	2000-02
12.0 Bob Harstad (2g)	1991			33 Ethan Wragge (6g)	2012-13-14

27	Ryan Sears (4g)	1999-01	6	Grant Gibbs	2012-13-14	Field Goal Percentage	
28	Mitch Ballock (3g)	2018, 21	6	Jahenns Manigat	2012-13-14	.643 1978 (36-56)	1 game
			6	Doug McDermott	2012-13-14	.532 1974 (92-173)	3 games
3-Point Field Goal Percentage (min. 4 3FG Made)							
.667	Duan Cole (4-6) (2g)	1991	Games Started			.459 2014 (50-109)	2 games
.571	Josh Jones (4-7) (2g)	2012	6	Paul Silas	1962, 64	.452 1989 (28-62)	1 game
.500	Marcus Zegarowski (10-20) (3g)	2021	6	Grant Gibbs	2012-13-14	.450 2003 (27-60)	1 game
.485	Ethan Wragge (16-33) (6g)	2012-13-14	6	Jahenns Manigat	2012-13-14	3-Point Field Goals Made	
.455	Ben Walker (5-11) (4g)	1999-01	6	Doug McDermott	2012-13-14	22	2002
			5	Chuck Officer	1962, 64	21	2021
Free Throws Made							
35	Paul Silas (6g)	1962, 64	Different Years Played			17	2012
32	Doug McDermott (6g)	2012-13-14	4	Kyle Korver	2000-03	14	1991
13	Kyle Korver (5g)	2000-03	3	Terrell Taylor	2000-02	14	2014
11	Elton McGriff (3g)	1964	3	Ben Walker	1999-01	3-Point Field Goals Attempted	
11	Austin Chatman (6g)	2012-13-14	3	Ryan Sears	1999-01	69	2021
			3	Mike Grimes	1999-01	53	2002
Free Throws Attempted							
54	Paul Silas (6g)	1962, 64	3	Michael Lindeman	2001-03	47	2014
35	Doug McDermott (6g)	2012-13-14	3	Joe Dabbert	2001-03	46	1999
24	Elton McGriff (3g)	1964	3	Tyler McKinney	2002, 03, 05	41	2012
16	Pete McManamon (3g)	1962	3	Alan Huss	1999-01	3-Point Field Goal Percentage	
16	Grant Gibbs (6g)	2012-13-14	3	Nate Funk	2003, 05, 07	.4151	2002 (22-53)
Free Throw Percentage (min. 8 FT Made)							
1.000	Gene Harmon (10-10) (3g)	1974	3	Austin Chatman	2012-13-14	.4146	2012 (17-41)
.929	Kyle Korver (13-14) (5g)	2000-03	3	Avery Dingman	2012-13-14	.412	2003 (7-15)
.914	Doug McDermott (32-35) (6g)	2012-13-14	3	Grant Gibbs	2012-13-14	.400	2005 (8-20)
.909	Doug Brookins (10-11) (4g)	1974-75	3	Doug McDermott	2012-13-14	.389	1989 (7-18)
.900	George Morrow (9-10) (1g)	1981	3	Will Artino	2012-13-14	.389	1991 (14-36)
Assists							
30	Ralph Bobik (3g)	1974	Wins Played In			Free Throws Made	
26	Ryan Sears (4g)	1999-01	3	Paul Silas	1962, 64	54	1962
25	Grant Gibbs (4g)	2012-13-14	3	Chuck Officer	1962, 64	45	1964
19	Tyler McKinney (4g)	2002, 03, 05	3	Austin Chatman	2012-13-14	38	2013
17	Kyle Korver (5g)	2000-03	3	Avery Dingman	2012-13-14	27	1974
			3	Grant Gibbs	2012-13-14	27	1999
			3	Jahenns Manigat	2012-13-14	Free Throws Attempted	
			3	Doug McDermott	2012-13-14	85	1962
Turnovers							
15	Kyle Korver (5g)	2000-03	Points			79	1964
14	Doug McDermott (6g)	2012-13-14	211	1974	3 games	43	2013
13	Grant Gibbs (6g)	2012-13-14	209	1964	3 games	37	1974
11	Todd Eisner (3g)	1989, 91	200	2021	3 games	34	1999
11	Ralph Bobik (3g)	1974	196	1962	3 games	Free Throw Percentage	
			143	2002	2 games	.884	2013 (38-43)
Steals							
12	Ryan Sears (4g)	1999-01	Points Per Game (min. 2 games)			.864	1981 (19-22)
7	Tyler McKinney (4g)	2002, 03, 05	71.5	2002	2 games	.857	1989 (6-7)
7	Corie Brandon (2g)	1999	70.3	1974	3 games	.846	2005 (11-13)
6	Rodney Buford (2g)	1999	69.7	1964	3 games	.800	2018 (4-5)
5	Kyle Korver (5g)	2000-03	66.7	2021	3 games	Assists	
5	Gene Harmon (3g)	1974	66.5	1991	2 games	62	1974
5	Grant Gibbs (6g)	2012-13-14	65.5	2012	2 games	41	2021
Blocked Shots							
7	Chad Gallagher (3g)	1989, 91	Rebounds			40	1991
6	Gregory Echenique (4g)	2012-13	160	1964	3 games	37	2002
4	Joe Dabbert (4g)	2001-03	145*	1962	3 games	31	1978
4	Brody Deren (3g)	2002-03	109	1974	3 games	Turnovers	
3	Doug Swenson (2g)	1999	97	2021	3 games	40	2002
3	Darin Plautz (2g)	1991	82	2002	2 games	35	1999
Fouls							
22	Paul Silas (6g)	1962, 64	Rebounds Per Game (min. 2 games)			30	1991
20	Grant Gibbs (6g)	2012-13-14	53.3	1964	3 games	30	2021
17	Kyle Korver (5g)	2000-03	48.3*	1962	3 games	26	2013
16	Doug McDermott (6g)	2012-13-14	41.0	2002	2 games	Steals	
15	Chuck Officer (6g)	1962, 64	40.0	1991	2 games	24	1999
15	Elton McGriff (3g)	1962	36.3	1974	3 games	18	2021
15	James Bakos (3g)	1962	Field Goals Made			11	2012
			92	1974	3 games	10	1991
			82	1964	3 games	10	2002
Fouled Out							
3	Elton McGriff (3g)	1962	81	2021	3 games	10	2007
3	James Bakos (3g)	1962	71	1962	3 games	Blocked Shots	
2	Grant Gibbs (6g)	2012-13-14	52	2002	2 games	9	1991
1	21 times, last Justin Patton (1g)	2017	Field Goals Attempted			6	2003
			235	1962	3 games	6	2012
			216	1964	3 games	5	1999
			187	2021	3 games	5	2021
			173	1974	3 games	Games Played	
			127	2002	2 games	6 Paul Silas	
						6 Chuck Officer	
						6 Austin Chatman	
						6 Avery Dingman	

Team, Tournament

NCAA Tournament Teams

1941 NCAA Tournament



Back Row (l-r): Don Shearn, Duane Noyes, Elmer Munden, Edward Beisser, Ralph Langer, Varro Ritter, Gene Haldeman. Front Row (l-r): Brownie Jaquay, Norman Engelbretson, Coach Eddie Hickey, Don Fleming, unidentified, Dick Nolan, Robert Fitzgerald.

Missouri Valley Conference Champions 18-7 Overall, 9-3 MVC

Participating in the third NCAA Tournament, MVC champion Creighton defeated Big Six Conference winner Iowa State in a first-round game to advance to the Western Regionals, where the Bluejays were in the same bracket as Southwest Conference champion Arkansas, Pacific Coast Conference champion Washington State and Big Seven Conference champ Wyoming ... Creighton clinched its first NCAA Tournament trip by winning at Washburn, 51-37, in the final game of the regular season ... at 9-3 in the Valley, the Jays finished one game ahead of second-place Oklahoma A&M ... Arthur "Brownie" Jaquay and Ed Beisser were named First Team All-MVC, while Gene Haldeman earned Second Team All-MVC accolades.

1941		Creighton (17-7)	39
		Washington State (25-5)	48
NCAA Tournament First Round			
March 21, 1941	Municipal Auditorium	Kansas City, Mo.	
Defining Moment: Creighton star Ed Beisser had three fouls in the first seven minutes, then watched from the bench as Washington State took a 25-14 halftime lead.			
Key Stat: All-Pacific Coast Conference center Paul Lindeman proved unstoppable, finishing with a game-high 26 points.			
CREIGHTON	fg	ft-a	pf pts
Arthur Jaquay.....	2	1-2	0 5
Don Fleming.....	3	1-2	1 7
Ed Beisser.....	5	0-0	3 10
Ralph Langer.....	0	0-0	2 0
Dick Nolan.....	5	4-5	2 14
James Thymne.....	1	1-1	1 3
Gene Haldeman.....	0	0-1	3 0
Totals	16	7-11	12 39
		.636	
WASHINGTON STATE	fg	ft-a	pf pts
Dale Gentry.....	1	1-1	1 3
Vern Butts.....	4	1-2	1 9
John Hooper.....	0	0-0	0 0
Paul Lindeman.....	12	2-6	3 26
Jim Zimmerman.....	1	0-0	0 2
Kirk Gebert.....	2	0-0	3 4
Ray Sundquist.....	2	0-3	1 4
Marvin Gilbert.....	0	0-0	0 0
Owen Hunt.....	0	0-0	0 0
Phil Mahan.....	0	0-0	1 0
Totals	22	4-12	10 48
		.333	
Officials: Oscar Herigstead, Ab Curtis. Technical Fouls: None.			
Team	1st	2nd	Total
Creighton	14	25	39
Washington State	25	23	48



Edgar S. "Eddie" Hickey
Head Basketball Coach
Creighton University
Omaha, Nebraska



Above: Eddie Hickey coached Creighton to its first NCAA Tournament game and victory in 1941.

Left: A look at the cover of the 1940-41 Creighton basketball media guide, which was then known as a "dope book." The guide was 16 pages.

The CREIGHTON UNIVERSITY



Basketball Dope Book
1940-41

1941		Creighton (18-7)	45
		Wyoming (14-6)	44
NCAA Tournament Western Regional Finals - 5th Place Game			
March 22, 1941	Municipal Auditorium	Kansas City, Mo.	
Defining Moment: Dick Nolan's free throw with 20 seconds left gave Creighton a 45-42 lead they would hold on to.			
Key Stat: Don Fleming, who played all but four minutes in CU's final 10 games, had a game-high 17 points.			
CREIGHTON	fg	ft-a	pf pts
Arthur Jaquay.....	2	0-0	3 4
Don Fleming.....	8	1-1	1 17
James Thymne.....	1	0-0	2 2
Ed Beisser.....	6	2-2	3 14
Ralph Langer.....	0	0-0	0 0
Dick Nolan.....	1	1-1	1 3
Gene Haldeman.....	1	3-4	4 5
Totals	19	7-8	14 45
		.875	
WYOMING	fg	ft-a	pf pts
Charles Bentson.....	2	2-2	1 6
Nick Krpan.....	0	0-0	0 0
Kenny Sailors.....	3	1-3	2 7
Lou Muir.....	0	0-0	0 0
Curt Gowdy.....	0	0-0	0 0
Jim Weir.....	5	1-4	2 11
Willie Rothman.....	1	2-2	0 4
Bill Strannigan.....	8	0-3	1 16
Totals	19	6-14	6 44
		.429	
Officials: Ab Curtis, Wally Cameron. Technical Fouls: None.			
Team	1st	2nd	Total
Creighton	24	21	45
Wyoming	20	24	44

NCAA Tournament Teams

1962 NCAA Tournament



Standing (l-r): Head coach John J. "Red" McManus, Harry Forehand, Michael Lynch, Robert Eickholt, Thomas Dowling, Carl Silvestrini, John Callaghan, Jim Swassing, Santos Jimenez. Sitting (l-r): J.L. Wagner, Chuck Officer, Peter McManamon, Paul Silas, Jim Bakos, Herb Millard, Assistant James Berry.


21-5 Overall, Independent

The Bluejays defeated Memphis State in the Midwest Regional preliminary game before falling, 66-46, to defending and eventual national champion Cincinnati in Manhattan, Kan. ... Creighton rebounded to defeat Texas Tech, 63-61, in the regional consolation game ... Paul Silas earned Honorable Mention All-America honors from AP and UPI after finishing second in the nation to Ohio State's Jerry Lucas in rebounding ... Silas' 563 rebounds remains Creighton's single-season record and his single-game total of 38 rebounds against Centenary still stands as the school record and, nationally, ties for eighth all-time ... Silas' 22.5 rebounds per game is still the ninth-best single-season rebounding average in NCAA history.



Left: Creighton's Jim Bakos (left) and Paul Silas (right) helped lead Creighton to the 1962 NCAA Tournament.

Below: Chuck Officer scored a total of 20 points in three NCAA Tournament games in 1962.



1962	Creighton (20-4)	87			
	Memphis State (15-7)	83			
NCAA Tournament First Round					
March 12, 1962	Moody Coliseum	Dallas, Texas			
Defining Moment: After Memphis State used a 13-1 run to close within 78-76 and 4:30 left on the clock, Paul Silas had six quick points to help CU pull away.					
Key Stats: Paul Silas set a facility record with 24 rebounds, two more than Wilt Chamberlain's mark originally set in 1957. With the victory, Creighton earned its first 20-win season since 1921-22.					
CREIGHTON	fg-fga	ft-a	reb	pf	pts
Herb Millard	2-7	0-1	2	5	4
Pete McManamon	6-9	5-8	2	1	17
Chuck Officer	3-7	2-2	8	5	8
Paul Silas	11-31	5-10	24	3	27
James Bakos	7-14	6-8	11	5	20
J.L. Wagner	4-16	3-5	5	5	11
Harry Forehand	0-0	0-0	0	0	0
Tom Dowling	0-1	0-0	0	0	0
Carl Silvestrini	0-0	0-1	0	0	0
Jim Swassing	0-0	0-0	1	1	0
Santos Jimenez	0-3	0-0	1	1	0
Team Rebounds			30		
Totals	33-88	21-35	84	26	87
	.375	.600			
MEMPHIS STATE	fg-fga	ft-a	reb	pf	pts
Don Drewel	0-0	0-0	0	0	0
George Kirk	5-9	5-6	6	5	15
Bob Neumann	7-16	9-12	8	5	23
Hunter Beckman	7-12	5-6	5	4	19
Larry Garber	5-16	3-4	4	3	13
James Horton	3-9	2-2	2	3	8
Tim Weaver	0-0	0-0	1	1	0
Jerry Parrish	1-9	1-2	4	3	3
Don Randolph	0-0	2-2	0	1	2
Team Rebounds			15		
Totals	28-71	27-34	45	25	83
	.394	.794			
Technical Fouls: CU Bench (2), Chuck Officer (CU), Jerry Parrish (MSU).					
Attendance: 6,500.					
Team	1st	2nd	Total		
Creighton	44	43	87		
Memphis State	47	36	83		

1962	Creighton (20-5)	46			
	#12 Cincinnati (26-2)	66			
NCAA Tournament Second Round					
March 16, 1962	Ahearn Fieldhouse	Manhattan, Kan.			
Defining Moment: Paul Silas had two fouls in the opening 90 seconds and was held to a career-low seven rebounds.					
Key Stat: Creighton shot just 19 percent and had one field goal in the opening 13:30 of the second half.					
CREIGHTON	fg-fga	ft-a	reb	pf	pts
Herb Millard	2-13	1-2	4	4	5
Pete McManamon	1-8	2-4	8	5	4
Paul Silas	3-14	9-12	7	4	15
Chuck Officer	2-9	0-0	1	1	4
James Bakos	2-14	3-4	12	5	7
J.L. Wagner	2-11	3-4	3	4	7
Carl Silvestrini	2-3	0-0	3	1	4
Team Rebounds			10		
Totals	14-72	18-26	48	24	46
	.194	.692			
#12 CINCINNATI	fg-fga	ft-a	reb	pf	pts
Ron Bonham	4-10	6-7	5	2	14
George Wilson	0-3	3-6	1	4	3
Paul Hogue	10-14	4-5	19	4	24
Tony Yates	0-7	2-3	5	1	2
Tom Thacker	5-8	2-3	13	1	12
Fred Dierking	1-3	0-0	2	1	2
Tom Siser	1-3	4-6	1	3	6
Dale Heidottling	0-1	0-2	1	1	0
Larry Shingleton	0-1	1-2	1	0	1
Jim Calhoun	1-1	0-0	1	0	2
Team Rebounds			10		
Totals	22-51	22-34	59	17	66
	.431	.647			
Officials: Rudy Maric, Roy Hale.					
Technical Fouls: None. Attendance: 8,000.					
Team	1st	2nd	Total		
Creighton	18	28	46		
#12 Cincinnati	29	37	66		

1962	Creighton (21-5)	63			
	Texas Tech (19-8)	61			
NCAA Tournament Consolation Round					
March 17, 1962	Ahearn Fieldhouse	Manhattan, Kan.			
Defining Moment: Down two with 30 seconds left, Herb Millard hit two free throws to tie it. After a Texas Tech turnover, Pete McManamon hit a 20-footer with eight seconds left to win it.					
Key Stat: Creighton's 21st win of the season was a record at the time.					
CREIGHTON	fg-fga	ft-a	reb	pf	pts
Herb Millard	3-10	6-7	-	4	12
Pete McManamon	8-19	2-4	-	2	18
J.L. Wagner	2-7	1-1	-	3	5
Paul Silas	3-16	6-8	13	4	12
James Bakos	5-12	0-2	-	5	10
Chuck Officer	3-3	2-2	-	5	8
Carl Silvestrini	2-7	0-1	-	1	4
Jim Swassing	0-1	0-0	-	1	0
Totals	24-75	15-24	-	23	63
	.320	.625			
TEXAS TECH	fg-fga	ft-a	reb	pf	pts
Bobby Gindorf	1-3	0-0	-	5	2
Del Ray Mounts	6-16	12-14	-	1	24
Roger Hennig	4-7	2-4	-	4	10
Mac Percival	4-14	1-3	-	3	9
Harold Hudgens	5-11	2-5	-	5	12
Sid Wall	1-6	2-4	-	3	4
Mike Farley	0-1	0-1	-	0	0
Mickey Milton	0-0	0-0	-	0	0
Totals	21-58	19-31	-	21	61
	.362	.613			
Technical Fouls: CU Bench (1). Attendance: 8,000.					
Team	1st	2nd	Total		
Creighton	34	29	63		
Texas Tech	30	31	61		

NCAA Tournament Teams

1964 NCAA Tournament



Standing (l-r): Head Coach John J. "Red" McManus, Charlie Brown, Harry Forehand, Tom Potter, Fred Losch, Fritz Pointer, Chuck Officer, Mike Lyons, Bob Miles, Assistant Herb Millard, Business Manager Gene Duffy. Sitting (l-r): Student Manager Frank O'Donovan, Bill Pfalmer, Merrill Smet, Loren James, Paul Silas, Elton McGriff, Jim Bakos, Tom Apke.

22-7 Overall, Independent

A CoSIDA First Team Academic All-American, Paul Silas was the Catholic Colleges Player of the Year and a Third Team All-American by both AP and UPI ... Silas finished second nationally with 21.75 rebounds per game, just .05 behind the leader, but led the nation in total rebounds (631) for the third-straight season ... Creighton's 22 wins established a then-school record and remains one of the best victory totals in school history ... of the Jays' five regular season losses, three came against NCAA Tourney qualifiers; defending and eventual national champion UCLA, Oklahoma City and Providence; and Creighton defeated Arizona State and Utah State.



Left: Creighton's Paul Silas is one of five players in NCAA history to average 20 points and 20 rebounds for his career, joining Julius Erving, Bill Russell, Artis Gilmore and Kermit Washington.

Below: Red McManus ranks third in school history with 138 wins, and his national scheduling philosophy helped put Creighton on the map.



1964	Creighton (22-5)	89			
	Oklahoma City (15-11)	78			
NCAA Tournament First Round					
March 9, 1964	Moody Coliseum	Dallas, Texas			
Defining Moment: Creighton used a 7-0 run to take a 65-56 lead with 10:30 to play.					
Key Stat: Paul Silas broke his own facility record with 27 rebounds.					
CREIGHTON	fg-a	ft-a	reb	pf	pts
Fritz Pointer	10-21	3-3	7	3	23
Chuck Officer	1-10	1-1	7	0	3
Elton McGriff	10-15	5-8	10	5	25
Charlie Brown	4-12	1-1	0	2	9
Paul Silas	7-15	1-6	27	4	15
Harry Forehand	3-6	6-8	5	2	12
Bobby Miles	1-3	0-1	2	0	2
Tom Apke	0-3	0-0	4	3	0
Totals	36-85	17-28	62	19	89
	.424	.607			
OKLAHOMA CITY	fg-a	ft-a	reb	pf	pts
Jim Miller	2-6	2-3	2	4	6
Charley Hunter	4-9	1-1	1	3	9
Eddie Jackson	5-10	2-3	24	3	12
Bud Koper	9-18	8-11	4	2	26
Jerry Lee Wells	9-15	1-4	6	5	19
James Ware	1-4	0-3	5	0	2
Dick Bagby	2-4	0-0	2	0	4
Ray Snider	0-2	0-0	1	0	0
Dennis Harris	0-0	0-0	0	0	0
Totals	32-68	14-25	45	17	78
	.471	.560			
Technical Fouls: None.					
Team	1st	2nd	Total		
Creighton	47	42	89		
Oklahoma City	38	40	78		

1964	Creighton (22-6)	68			
	at #5 Wichita State (22-5)	84			
NCAA Tournament Second Round					
March 13, 1964	Levitt Arena	Wichita, Kan.			
Defining Moment: Seldom-used reserve Larry Nosich scored all his points during an 8-2 run that gave Wichita State a 65-56 lead.					
Key Stat: All-American Dave Stallworth had 18 of his 22 points in the second-half, while also finishing with 23 rebounds on the night.					
CREIGHTON	fg-a	ft-a	reb	pf	pts
Fritz Pointer	3-10	1-1	5	5	7
Chuck Officer	10-25	1-2	3	4	21
Elton McGriff	1-7	4-9	6	5	6
Charlie Brown	1-8	1-2	2	2	3
Paul Silas	5-12	12-15	17	2	22
Harry Forehand	1-2	0-0	0	2	2
Loren James	0-0	0-2	0	1	0
Bobby Miles	3-6	1-3	4	3	7
Tom Apke	0-1	0-1	3	4	0
Team Rebounds			9		
Totals	24-71	20-35	49	28	68
	.338	.571			
#5 WICHITA STATE	fg-a	ft-a	reb	pf	pts
Dave Stallworth	7-17	8-9	23	3	22
Nate Bowman	5-10	6-9	8	4	16
Dave Leach	3-5	8-10	3	3	14
Kelly Pete	4-7	3-4	7	5	11
John Criss	1-6	0-0	1	5	2
Vernon Smith	1-5	7-7	5	3	9
Larry Nosich	4-5	0-1	2	3	8
Gerald Davis	1-1	0-0	0	1	2
Donny Rowland	0-0	0-0	0	0	0
Gerald Reimond	0-0	0-1	1	0	0
Team Rebounds			2		
Totals	26-56	32-41	52	27	84
	.464	.780			
Technical Fouls: Davis (WSU). Attendance: 10,811.					
Team	1st	2nd	Total		
Creighton	28	40	68		
#5 Wichita State	38	46	84		

1964	Texas-El Paso (25-3)	63			
	Creighton (22-7)	52			
NCAA Tournament Consolation Game					
March 14, 1964	Levitt Arena	Wichita, Kan.			
Defining Moment: Down 47-43, Texas-El Paso put together a 10-0 run over four minutes to take the lead for good.					
Key Stat: Texas-El Paso made 21-of-28 free throws, while CU hit just 8-of-16 shots from the charity stripe.					
TEXAS-EL PASO	fg-fga	ft-a	reb	pf	pts
Orsten Artis	3-11	3-3	13	1	9
Steve Tredennick	0-1	0-0	0	1	0
Andy Stoglin	1-8	8-8	6	1	10
Harry Flournoy	0-2	2-3	4	3	2
Jim "Bad News" Bames	6-15	3-4	10	5	15
Charles Banks	4-12	5-8	6	1	13
Bob Dibler	7-18	0-2	3	0	14
Team Rebounds			8		
Totals	21-67	21-28	50	12	63
	.313	.750			
CREIGHTON	fg-fga	ft-a	reb	pf	pts
Fritz Pointer	4-9	0-1	4	3	8
Chuck Officer	5-13	1-2	5	2	11
Elton McGriff	5-11	2-7	8	5	12
Charlie Brown	0-2	0-0	1	1	0
Paul Silas	6-15	2-3	13	5	14
Harry Forehand	2-8	1-1	6	0	5
Loren James	0-0	0-0	0	0	0
Bobby Miles	0-0	2-2	0	0	2
Tom Apke	0-2	0-0	2	3	0
Team Rebounds			10		1
Totals	22-60	8-16	49	20	52
	.367	.500			
Officials: Rudy Marich, John Lloyd.					
Technical Fouls: None. Attendance: 10,815.					
Team	1st	2nd	Total		
Texas-El Paso	26	37	63		
Creighton	32	20	52		

NCAA Tournament Teams


1974 NCAA Tournament



Standing (l-r): Assistant Tom Apke, Ted Wuebben, Ralph Bobik, Doug Brookins, Wayne Groves, Mike Heck, Daryl Heeke, Gene Harmon, Tom Anderson, Assistant Tom Brosnihan. Front Row (l-r): Richie Smith, Bimbo Pietro, Charles Butler, Head Coach Eddie Sutton, Jerry Massie, Brian Long, Dan Holt.

23-7 Overall, Independent

The first coach in NCAA history to guide four different schools to the NCAA Tournament, Eddie Sutton began that run with the 1973-74 Bluejays ... Creighton's 23 wins tied the 1921-22 squad's school record for victories in a season ... the 23 wins would remain the school record until the 1990-91 team went 24-8 ... during the summer of 1973, the Bluejay basketball team played an exhibition tour in 10 Brazilian cities ... including their exhibition tour, the 1973-74 Bluejays played games on two continents (North America and South America) and in 13 states (Arizona, California, Colorado, Hawaii, Indiana, Illinois, Kansas, Missouri, Nebraska, Oklahoma, South Dakota, Texas and Wisconsin).



Eddie Sutton's Creighton teams became known for their willingness to play anyone, anywhere, as evidenced by the "Travelin' Jays" theme from 1973-74. Even Sports Illustrated featured Creighton that season.

1974	Texas (12-15)	61
	#19 Creighton (22-6)	77
NCAA Tournament First Round		
March 9, 1974	NTSU Coliseum	Denton, Texas
Defining Moment: Creighton used a 13-0 run to take a 68-57 lead with 3:22 left.		
Key Stat: Ralph Bobik had 12 assists and was 3-for-3 from the field while directing the Creighton offense.		
TEXAS	fg-a	ft-a reb pf pts ast to blk stl min
Ed Johnson	7-11	2-4 7 1 16 0 2 1 0 38
Dan Krueger	4-10	0-0 1 0 8 4 0 0 4 38
Harry Larrabee	7-12	1-1 4 1 15 2 0 0 1 38
Larry Robinson	10-25	0-0 8 5 20 2 8 2 0 38
Rich Parson	0-3	0-0 5 4 0 3 1 0 1 24
Chris Voegelé	1-1	0-0 1 1 2 0 0 0 0 2
Hank Bauerschle	0-0	0-0 0 0 0 1 0 0 0 2
Bruce Baker	0-0	0-0 0 0 0 0 1 0 0 2
Tommy Weilert	0-0	0-0 0 1 0 0 1 0 0 5
Phillip Davis	0-1	0-0 0 0 0 0 0 0 1 2
Tyrone Johnson	0-0	0-0 1 2 0 2 2 1 0 9
James Price	0-0	0-0 0 0 0 0 0 0 0 2
Team Rebounds		6
Totals	29-63	3-5 33 15 61 13 16 4 7 200
	.460	.600
#19 CREIGHTON	fg-a	ft-a reb pf pts ast to blk stl min
Charles Butler	6-11	0-0 4 3 12 0 2 0 1 35
Doug Brookins	7-14	2-2 9 2 16 0 3 0 1 34
Ted Wuebben	5-10	1-2 2 1 11 3 0 0 2 24
Gene Harmon	11-17	0-0 6 2 22 2 2 1 0 35
Ralph Bobik	3-3	1-2 6 1 7 12 9 0 1 38
Bimbo Pietro	1-1	0-0 0 1 2 0 0 0 0 2
Jerry Massie	0-0	0-0 0 0 0 0 0 0 0 1
Tom Anderson	0-0	1-3 0 0 1 1 0 0 0 10
Richie Smith	0-1	0-0 0 0 0 1 0 0 0 5
Mike Heck	2-5	2-2 3 1 6 1 0 0 0 16
Team Rebounds		4
Totals	35-62	7-11 34 11 77 20 16 1 5 200
	.565	.636
Officials: Norm Van Arsdalen, George Strauthers.		
Technical Fouls: None. Attendance: 6,750.		
Team	1st 2nd Total	1stFG% 2ndFG% Total% Deadball
Texas	35 26 61	.432 .500 .460 0
#19 Creighton	35 42 77	.552 .576 .565 0

1974	#19 Creighton (22-7)	54
	#14 Kansas (22-6)	55
NCAA Tournament Second Round		
March 14, 1974	Mabee Center	Tulsa, Okla.
Defining Moment: Creighton led 54-53 with 1:21 left before KU's Tom Kivisto fed Tommie Smith for what turned out to be the game-winning lay-up.		
Key Stat: Doug Brookins, who had 10 points and 15 rebounds for Creighton, did not score in the second half.		
#19 CREIGHTON	fg-a	ft-a reb pf pts ast to
Charles Butler	2-2	0-0 2 1 4 0 0
Doug Brookins	5-14	0-0 15 0 10 2 0
Gene Harmon	7-13	2-2 6 0 16 4 0
Ralph Bobik	2-7	4-5 1 2 8 10 0
Mike Heck	2-3	0-0 1 2 4 0 0
Tom Anderson	2-2	0-0 1 0 4 1 0
Richie Smith	1-1	0-0 0 0 2 1 0
Ted Wuebben	3-7	0-1 3 5 6 2 0
Team Rebounds		6
Totals	24-49	6-8 35 10 54 20 16
	.490	.750
#14 KANSAS	fg-a	ft-a reb pf pts ast to
Norman Cook	4-7	3-4 7 1 11 3 0
Roger Morningstar	9-19	0-0 5 3 18 1 0
Dale Greenlee	2-8	0-1 4 1 4 3 0
Tom Kivisto	2-8	2-2 3 3 6 10 0
Danny Knight	1-4	0-0 1 0 2 2 0
Tommie Smith	2-3	0-0 1 1 4 0 0
Rick Suttle	5-13	0-0 6 2 10 0 0
Team Rebounds		4
Totals	25-62	5-7 31 11 55 19 0
	.403	.714
Officials: Crowley and Folsom.		
Technical Fouls: CU Bench (1). Attendance: 10,575.		
Team	1st 2nd Total	1stFG% 2ndFG% Total%
#19 Creighton	33 21 54	.593 .363 .490
#14 Kansas	30 25 55	- - .403

1974	#19 Creighton (23-7)	80
	#16 Louisville (21-7)	71
NCAA Tournament Consolation Round		
March 16, 1974	Mabee Center	Tulsa, Okla.
Defining Moment: Gene Harmon, who missed a shot that could have given CU a late lead one day earlier, had a game-high 22 points and team-best eight rebounds.		
Key Stat: Creighton made 53.2 percent of its shots from the floor and out-rebounded Louisville by a 40-32 margin.		
#19 CREIGHTON	fg-a	ft-a reb pf pts ast to
Charles Butler	2-5	0-0 3 1 4 3 0
Doug Brookins	9-12	1-1 7 2 19 0 2
Gene Harmon	7-19	8-8 8 4 22 5 0
Ralph Bobik	2-7	0-1 3 4 4 8 2
Mike Heck	4-7	0-0 7 3 8 0 0
Bimbo Pietro	1-1	0-0 0 0 2 0 0
Jerry Massie	0-0	0-0 0 0 0 0 0
Tom Anderson	2-3	1-2 2 1 5 5 1
Richie Smith	1-2	0-0 2 2 2 1 0
Ted Wuebben	5-6	4-6 3 2 14 0 3
Team Rebounds		5
Totals	33-62	14-18 40 19 80 22 8
	.532	.778
#16 LOUISVILLE	fg-a	ft-a reb pf pts ast to
Junior Bridgeman	5-13	3-5 8 1 13 6 0
Bill Butler	2-8	3-4 2 2 7 1 1
Allen Murphy	6-14	1-2 0 4 13 0 0
Terry Howard	3-4	3-3 1 3 9 3 1
Wesley Cox	3-6	2-2 8 4 8 0 3
Danny Brown	5-6	2-2 1 1 12 3 1
Jim Protenic	1-1	0-0 1 1 2 0 0
Tony Kinnaird	0-1	0-0 0 0 0 0 0
Stan Bunton	0-1	0-0 2 4 0 0 1
Jeff Wayne	0-0	0-0 1 0 0 0 2
Billy Harmon	0-0	0-0 0 1 0 0 0
Ike Whitfield	3-8	1-2 1 0 7 1 2
Team Rebounds		7
Totals	28-62	15-20 32 21 71 14 11
	.452	.750
Officials: Crowley and Folsom.		
Technical Fouls: None. Attendance: 10,575.		
Team	1st 2nd Total	Total
#19 Creighton	38 42 80	
#16 Louisville	38 33 71	

NCAA Tournament Teams

1975 NCAA Tournament



Standing (l-r): Assistant Tom Brosnihan, Assistant Gene Harmon, Tom Anderson, Rick Apke, Wayne Groves, Doug Brookins, Mike Heck, Russell Bland, Daryle Heeke, Tim McConnell, Cornell Smith, Head Coach Tom Apke, Assistant Mike Caruso. **Sitting (l-r):** Charles Butler, Brian Long, Randy Eccker, Bob Scrutchens, Paul Dinkins, Kevin Kuehl, Jerry Newell.

20-7 Overall, Independent

After scoring 24 points in the season-opener, junior center Mike Heck died in his sleep December 5 ... senior center Doug Brookins finished fourth nationally with an .882 free throw percentage ... the Bluejays lost to fourth-ranked Maryland at the NCAA Midwest Regional and also played in the Indiana Classic and the Far West Classic ... senior guard Charles Butler shared the team's MVP award with Brookins and earned the Tim Powers Memorial Trophy ... sophomore guard Daryl Heeke shared the team's Most Improved Player award with Cornell Smith after averaging 5.9 ppg ... Smith averaged 9.1 points and 6.3 rebounds.

1975		Creighton (20-7)	79							
		#4 Maryland (22-6)	83							
NCAA Tournament First Round										
March 15, 1975		Memorial Coliseum	Lubbock, Texas							
Defining Moment: Maryland closed the first half on a 15-5 run and led 43-31 at the break.										
Key Stat: Seniors Doug Brookins, Charles Butler and Tom Anderson had 56 of Creighton's 79 points.										
CREIGHTON	fg-a	ft-a	reb	pf	pts	ast	to	blk	stl	min
Charles Butler.....	6-16	6-6	5	2	18	2	4	0	0	39
Cornell Smith.....	1-5	1-4	10	5	3	2	4	0	0	37
Tom Anderson.....	6-9	1-2	2	4	13	1	5	0	0	38
Doug Brookins.....	9-20	7-8	5	3	25	0	1	0	1	32
Daryle Heeke.....	6-11	2-3	2	5	14	1	2	0	1	32
Tim McConnell.....	1-1	0-0	0	0	2	0	0	0	0	3
Bob Scrutchens.....	0-1	0-0	0	1	0	0	0	0	0	3
Rick Apke.....	1-4	2-2	2	1	4	0	2	0	0	16
Team Rebounds.....			4							
Totals.....	30-67	19-25	30	21	79	6	18	0	2	200
	.448	.760								
#4 MARYLAND	fg-a	ft-a	reb	pf	pts	ast	to	blk	stl	min
John Lucas.....	9-15	1-2	3	2	19	2	5	0	0	40
Maurice Howard.....	7-11	2-3	2	5	16	1	5	0	1	32
Brad Davis.....	6-9	2-2	0	5	14	2	4	0	1	31
Tom Roy.....	3-3	0-0	7	5	6	1	1	2	0	26
Owen Brown.....	8-11	0-3	11	3	16	2	5	1	0	40
Steve Sheppard.....	3-6	4-5	7	3	10	0	2	0	0	25
Chris Patton.....	0-0	2-2	0	0	2	0	1	0	0	1
Bill Hahn.....	0-0	0-2	1	0	0	0	0	0	0	5
Team Rebounds.....			2							
Totals.....	36-55	11-19	33	23	83	8	23	3	2	200
	.655	.579								
Technical Fouls: Tom Anderson (CU). Attendance: 7,100.										
Team	1st	2nd	Total							
Creighton	31	48	79							
#4 Maryland	43	40	83							

1978 NCAA Tournament



Back Row (l-r): Kevin Kuehl, Paul Trieschman, Kevin McKenna, Dan Clausen, Head Coach Tom Apke, Assistant Mike Caruso. **Middle Row (l-r):** Manager LaRohn Latimer, Assistant Tom Brosnihan, John C. Johnson, Paul Dinkins, Randy Eccker, Manager Camilo Alba. **Sitting (l-r):** Dennis Rasmussen, Tim McConnell, Rick Apke, Bill Butrym, Jim Honz, David Wesely.


Missouri Valley Conference Champions 19-9 Overall, 12-4 MVC (1st)

After a 29-year absence, Creighton won the Missouri Valley Conference regular season and tournament titles in its first year back ... the Jays clinched the regular season crown by defeating runner-up Southern Illinois, 62-56, in Carbondale on the last day of the regular season ... Creighton earned a bye to the MVC Tournament championship game, where it downed Larry Bird's Indiana State squad, 54-52, for the third-straight time ... Rick Apke hit a turn-around jumper from the top of the key in the final seconds to seal the title ... Creighton then fell 80-78 to DePaul in the first round of the NCAA Tournament at Wichita State.

1978		Creighton (19-9)	78							
		#4 DePaul (26-2)	80							
NCAA Tournament First Round										
March 12, 1978		Levitt Arena	Wichita, Kan.							
Defining Moment: Creighton led by 20 after 17 minutes, but could not hold on against a red-hot DePaul team that shot 76.9 percent in the second half.										
Key Stat: Creighton had 31 assists on 36 baskets, including 20-of-21 first-half buckets.										
CREIGHTON	fg-a	ft-a	reb	pf	pts	ast	to	blk	stl	
Rick Apke.....	7-16	0-0	4	3	14	8	3	0	1	
David Wesely.....	7-10	0-0	8	3	14	4	1	0	2	
Randy Eccker.....	5-8	3-6	2	3	13	9	1	0	2	
John C. Johnson.....	2-3	1-2	1	1	5	1	5	0	0	
Kevin McKenna.....	8-9	2-2	1	3	18	6	5	0	2	
Kevin Kuehl.....	5-7	0-1	5	2	10	2	5	0	0	
Tim McConnell.....	2-3	0-0	2	1	4	1	0	0	0	
Team Rebounds.....			7							
Totals.....	36-56	6-11	30	16	78	31	20	0	7	
	.643	.545								
#4 DEPAUL	fg-a	ft-a	reb	pf	pts	ast	to	blk	stl	
Joe Ponssetto.....	4-9	2-2	7	2	10	4	3	1	0	
Dave Corzine.....	9-14	1-2	11	2	19	2	4	1	1	
Curtis Watkins.....	7-10	0-1	3	5	14	2	1	0	2	
Randy Ramsey.....	7-12	1-1	3	3	15	5	0	1	3	
Gary Garland.....	7-13	6-7	2	3	20	7	3	0	4	
Clyde Bradshaw.....	0-2	0-0	0	2	0	0	1	0	0	
William Dise.....	0-5	2-4	3	0	2	1	0	0	1	
Team Rebounds.....			2							
Totals.....	34-65	12-17	31	17	80	21	12	3	11	
	.523	.706								
Technical Fouls: None. Attendance: 10,582.										
Team	1st	2nd	Total	1stFG%	2ndFG%	Total%				
Creighton	48	30	78	.724	.556	.643				
#4 DePaul	34	46	80	.359	.769	.523				

NCAA Tournament Teams

1981 NCAA Tournament



Standing (l-r): Head Coach Tom Apke, Assistant Tom Brosnihan, John Berigan, Tony Pruitt, Daryl Stovall, Alex Stivrins, Michael Johnson, Mark Jones, Assistant Mike Caruso. **Kneeling (l-r):** Paul Trieschman, Kevin Ross, Jim Honz, George Morrow, Joe Bresnahan, Richard Bates, Kevin McKenna.

21-9 Overall, 11-5 MVC (Tie-2nd)

After beating Indiana State and Tulsa at home in MVC Tournament preliminary games, the Bluejays gained an automatic berth into the NCAA Tournament by downing Antoine Carr and Cliff Levingston's Wichita State team in the Valley Tournament championship game at Levitt Arena in Wichita, Kan. ... playing at Dayton Arena in Dayton, Ohio, Creighton dropped its third-straight first-round NCAA Tournament contest by falling, 59-57, to Saint Joseph's (Pa.) ... George Morrow earned First Team All-MVC honors, while Kevin McKenna was tabbed for the Second Team.

1981		Saint Joseph's (23-7)	59							
		Creighton (21-9)	57							
NCAA Tournament First Round										
March 12, 1981	Univ. of Dayton Arena	Dayton, Ohio								
Defining Moment: Freshman center Tony Costner sank two free throws with three seconds left to lift the Hawks to victory.										
Key Stat: Creighton led 50-44 with 7:42 left but did not make another field goal until 1:10 remained.										
SAINT JOSEPH'S	fg-a	ft-a	reb	pf	pts	ast	to	blk	stl	min
Marcellus Williams	2-5	3-4	5	4	7	1	1	2	0	25
John Smith	8-11	4-5	10	4	20	3	2	0	0	37
Tony Costner	8-10	2-2	11	4	18	3	3	0	1	38
Jeffrey Clark	0-2	2-2	1	2	2	3	4	0	3	25
Bryan Warrick	4-15	0-3	5	2	8	6	1	0	2	32
Bill Mitchell	0-1	0-0	0	1	0	0	0	0	0	23
Lonnie McFarlan	2-9	0-0	2	1	4	2	3	0	1	17
Steve Kearney	0-0	0-0	0	1	0	0	0	0	0	3
Team Rebounds			5							
Totals	24-53	11-16	39	19	59	18	14	2	7	200
	.453		.688							
CREIGHTON	fg-a	ft-a	reb	pf	pts	ast	to	blk	stl	min
Alex Stivrins	1-4	0-0	2	2	2	2	2	0	0	32
Daryl Stovall	3-9	0-0	4	1	6	3	0	2	0	36
George Morrow	4-12	9-10	14	5	17	2	5	1	0	39
Tony Pruitt	4-9	3-4	1	2	11	3	3	0	0	34
Kevin McKenna	7-13	4-4	4	4	18	2	3	0	0	38
Paul Trieschman	0-0	2-2	0	1	2	0	0	0	0	8
Kevin Ross	0-2	1-2	2	1	1	1	0	0	0	13
Team Rebounds			1							
Totals	19-49	19-22	28	16	57	13	13	3	0	200
	.388		.864							
Officials: Hank Nichols, George Solomon, Willie Medhuesen.										
Technical Fouls: None. Attendance: 13,252.										
Team	1st	2nd	Total	1stFG%	2ndFG%	Total%	Deadball			
Saint Joseph's	24	35	59	.379	.542	.453	.453	3		
Creighton	25	32	57	.333	.440	.388	.388	0		

1989 NCAA Tournament



Standing (l-r): Lisa Gordy, Dr. Lee C. Bevilacqua, Latrell Wrightsell, Troy Bell, Bob Harstad, Todd Eisner, Bill O'Dowd, Chad Gallagher, Tony Ball, Matt Roggenburk, Chris Rodgers, Porter Moser, Kevin Johnson, Ed Molitor. **Sitting (l-r):** Kevin Hurley, James Farr, Rick Johnson, Brad Dunn, Tony Barone, Dick Fick, Reggie Morris, Duan Cole, Wayne Wagner.

Missouri Valley Conference Champions 20-11 Overall, 11-3 MVC (1st)

Picked to finish seventh in the preseason, the Bluejays opened 5-0 in MVC play and rolled to their first regular season crown since 1977-78 ... the Bluejays went on to win the MVC Tourney, downing Southern Illinois, 79-77, in the title game ... despite holding a 39-37 halftime lead against Missouri in the first round of the NCAA Tournament in Dallas, the Tigers outscored Creighton 24-7 down the stretch to oust the Bluejays ... head coach Tony Barone was voted Coach of the Year by both the MVC and District 12 ... James Farr, Chad Gallagher and Bob Harstad all earned First Team All-MVC honors and Gallagher was voted the MVP of the league tournament ... Farr also received Second-Team UPI Small All-America accolades.

1989		Creighton (20-11)	69								
		#6 Missouri (28-7)	85								
NCAA Tournament First Round											
March 17, 1989	Reunion Arena	Dallas, Texas									
Defining Moment: Missouri shot 57.6 percent after intermission, outscoring Creighton 48-30 in the second half en route to victory.											
Key Stat: Byron Irvin had a game-high 25 points and team-best five assists to help Missouri to the win.											
CREIGHTON	fg-a	3fg-a	ft-a	reb	pf	pts	ast	to	blk	stl	min
Porter Moser	2-4	1-1	1-1	0	3	6	0	2	0	1	13
Bob Harstad	3-11	0-0	1-2	5	3	7	0	1	0	0	23
Chad Gallagher	11-16	0-0	0-0	8	2	22	0	0	1	1	39
James Farr	5-11	2-5	0-0	5	2	12	5	2	0	0	40
Todd Eisner	4-7	3-6	0-0	3	5	11	9	6	0	1	29
Kevin Johnson	0-1	0-1	0-0	0	0	0	0	0	0	0	1
Ed Molitor	0-0	0-0	0-0	0	0	0	0	0	0	0	1
Tony Ball	0-0	0-0	0-0	2	0	0	0	0	0	0	1
Matt Roggenburk	2-8	1-5	0-0	2	2	5	2	2	1	1	33
Latrell Wrightsell	0-0	0-0	0-0	0	1	0	1	0	0	0	1
Troy Bell	1-3	0-0	4-4	3	1	6	2	0	0	0	17
Bill O'Dowd	0-1	0-0	0-0	1	1	0	0	0	0	0	1
Dave Mohr	0-0	0-0	0-0	0	0	0	0	0	0	0	1
Totals	28-62	7-18	6-7	29	20	69	19	13	2	4	200
	.452	.389	.857								
#6 MISSOURI	fg-a	3fg-a	ft-a	reb	pf	pts	ast	to	blk	stl	min
Doug Smith	7-13	1-1	3-4	5	2	18	1	0	1	0	25
Mike Sandbothe	0-3	0-0	0-0	5	4	0	2	1	0	0	20
Gary Leonard	5-8	0-0	1-1	6	2	10	0	2	3	2	28
Lee Coward	6-11	2-5	1-2	5	0	15	4	2	0	0	34
Byron Irvin	9-15	2-4	5-6	4	0	25	5	3	0	1	38
Nathan Buntin	1-2	0-1	0-0	2	0	2	0	0	0	0	7
Greg Church	5-8	0-0	3-5	5	2	13	0	2	1	0	24
Anthony Peeler	0-4	0-0	2-2	2	1	2	2	0	1	0	24
Team Rebounds			4								
Totals	33-64	5-11	14-20	38	11	85	14	10	6	3	200
	.516	.455	.700								
Officials: Clougherty, Samford, Stupin. Technical Fouls: None.											
Team	1st	2nd	Total	1stFG%	2ndFG%	Total%	Deadball				
Creighton	39	30	69	.577	.361	.452	.452	3			
#6 Missouri	37	48	85	.452	.576	.516	.516	2			

NCAA Tournament Teams

1991 NCAA Tournament




Standing (l-r): Chris Rodgers, Bob Harstad, Todd Geyer, Jerry Vanderheydt, Bill O'Dowd, Chad Gallagher, Darin Plautz. **Sitting (l-r):** Duan Cole, Johnnie Williams, Todd Eisner, Latrell Wrightsell, Matt Petty, Dennis Halligan, Greg Everett and Derek Bain.

Missouri Valley Conference Champions 24-8 Overall, 12-4 MVC (1st)

The 1990-91 Bluejays won a then school-record 24 games, while becoming the first team in school history to win at least 20 games in three straight years ... the Bluejays rode an eight-game winning streak to a one-game victory in the Valley regular season race, as well as the MVC Tournament title and a victory against New Mexico State in the first round of the NCAA Tournament in Salt Lake City, Utah ... Seton Hall then ended Creighton's run in the second round with an 81-69 victory against the Bluejays ... senior center Chad Gallagher was named the MVC's Most Valuable Player and was joined on the First Team by senior forward Bob Harstad ... the "Dynamic Duo," Harstad and Gallagher ended their playing careers as the top two scorers in school history.

1991		Creighton (24-7)	64								
		#15 New Mexico State (23-6)	56								
NCAA Tournament First Round											
March 14, 1991		Huntsman Center	Salt Lake City, Utah								
Defining Moment: Twin towers Bob Harstad and Chad Gallagher combined for 31 points, 30 rebounds and four blocked shots, helping CU rebound the Aggies 45-37.											
Key Stats: Creighton held New Mexico State to 30.8 percent shooting from the field, including a 21.9 percent mark in the first half. Creighton's 24th win was a school-record at the time.											
CREIGHTON	fg-a	3fg-a	ft-a	reb	pf	pts	ast	to	blk	stl	min
Bob Harstad	5-11	0-0	3-6	16	3	13	1	4	0	1	37
Darin Plautz	0-1	0-1	0-0	3	1	0	3	0	2	0	12
Chad Gallagher	9-17	0-0	0-0	14	2	18	0	1	4	1	37
Matt Petty	1-2	1-2	0-0	1	0	3	1	1	0	0	16
Duan Cole	6-12	3-4	2-2	1	1	17	4	3	0	2	37
Todd Eisner	1-9	1-8	2-2	1	4	5	4	3	0	2	32
Latrell Wrightsell	1-3	0-0	6-8	6	0	8	7	1	0	2	27
Chris Rodgers	0-1	0-0	0-0	0	1	0	0	0	0	0	2
Team Rebounds				3							
Totals	23-56	5-15	13-18	45	12	64	20	13	6	8	200
	.411	.333	.722								
#15 NEW MEXICO ST.	fg-a	3fg-a	ft-a	reb	pf	pts	ast	to	blk	stl	min
Reggie Jordan	2-7	0-0	1-2	3	3	5	2	0	0	1	25
Tracy Mare	3-8	0-0	0-0	13	2	6	0	0	2	1	33
Michael New	4-10	1-2	0-1	9	1	9	1	6	1	0	37
Randy Brown	3-7	1-2	5-6	3	5	12	4	2	1	1	30
William Benjamin	2-9	1-3	0-0	1	2	5	5	2	0	2	32
Terry Bennett	3-13	3-11	0-0	0	1	9	0	0	0	0	13
Ron Putzi	2-7	2-6	0-0	0	1	6	0	2	1	0	16
Chris Hickman	1-4	0-0	2-2	6	4	4	0	2	1	0	14
Team Rebounds				2							
Totals	20-65	8-24	8-11	37	19	56	12	14	6	5	200
	.308	.333	.727								
Officials: Burr, Shapiro, Howell.											
Technical Fouls: None. Attendance: 12,276.											
Team	1st	2nd	Total	1stFG%	2ndFG%	Total%	Deadball				
Creighton	24	40	64	.345	.481	.411	3				
#15 New Mexico St.	19	37	56	.219	.394	.308	1				



Creighton's five-man senior class included Chad Gallagher (back left), Todd Eisner (back middle), Bill O'Dowd (back right), Darin Plautz (front left) and Bob Harstad (front right).

1991		Creighton (24-8)	69								
		#13 Seton Hall (24-8)	81								
NCAA Tournament Second Round											
March 16, 1991		Huntsman Center	Salt Lake City, Utah								
Defining Moment: Terry Dehere had 28 points on 12-of-18 shooting in 32 minutes of play for Seton Hall.											
Key Stat: Seton Hall shot 64.3 percent in the second half, outscoring CU 50-37 after break.											
CREIGHTON	fg-a	3fg-a	ft-a	reb	pf	pts	ast	to	blk	stl	min
Bob Harstad	6-16	0-0	1-3	8	3	13	0	1	0	0	34
Darin Plautz	2-8	1-5	2-2	7	2	7	4	3	1	1	31
Chad Gallagher	8-16	1-2	0-0	12	1	17	4	3	2	0	38
Matt Petty	3-9	3-7	0-0	3	4	9	3	3	0	0	17
Duan Cole	2-3	1-2	2-2	0	2	7	0	3	0	0	27
Johnnie Williams	0-0	0-0	0-0	0	0	0	0	0	0	0	2
Todd Eisner	2-3	2-3	0-0	0	2	6	0	2	0	0	11
Latrell Wrightsell	3-8	1-2	3-4	1	3	10	9	2	0	1	34
Bill O'Dowd	0-0	0-0	0-0	0	2	0	0	0	0	0	2
Chris Rodgers	0-1	0-0	0-0	2	0	0	0	0	0	0	4
Team Rebounds				2							
Totals	26-64	9-21	8-11	35	19	69	20	17	3	2	200
	.406	.429	.727								
#13 SETON HALL	fg-a	3fg-a	ft-a	reb	pf	pts	ast	to	blk	stl	min
Gordon Winchester	6-9	0-0	0-0	5	2	12	4	4	0	0	31
Arturas Karnishovas	1-3	0-2	4-4	5	3	6	4	0	0	1	23
Anthony Avent	7-15	0-0	3-6	11	0	17	3	2	3	2	30
Oliver Taylor	4-7	1-3	0-0	1	2	9	3	1	0	2	25
Terry Dehere	12-18	4-7	0-1	3	2	28	0	2	0	2	32
Bryan Caver	2-3	0-1	3-6	2	0	7	3	1	2	0	19
Daryl Crist	0-0	0-0	0-1	0	0	0	0	0	1	0	4
Jerry Walker	0-3	0-0	2-2	7	4	2	2	1	3	1	22
Assaf Barnes	0-0	0-0	0-0	1	1	0	0	2	1	0	11
Chris Davis	0-1	0-0	0-0	0	1	0	0	1	1	0	3
Team Rebounds				2							
Totals	32-59	5-13	12-20	37	15	81	19	15	10	8	200
	.542	.385	.600								
Officials: Tanner, Herring, Pattillo.											
Technical Fouls: None. Attendance: 14,869.											
Team	1st	2nd	Total	1stFG%	2ndFG%	Total%	Deadball				
Creighton	32	37	69	.423	.395	.406	1				
#13 Seton Hall	31	50	81	.452	.643	.542	3				

NCAA Tournament Teams

1999 NCAA Tournament

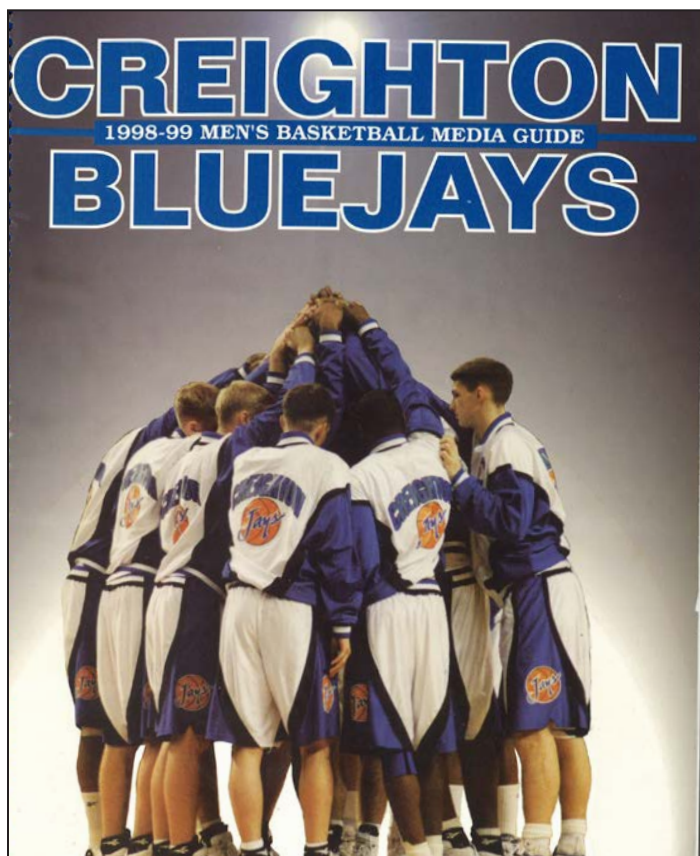


Standing (l-r): Justin Haynes, John Klein, Donnie Johnson, Alan Huss, Doug Swenson, Nerijus Karlikanovas, Rodney Buford, Cliff Bates, Matt West. **Sitting (l-r):** Dan Kolder, Jason Ourada, Corie Brandon, Ryan Sears, Ben Walker.

Missouri Valley Conference Champions 22-9 Overall, 11-7 MVC (Tie-2nd)

Led by senior Rodney Buford, who became the school's all-time leading scorer with 2,116 points, the Bluejays won their fifth MVC tourney title to secure a spot in the NCAA Tournament, where 10th-seeded Creighton defeated No. 7 Louisville, 62-58, in the first round of the South Region ... an early 6-0 start was highlighted by a 75-73 win at Iowa, the Hawkeyes' lone setback in their first 14 games ... Dana Altman became just the third coach in the MVC's 92-year history to have led his team to an improved overall record five straight years ... Buford became just the third player in league history to be named to the All-MVC squad in four seasons ... he was also named Honorable Mention All-America by the AP ... senior Doug Swenson would be named to the MVC All-Defensive Team, as well as Honorable Mention All-Valley ... sophomore Ryan Sears joined Swenson on the Honorable Mention squad.

1999		Creighton (22-8)		62							
		Louisville (19-11)		58							
NCAA Tournament First Round											
March 11, 1999		Orlando Arena		Orlando, Fla.							
Defining Moment: Ben Walker's three-pointer with 3:05 left gave Creighton its first lead of the game at 49-47. A trey by Rodney Buford with 2:13 remaining gave CU the lead for good at 52-49.											
Key Stat: Creighton made 13-of-14 free throw attempts for the game, including 10-of-10 in the final 92 seconds to ice the win.											
CREIGHTON	fg-a	3fg-a	ft-a	reb	pf	pts	ast	to	blk	stl	min
Rodney Buford	6-21	1-6	0-0	8	2	13	1	3	0	5	37
Donnie Johnson	3-3	0-0	0-0	4	2	6	0	0	0	0	19
Doug Swenson	4-5	0-0	3-3	2	2	11	0	4	0	1	25
Ben Walker	5-12	1-1	5-5	5	4	16	1	3	0	0	27
Ryan Sears	1-3	0-2	4-4	3	1	6	7	4	0	3	39
Corie Brandon	0-4	0-3	1-2	1	1	1	0	1	0	1	16
Justin Haynes	0-1	0-0	0-0	0	0	0	0	0	0	0	4
Nerijus Karlikanovas	4-5	1-2	0-0	7	0	9	0	1	0	0	32
Team Rebounds				1							
Totals	23-54	3-14	13-14	31	12	62	9	16	0	10	199
	.426	.214	.929								
LOUISVILLE	fg-a	3fg-a	ft-a	reb	pf	pts	ast	to	blk	stl	min
Tony Williams	8-14	3-6	2-3	4	1	21	2	7	0	1	32
Nate Johnson	7-11	0-1	0-0	0	4	14	2	1	2	2	32
Alex Sanders	1-5	1-3	0-0	7	3	3	1	2	0	0	26
Marques Maybin	4-7	0-1	0-0	6	4	8	5	6	0	3	32
Cameron Murray	1-5	0-1	2-3	1	3	4	3	3	0	2	37
Eric Johnson	1-4	1-3	0-0	5	3	3	1	1	0	0	16
Dion Edward	1-1	0-0	1-2	2	0	3	0	1	0	2	15
Kevin Smiley	1-2	0-0	0-1	2	0	2	1	0	0	0	10
Team Rebounds				3							
Totals	24-49	5-15	5-9	30	18	58	15	21	2	10	200
	.490	.333	.556								
Officials: Bob Donato, Raymond Perone, Andy Rios.											
Technical Fouls: None. Attendance: 10,032.											
Team	1st	2nd	Total	1stFG%	2ndFG%	Total%	Deadball				
Creighton	23	39	62	.379	.480	.426	0				
Louisville	31	27	58	.500	.478	.490	0				



Creighton's 1999 team started a program-record streak of five consecutive NCAA Tournament appearances.

1999		Creighton (22-9)		63							
		#5 Maryland (28-5)		75							
NCAA Tournament Second Round											
March 13, 1999		Orlando Arena		Orlando, Fla.							
Defining Moment: Creighton trailed 67-57 with 5:05 left but missed their next five field goal attempts and had two turnovers as Maryland built up its lead.											
Key Stat: Rodney Buford had 13 points in his final game to become Creighton's all-time leading scorer.											
CREIGHTON	fg-a	3fg-a	ft-a	reb	pf	pts	ast	to	blk	stl	min
Rodney Buford	5-17	1-6	2-2	6	4	13	2	0	1	1	33
Donnie Johnson	4-6	0-0	5-10	5	3	13	0	2	1	0	19
Doug Swenson	2-5	0-1	1-2	5	5	5	1	3	3	1	23
Ben Walker	6-7	3-4	0-0	4	5	15	1	4	0	0	25
Ryan Sears	1-9	1-8	0-0	2	2	3	7	2	0	5	37
Corie Brandon	1-8	1-6	6-6	2	2	9	4	3	0	6	28
Dan Kolder	0-0	0-0	0-0	0	0	0	0	0	0	0	0+
Cliff Bates	0-0	0-0	0-0	0	0	0	0	0	0	0	0+
John Klein	0-0	0-0	0-0	0	0	0	0	0	0	0	0+
Alan Huss	0-0	0-0	0-0	0	0	0	0	0	0	0	0+
Justin Haynes	0-0	0-0	0-0	3	2	0	0	1	0	0	8
Nerijus Karlikanovas	2-9	1-7	0-0	1	0	5	0	4	0	1	27
Team Rebounds				4							
Totals	21-61	7-32	14-20	32	23	63	15	19	5	14	200
	.344	.219	.700								
#5 MARYLAND	fg-a	3fg-a	ft-a	reb	pf	pts	ast	to	blk	stl	min
Laron Profit	1-11	0-2	4-4	2	3	6	2	2	0	0	32
Terrence Morris	6-11	1-4	7-8	12	3	20	5	4	3	2	36
Lonny Baxter	6-9	0-0	4-7	4	4	16	0	0	0	0	14
Terrell Stokes	1-2	1-1	0-0	5	3	3	3	4	0	2	31
Steve Francis	5-10	1-2	7-9	13	2	18	2	7	1	4	36
Juan Dixon	3-5	1-2	0-0	1	1	7	0	0	0	0	13
Danny Miller	1-6	0-2	2-2	4	3	4	1	4	0	3	24
Mike Mardesich	0-2	0-0	1-2	3	2	1	0	2	1	0	14
Team Rebounds				4							
Totals	23-56	4-13	25-32	48	21	75	13	23	5	11	200
	.411	.308	.781								
Officials: Bob Donato, Ed Hightower, Tom Eades.											
Technical Fouls: None. Attendance: 14,959.											
Team	1st	2nd	Total	1stFG%	2ndFG%	Total%	Deadball				
Creighton	32	31	63	.379	.313	.344	4				
#5 Maryland	45	30	75	.412	.409	.411	2				

NCAA Tournament Teams

2000 NCAA Tournament



Standing (l-r): Justin Haynes, Michael Lindeman, Kyle Korver, Joe Dabbert, Livan Pyfrom, Alan Huss, Donnie Johnson, Mike Grimes, John Klein. **Sitting (l-r):** Ryan Sears, Brett Angner, Dan Kolder, Matt West, Terrell Taylor, Ben Walker, Jevin Budde.

Missouri Valley Conference Champions 23-10 Overall, 11-7 MVC (4th)

The Bluejays won their first nine games of the season, and then won nine of their final 12 regular-season games, to earn their second straight automatic berth into the NCAA Tournament ... the Bluejays were the 10th seed at the NCAA Midwest Regional, where they lost to seventh-seeded Auburn, 72-69 ... Creighton set an MVC record with 289 treys on the season and finished second in the nation in three-point field goal percentage (.416) ... five Bluejay players were among the league's top seven for three-point accuracy ... guards Ryan Sears and Ben Walker were both named Second Team All-MVC and were on the All-MVC Tournament team ... Sears also earned MVP honors at the league tournament ... Kyle Korver and Terrell Taylor were both named to the MVC's All-Newcomer, All-Bench and All-Freshman teams.

2000		Creighton (23-10)		69							
		#24 Auburn (24-9)		72							
NCAA Tournament First Round											
March 16, 2000		H.H.H. Metrodome		Minneapolis, Minn.							
Defining Moment: Creighton trailed 72-63 with 12.8 seconds left when Auburn inserted manager Jimbo Tolbert. Creighton made back-to-back three-pointers to claw within three, only to have a game-tying trey by Ben Walker blocked at the buzzer.											
Key Stat: Creighton had 18 fouls to Auburn's nine, and hit just 3-of-7 at the free-throw line.											
CREIGHTON	fg-a	3fg-a	ft-a	reb	pf	pts	ast	to	blk	stl	min
Matt West	1-3	1-2	0-0	1	0	3	0	0	0	0	22
Donnie Johnson	2-6	0-0	0-0	0	4	4	2	2	0	2	18
Alan Huss	1-6	0-1	0-0	5	2	2	2	0	0	0	21
Ben Walker	6-13	1-3	0-0	5	1	13	0	1	0	1	32
Ryan Sears	6-12	4-10	2-5	4	2	18	8	0	0	2	38
Dan Kolder	0-0	0-0	0-0	0	0	0	0	0	0	0	14
Terrell Taylor	4-6	3-5	0-0	1	4	11	1	1	1	0	1
Kyle Korver	4-13	2-10	0-0	2	1	10	3	0	1	2	28
Livan Pyfrom	1-2	0-0	1-2	1	1	3	0	1	0	1	9
Justin Haynes	2-4	1-1	0-0	4	3	5	0	1	1	0	17
Team Rebounds				6							
Totals	27-65	12-32	3-7	29	18	69	16	6	3	8	200
	.415	.375	.429								
#24 AUBURN	fg-a	3fg-a	ft-a	reb	pf	pts	ast	to	blk	stl	min
Mack McGadney	6-11	2-4	1-3	3	1	15	2	0	1	0	33
Mamadou N'Diaye	4-5	0-0	7-9	11	1	15	2	1	2	1	32
Jay Heard	2-4	2-3	0-0	1	1	6	0	1	1	0	14
Daymeon Fishback	6-9	4-5	0-0	6	1	16	1	3	0	0	32
Doc Robinson	3-10	1-3	2-2	6	2	9	6	1	0	0	33
Marquis Daniels	2-4	1-2	0-1	0	0	5	0	3	0	0	14
Scott Pohlman	2-7	1-4	1-1	2	2	6	1	3	0	0	26
Reggie Sharp	0-0	0-0	0-0	4	1	0	0	1	0	0	16
Jimbo Tolbert	0-0	0-0	0-0	0	0	0	0	1	0	0	0+
Team Rebounds				5							
Totals	25-50	11-21	11-16	38	9	72	12	15	4	1	200
	.500	.524	.688								
Officials: Donnee Gray, Reggie Greenwood, Andy Rios.											
Technical Fouls: None. Attendance: 22,013.											
Team	1st	2nd	Total	1stFG%	2ndFG%	Total%	Deadball				
Creighton	25	44	69	.345	.472	.415	2				
#24 Auburn	40	32	72	.615	.375	.500	3				

2001 NCAA Tournament



Standing (l-r): Justin Haynes, Mike Grimes, Alan Huss, Livan Pyfrom, Joe Dabbert, Kyle Korver, Michael Lindeman. **Sitting (l-r):** John Klein, Brett Angner, Ben Walker, Ryan Sears, Terrell Taylor, Ismael Caro.

Missouri Valley Conference Champions 24-8 Overall, 14-4 MVC (1st)

With All-MVC guards Ben Walker and Ryan Sears returning for their fourth season in the backcourt, the Bluejays were the consensus favorite to win the conference title ... the win at Nebraska was Creighton's first in Lincoln since 1932 ... the Bluejays won their final 10 regular season games and made it 11 straight with a first-round win against Missouri State at the State Farm MVC Tournament ... Creighton's RPI of 23 was strong enough to help it earn an at-large berth ... the 10th-seeded Bluejays dropped a 69-56 decision to No. 7 seed Iowa ... Sears set new school records for career assists (570) and steals (283), the latter of which is also an MVC record, to earn First Team All-MVC honors ... Walker and Kyle Korver were named Second Team All-MVC ... Korver made 100 three-pointers and led the team in scoring (14.6 ppg) ... Dana Altman was named the Rawlings MVC Coach of the Year.

2001		Creighton (24-8)		56							
		#24 Iowa (23-11)		69							
NCAA Tournament First Round											
March 15, 2001		Nassau Coliseum		Uniondale, N.Y.							
Defining Moment: After Creighton opened the second half with a 12-0 run, Iowa answered with a 26-8 spurt to put the game away.											
Key Stat: Creighton made just 1-of-15 three-point shots after intermission.											
CREIGHTON	fg-a	3fg-a	ft-a	reb	pf	pts	ast	to	blk	stl	min
Terrell Taylor	3-8	1-5	0-0	2	2	7	2	1	0	0	25
Kyle Korver	2-13	2-13	4-5	7	4	10	1	2	1	0	34
Alan Huss	3-3	0-0	0-0	1	5	6	1	1	1	0	15
Ben Walker	5-13	0-3	1-1	9	4	11	1	2	0	1	30
Ryan Sears	3-11	2-7	0-0	0	3	8	4	3	0	2	40
Ismael Caro	0-1	0-0	0-0	1	0	0	0	0	0	0	4
Brett Angner	0-1	0-0	0-0	0	1	0	0	0	0	0	1
Joe Dabbert	0-0	0-0	0-0	0	0	0	0	0	0	0	1
Michael Lindeman	1-1	0-0	0-0	4	3	2	1	0	0	0	1
John Klein	0-0	0-0	0-0	0	2	0	0	0	0	0	7
Livan Pyfrom	4-8	0-0	3-4	7	1	11	1	2	1	0	21
Mike Grimes	0-4	0-0	1-2	3	1	1	0	1	0	0	3
Justin Haynes	0-0	0-0	0-0	0	2	0	0	0	0	0	5
Team Rebounds				3	2						
Totals	21-63	5-28	9-12	37	28	56	11	12	3	3	200
	.333	.179	.750								
#24 IOWA	fg-a	3fg-a	ft-a	reb	pf	pts	ast	to	blk	stl	min
Glen Worley	3-6	0-0	6-6	4	5	12	0	4	0	0	30
Duez Henderson	5-7	2-3	4-5	4	1	16	0	2	1	0	36
Reggie Evans	3-8	0-0	13-15	7	3	19	1	4	0	0	30
Brody Boyd	1-5	0-3	1-2	3	0	3	0	0	0	1	29
Dean Oliver	5-17	1-5	4-5	6	1	15	4	1	0	2	39
Jared Reiner	0-1	0-0	0-0	1	1	0	0	0	0	0	4
Rod Thompson	0-1	0-0	0-0	1	1	0	0	2	0	0	4
Kyle Galloway	0-0	0-0	2-2	1	0	2	0	0	0	0	3
Jason Smith	0-0	0-0	0-0	3	1	0	0	0	0	0	15
Cortney Smith	0-0	0-0	0-0	1	1	0	0	0	0	0	2
Sean Sonderleiter	1-1	0-0	0-0	1	1	2	0	0	1	0	8
Team Rebounds				6							
Totals	18-46	3-11	30-35	38	15	69	8	13	2	3	200
	.391	.273	.857								
Officials: Mike Kitts, Jim Stupin, Terry Wymer. Technical Fouls: None. Attendance: 9,086.											
Team	1st	2nd	Total	1stFG%	2ndFG%	Total%	Deadball				
Creighton	30	26	56	.400	.273	.333	1				
#24 Iowa	32	37	69	.440	.333	.391	2				

NCAA Tournament Teams

2002 NCAA Tournament




Standing (l-r): Mike Grimes, Kyle Korver, Joe Dabbert, Brody Deren, Dan Bresnahan, Michael Lindeman. Sitting (l-r): Jimmy Motz, Terrell Taylor, Ismael Caro, Tyler McKinney, DeAnthony Bowden, Larry House.

Missouri Valley Conference Champions 23-9 Overall, 14-4 MVC (Tie-1st)

Creighton claimed a share of their second consecutive regular-season title ... the Bluejays won the MVC Tournament title by downing co-champ Southern Illinois in the final, 84-76 ... Creighton's season got off to a 3-0 start for the fourth straight season, including a 94-91 double-overtime win over #17 Western Kentucky ... Creighton opened up MVC play with a 9-1 start ... Creighton upset #14 Florida in round one of the NCAA Tournament, 83-82 in double-overtime on Terrell Taylor's three-pointer with 0.2 seconds left ... Kyle Korver was named MVC Player of the Year and MVC Tournament MVP ... Brody Deren was named Second Team All-MVC and Taylor was picked Honorable Mention All-MVC and Sixth Man of the Year ... Deren and Michael Lindeman were named to the league's Scholar-Athlete teams while Lindeman was also an Academic All-District selection ... Dana Altman was named the Rawlings MVC Coach of the Year ... Korver led the Jays in scoring, rebounding, assists and steals while Deren led the team in blocked shots.

2002	Creighton (23-8)	83	(2OT)								
	#15 Florida (22-9)	82									
NCAA Tournament First Round											
March 15, 2002	United Center	Chicago, Ill.									
Defining Moment: Creighton's Terrell Taylor drained his eighth three-pointer of the game with 0.2 seconds left in double-overtime to give Creighton the 83-82 win.											
Key Stat: Creighton's Terrell Taylor had all 28 of his points after halftime.											
CREIGHTON	fg-a	3fg-a	ft-a	reb	pf	pts	ast	to	blk	stl	min
Michael Lindeman	4-7	1-1	0-0	3	2	9	2	2	0	1	32
Kyle Korver	4-12	4-9	4-4	6	5	16	3	4	0	1	37
Brody Deren	3-4	0-0	0-3	3	5	6	0	0	1	0	20
Larry House	1-5	0-1	0-0	0	0	2	0	1	0	1	12
Tyler McKinney	1-3	0-2	0-0	2	3	2	5	2	0	0	28
DeAnthony Bowden	1-4	0-2	3-4	3	0	5	4	2	0	0	22
Ismael Caro	1-2	0-0	0-0	4	2	2	4	3	0	1	21
Joe Dabbert	1-3	0-0	1-2	3	4	3	0	0	1	0	16
Terrell Taylor	10-20	8-15	0-0	4	1	28	4	3	1	0	40
Mike Grimes	4-8	0-0	2-2	7	2	10	0	2	0	0	22
Team Rebounds				13					3		
Totals	30-68	13-30	10-15	48	24	83	22	22	3	4	250
	.441	.433	.667								Deadball Rebounds: 2
#15 FLORIDA	fg-a	3fg-a	ft-a	reb	pf	pts	ast	to	blk	stl	min
Matt Bonner	4-11	1-3	1-1	4	3	10	1	2	0	0	39
Bonnell Colas	3-3	0-0	0-0	4	3	6	0	4	0	0	13
Udonis Haslem	6-10	0-0	8-15	7	4	20	2	2	0	2	31
Brett Nelson	4-19	2-10	3-3	2	1	13	3	1	2	2	47
Justin Hamilton	2-6	1-3	1-2	3	1	6	6	4	0	0	45
Orien Greene	1-5	0-0	2-2	2	4	4	4	1	0	2	32
James White	3-5	3-4	0-0	1	3	9	1	0	1	1	11
LaDarius Halton	2-4	1-2	0-0	1	1	5	0	1	0	1	7
David Lee	2-3	0-0	5-6	8	0	9	3	0	1	2	23
Ronnie King	0-0	0-0	0-0	0	1	0	0	0	0	0	2
Team Rebounds				7					1		
Totals	27-66	8-22	20-29	39	21	82	20	17	3	10	250
	.409	.364	.690								Deadball Rebounds: 2
Officials: Tom Rucker, Michael Scyphers, Jim Stupin.											
Technical Fouls: None. Attendance: 21,700.											
Team	1st	2nd	OT	2OT	Total	1stFG%	2ndFG%	Total%			
Creighton	31	38	4	10	83	.393	.560	.441			
#15 Florida	38	31	4	9	82	.467	.333	.409			



Creighton's 2001-02 team won both the MVC regular-season and Tournament titles, while also defeating No. 15 Florida in the NCAA Tournament.

2002	Creighton (23-9)	60									
	#13 Illinois (26-8)	72									
NCAA Tournament Second Round											
March 17, 2002	United Center	Chicago, Ill.									
Defining Moment: Creighton trailed by three with 10:09 left before the Illini went on a 12-0 run.											
Key Stat: Illinois' All-American point guard Frank Williams scored all 20 of his points in the second half.											
CREIGHTON	fg-a	3fg-a	ft-a	reb	pf	pts	ast	to	blk	stl	min
Michael Lindeman	2-3	0-0	3-3	5	0	7	3	0	0	0	15
Kyle Korver	4-6	3-5	3-3	3	3	14	5	4	0	1	37
Brody Deren	3-7	0-0	0-0	2	1	6	0	3	1	0	17
Larry House	1-6	0-0	0-0	3	2	2	0	2	0	2	18
Tyler McKinney	1-5	1-4	0-0	2	4	3	1	0	0	2	22
DeAnthony Bowden	1-4	1-2	0-0	3	4	3	2	3	0	1	19
Ismael Caro	1-6	1-2	0-0	2	0	3	1	0	0	0	18
Joe Dabbert	1-3	1-1	1-2	1	2	4	0	0	0	0	6
Terrell Taylor	4-14	2-9	0-0	5	1	10	2	2	0	0	30
Mike Grimes	4-5	0-0	0-0	3	2	8	1	3	0	0	18
Team Rebounds				5							
Totals	22-59	9-23	7-8	34	19	60	15	18	1	6	200
	.373	.391	.875								
#13 ILLINOIS	fg-a	3fg-a	ft-a	reb	pf	pts	ast	to	blk	stl	min
Cory Bradford	3-7	3-4	3-4	1	0	12	3	3	0	1	36
Brian Cook	7-9	0-1	2-2	5	3	16	0	1	2	0	28
Robert Archibald	4-5	0-0	3-4	4	3	11	2	4	2	3	27
Luther Head	1-5	1-4	0-0	2	0	3	3	3	0	3	22
Frank Williams	7-12	4-7	2-2	5	2	20	5	3	0	1	36
Lucas Johnson	1-1	0-0	0-2	1	1	2	0	0	0	0	14
Sean Harrington	1-3	1-3	2-3	5	0	5	4	2	0	2	25
Damir Krupalija	1-3	1-2	0-0	2	1	3	1	0	2	0	11
Roger Powell	0-0	0-0	0-0	0	1	0	0	0	0	0	1
Team Rebounds				2							
Totals	25-45	10-21	12-17	27	11	72	18	16	6	10	200
	.556	.476	.706								
Officials: Tom Rucker, John Hughes, Fran Connally.											
Technical Fouls: None. Attendance: 20,800.											
Team	1st	2nd	Total	1stFG%	2ndFG%	Total%	Deadball				
Creighton	26	34	60	.310	.433	.373	0				
#13 Illinois	31	41	72	.478	.636	.556	2				

NCAA Tournament Teams

2003 NCAA Tournament



Standing (l-r): David Finklea, Quincy Henderson, Kyle Korver, Dan Bresnahan, Joe Dabbert, Brody Deren, Mike Grimes, Jimmy Motz, Michael Lindeman, Brandon Sims. **Sitting (l-r):** Kellen Miliner, Tyler McKinney, Larry House, Nate Funk, DeAnthony Bowden, John Dugan.

Missouri Valley Conference Champions 29-5 Overall, 15-3 MVC (2nd)

Creighton moved into the AP top-25 for the first time since 1975, reaching as high as No. 10 before finishing 15th ... Creighton was the nation's first team to log 20 wins and closed with new records for 29 wins overall and 15 in league play ... a finalist for National Player of the Year, Kyle Korver was a consensus All-American, including Second Team honors from the AP and district player of the year ... Dana Altman became Creighton's all-time winningest coach and was a finalist for National Coach of the Year ... Creighton opened the year with 10 straight wins, including the Guardians Classic title ... Creighton beat Nebraska a fourth straight year ... six straight sellouts helped close Creighton's 48-year run at the Omaha Civic Auditorium with a 17-0 home record ... Creighton also won the MVC Tournament for the fourth time in five years with an 80-56 romp over top-seeded Southern Illinois in the final.

2003		Central Michigan (25-6)	79									
		#15 Creighton (29-5)	73									
NCAA Tournament First Round												
March 20, 2003		Huntsman Center	Salt Lake City, Utah									
Defining Moment: Central Michigan started the second half with a 12-2 run to claim a 50-24 lead. Creighton unleashed a furious rally that saw them make 11 straight shots and close within 72-70, only to fall just short.												
Key Stat: Creighton's 21 turnovers tied a season-high and the Chippewas converted that into a 21-6 advantage in points off turnovers.												
CENTRAL MICHIGAN		fg-a	3fg-a	ft-a	reb	pf	pts	ast	to	blk	stl	min
Tony Bowne		5-6	3-3	1-2	4	4	14	5	2	0	2	38
Mike Mancel		9-14	0-1	11-16	8	3	29	1	3	0	3	38
Chris Kaman		6-11	0-0	0-1	6	3	12	5	4	0	1	29
J.R. Wallace		4-10	0-1	4-4	3	2	12	5	4	0	4	27
T.J. Meerman		1-4	0-1	2-2	0	1	4	2	2	0	2	36
Whitney Robinson		2-3	0-1	0-0	0	1	4	0	1	0	1	12
Brandon Voorhees		0-0	0-0	0-0	0	2	0	0	1	0	0	5
Joe Carr		1-1	0-0	0-0	1	1	2	0	1	0	0	3
Gerrit Brigitha		0-1	0-0	0-0	2	0	0	0	0	0	0	5
Adam Dentlinger		1-3	0-0	0-0	3	2	2	1	0	1	0	7
Team Rebounds												
Totals		29-53	3-7	18-25	31	19	79	15	18	1	13	200
		.547	.429	.720								
#15 CREIGHTON		fg-a	3fg-a	ft-a	reb	pf	pts	ast	to	blk	stl	min
Michael Lindeman		3-8	1-3	1-1	2	3	8	1	1	0	0	25
Kyle Korver		7-14	5-9	2-2	9	4	21	5	5	0	1	35
Brody Deren		1-6	0-0	2-2	2	1	4	0	2	0	2	14
Larry House		5-11	1-1	0-0	8	5	11	0	2	0	1	20
Tyler McKinney		0-0	0-0	1-2	1	0	1	6	4	0	0	31
DeAnthony Bowden		0-3	0-2	1-2	1	1	1	4	3	0	3	25
Nate Funk		0-2	0-2	2-2	1	1	2	2	6	0	0	17
Kellen Miliner		0-0	0-0	0-0	0	0	0	0	0	0	0	1
Joe Dabbert		4-6	0-0	2-2	0	3	10	1	0	3	1	11
Mike Grimes		7-10	0-0	1-4	6	3	15	1	0	1	0	21
Team Rebounds												
Totals		27-60	7-17	12-17	31	21	73	20	21	6	6	200
		.450	.412	.706								
Officials: John Clougherty, Ray Natili, Reginald Cofer.												
Technical Fouls: None. Attendance: 14,568												
Team	1st	2nd	Total	1stFG%	2ndFG%	Total%	Deadball					
C. Michigan	38	41	79	.586	.500	.547	3					
#15 Creighton	22	51	73	.250	.583	.450	4					

2005 NCAA Tournament



Standing (l-r): Pierce Hibma, Dane Watts, Jeffrey Day, Steve Smith, Anthony Tolliver, Jimmy Motz, Dennis Howard. **Sitting (l-r):** Johnny Mathies, Nick Porter, Tyler McKinney, Kellen Miliner, Nate Funk, Dustin Sitzmann.

Missouri Valley Conference Champions 23-11 Overall, 11-7 MVC (Tie-3rd)

Creighton started 7-0, including wins away from home over Missouri, Ohio State and Xavier ... the Bluejays improved to 8-1 when Kellen Miliner hit a buzzer-beater to beat Nebraska, 50-48, in Lincoln ... senior point guard Tyler McKinney overcame a pair of cornea transplants to lead the MVC in assists ... McKinney hit buzzer-beaters to win vs. Ohio State and at Xavier in late November, earning National Player of the Week accolades from ESPN.com ... junior guard Nate Funk later earned co-National Player of the Week honors from ESPN's Dick Vitale after a 35-point game at Wichita State ... Funk led the team in scoring and rebounding and was First Team All-MVC and First Team All-District ... third-seeded Creighton won its fifth MVC Tournament in seven years with a 75-57 win over Missouri State ... Johnny Mathies was named Tournament MVP, while Jimmy Motz and Funk were also named to the All-Tourney squad.

2005		Creighton (23-11)	61									
		West Virginia (22-10)	63									
NCAA Tournament First Round												
March 17, 2005		Wolstein Center	Cleveland, Ohio									
Defining Moment: West Virginia's Tyrone Sally blocked Nate Funk's three-pointer with seven seconds left, then raced downcourt for a breakaway dunk with 2.4 seconds left to give WVU the win.												
Key Stats: Creighton trailed at halftime in its eighth straight NCAA Tournament game.												
CREIGHTON		fg-a	3fg-a	ft-a	reb	pf	pts	ast	to	blk	stl	min
Anthony Tolliver		1-4	0-0	0-0	4	3	2	1	1	1	1	24
Dane Watts		1-2	0-0	2-2	1	3	4	0	1	1	0	20
Nate Funk		9-17	4-8	1-1	6	2	23	1	3	1	0	34
Johnny Mathies		5-7	1-2	5-6	1	5	16	2	4	0	2	30
Tyler McKinney		1-5	1-2	2-2	2	0	5	7	3	0	5	38
Jeffrey Day		1-3	0-0	0-0	4	0	2	0	1	0	0	16
Kellen Miliner		2-8	1-5	1-2	5	0	6	1	2	0	0	25
Pierce Hibma		0-0	0-0	0-0	0	1	0	0	0	0	0	2
Jimmy Motz		1-4	1-3	0-0	2	2	3	0	2	0	0	11
Team Rebounds												
Totals		21-50	8-20	11-13	27	16	61	12	17	3	8	200
		.420	.400	.846								
WEST VIRGINIA		fg-a	3fg-a	ft-a	reb	pf	pts	ast	to	blk	stl	min
Tyrone Sally		4-8	1-3	3-3	3	4	12	1	4	1	2	25
Mike Gansley		6-12	1-4	0-0	5	2	13	3	3	1	3	34
Kevin Pittsnogle		6-13	3-7	2-3	5	2	17	2	0	1	1	31
J.D. Collins		1-2	1-2	4-4	2	2	7	1	0	2	3	34
Johannes Herber		2-7	0-1	0-0	3	1	4	3	2	0	4	35
Patrick Beilein		0-0	0-0	0-1	2	2	0	0	2	0	0	17
Darris Nichols		0-0	0-0	0-0	0	1	0	1	1	0	0	6
Frank Young		3-3	2-2	0-0	2	1	8	2	2	0	0	9
D'or Fischer		0-1	0-1	2-2	4	0	2	0	1	1	0	9
Team Rebounds												
Totals		22-46	8-20	11-13	29	15	63	19	16	4	12	200
		.478	.400	.846								
Officials: Gerald Boudreaux, Patrick Adams, Jeffrey Nichols.												
Technical Fouls: None. Attendance: 13,100 (sold out)												
Team	1st	2nd	Total	1stFG%	2ndFG%	Total%	Deadball					
Creighton	31	30	61	.524	.345	.420	0					
West Virginia	33	30	63	.520	.429	.478	1					

NCAA Tournament Teams

2007 NCAA Tournament



Standing (l-r): Nick Porter, Brice Nengsu, Dane Watts, Anthony Tolliver, Manny Gakou, Pierce Hibma. Sitting (l-r): Dustin Sitzmann, Nick Bahe, Nate Funk, Josh Dotzler, Isacc Miles.

Missouri Valley Conference Champions 22-11 Overall, 13-5 MVC (2nd)

After earning preseason rankings for the first time, expectations were at an all-time high ... Creighton won its first eight home games, including wins in the final minute over George Mason and Missouri State ... Creighton ranked 13th nationally by averaging 15,909 fans per game, including four crowds over 17,000 ... the Bluejays won their sixth MVC Tournament in the past nine years with a 67-61 victory over #11 Southern Illinois before 22,612 fans and a national audience on CBS ... Nate Funk and Anthony Tolliver were both named First Team All-MVC ... Funk was named MVC Tournament MVP after scoring 66 points in the three wins, including 33 in the semis against Missouri State, while Tolliver and Nick Porter were also named All-Tourney ... Tolliver was also named a CoSIDA Academic All-American ... Creighton fell 77-71 in overtime to Nevada in the first round of the NCAA Tournament.

2007	Creighton (22-11)	71	(OT)								
	#15 Nevada (29-4)	77									
NCAA Tournament First Round											
March 16, 2007	New Orleans Arena	New Orleans, La.									
Defining Moment: Creighton forced a turnover with 19 seconds left, but Nate Funk's pull-up attempt in the closing seconds was knocked loose and the Jays could not convert a tip-in attempt.											
Key Stats: Nevada hit 5-of-6 shots and never trailed in overtime. Nevada owned a 48-31 edge on the glass. Creighton's Anthony Tolliver surpassed 1,000 career points in his final game.											
CREIGHTON	fg-a	3fg-a	ft-a	reb	pf	pts	ast	to	blk	stl	min
Dane Watts	1-12	0-8	2-4	10	3	4	2	0	1	1	36
Anthony Tolliver	7-16	0-1	1-2	6	4	15	1	2	0	1	33
Nick Porter	6-13	0-0	3-3	8	4	15	4	1	0	3	41
Nate Funk	10-21	1-5	2-3	3	1	23	2	1	0	2	44
Josh Dotzler	0-0	0-0	0-0	0	0	0	0	1	0	0	8
Isacc Miles	4-6	1-3	0-0	0	1	9	2	0	0	2	32
Pierce Hibma	1-2	1-2	0-0	1	3	3	1	0	0	0	17
Manny Gakou	1-1	0-0	0-0	0	1	2	0	1	0	1	3
Nick Bahe	0-0	0-0	0-0	2	0	0	0	0	0	0	11
Team Rebounds	1										
Totals	30-71	3-19	8-12	31	17	71	12	6	1	10	225
	.423	.158	.667								
#15 NEVADA	fg-a	3fg-a	ft-a	reb	pf	pts	ast	to	blk	stl	min
Nick Fazekas	5-13	1-3	6-7	11	5	17	1	6	4	1	36
Denis Ikovlev	1-4	1-4	0-0	5	3	3	1	1	1	0	36
Kyle Shiloh	4-9	2-5	0-0	7	2	10	3	3	2	0	42
Marcelus Kemp	9-20	2-6	7-7	12	3	27	4	5	1	1	45
Ramon Sessions	7-13	1-2	1-2	5	0	16	3	3	0	0	42
Lyndale Burleson	0-0	0-0	0-0	0	2	0	3	0	0	0	6
David Ellis	1-2	0-0	0-0	1	1	2	1	0	0	1	9
JaVale McGee	1-1	0-0	0-1	5	0	2	0	1	0	0	9
Team Rebounds	2										
Totals	28-62	7-20	14-17	48	16	77	16	19	9	2	225
	.452	.350	.824								
Officials: Tom O'Neill, Ted Hillary, Steve Olson.											
Technical Fouls: None. Attendance: 13,393											
Team	1st	2nd	OT	Total	1stFG%	2ndFG%	Total%	Deadball			
Creighton	32	27	12	71	.433	.433	.423	1			
#15 Nevada	31	28	18	77	.414	.407	.452	2			



Creighton returned to the NCAA Tournament in 2007 thanks to a win over No. 11 Southern Illinois in the finals of Arch Madness.



Anthony Tolliver had 15 points and six rebounds against a Nevada front line that included All-American Nick Fazekas and future NBA big man JaVale McGee.

NCAA Tournament Teams

2012 NCAA Tournament



Standing (l-r): Jeff Vanderloo, Nate Wieseler, Len Gordy, Derek Sebastian, Doug McDermott, Matthew Dorwart, Gregory Echenique, Will Artino, Geoff Groselle, Mogboluwaga Oginni, Ethan Wragge, Darian DeVries, Steve Merfeld, Steve Lutz, Brian Kooienga. Sitting (l-r): Grant Gibbs, Ross Ferrarini, Nevin Johnson, Taylor Stormberg, Josh Jones, Greg McDermott, Austin Chatman, Antoine Young, Jahenns Manigat, Avery Dingman, Alex Olsen.

Missouri Valley Conference Champions 29-6 Overall, 13-5 MVC (2nd)

Creighton tied a school-record for wins and was nationally-ranked for much of the season ... Creighton beat Drake, Evansville and Illinois State to win its 11th MVC Tournament ... Creighton beat Alabama in its return to the NCAA Tournament before falling to North Carolina ... The win over Alabama improved CU to 7-1 in games decided by three points or less ... First Team All-American Doug McDermott became the first sophomore ever named MVC Player of the Year, and was named a finalist for the Naismith and Wooden National Player of the Year ... McDermott also won the Collegelinsider.com Lute Olson National Player of the Year award ... He led the country in field goals made, and ranked third nationally in scoring, with a season-high game of 44 points at Bradley ... Antoine Young was named Second Team All-MVC, while Gregory Echenique became CU's first MVC Defensive Player of the Year honoree ... Gonzaga transfer Grant Gibbs led the team in assists and steals from the wing position ... Creighton ranked second in the country in field goal percentage and assists per game, third in three-point percentage, fifth in assist/turnover ratio, seventh in winning percentage and ninth in scoring offense.



Creighton tied a program-record with 29 victories in 2011-12, and won its first NCAA Tournament game since 2002.

2012		Alabama (21-12)	57								
		#19 Creighton (29-5)	58								
NCAA Tournament Second Round											
March 16, 2012		Greensboro Coliseum	Greensboro, N.C.								
Defining Moment: Trailing 48-41 with less than nine minutes to play, Creighton went on a 10-0 run and never trailed again.											
Key Stat: Creighton's first NCAA Tournament win since 2002 featured its sixth double-digit comeback victory of the season.											
ALABAMA	fg-a	3fg-a	ft-a	reb	pf	pts	ast	to	blk	stl	min
JaMychal Green	6-10	0-0	0-0	6	3	12	1	5	3	1	36
Trevor Lacey	4-6	3-5	2-4	5	2	13	2	1	0	2	34
Trevor Releford	5-10	2-6	2-2	4	1	14	4	2	1	1	37
Levi Randolph	2-9	1-3	2-6	5	1	7	0	1	0	0	30
Andrew Steele	2-6	1-1	0-0	5	4	5	1	0	0	0	28
Charles Hankerson	1-3	0-1	0-0	0	1	2	1	0	0	0	9
Ben Eblen	0-0	0-0	0-0	1	0	0	0	0	0	1	4
Nick Jacobs	2-3	0-0	0-0	3	2	4	0	0	0	0	18
Rodney Cooper	0-1	0-1	0-0	0	4	0	0	0	0	0	4
Team Rebounds				3							
Totals	22-48	6-12	32	18	57	9	9	4	5	200	
	.458	.412	.500								
#19 CREIGHTON	fg-a	3fg-a	ft-a	reb	pf	pts	ast	to	blk	stl	min
Doug McDermott	6-12	1-2	3-4	10	1	16	0	2	1	0	37
Gregory Echenique	3-8	0-0	0-3	5	2	6	0	0	1	0	26
Grant Gibbs	4-6	1-2	1-2	6	2	10	4	1	0	1	38
Jahenns Manigat	2-5	2-5	0-0	2	2	6	1	0	0	0	17
Antoine Young	1-5	0-1	0-0	1	2	2	5	2	0	0	31
Austin Chatman	1-1	0-0	0-0	0	0	2	2	0	0	0	9
Josh Jones	2-5	2-4	1-4	1	1	7	2	0	0	2	23
Avery Dingman	0-1	0-1	0-0	1	0	0	0	1	0	0	2
Will Artino	0-1	0-0	0-0	2	1	0	0	0	0	0	3
Ethan Wragge	3-6	3-6	0-0	2	0	9	0	1	1	1	14
Team Rebounds				1							
Totals	22-50	9-21	5-13	31	11	58	14	7	3	4	200
	.440	.429	.385								
Officials: Patrick Driscoll, Michael Irving, D.J. Carstensen.											
Technical Fouls: None. Attendance: 16,422.											
Team	1st	2nd	Total	1stFG%	2ndFG%	Total%	Deadball				
Alabama	30	27	57	.478	.440	.458	2,1				
#19 Creighton	23	35	58	.346	.542	.440	2				

2012		#19 Creighton (29-6)	73								
		#4 North Carolina (31-5)	87								
NCAA Tournament Third Round											
March 18, 2012		Greensboro Coliseum	Greensboro, N.C.								
Defining Moment: Leading 10 points early in the second half, North Carolina went on a 9-0 run to put Creighton away.											
Key Stat: John Henson returned from a wrist injury and had 13 points, 10 rebounds and four blocked shots.											
#19 CREIGHTON	fg-a	3fg-a	ft-a	reb	pf	pts	ast	to	blk	stl	min
Doug McDermott	8-19	1-4	3-4	9	3	20	1	3	0	1	35
Gregory Echenique	6-9	0-0	0-1	6	2	12	0	1	2	0	27
Grant Gibbs	0-4	0-0	2-2	10	2	2	4	1	1	2	32
Jahenns Manigat	2-4	2-4	2-2	1	3	8	1	0	0	1	23
Antoine Young	4-12	0-0	2-3	1	2	10	4	2	0	2	31
Austin Chatman	0-2	0-0	0-0	0	2	0	1	1	0	0	12
Taylor Stormberg	0-0	0-0	0-0	0	0	0	0	0	0	0	1
Josh Jones	4-8	2-3	0-0	2	2	10	0	0	0	0	16
Ross Ferrarini	0-0	0-0	0-0	0	0	0	0	0	0	0	1
Matthew Dorwart	0-0	0-0	0-0	0	0	0	0	0	0	0	1
Avery Dingman	1-2	0-1	0-0	2	0	2	0	0	0	1	5
Will Artino	0-0	0-0	0-0	1	0	0	0	0	0	0	1
Ethan Wragge	3-8	3-8	0-0	2	2	9	0	1	0	0	15
Team Rebounds				1							
Totals	28-68	8-20	9-12	35	18	73	11	9	3	7	200
	.412	.400	.750								
#4 N. CAROLINA	fg-a	3fg-a	ft-a	reb	pf	pts	ast	to	blk	stl	min
John Henson	5-13	0-0	3-3	10	1	13	2	1	4	1	28
Harrison Barnes	7-19	3-6	0-0	5	1	17	0	1	0	1	31
Tyler Zeller	4-7	0-0	3-3	6	3	11	0	0	1	0	25
Kendall Marshall	7-8	1-2	3-6	4	1	18	11	4	1	0	36
Reggie Bullock	5-7	3-5	0-2	8	1	13	2	1	0	0	32
Stilman White	0-0	0-0	2-2	0	0	2	1	1	0	0	5
Desmond Hubert	0-0	0-0	0-0	1	0	0	0	1	0	0	1
P.J. Hairston	1-3	1-3	1-2	4	0	4	0	0	0	0	16
Jackson Simmons	0-0	0-0	0-0	0	0	0	0	0	0	0	0+
Justin Watts	0-0	0-0	0-0	1	0	0	0	0	0	0	2
Patrick Crouch	0-0	0-0	0-0	0	0	0	0	0	0	0	0+
James Michael McAdoo	4-8	0-0	1-1	4	1	9	0	0	3	2	24
Team Rebounds				1							
Totals	33-65	8-16	13-19	44	8	87	16	9	9	4	200
	.508	.500	.684								
Officials: Patrick Driscoll, Michael Stuart, Thomas O'Neill.											
Technical Fouls: John Henson (1). Attendance: 18,722.											
Team	1st	2nd	Total	1stFG%	2ndFG%	Total%	Deadball				
#19 Creighton	35	38	73	.375	.464	.412	1				
#4 N. Carolina	43	44	87	.545	.469	.508	1				

NCAA Tournament Teams


2013 NCAA Tournament



Standing (l-r): Jeff Vanderloo, Tyler Glidden, Don Vandenberg, Steve Lutz, Grant Gibbs, Doug McDermott, Gregory Echenique, Geoffrey Groselle, Will Artino, Mogboluwaga Oginni, Ethan Wragge, Darian DeVries, Brian Kooienga, Steve Merfeld, Len Gordy. Sitting (l-r): Andre Yates, Joe Kelling, Nevin Johnson, Alex Olsen, Avery Dingman, Greg McDermott, Austin Chatman, Taylor Stormberg, Jahenns Manigat, Isaiah Zierden, Josh Jones.

Missouri Valley Conference Champions 28-8 Overall, 13-5 MVC (1st)

Creighton won its first outright MVC title since 2000-01 and record 12th MVC Tournament title ... the seventh-seeded Bluejays defeated Cincinnati in the second round of the NCAA Tournament before falling to second-seeded Duke ... Doug McDermott set CU records for points in a season and career points while repeating as MVC Player of the Year and MVC Tournament MVP ... McDermott was also named a First Team All-American by the *Associated Press*, USBWA, NABC and *Basketball Times* and finished the season leading the nation in points scored and field goals made ... Grant Gibbs led the MVC in assists for a second straight year and was named Honorable Mention All-MVC along with teammate Gregory Echenique ... Creighton's 57 wins were its most ever for a two-year span and its 80 victories its most for a three-year span ... Creighton won NCAA Tournament games in consecutive seasons for the first time ... Creighton finished the year ranked sixth nationally with a Valley-record average home attendance of 17,155 ... Creighton announced on March 20 that it would leave the MVC to join the BIG EAST Conference, effective July 1.



Creighton won regular-season and tournament league titles in its final season in the Missouri Valley Conference.

2013		Cincinnati (22-12)	63								
		#22 Creighton (28-7)	67								
NCAA Tournament Second Round											
March 22, 2013	Wells Fargo Center	Philadelphia, Pa.									
Defining Moment: Creighton scored the final six points of the first half to lead 32-27 at intermission and would not trail again as the Jays picked up wins in consecutive NCAA Tournament for the first time.											
Key Stat: Creighton made 22-of-25 free throws, including 11-of-12 in the final two minutes, while the Bearcats were 4-of-9 at the line.											
CINCINNATI	fg-a	3fg-a	ft-a	reb	pf	pts	ast	to	blk	stl	min
Titus Rubles	5-12	0-3	1-1	8	2	11	2	2	1	4	30
Cheikh Mbodj	1-4	0-0	0-0	3	3	2	0	1	1	0	19
Cashmere Wright	6-14	3-7	0-1	4	0	15	6	0	0	0	35
Sean Kilpatrick	7-16	2-6	3-4	3	3	19	2	2	0	1	38
JaQuon Parker	0-3	0-2	0-0	1	2	0	2	0	0	1	25
Shaquille Thomas	6-9	0-0	0-3	4	3	12	0	1	0	1	23
Justin Jackson	1-3	0-0	0-0	4	5	2	0	3	2	2	22
Ge'Lawn Gwyn	1-2	0-1	0-0	0	1	2	0	0	0	0	3
Jermaine Sanders	0-1	0-1	0-0	1	1	0	0	0	0	0	2
David Nyarsuk	0-0	0-0	0-0	0	1	0	0	0	0	0	3
Team Rebounds				3	1						
Totals	27-64	5-20	4-9	31	22	63	12	9	4	9	200
	.422	.250	.444								
#22 CREIGHTON	fg-a	3fg-a	ft-a	reb	pf	pts	ast	to	blk	stl	min
Doug McDermott	7-15	2-4	11-11	11	1	27	1	5	0	0	36
Gregory Echenique	5-7	0-0	3-3	7	2	13	0	1	1	1	28
Austin Chatman	1-5	1-2	5-7	2	1	8	2	3	0	1	37
Grant Gibbs	1-3	0-0	3-4	4	2	5	4	5	0	0	37
Jahenns Manigat	1-6	0-4	0-0	4	3	2	7	2	0	0	38
Andre Yates	0-1	0-0	0-0	0	0	0	1	0	1	0	3
Avery Dingman	0-0	0-0	0-0	1	1	0	0	0	0	0	5
Ethan Wragge	4-5	4-5	0-0	1	1	12	1	0	0	0	16
Team Rebounds				2							
Totals	19-42	7-15	22-25	32	11	67	16	16	2	2	200
	.452	.467	.880								
Officials: Doug Simons, Darron George, Tommy Nunez Jr.											
Technical Fouls: Cincinnati bench (1). Attendance: 20,125 (sellout).											
Team	1st	2nd	Total	1stFG%	2ndFG%	Total%	Deadball				
Cincinnati	27	36	63	.364	.484	.422	3				
#22 Creighton	32	35	67	.632	.304	.452	2				

2013		#22 Creighton (28-8)	50								
		#6 Duke (29-5)	66								
NCAA Tournament Third Round											
March 24, 2013	Wells Fargo Center	Philadelphia, Pa.									
Defining Moment: Duke held Creighton to one field goal in a six-minute stretch early the second half to build a nine-point lead.											
Key Stat: Creighton had season-lows for points (50), three-pointers (2), field goal percentage (.302) and three-point percentage (.105).											
#22 CREIGHTON	fg-a	3fg-a	ft-a	reb	pf	pts	ast	to	blk	stl	min
Doug McDermott	4-16	1-4	12-12	9	5	21	0	3	0	0	35
Gregory Echenique	4-7	0-0	1-3	6	4	9	0	1	2	1	28
Austin Chatman	2-11	1-6	2-2	3	1	7	1	0	0	0	38
Grant Gibbs	4-7	0-1	0-0	5	5	8	4	2	0	0	28
Jahenns Manigat	1-7	0-4	0-0	2	4	2	2	3	0	0	33
Taylor Stormberg	0-0	0-0	0-0	0	0	0	0	0	0	0	1
Andre Yates	0-1	0-1	0-0	0	1	0	0	0	0	0	2
Avery Dingman	0-0	0-0	0-0	0	0	0	0	0	0	0	1
Nevin Johnson	0-1	0-1	0-0	0	0	0	0	0	0	0	2
Will Artino	0-0	0-0	0-0	0	0	0	0	0	0	0	1
Ethan Wragge	1-1	0-0	1-1	0	2	3	0	1	0	1	14
Alex Olsen	0-0	0-0	0-0	1	0	0	0	0	0	0	1
Team Rebounds				3							
Totals	16-53	2-19	16-18	33	26	50	9	10	2	2	200
	.302	.105	.889								
#6 DUKE	fg-a	3fg-a	ft-a	reb	pf	pts	ast	to	blk	stl	min
Mason Plumlee	4-7	0-0	2-3	5	5	10	1	2	1	2	27
Ryan Kelly	0-5	0-1	1-2	4	4	1	2	1	1	1	28
Quinn Cook	2-8	0-3	3-4	5	1	7	6	2	0	1	33
Rasheed Sulaimon	5-9	3-5	8-10	5	0	21	0	0	0	0	30
Seth Curry	5-15	2-9	5-6	4	2	17	0	2	0	2	36
Tyler Thornton	2-2	2-2	2-3	6	0	8	0	0	1	1	23
Alex Murphy	0-0	0-0	0-0	0	0	0	0	0	0	0	1
Josh Hairston	0-2	0-0	0-0	5	5	0	0	2	0	0	10
Amile Jefferson	1-1	0-0	0-0	2	3	2	0	1	0	1	11
Marshall Plumlee	0-0	0-0	0-0	0	0	0	0	0	0	0	1
Team Rebounds				2							
Totals	19-49	7-20	21-28	38	20	66	9	9	4	7	200
	.388	.350	.750								
Officials: Doug Simons, Edward Corbett, Darron George											
Technical Fouls: None. Attendance: 20,125 (sellout).											
Team	1st	2nd	Total	1stFG%	2ndFG%	Total%	Deadball				
#22 Creighton	23	27	50	.286	.320	.302	1				
#6 Duke	29	37	66	.370	.409	.388	4				

NCAA Tournament Teams

2014 NCAA Tournament



Standing (l-r): Grant Gibbs, Alex Olsen, Doug McDermott, Zach Hanson, Mogboluwa Oginni, Geoffrey Groselle, Will Artino, Toby Hegner, Ethan Wragge, Avery Dingman. Sitting (l-r): Steven Ferrarini, Eric Roberts, Jahenns Manigat, Isaiah Zierden, Austin Chatman, Darian Harris, Devin Brooks, John Burns, James Milliken, Tyler Clement.

27-8 Overall, 14-4 BIG EAST (2nd)

Creighton's first season in the BIG EAST saw the team finish as runner-up in the regular-season, as well as the league tournament ... The third-seeded Bluejays defeated Louisiana in the second round of the NCAA Tournament before falling to sixth-seeded Baylor ... Doug McDermott broke his own CU record for points in a season and finished his career as the fifth-leading scorer in NCAA history with 3,150 points ... McDermott swept 14 National Player of the Year awards while leading the nation in scoring and appearing on the cover of *Sports Illustrated* ... Creighton made a then-BIG EAST and school record with 21 three-pointers in a 96-68 romp at No. 4 Villanova, including nine treys from Ethan Wragge and three-pointers on its first nine possessions ... All four seniors -- McDermott, Wragge, Jahenns Manigat and Grant Gibbs -- went on to play professionally, with McDermott being drafted 11th overall by the Denver Nuggets and traded that same night to Chicago ... Creighton's 107 wins were its most ever for a four-year span and its 84 victories its most for a three-year span ... Creighton won an NCAA Tournament game in a third consecutive season ... Creighton finished the year ranked fifth nationally with an average home attendance of 17,896 and led the nation in three-pointers made, three-point percentage and assist/turnover ratio.



Creighton's 2014 senior class combined to score 5,964 with the Bluejays, including 3,150 from consensus National Player of the Year Doug McDermott.

2014		Louisiana (23-12)	66								
		#16 Creighton (27-7)	76								
NCAA Tournament Second Round											
March 21, 2014		AT&T Center	San Antonio, Texas								
Defining Moment: After Louisiana went ahead 50-46 with 12:15 to play, Creighton answered with a 10-0 run that included a pair of Ethan Wragge three-pointers.											
Key Stat: Creighton won its 59th straight game when shooting 50 percent or better from the field.											
LOUISIANA	fg-a	3fg-a	ft-a	reb	pf	pts	ast	to	blk	stl	min
Shawn Long	7-15	1-3	0-1	7	4	15	0	1	2	0	23
Elridge Moore	1-4	0-0	0-0	5	1	2	0	1	0	0	26
Bryant Mbamalu	1-12	1-4	4-4	5	4	7	0	1	1	0	34
Elfrid Payton	9-20	1-4	5-9	8	2	24	3	1	2	3	40
Xavian Rimmer	2-5	0-2	1-1	3	2	5	1	0	0	0	32
Steven Wronkoski	0-1	0-1	0-0	0	0	0	2	0	0	0	13
Hayward Register	0-0	0-0	0-0	0	0	0	0	0	0	0	1
Kevin Brown	3-4	1-2	0-0	1	2	7	1	0	0	0	20
JJ Davenport	2-5	0-0	2-2	5	3	6	1	0	0	0	11
Team Rebounds				2							
Totals	25-66	4-16	12-17	36	18	66	8	4	5	3	200
	.379	.250	.706								
#16 CREIGHTON	fg-a	3fg-a	ft-a	reb	pf	pts	ast	to	blk	stl	min
Doug McDermott	13-23	2-4	2-2	12	2	30	2	0	1	0	39
Ethan Wragge	4-8	4-8	0-0	3	2	12	0	0	0	0	31
Austin Chatman	5-9	2-5	4-6	5	3	16	6	2	0	0	36
Grant Gibbs	2-5	0-2	2-6	4	5	6	6	1	1	0	26
Jahenns Manigat	2-4	1-3	1-1	2	1	6	3	0	0	0	36
Devin Brooks	0-3	0-1	0-0	1	0	0	1	1	0	0	8
Avery Dingman	2-2	0-0	0-0	2	1	4	0	1	0	0	14
Will Artino	0-0	0-0	2-6	2	3	2	0	1	1	0	10
Team Rebounds				5							
Totals	28-54	9-23	11-21	36	17	76	18	6	3	0	200
	.519	.391	.524								
Officials: Tony Greene, Jerry Heater, Byron Jarrett											
Technical Fouls: None. Attendance: 12,663											
Team	1st	2nd	Total	1stFG%	2ndFG%	Total%	Deadball				
Louisiana	33	33	66	.361	.400	.379	2,1				
#16 Creighton	39	37	76	.485	.571	.519	6,1				

2014		#23 Baylor (26-11)	85								
		#16 Creighton (27-8)	55								
NCAA Tournament Third Round											
March 23, 2014		AT&T Center	San Antonio, Texas								
Defining Moment: Baylor made its first five attempts from three-point range, while Creighton started 0-for-5 from deep.											
Key Stat: Baylor's 61.1 percent from three-point range was a season-best, while Creighton's 20.8 percent from deep was a season-low.											
#23 BAYLOR	fg-a	3fg-a	ft-a	reb	pf	pts	ast	to	blk	stl	min
Royce O'Neale	3-4	2-2	2-2	5	1	10	8	2	0	2	29
Cory Jefferson	5-8	0-1	4-7	4	1	14	0	1	1	0	31
Isaiah Austin	7-11	0-2	3-6	4	2	17	3	0	2	0	30
Kenny Chery	4-9	4-5	2-2	4	2	14	3	2	0	0	31
Brady Heslip	6-8	5-7	0-0	1	0	17	3	0	0	0	32
Rico Gathers	3-4	0-0	0-0	9	2	6	0	1	0	0	16
Gary Franklin	0-0	0-0	0-0	0	2	0	2	0	0	0	13
John Heard	0-0	0-0	0-0	0	0	0	0	0	0	0	2
Logan Lowery	1-1	0-0	1-2	0	0	3	0	0	0	0	3
Ish Wainright	1-1	0-0	0-0	0	0	2	0	0	0	0	3
Taurean Prince	0-1	0-1	2-2	1	1	2	0	0	0	0	10
Team Rebounds				4							
Totals	30-47	11-18	14-21	32	11	85	19	8	3	2	200
	.638	.611	.667								
#16 CREIGHTON	fg-a	3fg-a	ft-a	reb	pf	pts	ast	to	blk	stl	min
Doug McDermott	7-14	0-3	1-2	2	4	15	1	1	0	0	33
Ethan Wragge	2-7	2-6	1-2	3	4	7	0	1	0	0	29
Austin Chatman	5-8	1-4	0-0	3	2	11	1	1	0	0	37
Grant Gibbs	3-7	0-2	2-2	3	4	8	3	3	0	2	26
Jahenns Manigat	1-6	1-6	0-0	1	0	3	2	0	0	1	28
Alex Olsen	0-0	0-0	0-0	0	0	0	0	0	0	0	2
Devin Brooks	1-6	0-2	0-0	4	2	2	4	1	0	1	14
Avery Dingman	1-2	1-1	0-0	3	2	3	0	0	0	0	10
Will Artino	0-1	0-0	1-2	0	0	1	0	0	0	0	5
Zach Hanson	1-3	0-0	0-0	2	1	2	0	1	0	0	13
Geoffrey Groselle	1-1	0-0	1-1	0	0	3	0	0	0	0	3
Team Rebounds				1							
Totals	22-55	5-24	6-9	22	19	55	11	8	0	4	200
	.400	.208	.667								
Officials: Karl Hess, Brian Dorsey, Mike Nance											
Technical Fouls: None. Attendance: 13,431											
Team	1st	2nd	Total	1stFG%	2ndFG%	Total%	Deadball				
#23 Baylor	40	45	85	.636	.640	.638	3				
#16 Creighton	20	35	55	.375	.419	.400	1,2				

NCAA Tournament Teams

2017 NCAA Tournament

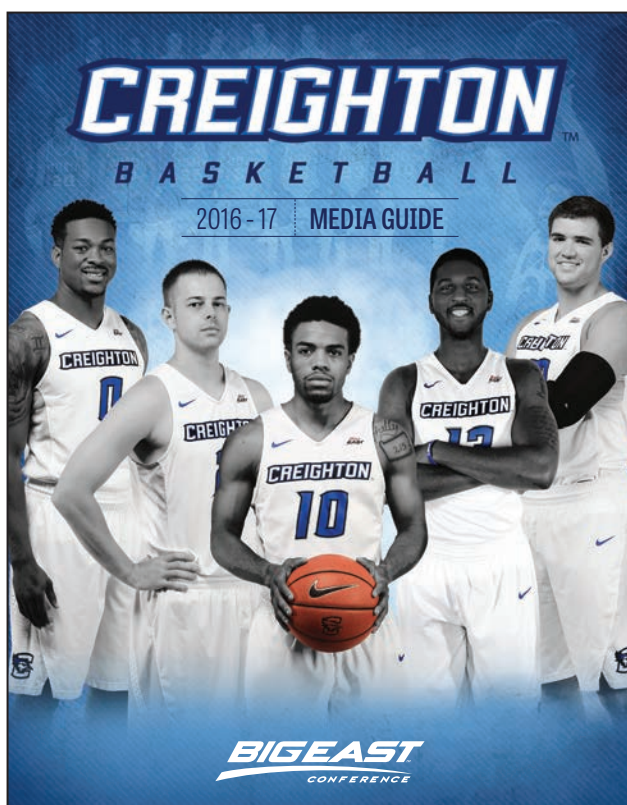


Standing (l-r): Kobe Paras, Cole Huff, Martin Krampelj, Justin Patton, Toby Hegner, Zach Hanson, Ronnie Harrell Jr., Khyri Thomas. Sitting (l-r): Jordan Scurry, Kaleb Joseph, Maurice Watson Jr., Isaiah Zierden, Marcus Foster, Tyler Clement, Davion Mintz.

25-10 Overall, 10-8 BIG EAST (T-3rd)

Creighton returned to the NCAA Tournament for the fourth time in six seasons, earning a No. 6 seed in its at-large bid ... The Bluejays also appeared in the BIG EAST Tournament title game for the second time in four years ... CU defeated four ranked teams, including road wins over No. 16 Butler and No. 22 Xavier ... Creighton started 13-0, including a win over No. 9 Wisconsin, three wins en route to the Paradise Jam title, and a 77-62 triumph at Nebraska ... Creighton's 18-1 start was its best ever after 19 games before an injury point guard Maurice Watson Jr. ... Kansas State transfer Marcus Foster earned First Team All-BIG EAST honors after setting a CU record for points by a newcomer with 638 ... Redshirt freshman center Justin Patton was named BIG EAST Freshman of the Year and turned pro after the season, being drafted No. 16 in the NBA Draft ... Khyri Thomas shared BIG EAST Defensive Player of the Year honors ... Greg McDermott moved into second on Creighton's wins list ... Creighton ranked fifth nationally with 17,413 fans per home game.

2017		Rhode Island (25-9)	84								
		Creighton (25-10)	72								
NCAA Tournament First Round											
March 17, 2017 Golden 1 Center Sacramento, Calif.											
Defining Moment: Rhode Island never trailed, and pulled away with a 16-7 run after Creighton forced the game's only tie at 17-all.											
Key Stat: Jeff Dowtin had a career-high 23 points and was 10-for-10 at the line.											
RHODE ISLAND	fg-a	3fg-a	ft-a	reb	pf	pts	ast	to	blk	stl	min
Hassan Martin	6-8	0-0	0-1	8	4	12	2	0	1	2	26
Kuran Iverson	6-13	3-8	2-2	4	3	17	3	3	2	0	34
E.C. Matthews	3-12	0-4	10-10	7	0	16	2	1	0	2	30
Jeff Dowtin	6-8	1-2	10-10	5	1	23	0	0	0	1	29
Jared Terrell	3-8	0-3	6-6	5	2	12	1	2	0	2	31
Jarvis Garrett	0-1	0-1	0-0	1	0	0	1	1	0	0	12
Will Leviton	0-0	0-0	0-0	0	0	0	0	0	0	0	1
Cyril Langevine	1-2	0-0	0-0	5	1	2	1	0	0	0	10
Stanford Robinson	1-5	0-2	0-0	3	3	2	1	0	0	1	18
Eric Dadika	0-0	0-0	0-0	0	0	0	0	0	0	0	1
Mike Layssard	0-0	0-0	0-0	0	0	0	0	0	0	0	1
Christian Thompson	0-0	0-0	0-0	0	0	0	0	0	0	0	1
Andre Berry	0-0	0-0	0-0	0	0	0	0	0	0	0	1
Nicole Akele	0-1	0-1	0-0	0	2	0	0	0	0	0	5
Team Rebounds											1
Totals	26-58	4-21	28-31	38	16	84	11	8	3	8	200
	.448	.190	.903								
CREIGHTON	fg-a	3fg-a	ft-a	reb	pf	pts	ast	to	blk	stl	min
Cole Huff	2-5	1-3	0-0	3	0	5	0	0	0	0	22
Justin Patton	3-12	0-1	2-3	7	5	8	0	0	1	0	21
Marcus Foster	6-19	1-7	2-4	4	2	15	1	3	0	0	38
Davion Mintz	1-3	0-1	0-0	1	1	2	1	1	0	0	14
Khyri Thomas	4-8	2-2	0-0	7	2	10	2	1	1	1	34
Ronnie Harrell Jr.	4-7	0-2	7-10	5	2	15	4	4	0	0	24
Jordan Scurry	1-1	1-1	0-0	0	2	3	1	0	0	0	2
Tyler Clement	0-0	0-0	0-0	0	1	0	0	0	0	0	2
Martin Krampelj	1-1	0-0	0-0	0	1	2	0	0	0	0	3
Isaiah Zierden	0-1	0-1	0-0	2	1	0	0	2	0	1	9
Kobe Paras	1-1	1-1	0-0	1	1	3	0	0	0	0	2
Toby Hegner	2-5	1-4	2-2	2	1	7	0	1	0	1	17
Zach Hanson	1-2	0-0	0-0	3	1	2	2	0	0	0	12
Team Rebounds											2
Totals	26-65	7-23	13-19	37	20	72	11	11	3	2	200
	.400	.304	.684								
Officials: Keith Kimble, Bob Staffen, Mark Schnurr											
Technical Fouls: None. Attendance: 15,833 (sold out)											
Team	1st	2nd	Total	1stFG%	2ndFG%	Total%	Deadball				
Rhode Island	33	51	84	.406	.500	.448	1				
Creighton	26	46	72	.300	.486	.400	4				



Creighton reached as high as No. 7 in the country during the 2016-17 season.



Freshman of the Year Justin Patton helped Creighton reach the BIG EAST Tournament championship game for the second time in four seasons. He would be drafted 16th overall in the NBA Draft three months later.

NCAA Tournament Teams

2018 NCAA Tournament



Standing (l-r): Mitch Ballock, Martin Krampelj, Manny Suarez, Jacob Epperson, Toby Hegner, Ronnie Harrell Jr., Kaleb Joseph. Sitting (l-r): Khyri Thomas, Jordan Scurry, Marcus Foster, Greg McDermott, Tyler Clement, Davion Mintz, Ty-Shon Alexander.

21-12 Overall, 10-8 BIG EAST (T-3rd)

Creighton returned to the NCAA Tournament for the fifth time in seven seasons, earning a No. 8 seed in its at-large bid ... Creighton defeated four ranked teams, including wins over No. 3 Villanova, No. 19 Seton Hall, No. 20 Northwestern and No. 23 UCLA ... The victory over Villanova matched the highest-ranked team CU had ever beaten, and also was the final loss in 2017-18 for the eventual national champions ... Junior guard Khyri Thomas was a Second Team All-BIG EAST choice and repeated his BIG EAST Defensive Player of the Year honor, then turned pro and was the 38th pick in the NBA Draft by the Philadelphia 76ers before being traded to Detroit ... Senior guard Marcus Foster became the program's first player to be named First Team All-BIG EAST twice after leading the team in scoring ... CU started the season 15-4 before losing rebound leader Martin Krampelj to a torn ACL, then finished 6-8 without him ... Creighton ranked fifth nationally with 17,000 fans per home game.

2018	Kansas State (23-11)		69								
	Creighton (21-12)		59								
NCAA Tournament First Round											
March 16, 2018	Spectrum Center		Charlotte, N.C.								
Defining Moment: Kansas State scored the game's first seven points and never trailed.											
Key Stat: Marcus Foster and Khyri Thomas combined for just 14 points after averaging 35.6 points per contest entering the night.											
KANSAS STATE	fg-a	3fg-a	ft-a	reb	pf	pts	ast	to	blk	stl	min
Makol Mawien	1-2	1-1	2-2	4	2	5	1	4	2	2	32
Xavier Sneed	3-8	2-5	1-3	6	1	9	1	1	0	1	36
Cartier Diarra	2-4	1-2	2-3	4	5	7	3	1	1	0	17
Kamau Stokes	5-9	1-4	0-2	4	1	11	3	2	0	1	38
Barry Brown	5-13	1-2	7-10	6	1	18	3	3	2	2	38
Mike McGuirl	6-10	3-5	2-3	4	0	17	1	0	0	0	22
Mawdo Salah	0-0	0-0	0-0	0	0	0	0	0	0	0	1
Brian Patrick	0-0	0-0	0-0	0	0	0	0	0	0	0	1
Mason Schoen	0-0	0-0	0-0	0	0	0	0	0	0	0	1
Amad Wainright	0-0	0-0	0-2	1	0	0	0	0	0	0	7
Levi Stockard III	1-3	0-0	0-0	2	1	2	0	0	0	0	7
Team Rebounds				4							
Totals	23-50	9-19	14-25	35	11	69	12	11	5	6	200
	.460	.474	.560								
CREIGHTON	fg-a	3fg-a	ft-a	reb	pf	pts	ast	to	blk	stl	min
Toby Hegner	5-12	1-6	1-1	7	3	12	1	1	0	0	22
Marcus Foster	2-11	1-7	0-0	5	2	5	2	3	0	1	33
Davion Mintz	4-10	2-2	0-0	5	2	10	3	0	0	0	30
Khyri Thomas	4-9	0-3	1-2	7	4	9	4	2	0	3	37
Mitch Ballock	5-14	4-11	2-2	8	3	16	0	1	0	1	32
Ronnie Harrell Jr.	1-3	0-0	0-0	2	0	2	0	1	2	1	15
Ty-Shon Alexander	1-5	1-4	0-0	4	3	3	1	2	0	0	11
Tyler Clement	0-1	0-1	0-0	1	1	0	1	0	0	0	1
Jordan Scurry	0-0	0-0	0-0	0	0	0	0	0	0	0	1
Kaleb Joseph	0-0	0-0	0-0	0	0	0	0	0	0	0	1
Jacob Epperson	1-3	0-0	0-0	1	3	2	0	3	1	0	16
Manny Suarez	0-0	0-0	0-0	1	0	0	0	0	0	0	1
Team Rebounds				4							
Totals	23-68	9-34	4-5	45	21	59	12	13	3	6	200
	.338	.265	.800								
Officials: Pat Driscoll, Eric Curry, Rodrick Dickson											
Technical Fouls: None. Attendance: 17,943											
Team	1st	2nd	Total	1stFG%	2ndFG%	Total%	Deadball				
Kansas State	32	37	69	.444	.478	.460	3				
Creighton	26	33	59	.344	.333	.338	1				



Creighton faced 10 ranked teams during the 2017-18 season, earning wins over No. 20 Northwestern, No. 23 UCLA, No. 19 Seton Hall and No. 3 Villanova.



Senior guard Marcus Foster became Creighton's first player ever to twice be named First Team All-BIG EAST in 2017-18.

NCAA Tournament Teams

2021 NCAA Tournament



Standing (l-r): Damien Jefferson, Denzel Mahoney, Sami Osmani, Antwann Jones, Jacob Epperson, Shereef Mitchell, Christian Bishop, Andrew Merfeld, Nic Zeil, Devin Davis, Ryan Kalkbrenner, Alex O'Connell, Marcus Zegarowski, Mitch Ballock, Jett Canfield.

22-9 Overall, 14-6 BIG EAST (2nd)

Creighton earned a No. 5 seed in the NCAA Tournament and defeated UC Santa Barbara and Ohio to reach the program's first Sweet 16 since 1974 before falling against top-ranked Gonzaga ... Creighton started the season ranked 11th in the preseason polls and climbed as high as 7th (AP) and 5th (Coaches) in the polls the week of January 4th ... Highlighting Creighton's wins were an 86-70 win vs. No. 5 Villanova, three triumphs over BIG EAST newcomer Connecticut and runner-up finishes in the BIG EAST regular-season and tournament ... Junior Marcus Zegarowski was named First Team All-BIG EAST and Honorable Mention All-American before being drafted by the Brooklyn Nets ... COVID-19 protocols minimized crowds and limited non-conference play during the season and led to a postseason bubble in Indianapolis.



A veteran squad finished as runner-up in the BIG EAST in 2020-21 and reached the program's first Sweet 16 since 1974.

2021	UC Santa Barbara (22-5)	62									
	#19 Creighton (21-8)	63									
NCAA Tournament First Round											
March 20, 2021	Lucas Oil Stadium	Indianapolis, Ind.									
Defining Moment: Christian Bishop made two game-winning free throws with 16.0 seconds left and Creighton held on when Amadou Sow's point-blank lay-up rolled off the rim with two seconds left.											
Key Stat: Creighton won its first NCAA Tournament game since 2014 by closing the game with an 11-4 run.											
UC SANTA BARBARA	fg-a	3fg-a	ft-a	reb	pf	pts	ast	to	blk	stl	min
Miles Norris	3-9	1-4	6-6	6	1	13	1	0	1	1	33
Amadou Sow	5-8	0-0	2-2	6	5	12	0	1	1	1	25
JaQuori McLaughlin	4-9	2-4	3-5	6	1	13	7	2	1	0	39
Devearl Ramsey	5-11	1-4	0-0	2	2	11	3	0	0	0	35
Brandon Cyrus	2-4	0-2	0-0	4	1	4	0	0	0	0	15
Josh Pierre-Louis	0-3	0-2	0-0	1	3	0	3	2	0	0	12
Ajare Sanni	1-7	1-4	1-2	2	1	4	1	1	0	0	19
Destin Barnes	1-2	0-1	0-0	2	0	2	1	0	0	0	7
Robinson Idehen	1-4	0-0	1-2	7	2	3	0	1	0	0	15
Team Rebounds				2							
Totals	22-57	5-21	13-17	36	16	62	15	9	3	2	200
	.386	.238	.765								
#19 CREIGHTON	fg-a	3fg-a	ft-a	reb	pf	pts	ast	to	blk	stl	min
Christian Bishop	6-8	0-0	3-5	11	3	15	0	1	2	1	32
Damien Jefferson	4-11	0-3	0-0	3	3	8	3	0	0	0	37
Marcus Zegarowski	7-11	3-6	0-0	2	1	17	8	6	0	2	38
Mitch Ballock	3-10	1-7	1-1	7	3	8	4	0	1	1	37
Denzel Mahoney	5-14	3-9	0-0	3	1	13	2	0	0	0	29
Shereef Mitchell	1-3	0-0	0-1	1	1	2	1	1	0	0	16
Alex O'Connell	0-0	0-0	0-0	0	0	0	0	0	0	0	3
Ryan Kalkbrenner	0-1	0-0	0-0	1	2	0	0	0	0	0	8
Team Rebounds				2							
Totals	26-58	7-25	4-7	30	14	63	18	8	3	4	200
	.448	.280	.571								
Officials: Greg Nixon, Tony Chiazza, Keith Kimble											
Technical Fouls: None. Attendance: 0											
Team	1st	2nd	Total	1stFG%	2ndFG%	Total%	Deadball				
UC Santa Barbara	30	32	62	.458	.333	.386	5				
#19 Creighton	34	29	63	.438	.462	.448	2,1				

2021	Ohio (17-8)	58									
	#19 Creighton (22-8)	72									
NCAA Tournament Second Round											
March 22, 2021	Hinkle Fieldhouse	Indianapolis, Ind.									
Defining Moment: Creighton went on a 20-5 run to end the first half and led 39-24 at intermission as the Jays clinched their first Sweet 16 bid since 1974.											
Key Stat: Ohio star Jason Preston was limited to four points on 1-of-10 shooting.											
OHIO	fg-a	3fg-a	ft-a	reb	pf	pts	ast	to	blk	stl	min
Ben Roderick	4-12	2-8	0-0	6	2	10	0	1	0	1	33
Dwight Wilson	5-8	0-0	2-2	9	3	12	0	3	1	1	23
Ben Vander Plas	3-12	1-6	2-4	10	2	9	3	6	0	1	38
Jason Preston	1-10	0-3	2-4	9	0	4	7	4	0	1	40
Lunden McDay	4-14	3-9	0-0	1	4	11	2	0	0	0	32
Miles Brown	0-0	0-0	0-0	0	0	0	0	0	0	0	5
Mark Sears	2-8	1-4	3-4	1	4	8	0	0	0	1	20
Colin Granger	2-2	0-0	0-2	2	2	4	0	0	0	0	9
Team Rebounds				6							
Totals	21-66	7-30	9-16	44	17	58	12	14	1	5	200
	.318	.233	.563								
#19 CREIGHTON	fg-a	3fg-a	ft-a	reb	pf	pts	ast	to	blk	stl	min
Christian Bishop	6-7	0-0	0-0	15	3	12	0	2	0	1	32
Damien Jefferson	6-13	1-3	2-2	5	2	15	3	2	0	1	34
Marcus Zegarowski	7-16	4-7	2-2	3	2	20	2	1	1	1	38
Mitch Ballock	3-5	2-3	2-3	5	2	10	5	2	0	2	37
Denzel Mahoney	4-12	1-5	2-2	3	3	11	2	1	0	0	34
Antwann Jones	0-1	0-0	0-0	0	0	0	0	1	0	0	2
Shereef Mitchell	1-4	1-2	1-2	1	3	4	0	0	0	0	10
Alex O'Connell	0-1	0-1	0-0	2	0	0	0	1	0	0	3
Jett Canfield	0-0	0-0	0-0	0	0	0	0	0	0	0	1
Andrew Merfeld	0-0	0-0	0-0	0	0	0	0	0	0	0	0+
Nic Zeil	0-0	0-0	0-0	0	0	0	0	0	0	0	0+
Devin Davis	0-0	0-0	0-0	0	0	0	0	0	0	0	0+
Ryan Kalkbrenner	0-1	0-0	0-2	1	1	0	0	1	1	0	8
Jacob Epperson	0-0	0-0	0-0	0	0	0	0	0	0	0	1
Team Rebounds				4							
Totals	27-60	9-21	9-13	39	16	72	12	11	2	5	200
	.450	.429	.692								
Officials: William Ek, Jeb Hartness, Jeff Clark											
Technical Fouls: None. Attendance: 0											
Team	1st	2nd	Total	1stFG%	2ndFG%	Total%	Deadball				
Ohio	24	34	58	.313	.324	.318	4				
#19 Creighton	39	33	72	.500	.385	.450	1,1				

2021	#19 Creighton (22-9)	65									
	#1 Gonzaga (29-0)	83									
NCAA Tournament Regional Semifinal											
March 28, 2021	Hinkle Fieldhouse	Indianapolis, Ind.									
Defining Moment: Gonzaga started the game on a 9-2 run and the second half on an 8-2 run as it never trailed.											
Key Stat: Gonzaga shot 59.6 percent from the field overall and 25-of-33 (75.8 percent) from two-point range.											
#19 CREIGHTON	fg-a	3fg-a	ft-a	reb	pf	pts	ast	to	blk	stl	min
Christian Bishop	6-9	0-0	0-2	5	3	12	3	3	0	1	21
Damien Jefferson	3-10	0-3	0-0	5	3	6	2	5	0	3	32
Marcus Zegarowski	7-16	3-7	2-2	3	1	19	2	2	0	1	34
Mitch Ballock	2-9	1-7	0-0	1	0	5	3	0	0	0	32
Denzel Mahoney	6-13	1-5	0-2	5	1	13	1	0	0	0	31
Antwann Jones	0-0	0-0	2-2	1	0	2	0	0	0	0	3
Shereef Mitchell	2-4	0-0	0-0	1	1	4	0	0	0	0	17
Alex O'Connell	1-2	0-0	0-0	1	1	2	0	0	0	0	5
Jett Canfield	0-0	0-0	0-0	1	1	0	0	0	0	0	3
Sami Osmani	0-1	0-1	0-0	0	0	0	0	0	0	0	1
Nic Zeil	0-0	0-0	0-0	0	0	0	0	0	0	0	1
Devin Davis	0-0	0-0	0-0	0	0	0	0	0	0	0	1
Ryan Kalkbrenner	1-4	0-0	0-0	2	1	2	0	0	0	2	16
Jacob Epperson	0-0	0-0	0-0	0	0	0	0	0	0	0	2
Team Rebounds				3							
Totals	28-69	5-23	4-8	28	12	65	11	11	0	9	200
	.406	.217	.500								
#1 GONZAGA	fg-a	3fg-a	ft-a	reb	pf	pts	ast	to	blk	stl	min
Drew Timme	10-14	0-1	2-3	6	3	22	4	4	0	0	27
Corey Kispert	5-8	2-3	0-0	7	2	12	1	1	1	2	34
Jalen Suggs	3-7	0-2	3-3	5	0	9	6	6	0	2	34
Andrew Nembhard	7-9	3-5	0-0	4	2	17	8	1	0	0	36
Joel Ayayi	5-13	3-10	0-0	8	2	13	1	2	0	0	34
Julian Strawther	0-0	0-0	0-0	0	0	0	0	0	0	0	3
Aaron Cook	1-3	1-3	0-0	2	0	3	1	1	0	0	11
Oumar Ballo	0-0	0-0	0-0	0	1	0	0	0	0	0	2
Anton Watson	3-3	0-0	1-4	2	7	2	1	0	1	1	16
Ben Gregg	0-0	0-0	0-0	0	0	0	0	0	0	0	1
Dominick Harris	0-0	0-0	0-0	0	0	0	0	0	0	0	2
Team Rebounds				1							
Totals	34-57	9-24	6-10	35	12	83	23	16	2	5	200
	.596	.375	.600								
Officials: Michael Greenstein, Marques Pettigrew, Doug Simons											
Technical Fouls: None. Attendance: 0											
Team	1st	2nd	Total	1stFG%	2ndFG%	Total%	Deadball				
#19 Creighton	33	32	65	.395	.419	.406	4				
#1 Gonzaga	43	40	83	.607	.586	.596	3,2				

THE STAT CREW SYSTEM
Creighton Combined Team Statistics (as of Mar 12, 2022)
All games

RECORD:	OVERALL	HOME	AWAY	NEUTRAL
ALL GAMES	22-11	11-4	6-5	5-2
CONFERENCE	12-7	7-2	5-5	0-0
NON-CONFERENCE	10-4	4-2	1-0	5-2

#	Player	gp-gs	min	avg	Total		3-Point		F-Throw		Rebounds				pf	dq	a	to	blk	stl	pts	avg
					fg-fga	fg%	3fg-fga	3fg%	ft-fa	ft%	off	def	tot	avg								
44	HAWKINS,Ryan	33-33	1139	34.5	165-374	.441	75-209	.359	53-66	.803	54	204	258	7.8	55	0	50	58	12	29	458	13.9
11	KALKBRENNER,Ryan	33-33	956	29.0	168-260	.646	3-12	.250	89-123	.724	128	123	251	7.6	47	0	28	47	89	14	428	13.0
05	O'CONNELL,Alex	33-33	1056	32.0	137-331	.414	62-191	.325	45-56	.804	11	165	176	5.3	48	0	68	61	2	27	381	11.5
02	NEMBHARD,Ryan	27-27	940	34.8	115-285	.404	33-106	.311	41-56	.732	6	79	85	3.1	56	2	119	85	1	34	304	11.3
24	KALUMA,Arthur	29-28	746	25.7	113-250	.452	22-86	.256	38-58	.655	31	117	148	5.1	70	2	36	73	17	17	286	9.9
23	ALEXANDER,Trey	33-11	864	26.2	79-185	.427	16-59	.271	53-66	.803	10	114	124	3.8	62	1	72	57	10	22	227	6.9
04	MITCHELL,Shereef	6-0	100	16.7	8-22	.364	0-5	.000	5-6	.833	1	9	10	1.7	9	0	8	8	0	5	21	3.5
01	FEAZELL,KeyShawn	33-0	316	9.6	44-78	.564	2-6	.333	12-23	.522	19	58	77	2.3	47	0	16	21	10	8	102	3.1
21	ANDRONIKASHVILI,R	31-0	418	13.5	17-73	.233	6-29	.207	18-29	.621	4	26	30	1.0	42	0	36	30	4	18	58	1.9
15	CHRISTOFILIS,John	13-0	52	4.0	3-15	.200	1-11	.091	0-0	.000	1	3	4	0.3	0	0	0	0	0	0	7	0.5
55	KANCLERIS,Modestas	13-0	33	2.5	0-5	.000	0-1	.000	3-6	.500	3	4	7	0.5	3	0	1	1	1	3	3	0.2
22	DAVIS,Devin	14-0	17	1.2	1-4	.250	1-3	.333	0-0	.000	2	0	2	0.1	3	0	0	0	0	0	3	0.2
14	OSMANI,Sami	7-0	13	1.9	0-5	.000	0-3	.000	0-1	.000	2	2	4	0.6	1	0	0	0	0	0	0	0.0
Team											46	41	87				23					
Total.....		33	6650		850-1887	.450	221-721	.307	357-490	.729	318	945	1263	38.3	443	5	434	464	146	177	2278	69.0
Opponents.....		33	6650		824-2084	.395	222-701	.317	306-423	.723	375	794	1169	35.4	506	4	369	350	109	225	2176	65.9

TEAM STATISTICS	CU	OPP	Date	Opponent	Score	Att.
SCORING	2278	2176	11/09/21	ARKANSAS-PINE BLUFF	w 90-77	15072
Points per game	69.0	65.9	11/11/21	KENNESAW STATE	w 51-44	16092
Scoring margin	+3.1	-	11/16/21	at Nebraska	w 77-69	15939
FIELD GOALS-ATT	850-1887	824-2084	P 11/19/21	vs Brown	w 78-57	622
Field goal pct	.450	.395	P 11/21/21	vs Colorado State	L 81-95	879
3 POINT FG-ATT	221-721	222-701	P 11/22/21	vs Southern Illinois	w 66-64	924
3-point FG pct	.307	.317	11/27/21	SIU EDWARDSVILLE	w 70-65	16417
3-pt FG made per game	6.7	6.7	11/30/21	NORTH DAKOTA STATE	w 80-55	15428
FREE THROWS-ATT	357-490	306-423	12/04/21	#19 IOWA STATE	L 58-64	18294
Free throw pct	.729	.723	P 12/11/21	vs #24 BYU	w 83-71	2835
F-Throws made per game	10.8	9.3	12/14/21	ARIZONA STATE	L 57-58	15011
REBOUNDS	1263	1169	* 12/17/21	#9 VILLANOVA	w 79-59	17208
Rebounds per game	38.3	35.4	* 01/01/22	at Marquette	Wo2 75-69	13689
Rebounding margin	+2.8	-	* 01/05/22	at #19 Villanova	L 41-75	6501
ASSISTS	434	369	* 01/15/22	at #17 Xavier	L 73-80	10224
Assists per game	13.2	11.2	* 01/19/22	ST. JOHN'S	w 87-64	16840
TURNOVERS	464	350	* 01/22/22	DEPAUL	w 60-47	16854
Turnovers per game	14.1	10.6	* 01/26/22	at Butler	L 55-72	6920
Turnover margin	-3.5	-	* 01/29/22	#21 XAVIER	L 64-74	17850
Assist/turnover ratio	0.9	1.1	* 02/01/22	at #17 Connecticut	w 59-55	10443
STEALS	177	225	* 02/04/22	at Seton Hall	L 55-74	9062
Steals per game	5.4	6.8	* 02/08/22	BUTLER	w 54-52	15375
BLOCKS	146	109	* 02/12/22	at Georgetown	w 80-66	5813
Blocks per game	4.4	3.3	* 02/14/22	GEORGETOWN	w 88-77	16178
ATTENDANCE	249158	162790	* 02/17/22	at DePaul	w 71-59	2561
Home games-Avg/Game	15-16611	11-8918	* 02/20/22	MARQUETTE	w 83-82	18192
Neutral site-Avg/Game	-	7-9242	* 02/23/22	at St. John's	w 81-78	4542
Score by Periods	1st	2nd	OT	OT2	Totals	
Creighton	1105	1156	9	8	2278	
Opponents	1032	1133	9	2	2176	
						B 03/10/22 vs Marquette w 74-63 19812
						B 03/11/22 vs #11 Providence w 85-58 19812
						G 03/12/22 vs #8 Villanova L 48-54 19812

* = BIG EAST Conference game
P = Paradise Jam (U.S. Virgin Islands)
B = BIG EAST Tournament (New York, NY)

THE STAT CREW SYSTEM
Creighton Season Schedule/Results & Leaders (as of Mar 13, 2022)
All games

RECORD:	OVERALL	HOME	AWAY	NEUTRAL
ALL GAMES	22-11	11-4	6-5	5-2
CONFERENCE	12-7	7-2	5-5	0-0
NON-CONFERENCE	10-4	4-2	1-0	5-2

Date	Opponent	Score	Att.	High Points	High Rebounds
11/09/21	ARKANSAS-PINE BLUFF	W 90-77	15072	(20)O'CONNELL,Alex	(11)HAWKINS,Ryan
11/11/21	KENNESAW STATE	W 51-44	16092	(13)O'CONNELL,Alex	(10)HAWKINS,Ryan
11/16/21	at Nebraska	W 77-69	15939	(22)NEMBHARD,Ryan	(10)HAWKINS,Ryan
11/19/21	Pvs Brown	W 78-57	622	(19)KALKBRENNER,Ryan	(5)KALKBRENNER,Ryan (5)ALEXANDER,Trey (5)KALUMA,Arthur
11/21/21	Pvs Colorado State	81-95 L	879	(16)KALUMA,Arthur	(7)FEAZELL,KeyShawn
11/22/21	Pvs Southern Illinois	W 66-64	924	(14)KALKBRENNER,Ryan	(6)HAWKINS,Ryan
11/27/21	SIU EDWARDSVILLE	W 70-65	16417	(14)HAWKINS,Ryan	(7)HAWKINS,Ryan
11/30/21	NORTH DAKOTA STATE	W 80-55	15428	(17)KALKBRENNER,Ryan	(8)FEAZELL,KeyShawn
12/04/21	#19 IOWA STATE	58-64 L	18294	(25)HAWKINS,Ryan	(10)KALKBRENNER,Ryan
12/11/21	Pvs #24 BYU	W 83-71	2835	(25)HAWKINS,Ryan	(9)KALKBRENNER,Ryan
12/14/21	ARIZONA STATE	57-58 L	15011	(16)KALKBRENNER,Ryan	(10)HAWKINS,Ryan
12/17/21	*#9 VILLANOVA	W 79-59	17208	(19)HAWKINS,Ryan	(11)HAWKINS,Ryan
01/01/22	*at Marquette	Wo2 75-69	13689	(20)KALKBRENNER,Ryan	(12)HAWKINS,Ryan (12)KALKBRENNER,Ryan
01/05/22	*at #19 Villanova	41-75 L	6501	(13)O'CONNELL,Alex	(6)FEAZELL,KeyShawn
01/15/22	*at #17 Xavier	73-80 L	10224	(22)O'CONNELL,Alex	(13)HAWKINS,Ryan
01/19/22	*ST. JOHN'S	W 87-64	16840	(28)O'CONNELL,Alex	(11)KALKBRENNER,Ryan
01/22/22	*DEPAUL	W 60-47	16854	(18)KALKBRENNER,Ryan	(10)KALKBRENNER,Ryan
01/26/22	*at Butler	55-72 L	6920	(18)KALUMA,Arthur	(7)O'CONNELL,Alex (7)HAWKINS,Ryan
01/29/22	*#21 XAVIER	64-74 L	17850	(23)NEMBHARD,Ryan	(8)KALKBRENNER,Ryan
02/01/22	*at #17 Connecticut	W 59-55	10443	(23)HAWKINS,Ryan	(11)HAWKINS,Ryan
02/04/22	*at Seton Hall	55-74 L	9062	(12)O'CONNELL,Alex	(8)KALUMA,Arthur
02/08/22	*BUTLER	W 54-52	15375	(16)KALUMA,Arthur	(10)O'CONNELL,Alex
02/12/22	*at Georgetown	W 80-66	5813	(30)HAWKINS,Ryan	(15)KALKBRENNER,Ryan
02/14/22	*GEORGETOWN	W 88-77	16178	(27)O'CONNELL,Alex	(12)HAWKINS,Ryan
02/17/22	*at DePaul	W 71-59	2561	(25)HAWKINS,Ryan	(13)KALKBRENNER,Ryan
02/20/22	*MARQUETTE	W 83-82	18192	(21)KALKBRENNER,Ryan	(9)HAWKINS,Ryan
02/23/22	*at St. John's	W 81-78	4542	(25)HAWKINS,Ryan	(12)HAWKINS,Ryan
02/26/22	*at #11 Providence	51-72 L	12400	(13)KALKBRENNER,Ryan	(10)HAWKINS,Ryan
03/02/22	*#18 CONNECTICUT	W 64-62	17126	(22)KALKBRENNER,Ryan	(10)KALKBRENNER,Ryan
03/05/22	*SETON HALL	60-65 L	17221	(17)HAWKINS,Ryan (17)KALKBRENNER,Ryan	(8)KALKBRENNER,Ryan
03/10/22	Bvs Marquette	W 74-63	19812	(18)HAWKINS,Ryan	(9)KALKBRENNER,Ryan (9)O'CONNELL,Alex
03/11/22	Bvs #11 Providence	W 85-58	19812	(18)O'CONNELL,Alex	(12)HAWKINS,Ryan
03/12/22	Bvs #8 Villanova	48-54 L	19812	(19)KALKBRENNER,Ryan	(12)KALUMA,Arthur

* = BIG EAST Conference game
P = Paradise Jam (U.S. Virgin Islands)
B = BIG EAST Tournament (New York, NY)

Attendance Summary	Games	Attend	Avg/Game
Home	15	249158	16611
Away	11	98094	8918
Neutral	7	64696	9242
Total	33	411948	12483

THE STAT CREW SYSTEM
Creighton Combined Team Statistics (as of Mar 05, 2022)
Conference games only

RECORD:	OVERALL	HOME	AWAY	NEUTRAL
ALL GAMES	12-7	7-2	5-5	0-0
CONFERENCE	12-7	7-2	5-5	0-0
NON-CONFERENCE	0-0	0-0	0-0	0-0

#	Player	gp-gs	min	avg	Total		3-Point		F-Throw		Rebounds				pf	dq	a	to	blk	stl	pts	avg		
					fg-fga	fg%	3fg-fga	3fg%	ft-fa	ft%	off	def	tot	avg										
44	HAWKINS,Ryan	19-19	679	35.7	98-221	.443	47-126	.373	36-44	.818	27	130	157	8.3	39	0	34	40	3	17	279	14.7		
11	KALKBRENNER,Ryan	19-19	593	31.2	92-158	.582	3-11	.273	53-68	.779	75	77	152	8.0	29	0	16	29	51	9	240	12.6		
05	O'CONNELL,Alex	19-19	627	33.0	74-187	.396	39-114	.342	33-42	.786	6	95	101	5.3	25	0	41	34	1	11	220	11.6		
02	NEMBHARD,Ryan	16-16	560	35.0	66-176	.375	19-73	.260	15-22	.682	4	45	49	3.1	30	1	65	46	0	17	166	10.4		
24	KALUMA,Arthur	15-14	398	26.5	59-132	.447	14-46	.304	16-22	.727	17	59	76	5.1	31	1	17	38	6	7	148	9.9		
23	ALEXANDER,Trey	19-8	527	27.7	53-120	.442	9-34	.265	32-41	.780	8	68	76	4.0	44	1	43	33	5	10	147	7.7		
01	FEAZELL,KeyShawn	19-0	141	7.4	20-32	.625	2-3	.667	7-13	.538	6	25	31	1.6	24	0	3	14	6	4	49	2.6		
21	ANDRONIKASHVILI,R	19-0	272	14.3	8-46	.174	2-14	.143	10-16	.625	4	14	18	0.9	28	0	22	19	2	9	28	1.5		
15	CHRISTOFILIS,John	5-0	22	4.4	1-10	.100	0-7	.000	0-0	.000	1	1	2	0.4	0	0	0	0	0	0	2	0.4		
55	KANCLERIS,Modestas	8-0	20	2.5	0-4	.000	0-1	.000	1-3	.333	2	2	4	0.5	2	0	1	1	0	1	1	0.1		
14	OSMANI,Sami	3-0	5	1.7	0-1	.000	0-1	.000	0-1	.000	0	1	1	0.3	1	0	0	0	0	0	0	0.0		
22	DAVIS,Devin	6-0	6	1.0	0-2	.000	0-1	.000	0-0	.000	1	0	1	0.2	0	0	0	0	0	0	0	0.0		
Team											26	27	53											
Total.....		19	3850		471-1089	.433	135-431	.313	203-272	.746	177	544	721	37.9	253	3	242	272	74	85	1280	67.4		
Opponents.....		19	3850		491-1222	.402	117-374	.313	183-256	.715	222	470	692	36.4	289	3	214	185	79	139	1282	67.5		

TEAM STATISTICS	CU	OPP	Date	Opponent	Score	Att.
SCORING	1280	1282	* 12/17/21	#9 VILLANOVA	w 79-59	17208
Points per game	67.4	67.5	* 01/01/22	at Marquette	Wo2 75-69	13689
Scoring margin	-0.1	-	* 01/05/22	at #19 Villanova	L 41-75	6501
FIELD GOALS-ATT	471-1089	491-1222	* 01/15/22	at #17 Xavier	L 73-80	10224
Field goal pct	.433	.402	* 01/19/22	ST. JOHN'S	w 87-64	16840
3 POINT FG-ATT	135-431	117-374	* 01/22/22	DEPAUL	w 60-47	16854
3-point FG pct	.313	.313	* 01/26/22	at Butler	L 55-72	6920
3-pt FG made per game	7.1	6.2	* 01/29/22	#21 XAVIER	L 64-74	17850
FREE THROWS-ATT	203-272	183-256	* 02/01/22	at #17 Connecticut	w 59-55	10443
Free throw pct	.746	.715	* 02/04/22	at Seton Hall	L 55-74	9062
F-Throws made per game	10.7	9.6	* 02/08/22	BUTLER	w 54-52	15375
REBOUNDS	721	692	* 02/12/22	at Georgetown	w 80-66	5813
Rebounds per game	37.9	36.4	* 02/14/22	GEORGETOWN	w 88-77	16178
Rebounding margin	+1.5	-	* 02/17/22	at DePaul	w 71-59	2561
ASSISTS	242	214	* 02/20/22	MARQUETTE	w 83-82	18192
Assists per game	12.7	11.3	* 02/23/22	at St. John's	w 81-78	4542
TURNOVERS	272	185	* 02/26/22	at #11 Providence	L 51-72	12400
Turnovers per game	14.3	9.7	* 03/02/22	#18 CONNECTICUT	w 64-62	17126
Turnover margin	-4.6	-	* 03/05/22	SETON HALL	L 60-65	17221
Assist/turnover ratio	0.9	1.2				
STEALS	85	139	* = BIG EAST Conference game			
Steals per game	4.5	7.3	P = Paradise Jam (U.S. Virgin Islands)			
BLOCKS	74	79				
Blocks per game	3.9	4.2				
ATTENDANCE	152844	82155				
Home games-Avg/Game	9-16983	10-8216				
Neutral site-Avg/Game	-	0-0				

Score by Periods	1st	2nd	OT	OT2	Totals
Creighton	629	634	9	8	1280
Opponents	601	670	9	2	1282

THE STAT CREW SYSTEM
Creighton Combined Team Statistics (as of Mar 12, 2022)
2022 BE TourneyOnly

RECORD:	OVERALL	HOME	AWAY	NEUTRAL
ALL GAMES	2-1	0-0	0-0	2-1
CONFERENCE	0-0	0-0	0-0	0-0
NON-CONFERENCE	2-1	0-0	0-0	2-1

#	Player	gp-gs	min	avg	Total		3-Point		F-Throw		Rebounds				pf	dq	a	to	blk	stl	pts	avg
					fg-fga	fg%	3fg-fga	3fg%	ft-fta	ft%	off	def	tot	avg								
11	KALKBRENNER,Ryan	3-3	95	31.7	19-25	.760	0-0	.000	10-14	.714	17	9	26	8.7	5	0	5	5	9	1	48	16.0
24	KALUMA,Arthur	3-3	90	30.0	15-33	.455	3-13	.231	7-8	.875	6	13	19	6.3	11	1	5	7	0	3	40	13.3
05	O'CONNELL,Alex	3-3	105	35.0	13-34	.382	7-22	.318	4-4	1.000	0	15	15	5.0	8	0	6	6	0	3	37	12.3
23	ALEXANDER,Trey	3-3	103	34.3	11-29	.379	2-9	.222	10-12	.833	0	14	14	4.7	7	0	12	7	2	5	34	11.3
44	HAWKINS,Ryan	3-3	113	37.7	12-33	.364	4-17	.235	0-1	.000	4	22	26	8.7	5	0	3	5	1	3	28	9.3
21	ANDRONIKASHVILI,R	3-0	59	19.7	3-11	.273	2-5	.400	2-4	.500	0	6	6	2.0	3	0	3	7	0	3	10	3.3
01	FEAZELL,KeyShawn	3-0	25	8.3	3-5	.600	0-1	.000	1-1	1.000	2	5	7	2.3	3	0	2	0	1	0	7	2.3
22	DAVIS,Devin	2-0	5	2.5	1-1	1.000	1-1	1.000	0-0	.000	0	0	0	0.0	1	0	0	0	0	0	3	1.5
55	KANCLERIS,Modestas	1-0	3	3.0	0-0	.000	0-0	.000	0-0	.000	0	1	1	1.0	0	0	0	0	0	1	0	0.0
14	OSMANI,Sami	1-0	2	2.0	0-1	.000	0-1	.000	0-0	.000	0	0	0	0.0	0	0	0	0	0	0	0	0.0
Team											2	5	7					1				
Total.....		3	600		77-172	.448	19-69	.275	34-44	.773	31	90	121	40.3	43	1	36	38	13	19	207	69.0
Opponents.....		3	600		62-180	.344	20-84	.238	31-42	.738	34	72	106	35.3	41	0	25	33	2	19	175	58.3

TEAM STATISTICS	CU	OPP	Date	Opponent	Score	Att.
SCORING	207	175	B 03/10/22	vs Marquette	w 74-63	19812
Points per game	69.0	58.3	B 03/11/22	vs #11 Providence	w 85-58	19812
Scoring margin	+10.7	-	G 03/12/22	vs #8 Villanova	L 48-54	19812
FIELD GOALS-ATT	77-172	62-180	* = BIG EAST Conference game			
Field goal pct	.448	.344	P = Paradise Jam (U.S. Virgin Islands)			
3 POINT FG-ATT	19-69	20-84	B = BIG EAST Tournament (New York, NY)			
3-point FG pct	.275	.238				
3-pt FG made per game	6.3	6.7				
FREE THROWS-ATT	34-44	31-42				
Free throw pct	.773	.738				
F-Throws made per game	11.3	10.3				
REBOUNDS	121	106				
Rebounds per game	40.3	35.3				
Rebounding margin	+5.0	-				
ASSISTS	36	25				
Assists per game	12.0	8.3				
TURNOVERS	38	33				
Turnovers per game	12.7	11.0				
Turnover margin	-1.7	-				
Assist/turnover ratio	0.9	0.8				
STEALS	19	19				
Steals per game	6.3	6.3				
BLOCKS	13	2				
Blocks per game	4.3	0.7				
ATTENDANCE	0	59436				
Home games-Avg/Game	0-0	0-0				
Neutral site-Avg/Game	-	3-19812				

Score by Periods	1st	2nd	Totals
Creighton	89	118	207
Opponents	72	103	175

THE STAT CREW SYSTEM
Creighton Combined Team Statistics (as of Mar 13, 2022)
vs. NCAA Qualifiers

RECORD:	OVERALL	HOME	AWAY	NEUTRAL
ALL GAMES	7-7	3-2	2-3	2-2
CONFERENCE	5-4	3-1	2-3	0-0
NON-CONFERENCE	2-3	0-1	0-0	2-2

#	Player	gp-gs	min	avg	Total		3-Point		F-Throw		Rebounds				pf	dq	a	to	blk	stl	pts	avg
					fg-fga	fg%	3fg-fga	3fg%	ft-fa	ft%	off	def	tot	avg								
44	HAWKINS,Ryan	14-14	505	36.1	66-157	.420	28-82	.341	25-31	.806	18	87	105	7.5	21	0	18	27	3	12	185	13.2
11	KALKBRENNER,Ryan	14-14	427	30.5	70-113	.619	3-10	.300	39-53	.736	62	50	112	8.0	22	0	11	19	33	8	182	13.0
02	NEMBARD,Ryan	8-8	289	36.1	33-83	.398	13-36	.361	12-16	.750	3	23	26	3.3	9	0	25	28	0	7	91	11.4
05	O'CONNELL,Alex	14-14	452	32.3	53-143	.371	24-83	.289	11-17	.647	5	68	73	5.2	16	0	29	17	0	9	141	10.1
24	KALUMA,Arthur	13-13	357	27.5	51-123	.415	12-46	.261	11-16	.688	16	56	72	5.5	34	1	16	32	1	9	125	9.6
23	ALEXANDER,Trey	14-7	403	28.8	40-93	.430	6-27	.222	29-34	.853	4	45	49	3.5	26	0	31	25	4	10	115	8.2
21	ANDRONIKASHVILI,R	14-0	226	16.1	12-43	.279	5-15	.333	5-11	.455	2	16	18	1.3	21	0	16	20	2	13	34	2.4
01	FEAZELL,KeyShawn	14-0	119	8.5	14-24	.583	0-3	.000	4-5	.800	8	21	29	2.1	17	0	7	10	2	2	32	2.3
04	MITCHELL,Shereef	2-0	24	12.0	0-1	.000	0-1	.000	2-2	1.000	0	4	4	2.0	4	0	2	3	0	1	2	1.0
15	CHRISTOFILIS,John	4-0	18	4.5	1-6	.167	0-4	.000	0-0	.000	1	1	2	0.5	0	0	0	0	0	0	2	0.5
22	DAVIS,Devin	7-0	9	1.3	1-1	1.000	1-1	1.000	0-0	.000	0	0	0	0.0	1	0	0	0	0	0	3	0.4
55	KANCLERIS,Modestas	6-0	16	2.7	0-1	.000	0-1	.000	1-2	.500	1	2	3	0.5	0	0	1	1	0	1	1	0.2
14	OSMANI,Sami	3-0	5	1.7	0-1	.000	0-1	.000	0-1	.000	0	0	0	0.0	0	0	0	0	0	0	0	0.0
Team											15	18	33				10					
Total.....		14	2850		341-789	.432	92-310	.297	139-188	.739	135	391	526	37.6	171	1	156	192	45	72	913	65.2
Opponents.....		14	2850		359-871	.412	106-315	.337	123-165	.745	146	340	486	34.7	211	3	155	138	48	97	947	67.6

TEAM STATISTICS	CU	OPP	Date	Opponent	Score	Att.
SCORING	913	947	P 11/21/21	vs Colorado State	L 81-95	879
Points per game	65.2	67.6	12/04/21	#19 IOWA STATE	L 58-64	18294
Scoring margin	-2.4	-	* 12/17/21	#9 VILLANOVA	w 79-59	17208
FIELD GOALS-ATT	341-789	359-871	* 01/01/22	at Marquette	Wo2 75-69	13689
Field goal pct	.432	.412	* 01/05/22	at #19 Villanova	L 41-75	6501
3 POINT FG-ATT	92-310	106-315	* 02/01/22	at #17 Connecticut	w 59-55	10443
3-point FG pct	.297	.337	* 02/04/22	at Seton Hall	L 55-74	9062
3-pt FG made per game	6.6	7.6	* 02/20/22	MARQUETTE	w 83-82	18192
FREE THROWS-ATT	139-188	123-165	* 02/26/22	at #11 Providence	L 51-72	12400
Free throw pct	.739	.745	* 03/02/22	#18 CONNECTICUT	w 64-62	17126
F-Throws made per game	9.9	8.8	* 03/05/22	SETON HALL	L 60-65	17221
REBOUNDS	526	486	B 03/10/22	vs Marquette	w 74-63	19812
Rebounds per game	37.6	34.7	B 03/11/22	vs #11 Providence	w 85-58	19812
Rebounding margin	+2.9	-	B 03/12/22	vs #8 Villanova	L 48-54	19812
ASSISTS	156	155				
Assists per game	11.1	11.1				
TURNOVERS	192	138				
Turnovers per game	13.7	9.9				
Turnover margin	-3.9	-				
Assist/turnover ratio	0.8	1.1				
STEALS	72	97				
Steals per game	5.1	6.9				
BLOCKS	45	48				
Blocks per game	3.2	3.4				
ATTENDANCE	88041	112410				
Home games-Avg/Game	5-17608	5-10419				
Neutral site-Avg/Game	-	4-15079				

* = BIG EAST Conference game
P = Paradise Jam (U.S. Virgin Islands)
B = BIG EAST Tournament (New York, NY)

Score by Periods	1st	2nd	OT	OT2	Totals
Creighton	423	473	9	8	913
Opponents	422	514	9	2	947

THE STAT CREW SYSTEM
Creighton Season/Career Statistics (as of Mar 12, 2022)
All games

SEASON STATISTICS

CAREER STATISTICS

SUMMARY	gp-gs	min/q	fg%	3fg%	ft%	r/q	a/q	stl	blk	pts/q	gp-gs	min/q	fg%	3fg%	ft%	r/q	a/q	stl	blk	pts/q
HAWKINS,Ryan	33-33	34.5	.441	.359	.803	7.8	1.5	29	12	13.9	33-33	34.5	.441	.359	.803	7.8	1.5	29	12	13.9
KALKBRENNER,Ryan	33-33	29.0	.646	.250	.724	7.6	0.8	14	89	13.0	64-33	21.5	.646	.214	.661	5.6	0.6	20	127	9.5
O'CONNELL,Alex	33-33	32.0	.414	.325	.804	5.3	2.1	27	2	11.5	57-33	22.6	.407	.323	.781	4.0	1.4	36	2	8.1
NEMBARD,Ryan	27-27	34.8	.404	.311	.732	3.1	4.4	34	1	11.3	27-27	34.8	.404	.311	.732	3.1	4.4	34	1	11.3
KALUMA,Arthur	29-28	25.7	.452	.256	.655	5.1	1.2	17	17	9.9	29-28	25.7	.452	.256	.655	5.1	1.2	17	17	9.9
ALEXANDER,Trey	33-11	26.2	.427	.271	.803	3.8	2.2	22	10	6.9	33-11	26.2	.427	.271	.803	3.8	2.2	22	10	6.9
MITCHELL,Shereef	6-0	16.7	.364	.000	.833	1.7	1.3	5	0	3.5	63-4	14.3	.426	.260	.725	1.4	1.5	47	2	3.1
FEAZELL,KeyShawn	33-0	9.6	.564	.333	.522	2.3	0.5	8	10	3.1	33-0	9.6	.564	.333	.522	2.3	0.5	8	10	3.1
ANDRONIKASHVILI,Rat	31-0	13.5	.233	.207	.621	1.0	1.2	18	4	1.9	31-0	13.5	.233	.207	.621	1.0	1.2	18	4	1.9
CHRISTOFILIS,John	13-0	4.0	.200	.091	.000	0.3	0.0	0	0	0.5	13-0	4.0	.200	.091	.000	0.3	0.0	0	0	0.5
KANCLERIS,Modestas	13-0	2.5	.000	.000	.500	0.5	0.1	3	1	0.2	13-0	2.5	.000	.000	.500	0.5	0.1	3	1	0.2
DAVIS,Devin	14-0	1.2	.250	.333	.000	0.1	0.0	0	0	0.2	23-0	1.4	.200	.167	.000	0.1	0.0	1	0	0.2
OSMANI,Sami	7-0	1.9	.000	.000	.000	0.6	0.0	0	0	0.0	16-0	2.2	.214	.000	.000	0.4	0.0	1	0	0.4

SCORING	fg-fga	fg%	3fg-fga	3fg%	ft-fta	ft%	pts	pts/q	fg-fga	fg%	3fg-fga	3fg%	ft-fta	ft%	pts	pts/q
HAWKINS,Ryan	165-374	.441	75-209	.359	53-66	.803	458	13.9	165-374	.441	75-209	.359	53-66	.803	458	13.9
KALKBRENNER,Ryan	168-260	.646	3-12	.250	89-123	.724	428	13.0	248-384	.646	3-14	.214	111-168	.661	610	9.5
O'CONNELL,Alex	137-331	.414	62-191	.325	45-56	.804	381	11.5	169-415	.407	75-232	.323	50-64	.781	463	8.1
NEMBARD,Ryan	115-285	.404	33-106	.311	41-56	.732	304	11.3	115-285	.404	33-106	.311	41-56	.732	304	11.3
KALUMA,Arthur	113-250	.452	22-86	.256	38-58	.655	286	9.9	113-250	.452	22-86	.256	38-58	.655	286	9.9
ALEXANDER,Trey	79-185	.427	16-59	.271	53-66	.803	227	6.9	79-185	.427	16-59	.271	53-66	.803	227	6.9
MITCHELL,Shereef	8-22	.364	0-5	.000	5-6	.833	21	3.5	72-169	.426	13-50	.260	37-51	.725	194	3.1
FEAZELL,KeyShawn	44-78	.564	2-6	.333	12-23	.522	102	3.1	44-78	.564	2-6	.333	12-23	.522	102	3.1
ANDRONIKASHVILI,Rat	17-73	.233	6-29	.207	18-29	.621	58	1.9	17-73	.233	6-29	.207	18-29	.621	58	1.9
CHRISTOFILIS,John	3-15	.200	1-11	.091	0-0	.000	7	0.5	3-15	.200	1-11	.091	0-0	.000	7	0.5
KANCLERIS,Modestas	0-5	.000	0-1	.000	3-6	.500	3	0.2	0-5	.000	0-1	.000	3-6	.500	3	0.2
DAVIS,Devin	1-4	.250	1-3	.333	0-0	.000	3	0.2	2-10	.200	1-6	.167	0-0	.000	5	0.2
OSMANI,Sami	0-5	.000	0-3	.000	0-1	.000	0	0.0	3-14	.214	0-7	.000	0-1	.000	6	0.4

TOTALS	o-reb	d-reb	t-reb	pf	fo	ast	to	a/to	o-reb	d-reb	t-reb	pf	fo	ast	to	a/to
HAWKINS,Ryan	54	204	258	55	0	50	58	0.9	54	204	258	55	0	50	58	0.9
KALKBRENNER,Ryan	128	123	251	47	0	28	47	0.6	175	184	359	95	0	38	63	0.6
O'CONNELL,Alex	11	165	176	48	0	68	61	1.1	22	207	229	67	1	79	70	1.1
NEMBARD,Ryan	6	79	85	56	2	119	85	1.4	6	79	85	56	2	119	85	1.4
KALUMA,Arthur	31	117	148	70	2	36	73	0.5	31	117	148	70	2	36	73	0.5
ALEXANDER,Trey	10	114	124	62	1	72	57	1.3	10	114	124	62	1	72	57	1.3
MITCHELL,Shereef	1	9	10	9	0	8	8	1.0	11	80	91	96	0	93	53	1.8
FEAZELL,KeyShawn	19	58	77	47	0	16	21	0.8	19	58	77	47	0	16	21	0.8
ANDRONIKASHVILI,Rat	4	26	30	42	0	36	30	1.2	4	26	30	42	0	36	30	1.2
CHRISTOFILIS,John	1	3	4	0	0	0	0	0.0	1	3	4	0	0	0	0.0	
KANCLERIS,Modestas	3	4	7	3	0	1	1	1.0	3	4	7	3	0	1	1	1.0
DAVIS,Devin	2	0	2	3	0	0	0	0.0	2	0	2	4	0	1	1	1.0
OSMANI,Sami	2	2	4	1	0	0	0	0.0	3	4	7	4	0	0	0	0.0

2022 NCAA DIVISION I MEN'S BASKETBALL CHAMPIONSHIP

FIRST ROUND MARCH 17 & 18 **SECOND ROUND** MARCH 19 & 20 **SWEET 16** MARCH 24 & 25 **ELITE 8** MARCH 26 & 27 **NATIONAL SEMIFINALS** APRIL 2 **WEST** MARCH 28 & 29 **SOUTH** MARCH 28 & 29 **MIDWEST** MARCH 28 & 29 **EAST** MARCH 28 & 29 **FINAL FOUR** MARCH 31 & APRIL 1 **NATIONAL CHAMPIONSHIP** APRIL 4

