

Game No. 10



Cal St. Fullerton (3-2) at

San Diego State (4-5)

Tuesday, Dec. 21, 2004

7:05 p.m. PST (approximate)

Cox Arena (12,414)

San Diego, Calif.

▶ TELEVISION

Channel 4 San Diego. Steve Quis (play-by-play), Tony Gwynn (analysis), Argy Stathopoulos (sidelines), Nick Davis (producer).

▶ RADIO

XPRS-1090 AM, San Diego (The Mighty 1090). Alan Horton (play-by-play), John Kentera (analysis) and Dave Marcus (producer).

▶ SERIES

This is the 30th meeting between Cal State Fullerton and San Diego State, with the Aztecs owning a 19-10 series lead. The Titans have won the last four games between the teams, with SDSU's last win in the series coming on Dec. 13, 1980. Fullerton has won the last three games played in San Diego, with the Aztecs last home victory coming at the San Diego Sports Arena on Jan. 26, 1978 (the final season SDSU and CSUF were conference mates in the PCAA; Aztecs began play in the WAC the following season).

▶ UP NEXT

The Aztecs basketball team will take a couple of days off before preparing for a road game at Iowa State on Tue., Dec. 28. The Aztecs return home to face All-American Ryan Gomes and Providence on Fri., Dec. 31 at Cox Arena. Game time for the contest against the Friars is set for 2:05 p.m. PST.

Aztec Basketball

SAN DIEGO STATE GAME NOTES ♦ vs. CAL STATE FULLERTON ♦ TUE., DEC. 21 ♦ COX ARENA AT AZTEC BOWL

Aztecs Look to Bounce Back to .500 with Final Game Prior to Holiday Break; San Diego State Plays Host to Cal State Fullerton on Tuesday Night at Cox Arena

San Diego State concludes a stretch of seven games in 21 days on Tuesday night with a home game against Cal State Fullerton (3-2). Game time is set for 7:05 p.m. at Cox Arena.

The Contest will be televised in the San Diego market on Channel 4 San Diego (no satellite coverage) and can be heard on XPRS-1090 AM (The Mighty 1090).

The Aztecs are looking to snap a four-game losing streak and climb back to the .500 mark. On Saturday night, Loyola Marymount used a 45-34 rebound advantage, including a 24-12 edge after intermission, to defeat San Diego State 72-68 at Gersten Pavilion. It was the third straight game and the fourth time this season San Diego State suffered a loss in a game that was a one possession contest with less than three minutes remaining.

The Aztecs shot 35.2 percent from the field, marking the third consecutive games the Aztecs have failed to shoot better than 36.0 percent from the floor. That equals the total number of games SDSU failed to break 36.0 percent shooting in the 76 games prior to the streak. After shooting 50.0 percent or better in three straight games earlier this season, the Aztecs have shot 58-for-165 (35.2 percent) in the last three games.

The Aztecs led by two points at the half and by as many as six points in the second half. SDSU was up 55-52 with 7:22 to play, but a 10-1 run by the Lions put LMU up for good. The Aztecs had the ball down two with less than three minutes to play, but a running jumper in the lane by Matt Thomas was no good and LMU scored on its next possession en route to the win.

Sophomore forward Marcus Slaughter narrowly missed his third double-double of the season, settling for his Mountain West Conference best fifth 20-point scoring game with 21 points and nine rebounds. Sophomore guard Brandon Heath recorded his ninth consecutive double-digit scoring effort against Division I opponents with 12 points - all in the second half - and a team-high four assists. Senior forward Chris Manker posted his fourth double-digit scoring game of the campaign and first on the road with 10 points. Junior forward Trimaine Davis made his first start in his 50th career game and responded with a career-high 10 points.

Cal State Fullerton, which has not played a game since Dec. 10, is 3-2 on the season and is welcoming back guard Ralphy Holmes and Western Kentucky transfer forward Jamaal Brown. Both players are expected to be in the starting lineup for the Titans, which are off to their best start since 1998-99.

This will be the 30th meeting between the teams, with San Diego State owning a 19-10 advantage between the former Pacific Coast Athletic Association members. The Titans have won four straight games in the series, that is tied for the fourth longest active win streak over the Aztecs, trailing UCLA (eight), Southern California (five) and Tulsa (five). During the streak, Fullerton has won two games in overtime and the other two contests by margins of three and six points. The last five games in the series have either been decided in overtime or by six points or less.

After the game against Fullerton, San Diego State will play just two home games in the following 31 days (Providence on Dec. 31 and South Dakota State on Jan. 3).

San Diego State will next be in action against Iowa State, a team that has won 26 of its last 27 regular-season home games. That game is set for Tuesday, Dec. 28, at Hilton Coliseum in Ames, Iowa.

INSIDE...

■ San Diego State has shot 54.2 percent from the field in four wins and 37.5 percent from the floor in five losses. That is just one of the strange numbers the Aztec team has posted through nine games
▶ *Winning vs. Losing, Page 3*

■ San Diego State's senior class is averaging just 13.0 points per game and has been outscored by both the junior and sophomore classes. The second leading senior scorer on the team is walk-on Jared Ines with eight points.
▶ *Paging the Senior Class, Page 4*

■ San Diego State has lost four games this season that have been a one possession game with three minutes or less to play.
▶ *Can We Catch A Break, Page 4*

■ Sophomore forward Marcus Slaughter has started 26 consecutive games and score 10 or more points in all nine games this season. He leads the MWC in scoring and is trying to become the first Aztec to lead the league in that category since Anthony Watson in 1985-86.
▶ *Slaughter House Rules, Page 4*

■ Sophomore guard Brandon Heath, who earned MWC Player of the Week honors earlier this month, has hit a three in a personal-best 10 straight games.
▶ *Heath Among Leaders, Page 5*

AZTECS AT-A-GLANCE (4-5 OVERALL/0-0 MWC)

No.	Name (Career G/GS)	Pos.	Ht.	Wt.	Cl.	PPG	RPG	Misc.	Note	* - Indicates walk-on; ▶ - Probable Starters
0	Tommy Johnson (86/18)	G	6-3	186	Sr.	0.4	0.6	0.4 apg	Ranks 26th on the school's career 3FG chart (39); 86 career games	
1	▶ Brandon Heath (39/35)	G	6-3	183	So.	16.4	3.7	3.8 apg	10+ pts. in 10-straight vs. DI opponents; 36-41 FTs; 12 career 20+ scoring gms.	
2	Wesley Stokes (99/49)	G	6-0	167	Sr.	---	---	---	Not on the active roster; SDSU is 11-4 when he has 20+ pts., rebs., ast.	
3	Chris Walton (92/33)	F	6-8	234	Sr.	0.0	1.0	1.0 apg	String of 31 straight games and 18 consecutive starts snapped vs. Monmouth	
5	Travis Hanour (41/8)	G	6-6	202	Sr.	1.0	1.0	0.7 apg	Played in three of last five games; Scored 3 pts. vs. SMC, 1st pts. since 2/24/03	
10	Shawn Weinstein * (2/0)	G	6-0	188	Fr.	0.0	0.0	2 GP	A redshirt last season, he saw action against UCSD and San Diego	
11	Tyler Smith * (8/0)	G	6-2	208	Fr.	1.4	1.3	1.1 apg	Averages 11.9 mpg; Avg. 3.8 assists per 40 min.; 9 assists and 7 turnovers	
15	▶ John Sharper (66/14)	G	6-0	195	Jr.	7.3	1.6	44.4 3FGs	42.0 career 3FG pct; Averages one TO every 20.0 min. for his career	
20	▶ Trimaine Davis (50/1)	F	6-8	233	Jr.	3.9	2.0	62.5 FGs	Made first start and scored CH 10 pts. at LMU on Sat.; Avg. 11.6 mpg	
21	▶ Matt Thomas (9/2)	G	6-3	191	Fr.	6.7	3.7	2.1 apg	Career-high 14 pts. at Wash.; 37 pts. in last 4 gms.; Made 15 of last 19 FTA	
24	Tim McGrath (0/0)	F	6-5	182	Fr.	---	---	---	REDSHIRT CANDIDATE. High jumped 6-10 in high school.	
30	Chris Lamb (0/0)	F	6-9	205	Fr.	---	---	---	REDSHIRT CANDIDATE. Grew nine inches during his prep career	
31	Jared Ines * (5/0)	F	6-7	234	Sr.	1.6	0.0	5 GP	Hard working senior with great strength for his size; 6 pts. vs. UCSD	
33	Chris Manker (84/11)	C	7-0	225	Sr.	11.3	3.4	1.6 apg	52 career treys; Aztecs are 9-3 when he blocks a shot; Made 13 of last 14 FTA	
42	▶ Marcus Slaughter (39/27)	F	6-8	223	So.	19.7	8.4	1.3 apg	10+ pts in 9 straight gms. for 1st time in career; 2 double-doubles this yr.	
50	Mohamed Camara (9/8)	C	6-10	265	Jr.	3.0	4.6	5 blks.	Speaks six languages; Averages 8.8 rebounds per 40 minutes	

Head Coach: Steve Fisher (Illinois State, 1967) • 258-166 (14th full season overall) • 74-84 (sixth season at SDSU)

Assistant Head Coach: Brian Dutcher (Minnesota, 1982) **Assistant Coaches:** Gregg Gottlieb (UCLA, 1995), Mark Hughes (Michigan, 1989)

Director of Operations: Mark Fisher (Michigan, 2001) **Athletic Trainer:** Mark Haines (Metropolitan State College, 1987)

SCHEDULE/RESULTS

Date	Opponent (Television)	Time/Result	Note	Record	RPI	Sagarin
N.19	UC Santa Barbara (Ch. 4 San Diego)	ot-L, 72-80	► Aztecs overcome 10-point deficit to force OT but can't overcome 38.8 FG pct.	2-4	197	177
N.22	Monmouth (Ch. 4 San Diego)	W, 69-65	► SDSU rallies from 18 points to win; Aztecs enjoy 41-20 rebound advantage	1-6	260	241
N.27	UC San Diego	W, 86-51	► Manker and Slaughter combine for 43 points; Aztecs force 27 TOs and shoot 60.4 pct.	4-4	---	---
D.1	San Diego (Ch. 4 San Diego)	W, 83-63	► SDSU shoots 53.6 percent has 38-24 rebound margin; Heath (26 pts.), Manker (22 pts.)	5-5	267	267
D.4	at UC Santa Barbara	W, 73-55	► Aztecs connect on 12-of-20 3FGs and have 60.0 FG pct.; SDSU led by 36 in 2nd half	2-4	197	223
D.7	at No. 16/21 Washington	L, 69-98	► Washington scores first eight points and leads wire-to-wire; Thomas career-high 14 pts.	8-1	4	7
San Diego SLAM Presented By PerfectWave Technologies (Cox Arena; San Diego, Calif.)						
D.11	Southern California vs. San Diego	USC, 87-75				
D.11	California (Ch. 4 San Diego)	L, 57-60	► SDSU shoots 35.0 percent and is outrebounded 37-30; Slaughter: 18 pts., 9 rebs.	5-3	168	153
D.14	SAINT MARY'S	L, 64-73	► Aztecs rally from 11-point second half deficit to take lead; SDSU: 36.0 FG%, 21.4 3FG%	9-4	84	106
D.18	at Loyola Marymount (Ch. 4 San Diego)	L, 68-72	► SDSU shoots 35.2 percent; 2nd half rebounds: LMU 24, SDSU 12; Slaughter 21 pts.	6-2	157	125
D.21	CAL ST. FULLERTON (Ch. 4 San Diego)	7:05 p.m. PST	► Titans have won the last four games in the series, two in overtime	3-2	305	262
D.28	at Iowa State (Cyclone Television Network)	7:00 p.m. CST	► Iowa State is 20-1 in its last 21 regular-season home games at Hilton Coliseum	6-2	56	63
D.31	PROVIDENCE (Ch. 4 San Diego)	2:05 p.m. PST	► Aztecs last game against a Big East team was on Dec. 28, 1989	5-4	44	118
J.3	SOUTH DAKOTA ST. (Ch. 4 San Diego)	7:05 p.m. PST	► The Jacks are 118-36 (76.6 percent) since the 2000-01 season	1-7	---	---
J.8	*at Brigham Young (SportsWest)	7:05 p.m. MST	► San Diego State opens MWC play on the road for the third time in four years	2-7	219	271
J.15	*at UNLV (SportsWest)	7:30 p.m. PST	► The two meetings last season were decided by a total of eight points	3-4	49	76
J.22	*WYOMING (Ch. 4 San Diego)	7:05 p.m. PST	► Aztecs have won five of the last six meetings between the teams	5-3	58	97
J.24	*COLORADO STATE (ESPN)	9:00 p.m. PST	► SDSU is 4-3 in its last seven games versus Colorado State	5-4	255	158
J.29	*at Air Force (Ch. 4 San Diego)	4:05 p.m. MST	► Aztecs have left Clune with victories in two of their last four visits	6-4	195	87
J.31	*at New Mexico (SportsWest)	7:00 p.m. MST	► Last six meetings have resulted in four Aztec victories	10-1	99	38
F.5	*UTAH (Ch. 4 San Diego)	7:05 p.m. PST	► First meeting in 2005 for teams that met three times in the 03-04 season	6-3	87	117
F.7	*BRIGHAM YOUNG (SportsWest)	7:05 p.m. PST	► SDSU has defeated Brigham Young twice in the last three meetings at Cox Arena	2-7	219	271
F.12	*UNLV (ESPN+Plus)	Noon PST	► Game vs. UNLV in San Diego is broadcast by ESPN+Plus for second straight year	3-4	49	76
F.19	*at Colorado State (Ch. 4 San Diego)	7:00 p.m. MST	► Aztecs last won in Fort Collins on Feb. 16, 2002; 2004 game at CSU went 2OTs	5-4	255	158
F.21	*at Wyoming (ESPN)	10:00 p.m. MST	► SDSU has won two of its last three games in Laramie	5-3	58	97
F.26	*NEW MEXICO (SportsWest)	7:05 p.m. PST	► Aztecs have defeated New Mexico three straight times at Cox Arena	10-1	99	38
F.28	*AIR FORCE (Ch. 4 San Diego)	7:05 p.m. PST	► San Diego State is 3-1 in last four "Senior Day" games	6-4	195	87
M.5	*at Utah (ESPN+Plus)	1:00 p.m. MST	► Four-point loss at Utah last season was closest for the Aztecs since 1986	6-3	87	117
Mountain West Conference Basketball Tournament (Pepsi Center, Denver, Colo.)						
M.10	Quarterfinal Round		► San Diego State tries to repeat 2002 MWC championship run			
M.11	Semifinal Round					
M.12	Championship Game					

* - Indicates Mountain West Conference game. RPI, Sagarin and records are current as of Dec. 20, 2004.

Contact Information

► SDSU

Mike May,
Associate MRD/MBB Contact
Office (619) 594-5547
Cell (619) 957-8372
Home (619) 644-1767
Fax (619) 582-6541
E-Mail mmay@mail.sdsu.edu
Web goaztecs.com

► CS FULLERTON

Mel Franks,
Media Relation Director
Office (714) 278-3970
Fax (714) 278-3141
E-Mail mfranks@fullerton.edu
Web titansports.org

► IOWA STATE

Mike Green,
Associate MRD
Office (515) 294-7019
Fax (515) 294-0558
E-Mail mgreen@iastate.edu
Web cyclones.com

Loyola Marymount Uses Big Second Half Rebound Advantage to Defeat San Diego State 72-68 on Saturday Night in Los Angeles

LOS ANGELES - Loyola Marymount used a 24-12 second-half rebound advantage to help rally from a seven-point deficit and defeat San Diego State 72-68 on Dec. 18 at Gersten Pavilion.

The Aztecs were held below 36.0 percent field goal shooting for the third consecutive game, connecting on just 19-of-54 field goals (35.2 percent) and were outrebounded for the fifth straight time (45-34) in dropping their fourth game in a row.

San Diego State used a strong defensive effort to build a first half advantage. The Aztecs limited the Lions to 10-of-30 shooting in the first half and led by as many as seven points before settling for a 26-24 halftime advantage. San Diego State built the lead to 34-28 with 17:47 to play, before Loyola Marymount used a 20-10 run to take the lead. The Aztecs battled back and led 55-52 with 7:22 remaining, but the Lions answered with a 10-1 run to take the lead for good.

Sophomore forward Marcus Slaughter narrowly missed his third double-double of the season, settling for his Mountain West Conference best fifth 20-point scoring game with 21 points and nine rebounds. Sophomore guard Brandon Heath recorded his ninth consecutive double-digit scoring effort against Division I opponents with 12 points - all in the second half - and a team-high four assists. Senior forward Chris Manker posted his fourth double-digit scoring game of the campaign and first on the road with 10 points. Junior forward Trimaine Davis made his first start in his 50th career game and responded with a career-high 10 points.

Loyola Marymount 72, San Diego State 68

Dec. 18, 2004 | Gersten Pavilion | Los Angeles, Calif.

SDSU	MP	FG	3FG	FT	R	F	A	TO	B	S	TP
Sharper	*31	1-4	1-3	0-0	3	0	1	3	0	1	3
Slaughter	*40	6-16	0-1	9-14	9	4	2	4	2	1	21
Davis	*13	3-4	0-0	4-5	2	1	0	0	0	0	10
Heath	*29	3-14	1-6	5-7	6	4	4	2	0	0	12
Thomas	*31	2-5	0-0	3-4	4	2	2	1	0	2	7
Johnson	10	0-0	0-0	0-0	1	2	0	2	0	0	0
Smith	18	1-2	1-1	1-2	3	1	0	0	0	1	4
Manker	25	3-9	1-3	3-4	3	0	0	0	1	1	10
Camara	3	0-0	0-0	1-2	1	0	0	0	0	0	1
Team					2			0			
Totals	200	19-54	4-14	26-38	34	14	9	12	3	6	68
LMU	MP	FG	3FG	FT	R	F	A	TO	B	S	TP
Pegram	*23	2-6	1-2	0-0	3	4	1	1	1	0	5
Haywood	*20	2-3	0-0	0-1	6	2	1	2	0	0	4
Knight	*31	13-21	0-1	4-4	9	3	0	0	0	1	30
Worthy	*28	1-5	0-1	2-2	4	4	4	3	0	2	4
Brown	*33	4-10	1-2	4-4	2	3	5	1	0	1	13
Martin	20	1-2	0-0	0-0	5	1	1	1	0	1	2
Ziri	19	4-9	2-6	1-1	2	3	2	0	0	0	11
Ayer	4	0-1	0-0	0-0	1	1	1	0	0	0	0
Brown	22	1-9	0-1	1-2	9	3	3	4	1	1	3
Team					4			0			
Totals	200	28-66	4-13	12-14	45	24	18	12	2	6	72

Halftime: San Diego State 26, Loyola Marymount 24. FG %: Loyola Marymount 42.4, San Diego State 35.2. 3FG%: Loyola Marymount 30.8, San Diego State 28.6. FT%: Loyola Marymount 85.7, San Diego State 68.4. Officials: Bill Gracey, Jim Danner, Milt Stowe. Technicals: LMU: Dustin Brown. Attendance: 1,650.

Series Breakdown

THE SERIES

Overall	SDSU, 19-10
Overall Streak	CSUF, 4
at SDSU	SDSU, 10-4
at CSUF	SDSU, 9-5
Neutral	LMU, 1-0
Fisher vs. CSUF	0-1

STATISTICAL COMPARISON

	SDSU	CSUF
Record	4-5	3-2
Conference Record	0-0	0-0
Scoring Offense	71.2	73.2
Scoring Defense	68.6	71.4
Scoring Margin	+2.7	+1.8
Rebound Margin	-0.6	+0.4
FG Percentage	44.3	47.1
FG Percentage Def.	44.6	46.5
3FG Percentage	35.2	35.9
3FG Percentage Def.	37.3	38.6
FT Percentage	69.9	64.1
Assists Per Game	12.4	15.2
Turnovers Per Game	15.9	15.8
Turnover Margin	+0.7	+3.8
A/TO Margin	0.8	1.0
Blocks Per Game	3.1	1.2
Steals Per Game	9.2	8.8

COMMON OPPONENTS

	SDSU	CSUF
UCSB	ot-L, 72-80	H-Jan. 29
	W, 73-55	A-Feb. 24

SDSU vs. BIG WEST CONFERENCE

	W	L
Cal Poly	34	16
Cal State Fullerton	19	10
Cal State Northridge	17	6
Long Beach State	34	22
UC Irvine	10	7
UC Riverside	5	0
UC Santa Barbara	52	34
Idaho	0	0
Pacific	13	11
Utah State	0	3
TOTAL	184	109

CAL STATE FULLERTON (3-2; 0-0 BIG WEST)

No.	Name	Pos.	Ht.	Wt.	Cl.	PPG	RPG	Hometown
2	Yaphett King	F	6-4	235	Sr.	11.6	6.0	St. Petersburg, Fla.
3	Bobby Brown	G	6-1	170	So.	18.8	2.8	Los Angeles, Calif.
5	Justin Burns	F	6-6	205	So.	6.4	2.8	Birmingham, Ala.
14	Jermaine Harper	G	6-3	170	Jr.	15.0	4.6	Gardena, Calif.
15	Ralph Holmes	F	6-4	190	Sr.	---	---	Philadelphia, Pa.
21	Danny Lambert	F	6-6	205	Jr.	0.0	3.0	Irvine, Calif.
22	Josh Clemmons	G	6-0	170	Jr.	3.6	1.4	Los Angeles, Calif.
23	Vershan Cottrell	G	6-2	190	Jr.	2.4	0.6	Renton, Wash.
24	Hardy Asprilla	F	6-5	225	Sr.	8.4	8.6	Bucaramanga, Columbia
32	Jammal Brown	F	6-7	235	Jr.	---	---	Spartanburg, S.C.
42	Derek Quinet	C	6-9	250	So.	6.0	2.8	San Jose, Calif.
43	Lloyd Walls	C	6-9	230	Sr.	---	---	Anaheim, Calif.

Head Coach: Bob Burton (Fresno State '68) - 11-17 in second season at Cal State Fullerton and overall

Assistant Coaches: Andy Newman, Jason Levy, Tim Kelly

San Diego State vs. Cal State Fullerton: The Series

- ▶ San Diego State and Cal State Fullerton are playing for the 30th time, with the Aztecs owning a 19-10 series lead.
- ▶ Cal State Fullerton has won the last four games in the series - two in overtime and the other two by margins of three and six points. With four consecutive losses to the Titans, this is the fourth longest active series losing streak for the Aztecs, trailing only UCLA (eight), Southern California (five) and Tulsa (five). San Diego State's last victory in the series came on Dec. 13, 1980, and the Aztecs' last home win was on Jan. 26, 1978 (SDSU has lost last three home games to Cal State Fullerton).
- ▶ The Aztecs won the first 10 games between the teams, but Fullerton has won 10 of the last 19 games between the two schools.
- ▶ The teams have played just once at Cox Arena, with Cal State Fullerton claiming a 72-66 on Jan. 5, 2000 (Steve Fisher's first season at San Diego State). The Titans may be glad the Aztecs no longer play across the street at Peterson Gym. Cal State Fullerton posted a 1-9 record at Peterson Gym and a 2-1 mark at the San Diego Sports Arena in addition to the 1-0 record at Cox Arena.
- ▶ Three of the 29 games, including two of the last four games, have been decided in overtime.
- ▶ Steve Fisher is 9-4 against current members of the Big West Conference (2-0 vs. Cal Poly, 2-0 vs. Long Beach State, 1-0 vs. Cal State Northridge, 1-0 vs. UC Riverside, 3-2 vs. UC Santa Barbara, 0-1 vs. Pacific, 0-1 vs. Cal State Fullerton).
- ▶ San Diego State is 1-1 against the Big West Conference this season, having split a home-and-home series with UC Santa Barbara. The Aztecs lost to the Gauchos on opening night at home, 80-72, in overtime on Nov. 19. San Diego State earned a split by claiming a 73-55 victory at The Thunderdome on Dec. 4, in a game that the Aztecs led by 36 points in the second half.
- ▶ San Diego State is 7-4 lifetime in Cox Arena against Big West Conference teams. The Aztecs had a six-game winning streak against the league snapped earlier this season when UC Santa Barbara claimed an overtime victory in the season opener.

Winning vs. Losing

If you look at San Diego State statistics in victories and losses, it is hard to believe the same team that has won four games, three by 18 or more points, is the same team that has lost five games, four of which were a one possession game with less than three minutes remaining.

▶ The most glaring statistic is field goal percentage, where the Aztecs have shot 54.2 percent in four victories and 37.5 percent in five losses, a difference of 16.7 percent. In every game this season, and in the last 11 San Diego State games dating back to last season, the team with the better field goal percentage has won. The Aztecs have lost eight consecutive games when an opponent has a higher field goal percentage.

▶ To the surprise of no one, Aztec opponents are shooting better, 7.6 percent to be precise, in Aztec losses vs. Aztec wins. Holding opponents below 40.0 percent from the field has been a good omen, not only this season but during the Fisher era. The Aztecs are 33-6 when their opponent shoots 40 percent or less from the field.

▶ Another trend to look for is the rebound war. The Aztecs own a +8.2 rebound margin in victories and a -7.6 rebound margin in losses, a swing of 15.8 rebounds per game. San Diego State is 3-1 this season and 51-31 in the Fisher era when owning a rebound

THE SERIES

Series: San Diego State leads, 19-10

Home: 10-4, Away: 9-5,

Neutral: 0-1

Date	Location	Score
J.18.64	San Diego (PG)	W 94-64
J.31.64	Fullerton	W 89-64
D.12.64	Fullerton	W 96-71
F.13.65	San Diego (PG)	W 96-59
D.28.65	San Diego (PG)2ot-W	87-86
F.5.65	Fullerton	W 105-72
D.10.66	Fullerton	W 80-64
D.23.66	San Diego (PG)	W 96-68
J.6.68	*San Diego (PG)	W 87-74
F.10.68	*Fullerton	W 84-60
J.4.69	Fullerton	L 59-65
F.28.69	San Diego (PG)	L 62-76
J.2.70	Fullerton	W 75-60
F.10.70	San Diego (PG)	W 112-66
J.25.75	*San Diego (PG)	W 72-65
F.22.75	*Fullerton	L 71-72
J.24.76	*San Diego (PG)	W 63-60
F.21.76	*Fullerton	L 61-71
J.15.77	*Fullerton	W 73-70
F.5.77	*San Diego (PG)	W 61-59
J.26.78	*San Diego (SA)	W 94-69
F.11.78	*Fullerton	W 76-70
M.3.78	^N-Anaheim(PC)(SF)	L 50-64
D.18.79	San Diego (SA)	L 53-68
D.13.80	Fullerton	W 70-64
D.20.94	Fullerton	ot-L 73-83
D.5.95	San Diego (SA)	ot-L 83-85
N.21.98	Fullerton	L 76-79
J.5.00	San Diego (CA)	L 66-72

WINS vs. LOSSES

	W	L
Record	4-0	0-5
Scoring Margin	+19.3	-9.4
FG Percentage	54.2	37.5
Opp. FG Pct.	40.1	47.7
3FG Percentage	46.1	25.6
Reb. Margin	+8.2	-7.6
TO Game	14.3	17.2

SDSU PLAYERS VS. CAL STATE FULLERTON

PLAYER	GP-GS	Min-Avg	FG-FGA	Pct	3FG-FGA	Pct	FT-FTA	Pct	Off	Def	Tot	Avg	PF	FO	A	TO	Blk	Stl	Pts	Avg
--------	-------	---------	--------	-----	---------	-----	--------	-----	-----	-----	-----	-----	----	----	---	----	-----	-----	-----	-----

No current Aztec has played Cal State Fullerton

MWC Individual Rankings

Mohamed Camara

Off. Rebounding	9th (2.11)
Rebounding	15th (4.6)

Brandon Heath

Steals	2nd (2.22)
Assists	3rd (3.78)
Scoring	6th (16.4)
3FG Made	7th (2.00)
Free Throw Pct.	9th (87.8)

Chris Manker

Scoring	17th (11.3)
---------	-------------

John Sharper

Free Throw Pct.	1st (100.0)
3FG Made	7th (2.00)
3FG Percentage	8th (44.4)
Steals	12th (1.11)

Marcus Slaughter

Scoring	1st (19.7)
Off. Rebounding	1st (3.67)
Steals	3rd (1.78)
Rebounding	5th (8.4)
Def. Rebounding	6th (4.78)
Blocked Shots	6th (1.33)
Field Goal Pct.	13th (50.9)

Matt Thomas

Steals	9th (1.22)
--------	------------

advantage. Meanwhile, San Diego State is just 23-51 during Fisher's six seasons when facing a disadvantage on the glass.

Can We Catch A Break?

Last season San Diego State finished 14-16 but were just a couple of key possessions away from not only posting a fourth consecutive .500 or better record, but also making an appearance in a third straight postseason.

In 2003-04, San Diego State lost three games they led with 59 seconds to go in regulation, lost six games that were a one possession contest with 25 seconds or less remaining and lost seven games that SDSU led with 13:48 to go in regulation.

Splitting the six games that were a one possession contest with 25 seconds or less remaining that SDSU lost, would have given the Aztecs a 17-13 record.

Unfortunately, that trend has continued into the beginning portion of the 2004-05 season. Of the Aztecs five losses this season, four were a one possession game with under three minutes to play.

► vs. UCSB, ot-L, 72-80. Aztecs shoot just 38.8 percent from the field but succeed from rallying from 10 points down to force overtime before suffering season-opening loss.

► vs. California, L, 57-60. Once again, San Diego State rallies from a double-digit deficit, trail by one point with 5:55 to play and have the ball down three when a three-point field goal attempt bounces off the rim as the clock expires.

► vs. Saint Mary's, L, 64-73. Stop us if you have heard this before. San Diego State, which trailed by 11 points at one time, rallies to take a one-point lead with 3:04 to play, but can't hold on to the lead.

► at Loyola Marymount, L, 68-72. Aztecs lead for 23:44 of the game and enjoyed a seven-point lead in the first half and a six-point lead in the second half. SDSU led with seven minutes remaining and trailed by two points with the ball with just over two minutes to play.

Paging the Senior Class

Most people expected big things from San Diego State's senior class in 2004-05. With six players entering their final season on the Mesa, SDSU looked to be loaded with experience.

But due to injuries and other circumstances, the six seniors on the Aztec squad - Travis Hanour, Jared Ines, Tommy Johnson, Chris Manker, Wesley Stokes and Chris Walton - have played a total of 27 games, made seven starts, scored 117 points, pulled down 40 rebounds and have 21 assists through nine games.

Despite having six members in its class, the senior trail both the junior class (with three members) and sophomore class (with two members) in starts, minutes played, points, rebounds and assists per game.

There may be hope on the horizon for the class, with Travis Hanour returning for injury to play in three of the last five games and Chris Walton feeling better and beginning to workout again.

Below is a statistical breakdown by class.

	Players	GP	GS	Min.	PPG	RPG	APG
Senior	6	27	7	40.2	13.0	4.4	2.3
Junior	3	27	18	61.9	14.2	8.1	1.9
Sophomore	2	18	18	67.9	36.1	12.1	5.1
Freshmen	3	19	2	32.8	7.9	4.8	3.1

Slaughter House Rules

Sophomore forward Marcus Slaughter has gotten off to an explosive start this season. An honorable mention all-conference selection as a freshman, Slaughter is averaging team-highs in scoring (19.7 ppg) and rebounding (8.4). As of Monday, he ranked among the league leaders in scoring (1st), rebounding (5th), steals (3rd), field goal percentage (13th) and blocked shots (6th).

Slaughter's fast start this season isn't such a big surprise when you track his growth as a player month-by-month throughout his career (see right box). Nonetheless, November easily represented the best month at San Diego State

Other notes on Slaughter's great jump out of the gate.

► He has produced double-digit scoring games in all nine games this season marking the first time in his career the sophomore has scored 10 or more points in as many as three consecutive games. He had eight double-figure scoring games all of last season.

► He is en route to post of the best individual single-season scoring average in school his-

► SLAUGHTER MONTH-BY-MONTH			
	PPG	RPG	FG%
Nov. 2003	7.0	4.8	43.5
Dec. 2003	7.4	7.0	47.6
Jan. 2004	7.6	5.3	42.9
Feb. 2004	9.6	9.6	46.0
Mar. 2004	7.7	6.7	71.4
►			
	PPG	RPG	FG%
Nov. 2004	22.0	8.0	57.6
Dec. 2004	18.5	8.7	48.1

Aztecs off the Court

► Mohamed Camara

Speaks six languages... Moved to the United States on Sept. 29, 2001... Started playing basketball in 1999.

► Trimaine Davis

Hit by a car at age 16 that initiated his switch from football to basketball... Wears jersey No. 20 in memory of high school friend Greg Ashford who died in a drowning accident.

► Travis Hanour

Grew eight inches between his freshman and junior years of high school... Has four tattoos, all Christian related.

► Brandon Heath

Through his first full year (Fall, spring and summer semesters), he has completed 41 college units... On schedule to be classified as a junior academically following the Fall, 2004 semester.

► Tommy Johnson

Enjoys traveling and visited St. Thomas on a seven-day cruise in summer of 2003... Has a basketball card collection.

► Chris Manker

Attended and worked the 1999 U.S. Senior Open at the Des Moines Golf and Country Club... Wants to open a sports restaurant chain called Super Manker's.

► John Sharper

His mother is working on her Ph.D. in education psychology at the University of Missouri... Played the saxophone for three years in high school.

► Marcus Slaughter

Heavily involved in community activities and initiates many of the community projects the team is involved in... Teamed with Brandon Heath to win the 2004 Pro City championship in Los Angeles (formerly known as the Say No Classic).

► Chris Walton

Organized food drives in conjunction with Aztec basketball home games each of the past three seasons.. Went to his first Grateful Dead concert when he was two months old... Youngest son of Bill Walton.

► Steve Fisher

Won a charity free-throw shooting contest featuring the eight head coaches at the 2003 EA Sports Maui Invitational.

tory. The last time an Aztec player averaged more than 18.3 points per game was in in 1985-86 season Michael Watson led the Western Athletic Conference with a 22.5 scoring average. That was also the last time an Aztec player led the league in scoring, something Slaughter is doing right now. His current scoring average of 19.7 would place him in a tie for sixth all-time and third in the Division I era.

► With 177 total points this season, he is 74.7 percent of the way toward matching his freshman point total of 237 points. Last season he did not reach 177 points for the season until his 24th game of the season.

► He led the Aztecs in scoring just once last season but has already led SDSU in scoring in six of the first nine games this season.

► He is shooting more than three percent better from the field this season, connecting on 50.9 percent this season as opposed to 47.3 last season. He also has already connected on seven three-point field goals after making just eight last season.

Heath Among League Leaders... In Everything

Already with a Mountain West Conference Player of the Week honor to his credit, Brandon Heath continues to progress into one of the top guards in the Mountain West Conference.

A native of Los Angeles, Heath is averaging 16.4 points this season, while connecting on 39.8 percent of his attempts from three-point range.

Other notes on Heath's sophomore campaign

► Scored in double figures in six consecutive games and nine straight against Division I teams.

► Made a three-point field goal in 10 straight games dating back to last season (longest streak of his career).

► Made 36-of-41 free throws this season, including 21 of his last 24 attempts.

He has 561 career points in just 39 collegiate games for a 14.4 scoring average.

Super Manker

Chris Manker could very easily be the biggest surprise in the Mountain West Conference this season. The senior entered this season with career numbers of 206 points and 139 rebounds but has already started six games this season and is 17th in the league in scoring

► One reason for his success has been his play in the low post. This season, Manker has 28 two-point field goals, nine more than his total for the entire 2003-04 season when he had 17. He had 34 two-point field goals in 75 career games entering this season.

► His 102 total points are two more than his previous season high set last season as a junior.

Four-Game Win Streak Most Impressive Since 1984

Although the Aztecs four-game win streak was snapped at Washington, the dominance SDSU displayed during the streak is worth reflecting on.

Although the Aztecs have had longer win streaks, you have to go back 20 years to find a more dominating four-game win streak than what SDSU has put together during the last four games.

San Diego State posted four victories by a combined score of 311-234, or by 77 total points. That makes an average victory total of 19.3 points during the four-game streak.

The last time the Aztecs put together a more dominating four game run was when the 1984-85 NCAA Tournament team outscored its opponents by 81 points in four consecutive games during December, 1984. The four-game streak was part of an 8-0 record that squad posted to begin the 1984-85 season and marks the last time San Diego State got off to a better start than this season's 4-1 record.

Below is a look at the most dominating four-game winning streaks based on point differential since the beginning of the 1984-85 season.

Rk.	Season	Pts.	Opponents	Final Record
1.	1984-85	+88	at UC Irvine, Morgan State, San Diego, UC Santa Barbara	23-8
	1984-85	+81	Morgan State, San Diego, UC Santa Barbara, at Long Beach State	23-8
3.	2004-05	+77	Monmouth, UC San Diego, San Diego, at UC Santa Barbara	
4.	2000-01	+59	Morgan State, Norfolk State, Oklahoma State, Texas A&M-CC	14-14
	1990-91	+59	Midwestern State, Cal Poly Pomona, UC Irvine, Arkansas State	13-16
6.	1984-85	+58	Wyoming, Long Beach, Texas-El Paso, New Mexico	23-8
	1984-85	+58	at US International, at Hawai'i, Air Force, at Brigham Young	23-8
8.	2002-03	+53	Hawai'i, at Houston, Florida Atlantic, IPFW	16-14
9.	2002-03	+52	at Houston, Florida Atlantic, IPFW, Loyola Marymount	16-14
10.	2000-01	+48	Norfolk State, Oklahoma State, Texas A&M-CC, at Loyola Marymount	14-14
11.	2000-01	+47	Arizona State, Morgan State, Norfolk State, Oklahoma State	14-14
12.	2002-03	+46	at Long Beach State, Hawai'i, at Houston, Florida Atlantic	16-14
13.	1984-85	+46	at Wyoming, at Air Force, Utah, Brigham Young	23-8
14.	1984-85	+42	Colorado State, Wyoming, Long Beach, Texas-El Paso	23-8

During the four-game winning streak, San Diego State put together some impressive numbers:

► San Diego State has shot 54.2 percent from the field during the four-game stretch, shooting above 50.0 percent from the floor in each of the last three games. That is the longest stretch since posting a 50 percent or better field goal percentage in five straight games from Feb. 22-Mar. 8, 2003. Since that time, SDSU shot 50 percent or better from the floor just twice in the 37 games prior to the beginning of the current three-game streak.

Mountain West

STANDINGS

School	MWC		Overall	
	W	L	W	L
New Mexico	0	0	10	1
Utah	0	0	7	3
Wyoming	0	0	5	3
Air Force	0	0	6	4
CSU	0	0	5	4
SDSU ◀	0	0	4	5
UNLV	0	0	3	4
BYU	0	0	2	7

SCHEDULE AND RESULTS

Tuesday, December 7

at Colorado St. 78, Montana St. 53
at Washington 98, SDSU 69
at Dayton 62, Wyoming 57

Wednesday, December 8

at Brigham Young 90, Boise State 77
at Pepperdine 86, UNLV 78
at Utah 98, Western Montana 63

Thursday, December 9

at New Mexico 86, No. Colorado 52

Saturday, December 11

Georgia Tech 64, Air Force 42
Washington State 49, BYU 46
at Purdue 69, Colorado State 68
California 60, at SDSU 57
at Arizona 67, Utah 62
Kansas State 64, Wyoming 61

Sunday, December 12

at New Mexico 77, Ark.-Pine Bluff 53
UNLV 91, at Auburn 87 (ot)

Monday, December 13

at Lamar 66, Air Force 59 (ot)

Tuesday, December 14

Saint Mary's 73, at SDSU 64

Friday, December 17

Northern Colorado at Utah

Saturday, December 18

Utah State 84, at Brigham Young 62
at Colorado 69, Colorado State 63
at New Mexico 77, Tennessee 58
at Loyola Marymount 72, SDSU 68
Oklahoma State 79, at UNLV 67
Wyoming 68, at Creighton 64

Monday, December 20

at Utah 66, Coppin State 37

Tuesday, December 21

North Carolina State at BYU
Texas State at Colorado
Cal State Fullerton at SDSU
Gardner-Webb at UNLV

▶ The Aztecs have held their opponent to 40.1 percent field goal shooting, Since Steve Fisher's arrival at San Diego State, the Aztecs are 33-6 when their opponent shoots 40 percent or less from the field.

▶ A staple of the Aztec program has been strong rebounding. San Diego State has outrebounded four of five opponents this season and has a +8.2 rebound margin during the four-game winning streak.

As you might expect, four-game winning streak typically means good things for the rest of the season. The last two times SDSU has had at least a four-game winning streak in a season they have advanced to postseason play (2001-02 NCAA Tournament, 2002-03 NIT) and every season under Steve Fisher's direction that the Aztecs have a had four-game winning streak, SDSU has gone to finish .500 or better.

Postseason Play, Guaranteed

Given Steve Fisher's track record, San Diego State's prospects of returning to the postseason for a third time in four seasons appears to be good. In his 12 full seasons, Steve Fisher has returned at least three starters off a squad he coached the previous season eight times. He has guided all eight of those teams to postseason play, including six of those squads to the NCAA Tournament. Those eight teams have combined to post a 20-5 record in postseason play, including two appearances in the NCAA Tournament championship game (1991 and 1992) and a championship in the NIT (1996).

Some additional notes on Steve Fisher's success when returning at least three starters off a team he has coached.

▶ Is 8-for-8 in leading his team to the postseason. Six times he has guided a team to the NCAA Tournament.
▶ Has won at least one postseason game in six of those eight seasons and at least two games in five of those eight post-seasons.

▶ Averaged 22.6 wins in those eight seasons. In six of the eight years his teams have won at least 21 games.

Below is a look at Fisher's magic when returning at least three starters from his previous squad.

Previous Season	Record	Season	Returning Starters	Returning Letterwinners	Record	Postseason
1988-89	30-7	1989-90	4	8	23-8	NCAA Tournament, 2nd Round
1990-91	14-15	1991-92	4	11	25-9	NCAA Tournament, Runner-Up
1991-92	25-9	1992-93	5	11	31-5	NCAA Tournament, Runner-Up
1992-93	31-5	1993-94	5	11	24-8	NCAA Tournament, Elite Eight
1993-94	24-8	1994-95	3	6	17-14	NCAA Tournament, 1st Round
1995-96	20-12	1996-97	4	7	24-11	NIT Champions
2000-01	14-14	2001-02	4	8	21-12	NCAA Tournament, 1st Round
2001-02	21-12	2002-03	3	5	16-14	NIT, 2nd Round
2003-04	14-16	2004-04	4	9		
Averages			4.0	8.4	22.6-10.1	8 Postseason Appearances; 20-5 record in Postseason Play

Preseason Magazines Gives Aztecs Little Love

Most of the preseason magazines have picked the Aztecs to finish in the lower half of the Mountain West Conference standings and the MWC poll was no exception, picking the Aztecs to finish seventh; however, a pretty strong case can be made that San Diego State will have a successful 2004-05 season.

▶ San Diego State returns four starters and nine letterwinners (includes Travis Hanour who sat out last season due to injuries) from the 2003-04 season. The Aztecs return eight of their top nine scorers from last season.

▶ Steve Fisher is 8-for-8 in his career in taking teams to the postseason when returning at least three starters off a team he coached the previous season. Included in those eight postseason trips are six NCAA Tournament berths and an average total of 22.6 wins. The last time a Steve Fisher-coached team returned four starters was 2001-02, when Fisher guided the Aztecs to their first NCAA Tournament appearance since 1985. Twice in his career, Fisher has returned at least three starters and at least nine letterwinners off a team he coached, both seasons he has led his team to the NCAA Tournament, posting a collective 56-14 record.

▶ San Diego State returns 77.0 percent of points, 74.2 percent of field goals, 99.4 percent of three-point field goals, 78.0 percent of free throws, 68.6 percent of rebounds, 91.3 percent of assists, 54.9 percent of blocked shots, 85.8 percent of steals and 81.9 percent of minutes from the 2003-04 season.

▶ The 2004-05 SDSU roster has played 538 games and made 161 starts. Nine players on the Aztec roster have played in at least 30 college games and five players have made at least 18 college starts. Last season, the Aztec roster (not counting Travis Hanour's total because he missed the season due to injury) entered the campaign with a total of 407 games and 72 starts. In 2002-03 when San Diego State advanced to the second round of the postseason NIT, the Aztecs entered the campaign with 413 games and 152 starts of experience. In 2001-02 when the Aztecs claimed the Mountain West Conference championship and advanced to the NCAA Tournament, San Diego State entered the season with 370 games and 194 starts.

▶ San Diego State was not that far away last season from making their third consecutive postseason appearance. Although the Aztecs finished 14-16 overall, they lost three games when they led with 59 seconds left, lost six games that were a one possession game with 25 seconds or less remaining and lost seven games when they led with 13:48 or less remaining in regulation. Part of that can be explained by the fact that SDSU had just one scholarship senior (Aeric Sanders).

▶ San Diego State returns three players that earned all-Mountain West Conference recognition last season. Senior guard Wesley Stokes, sophomore guard Brandon Heath and sophomore forward Marcus Slaughter are back for SDSU this season. This marks the first time in school history that three all-league performers return from an Aztec team. In fact, in the Mountain West Conference era, San Diego State has never returned two all-MWC performers the following season (2000-01 (0); 2001-02 (0); 2002-03 (1) Tony Bland; 2003-04 (0); 2004-05 (3) Brandon Heath, Marcus Slaughter, Wesley Stokes).

**SDSU Mountain
West Conference
Player of the Week**

Date	Nominee
Nov. 23	Marcus Slaughter
Nov. 30	Marcus Slaughter
Dec. 6	Brandon Heath
Dec. 13	Marcus Slaughter
Dec. 20	Marcus Slaughter

Bold indicates player won the award

- ▶ San Diego State has two of the best underclassmen not only in the league, but also in the country in Brandon Heath and Marcus Slaughter. The duo was two of only four freshmen to earn all-league recognition last season. Heath and Slaughter combined to score 650 points and pull down 284 rebounds in their inaugural season.
- ▶ Another example of the stability of the Aztec program can be found by the number of players that have signed with San Diego State out of the prep ranks. Of San Diego State's 16-player roster, three are Division I transfers (Travis Hanour, Chris Manker and Wesley Stokes), two junior college players (Mohamed Camara and walk-on Jared Ines) and 11 players who signed with SDSU directly out of high school. Of the five newcomers, four signed with the Aztecs out of high school.

0	Tommy Johnson <i>Guard, 6-3, 186, Sr.-3L</i> <i>Los Angeles, Calif. (Crenshaw High)</i>	PPG 04-05 0.4 RPG 0.6 APG 0.4 FG 33.3 3FG 0.0 FT 0.0 MWC Career Highs: <u>Points:</u> 18 vs. Troy State (11-30-03) <u>Rebounds:</u> 7 vs. IPFW (12-30-02) <u>Assists:</u> 5 at Cal Poly (11-30-02)	Played in 86 career games and has made 18 starts... Played in 43 games in which the Aztecs have won, second most among active players... Ranks 26th on the school's career three-point field goals list... Never fouled out of a game... Seven career 10+ scoring games... One of only two players to wear the numer zero jersey in Aztec history (Jim Roban).
1	Brandon Heath <i>Guard, 6-3, 183, So.-1L</i> <i>Los Angeles, Calif. (Westchester High)</i>	PPG 04-05 16.4 RPG 3.7 APG 3.8 FG 39.8 3FG 38.3 FT 87.8 MWC Career Highs: <u>Points:</u> 30 vs. Texas Tech (12-13-03) <u>Rebounds:</u> 9 vs. Monmouth (11-22-04) <u>Assists:</u> 9 vs. UCSD (11-27-04)	Earned MWC Player of the Week on Dec. 6... Already set career highs with nine rebounds and nine assists this season... 12 career 20+ scoring games... Has 561 career points in just 39 games... 8th on the SDSU career three-point field goal chart with 66... Made 12 of his last 27 (44.4 pct.) attempts from three-point range... 3FG in 10 straight games... Made 21 of last 24 FTA.
3	Chris Walton <i>Forward, 6-8, 234, Sr.-3L</i> <i>San Diego, Calif. (Univ. of San Diego High)</i>	PPG 04-05 0.0 RPG 1.0 APG 1.0 FG 0.0 3FG 0.0 FT 0.0 MWC Career Highs: <u>Points:</u> 17 at BYU (2-9-04) <u>Rebounds:</u> 10 - two times <u>Assists:</u> 6 vs. Portland (12-31-03)	Had streak of 31 consecutive games played broken against Monmouth (Nov. 22)... Did not practiced between Nov. 20-Dec. 19 due to groin strain... MRI and X-Rays taken on Nov. 29 were negative... Continuing to see doctors and considered day-to-day... Expected to miss at least the Loyola Marymount and Cal State Fullerton games.
5	Travis Hanour <i>Guard, 6-6, 202, Sr.-1L</i> <i>Laguna Beach, Calif. (Laguna Beach/Univ. of Ariz.)</i>	PPG 04-05 1.0 RPG 1.0 APG 0.7 FG 25.0 3FG 33.0 FT 0.0 MWC Career Highs: <u>Points:</u> 11 - two times <u>Rebounds:</u> 7 vs. Utah (1-18-03) <u>Assists:</u> 3 vs. Wash. St. (2-10-01)	Has played in three of last five games... Prior to the UCSB game (12-4-04), his last regular-season game was March 1, 2003... Had surgeries to alleviate chronic tendinitis in both knees since 2002-03... Most recent surgery was on his right knee on April 7, 2004, exactly 51 weeks after having similar surgery on his left knee.
10	Shawn Weinstein <i>Guard, 6-0, 188, Fr.-RS</i> <i>Rancho Palos Verdes, Calif. (Peninsula High)</i>	PPG 04-05 0.0 RPG 0.0 APG 0.0 FG 0.0 3FG 0.0 FT 0.0 MWC Career Highs: <u>Points:</u> <u>Rebounds:</u> <u>Assists:</u>	A talented high school star who walked on last season and redshirted... Solid ball handler who gives the Aztecs another option off the bench... Second year with the program... Played in his first career game against UC San Diego (Nov. 27)... Played three minutes against the Tritons.
11	Tyler Smith <i>Guard, 6-2, 208, Fr.-HS</i> <i>San Clemente, Calif. (Santa Margarita High)</i>	PPG 04-05 1.4 RPG 1.3 APG 1.1 FG 27.3 3FG 37.5 FT 50.0 MWC Career Highs: <u>Points:</u> 4 at LMU (12-18-04) <u>Rebounds:</u> 3 at LMU (12-18-04) <u>Assists:</u> 4 vs. UCSD (11-27-04)	One of two true freshmen to play this season... His 95 minutes played are the eighth-highest total on the team... Played in 8-of-9 games this season... Career highs with four points and three rebounds at LMU (Dec. 18)... Had three points and four assists against UC San Diego (Nov. 27)... Played career-high 20 minutes at Washington (Dec. 7).
15	John Sharper <i>Guard, 6-0, 195, Jr.-2L</i> <i>Oakland, Calif. (St. Mary's High)</i>	PPG 04-05 7.3 RPG 1.6 APG 1.5 FG 42.3 3FG 44.4 FT 100.0 MWC Career Highs: <u>Points:</u> 15 at UCSB (12-4-04) <u>Rebounds:</u> 5 vs. UCSD (12-2-02) <u>Assists:</u> 4 at Arizona (12-22-03)	Once a walk-on, Sharper has progressed to a staple in the starting five... A career 42.0 percent three-point field goal shooter (2nd highest in school history)... Made multiple treys in first five games this season... Aztecs are 11-5 when he makes two or more 3's in a game... Averages one turnover every 20.0 minutes in his career... Current streak of 12 straight FTM.
20	Trimaine Davis <i>Forward, 6-8, 233, Jr.-2L</i> <i>West Pittsburg, Calif. (Pittsburg High)</i>	PPG 04-05 3.9 RPG 2.0 APG 0.1 FG 62.5 3FG 0.0 FT 50.0 MWC Career Highs: <u>Points:</u> 10 at LMU (12-18-04) <u>Rebounds:</u> 4 - three times <u>Assists:</u> 1 - four times	Connected on 15-of-24 shots from the floor this season... Has a career 57.5 field goal percentage... Averaging 11.6 minutes per game this season... Played in 50 career games... Started his first career game on Sat. at LMU and responded with a career high 10 points... Averages 13.5 points and 6.9 rebounds per 40 minutes.
21	Matt Thomas <i>Guard, 6-3, 191, Fr.-HS</i> <i>Riverside, Calif. (Martin Luther King High)</i>	PPG 04-05 6.7 RPG 3.7 APG 2.1 FG 37.0 3FG 22.2 FT 64.3 MWC Career Highs: <u>Points:</u> 14 at Washington (12-7-04) <u>Rebounds:</u> 7 vs. SMC (12-14-04) <u>Assists:</u> 6 vs. Monmouth (11-22-04)	Started last two games and played in all nine games this season... Has two double-digit scoring games... 37 points in last four games... Made 15 of last 19 FTA... Eight steals in last four games... One of three players on the team with more assists than turnovers (Chris Manker and Tyler Smith)... Played 63 minutes in last two games.
33	Chris Manker <i>Center, 7-0, 225, Sr.-2L</i> <i>W. Des Moines, Iowa. (Laguna Beach High/Oregon State Univ.)</i>	PPG 04-05 11.3 RPG 3.4 APG 1.6 FG 48.1 3FG 28.6 FT 76.2 MWC Career Highs: <u>Points:</u> 23 vs. UCSD (11-27-04) <u>Rebounds:</u> 9 vs. UCSD (12-6-03) <u>Assists:</u> 3 - two times	Aztecs' tallest player at 7-0 and can shoot the three... Made 17 two-point field goals all of last season, and already has 28 two-point field goals this year... Shooting 63.6 percent inside the arc... SDSU has outscored opponents by 47 points when he is on the floor and has been outscored by 23 points when he is not in the game... Has 52 career treys.
42	Marcus Slaughter <i>Forward, 6-9, 208, So.-1L</i> <i>Riverside, Calif. (J.W. North High)</i>	PPG 04-05 19.7 RPG 8.4 APG 1.3 FG 50.9 3FG 35.0 FT 69.0 MWC Career Highs: <u>Points:</u> 28 vs. UCSB (11-19-04) <u>Rebounds:</u> 15 vs. UNLV (2-17-04) <u>Assists:</u> 4 at St. Mary's (1-7-04)	Started 26 consecutive games, the longest active streak on the team... Leading scorer in the MWC at 19.7 ppg, he is hitting on 50.9 percent of his FG attempts... Scored in double figures in nine straight games for the first time in his career after failing to score 10+ points in three straight prior to this streak... 7+ rebounds in six straight games... Has 2 double-doubles this season, 4 in career.
50	Mohamed Camara <i>Center, 6-10, 265, Jr.-TR</i> <i>Conakry, Guinea (Moore (Ky.) High/Riverside College)</i>	PPG 04-05 3.0 RPG 4.6 APG 0.3 FG 42.9 3FG 0.0 FT 42.9 MWC Career Highs: <u>Points:</u> 7 vs. UCSD (11-27-04) <u>Rebounds:</u> 8 vs. Mon. (11-22-04) <u>Assists:</u> 1 - three times	Continues to get more comfortable with the offense... A wide body center with good strength... Has 27 points and 41 rebounds this season... Averages 8.8 rebounds per 40 minutes of action... Speaks six languages and grew up playing soccer in Guinea... Played 21 or more minutes five times including three of the last four games.

Coach Steve Fisher

Assistant Head Coach: Brian Dutcher

Assistant Coaches: Gregg Gottlieb, Mark Hughes

- 14th full season overall: 258-166
- 6th season at SDSU: 74-84
- 1989 NCAA Championship
- Appeared in national championship game three times ('89, '92, '93)
- 8 NCAA Tournament Appearances

- 4th in Active NCAA Tournament winning percentage (behind only Krzyzewski, Pittino and Izzo)
- One of 10 active coaches to win a NCAA national championship (Boheim, Calhoun, Fisher, Izzo, Knight, Krzyzewski, Olson, Pitino, T. Smith, G. Williams)

SDSU Broadcast Roster



0
TOMMY JOHNSON

Guard
6-3, 186, Senior-3L
Los Angeles, Calif.
Crenshaw High

PPG: 0.4 RPG: 0.6 APG: 0.4
FG%: 33.3 3FG: 0.0 FT%: 0.0



1
BRANDON HEATH

Guard
6-3, 183, Sophomore-1L
Los Angeles, Calif.
Westchester High

PPG: 16.4 RPG: 3.7 APG: 3.8
FG%: 39.8 3FG: 38.3 FT%: 87.8



3
CHRIS WALTON

Forward
6-10, 230, Junior-2L
San Diego, Calif.
Univ. of San Diego High

PPG: 0.0 RPG: 1.0 APG: 1.0
FG%: 0.0 3FG: 0.0 FT%: 0.0



5
TRAVIS HANOUR

Guard
6-8, 216, Senior-1L
Laguna Beach, Calif.
Laguna Beach High/
Univ. of Arizona

PPG: 1.0 RPG: 1.0 APG: 0.7
FG%: 25.0 3FG: 33.0 FT%: 0.0



10
SHAWN WEINSTEIN

Guard
6-1, 178, Freshman-RS
Rancho Palos Verdes, Calif.
Peninsula High


PPG: 0.0 RPG: 0.0 APG: 0.0
FG%: 0.0 3FG: 0.0 FT%: 0.0



11
TYLER SMITH

Guard
6-2, 208, Freshman-HS
San Clemente, Calif.
Santa Margarita Catholic High


PPG: 1.4 RPG: 1.3 APG: 1.1
FG%: 27.3 3FG: 37.5 FT%: 50.0



15
JOHN SHARPER

Guard
6-0, 195, Junior-2L
Oakland, Calif.
St. Mary's High

PPG: 7.3 RPG: 1.6 APG: 1.5
FG%: 42.3 3FG: 43.4 FT%: 100.0



20
TRIMAÏNE DAVIS

Forward
6-8, 233, Junior-2L
West Pittsburg, Calif.
Pittsburg High

PPG: 3.9 RPG: 2.0 APG: 0.1
FG%: 62.5 3FG: 0.0 FT%: 50.0



21
MATT THOMAS

Guard
6-3, 191, Freshman-HS
Riverside, Calif.
Martin Luther King High

PPG: 6.7 RPG: 3.7 APG: 2.1
FG%: 37.0 3FG: 22.2 FT%: 64.3



31
JARED INES

Forward
6-7, 234, Senior-Squad
Modesto, Calif.
Ceres High/
Ohlone College

PPG: 1.6 RPG: 0.0 APG: 0.0
FG%: 100.0 3FG: 0.0 FT%: 33.3



33
CHRIS MANKER

Center
7-0, 225, Junior-1L
West Des Moines, Iowa
Laguna Beach (Calif.) High/
Oregon State Univ.

PPG: 11.3 RPG: 3.4 APG: 1.6
FG%: 48.1 3FG: 28.6 FT%: 76.2



42
MARCUS SLAUGHTER

Forward
6-8, 223, Sophomore-1L
Riverside, Calif.
J.W. North High

PPG: 19.7 RPG: 8.4 APG: 1.3
FG%: 50.9 3FG: 35.0 FT%: 69.0



50
MOHAMED CAMARA

Center
6-10, 265, Junior-TR
Conakry, Guinea
Moore (Ky.) High/
Riverside College

PPG: 3.0 RPG: 4.6 APG: 0.3
FG%: 42.9 3FG: 0.0 FT%: 42.9



Head Coach
STEVE FISHER

- - 14th full season as head coach • 258-166
- - 6th year at San Diego State • 74-84
- - 1989 NCAA champion
- - 3 NCAA Championship game appearances
- - 8 NCAA Tournament appearances
- - Among active coaches he ranks: 4th in NCAA Tournament winning percentage (20-7, 71.4 percent), 5th in NBA Draft Picks (14) and 6th in NCAA Final Four Appearances (3)

SAN DIEGO STATE ROSTER

2004-05 Alphabetical Roster

No.	Name	Pos.	Ht.	Wt.	Yr.	Exp.	Most Recent Div. I Season			Hometown (High School/Previous School)
							PPG	RPG	APG	
50	Mohamed Camara	C	6-10	265	Jr.	JC	---	---	---	Conakry, Guinea (Moore (Ky.) High/Riverside (Calif.) College)
20	Trimaine Davis	F	6-8	233	Jr.	2L	1.5	1.0	0.1	West Pittsburg, Calif. (Pittsburg High)
5	Travis Hanour	G	6-6	202	Sr.	1L	3.1	3.1	1.0	Laguna Beach, Calif. (Laguna Beach High/Univ. of Arizona)
1	Brandon Heath	G	6-3	183	So.	1L	13.8	2.7	1.8	Los Angeles, Calif. (Westchester High)
31	Jared Ines *	F	6-7	234	Sr.	SQ	0.0	0.0	0.0	Modesto, Calif. (Ceres High/Ohlone College)
0	Tommy Johnson	G	6-3	186	Sr.	3L	4.0	1.9	1.0	Los Angeles, Calif. (Crenshaw High)
30	Chris Lamb	F	6-9	205	Fr.	HS	---	---	---	Louisville, Colo. (Monarch High)
33	Chris Manker	C	7-0	225	Sr.	2L	3.4	2.3	0.3	West Des Moines, Iowa (Laguna Beach (Calif.) High/Oregon State Univ.)
24	Tim McGrath	F	6-5	182	Fr.	HS	---	---	---	Santa Monica, Calif. (Santa Monica High)
15	John Sharper	G	6-0	195	Jr.	2L	4.1	0.9	0.9	Oakland, Calif. (St. Mary's High)
42	Marcus Slaughter	F	6-8	223	So.	1L	7.9	6.8	0.7	Riverside, Calif. (J.W. North High)
11	Tyler Smith *	G	6-2	208	Fr.	HS	---	---	---	San Clemente, Calif. (Santa Margarita Catholic High)
2	Wesley Stokes	G	6-0	167	Sr.	1L	12.1	2.3	5.8	Long Beach, Calif. (Poly High/Univ. of Missouri)
21	Matt Thomas	G	6-3	191	Fr.	HS	---	---	---	Riverside, Calif. (Martin Luther King High)
3	Chris Walton	F	6-8	234	Sr.	3L	8.7	4.9	2.3	San Diego, Calif. (Univ. of San Diego High)
10	Shawn Weinstein *	G	6-0	188	Fr.	RS	---	---	---	Rancho Palos Verdes, Calif. (Peninsula High)

2004-05 Numerical Roster

No.	Name	Pos.	Ht.	Wt.	Yr.	Exp.	Most Recent Div. I Season			Hometown (High School/Previous School)
							PPG	RPG	APG	
0	Tommy Johnson	G	6-3	186	Sr.	3L	4.0	1.9	1.0	Los Angeles, Calif. (Crenshaw High)
1	Brandon Heath	G	6-3	183	So.	1L	13.8	2.7	1.8	Los Angeles, Calif. (Westchester High)
2	Wesley Stokes	G	6-0	167	Sr.	1L	12.1	2.3	5.8	Long Beach, Calif. (Poly High/Univ. of Missouri)
3	Chris Walton	F	6-8	234	Sr.	3L	8.7	4.9	2.3	San Diego, Calif. (Univ. of San Diego High)
5	Travis Hanour	G	6-6	202	Sr.	1L	3.1	3.1	1.0	Laguna Beach, Calif. (Laguna Beach High/Univ. of Arizona)
10	Shawn Weinstein *	G	6-0	188	Fr.	RS	---	---	---	Rancho Palos Verdes, Calif. (Peninsula High)
11	Tyler Smith *	G	6-2	208	Fr.	HS	---	---	---	San Clemente, Calif. (Santa Margarita Catholic High)
15	John Sharper	G	6-0	195	Jr.	2L	4.1	0.9	0.9	Oakland, Calif. (St. Mary's High)
20	Trimaine Davis	F	6-8	233	Jr.	2L	1.5	1.0	0.1	West Pittsburg, Calif. (Pittsburg High)
21	Matt Thomas	G	6-3	191	Fr.	HS	---	---	---	Riverside, Calif. (Martin Luther King High)
24	Tim McGrath	F	6-5	182	Fr.	HS	---	---	---	Santa Monica, Calif. (Santa Monica High)
30	Chris Lamb	F	6-9	205	Fr.	HS	---	---	---	Louisville, Colo. (Monarch High)
31	Jared Ines *	F	6-7	234	Sr.	SQ	0.0	0.0	0.0	Modesto, Calif. (Ceres High/Ohlone College)
33	Chris Manker	C	7-0	225	Sr.	2L	3.4	2.3	0.3	West Des Moines, Iowa (Laguna Beach (Calif.) High/Oregon State Univ.)
42	Marcus Slaughter	F	6-8	223	So.	1L	7.9	6.8	0.7	Riverside, Calif. (J.W. North High)
50	Mohamed Camara	C	6-10	265	Jr.	JC	---	---	---	Conakry, Guinea (Moore (Ky.) High/Riverside (Calif.) College)

Head Coach: Steve Fisher (Illinois State, 1967)
Assistant Head Coach: Brian Dutcher (Minnesota, 1982)
Assistant Coaches: Gregg Gottlieb (UCLA, 1995), Mark Hughes (Michigan, 1989)
Director of Operations: Mark Fisher (Michigan, 2001)
Dir. of Player Development: Matt Soria (San Diego State, 2001)
Athletic Trainer: Mark Haines (Metropolitan State College, 1987)

Year refers to basketball eligibility for the 2004-05 season. * - Indicates walk-on.



Steve Fisher

14th-Full Season • 6th Season at SDSU • Illinois State, 1967

One of the nation's most distinguished coaches, Steve Fisher has guided San Diego State's transformation from a college basketball afterthought to one of the most visible programs in the country.

In five short seasons, Steve Fisher has changed the outlook, fortunes and expectations of San Diego State basketball. The Aztecs have been transformed from the ugly duckling that muddled through the first-ever Mountain West Conference campaign with an 0-14 record into a program that has produced three .500 or better campaigns in the last four seasons, advanced to postseason play twice in the last three years, claimed a conference championship and the first Division I postseason victory in school history.

It is a school that now regularly goes toe-to-toe with the west's best basketball programs on the court and in the recruiting wars. It may be the new program on the block but seniority rarely matters in the changing world of college athletics.

When Fisher arrived on the scene, he found a basketball program that wasn't good enough to be called average. The Aztecs had suffered through 13 losing seasons in 14 years. Members of the school's last NCAA team were in the early stages of middle age. The expectations were in place all right. The Aztecs were expected and expecting to lose. The year before his arrival San Diego State won just four games.

The hiring only dates back to March of 1999, so referring to the "Steve Fisher Era" at San Diego State might be considered a bit premature. But with the Aztec banner now flying over the Mountain West Conference, there is little doubt that San Diego State basketball has reached a new level.

On March 26, 1999, San Diego State announced its arrival on the basketball scene in the form of a news conference to introduce its new coach, Steve Fisher. Fresh from a stint with the Sacramento Kings and with three appearances in the Final Four and a national championship in his pocket, he rolled up his sleeves and went to work. And work was needed. It looked to be a daunting challenge and yet the man with one of the highest winning percentages in NCAA Tournament history had no reservations.

No head-coaching career, at any level, started quicker than that of Steve Fisher. Six games into his head-coaching career he was undefeated and sporting a national championship ring. And the success

didn't stop with the national title.

Fisher's eight-plus seasons at the University of Michigan produced a 184-82 (.692) record, nine postseason tournament berths and three trips to the NCAA championship game, including the magical run to the 1989 national title.

Under Fisher, the Wolverines also claimed an NIT championship, won at least 20 games four times and finished among the top three in the powerful Big Ten Conference five times. In 1995, Michigan set a league record by holding opponents to just 39.4 percent shooting from the floor.

Fisher and Company raised the bar even higher in the postseason. His seven NCAA Tournament teams at Michigan combined for a 20-6 record, ranking him fourth among active coaches and ninth in NCAA history with a winning percentage of .769 in the national bracket. Only 13 coaches have taken more teams to the Final Four, including just five that are still active. He is one of three coaches to take three squads to the Final Four in the first five years of a head-coaching career, and one of just six coaches to lead a team to the championship of the NIT as well as the NCAA.

His accomplishments may be even greater at San Diego State. In 2001-02 he led the Aztecs to the postseason for the first time since 1985 and for just the fourth time ever. The 21 wins were second most for the school as a Division I program and the most since 1985. The fact that those numbers came after just three seasons signifies what is one of the great recent turnarounds in college basketball.

He followed that up with a third consecutive season with a .500 or better record in 2002-03 and led San Diego State back to the postseason for the second consecutive season for only the second time in the school's Division I history. In addition, SDSU claimed its first Division I postseason victory with a win in the NIT.

The Aztecs survived the loss of four starters and arguably the most difficult schedule in school history to post a 14-16 record in 2003-04. Highlights during the campaign included a third-place finish at the EA Sports Maui Invitational and home victories over Brigham Young and Utah.

The future looks even brighter. The Aztecs return three starters to go along with another nationally-ranked recruiting class have SDSU fans looking forward to the 2004-05 campaign.

Record Breakdown

	Career
Home	147-52
Away	62-94
Neutral	49-20

By Month

November	26-14
December	80-30
January	55-48
February	49-43
March	45-29
April	4-2

Games Decided By/In

1-Point Games	13-7
2 Points	14-10
3 Points or Less	67-47
Overtime	19-14

► Steve Fisher Year-By-Year

Year	School	W	L	Pct.	Conference			Postseason/Honors
					W	L	Pct.	
1989	Michigan	6	0	1.000	-	-	-	NCAA Champions
1989-90	Michigan	23	8	.742	12	6	.667	NCAA Second Round
1990-91	Michigan	14	15	.483	7	11	.389	NIT First Round
1991-92	Michigan	25	9	.735	11	7	.611	NCAA Runner-Up, <i>Basketball Times</i> Coach of the Year
1992-93	Michigan	31	5	.861	15	3	.833	NCAA Runner-Up
1993-94	Michigan	24	8	.750	13	5	.722	NCAA Regional Finalist
1994-95	Michigan	17	14	.548	11	7	.611	NCAA First Round
1995-96	Michigan	20	12	.625	10	8	.556	NCAA First Round
1996-97	Michigan	24	11	.686	9	9	.500	NIT Champions
Eight Full Seasons at UM		184	82	.692	88	56	.611	7 NCAA Tournaments, 9 Postseason Appearances
Year	School	W	L	Pct.	W	L	Pct.	Postseason/Honors
1999-00	San Diego State	5	23	.179	0	14	.000	
2000-01	San Diego State	14	14	.500	4	10	.286	8th-most improved team in the country (Sagarin Ratings)
2001-02	San Diego State	21	12	.636	7	7	.500	NCAA First Round; Aztecs' first NCAA trip since 1985
2002-03	San Diego State	16	14	.552	6	8	.429	NIT Second Round; Aztecs reach postseason in consecutive yrs
2003-04	San Diego State	14	16	.483	5	9	.357	Two players that earned all-league honors return in 04-05
2004-05	San Diego State	4	5	.444				
Six Seasons at SDSU		74	84	.468	22	48	.314	Consecutive Postseason Appearances
14th-Full Season Career		W	L	Pct.	W	L	Pct.	Postseason/Honors
		258	166	.608	110	104	.514	8 NCAA Tournaments, 11 Postseason Appearances

Season/Career Highs

Points
 Season 2 at Wahington, 11-19-04
 2 vs. Monmouth, 11-22-04
 Career 18 vs. Troy State, 11-30-03

Rebounds
 Season 1 - five times
 Career 7 vs. IPFW, 12-30-02

Assists
 Season 2 vs. UCSB, 11-19-04
 Career 5 at Cal Poly, 11-30-02

Field Goals
 Season 1 at Washington, 12-7-04
 1 vs. Monmouth, 11-22-04
 Career 7 vs. Troy State, 11-30-03

Field Goals Attempted
 Season 3 at Washington, 12-7-04
 Career 12 vs. Dayton, 11-25-03

Three-Point Field Goals
 Season
 Career 3 at UNLV, 3-13-03

Three-Point FG Attempted
 Season 1 at Washington, 12-7-04
 1 vs. UCSB, 11-19-04
 Career 6 vs. Dayton, 11-25-03
 6 vs. UCSD, 12-2-02
 6 at Portland, 11-27-02

Free Throws
 Season
 Career 3 - seven times

Free Throws Attempted
 Season 2 vs. Saint Mary's, 12-14-04
 Career 5 vs. Dayton, 11-25-03


Steals
 Season 2 at Washington, 12-7-04
 Career 4 vs. Troy State, 11-30-03

Blocked Shots
 Season 1 at Washington, 12-7-04
 1 vs. Monmouth, 11-22-04
 Career 2 vs. UCSB, 3-19-03
 2 at Texas Tech, 12-13-03

Minutes Played
 Season 15 vs. UCSB, 11-19-04
 Career 33 vs. Troy State, 11-30-03

0 • Tommy Johnson

Guard • 6-3 • 186 • Senior • Los Angeles, Calif. (Crenshaw High)



One of eight players to see action in all nine games this season... Played in 32 consecutive games dating back to the contest against UC San Diego on Dec. 6, 2003... Against 16th-ranked Washington (12-7-04), he recorded two steals, a block and an assist, marking the first time he has posted a number in all three categories since Dec. 20, 2003 against Eastern Washington (three points, one rebound, two assists, two steals and one blocked shot)... Played 10 or more minutes in a game four times this season... 86 career games are the second most among active players, trailing only Chris Walton (92)... Has seven career double-figure scoring games... Never fouled out in 86 career games.

2004-05 Game-By-Game Statistics

Date	Opponent	S	MP	FG-FGA	3FG-FGA	FT-FTA	REB	PF	A	TO	BK	S	TP
N.19	UC Santa Barbara		15	0-2	0-1	0-0	1	1	2	1	0	0	0
N.22	Monmouth		12	1-1	0-0	0-0	1	0	0	1	1	0	2
N.27	UC San Diego		7	0-0	0-0	0-0	0	1	0	1	0	1	0
D.1	San Diego		4	0-0	0-0	0-0	1	0	0	0	0	0	0
D.4	at UC Santa Barbara		7	0-0	0-0	0-0	0	0	0	0	0	0	0
D.7	at Washington		12	1-3	0-1	0-0	1	1	1	3	1	2	2
D.11	California		1	0-0	0-0	0-0	0	0	0	0	0	0	0
D.14	Saint Mary's		9	0-0	0-0	0-2	0	2	1	1	0	0	0
D.18	at Loyola Marymount		10	0-0	0-0	0-0	1	2	0	2	0	0	0
D.21	Cal State Fullerton												
D.28	at Iowa State												
D.31	Providence												
J.3	South Dakota State												
J.8	at Brigham Young*												
J.15	at UNLV*												
J.22	Wyoming*												
J.24	Colorado State*												
J.29	at Air Force*												
J.31	at New Mexico*												
F.5	Utah*												
F.7	Brigham Young*												
F.12	UNLV*												
F.19	at Colorado State*												
F.21	at Wyoming*												
F.26	New Mexico*												
F.28	Air Force*												
M.5	at Utah*												
M.10-12	at Mountain West Conference Championships												

► Johnson Career Statistics

Year	G-GS	Min.-Avg.	FG-FGA	Pct.	3P-3PA	Pct.	FT-FTA	Pct.	OR	DR	Reb	Avg.	PF-D	AT	TO	BS	ST	Pts.	Avg.
01-02	20-0	120-6.0	12-33	.364	6-18	.333	1-4	.250	5	13	18	0.9	21-0	7	4	4	4	31	1.5
02-03	28-7	474-16.9	56-141	.397	23-66	.348	21-29	.724	19	53	72	2.6	52-0	49	45	3	20	156	5.6
03-04	29-11	510-17.6	41-113	.363	10-38	.263	23-33	.697	14	41	55	1.9	57-0	29	26	6	22	115	4.0
04-05	9-0	77-8.6	2-6	.333	0-2	.000	0-2	.000	1	4	5	0.6	7-0	4	9	2	3	4	0.4
Totals	86-18	1,181-13.7	111-293	.379	39-124	.315	45-68	.662	39	111	150	1.7	137-0	89	84	15	49	306	3.6

Season/Career Highs

Points
 Season 26 vs. San Diego, 12-1-04
 Career 30 at Texas Tech, 12-13-03

Rebounds
 Season 9 vs. Monmouth, 11-22-04
 Career 9 vs. Monmouth, 11-22-04

Assists
 Season 9 vs. UCSD, 11-27-04
 Career 9 vs. UCSD, 11-27-04

Field Goals
 Season 8 at UCSB, 12-04-04
 8 vs. San Diego, 12-1-04
 Career 10 at CSU, 1-24-04

Field Goals Attempted
 Season 22 vs UCSB, 11-19-04
 Career 22 vs UCSB, 11-19-04

Three-Point Field Goals
 Season 4 at UCSB, 12-4-04
 Career 5 vs. Ohio State, 11-24-03

Three-Point Field Goals Attempted
 Season 10 vs. UCSB, 11-19-04
 Career 10 - four Times

Free Throws
 Season 9 vs. Saint Mary's, 12-14-04
 Career 10 at Texas Tech, 12-13-03

Free Throws Attempted
 Season 10 vs. Saint Mary's, 12-14-04
 Career 12 vs. Ohio St., 11-24-03


Steals
 Season 5 vs. UCSD, 11-27-04
 Career 5 vs. UCSD, 11-27-04

Blocked Shots
 Season 1 vs. UCSB, 11-19-04
 Career 1 vs. UCSB, 11-19-04

Minutes Played
 Season 41 vs. UCSB, 11-19-04
 Career 43 at CSU, 1-24-04

1 • Brandon Heath

Guard • 6-3 • 183 • Sophomore • Los Angeles, Calif. (Westchester High)



National Rankings (as of 12/14): 19th in free throw percentage
MWC Rankings (as of 12/19): 2nd in steals, 3rd in assists, 6th in scoring, 7th in three-point field goals made, 9th in free throw percentage.



Player of the Week
 Nov. 29 - Dec. 5

Enjoying a tremendous sophomore campaign... Ranks among the Mountain West Conference leaders in five categories and is ranked among the top nine in steals, scoring, assists, three-point field goals made and free throw percentage... Earned MWC Player of the Week honors for the week of Nov. 29-Dec. 5... Scored in double figures in six consecutive games and eight times in nine games this season... Made 12 of his last 27 attempts from three-point range (44.4 percent)... Made a three-point field goal in 10 straight games dating back to last season (longest streak of his career)... Has two or more treys in five of nine games this season... Had a string of 10 consecutive games with a steal dating back to last season broken at Loyola Marymount (12-18-04) (one game short of his career best of 11 set last season)... Already beginning to show up on the SDSU career charts: 8th in three-point field goals, 10th in three-point field goals attempted, 14th in three-point field goal percentage... Already has 561 career points and a scoring average of 14.4 which would rank 20th all-time in school history if he had the minimum 600 points necessary to qualify... Already posted career highs this season in rebounds (nine), assists (nine), field goals attempted (22), steals (five) and blocked shots (one)... Made 36-of-41 free throws this season, had a streak of 11 consecutive makes broken in the Saint Mary's game... Currently made 21 of his last 24 attempts... Scored in double figures in nine straight games against Division I opponents... Led the team in assists five times this season (six in his career), twice in scoring (11 times in his career) and once in rebounding (once in his career)... Has 12 career 20+ scoring games, including three this season.

Trends: San Diego State is 2-0 this season and 7-1 in his career when Heath shoots 50 percent or better from the field... The Aztecs are 2-0 this season and 8-2 in his career when he posts an efficiency rating of +16 or better... SDSU is 3-1 this season when he has more assists than turnovers

2004-05 Game-By-Game Statistics

Date	Opponent	S	MP	FG-FGA	3FG-FGA	FT-FTA	REB	PF	A	TO	BK	S	TP
N.19	UC Santa Barbara	S	41	7-22	3-10	0-0	4	2	3	4	1	2	17
N.22	Monmouth	S	32	3-13	2-5	8-8	9	2	2	6	0	3	16
N.27	UC San Diego	S	26	2-6	1-5	0-0	1	1	9	3	0	5	5
D.1	San Diego	S	34	8-15	3-5	7-8	3	2	5	4	0	1	26
D.4	at UC Santa Barbara	S	28	8-10	4-6	0-0	2	1	7	2	0	2	20
D.7	at Washington	S	27	7-16	1-2	3-4	4	4	1	5	0	1	18
D.11	California	S	32	4-9	2-5	4-4	3	0	2	5	0	2	14
D.14	Saint Mary's	S	38	5-13	1-3	9-10	1	5	1	3	0	4	20
D.18	at Loyola Marymount	S	29	3-14	1-6	5-7	6	4	4	2	0	0	12
D.21	Cal State Fullerton												
D.28	at Iowa State												
D.31	Providence												
J.3	South Dakota State												
J.8	at Brigham Young*												
J.15	at UNLV*												
J.22	Wyoming*												
J.24	Colorado State*												
J.29	at Air Force*												
J.31	at New Mexico*												
F.5	Utah*												
F.7	Brigham Young*												
F.12	UNLV*												
F.19	at Colorado State*												
F.21	at Wyoming*												
F.26	New Mexico*												
F.28	Air Force*												
M.5	at Utah*												
M.10-12	at Mountain West Conference Championships												

► Heath Career Statistics

Year	G-GS	Min.-Avg.	FG-FGA	Pct.	3P-3PA	Pct.	FT-FTA	Pct.	OR	DR	Reb	Avg.	PF-D	AT	TO	BS	ST	Pts Avg.
03-04	30-26	897-29.9	144-368	.391	48-160	.300	77-110	.700	23	57	80	2.7	58-0	53	66	0	41	413 13.8
04-05	9-9	287-31.9	47-118	.398	18-47	.383	36-41	.878	8	25	33	3.7	21-1	34	34	1	20	148 16.4
Totals	39-35	1,184-30.4	191-486	.393	66-207	.319	113-151	.748	31	82	113	2.9	79-1	87	100	1	61	561 14.4

Season/Career Highs

Points	
Season	
Career	17 at BYU, 2-9-04
Rebounds	
Season	1 vs. UCSB, 11-19-04
Career	10 vs. UCSD, 12-6-03 10 vs. IPFW, 1-2-02
Assists	
Season	1 vs. UCSB, 11-19-04
Career	6 vs. Portland, 12-31-03
Field Goals	
Season	
Career	6 at BYU, 2-9-04 6 at Utah, 2-7-04 6 vs. IPFW, 1-2-02
Field Goals Attempted	
Season	4 vs. UCSB, 11-19-04
Career	13 vs. BYU, 1-12-04 13 vs. Dayton, 11-25-03
Three-Point Field Goals	
Season	
Career	3 at Utah, 2-7-04
Three-Point Field Goals Attempted	
Season	1 vs. UCSB, 11-19-04
Career	4 at BYU, 2-9-04 4 at Utah, 2-7-04 4 vs. BYU, 1-12-04
Free Throws	
Season	
Career	4 - four times
Free Throws Attempted	
Season	
Career	8 vs. UCSD, 12-6-03
Steals	
Season	
Career	3 - six times
Blocked Shots	
Season	
Career	4 vs. New Mexico, 2-28-02
Minutes Played	
Season	29 vs. UCSB, 11-19-04
Career	40 at CSU, 1-24-04

3 • Chris Walton

Forward • 6-8 • 234 • Senior • San Diego, Calif. (Univ. of San Diego High)



Has not practiced since Nov. 20th due to a lingering groin strain/hip flexor injury... MRI and x-rays were negative and the senior was planning to visit a specialist on the East Coast... Recently, the injury has been responding to treatment and he now hopes to be able to start practicing again in the coming weeks... When he missed the Nov. 22 game against Monmouth, it snapped Walton's streaks of 31 consecutive games played and team-high 18 consecutive games started... The UC Santa Barbara game (11-19-04) marked just the second time in his last 31 games that he was held scoreless... Ranks among the school's career leaders in games played (17th), minutes played (20th), blocked shots (21st) and assists (26th)... Walton has played in 49 Aztec victories, that is the highest total among active players and the 14th highest all-time since the statistic has been kept beginning with the 1975-76 season... Organized his third annual drive to benefit AIDS patients in the San Diego area in conjunction with the San Diego SLAM (12-11-04).

Trends: San Diego State has won eight straight games and was 5-0 last season when Walton attempted at least four free throws.

2004-05 Game-By-Game Statistics

Date	Opponent	S	MP	FG-FGA	3FG-FGA	FT-FTA	REB	PF	A	TO	BK	S	TP
N.19	UC Santa Barbara	S	29	0-4	0-1	0-0	1	4	1	4	0	0	0
N.22	Monmouth			DNP - Injured									
N.27	UC San Diego			DNP - Injured									
D.1	San Diego			DNP - Injured									
D.4	at UC Santa Barbara			DNP - Injured									
D.7	at Washington			DNP - Injured									
D.11	California			DNP - Injured									
D.14	Saint Mary's			DNP - Injured									
D.18	at Loyola Marymount			DNP - Injured									
D.21	Cal State Fullerton												
D.28	at Iowa State												
D.31	Providence												
J.3	South Dakota State												
J.8	at Brigham Young*												
J.15	at UNLV*												
J.22	Wyoming*												
J.24	Colorado State*												
J.29	at Air Force*												
J.31	at New Mexico*												
F.5	Utah*												
F.7	Brigham Young*												
F.12	UNLV*												
F.19	at Colorado State*												
F.21	at Wyoming*												
F.26	New Mexico*												
F.28	Air Force*												
M.5	at Utah*												
M.10-12	at Mountain West Conference Championships												

► Walton Career Statistics

Year	G-GS	Min.-Avg.	FG-FGA	Pct.	3P-3PA	Pct.	FT-FTA	Pct.	OR	DR	Reb	Avg.	PF-D	AT	TO	BS	ST	Pts.	Avg.
00-01	28-0	443-15.8	34-72	.472	1-9	.111	23-33	.697	20	51	71	2.5	54-0	35	47	4	8	92	3.3
01-02	33-3	456-13.8	38-91	.418	0-6	.000	16-27	.593	33	69	102	3.1	69-2	31	22	13	17	92	2.8
03-04	30-29	895-29.8	101-245	.412	23-66	.348	37-58	.638	39	109	148	4.9	91-3	69	66	13	33	262	8.7
04-05	1-1	29-29.0	0-4	.000	0-1	.000	0-0	.000	1	0	1	1.0	4-0	1	4	0	0	0	0.0
Totals	92-33	1,817-19.8	173-412	.420	24-82	.293	76-118	.644	93	229	322	3.5	218-5	136	139	30	58	446	4.8

Season/Career Highs

Points
 Season 3 vs. Saint Mary's, 12-14-04
 Career 11 vs. FAU, 12-28-02
 11 at Oregon State, 2-2-01

Rebounds
 Season 3 vs. California, 12-11-04
 Career 7 vs. Utah, 1-18-03

Assists
 Season 1 vs. California, 12-11-04
 1 at UCSB, 12-4-04
 Career 3 vs. Wash. State, 2-10-01

Field Goals
 Season 1 vs. Saint Mary's, 12-14-04
 Career 4 vs. FAU, 12-28-02
 4 at Oregon State, 2-2-01

Field Goals Attempted
 Season 3 vs. California, 12-11-04
 Career 11 vs. Colorado St., 2-1-03

Three-Point Field Goals
 Season 1 vs. Saint Mary's, 12-14-04
 Career 3 at Oregon State, 2-2-01

Three-Point Field Goals Attempted
 Season 2 vs. California, 12-11-04
 Career 7 vs. Colorado St., 2-1-03

Free Throws
 Season
 Career 4 vs. Saint Mary's, 12-2-00

Free Throws Attempted
 Season
 Career 4 vs. Hawai'i, 12-14-02
 4 vs. Saint Mary's, 12-2-00

Steals
 Season 2 vs. California, 12-11-04
 Career 2 vs. California, 12-11-04
 2 vs. Texas Tech, 1-6-03

Blocked Shots
 Season 1 vs. California, 12-11-04
 Career 2 vs. Chaminade, 11-20-00

Minutes Played
 Season 15 vs. California, 12-11-04
 Career 35 vs. Utah, 1-18-03

5 • Travis Hanour

Guard • 6-6 • 202 • Senior • Laguna Beach, Calif.

(Laguna Beach High/Univ. of Arizona)



Has overcome chronic tendinitis and endured two knee surgeries to come back and contribute this season... Seen action in three of the last five games and played in consecutive games (vs. California on 12-11-04 and vs. Saint Mary's on 12-14-04)... Played three minutes in the Dec. 4th game at UC Santa Barbara to mark his first regular-season action since March 1, 2003... Missed 39 straight SDSU games due to injury... Played 15 minutes against California (12-11-04) to mark his most minutes since playing 26 vs. Colorado State on Feb. 1, 1003... The Aztecs played 43 games since he last scored (two points vs. New Mexico, Feb. 24, 2003) prior to hitting a three-point field goal against Saint Mary's (12-14-04)... Has contributed with three points, two assists, two steals and a blocked shot in 22 minutes of action this season... Current practice plan has him on the court every other day in an attempt to help his knees.

2004-05 Game-By-Game Statistics

Date	Opponent	S	MP	FG-FGA	3FG-FGA	FT-FTA	REB	PF	A	TO	BK	S	TP
N.19	UC Santa Barbara			DNP - Injured									
N.22	Monmouth			DNP - Injured									
N.27	UC San Diego			DNP - Injured									
D.1	San Diego			DNP - Injured									
D.4	at UC Santa Barbara	3		0-0	0-0	0-0	0	1	1	0	0	0	0
D.7	at Washington			DNP - Injured									
D.11	California	15		0-3	0-2	0-0	3	2	1	1	1	2	0
D.14	Saint Mary's	4		1-1	1-1	0-0	0	0	0	2	0	0	3
D.18	at Loyola Marymount			DNP - Coach's Decision									
D.21	Cal State Fullerton												
D.28	at Iowa State												
D.31	Providence												
J.3	South Dakota State												
J.8	at Brigham Young*												
J.15	at UNLV*												
J.22	Wyoming*												
J.24	Colorado State*												
J.29	at Air Force*												
J.31	at New Mexico*												
F.5	Utah*												
F.7	Brigham Young*												
F.12	UNLV*												
F.19	at Colorado State*												
F.21	at Wyoming*												
F.26	New Mexico*												
F.28	Air Force*												
M.5	at Utah*												
M.10-12	at Mountain West Conference Championships												

► Hanour Career Statistics

* - At Arizona

Year	G-GS	Min.-Avg.	FG-FGA	Pct.	3P-3PA	Pct.	FT-FTA	Pct.	OR	DR	Reb	Avg.	PF-D	AT	TO	BS	ST	Pts.	Avg.
00-01*	20-0	175-8.8	19-56	.339	5-27	.185	18-20	.900	5	23	28	1.4	9-0	12	17	3	5	61	3.1
02-03	18-8	278-15.4	18-62	.290	11-38	.289	9-14	.643	14	41	55	3.1	27-0	18	17	6	4	56	3.1
03-04	Did Not Play - Injured																		
04-05	3-0	22-7.3	1-4	.250	1-3	.333	0-0	.000	0	3	3	1.0	3-0	2	3	1	2	3	1.0
Totals	41-8	475-11.6	38-122	.311	17-68	.250	27-34	.794	19	67	86	2.1	39-0	32	37	10	11	120	2.9

Season/Career HighsPoints
CareerRebounds
CareerAssists
CareerField Goals
CareerField Goals Attempted
Career 1 vs. UCSD, 11-27-04Three-Point Field Goals
CareerThree-Point Field Goals
Attempted
Career 1 vs. UCSD, 11-27-04Free Throws
CareerFree Throws Attempted
CareerSteals
CareerBlocked Shots
CareerMinutes Played
Career 3 vs. UCSD, 11-27-04

10 • Shawn Weinstein

Guard • 6-0 • 180 • Freshman • Rancho Palos Verdes, Calif. (Peninsula High)



Redshirt freshman that saw action in consecutive games against UC San Diego (11-27-04) and San Diego (12-1-04).

2004-05 Game-By-Game Statistics

Date	Opponent	S	MP	FG-FGA	3FG-FGA	FT-FTA	REB	PF	A	TO	BK	S	TP
N.19	UC Santa Barbara			DNP - Coach's Decision									
N.22	Monmouth			DNP - Coach's Decision									
N.27	UC San Diego		3	0-1	0-1	0-0	0	0	0	1	0	0	0
D.1	San Diego		1	0-0	0-0	0-0	0	0	0	0	0	0	0
D.4	at UC Santa Barbara			DNP - Did Not Travel									
D.7	at Washington			DNP - Did Not Travel									
D.11	California			DNP - Coach's Decision									
D.14	Saint Mary's			DNP - Coach's Decision									
D.18	at Loyola Marymount			DNP - Did Not Travel									
D.21	Cal State Fullerton												
D.28	at Iowa State												
D.31	Providence												
J.3	South Dakota State												
J.8	at Brigham Young*												
J.15	at UNLV*												
J.22	Wyoming*												
J.24	Colorado State*												
J.29	at Air Force*												
J.31	at New Mexico*												
F.5	Utah*												
F.7	Brigham Young*												
F.12	UNLV*												
F.19	at Colorado State*												
F.21	at Wyoming*												
F.26	New Mexico*												
F.28	Air Force*												
M.5	at Utah*												
M.10-12	at Mountain West Conference Championships												

► Weinstein Career Statistics

Year	G-GS	Min.-Avg.	FG-FGA	Pct.	3P-3PA	Pct.	FT-FTA	Pct.	OR	DR	Reb	Avg.	PF-D	AT	TO	BS	ST	Pts. Avg.
04-05	2-0	4-2.0	0-1	.000	0-1	.000	0-0	.000	0	0	0	0.0	0	0	1	0	0	0

Season/Career Highs**Points**

Career 3 at UCSB, 12-4-04
3 vs. UCSD, 11-27-04

Rebounds

Career 3 at LMU, 12-18-04

Assists

Career 4 vs. UCSD, 11-27-04

Field Goals

Career 1 at LMU, 12-18-04
1 at UCSB, 12-4-04
1 vs. UCSD, 11-27-04

Field Goals Attempted

Career 2 at LMU, 12-18-04
2 at Washington, 12-7-04
2 at UCSB, 12-4-04
2 vs. UCSD, 11-27-04

Three-Point Field Goals

Career 1 at LMU, 12-18-04
1 at UCSB, 12-4-04
1 vs. UCSD, 11-27-04

Three-Point Field Goals Attempted

Career 2 at UCSB, 12-4-04

Free Throws

Career 1 at LMU, 12-18-04
1 vs. Monmouth, 11-22-04

Free Throws Attempted

Career 2 at LMU, 12-18-04
2 vs. Monmouth, 11-22-04

Steals

Career 1 at LMU, 12-18-04
1 at Washington, 12-7-04
1 vs. San Diego, 12-1-04

Blocked Shots

Career

Minutes Played

Career 20 at Washington, 12-7-04

11 • Tyler Smith

Guard • 6-2 • 208 • Freshman • San Clemente, Calif. (Santa Margarita Catholic High)



Walk-on guard has become an important fixture for the Aztecs... Played in eight of the nine games this season and his 95 minutes played are the eighth highest total on the team... With nine assists and seven turnovers, he joins Chris Manker and Matt Thomas as the only Aztec players with more assists than turnovers... Has logged double-digit minutes five times this season... Handed out four assists, picked up two rebounds and hit his first career three-pointer in just 18 minutes of action against UC San Diego (11-27-04)... Scored his first points as an Aztec in the win over Monmouth (11-22-04)... Has at least one assist in five of the eight games he has played in.

Trends: San Diego State is 3-1 when he scores a point.

2004-05 Game-By-Game Statistics

Date	Opponent	S	MP	FG-FGA	3FG-FGA	FT-FTA	REB	PF	A	TO	BK	S	TP
N.19	UC Santa Barbara	1	0-0	0-0	0-0	0	0	0	0	0	0	0	0
N.22	Monmouth	17	0-1	0-1	1-2	2	2	1	0	0	0	0	1
N.27	UC San Diego	18	1-2	1-1	0-0	2	3	4	0	0	0	0	3
D.1	San Diego	6	0-1	0-1	0-0	2	0	2	2	0	1	0	0
D.4	at UC Santa Barbara	11	1-2	1-2	0-0	0	2	0	3	0	0	0	3
D.7	at Washington	20	0-2	0-1	0-0	1	2	1	2	0	1	0	1
D.11	California	DNP - Coach's Decision											
D.14	Saint Mary's	4	0-1	0-1	0-0	0	1	1	0	0	0	0	0
D.18	at Loyola Marymount	18	1-2	1-1	1-2	3	1	0	0	0	0	1	4
D.21	Cal State Fullerton												
D.28	at Iowa State												
D.31	Providence												
J.3	South Dakota State												
J.8	at Brigham Young*												
J.15	at UNLV*												
J.22	Wyoming*												
J.24	Colorado State*												
J.29	at Air Force*												
J.31	at New Mexico*												
F.5	Utah*												
F.7	Brigham Young*												
F.12	UNLV*												
F.19	at Colorado State*												
F.21	at Wyoming*												
F.26	New Mexico*												
F.28	Air Force*												
M.5	at Utah*												
M.10-12	at Mountain West Conference Championships												

► Smith Career Statistics

Year	G-GS	Min.-Avg.	FG-FGA	Pct.	3P-3PA	Pct.	FT-FTA	Pct.	OR	DR	Reb	Avg.	PF-D	AT	TO	BS	ST	Pts. Avg.	
04-05	8-0	95-11.9	3-11	.273	3-8	.375	2-4	.500	2	8	10	1.3	11-0	9	7	0	3	11	1.4

Season/Career Highs**Points**

Season 15 at UCSB, 12-4-04
 Career 15 at UCSB, 12-4-04

Rebounds

Season 3 at LMU, 12-18-04
 3 vs. California, 12-11-04
 3 vs. UCSB, 11-19-04
 Career 5 vs. UCSD, 12-2-02

Assists

Season 2 at Saint Mary's, 12-14-04
 2 at Washington, 12-7-04
 2 vs. UCSB, 11-19-04
 2 vs. UCSD, 11-19-04
 Career 4 at Arizona, 12-22-03

Field Goals

Season 6 at UCSB, 12-4-04
 Career 6 at UCSB, 12-4-04

Field Goals Attempted

Season 8 at UCSB, 12-4-04
 8 vs. San Diego, 12-1-04
 8 vs. UCSB, 11-19-04
 Career 8 at UCSB, 12-4-04
 8 vs. San Diego, 12-1-04
 8 vs. UCSB, 11-19-04

Three-Point Field Goals

Season 3 at UCSB, 12-4-04
 3 vs. San Diego, 12-1-04
 3 vs. UCSD, 11-27-04
 Career 3 at UCSB, 12-4-04
 3 vs. San Diego, 12-1-04
 3 vs. UCSD, 11-27-04
 3 vs. Cal Poly, 12-18-03

Three-Point Field Goals Attempted

Season 7 vs. San Diego, 12-1-04
 Career 7 vs. San Diego, 12-1-04

Free Throws

Season 2 - three times
 Career 3 vs. EWU, 12-20-03

Free Throws Attempted

Season 2 - three times
 Career 4 vs. EWU, 12-20-03

Steals

Season 3 vs. UCSD, 11-27-04
 Career 3 vs. UCSD, 11-27-04
 3 vs. Cal Poly, 12-18-03

Blocked Shots


Career none

Minutes Played

Season 40 vs. UCSB, 11-19-04

15 • John Sharper

Guard • 6-0 • 195 • Junior • Oakland, Calif. (St. Mary's High)



MWC Rankings (as of 12/19): 1st in free throw percentage, 8th in three-point field goal percentage, 10th in three-point field goals made, 12th in steals

Originally a walk-on, he has developed into a staple in the Aztec starting line-up and one of the top three-point shooters in school history... Has started all nine games this season and has started 14 games in his career... For his career, has connected on 60-of-143 attempts from behind the arc, for a 42.0 percent success rate... That is second all-time trailing Tony Ross (45.8 percent) and ahead of Al Faux (41.1 percent)... Ranks 11th in school history with 60 career treys despite ranking 18th in school history in attempts (143)... Has 17 career multiple trey games, including five this season... Made at least two three-point field goals in a personal best five straight games to open the season (broken at Washington (12-7-04))... Connected on 16-of-36 attempts from three-point range this season (44.4 percent)... Made 11-of-19 (57.9 percent) from bonus distance during a four-game stretch earlier this season (Monmouth, UCSD, San Diego and at UCSB)... The two highest scoring games of his career came in consecutive outings against San Diego (13 points) and at UC Santa Barbara (15 points)... Scored in 10 consecutive games dating back to last season, second longest scoring streak of his career (had an 11-game scoring streak during his freshman campaign)... Has 51 turnovers in 1,022 career minutes for an average of one miscue every 20.0 minutes... Has 20 turnovers this season, although nine have come in two games - UC Santa Barbara (11-19-04) and at Washington (12-7-04)... In the other seven games this season he is averaging one turnover every 19.0 minutes... Is 6-for-6 from the free-throw line this season and has made 12 straight dating back to a miss vs. New Mexico (2-2-04).

Trends: San Diego State is 4-1 this season and 11-5 since the beginning of the 2003-04 season when Sharper connects on multiple three-point field goals... Aztecs are 4-2 this season when he has two turnovers or less in a game.

2004-05 Game-By-Game Statistics

Date	Opponent	S	MP	FG-FGA	3FG-FGA	FT-FTA	REB	PF	A	TO	BK	S	TP
N.19	UC Santa Barbara	S	40	3-8	2-6	0-0	3	0	2	4	0	0	8
N.22	Monmouth	S	17	2-3	2-3	0-0	0	2	1	0	0	1	6
N.27	UC San Diego	S	27	3-6	3-4	0-0	1	0	2	2	0	3	9
D.1	San Diego	S	33	4-8	3-7	2-2	1	0	1	1	0	2	13
D.4	at UC Santa Barbara	S	33	6-8	3-5	0-0	1	1	1	2	0	1	15
D.7	at Washington	S	17	0-3	0-1	2-2	0	1	2	5	0	0	2
D.11	California	S	33	2-6	1-3	2-2	3	3	1	1	0	1	7
D.14	Saint Mary's	S	35	1-6	1-4	0-0	2	3	2	2	0	1	3
D.18	at Loyola Marymount	S	31	1-4	1-3	0-0	3	0	1	3	0	1	3
D.21	Cal State Fullerton												
D.28	at Iowa State												
D.31	Providence												
J.3	South Dakota State												
J.8	at Brigham Young*												
J.15	at UNLV*												
J.22	Wyoming*												
J.24	Colorado State*												
J.29	at Air Force*												
J.31	at New Mexico*												
F.5	Utah*												
F.7	Brigham Young*												
F.12	UNLV*												
F.19	at Colorado State*												
F.21	at Wyoming*												
F.26	New Mexico*												
F.28	Air Force*												
M.5	at Utah*												
M.10-12	at Mountain West Conference Championships												

► Sharper Career Statistics

Year	G-GS	Min.-Avg.	FG-FGA	Pct.	3P-3PA	Pct.	FT-FTA	Pct.	OR	DR	Reb	Avg.	PF-D	AT	TO	BS	ST	Pts.	Avg.
02-03	28-0	236-8.4	16-38	.421	14-32	.438	6-10	.600	5	18	23	0.8	21-0	16	12	0	8	52	1.9
03-04	28-5	511-18.2	37-96	.385	30-75	.400	12-16	.750	5	20	25	0.9	44-2	24	18	0	25	116	4.1
04-05	9-9	266-29.6	22-52	.423	16-36	.444	6-6	1.000	3	11	14	1.6	10-0	13	20	0	10	66	7.3
Totals	66-14	1,022-15.5	76-187	.406	60-143	.420	26-34	.765	13	51	64	1.0	77-2	55	51	0	44	238	3.6

Season/Career Highs**Points**

Season 10 at LMU, 12-18-04
 Career 10 at LMU, 12-18-04

Rebounds

Season 3 vs. Saint Mary's, 12-14-04
 3 at UCSB, 12-4-04
 3 vs. Monmouth, 11-22-04
 Career 4 at UNM, 2-28-04
 4 at Saint Mary's, 1-7-04
 4 vs. Cal Poly, 12-18-03

Assists

Season 1 at UCSB, 12-4-04
 Career 1 - four times

Field Goals

Season 4 vs. UCSD, 11-27-04
 Career 4 vs. UCSD, 11-27-04
 4 at UNM, 2-28-04

Field Goals Attempted

Season 5 vs. UCSD, 11-27-04
 Career 6 at UNM, 2-28-04

Three-Point Field Goals

Season
 Career

Three-Point Field Goals Attempted

Season
 Career

Free Throws

Season 4 at LMU, 12-18-04
 Career 4 at LMU, 12-18-04

Free Throws Attempted

Season 5 at LMU, 12-18-04
 Career 5 at LMU, 12-18-04

Steals

Season 1 vs. California, 12-11-04
 1 vs. Monmouth, 11-22-04
 Career 1 - eight times

Blocked Shots


Season 1 at UCSB, 12-4-04
 Career 2 at Colorado St., 3-3-03

Minutes Played

Season 19 at UCSB, 12-4-04
 Career 19 at UCSB, 12-4-04
 19 vs. UCSD, 12-2-02

20 • Trimaine Davis

Forward • 6-8 • 233 • Junior • West Pittsburg, Calif. (West Pittsburg High)



Made his first career start in his 50th career game on Saturday at Loyola Marymount (12-18-04)... Scored a career high with 10 points and added two rebounds in 13 minutes of action... Brings incredibly high energy on the court for San Diego State... Has taken over the responsibility of team captain for SDSU while Chris Walton has been sidelined... One of eight players to see action in all nine games this season... Has played 10 or more minutes six times this season after doing so just twice in the Aztecs' previous 42 games prior to this season... Played 10 or more minutes in three straight games... Connected on 15-of-24 attempts (62.5 percent) from the field this season and 42-of-73 (57.5 percent) in his career... Made 19 of his last 30 attempts from the field dating back to last season... Scored in four consecutive games earlier this season for the first time in his career... Season averages prorated over 40 minutes are rather impressive: 13.5 points and 6.9 rebounds.

Trends: San Diego State is 4-3 this season when he scores.

2004-05 Game-By-Game Statistics

Date	Opponent	S	MP	FG-FGA	3FG-FGA	FT-FTA	REB	PF	A	TO	BK	S	TP
N.19	UC Santa Barbara		2	0-0	0-0	0-0	1	0	0	0	0	0	0
N.22	Monmouth		16	1-3	0-0	0-0	3	3	0	0	0	1	2
N.27	UC San Diego		14	4-5	0-0	0-0	2	4	0	1	0	0	8
D.1	San Diego		6	1-1	0-0	0-0	2	0	0	0	0	0	2
D.4	at UC Santa Barbara		19	2-3	0-0	0-2	3	0	1	0	1	0	4
D.7	at Washington		9	0-1	0-0	0-0	1	0	0	0	0	0	0
D.11	California		15	2-2	0-0	0-1	1	2	0	0	0	1	4
D.14	Saint Mary's		10	2-5	0-0	1-2	3	3	0	0	0	0	5
D.18	at Loyola Marymount	S	13	3-4	0-0	4-5	2	1	0	0	0	0	10
D.21	Cal State Fullerton												
D.28	at Iowa State												
D.31	Providence												
J.3	South Dakota State												
J.8	at Brigham Young*												
J.15	at UNLV*												
J.22	Wyoming*												
J.24	Colorado State*												
J.29	at Air Force*												
J.31	at New Mexico*												
F.5	Utah*												
F.7	Brigham Young*												
F.12	UNLV*												
F.19	at Colorado State*												
F.21	at Wyoming*												
F.26	New Mexico*												
F.28	Air Force*												
M.5	at Utah*												
M.10-12	at Mountain West Conference Championships												

► Davis Career Statistics

Year	G-GS	Min.-Avg.	FG-FGA	Pct.	3P-3PA	Pct.	FT-FTA	Pct.	OR	DR	Reb	Avg.	PF-D	AT	TO	BS	ST	Pts.	Avg.
02-03	24-0	166-6.9	16-26	.615	0-0	.000	3-7	.429	4	22	26	1.1	36-2	1	6	2	5	35	1.5
03-04	17-0	89-5.2	11-23	.478	0-0	.000	4-6	.667	9	8	17	1.0	15-0	2	3	4	1	26	1.5
04-05	9-1	104-11.6	15-24	.625	0-0	.000	5-10	.500	9	9	18	2.0	13-0	1	1	1	2	35	3.9
Totals	50-1	359-7.2	42-73	.575	0-0	.000	12-23	.522	22	39	61	1.2	64-2	4	10	7	8	96	1.9

Season/Career Highs

Points
Career 14 at Washington, 12-7-04

Rebounds
Career 7 vs. Saint Mary's, 12-14-04

Assists
Career 6 vs. Monmouth, 11-22-04

Field Goals
Career 5 at Washington, 12-7-04

Field Goals Attempted
Career 11 at Washington, 12-7-04

Three-Point Field Goals
Career 1 vs. UCSD, 11-22-04
1 vs. Monmouth, 11-22-04

Three-Point Field Goals Attempted
Career 3 vs. Monmouth, 11-22-04

Free Throws
Career 4 vs. Saint Mary's, 12-14-04
4 at Washington, 12-7-04

Free Throws Attempted
Career 5 vs. Saint Mary's, 12-14-04
5 vs. Monmouth, 11-22-04

Steals
Career 3 at Washington, 12-7-04
3 vs. UCSD, 11-27-04

Blocked Shots
Career

Minutes Played
Career 32 vs. Saint Mary's, 12-14-04

21 • Matt Thomas

Guard • 6-3 • 191 • Freshman • Riverside, Calif. (Martin Luther King High)



MWC Rankings (as of 12/19): 9th in steals

One of eight players to play in all nine games, he has started the last two games... Made his first career start and played a career-high 32 minutes against Saint Mary's (12-14-04)... Only freshman to play in every game of the season... Had a string of 10 consecutive free throws mad broken against Saint Mary's (12-14-04) but has made 15-of-19 after making just 3-of-9 to open the season... His 19 assists this season are second on the team, despite averaging 21.8 minutes per game, fifth highest total on the squad... 11 steals ranks third on the team... With 19 assists and 17 turnovers he joins Chris Manker and Tyler Smith as the only Aztec players with more assists than turnovers... Posted a career-best 14 points at Washington (12-7-04)... Has 37 points, 16 rebounds and eight steals in last four games (106 minutes)... Had a string of at least one assist in seven games broken against Saint Mary's (12-14-04)... Has recorded a rebound in all nine games including a career-high seven boards against Saint Mary's (12-14-04) and has 11 rebounds in the last two games.

Trends: The Aztecs are 3-2 when he has more assists than turnovers.

2004-05 Game-By-Game Statistics

Date	Opponent	S	MP	FG-FGA	3FG-FGA	FT-FTA	REB	PF	A	TO	BK	S	TP
N.19	UC Santa Barbara		6	1-2	0-0	0-0	1	1	1	0	0	0	2
N.22	Monmouth		27	3-8	1-3	1-5	5	0	6	3	0	0	8
N.27	UC San Diego		24	2-3	1-1	2-2	4	1	2	1	0	3	7
D.1	San Diego		17	2-7	0-1	0-2	5	1	1	3	0	0	4
D.4	at UC Santa Barbara		16	0-3	0-0	2-4	2	0	3	2	0	0	2
D.7	at Washington		27	5-11	0-1	4-4	3	2	3	4	0	3	14
D.11	California		16	2-5	0-1	2-2	2	3	1	2	0	2	6
D.14	Saint Mary's	S	32	3-10	0-2	4-5	7	2	0	1	0	1	10
D.18	at Loyola Marymount	S	31	2-5	0-0	3-4	4	2	2	1	0	2	7
D.21	Cal State Fullerton												
D.28	at Iowa State												
D.31	Providence												
J.3	South Dakota State												
J.8	at Brigham Young*												
J.15	at UNLV*												
J.22	Wyoming*												
J.24	Colorado State*												
J.29	at Air Force*												
J.31	at New Mexico*												
F.5	Utah*												
F.7	Brigham Young*												
F.12	UNLV*												
F.19	at Colorado State*												
F.21	at Wyoming*												
F.26	New Mexico*												
F.28	Air Force*												
M.5	at Utah*												
M.10-12	at Mountain West Conference Championships												

► Thomas Career Statistics

Year	G-GS	Min.-Avg.	FG-FGA	Pct.	3P-3PA	Pct.	FT-FTA	Pct.	OR	DR	Reb	Avg.	PF-D	AT	TO	BS	ST	Pts. Avg.
04-05	9-2	196-21.8	20-54	.370	2-9	.222	18-28	.643	14	19	33	3.7	12-0	19	17	0	11	60 6.7

Season/Career Highs

Points	Career 6 vs. UCSD, 11-27-04
Rebounds	Career
Assists	Career
Field Goals	Career 2 vs. UCSD, 11-27-04
Field Goals Attempted	Career 2 vs. UCSD, 11-27-04
Three-Point Field Goals	Career
Three-Point Field Goals Attempted	Career
Free Throws	Career 2 vs. UCSD, 11-27-04
Free Throws Attempted	Career 4 vs. UCSD, 11-27-04
Steals	Career
Blocked Shots	Career
Minutes Played	Career 4 vs. UCSD, 11-27-04

31 • Jared Ines

Forward • 6-7 • 234 • Senior • Modesto, Calif. (Ceres High/Ohlone College)



Senior walk-on player entering his second season with the program... Played in five games and has made the most of his opportunities... In just nine minutes, he has scored eight points... Had career-best six points in four minutes against UC San Diego (11-27-04)... Also had two points at Washington (12-7-04).

2004-05 Game-By-Game Statistics

Date	Opponent	S	MP	FG-FGA	3FG-FGA	FT-FTA	REB	PF	A	TO	BK	S	TP
N.19	UC Santa Barbara		1	0-0	0-0	0-0	0	0	0	0	0	0	0
N.22	Monmouth		DNP - Coach's Decision										
N.27	UC San Diego		4	2-2	0-0	2-4	0	0	0	0	0	0	6
D.1	San Diego		1	0-0	0-0	0-0	0	0	0	0	0	0	0
D.4	at UC Santa Barbara		2	0-0	0-0	0-2	0	0	0	0	0	0	0
D.7	at Washington		1	1-1	0-0	0-0	0	0	0	0	0	0	2
D.11	California		DNP - Coach's Decision										
D.14	Saint Mary's		DNP - Coach's Decision										
D.18	at Loyola Marymount		DNP - Coach's Decision										
D.21	Cal State Fullerton												
D.28	at Iowa State												
D.31	Providence												
J.3	South Dakota State												
J.8	at Brigham Young*												
J.15	at UNLV*												
J.22	Wyoming*												
J.24	Colorado State*												
J.29	at Air Force*												
J.31	at New Mexico*												
F.5	Utah*												
F.7	Brigham Young*												
F.12	UNLV*												
F.19	at Colorado State*												
F.21	at Wyoming*												
F.26	New Mexico*												
F.28	Air Force*												
M.5	at Utah*												
M.10-12	at Mountain West Conference Championships												

► Ines Career Statistics

Year	G-GS	Min.-Avg.	FG-FGA	Pct.	3P-3PA	Pct.	FT-FTA	Pct.	OR	DR	Reb	Avg.	PF-D	AT	TO	BS	ST	Pts. Avg.
04-05	5-0	9-1.8	3-3	100.0	0-0	.000	2-6	.333	0	0	0	0.0	0-0	0	0	0	0	8 1.6

Season/Career Highs

Points
 Season 23 vs. UCSD, 11-27-04
 Career 23 vs. UCSD, 11-27-04

Rebounds
 Season 8 vs. UCSB, 11-19-04
 Career 9 vs. UCSD, 12-6-03

Assists
 Season 3 vs. California, 12-11-04
 3 vs. UCSD, 11-27-04
 Career 3 vs. California, 12-11-04
 3 vs. UCSD, 11-27-04

Field Goals
 Season 9 vs. San Diego, 12-1-04
 9 vs. UCSD, 11-27-04
 Career 9 vs. San Diego, 12-1-04
 9 vs. UCSD, 11-27-04

Field Goals Attempted
 Season 13 vs. San Diego, 12-1-04
 13 vs. UCSD, 11-27-04
 13 vs. UCSB, 11-19-04
 Career 13 vs. San Diego, 12-1-04
 13 vs. UCSD, 11-27-04
 13 vs. UCSB, 11-19-04

Three-Point Field Goals
 Season 3 vs. San Diego, 12-1-04
 Career 4 at Wyoming, 1-26-04

Three-Point Field Goals Attempted
 Season 7 vs. San Diego, 12-1-04
 Career 8 vs. UCSD, 12-6-03
 8 vs. Wyoming, 12-16-00

Free Throws
 Season 5 vs. UCSD, 11-27-04
 Career 5 vs. UCSD, 11-27-04

Free Throws Attempted
 Season 5 vs. UCSD, 11-27-04
 Career 6 vs. IPFW, 12-30-02

Steals
 Season 3 vs. UCSB, 11-19-04
 Career 3 vs. UCSB, 11-19-04

Blocked Shots
 Season 3 vs. San Diego, 12-1-04
 Career 3 vs. San Diego, 12-1-04

Minutes Played
 Season 35 vs. UCSB, 11-19-04
 Career 35 vs. UCSB, 11-19-04

33 • Chris Manker

Center • 7-0 • 225 • Senior • West Des Moines, Iowa
 (Laguna Beach (Calif.) High/Oregon State University)



MWC Rankings (as of 12/19): 14th in offensive rebounding, 17th in scoring

One of the real surprises in the Mountain West Conference this season, he has already surpassed his scoring and assist total from all of last season... Possibly the most telling stat of his value is in his hockey plus-minus rating... When Manker is in the game, SDSU has outscored its opponents by 47 points in those 225 minutes... In the other 140 minutes he has not been on the floor, the Aztecs have been outscored by 23 points... Already has 28 two-point field goals this season after connecting on 17 all of last season and 52 in his first three seasons combined... Played in all nine games this season and has started six games... Started six games this season after starting five his first three seasons combined... Has four double-figure scoring games this season after posting three in his first three seasons combined... Made 13 of his last 14 free throws attempts... Had a string of 10 consecutive free throws made broken at LMU (12-18-04)... Current FTM streak is three... One of two players to record a point, rebound and an assist in each of the first seven games this season (Brandon Heath)... Set a then-career high with 17 points, and added eight rebounds and a career-high three steals against UC Santa Barbara (11-19-04)... Against UC San Diego (11-27-04), scored his current career-high of 23 points on 8-for-13 shooting, all from inside the arc, and added a career-best 5-for-5 performance from the charity stripe... Also set a new career-mark against UC San Diego (11-27-04) with three assists, which he matched against California (12-11-04).

Trends: San Diego State is 2-2 this season and 9-3 in Manker's career when he blocks a shot... Dating back to his days at Oregon State, Manker's teams are 12-4 when he blocks a shot... SDSU is 3-2 this season and 12-7 in his career when Manker shoots 50 percent or better from the field.

2004-05 Game-By-Game Statistics

Date	Opponent	S	MP	FG-FGA	3FG-FGA	FT-FTA	REB	PF	A	TO	BK	S	TP
N.19	UC Santa Barbara		35	7-13	2-6	1-4	8	2	2	1	0	3	17
N.22	Monmouth	S	21	3-6	1-3	2-3	2	1	1	2	0	0	9
N.27	UC San Diego	S	28	9-13	0-2	5-5	5	0	3	0	1	1	23
D.1	San Diego	S	32	9-13	3-7	1-1	6	1	2	2	3	1	22
D.4	at UC Santa Barbara	S	29	2-6	1-3	0-0	3	4	1	1	0	0	5
D.7	at Washington	S	20	3-9	2-5	0-0	1	4	1	3	1	0	8
D.11	California	S	23	0-6	0-4	2-2	1	1	3	1	0	1	2
D.14	Saint Mary's		12	2-4	0-2	2-2	2	0	1	1	0	1	6
D.18	at Loyola Marymount		25	3-9	1-3	3-4	3	0	0	0	1	1	10
D.21	Cal State Fullerton												
D.28	at Iowa State												
D.31	Providence												
J.3	South Dakota State												
J.8	at Brigham Young*												
J.15	at UNLV*												
J.22	Wyoming*												
J.24	Colorado State*												
J.29	at Air Force*												
J.31	at New Mexico*												
F.5	Utah*												
F.7	Brigham Young*												
F.12	UNLV*												
F.19	at Colorado State*												
F.21	at Wyoming*												
F.26	New Mexico*												
F.28	Air Force*												
M.5	at Utah*												
M.10-12	at Mountain West Conference Championships												

► Manker Career Statistics

* - At Oregon St.

Year	G-GS	Min.-Avg.	FG-FGA	Pct.	3P-3PA	Pct.	FT-FTA	Pct.	OR	DR	Reb	Avg.	PF-D	AT	TO	BS	ST	Pts.	Avg.
00-01*	21-3	252-12.0	12-42	.286	6-30	.200	3-5	.600	13	28	41	2.0	29-1	10	15	5	4	33	1.6
02-03	25-1	199-8.0	27-68	.397	16-45	.356	3-9	.333	11	19	30	1.2	24-0	4	16	5	3	73	3.0
03-04	29-1	293-10.1	37-98	.378	20-56	.357	6-14	.429	24	44	68	2.3	26-0	10	16	4	5	100	3.4
04-05	9-6	225-25.0	38-79	.481	10-35	.286	16-21	.762	15	16	31	3.4	13-0	14	11	6	8	102	11.3
Totals	84-11	969-11.5	114-287	.397	52-166	.313	28-49	.571	63	107	170	2.0	92-1	38	58	20	20	308	3.7

Season/Career Highs

Points
 Season 28 vs. UCSB, 11-19-04
 Career 28 vs. UCSB, 11-19-04

Rebounds
 Season 13 vs. UCSB, 11-19-04
 Career 15 vs. CSU, 2-23-04

Assists
 Season 3 vs. San Diego, 12-1-04
 3 vs. UCSD, 11-27-04
 Career 4 at Saint Mary's, 1-7-04

Field Goals
 Season 8 - four times
 Career 8 - five times

Field Goals Attempted
 Season 20 vs. California, 12-11-04
 Career 20 vs. California, 12-11-04

Three-Point Field Goals
 Season 3 at UCSB, 12-4-04
 Career 3 at UCSB, 12-4-04
 3 vs. LBSU, 11-21-03

Three-Point Field Goals Attempted
 Season 4 vs. California, 12-11-04
 4 at UCSB, 12-4-04
 Career 4 vs. California, 12-11-04
 4 at UCSB, 12-4-04

Free Throws
 Season 12 vs. UCSB, 11-19-04
 Career 12 vs. UCSB, 11-19-04

Free Throws Attempted
 Season 14 at LMU, 12-18-04
 14 vs. Saint Mary's, 12-14-04
 14 vs. Monmouth, 11-22-04
 14 vs. UCSB, 11-19-04
 Career 14 at LMU, 12-18-04
 14 vs. Saint Mary's, 12-14-04
 14 vs. Monmouth, 11-22-04
 14 vs. UCSB, 11-19-04

Steals
 Season 4 vs. UCSB, 11-19-04
 Career 5 at UNM, 2-28-04

Blocked Shots
 Season 3 vs. UCSD, 11-27-04
 Career 3 vs. UCSD, 11-27-04

Minutes Played
 Season 41 vs. UCSB, 11-19-04
 Career 41 vs. UCSB, 11-19-04

42 • Marcus Slaughter

Forward • 6-8 • 223 • Sophomore • Riverside, Calif. (J.W. North High)



National Rankings (as of 12/14): 17th in scoring
MWC Rankings (as of 12/19): 1st in scoring, 1st in offensive rebounding, 3rd in steals, 5th in rebounding, 6th in defensive rebounding, 6th in blocked shots, 13th in field goal percentage

Not only one of the top players in the Mountain West Conference, but the entire West Coast... Leads the MWC in scoring and ranked among the league's top 13 in seven different categories... Has scored in double figures in nine straight games (had not scored in double figures in three consecutive games prior to this streak) after scoring 10+ points in eight games all of last season... Has a MWC-high five 20-point scoring games this season... Had a streak of at least one three-point field goal in five straight games (broken against Saint Mary's (12-14-04))... Has seven or more rebounds in six straight games (averaging 8.7 rpg during that stretch)... Connected on five of his last 12 attempts from three-point range (41.7 percent)... Has two double-doubles this season and four in his career... Led the team in scoring six times this season and seven times in his career... Led team in rebounding seven times this season and 17 times in his career... Has nine double-figure scoring games this season and 17 in his career... Has two double-figure rebound games this season and six in his career... Started 26 consecutive games (last non-start was Dec. 31, 2003)... Has shot 14 free throws in a game four times this season... Attempting 9.33 free throws per game, which averaged out over a 28-game season would be 261 attempts... That figure would be 10 more than the school record set by Michael Cage in 1983-84... Already surpassed last season's free throw attempt total of 76.

Trends: San Diego State is 3-1 this season when Slaughter shoots better than 50 percent from the field.

2004-05 Game-By-Game Statistics

Date	Opponent	S	MP	FG-FGA	3FG-FGA	FT-FTA	REB	PF	A	TO	BK	S	TP
N.19	UC Santa Barbara	S	41	8-16	0-2	12-14	13	5	1	5	0	4	28
N.22	Monmouth	S	35	4-6	0-0	10-14	7	2	0	4	2	2	18
N.27	UC San Diego	S	30	7-11	1-3	5-7	4	0	3	0	3	2	20
D.1	San Diego	S	35	4-9	1-3	3-5	12	4	3	4	2	0	12
D.4	at UC Santa Barbara	S	33	8-13	3-4	5-5	7	4	1	3	0	0	24
D.7	at Washington	S	36	8-13	1-2	4-9	7	3	1	4	2	2	21
D.11	California	S	39	8-20	1-4	1-2	9	3	1	2	1	2	18
D.14	Saint Mary's	S	35	3-6	0-1	9-14	8	3	0	3	0	3	15
D.18	at Loyola Marymount	S	40	6-16	0-1	9-14	9	4	2	4	2	1	21
D.21	Cal State Fullerton												
D.28	at Iowa State												
D.31	Providence												
J.3	South Dakota State												
J.8	at Brigham Young*												
J.15	at UNLV*												
J.22	Wyoming*												
J.24	Colorado State*												
J.29	at Air Force*												
J.31	at New Mexico*												
F.5	Utah*												
F.7	Brigham Young*												
F.12	UNLV*												
F.19	at Colorado State*												
F.21	at Wyoming*												
F.26	New Mexico*												
F.28	Air Force*												
M.5	at Utah*												
M.10-12	at Mountain West Conference Championships												

► Slaughter Career Statistics

Year	G-GS	Min.-Avg.	FG-FGA	Pct.	3P-3PA	Pct.	FT-FTA	Pct.	OR	DR	Reb	Avg.	PF-D	AT	TO	BS	ST	Pts. Avg.
03-04	30-18	755-25.2	87-184	.473	8-24	.333	55-76	.724	84	120	204	6.8	67-2	22	36	17	34	237 7.9
04-05	9-9	324-36.0	56-110	.509	7-20	.350	58-84	.690	33	43	76	8.4	28-1	12	29	12	16	177 19.7
Totals	39-27	1,079-27.7	143-294	.486	15-44	.341	113-160	.706	117	163	280	7.2	95-3	34	65	29	50	414 10.6

Season/Career Highs

Points
Career 7 vs. Monmouth, 11-22-04

Rebounds
Career 8 vs. Monmouth, 11-22-04

Assists
Career 1 vs. Siant Mary's, 12-14-04
1 at UCSB, 12-4-04
1 vs. San Diego, 12-1-04

Field Goals
Career 3 vs. Monmouth, 11-22-04

Field Goals Attempted
Career 6 vs. Monmouth, 11-22-04

Three-Point Field Goals
Career

Three-Point Field Goals Attempted
Career

Free Throws
Career 1 vs. UCSD, 11-27-04
1 vs. Monmouth, 11-22-04

Free Throws Attempted
Career 2 vs. UCSD, 11-27-04

Steals
Career 3 at Washington, 12-7-04

Blocked Shots
Career 2 at Washington, 12-7-04

Minutes Played
Career 31 at Washington, 12-7-04

50 • Mohamed Camara

Center • 6-10 • 265 • Junior • Conakry, Guinea

(Moore (Ky.) High/Riverside (Calif.) College)



MWC Rankings (as of 12/17): 9th in offensive rebounding, 15th in rebounding

Had minor out-patient surgery on Thursday, December 16th which forced him to miss practice on Thursday and Friday and effected his playing time in Saturday's game at Loyola Marymount (12-18-04)... Had started the eight previous games... One of eight players to see action in all nine games this season... Averages 8.78 rebounds per 40 minutes... Has six steals in the last four games... Scored in four straight games and seven of his last eight contests.

Trends: San Diego State is 3-0 this season when he shoots 50 percent or better from the floor.

2004-05 Game-By-Game Statistics

Date	Opponent	S	MP	FG-FGA	3FG-FGA	FT-FTA	REB	PF	A	TO	BK	S	TP
N.19	UC Santa Barbara	S	14	0-0	0-0	0-0	5	2	0	0	1	0	0
N.22	Monmouth	S	23	3-6	0-0	1-1	8	2	0	1	0	0	7
N.27	UC San Diego	S	19	2-4	0-0	1-2	4	1	0	0	1	0	5
D.1	San Diego	S	31	2-2	0-0	0-0	5	3	1	1	1	2	4
D.4	at UC Santa Barbara	S	19	0-0	0-0	0-0	3	3	1	1	0	0	0
D.7	at Washington	S	31	1-3	0-0	0-0	7	1	0	0	2	3	2
D.11	California	S	26	3-9	0-0	0-0	7	1	0	2	0	1	6
D.14	Saint Mary's	S	21	1-4	0-0	0-2	1	5	1	2	0	2	2
D.18	at Loyola Marymount		3	0-0	0-0	1-2	1	0	0	0	0	0	1
D.21	Cal State Fullerton												
D.28	at Iowa State												
D.31	Providence												
J.3	South Dakota State												
J.8	at Brigham Young*												
J.15	at UNLV*												
J.22	Wyoming*												
J.24	Colorado State*												
J.29	at Air Force*												
J.31	at New Mexico*												
F.5	Utah*												
F.7	Brigham Young*												
F.12	UNLV*												
F.19	at Colorado State*												
F.21	at Wyoming*												
F.26	New Mexico*												
F.28	Air Force*												
M.5	at Utah*												
M.10-12	at Mountain West Conference Championships												

► Camara Career Statistics

Year	G-GS	Min.-Avg.	FG-FGA	Pct.	3P-3PA	Pct.	FT-FTA	Pct.	OR	DR	Reb	Avg.	PF-D	AT	TO	BS	ST	Pts.	Avg.
04-05	9-8	187-20.8	12-28	.429	0-0	.000	3-7	.429	19	22	41	4.6	18-1	3	7	5	8	27	3.0

Last Time It Happened

TEAM MISCELANEOUS

San Diego State played an overtime game	Nov. 19, 2004, vs. UC Santa Barbara - ot-L, 72-80
San Diego State won an overtime game	Mar. 19, 2003, vs. UC Santa Barbara - ot-W, 67-62
San Diego State played a double overtime game	Jan. 24, 2004, at Colorado State - 2ot - L, 82-92
San Diego State played a triple overtime game	Jan. 2, 2000, vs. Air Force - 3ot - L, 77-81
San Diego State played consecutive overtime games	Jan. 22 and 26, 2002, vs. Wyoming - ot-L, 85-88 and vs. UNLV - ot-L, 79-80
San Diego State won a game in the final seconds	Mar. 2, 2002, vs. Air Force, Al Faux jumper right wing (:02.6) - W, 49-47
San Diego State lost a game in the final seconds	Jan. 26, 2002, vs. UNLV, Louis Amundson made front end of two-shot foul (:02.4) - ot-L, 79-80

TEAM SCORING

San Diego State scored 100 or more points	Dec. 2, 1998, vs. Southern Cal College - W, 103-49
San Diego State scored 90 or more points	Dec. 18, 2003, vs. Cal Poly - W, 90-71
San Diego State scored 80 or more points	Dec. 1, 2004, vs. San Diego - W, 83-63
San Diego State scored less than 50 points	Mar. 1, 2004, at Air Force - L, 49-61
An opponent scored 100 or more points	Mar. 3, 2003, at Colorado State - L, 89-102
An opponent scored less than 50 points	Nov. 21, 2003, vs. Long Beach State - W, 74-44
San Diego State scored 50 or more points in a half	Nov. 27, 2004, vs. UC San Diego (51 in 2nd half) - W, 86-51
San Diego State scored 40 or more points in a half	Dec. 18, 2004, at Loyola Marymount (42 in 2nd half) - L, 68-72
San Diego State won by 40 or more points	Nov. 27, 2000, vs. UC San Diego - W, 98-53
San Diego State won by 30 or more points	Nov. 27, 2004, vs. UC San Diego - W, 86-51
San Diego State won by 20 or more points	Dec. 1, 2004, vs. San Diego - W, 83-63

INDIVIDUAL SCORING

SDSU player had 50 or more points	Feb. 20, 1986, Anthony Watson (54) vs. U.S. International - W, 138-93
SDSU player had 40 or more points	Feb. 20, 1986, Anthony Watson (54) vs. U.S. International - W, 138-93
SDSU player had 35 or more points	Feb. 10, 1990, Shawn Jamison (37) vs. U.S. International - W, 138-93
SDSU player had 30 or more points	Dec. 31, 2003, Aerick Sanders (34) vs. Portland - W, 67-61
SDSU player made 10 or more field goals in a game	Mar. 6, 2004, Aerick Sanders (10-19) vs. Utah - L, 53-66
SDSU player scored 20 or more points in a half	Nov. 19, 2004, Marcus Slaughter (20 in 2nd half) vs. UC Santa Barbara - ot-L, 72-80

MULTIPLE INDIVIDUAL SCORING

Three SDSU players had 20 points in same game	Dec. 1, 2001, Tony Bland (22), Al Faux (21), Randy Holcomb (20) vs. CSU Northridge - W, 80-70
Two SDSU players had 20 points in same game	Dec. 4, 2004, Marcus Slaughter (24), Brandon Heath (20) at UC Santa Barbara - W, 73-55
Five SDSU players scored in double figures in same game	Dec. 6, 2003, Wesley Stokes (18), Brandon Heath (12), Chris Manker (12), Aerick Sanders (12), Chris Walton (12) vs. UC San Diego - W, 76-51
Four SDSU players scored in double figures in same game	Dec. 18, 2004, Marcus Slaughter (21), Brandon Heath (12), Trimaime Davis (10), Chris Manker (10) at Loyola Marymount - L, 68-72

CONSECUTIVE INDIVIDUAL SCORING

SDSU player had consecutive 30-point games	Jan. 27 and 30, 1986, Anthony Watson vs. Wyoming (30) and vs. Colorado State (31)
SDSU player had consecutive 20-point games	Dec. 4 and Dec. 7, 2004, Marcus Slaughter at UC Santa Barbara (24) and at Washington (21)
SDSU player had consecutive 10-plus made free-throw games	Nov. 19 and Nov. 22, 2004, Marcus Slaughter vs. UCSB (12) and vs. Monmouth (10)

TEAM REBOUNDING

San Diego State had 45 or more rebounds	Jan. 24, 2004, at Colorado State (46) - 2ot-L, 82-92
San Diego State had 40 or more rebounds	Nov. 22, 2004, vs. Monmouth (41) - W, 69-65
+20-Rebound Margin	Nov. 22, 2004, vs. Monmouth (+21) - W 69-65
+15-Rebound Margin	Nov. 22, 2004, vs. Monmouth (+21) - W 69-65
+10-Rebound Margin	Dec. 1, 2004, vs. San Diego (+14) - W, 83-63

INDIVIDUAL REBOUNDING

SDSU player had 20 or more rebounds	Feb. 6, 1984, Michael Cage (21) vs. Wyoming - ot-L, 73-83
SDSU player had 15 or more rebounds	Feb. 21, 2004, Aerick Sanders (16) vs. Wyoming - W, 74-66
SDSU player had 10 or more rebounds	Dec. 1, 2004, Marcus Slaughter (12) vs. San Diego - W, 83-63

DOUBLE-DOUBLES

SDSU player had a triple-double	never
SDSU player had a double-double	Dec. 1, 2004, Marcus Slaughter (22 points, 12 rebounds) vs. San Diego - W, 83-63
SDSU player had a point-assist double-double	Jan. 2, 2000, Bradley Jackson (17 points, 11 assists) vs. High Point - W, 74-63
Two SDSU players had double-double in same game	Jan. 2, 2002, Randy Holcomb (22 points, 13 rebounds), Chris Walton (12 points, 10 rebounds) vs. IPFW - W, 90-72

Last Time It Happened (cont.)

Three SDSU players had double-double in same game

.....Dec. 7, 1982, Eddy Gordon (15 points, 11 rebounds), Keith Smith (14 points, 14 rebounds), Michael Cage (12 points, 11 rebounds) vs. Doane College - W, 100-88
 SDSU player had three consecutive double-doubles
Jan. 17, 24 and 26, 2004, Aerick Sandes (23 points, 10 rebs.) vs. UNLV, (15 points, 16 rebs.) at Colorado State, (12 points, 11 rebs.) at Wyoming

TEAM ASSISTS

San Diego State had 25 or more assistsDec. 1, 2001, vs. Cal State Northridge (26) - W, 80-70
 San Diego State had 20 or more assistsNov. 27, 2004, vs. UC San Diego (23) - W, 86-51
 San Diego State had 15 or more assistsDec. 4, 2004, vs. UC Santa Barbara (16) - W, 73-55

INDIVIDUAL ASSISTS

SDSU player had 15 or more assistsMar. 7, 1981, Tony Gwynn (16) vs. New Mexico - W, 92-84
 SDSU player had 10 or more assistsMar. 1, 2001, Deandre Moore (11) vs. Wyoming - L, 62-69

TEAM STEALS

San Diego State had 15 or more stealsNov. 27, 2004, vs. UC San Diego (15) - W, 86-51
 San Diego State had 10 or more stealsDec. 14, 2004, vs. Saint Mary's (12) - L, 64-73

INDIVIDUAL STEALS

SDSU player had 9 or more stealsFeb. 20, 1986, Tracy Dildy (9) vs. USIU - W, 138-93
 SDSU player had 5 or more stealsFeb. 28, 2004, Marcus Slaughter (5) vs. New Mexico - L, 60-72

TEAM BLOCKS

San Diego State had 10 or more blocksJan. 21, 2002, vs. Wyoming (11) - ot-L, 85-88
 San Diego State had 5 or more blocksDec. 7, 2004, at Washington (6) - L, 69-98

INDIVIDUAL BLOCKS

SDSU player had 5 or more blocksJan. 6, 2004, Aerick Sanders (5) vs. Saint Mary's - L, 66-80
 SDSU player had 3 or more blocksDec. 1, 2004, Chris Manker (3) vs. San Diego - W, 83-63

TEAM TURNOVERS

San Diego State had 10 or fewer turnoversNov. 27, 2004, vs. UC San Diego (9) - W, 86-51
 San Diego State forced 25 or more turnoversNov. 27, 2004, vs. UC San Diego (27) - W, 86-51
 San Diego State forced 20 or more turnoversDec. 14, 2004, vs. Saint Mary's (20) - L, 64-73

INDIVIDUAL MINUTES

SDSU player played 50 or more minutesJan. 20, 2000, Myron Epps (50) vs. Air Force - 3ot-L, 77-81
 SDSU player played 45 or more minutesFeb. 9, 2004, Aerick Sanders (45) at Brigham Young - ot-L, 69-83
 SDSU player played 40 or more minutesDec. 18, 2004, Marcus Slaughter (40) at Loyola Marymount - L, 68-72

TEAM THREE-POINTERS

San Diego State made 15 or more three-point shotsDec. 2, 2002, vs. UC San Diego (16) - W, 87-57
 San Diego State made 10 or more three-point shotsDec. 4, 2004, vs. UC Santa Barbara (12) - W, 73-55

INDIVIDUAL THREE-POINTERS

SDSU player made 9 or more three-point shotsDec. 27, 1986, Tony Ross (9) vs. Manhattan - W, 77-69
 SDSU player made 5 or more three-point shotsNov. 24, 2004, Brandon Heath (5) vs. Ohio State - W, 83-61

TEAM FREE THROWS

San Diego State had a 85 percent or higher free-throw percentage (min. 15 att.)Dec. 3, 2003, vs. San Diego (87.5 percent - 14-16) - W, 66-63
 San Diego State had a 80 percent or higher free-throw percentage (min. 15 att.)Feb. 17, 2004, at UNLV (80.0 percent 12-15) - L, 65-68
 San Diego State attempted 40 or more free-throwsMar. 1, 2003, vs. Wyoming (42) - W, 86-73
 San Diego State attempted 30 or more free-throwsDec. 18, 2004, at Loyola Marymount (38) - L, 68-72

INDIVIDUAL FREE THROWS

SDSU player made 10 or more free-throws in a gameNov. 22, 2004, Marcus Slaughter (10-14) vs. Monmouth - W, 69-65
 SDSU player made 100% free-throw percentage (min. 10 att.)Dec. 13, 2003, Brandon Heath (10-10) at Texas Tech, L, 68-78

TEAM SHOOTING PERCENTAGE

SDSU made 60 percent or better from the fieldDec. 4, 2004, at UC Santa Barbara (60.0 percent - 27-45) - W, 73-55
 SDSU made 55 percent or better from the fieldDec. 4, 2004, at UC Santa Barbara (60.0 percent - 27-45) - W, 73-55
 SDSU had consecutive 50% or better games ...Dec.1 and Dec. 4, 2004, vs. San Diego (53.6 percent - 30-56) and at UC Santa Barbara (60 percent - 27-45)

SDSU Career Records

Points

Rk	DI	Name, Years	Points
1.	1.	Michael Cage, 81-82-83-84	1,846
2.	2.	Anthony Watson, 83-84-85-86	1,735
3.	-	Tony Pinkins, 55-56-57	1,475
4.	-	Bob Brady, 52-53-54	1,389
5.	3.	Steve Copp, 73-74-75-76	1,307
6.	-	Al Skalecky, 66-67-68	1,271
7.	4.	Tony Ross, 87-88-89	1,259
8.	5.	Chad Nelson, 94-95-96-97	1,225
9.	6.	Will Connelly, 75-76-77	1,188
9.	-	Von Jacobsen, 69-70-71	1,188
11.	-	Bernie Finlay, 58-59-60	1,110
12.	7.	•Myron Epps, 99-00-01-02	1,090
13.	8.	Eddie Morris, 80-81-82-83	1,089
14.	-	Danny Newport, 54-55-56	1,048
15.	-	Milton Phelps, 39-40-41	1,043
16.	-	Dave Miller, 66-67-68	1,034
17.	9.	Leonard Allen, 82-83-84-85	1,019
18.	10.	•Tony Bland, 02-03	1,012
19.	11.	Kim Goetz, 78-79	1,005
20.	12.	•Randy Holcomb, 01-02	1,002
13.	13.	Joel Kramer, 74-76-77-78	949
14.	14.	Mike Dodd, 76-77-78-79	928
15.	15.	Tony Gwynn, 78-79-80-81	925
16.	16.	Jason Richey, 97-98	908
17.	17.	Courtie Miller, 90-91-92-93-94	891
18.	18.	Joe McNaull, 91-92-93	843
19.	19.	Steve Malovic, 78-79	838
20.	20.	Eddy Gordon, 80-81-82-83	807
21.	•Aerick Sanders, 01-02-03-04	806	
22.	22.	Jimmy Harris, 71-72	800
23.	23.	Mitch McMullen, 88-89	799
24.	24.	Zach Jones, 81-82	794
25.	•Al Faux, 01-02	794	

nr.	•Brandon Heath, 04-05	561	
nr.	•Chris Walton, 01-02-04-05	446	
nr.	•Marcus Slaughter, 04-05	414	
nr.	•Wesley Stokes, 04	363	

Scoring Average

<i>min. 600 points</i>			
Rk	DI	Name, Years	PPG
1.	-	Bob Brady, 52-53-54	18.8
2.	1.	Kim Goetz, 78-79	18.6
3.	-	Tony Pinkins, 55-56-57	18.1
4.	2.	Jason Richey, 97-98	17.5
5.	3.	Michael Cage, 81-82-83-84	16.5
6.	4.	•Randy Holcomb, 01-02	16.4
7.	5.	•Tony Bland, 02-03	16.1
8.	6.	Anthony Watson, 83-84-85-86	15.8
9.	-	Al Skalecky, 66-67-68	15.5
10.	-	Von Jacobsen, 69-70-71	15.4
11.	7.	Chris McMurray, 72-73	15.238
12.	8.	Steve Malovic, 78-79	15.236
13.	-	Bernie Finlay, 58-59-60	15.205
14.	-	Dick Maureau, 61-62	15.1
15.	9.	Marty Dow, 90-91	14.9
16.	10.	Jimmy Harris, 71-72	14.814
17.	11.	Tony Ross, 87-88-89	14.812
18.	12.	Zack Jones, 81-82	14.7
19.	13.	Will Connelly, 75-76-77	14.5
20.	-	Bob Lundgren, 67-68	14.3
21.	14.	Steve Copp, 73-74-75-76	14.1
15.	•Al Faux, 01-02	13.84	
16.	Mitch McMullen, 88-89	13.78	
17.	Matt Watts, 98-99	13.7	
18.	Marc Carter, 94-95	12.70	
19.	Presnell Gilbert, 77-78-79	12.68	
20.	Jimmy Wilkins, 71-72	12.6	

Rebounds

Rk	DI	Name, Years	Rebounds
1.	1.	Michael Cage, 81-82-83-84	1,317
2.	-	Al Skalecky, 66-67-68	1,090
3.	-	Larry Meek, 63-64-65	764
4.	2.	Steve Copp, 73-74-75-76	737
5.	3.	Leonard Allen, 82-83-84-85	724
6.	4.	Joel Kramer, 74-76-77-79	711
7.	5.	•Aerick Sanders, 01-02-03-04	686
8.	-	Noel Mickelsen, 54-55-56	642
9.	6.	Will Connelly, 75-76-77	641
10.	7.	Eddy Gordon, 80-81-82-83	631
11.	-	Tony Pinkins, 55-56-57	604
8.	8.	Joe McNaull, 91-92-93	572
9.	•Marcelo Correa, 97-98-99-00-01	522	
10.	•Myron Epps, 99-00-01-02	508	
11.	Chris McMurray, 72-73	492	
12.	Steve Malovic, 78-79	484	
13.	•Randy Holcomb, 01-02	481	
14.	Allen Bunting, 74-75-76	456	
15.	Larry Jones, 72-73	420	
16.	Marty Dow, 90-91	415	
17.	Rodney Hawkins, 86-87-88	413	
18.	Mitch McMullen, 88-89	408	
19.	Leon Carter, 95-96	395	
20.	John Martens, 83-84-85-86	372	
21.	Chad Nelson, 94-95-96-97	370	
22.	Anthony Watson, 83-84-85-86	362	
23.	John Anderson, 73-74	354	
24.	Roy Krusiwyk, 97-98	346	
25.	Marc Carter, 94-95	344	

nr.	•Chris Walton, 01-02-04-05	322	
nr.	•Marcus Slaughter, 04-05	280	
nr.	•Tommy Johnson, 02-03-04-05	150	
nr.	•Chris Manker, 04-05	129	

Rebound Average

<i>min. 50 games</i>			
Rk	DI	Name, Years	RPG
1.	-	Al Skalecky, 66-67-68	13.3
1.	1.	Michael Cage, 81-82-83-84	11.8
2.	2.	Steve Malovic, 78-79	8.8
3.	3.	Marty Dow, 90-91	8.0
4.	4.	Steve Copp, 73-74-75-76	7.9247
5.	5.	Larry Jones, 72-73	7.9245
6.	•Randy Holcomb, 01-02	7.88	
7.	7.	Will Connelly, 75-76-77	7.8
8.	8.	Joel Kramer, 74-76-77-78	7.2
9.	9.	Mitch McMullen, 88-89	7.0
10.	10.	Leon Carter, 95-96	6.9
11.	11.	John Anderson, 73-74	6.8
12.	12.	Joe McNaull, 91-92-93	6.7
13.	•Aerick Sanders, 01-02-03-04	6.294	
14.	14.	Roy Krusiwyk, 97-98	6.290
15.	15.	Leonard Allen, 82-83-84-85	6.24
16.	16.	Marc Carter, 94-95	6.1
17.	17.	Rodney Hawkins, 86-87-88	5.900
18.	18.	Eddy Gordon, 80-81-82-83	5.897
19.	19.	Kevin Betts, 97-98	5.89
20.	20.	Allen Bunting, 74-75-76	5.8

Assists

<i>since 1972-73 season</i>			
Rk	DI	Name, Years	Assists
1.	1.	Tony Gwynn, 78-79-80-81	590
2.	2.	Chad Nelson, 94-95-96-97	412
3.	3.	Mark Delsman, 74-75-76-77	376
4.	4.	Anthony Watson, 83-84-85-86	356
5.	5.	Keith Smith, 82-83	349
6.	•Deandre Moore, 01-02-03	339	
7.	7.	Dean Decker, 77-78	307
8.	8.	Ray Leary, 74-75-76	279
9.	9.	Mike Dodd, 76-77-78-79	271
10.	10.	Creon Dorsey, 85-86	263

11.	11.	Bryan Williams, 88-89	243
12.	12.	Michael Best, 89-90	238
13.	13.	•Tony Bland, 02-03	213
14.	14.	Arthur Massey, 90-91	212
15.	15.	Jeff Konek, 85	211
16.	16.	•David Abramowitz, 99-00-01	189
17.	17.	Jason Richey, 97-98	184
17.	17.	Gary Earle, 74-75-76	184
19.	19.	•Wesley Stokes, 04	176
20.	20.	Steve Copp, 73-74-75-76	171
21.	21.	Matt Watts, 98-99	166
22.	22.	Joel Kramer, 74-76-77-78	162
23.	23.	Ray Barefield, 91-92-93	159
24.	24.	Tracy Dildy, 86-87	155
25.	25.	Raymond King, 96	150
26.	26.	•Chris Walton, 01-02-04-05	137

nr.	•Tommy Johnson, 02-03-04-05	89	
nr.	•Brandon Heath, 04-05	87	
nr.	•John Sharper, 03-04-05	55	

Assist Average

<i>min. 50 games; since 1972-73 season</i>			
Rk	DI	Name, Years	APG
1.	1.	Keith Smith, 82-83	6.6
2.	2.	Tony Gwynn, 78-79-80-81	5.51
3.	3.	Dean Decker, 77-78	5.48
4.	4.	Creon Dorsey, 85-86	4.5
5.	5.	Michael Best, 89-90	4.3
6.	•Deandre Moore, 01-02-03	3.9	
7.	7.	Jeff Konek, 85	3.702
8.	8.	Chad Nelson, 94-95-96-97	3.679
9.	9.	Ray Leary, 74-75-76	3.671
10.	10.	Arthur Massey, 90-91	3.59

Field Goals

Rk	DI	Name, Years	FG
1.	1.	Anthony Watson, 83-84-85-86	702
2.	2.	Michael Cage, 81-82-83-84	679
3.	3.	Steve Copp, 73-74-75-76	507
4.	-	Tony Pinkins, 55-56-57	495
5.	4.	Eddie Morris, 80-81-82-83	483
6.	-	Al Skalecky, 66-67-68	481
7.	5.	Will Connelly, 75-76-77	477
8.	-	Bob Brady, 52-53-54	461
9.	6.	Von Jacobsen, 69-70-71	457
10.	7.	Kim Goetz, 78-79	435
8.	8.	Tony Ross, 87-88-89	413
9.	•Myron Epps, 99-00-01-02	407	
10.	10.	Joel Kramer, 74-76-77-78	406
11.	11.	Leonard Allen, 82-83-84-85	396
12.	12.	Mike Dodd, 76-77-78-79	392
13.	•Randy Holcomb, 01-02	383	
14.	•Tony Bland, 02-03	365	
15.	15.	Chad Nelson, 94-95-96-97	344
16.	16.	Eddy Gordon, 80-81-82-83	343
17.	17.	Tony Gwynn, 78-79-80-81	340
18.	18.	Steve Malovic, 78-79	337
19.	•Aerick Sanders, 01-02-03-04	334	
20.	20.	Joe McNaull, 91-92-93	333

nr.	•Brandon Heath, 04-05	191	
nr.	•Chris Walton, 01-02-04-05	173	
nr.	•Marcus Slaughter, 04-05	143	
nr.	•Wesley Stokes, 04	124	
nr.	•Tommy Johnson, 02-03-04-05	111	

Field Goal Attempts

Rk	DI	Name, Years	FGA
1.	1.	Anthony Watson, 83-84-85-86	1,576
2.	2.	Michael Cage, 81-82-83-84	1,238
3.	3.	Steve Copp, 73-74-75-76	1,126
4.	4.	Eddie Morris, 80-81-82-83	1,098
5.	5.	Will Connelly, 75-76-77	1,020
6.	6.	Tony Ross, 87-88-89	933

7.	7.	Kim Goetz, 78-79	852
8.	8.	Chad Nelson, 84-85-86-87	814
9.	•Randy Holcomb, 01-02	812	
10.	•Tony Bland, 02-03	808	
11.	•Myron Epps, 99-00-01-02	803	
12.	12.	Joel Kramer, 74-76-77-78	779
13.	13.	Mike Dodd, 76-77-78-79	758
14.	14.	Matt Watts, 98-99	731
15.	15.	Jason Richey, 97-98	724
16.	16.	Eddy Gordon, 80-81-82-83	722
17.	17.	Tony Gwynn, 78-79-80-81	716
18.	18.	Jimmy Harris, 71-72	710
19.	19.	Berry Randle, 93-94-95-96	696
20.	20.	Leonard Allen, 82-83-84-85	692

nr.	•Brandon Heath, 04-05	486	
nr.	•Chris Walton, 01-02-04-05	412	
nr.	•Wesley Stokes, 04	338	
nr.	•Marcus Slaughter, 04-05	294	
nr.	•Tommy Johnson, 02-03-04-05	293	

Field Goal Percentage

<i>minimum 500 career attempts</i>			
Rk	DI	Name, Years	FG Pct.
1.	1.	Leonard Allen, 82-83-84-85	57.2
2.	2.	Mitch McMullen, 88-89	56.2
3.	3.	Marty Dow, 90-91	55.5
4.	4.	Steve Malovic, 78-79	55.3
5.	-	Danny Newport, 54-55-56	55.2
6.	5.	Michael Cage, 81-82-83-84	54.8
7.	6.	•Aerick Sanders, 01-02-03-04	54.0
8.	7.	•Mike Mackell, 02-03	53.6
9.	8.	Joe McNaull, 91-92-93	53.1
10.	9.	Joel Kramer, 74-76-77-78	52.1
11.	10.	Mike Dodd, 76-77-78-79	51.7
11.	11.	Kim Goetz, 78-79	51.1
12.	12.	Myron Epps, 99-00-01-02	50.7
13.	•Marcelo Correa, 97-98-99-00-01	50.0	
14.	14.	Jimmy Wilkins, 71-72	48.9
15.	15.	Zach Jones, 81-82	48.4
16.	16.	Eddy Gordon, 80-81-82-83	47.51
17.	17.	Tony Gwynn, 78-79-80-81	47.49
18.	•Randy Holcomb, 01-02	47.2	
19.	19.	Will Connelly, 75-76-77	46.8
20.	20.	Presnell Gilbert, 77-78-79	45.7

Three-Point Field Goals

<i>in existence since 1986-87 season</i>			
Rk	DI	Name, Years	3FG
1.	1.	Tony Ross, 87-88-89	270
2.	2.	Jason Richey, 97-98	136
3.	3.	Chad Nelson, 94-95-96-97	122
4.	4.	Michael Best, 89-90	107
5.	•Al Faux, 01-02	106	
6.	•David Abramowitz, 99-00-01	98	
7.	•Deandre Moore, 01-02-03	84	
7.	7.	Berry Randle, 93-94-95-96	76
8.	•Brandon Heath, 04-05	66	
9.	9.	Matt Watts, 98-99	65
11.	•John Sharper, 03-04-05	60	
12.	•Donte Wilson, 99-00	56	
12.	12.	Brady Trenkle, 95-97-99	56
12.	12.	Chris Walters, 93-94	56
15.	15.	Josko Visnjic, 98	55
16.	16.	Arthur Massey, 90-91	53
17.	17.	Tony Clark, 92-93</	

SDSU Career Records

Three-Point FG Atts.

<i>in existence since 1986-87 season</i>		
Rk	Name, Years	3FGA
1.	Tony Ross, 87-88-89	589
2.	Jason Richey, 97-98	381
3.	Chad Nelson, 94-95-96-97	337
4.	Michael Best, 89-90	292
5.	•David Abramowitz, 99-00-01	284
6.	•Al Faux, 01-02	256
7.	Berry Randle, 93-94-95-96	253
8.	•Deandre Moore, 01-02-03	239
9.	Matt Watts, 98-99	237
10.	•Brandon Heath, 04-05	207
11.	•Donte Wilson, 99-00	180
12.	Josko Visnjic, 98	179
13.	Brady Trenkle, 95-97-99	176
14.	Arthur Massey, 90-91	173
15.	Chris Walters, 93-94	165
16.	•Tony Bland, 02-03	153
17.	Derric Croft, 94	152
18.	•John Sharper, 03-04-05	143
19.	Tony Clark, 92-93	142
20.	•Wesley Stokes, 04	138
21.	•Chris Manker, 03-04-05	136
21.	•Karlo Kovacic, 01-02	136

nr.	•Tommy Johnson, 02-03-04-05	124
nr.	•Chris Walton, 01-02-04-05	82

Three-Point FG Pct.

<i>minimum 40 career three-point field goals</i>		
Rk	Name, Years	3FG Pct.
1.	Tony Ross, 87-88-89	45.8
2.	•John Sharper, 03-04-05	42.0
3.	•Al Faux, 01-02	41.4
4.	•Steve Sir, 03-04	39.8
5.	Michael Best, 89-90	36.64
6.	Tony Clark, 92-99	36.62
7.	Chad Nelson, 94-95-96-97	36.2
8.	Jason Richey, 97-98	35.7
9.	•Deandre Moore, 01-02-03	35.1
10.	Darryl Gaines, 86-87	34.8
11.	•Karlo Kovacic, 01-02	34.6
12.	•David Abramowitz, 99-00-01	34.5
13.	Chris Walters, 93-94	33.9
14.	Derric Croft, 94	32.2
15.	Courtie Miller, 90-91-92-93-94	32.031

nr.	•Brandon Heath, 04-05	31.9
nr.	•Wesley Stokes, 04	29.7

Free Throws

Rk	DI	Name, Years	FTM
1.	1.	Michael Cage, 81-82-83-84	488
2.	-	Tony Pinkins, 55-56-57	485
3.	-	Bob Brady, 52-53-54	467
4.	2.	Chad Nelson, 94-95-96-97	415
5.	-	Bernie Finlay, 58-59-60	352
6.	3.	Anthony Watson, 83-84-85-86	331
7.	-	Al Skalecky, 66-67-68	309
8.	4.	Courtie Miller, 90-91-92-93-94	302
9.	5.	Steve Copp, 73-74-75-76	293
10.	-	Danny Newport, 54-55-56	290
6.	•Myron Epps, 99-00-01-02	274	
7.	Tony Gwynn, 78-79-80-81	245	
8.	Will Connelly, 75-76-77	234	
9.	•Tony Bland, 02-03	233	
10.	Leonard Allen, 82-83-84-85	227	
11.	Jason Richey, 97-98	218	
12.	•Marcelo Correa, 97-98-99-00-01	215	
13.	Mitch McMullen, 88-89	207	
14.	•Randy Holcomb, 01-02	205	
15.	John Martens, 83-84-85-86	201	
16.	•Mike Mackell, 02-03	199	
17.	Bery Randle, 93-94-95-96	194	

18.	Jeff Pete, 71-72	181
19.	Joe McNaull, 91-92-93	177
20.	Steve Malovic, 77-78	164

nr.	•Brandon Heath, 04-05	113
nr.	•Marcus Slaughter, 04-05	113
nr.	•Chris Walton, 01-02-04-05	76
nr.	•Wesley Stokes, 04	74

Free Throws Attempted

DI	Name, Years	FTA
1.	Michael Cage, 81-82-83-84	667
2.	Chad Nelson, 94-95-96-97	519
3.	•Myron Epps, 99-00-01-02	466
4.	Anthony Watson, 83-84-85-86	446
5.	Steve Copp, 73-74-75-76	439
6.	Courtie Miller, 90-91-92-93-94	398
7.	Will Connelly, 75-76-77	376
8.	Leonard Allen, 82-83-84-85	369
9.	Mitch McMullen, 88-89	356
10.	•Tony Bland, 02-03	340
11.	Tony Gwynn, 78-79-80-81	334
12.	•Marcelo Correa, 97-98-99-00-01	324
13.	Berry Randle, 93-94-95-96	314
14.	•Randy Holcomb, 01-02	312
15.	Joe McNaull, 91-92-93	300
16.	•Mike Mackell, 02-03	289
17.	John Martens, 83-84-85-86	285
18.	Jason Richey, 97-98	271
19.	Eddy Gordon, 80-81-82-83	255
20.	Jeff Pete, 71-72	252

nr.	•Marcus Slaughter, 04-05	160
nr.	•Brandon Heath, 04-05	151
nr.	•Chris Walton, 01-02-04-05	118
nr.	•Wesley Stokes, 04	102

Free Throw Percentage

<i>minimum 40 career free throws</i>			
Rk	DI	Name, Years	FT Pct.
1.	1.	Kim Goetz, 78-79	85.4
2.	-	Mike Spigler, 69-70	83.6
3.	2.	Steve Malovic, 78-79	82.4
4.	3.	Jason Richey, 97-98	80.4
5.	4.	Tony Ross, 87-88-89	80.3
6.	5.	Chad Nelson, 94-95-96-97	80.0
7.	6.	Mike Dodd, 76-77-78-79	77.8
8.	-	Bernie Finlay, 58-59-60	77.7
9.	7.	Chris McMurray, 72-73	76.9
10.	-	Gary Schneider, 70-71	76.8
8.	Joel Kramer, 74-76-77-78	76.5	
9.	Jimmy Wilkins, 71-72	76.4	
10.	Courtie Miller, 90-91-92-93-94	75.9	

Blocks

<i>since 1978-79 season</i>		
Rk	Name, Years	Blocks
1.	Leonard Allen, 82-83-84-85	214
2.	Michael Cage, 81-82-83-84	118
3.	Joe McNaull, 91-92-93	114
4.	•Aerick Sanders, 01-02-03-04	105
5.	•Marcelo Correa, 97-98-99-00-01	100
6.	Eddy Gordon, 80-81-82-83	71
7.	Marty Dow, 90-91	68
7.	Rodney Hawkins, 86-87-88	70
9.	Leon Carter, 95-96	58
10.	Marc Carter, 94-95	55
11.	•Randy Holcomb, 01-02	51
11.	Courtie Miller, 90-91-92-93-94	51
13.	Mitch McMullen, 88-89	46
14.	Kevin Betts, 97-98	40
15.	Marcus Banks, 92-93	37
15.	Keith Balzer, 91-92-93	37
17.	Berry Randle, 93-94-95-96	35
18.	Steve Malovic, 78-79	34

19.	Eddie Morris, 80-81-82-83	32
20.	Roy Kruswyk, 97-98	31
21.	•Chris Walton, 01-02-04-05	30

nr.	•Marcus Slaughter, 04-05	29
nr.	•Tommy Johnson, 02-03-04-05	15
nr.	•Chris Manker, 03-04-05	15

Steals

<i>since 1978-79 season</i>		
Rk	Name, Years	Steals
1.	Anthony Watson, 83-84-85-86	192
2.	Chad Nelson, 94-95-96-97	175
3.	Tony Gwynn, 78-79-80-81	141
4.	Eddie Morris, 80-81-82-83	131
5.	Matt Watts, 98-99	126
5.	Michael Best, 89-90	126
5.	Michael Cage, 81-82-83-84	126
8.	•Deandre Moore, 01-02-03	114
9.	Eddy Gordon, 80-81-82-83	111
10.	Creon Dorsey, 85-86	109
11.	•Marcelo Correa, 97-98-99-00-01	102
12.	Jason Richey, 97-98	94
13.	Bobby Owens, 83-84-85-86	92
14.	Arthur Massey, 90-91	84
15.	•David Abramowitz, 99-00-01	81
15.	Kevin Betts, 97-98	81
17.	•Aerick Sanders, 01-02-03-04	80
18.	Bryan Williams, 88-89	77
19.	Keith Smith, 82-83	76
20.	Jason Hamilton, 93-94	73
20.	Tracy Dildy, 86-87	73

nr.	•Brandon Heath, 04-05	61
nr.	•Chris Walton, 01-02-04-05	58
nr.	•Marcus Slaughter, 04-05	50
nr.	•Wesley Stokes, 04	49
nr.	•Tommy Johnson, 02-03-04-05	49

Games Played

Rk	DI	Name, Years	GP
1.	1.	Leonard Allen, 82-83-84-85	116
2.	2.	•Myron Epps, 99-00-01-02	113
2.	2.	Berry Randle, 93-94-95-96	113
4.	4.	•Marcelo Correa, 97-98-99-00-01	112
4.	4.	Chad Nelson, 94-95-96-97	112
4.	4.	Michael Cage, 81-82-83-84	112
7.	7.	Anthony Watson, 83-84-85-86	110
8.	8.	•Aerick Sanders, 01-02-03-04	109
8.	8.	Mark Delsman, 74-75-76-77	109
10.	10.	Eddy Gordon, 80-81-82-83	107
10.	10.	Tony Gwynn, 78-79-80-81	107
10.	-	Noel Mickelsen, 53-54-55-56	107
12.	Eddie Morris, 80-81-82-83	105	
13.	Courtie Miller, 90-91-92-93-94	101	
14.	Joel Kramer, 74-76-77-78	99	
15.	Bobby Owens, 83-84-85-86	94	
16.	Steve Copp, 73-74-75-76	93	
17.	•Chris Walton, 01-02-04-05	92	
18.	Mike Dodd, 76-77-78-79	91	
19.	•Deandre Moore, 01-02-03	88	
20.	Joe McNaull, 91-92-93	86	

nr.	•Tommy Johnson, 02-03-04-05	86	
nr.	•John Sharper, 03-04-05	66	
nr.	•Chris Manker, 03-04-05	63	

Games Started

<i>since 1978-79</i>		
Rk	Name, Years	GS
1.	Michael Cage, 81-82-83-84	112
2.	Leonard Allen, 82-83-84-85	110
3.	Chad Nelson, 94-95-96-97	103
4.	Anthony Watson, 83-84-85-86	93
5.	•Marcelo Correa, 97-98-99-00-01	91

6.	•Myron Epps, 99-00-01-02	81
7.	•Deandre Moore, 01-02-03	73
8.	•Tony Bland, 02-03	62
8.	Joe McNaull, 91-92-93	62
8.	Eddie Morris, 80-81-82-83	62
11.	•Randy Holcomb, 01-02	61
11.	Tony Gwynn, 78-79-80-81	61
11.	Eddy Gordon, 80-81-82-83	61
14.	•Aerick Sanders, 01-02-03-04	60
15.	Rodney Hawkins, 86-87-88	59
16.	•Mike Mackell, 02-03	58
17.	Creon Dorsey, 85-86	57
17.	Courtie Miller, 90-91-92-93-94	57
17.	Chris Walters, 93-94	57
17.	Tony Ross, 87-88-89	57

nr.	•Brandon Heath, 04-05	35
nr.	•Chris Walton, 01-02-04-05	33
nr.	•Wesley Stokes, 04	28
nr.	•Marcus Slaughter, 04-05	27
nr.	•Tommy Johnson, 02-03-04-05	18

Consecutive Gms. Started

<i>since 1980-81 season</i>		
Rk	Name, Years	Consecutive GS
1.	Michael Cage, 81-82-83-84	112
2.	Chad Nelson, 94-95-96-97	103
3.	Leonard Allen, 82-83-84-85	70
4.	•Randy Holcomb, 01-02	61
5.	•Aerick Sanders, 01-02-03-04	60
6.	•Myron Epps, 99-00-01-02	58
7.	Chris Walters, 93-94	57
7.	Joe McNaull, 91-92-93	57
9.	Kevin Betts, 97-98	55
9.	Anthony Watson, 83-84-85-86	55

nr.	•Marcus Slaughter, 04-05	26

Minutes Played

<i>since 1978-79 season</i>		
Rk	Name, Years	Minutes
1.	Michael Cage, 81-82-83-84	4,262
2.	Chad Nelson, 94-95-96-97	3,692
3.	Anthony Watson, 83-84-85-86	3,330
4.	Leonard Allen, 82-83-84-85	3,191
5.	•Myron Epps, 99-00-01-02	2,971
6.	Eddie Morris, 80-81-82-83	2,627
7.	•Marcelo Correa, 97-98-99-00-01	2,594
8.	•Deandre Moore, 01-02-03	2,462
9.	•Aerick Sanders, 01-02-03-04	2,460
10.	Tony Gwynn, 78-79-80-81	+2,422
11.	Tony Ross, 87-88-89	2,402
12.	Eddy Gordon, 80-81-82-83	2,270
13.	•Tony Bland, 02-03	2,182
14.	Joe McNaull, 91-92-93	2,101
15.	Courtie Miller, 90-91-92-93-94	2,005
16.	Berry Randle, 93-94-95-96	1,944
17.	•Randy Holcomb, 01-02	1,930
18.	Rodney Hawkins, 86-87-88	1,880
19.	Jason Richey, 97-98	1,848
20.	•Chris Walton, 01-02-04-05	1,817

nr.	•Tommy Johnson, 02-03-04-05	1,181
nr.	•Brandon Heath, 04-05	1,184
nr.	•Marcus Slaughter, 04	1,079
nr.	•John Sharper, 03-04-05	1,022
nr.	•Wesley Stokes, 04	1,014

2004-05 San Diego State

Record: 4-5 (Home: 3-3, Away: 1-2, Neutral: 0-0)
 Mountain West Conference: 0-0 (Home: 0-0, Away: 0-0)

Date	NR	Opponent	SDSU Result				San Diego State High				
			W-L	Record	MWC	Scorer	Rebounder	Assists	Attendance		
Nov. 19		UC SANTA BARBARA	L-ot	72-80	L1	0-1	Slaughter-28	Slaughter-13	Heath-3	6,191	
Nov. 22		MONMOUTH	W	69-65	W1	1-1	Slaughter-18	Heath-9	Thomas-6	4,097	
Nov. 27		UC SAN DIEGO	W	86-51	W2	2-1	Manker-23	Manker-5	Heath-9	4,102	
Dec. 1		SAN DIEGO	W	83-63	W3	3-1	Heath-26	Slaughter-12	Heath-5	6,132	
Dec. 4		at UC Santa Barbara (D)	W	73-55	W4	4-1	Slaughter-24	Slaughter-7	Heath-7	1,518	
Dec. 7	16/21	at Washington	L	69-98	L1	4-2	Slaughter-21	Camara/Slaughter-7	Thomas-3	9,694	
Dec. 11		CALIFORNIA~	L	57-60	L2	4-3	Slaughter-18	Slaughter-9	Manker-3	8,978	
Dec. 14		SAINT MARY'S	L	64-73	L3	4-4	Heath-20	Slaughter-8	Sharper-2	4,056	
Dec. 18		at Loyola Marymount	L	68-72	L4	4-5	Slaughter-21	Slaughter-9	Heath-4	1,650	
Dec. 21		CAL STATE FULLERTON									
Dec. 28		at Iowa State									
Dec. 31		PROVIDENCE (D)									
Jan. 3		SOUTH DAKOTA STATE									
Jan. 8		at Brigham Young*									
Jan. 15		at UNLV*									
Jan. 22		WYOMING*									
Jan. 24		COLORADO STATE*									
Jan. 29		at Air Force* (D)									
Jan. 31		at New Mexico*									
Feb. 5		UTAH*									
Feb. 7		BRIGHAM YOUNG*									
Feb. 12		UNLV* (D)									
Feb. 19		at Colorado State*									
Feb. 21		at Wyoming*									
Feb. 26		NEW MEXICO*									
Feb. 28		AIR FORCE*									
Mar. 5		at Utah* (D)									
Mar. 10-12		at Mountain West Conference Championships (Pepsi Center; Denver, Colo.)									

Caps denotes home game. * - Indicates Mountain West Conference Game. ^ - Mountain West Conference Championships at the Pepsi Center in Denver, Colo. ~ - San Diego SLAM Presented by PerfectWave Technologies (Cox Arena; San Diego, Calif.). Two-letter abbreviation indicates round, number to left of team indicates seed. Opp. NR - Indicates San Diego State's opponent national rankings in the Associated Press and ESPN/USA Today coaches polls at gametime. :00 - Time remaining in the final ten seconds when winning team scored final points to break a tie or win the game. D - Indicates day game. c - Indicates capacity.

Record/Attendance Summary

	G	W-L	Total	Average	High
Home	6	3-3	33,556	5,593	8,978 vs. California (Dec. 11)
Mountain West					
Away	3	1-2	12,862	4,287	9,694 at No. 16/21 Washington (Dec. 7)
Mountain West					
Neutral					
Total	9	4-5	46,418	5,176	9,694 at No. 16/21 Washington (Dec. 7)
Mountain West					

Win/Loss Margin

	1	2	3	4	5	6	7	8	9	10	11	12	13	14	15	16	17	18	19	20	21	22	23	24	25	29	35
Win				1														1		1							1
Loss			1	1				1	1																		1

2004-05 San Diego State Statistics

Record: 4-5 (Home: 3-3, Away: 1-2, Neutral: 0-0)

No.	Player	GP	GS	Min	Avg	TOTAL		3-PTS		FT-FTA	Pct	REBOUNDS				PF	FO	A	TO	Blk	Stl	Pts	Avg
						FG-FGA	Pct	3FG-FGA	Pct			Off	Def	Tot	Avg								
42	SLAUGHTER, Marcus	9	9	324	36.0	56-110	.509	7-20	.350	58-84	.690	33	43	76	8.4	28	1	12	29	12	16	177	19.7
01	HEATH, Brandon	9	9	287	31.9	47-118	.398	18-47	.383	36-41	.878	8	25	33	3.7	21	1	34	34	1	20	148	16.4
33	MANKER, Chris	9	6	225	25.0	38-79	.481	10-35	.286	16-21	.762	15	16	31	3.4	13	0	14	11	6	8	102	11.3
15	SHARPER, John	9	9	266	29.6	22-52	.423	16-36	.444	6-6	1.000	3	11	14	1.6	10	0	13	20	0	10	66	7.3
21	THOMAS, Matt	9	2	196	21.8	20-54	.370	2-9	.222	18-28	.643	14	19	33	3.7	12	0	19	17	0	11	60	6.7
20	DAVIS, Trimaïne	9	1	104	11.6	15-24	.625	0-0	.000	5-10	.500	9	9	18	2.0	13	0	1	1	1	2	35	3.9
50	CAMARA, Mohamed	9	8	187	20.8	12-28	.429	0-0	.000	3-7	.429	19	22	41	4.6	18	1	3	7	5	8	27	3.0
11	SMITH, Tyler	8	0	95	11.9	3-11	.273	3-8	.375	2-4	.500	2	8	10	1.3	11	0	9	7	0	3	11	1.4
31	INES, Jared	5	0	9	1.8	3-3	1.000	0-0	.000	2-6	.333	0	0	0	0.0	0	0	0	0	0	0	8	1.6
00	JOHNSON, Tommy	9	0	77	8.6	2-6	.333	0-2	.000	0-2	.000	1	4	5	0.6	7	0	4	9	2	3	4	0.4
05	HANOUR, Travis	3	0	22	7.3	1-4	.250	1-3	.333	0-0	.000	0	3	3	1.0	3	0	2	3	1	2	3	1.0
03	WALTON, Chris	1	1	29	29.0	0-4	.000	0-1	.000	0-0	.000	1	0	1	1.0	4	0	1	4	0	0	0	0.0
10	WEINSTEIN, Shawn	2	0	4	2.0	0-1	.000	0-1	.000	0-0	.000	0	0	0	0.0	0	0	0	1	0	0	0	0.0
TEAM												12	12	24	2.7	0	0						
SDSU TOTALS		9				219-494	.443	57-162	.352	146-209	.699	117	172	289	32.1	140	3	112	143	28	83	641	71.2
OPPONENTS		9				224-502	.446	66-177	.373	103-136	.757	115	179	294	32.7	167	4	145	149	27	67	617	68.6

SCORE BY PERIODS:	1st	2nd	OT	2OT	Total
SAN DIEGO STATE	283	349	9		641
OPPONENTS	292	308	17		617

2004-05 San Diego State Win/Loss Statistics

Wins Only
Games: 4

No.	Player	GP	GS	Min	TOTAL		3-PTS		FT-FTA		REBOUNDS		PF	FO	A	TO	Blk	Stl	Pts	Avg			
					FG-FGA	Pct	3FG-FGA	Pct	Pct	Off	Def	Tot									Avg		
42	SLAUGHTER, Marcus	4	4	133	33.2	23-39	.590	5-10	.500	23-31	.742	7	23	30	7.5	10	0	7	11	7	4	74	18.5
01	HEATH, Brandon	4	4	120	30.0	21-44	.477	10-21	.476	15-16	.938	3	12	15	3.8	6	0	23	15	0	11	67	16.8
33	MANKER, Chris	4	4	110	27.5	23-38	.605	5-15	.333	8-9	.889	8	8	16	4.0	6	0	7	5	4	2	59	14.8
15	SHARPER, John	4	4	110	27.5	15-25	.600	11-19	.579	2-2	1.000	1	2	3	0.8	3	0	5	5	0	7	43	10.8
21	THOMAS, Matt	4	0	84	21.0	7-21	.333	2-5	.400	5-13	.385	5	11	16	4.0	2	0	12	9	0	3	21	5.3
50	CAMARA, Mohamed	4	4	92	23.0	7-12	.583	0-0	.000	2-3	.667	8	12	20	5.0	9	0	2	3	2	2	16	4.0
20	DAVIS, Trimaine	4	0	55	13.8	8-12	.667	0-0	.000	0-2	.000	4	6	10	2.5	7	0	1	1	1	1	16	4.0
11	SMITH, Tyler	4	0	52	13.0	2-6	.333	2-5	.400	1-2	.500	2	4	6	1.5	7	0	7	5	0	1	7	1.8
31	INES, Jared	3	0	7	2.3	2-2	1.000	0-0	.000	2-6	.333	0	0	0	0.0	0	0	0	0	0	0	6	2.0
00	JOHNSON, Tommy	4	0	30	7.5	1-1	1.000	0-0	.000	0-0	.000	0	2	2	0.5	1	0	0	2	1	1	2	0.5
10	WEINSTEIN, Shawn	2	0	4	2.0	0-1	.000	0-1	.000	0-0	.000	0	0	0	0.0	0	0	0	1	0	0	0	0.0
05	HANOUR, Travis	1	0	3	3.0	0-0	.000	0-0	.000	0-0	.000	0	0	0	0.0	1	0	1	0	0	0	0	0.0
TEAM												5	5	10	2.5								
SDSU TOTALS		4			109-201	.542	35-76	.461	58-84	.690	43	85	128	32.0	52	0	65	57	15	32	311	77.8	
OPPONENTS		4			81-202	.401	35-83	.422	37-48	.771	36	59	95	23.8	67	1	60	65	8	26	234	58.5	

SCORE BY PERIODS:	1st	2nd	OT	2OT	Total
SAN DIEGO STATE	139	172			311
OPPONENTS	111	123			234

Losses Only
Games: 5

No.	Player	GP	GS	Min	TOTAL		3-PTS		FT-FTA		REBOUNDS		PF	FO	A	TO	Blk	Stl	Pts	Avg			
					FG-FGA	Pct	3FG-FGA	Pct	Pct	Off	Def	Tot									Avg		
42	SLAUGHTER, Marcus	5	5	191	38.2	33-71	.465	2-10	.200	35-53	.660	26	20	46	9.2	18	1	5	18	5	12	103	20.6
01	HEATH, Brandon	5	5	167	33.4	26-74	.351	8-26	.308	21-25	.840	5	13	18	3.6	15	1	11	19	1	9	81	16.2
33	MANKER, Chris	5	2	115	23.0	15-41	.366	5-20	.250	8-12	.667	7	8	15	3.0	7	0	7	6	2	6	43	8.6
21	THOMAS, Matt	5	2	112	22.4	13-33	.394	0-4	.000	13-15	.867	9	8	17	3.4	10	0	7	8	0	8	39	7.8
15	SHARPER, John	5	5	156	31.2	7-27	.259	5-17	.294	4-4	1.000	2	9	11	2.2	7	0	8	15	0	3	23	4.6
20	DAVIS, Trimaine	5	1	49	9.8	7-12	.583	0-0	.000	5-8	.625	5	3	8	1.6	6	0	0	0	0	1	19	3.8
50	CAMARA, Mohamed	5	4	95	19.0	5-16	.313	0-0	.000	1-4	.250	11	10	21	4.2	9	1	1	4	3	6	11	2.2
11	SMITH, Tyler	4	0	43	10.8	1-5	.200	1-3	.333	1-2	.500	0	4	4	1.0	4	0	2	2	0	2	4	1.0
05	HANOUR, Travis	2	0	19	9.5	1-4	.250	1-3	.333	0-0	.000	0	3	3	1.5	2	0	1	3	1	2	3	1.5
00	JOHNSON, Tommy	5	0	47	9.4	1-5	.200	0-2	.000	0-2	.000	1	2	3	0.6	6	0	4	7	1	2	2	0.4
31	INES, Jared	2	0	2	1.0	1-1	1.000	0-0	.000	0-0	.000	0	0	0	0.0	0	0	0	0	0	0	2	1.0
03	WALTON, Chris	1	1	29	29.0	0-4	.000	0-1	.000	0-0	.000	1	0	1	1.0	4	0	1	4	0	0	0	0.0
TEAM												7	7	14	2.8								
SDSU TOTALS		5			110-293	.375	22-86	.256	88-125	.704	74	87	161	32.2	88	3	47	86	13	51	330	66.0	
OPPONENTS		5			143-300	.477	31-94	.330	66-88	.750	79	120	199	39.8	100	3	85	84	19	41	383	76.6	

SCORE BY PERIODS:	1st	2nd	OT	2OT	Total
SAN DIEGO STATE	144	177	9		330
OPPONENTS	181	185	17		383

2004-05 San Diego State Home/Away Statistics

Home Games Only
Record: 3-3

No.	Player	GP	GS	Min	Avg	TOTAL		3-PTS			REBOUNDS										Pts	Avg	
						FG-FGA	Pct	3FG-FGA	Pct	FT-FTA	Pct	Off	Def	Tot	Avg	PF	FO	A	TO	Blk			Stl
42	SLAUGHTER, Marcus	6	6	215	35.8	34-68	.500	3-13	.231	40-56	.714	23	30	53	8.8	17	1	8	18	8	13	111	18.5
01	HEATH, Brandon	6	6	203	33.8	29-78	.372	12-33	.364	28-30	.933	5	16	21	3.5	12	1	22	25	1	17	98	16.3
33	MANKER, Chris	6	4	151	25.2	30-55	.545	6-24	.250	13-17	.765	13	11	24	4.0	5	0	12	7	4	7	79	13.2
15	SHARPER, John	6	6	185	30.8	15-37	.405	12-27	.444	4-4	1.000	2	8	10	1.7	8	0	9	10	0	8	46	7.7
21	THOMAS, Matt	6	1	122	20.3	13-35	.371	2-8	.250	9-16	.563	10	14	24	4.0	8	0	11	10	0	6	37	6.2
50	CAMARA, Mohamed	6	6	134	22.3	11-25	.440	0-0	.000	2-5	.400	15	15	30	5.0	14	1	2	6	3	5	24	4.0
20	DAVIS, Trimaine	6	0	63	10.5	10-16	.625	0-0	.000	1-3	.333	5	7	12	2.0	12	0	0	1	0	2	21	3.5
31	INES, Jared	3	0	6	2.0	2-2	1.000	0-0	.000	2-4	.500	0	0	0	0.0	0	0	0	0	0	0	6	2.0
11	SMITH, Tyler	5	0	46	9.2	1-5	.200	1-4	.250	1-2	.500	2	4	6	1.2	6	0	8	2	0	1	4	0.8
05	HANOUR, Travis	2	0	19	9.5	1-4	.250	1-3	.333	0-0	.000	0	3	3	1.5	2	0	1	3	1	2	3	1.5
00	JOHNSON, Tommy	6	0	48	8.0	1-3	.333	0-1	.000	0-2	.000	0	3	3	0.5	4	0	3	4	1	1	2	0.3
03	WALTON, Chris	1	1	29	29.0	0-4	.000	0-1	.000	0-0	.000	1	0	1	1.0	4	0	1	4	0	0	0	0.0
10	WEINSTEIN, Shawn	2	0	4	2.0	0-1	.000	0-1	.000	0-0	.000	0	0	0	0.0	0	0	0	1	0	0	0	0.0
TEAM												7	5	12	2.0								
SDSU TOTALS		6			147-333		.441	37-115	.322	100-139	.719	83	116	199	33.2	92	3	77	91	18	62	431	71.8
OPPONENTS		6			140-309		.453	45-120	.375	67-90	.744	58	116	174	29.0	110	3	91	104	16	49	392	65.3

SCORE BY PERIODS:	1st	2nd	OT	2OT	Total
SAN DIEGO STATE	185	237	9		431
OPPONENTS	188	187	17		392

Road/Neutral Games Only
Record: 1-2

No.	Player	GP	GS	Min	Avg	TOTAL		3-PTS			REBOUNDS										Pts	Avg	
						FG-FGA	Pct	3FG-FGA	Pct	FT-FTA	Pct	Off	Def	Tot	Avg	PF	FO	A	TO	Blk			Stl
42	SLAUGHTER, Marcus	3	3	109	36.3	22-42	.524	4-7	.571	18-28	.643	10	13	23	7.7	11	0	4	11	4	3	66	22.0
01	HEATH, Brandon	3	3	84	28.0	18-40	.450	6-14	.429	8-11	.727	3	9	12	4.0	9	0	12	9	0	3	50	16.7
21	THOMAS, Matt	3	1	74	24.7	7-19	.368	0-1	.000	9-12	.750	4	5	9	3.0	4	0	8	7	0	5	23	7.7
33	MANKER, Chris	3	2	74	24.7	8-24	.333	4-11	.364	3-4	.750	2	5	7	2.3	8	0	2	4	2	1	23	7.7
15	SHARPER, John	3	3	81	27.0	7-15	.467	4-9	.444	2-2	1.000	1	3	4	1.3	2	0	4	10	0	2	20	6.7
20	DAVIS, Trimaine	3	1	41	13.7	5-8	.625	0-0	.000	4-7	.571	4	2	6	2.0	1	0	1	0	1	0	14	4.7
11	SMITH, Tyler	3	0	49	16.3	2-6	.333	2-4	.500	1-2	.500	0	4	4	1.3	5	0	1	5	0	2	7	2.3
50	CAMARA, Mohamed	3	2	53	17.7	1-3	.333	0-0	.000	1-2	.500	4	7	11	3.7	4	0	1	1	2	3	3	1.0
23	Johnson, Tommy	3	0	29	9.7	1-3	.333	0-1	.000	0-0	.000	1	1	2	0.7	3	0	1	5	1	2	2	0.7
31	INES, Jared	2	0	3	1.5	1-1	1.000	0-0	.000	0-2	.000	0	0	0	0.0	0	0	0	0	0	0	2	1.0
05	HANOUR, Travis	1	0	3	3.0	0-0	.000	0-0	.000	0-0	.000	0	0	0	0.0	1	0	1	0	0	0	0	0.0
TEAM												5	7	12	4.0								
SDSU TOTALS		3			72-161		.447	20-47	.426	46-70	.657	34	56	90	30.0	48	0	35	52	10	21	210	70.0
OPPONENTS		3			84-193		.435	21-57	.368	36-46	.783	57	63	120	40.0	57	1	54	45	11	18	225	75.0

SCORE BY PERIODS:	1st	2nd	OT	2OT	Total
SAN DIEGO STATE	98	112			210
OPPONENTS	104	121			225

2004-05 Team Game-By-Game

Opponent	Site/Date	FG-FGA	Pct	3P-3PA	Pct	FT-FTA	Pct	Off-Def	Tot	PF	AT	TO	BS	ST	1st-2nd	Pts
at SDSU	H	26-67	.388	7-26	.269	13-18	.722	18-21	39	17	12	19	2	9	26-37-9	72
UC Santa Barbara	11/19	30-60	.500	8-23	.348	12-17	.706	11-25	36	18	15	17	3	13	31-32-17	80
at SDSU	H	20-47	.426	6-15	.400	23-33	.697	15-26	41	14	11	17	3	7	28-41	69
Monmouth	11/22	21-51	.412	10-23	.435	13-16	.813	4-16	20	21	18	10	3	10	31-34	65
at SDSU	H	32-53	.604	7-17	.412	15-20	.750	11-13	24	11	23	9	5	15	35-51	86
UC San Diego	11/27	16-37	.432	9-17	.529	10-12	.833	9-12	21	16	14	27	1	6	29-22	51
at SDSU	H	30-56	.536	10-24	.417	13-18	.722	13-25	38	11	15	17	6	7	38-45	83
San Diego	12/1	26-62	.419	8-21	.381	3-5	.600	9-15	24	16	15	15	1	7	27-36	63
SDSU	A	27-45	.600	12-20	.600	7-13	.538	4-21	25	16	16	14	1	3	38-35	73
at UC Santa Barbara	12/4	18-52	.346	8-22	.364	11-15	.733	14-16	30	14	13	13	3	3	24-31	55
SDSU	A	26-62	.419	4-13	.308	13-19	.684	15-16	31	18	10	26	6	12	34-35	69
at No. 16/21 Wash.	12/7	38-75	.507	9-22	.409	13-17	.765	24-21	45	19	23	20	6	9	56-42	98
at SDSU	H	21-60	.350	4-19	.211	11-13	.846	11-19	30	15	9	14	2	12	29-28	57
California	12/11	25-54	.463	2-13	.154	8-14	.571	13-24	37	16	15	15	3	3	37-23	60
at SDSU	H	18-50	.360	3-14	.214	25-37	.676	15-12	27	24	7	15	0	12	29-35	64
Saint Mary's	12/14	22-45	.489	8-23	.348	21-26	.808	12-24	36	23	14	20	5	10	33-40	73
SDSU	A	19-54	.352	4-14	.286	26-38	.684	15-19	34	14	9	12	3	6	26-42	68
at Loyola M'mount	12/18	28-66	.424	4-13	.308	12-14	.857	19-26	45	24	18	12	2	6	24-48	72
at SDSU	H															
Cal State Fullerton	12/21															

2004-05 Game-By-Game Leaders Misc. Stats

Below is a look at the efficiency leader (the formula is efficiency = (PTS + REB + AST + STL + BLK) - ((FGA - FGM) + (FTA - FTM) + TO)), the hockey +/- leader (differential in score while player is on the court) (minimum 10 minutes played), the PRA leader (points+rebounds+assists) and playing time leader for individual games.

Date	Opponent	SDSU Result	Efficiency	Hockey +/-	PRA	Playing Time
Nov. 19	UC SANTA BARBARA	L-ot 72-80	Slaughter+31	Manker+10	Slaughter42	Slaughter41:44
Nov. 22	MONMOUTH	W 69-65	Slaughter+19	Thomas+17	Heath27	Slaughter35:23
Nov. 27	UC SAN DIEGO	W 86-51	Manker+29	Heath/Slaughter .+24	Manker31	Slaughter30:14
Dec. 1	SAN DIEGO	W 83-63	Manker+28	Manker+22	Heath34	Slaughter34:46
Dec. 4	at UC Santa Barbara	W 73-55	Heath+27	Sharper+33	Slaughter32	Sharper31:03
Dec. 7	at No. 16/21 Washington	L 69-98	Slaughter+19	Johnson-5	Slaughter29	Slaughter35:36
Dec. 11	CALIFORNIA	L 57-60	Slaughter+16	Davis+3	Slaughter28	Slaughter38:41
Dec. 14	SAINT MARY'S	L 64-73	Slaughter+15	Davis+1	Slaughter23	Heath37:24
Dec. 18	at Loyola Marymount	L 68-72	Slaughter+16	Slaughter+3	Slaughter32	Slaughter37:47

Individual Game Win Share Champion: UC Santa Barbara - Chris Manker .2743; Monmouth - Matt Thomas .4729; UC San Diego - Marcus Slaughter .1797; San Diego - Chris Manker .2500; at UC Santa Barbara - Marcus Slaughter .2912; at Washington - Matt Thomas .0790; California - Trimaime Davis .1463; Saint Mary's - Brandon Heath .1014; at Loyola Marymount - Marcus Slaughter .2106.

2004-05 Game-By-Game Biggest Leads/Time in Lead

Below is a look at the efficiency leader (the formula is efficiency = (PTS + REB + AST + STL + BLK) - ((FGA - FGM) + (FTA - FTM) + TO)), the hockey +/- leader (differential in score while player is on the court) (minimum 10 minutes played), the PRA leader (points+rebounds+assists) and playing time leader for individual games.

Date	Opponent	SDSU Result	SDSU Big Opp Big			Ties	LC	SDSU in Opp in			Tied	Paint		Off TOs		2nd Ch.		Bench	
			Lead	Lead	Lead			Lead	Lead	Lead		SD	Opp	SD	Opp	SD	Opp	SD	Opp
Nov. 19	UC SANTA BARBARA	L-ot 72-80	3	10	6	5	3:55	36:16	4:45	28	24	20	20	16	8	19	11		
Nov. 22	MONMOUTH	W 69-65	4	18	2	3	1:02	37:07	1:51	22	16	14	15	12	4	13	26		
Nov. 27	UC SAN DIEGO	W 86-51	35	2	5	11	33:53	1:33	4:34	50	14	30	4	16	0	24	20		
Dec. 1	SAN DIEGO	W 83-63	20	6	1	5	31:12	5:59	2:49	30	24	24	18	21	12	6	14		
Dec. 4	at UC Santa Barbara	W 73-55	36	1	2	0	37:12	1:47	1:01	24	14	21	10	2	9	9	24		
Dec. 7	at No. 16/21 Washington	L 69-98	none	33	0	0	0:00	39:37	0:23	38	42	23	38	12	20	18	33		
Dec. 11	CALIFORNIA	L 57-60	3	10	3	2	3:10	34:21	2:29	22	32	9	14	11	14	10	16		
Dec. 14	SAINT MARY'S	L 64-73	2	11	7	1	2:02	34:32	3:26	24	22	21	19	16	15	14	22		
Dec. 18	at Loyola Marymount	L 68-72	7	7	7	8	23:44	11:38	4:38	26	34	16	18	11	19	15	16		

2004-05 Efficiency Ratings

The National Basketball Association uses a formula to rank the most efficient players in the league. The formula is efficiency = (PTS + REB + AST + STL + BLK) - ((FGA - FGM) + (FTA - FTM) + TO). Below are San Diego State's efficiency Ratings for the 2003-04 season.

SEASON EFFICIENCY POINTS

Marcus Slaughter	.184
Brandon Heath	.126
Chris Manker	.104
Matt Thomas	.062
Mohamed Camara	.057
John Sharper	.053
Trimaine Davis	.042
Tyler Smith	.016
Travis Hanour	.005
Jared Ines	.004
Tommy Johnson	.003
Shawn Weinstein	-.002
Chris Walton	-.006

SEASON EFFICIENCY POINTS PER GAME

Marcus Slaughter	.2044
Brandon Heath	.1400
Chris Manker	.1156
Matt Thomas	.0689
Mohamed Camara	.0633
John Sharper	.0589
Trimaine Davis	.0467
Tyler Smith	.0200
Travis Hanour	.0167
Jared Ines	.0080
Tommy Johnson	.0033
Shawn Weinstein	-.0100
Chris Walton	-.0600

SEASON EFFICIENCY POINTS PER MINUTE

Marcus Slaughter	.0568
Chris Manker	.0462
Jared Ines	.0444
Brandon Heath	.0439
Trimaine Davis	.0404
Matt Thomas	.0316
Mohamed Camara	.0305
Travis Hanour	.0227
John Sharper	.0199
Tyler Smith	.0168
Tommy Johnson	.0039
Chris Walton	-.0500
Shawn Weinstein	-.0667

2004-05 Hockey +/- Ratings

Hockey +/- tracks the team score while the player is on the court (total point team scored while on the court-total points team allowed while on the court).

HOCKEY +/- POINTS

Chris Manker	+47
John Sharper	+26
Marcus Slaughter	+20
Trimaine Davis	+18
Brandon Heath	+17
Matt Thomas	+16
Shawn Weinstein	+10
Tyler Smith	+5
Travis Hanour	+3
Jared Ines	+2
Mohamed Camara	-5
Chris Walton	-15
Tommy Johnson	-24

HOCKEY +/- POINTS PER GAME

Chris Manker	+5.22
Shawn Weinstein	+5.00
John Sharper	+2.89
Marcus Slaughter	+2.22
Trimaine Davis	+2.00
Brandon Heath	+1.89
Matt Thomas	+1.78
Travis Hanour	+1.00
Tyler Smith	+0.63
Jared Ines	+0.50
Mohamed Camara	-0.56
Tommy Johnson	-2.67
Chris Walton	-15.00

HOCKEY +/- POINTS PER MINUTE

Shawn Weinstein	+2.500
Jared Ines	+0.222
Chris Manker	+0.209
Trimaine Davis	+0.173
Travis Hanour	+0.136
John Sharper	+0.098
Matt Thomas	+0.082
Marcus Slaughter	+0.062
Brandon Heath	+0.059
Tyler Smith	+0.053
Mohamed Camara	-0.027
Tommy Johnson	-0.312
Chris Walton	-0.517

2004-05 Win Share Ratings

Combines efficiency rating and hockey plus/minus rating into one value. Total number for all individual players added together equals the total number of team victories.

WIN SHARES

Marcus Slaughter	+1.3156
Matt Thomas	+0.7872
Brandon Heath	+0.7057
Chris Manker	+0.6565
Trimaine Davis	+0.4792
Tyler Smith	+0.3528
John Sharper	+0.1769
Travis Hanour	+0.0281
Shawn Weinstein	+0.0222
Jared Ines	+0.0066
Mohamed Camara	-0.0792
Tommy Johnson	-0.2251
Chris Walton	-0.2323

2004-05 Points/Rebounds/Assists

	0	1	3	5	10	11	15	20	21	31	33	42	50
Opponent	Tommy Johnson	Brandon Heath	Chris Walton	Travis Hanour	Shawn Weinstein	Tyler Smith	John Sharper	Trimaine Davis	Matt Thomas	Jared Ines	Chris Manker	Marcus Slaughter	Mohamed Camara
UC SANTA BARBARA	0/1/2	17/4/3*	0/1/1*	INJ	CD	0/0/0	8/3/2*	0/1/0	2/1/1	0/0/0	17/8/2	28/13/1*	0/5/0*
MONMOUTH	2/1/0	16/9/2*	INJ	INJ	CD	1/2/1	6/0/1*	2/3/0	8/5/6	CD	9/2/1*	18/7/0*	7/8/0*
UC SAN DIEGO	0/0/0	5/1/9*	INJ	INJ	0/0/0	3/2/4	9/1/2*	8/2/0	7/4/2	6/0/0	23/5/3*	20/4/3*	5/4/0*
SAN DIEGO	0/1/0	26/3/5*	INJ	INJ	0/0/0	0/2/2	13/1/1*	2/2/0	4/5/1	0/0/0	22/6/2*	12/12/3*	4/5/1*
at UC Santa Barbara	0/0/0	20/2/7*	INJ	0/0/1	DNT	3/0/0	15/1/1*	4/3/1	2/2/3	0/0/0	5/3/1*	24/7/1*	0/3/1*
at No. 16/21 Washington	2/1/1	18/4/1*	INJ	INJ	DNT	0/1/1	2/0/2*	0/1/0	14/3/3	2/0/0	8/1/1*	21/7/1*	2/7/0*
CALIFORNIA	0/0/0	14/3/2*	INJ	0/3/1	CD	CD	7/3/1*	4/1/0	6/2/1	CD	2/1/3*	18/9/1*	6/7/0*
SAINT MARY'S	0/0/1	20/1/1*	INJ	3/0/0	CD	0/0/1	3/2/2*	5/3/0	10/7/0*	CD	6/2/1	15/8/0*	2/1/1*
at Loyola Marymount	0/1/0	12/6/4*	INJ	CD	DNT	4/3/0	3/3/1*	10/2/0*	7/4/2*	CD	10/3/0	21/9/2*	1/1/0
CAL STATE FULLERTON													
at Iowa State													
PROVIDENCE													
SOUTH DAKOTA ST.													
*at Brigham Young													
*at UNLV													
*WYOMING													
*COLORADO ST.													
*at Air Force													
*at New Mexico													
*UTAH													
*BRIGHAM YOUNG													
*UNLV													
*at Colorado St.													
*at Wyoming													
*NEW MEXICO													
*AIR FORCE													
*at Utah													

* - Indicates starter. CD - Did Not Play-Coach's Decision. DNT - Did Not Travel. INJ - Did Not Play-Injured. * - Indicates Mountain West Conference Game. ` - 2005 Mountain West Conference Basketball Championship.

2004-05 Superlatives

Individual

Category	San Diego State	Opponent
Points Scored	28 by Marcus Slaughter vs. UCSB (11-19-04)	30 by Matthew Knight at Loyola Marymount (12-18-04)
Field Goals	9 by Chris Manker vs. UCSD (11-27-04)	13 by Matthew Knight at Loyola Marymount (12-18-04)
Field Goals Attempted	22 by Brandon Heath vs. UCSB (11-19-04)	21 by Matthew Knight at Loyola Marymount (12-18-04)
Highest FG Percentage (min. 5 made)	80.0 (8-10) by Brandon Heath at UCSB (12-4-04)	72.7 (8-11) by E.J. Rowland vs. Saint Mary's (12-14-04)
Highest FG Percentage (min. 10 made)	NA	61.9 (13-21) by Matthew Knight at LMU (12-18-04)
3-Point Field Goals Made	4 by Brandon Heath at UCSB (12-4-04)	6 by Dejan Delic vs. Monmouth (11-22-04)
3-Point Field Goals Attempted	10 by Brandon Heath vs. UCSB (11-19-04)	10 by Dejan Delic vs. Monmouth (11-22-04)
3-Point Field Goal Percentage (min. 4 made)	66.7 (4-6) by Brandon Heath at UCSB (12-4-04)	80.0 (4-5) by Josh Davis vs. UC Santa Barbara (11-19-04)
3-Point Field Goal Percentage (min. 7 made)	NA	NA
Free Throws	12 by Marcus Slaughter vs. UCSB (11-19-04)	9 by Frederic Adjiwanou vs. Saint Mary's (12-14-04)
Free Throws Attempted	14 by Marcus Slaughter at Loyola Marymount (12-18-04) 14 by Marcus Slaughter vs. Saint Mary's (12-14-04) 14 by Marcus Slaughter vs. Monmouth (11-22-04) 14 by Marcus Slaughter vs. UCSB (11-19-04)	10 by Frederic Adjiwanou vs. Saint Mary's (12-14-04)
Free Throw Percentage (min. 5 made)	1.000 (8-8) by Brandon Heath vs. Monmouth (11-22-04) 1.000 (5-5) by Marcus Slaughter at UCSB (12-4-04) 1.000 (5-5) by Chris Manker vs. UCSD (11-27-04)	90.0 (9-10) by Frederic Adjiwanou vs. Saint Mary's (12-14-04)
Free Throw Percentage (min. 10 made)	85.7 (12-14) by Marcus Slaughter vs. UCSB (11-19-04)	NA
Offensive Rebounds	8 by Marcus Slaughter vs. UCSB (11-19-04)	6 by Matthew Knight at Loyola Marymount (12-18-04) 6 by Bobby Jones at Washington (12-7-04)
Defensive Rebounds	9 by Brandon Heath vs. San Diego (12-1-04)	9 by Jonatahan Sanders vs. Saint Mary's (12-14-04)
Total Rebounds	13 by Marcus Slaughter vs. UCSB (11-19-04)	10 by Jonatahan Sanders vs. Saint Mary's (12-14-04)
Assists	9 by Brandon Heath vs. UCSD (11-27-04)	8 by Will Conroy at Washington (12-7-04)
Blocked Shots	3 by Chris Manker vs. San Diego (12-1-04) 3 by Marcus Slaughter vs. UCSD (11-27-04)	2 - three times
Steals	5 by Brandon Heath vs. UCSD (11-27-04)	5 by Nate Robinson at Washington (12-7-04)
Minutes Played	42 by Marcus Slaughter vs. UCSB (11-19-04)	41 by Chrismen Oliver vs. UC Santa Barbara (11-19-04)
Minutes Played (Regulation)	40 by Marcus Slaughter at Loyola Marymount (12-18-04)	38 by Corey Belser vs. San Diego (12-1-04)

Team

SDSU High	SDSU Low	Category	Opponent High	Opponent Low
86 vs. UCSD (11-27-04)	57 vs. California (12-11-04)	Points Scored	98 at Washington (12-7-04)	51 vs. UCSD (11-27-04)
32 vs. UCSD (11-27-04)	18 vs. Saint Mary's (12-14-04)	Field Goals	38 at Washington (12-7-04)	16 vs. UCSD (11-27-04)
67 vs. UCSB (11-19-04)	45 at UCSB (12-4-04)	Field Goals Attempted	75 at Washington (12-7-04)	37 vs. UCSD (11-27-04)
60.4 vs. UCSD (11-27-04)	35.0 vs. California (12-11-04)	FG Percentage	50.7 at Washington (12-7-04)	34.6 at UCSB (12-4-04)
12 at UCSB (12-4-04)	3 vs. Saint Mary's (12-14-04)	3-Point Field Goals Made	10 vs. Monmouth (11-22-04)	2 vs. California (12-11-04)
26 vs. UCSB (11-19-04)	13 at Washington (12-7-04)	3-Point Field Goals Attempted	23 vs. UCSB/Monmouth/SMC	13 vs. California/at LMU
60.0 at UCSB (12-4-04)	21.1 vs. California (12-11-04)	3-Point Field Goal Percentage	52.9 vs. UCSD (11-27-04)	15.4 vs. California (12-11-04)
26 at Loyola marymount (12-18-04)	7 at UCSB (12-4-04)	Free Throws Made	21 vs. Saint Mary's (12-14-04)	3 vs. San Diego (12-1-04)
38 at Loyola marymount (12-18-04)	13 at UCSB/vs. California	Free Throws Attempted	26 vs. Saint Mary's (12-14-04)	5 vs. San Diego (12-1-04)
84.6 vs. California (12-11-04)	53.8 at UCSB (12-4-04)	Free Throw Percentage	85.7 at LMU (12-18-04)	57.1 vs. California (12-11-04)
18 vs. UCSB (11-19-04)	4 at UCSB (12-4-04)	Offensive Rebounds	24 at Washington (12-7-04)	4 vs. Monmouth (11-22-04)
26 vs. Monmouth (11-22-04)	12 vs. Saint Mary's (12-14-04)	Defensive Rebounds	26 at Loyola marymount (12-18-04)	12 vs. UCSD (11-27-04)
41 vs. Monmouth (11-22-04)	24 vs. UCSD (11-27-04)	Total Rebounds	45 at Washington/at LMU	20 vs. Monmouth (11-22-04)
24 vs. Saint Mary's (12-14-04)	11 vs. UCSD/San Diego	Fouls	24 at Loyola marymount (12-18-04)	14 at UCSB (12-4-04)
2 vs. Saint Mary's (12-14-04)	0 - several times	Fouled Out	1 - several times	0 - several times
23 vs. UCSD (11-27-04)	7 vs. Saint Mary's (12-14-04)	Assists	23 at Washington (12-7-04)	13 at UCSB (12-4-04)
26 at Washington (12-7-04)	9 vs. UCSD (11-27-04)	Turnovers	27 vs. UCSD (11-27-04)	10 vs. Monmouth (11-22-04)
6 vs. San Diego/at Washington	0 vs. Saint Mary's (12-14-04)	Blocked Shots	6 at Washington (12-7-04)	1 vs. UCSD/San Diego
15 vs. UCSD (11-27-04)	6 at Loyola marymount (12-18-04)	Steals	13 vs. UCSB (11-19-04)	3 at UCSB/vs. California
51 vs. UCSD, 2nd (11-27-04)	26 vs. UCSB, 1st/at LMU, 1st	Points/Half	56 at Washington (12-7-04)	22 vs. UCSD, 2nd (11-27-04)
65.4 vs. UCSD, 2nd (11-27-04)	25.9 at LMU, 1st (12-18-04)	FG Percentage/Half	58.3 vs. UCSB, 2nd (11-19-04)	31.6 vs. UCSD, 2nd (11-27-04)
4 vs. USD (12-1-04)/at LMU (12-18-04)	2 vs. Monmouth/vs. UCSD/Washington	Double-Figure Scorers	4 vs. UCSB/at Washington	1 at UCSB (12-4-04)

Season and Career Highs

► 0 • TOMMY JOHNSON

	Season	Career
Points	2 - two times	18 vs. Troy St., 11-30-03
Rebounds	1 - five times	7 vs. IPFW, 12-30-02
Assists	2 vs. UCSB, 11-19-04	5 at Cal Poly, 11-30-02
Steals	2 at Washington, 12-7-04	4 vs. Troy St., 11-30-03
Blocked Shots	1 - two times	2 - two times
Minutes	15 vs. UCSB, 11-19-04	33 vs. Troy St., 11-30-03

► 1 • BRANDON HEATH

	Season	Career
Points	26 vs. San Diego, 12-1-04	30 at Texas Tech, 12-13-03
Rebounds	9 vs. Monmouth, 11-22-04	9 vs. Monmouth, 11-22-04
Assists	9 vs. UCSD, 11-27-04	9 vs. UCSD, 11-27-04
Steals	5 vs. UCSD, 11-27-04	5 vs. UCSD, 11-27-04
Blocked Shots	1 vs. UCSB, 11-19-04	1 vs. UCSB, 11-19-04
Minutes	41 vs. UCSB, 11-19-04	43 at Colorado St., 1-24-04

► 3 • CHRIS WALTON

	Season	Career
Points	0	17 at BYU, 2-9-04
Rebounds	1 vs. UCSB, 11-19-04	10 - two times
Assists	1 vs. UCSB, 11-19-04	6 vs. Portland, 12-31-03
Steals	0	3 - six times
Blocked Shots	0	4 vs. UNM, 2-28-02
Minutes	29 vs. UCSB, 11-19-04	40 at CSU, 1-24-04

► 5 • TRAVIS HANOUR

	Season	Career
Points	3 vs. Saint Mary's, 12-14-04	11 - two times
Rebounds	3 vs. California, 12-11-04	7 vs. Utah, 1-18-03
Assists	1 - two times	3 vs. Wash. St., 2-10-01
Steals	2 vs. California, 12-11-04	2 - two times
Blocked Shots	1 vs. California, 12-11-04	2 vs. Chaminade, 11-20-00
Minutes	15 vs. California, 12-11-04	35 vs. Utah, 1-18-03

► 10 • SHAWN WEINSTEIN

	Season	Career
Points	0	
Rebounds	0	
Assists	0	
Steals	0	
Blocked Shots	0	
Minutes	3 vs. UCSD, 11-27-04	

► 11 • TYLER SMITH

	Season	Career
Points	4 at Loyola Marymount, 12-18-04	
Rebounds	3 at Loyola Marymount, 12-18-04	
Assists	4 vs. UCSD, 11-27-04	
Steals	1 - three times	
Blocked Shots	0	
Minutes	20 at Washington, 12-7-04	

► 15 • JOHN SHARPER

	Season	Career
Points	15 at UCSB, 12-4-04	15 at UCSB, 12-4-04
Rebounds	3 - three times	5 vs. UCSD, 12-2-02
Assists	2 - four times	4 at Arizona, 12-22-03
Steals	3 vs. UCSD, 11-27-04	3 - two times
Blocked Shots	0	none
Minutes	40 vs. UCSB, 11-19-04	40 vs. UCSB, 11-19-04

► 20 • TRIMAINE DAVIS

	Season	Career
Points	10 at LMU, 12-18-04	10 at LMU, 12-18-04
Rebounds	3 - three times	4 - three times
Assists	1 at UCSB, 12-4-04	1 - four times
Steals	1 - two times	1 - eight times
Blocked Shots	1 at UCSB, 12-4-04	2 at CSU, 3-3-03
Minutes	19 at UCSB, 12-4-04	19 - two times

► 21 • MATT THOMAS

	Season	Career
Points	14 at Washington, 12-7-04	
Rebounds	7 vs. Saint Mary's, 12-14-04	
Assists	6 vs. Monmouth, 11-22-04	
Steals	3 - two times	
Blocked Shots	0	
Minutes	32 vs. Saint Mary's, 12-14-04	

► 33 • CHRIS MANKER

	Season	Career
Points	23 vs. UCSD, 11-27-04	23 vs. UCSD, 11-27-04
Rebounds	8 vs. UCSB, 11-19-04	9 vs. UCSD, 12-6-03
Assists	3 - two times	3 - two times
Steals	3 vs. UCSB, 11-19-04	3 vs. UCSB, 11-19-04
Blocked Shots	3 vs. San Diego, 12-1-04	3 vs. San Diego, 12-1-04
Minutes	35 vs. UCSB, 11-19-04	35 vs. UCSB, 11-19-04

► 42 • MARCUS SLAUGHTER

	Season	Career
Points	28 vs. UCSB, 11-19-04	28 vs. UCSB, 11-19-04
Rebounds	13 vs. UCSB, 11-19-04	15 at UNLV, 2-17-04
Assists	3 - two times	4 at Saint Mary's, 1-6-04
Steals	4 vs. UCSB, 11-19-04	5 at UNM, 2-28-04
Blocked Shots	3 vs. UCSD, 11-27-04	3 vs. UCSD, 11-27-04
Minutes	41 vs. UCSB, 11-19-04	41 vs. UCSB, 11-19-04

► 50 • MOHAMED CAMARA

	Season	Career
Points	7 vs. Monmouth, 11-22-04	
Rebounds	8 vs. Monmouth, 11-22-04	
Assists	1 - three times	
Steals	3 at Washington, 12-7-04	
Blocked Shots	2 at Washington, 12-7-04	
Minutes	31 - two times	

2004-05 Miscellaneous Statistics

San Diego State's Record When...

Category	This Season	Fisher Era	SDSU Streak
Home	3-3	54-31	Lost 2
Away	1-2	16-49	Lost 2
Neutral	0-0	4-4	Lost 2
Scoring First	0-3		Lost 9
Opponent Scores First	4-2		Lost 2
Leading at Half	3-1	54-14	Lost 1
Trailing at Half	1-4	17-70	Lost 3
Tied at Half	0-0	3-0	
Leading with 5:00 Left	3-0		Won 3
Trailing with 5:00 Left	1-5		Lost 4
Tied with 5:00 Left	0-0		Won 1
In Overtime	0-1	1-9	Lost 3
SDSU Outrebounds Opp.	3-1	51-31	Won 3
SDSU is Outrebounded	1-4	23-51	Lost 4
Opp. Commits More TOs	1-2	46-21	Lost 2
SDSU Commits More TOs	3-2	24-56	Lost 1
SDSU More FT Attempts	3-4	49-27	Lost 3
Opp. More FT Attempts	1-1	23-57	Lost 1
SDSU Shoots Better than Opp.	4-0	58-19	Won 4
Opp. Shoots Better than SDSU	0-5	14-64	Lost 8
SDSU Shoots 50% or Better	3-0	28-10	Won 5
SDSU Shoots 40-50%	1-1	37-36	Lost 1
SDSU Shoots 40% or Less	0-4	9-38	Lost 5
Opp. Shoots 50% or Better	0-2	8-23	Lost 4
Opp. Shoots 40-50%	3-3	34-54	Lost 3
Opp. Shoots 40% or Less	1-0	33-6	Won 2
SDSU Bench Outscores Opp.	1-1	39-30	Won 1
Opp. Bench Outscores SDSU	3-4	33-50	Lost 4
SDSU Scores Less Than 60	0-1	2-25	Lost 5
SDSU Scores Between 60-69	1-3	18-34	Lost 3
SDSU Scores Between 70-79	1-1	29-16	Won 1
SDSU Scores Between 80-89	2-0	18-9	Won 2
SDSU Scores Between 90-99	0-0	7-0	Won 7
SDSU Scores 100+	0-0	0-0	Won 23
Opp. Scores Less Than 60	2-0	26-4	Won 2
Opp. Scores Between 60-69	2-1	30-13	Lost 1
Opp. Scores Between 70-79	0-2	18-34	Lost 5
Opp. Scores Between 80-89	0-1	0-20	Lost 29
Opp. Scores Between 90-99	0-1	0-11	Lost 21
Opp. Scores 100+	0-0	0-2	Lost 8
Wearing Black	1-1		Lost 1
Wearing Red	2-1		Lost 1
Wearing White	1-3		Lost 2
On Monday	1-0		Won 1
On Tuesday	0-2		Lost 5
On Wednesday	1-0		Won 4
On Thursday	0-0		Lost 1
On Friday	0-1		Lost 1
On Saturday	2-2		Lost 2
On Sunday	0-0		Lost 1
In November	2-1		Won 2
In December	2-4		Lost 4
In January	0-0		Lost 3
In February	0-0		Lost 1
In March	0-0		Lost 3

STARTING LINEUPS

SF	PF	C	SG	PG	W-L
Slaughter	Walton	Camara	Sharper	Heath	0-1
Slaughter	Manker	Camara	Sharper	Heath	4-2
Sharper	Slaughter	Camara	Heath	Thomas	0-1
Sharper	Slaughter	Davis	Heath	Thomas	0-1

LEADS AND DEFICITS

SDSU Biggest Halftime Lead	14 at UC Santa Barbara (12-4-04)
SDSU Biggest Halftime Lead Lost	2 at Loyola Marymount (12-18-04)
SDSU Biggest Halftime Lead Lost in a Loss	2 at Loyola Marymount (12-18-04)
SDSU Biggest Halftime Deficit	22 at Washington (12-7-04)
SDSU Biggest Halftime Deficit Overcome	5 vs. UC Santa Barbara (11-19-04)
SDSU Biggest Halftime Deficit Overcome for Victory	3 vs. Monmouth (11-22-04)
SDSU Biggest Lead	36 at UC Santa Barbara (12-4-04)
SDSU Biggest Lead Lost	7 at Loyola Marymount (12-18-04)
SDSU Biggest Lead Lost in a Loss	7 at Loyola Marymount (12-18-04)
SDSU Biggest Deficit	33 at Washington (12-7-04)
SDSU Biggest Deficit Overcome	18 vs. Monmouth (11-22-04)
SDSU Biggest Deficit Overcome for Victory	18 vs. Monmouth (11-22-04)

TEAM LEADER IN SCORING

	SEASON	CAREER
Marcus Slaughter	6	7
Brandon Heath	2	11
Chris Manker	1	1

TEAM LEADER IN REBOUNDING

	SEASON	CAREER
Marcus Slaughter	7	17
Mohamed Camara	1	1
Brandon Heath	1	1
Chris Manker	1	1

TEAM LEADER IN ASSISTS

	SEASON	CAREER
Brandon Heath	5	7
Matt Thomas	2	2
Chris Manker	1	1
John Sharper	1	1

DOUBLE FIGURE SCORING GAMES

	SEASON	CAREER
Marcus Slaughter	9	18
Brandon Heath	8	29
Chris Manker	4	6
John Sharper	2	2
Matt Thomas	2	2
Trimaime Davis	1	1

20-PLUS SCORING GAMES

	SEASON	CAREER
Marcus Slaughter	5	5
Brandon Heath	3	12
Chris Manker	2	2

DOUBLE FIGURE REBOUNDING GAMES

	SEASON	CAREER
Marcus Slaughter	2	6

DOUBLE FIGURE ASSIST GAMES

	SEASON	CAREER
none		

DOUBLE-DOUBLES

	SEASON	CAREER
Marcus Slaughter	2	4

MISSED GAMES DUE TO INJURY

	SEASON
Chris Walton	8
Travis Hanour	5
TOTAL	13

TOP SCORING PERFORMANCES

28, Marcus Slaughter vs. UCSB (11-19-04)
26, Brandon Heath vs. San Diego (12-1-04)
24, Marcus Slaughter at UCSB (12-4-04)
23, Chris Manker vs. UC San Diego (11-27-04)
22, Chris Manker vs. San Diego (12-1-04)
21, Marcus Slaughter at LMU (12-18-04)
21, Marcus Slaughter at Washington (12-7-04)
20, Brandon Heath vs. Saint Mary's (12-14-04)
20, Brandon Heath at UCSB (12-4-04)
20, Marcus Slaughter vs. UC San Diego (11-27-04)

TOP REBOUNDING PERFORMANCES

13, Marcus Slaughter vs. UCSB (11-19-04)
12, Marcus Slaughter vs. San Diego (12-1-04)
9, Marcus Slaughter at LMU (12-18-04)
9, Marcus Slaughter vs. California (12-11-04)
9, Brandon Heath vs. Monmouth (11-22-04)
8, Marcus Slaughter vs. Saint Mary's (12-14-04)
8, Mohamed Camara vs. Monmouth (11-22-04)
8, Chris Manker vs. UCSB (11-19-04)

TOP ASSISTS PERFORMANCES

9, Brandon Heath vs. UC San Diego (11-29-04)
7, Brandon Heath at UCSB (12-4-04)
6, Matt Thomas vs. Monmouth (11-22-04)
5, Brandon Heath vs. San Diego (12-1-04)
4, Brandon Heath at LMU (12-18-04)
4, Tyler Smith vs. UC San Diego (11-27-04)

TOP 3-POINT FG PERFORMANCES

4, Brandon Heath at UCSB (12-4-04)
3, John Sharper at UCSB (12-4-04)
3, Marcus Slaughter at UCSB (12-4-04)
3, Brandon Heath vs. San Diego (12-1-04)
3, Chris Manker vs. San Diego (12-1-04)
3, John Sharper vs. San Diego (12-1-04)
3, John Sharper vs. UC San Diego (11-27-04)
3, Brandon Heath vs. UCSB (11-19-04)

TOP EFFICIENCY POINT PERFORMANCES

31, Marcus Slaughter vs. UCSB (11-19-04)
29, Chris Manker vs. UC San Diego (11-27-04)
28, Chris Manker vs. San Diego (12-1-04)
27, Brandon Heath at UCSB (12-4-04)
26, Marcus Slaughter vs. UC San Diego (11-27-04)
24, Marcus Slaughter at UCSB (12-4-04)
23, Brandon Heath vs. San Diego (12-1-04)
20, Chris Manker vs. UCSB (11-19-04)
19, Marcus Slaughter at Washington (12-7-04)
19, Marcus Slaughter vs. Monmouth (11-22-04)