

Nicolette McCartney
Class of 2004



Aztecs End With Optimism

Year two of the Jim Tomey era saw the Aztecs start off strong only to struggle mid-season, but then end with a touch of optimism for the future, tallying an 8-20 record and a 3-11 mark in the Mountain West Conference.

SDSU won three of its first four outings, coasting to easy victories over Nevada (67-52) and Cal State Fullerton (73-50), before erasing a nine-point first half deficit to beat UC Irvine, 51-40, on the road.

A loss at Cal State Northridge snapped the win streak and the Aztecs had several chances to improve their record with near misses against cross-town rival USD, SMU and Oral Roberts.

The Aztecs held off Pac-10 Conference member Washington State in Pullman (63-56) and then closed out their non-conference schedule in dominating fashion against Texas Pan-American, limiting the Lady Broncs to just 15, second-half points.

In league play, SDSU earned its eighth and ninth straight victories over Air Force and for the second consecutive year, pulled off an upset of Colorado State at home.

Despite the seventh-place MWC finish, the Aztecs showed significant signs of improvement in the second half of the conference schedule. SDSU boasted halftime leads over both UNLV and MWC regular-season co-champ Utah. The Aztecs also had a one-point advantage in the final seconds of a three-point loss to New Mexico, which beat SDSU by 34 points in the two sides' earlier meeting.

For the first time in four years, SDSU opened the MWC tournament with an opponent other than New Mexico, but was still unable to advance, ending its season with a 68-51 loss to eventual runner-up Utah.

Freshmen Earn All-MWC Honors

In a good sign of the future of Aztec women's basketball, the freshman tandem of Michelle Elliott and Courtney Fritz were both honored as 2004 Mountain West all-conference selections.

Elliott earned a spot on the six-member all-MWC third team, while Fritz was an honorable mention selection.

Elliott was the only freshman to be selected to the league's three teams. The guard led SDSU in scoring most of the year, averaging 12.5 ppg., which ranked eighth overall and first among freshmen in the Mountain West Conference. She scored in double-figures in 21 of her 27 outings and led the team in assists (51) and minutes per game (36.1).

Fritz, the only Aztec to play and start in all 28 games, was second in the MWC in three-point field goals in both overall (2.25/g) and league (2.21/g) contests. Fritz ranked fourth in the SDSU season record book for three-pointers made (63), fourth in attempts (170) and ninth in percentage (37.1).

A Rain Of Threes

The Aztecs set three team records for their



The Aztecs celebrate Veronica Shaw's game-winning shot in the team's victory over Air Force.

shooting from three-point land in 2003-04. SDSU tallied a season high for most three-pointers made with 130 (previous 124 in 2001-02) and most three-point attempts with 418 (prev. 389 in 1998-99).

SDSU combined for a record 25 attempts from beyond the arc in the team's home finale against New Mexico on Feb. 28, exceeding the previous high by one.

In all, SDSU attempted 20 or more three-point shots in four games, including each of its last three regular-season outings.

On Top Of Turnovers

SDSU committed fewer turnovers than its opponent in 17 games, exceeding its 2002-03 total by four. For the year, the Aztecs boasted a program-low 470 turnovers, beating the previous record of 494 set by the 1993-94 squad.

SDSU had a season low 10 turnovers against the conference's top two squads in New Mexico (Feb. 28) and Utah (Feb. 5). The 10 turnovers were the fewest by an Aztec squad in a game since the 1996-97 campaign.

McCarthy Reaches The Century Mark

Senior Nicolette McCarthy became the fifth player in SDSU history to log 100 career

blocks, reaching the milestone against BYU on Feb. 7. McCarthy finished her career in fifth place in the Aztec record book with 108 blocks.

Other 2003-04 Aztec Notables

SDSU made 50 percent or more of its shots from the field three times versus: Cal State Fullerton (.563), Santa Clara (.519) and UNLV (.500) ... The Aztecs made 85 percent of their free throws in a come-from-behind win over Air Force on Feb. 26, the team's best performance in a conference game since joining the league five years ago ... An Aztec reached double-figures in points in the first half 14 times ... Ashlee Dunlap tallied 11 double-doubles as a sophomore to bring her career total to 21, ranking fourth in MWC history ... SDSU posted a 6-1 record when finishing with more assists in a game than its opponent ... SDSU held four opponents to 20 points or less in the first half ... The Aztecs out-rebounded their opponent in 10 games after doing so only five times (once in league play) in 27 outings in 2002-03 ... SDSU began the year with three wins in its first four contests, its best start since the 1995-96 season.

2003-04 San Diego State Results

Overall: 8-20 ■ MWC: 3-11 ■ Home: 4-10 ■ Away: 4-7 ■ Neutral: 0-3

Date	Opponent	W/L	Score	Record	SDSU High Scorer	OPP High Scorer	SDSU		Att.
							High Rebounder	High Assists	
N. 21	SAINT MARY'S	L	47-52	0-1	Elliott 12	Jackson 15	Casey/McCartny 6	Fritz 2	811
N. 24	NEVADA	W	67-52	1-1	Dunlap 23	Mancebo 15	Dunlap 10	Three with 3	367
D. 1	at Cal State Fullerton	W	73-50	2-1	Fritz 21	Pruitt 17	McCartny 6	Four with 3	103
D. 2	at UC Irvine	W	51-40	3-1	Elliott/Huetfl 15	Callaway 14	Dunlap 11	Elliott 5	332
D. 6	at Cal State Northridge	L	52-71	3-2	Dunlap 19	King 21	Dunlap 15	Fritz 3	188
D. 10	SAN DIEGO	L	60-65	3-3	Fritz 21	Menuiez 17	Dunlap 14	Dunlap 3	591
D. 14	SOUTHERN METHODIST	L	55-64	3-4	Fritz 17	Cossey 17	Dunlap 10	Dunlap 6	280
D. 20	ORAL ROBERTS	L	54-63	3-5	Fritz 15	Turek 22	Dunlap 13	Dunlap 2	370
D. 22	at Washington State	W	63-56	4-5	Dunlap 15	Ferguson 13	Dunlap 17	Five with 2	429
D. 29	vs. Tennessee-Martin#	L	56-59	4-6	Dunlap 13	Young 16	Dunlap 11	Strawberry 5	405
D. 30	vs. Brown#	L	49-57	4-7	Elliott 16	Hayes 15	Dunlap 11	McCartny/Fritz 3	386
J. 6	SANTA CLARA	L	68-70	4-8	Dunlap 19	Rondel 16	Dunlap 10	McCartny 5	343
J. 9	TEXAS-PAN AMERICAN	W	59-38	5-8	Dunlap 15	Schamel 12	Dunlap 9	Elliott 5	399
J. 17	at UNLV*	L	58-76	5-9	Elliott 18	Robinson 24	Mattson 9	Casey 4	780
J. 22	WYOMING*	L	60-71	5-10	Shaw 17	Elliott 26	Dunlap 10	Fritz 4	429
J. 24	COLORADO STATE*	W	58-55	6-10	Elliott/Fritz 15	Dennett 14	Casey 7	McCartny 7	698
J. 29	at New Mexico*	L	42-76	6-11	Fritz/Mattson 11	Forest 11	Elliott/Shaw 5	Casey 4	9,917
J. 31	at Air Force*	W	51-46	7-11	Dunlap 23	Jackson 12	Dunlap 12	Shaw 6	480
F. 5	UTAH*	L	29-56	7-12	Elliott/Shaw 8	Smith 16	Dunlap 9	Shaw 2	540
F. 7	BYU*	L	50-82	7-13	Elliott 21	Two with 13	McCartny 6	Dunlap 3	622
F. 14	UNLV*	L	56-65	7-14	Dunlap 18	Moore 18	Casey 6	Shaw 4	564
F. 19	at Colorado State*	L	56-65	7-15	Fritz 18	Espinoza 16	Fritz 5	Dunlap 4	1,485
F. 21	at Wyoming*	L	46-71	7-16	Mattson 14	Elliott 28	Mattson 6	Shaw 2	1,321
F. 26	AIR FORCE^*	W	52-50	8-16	Fritz 15	Castillo 10	Dunlap/Jackson 5	Elliott/Shaw 2	353
F. 28	NEW MEXICO^*	L	44-47	8-17	Fritz 14	Maddox 12	Mattson 8	Fritz 3	871
M. 4	at BYU*	L	45-56	8-18	Elliott/Mattson 13	Sullivan 22	Mattson 9	McCartny 3	966
M. 6	at Utah*	L	51-63	8-19	Fritz 16	Stireman 15	Mattson 12	Shaw 2	1,512
M. 10	vs. Utah!	L	51-68	8-20	Fritz 17	Smith 28	Mattson 5	Shaw 4	2,248


CAPS home games ^ = at Peterson Gym

* Mountain West Conference Game !Mountain West Conference Championships (Pepsi Center - Denver, Colo.)

Lady Blazer Invitational - Birmingham, Ala.

San Diego State Win/Loss Margin

	1	2	3	4	5	6	7	8	9	10	11	12	13	14	15	16	17	18	19	20-24	25+	
Wins (8)		1	1		1		1				1				1						2	
Losses (20)		1	2		2			1	4		2	1					1	1	1			4



San Diego State Attendance Summary

	Games	Totals	Average
Home	14	7,238	517
Away	11	17,513	1,592
Neutral	3	3,039	1,013
Total	28	27,790	993

2003-04 San Diego State Overall Stats

Overall: 8-20 ■ MWC: 3-11 ■ Home: 4-10 ■ Away: 4-7 ■ Neutral: 0-3

No. Player	GP-GS	Min-Avg	FG-A	Pct	3FG-A	Pct	FT-A	Pct	REBOUNDS			PF	FO	A	TO	Blk	Stl	Pts	Avg	
									Off	Def	Tot									
05 ELLIOTT, M.	27-27	974-36.1	125-330	.379	38-132	.288	46-72	.639	8	57	65	2.4	68	5	51	71	2	30	334	12.4
35 DUNLAP, A.	28-25	756-27.0	121-283	.428	1-3	.333	57-81	.704	77	137	214	7.6	78	4	39	86	31	38	300	10.7
04 FRITZ, C.	28-28	956-34.1	89-262	.340	63-170	.371	40-57	.702	10	55	65	2.3	63	2	40	63	2	18	281	10.0
10 HUETTL, J.	11-1	228-20.7	18-56	.321	15-40	.375	15-18	.833	7	7	14	1.3	12	0	9	12	0	8	66	6.0
20 STRAWBERRY, M.	27-10	521-19.3	49-137	.358	9-38	.237	40-62	.645	14	46	60	2.2	37	1	26	51	0	14	147	5.4
21 SHAW, V.	25-12	512-20.5	41-93	.441	0-6	.000	20-43	.465	22	27	49	2.0	51	2	39	41	0	38	102	4.1
23 MATTSON, C.	27-9	434-16.1	35-93	.376	4-24	.167	19-36	.528	20	78	98	3.6	30	2	24	25	6	14	93	3.4
24 MCCARTNY, N.	28-27	528-18.9	24-60	.400	0-0	.000	27-44	.614	31	74	105	3.8	90	3	43	45	32	22	75	2.7
42 CASEY, L.	28-1	385-13.8	24-65	.369	0-1	.000	16-26	.615	20	52	72	2.6	46	0	19	31	9	11	64	2.3
30 JACKSON, E.	25-0	228-9.1	14-37	.378	0-1	.000	7-13	.538	16	26	42	1.7	27	0	5	21	0	8	35	1.4
22 LEWIS, F.	12-0	78-6.5	2-10	.200	0-3	.000	2-4	.500	1	12	13	1.1	11	0	0	9	0	4	6	0.5
TM TEAM									41	61	102	3.6	0		15					
Total	28	5600	542-1426	.380	130-418	.311	289-456	.634	267	632	899	32.1	513	19	295	470	82	205	1503	53.7
Opponents	28	5600	573-1437	.399	141-402	.351	397-567	.700	316	695	1011	36.1	458	7	374	461	80	233	1684	60.1

SCORE BY PERIODS:	1st	2nd	Total	DEADBALL REBOUNDS:	Off	Def	Total
San Diego State	711	792	1503	San Diego State	75	14	89
Opponents	764	920	1684	Opponents	72	14	86

2003-04 Mountain West Conference Stats

MWC Overall: 3-11 ■ Home: 2-5 ■ Away: 1-6

No. Player	GP-GS	Min-Avg	FG-A	Pct	3FG-A	Pct	FT-A	Pct	REBOUNDS			PF	FO	A	TO	Blk	Stl	Pts	Avg	
									Off	Def	Tot									
05 ELLIOTT, M.	14-14	501-35.8	58-169	.343	20-76	.263	25-38	.658	5	29	34	2.4	33	2	21	39	1	17	161	11.5
04 FRITZ, C.	14-14	481-34.4	43-125	.344	31-91	.341	13-16	.813	2	34	36	2.6	30	1	20	29	0	10	130	9.3
35 DUNLAP, A.	14-12	328-23.4	51-122	.418	0-1	.000	15-21	.714	21	50	71	5.1	39	2	15	29	14	16	117	8.4
21 SHAW, V.	13-11	375-28.8	35-72	.486	0-4	.000	13-29	.448	15	21	36	2.8	29	1	31	33	0	28	83	6.4
23 MATTSON, C.	13-2	266-20.5	29-67	.433	3-14	.214	12-24	.500	15	54	69	5.3	22	2	9	16	3	7	73	5.6
20 STRAWBERRY, M.	14-3	257-18.4	22-59	.373	8-21	.381	15-28	.536	5	16	21	1.5	16	0	12	27	0	2	67	4.8
24 MCCARTNY, N.	14-14	246-17.6	11-35	.314	0-0	.000	5-10	.500	14	30	44	3.1	42	0	18	20	15	7	27	1.9
42 CASEY, L	14-0	194-13.9	9-30	.300	0-0	.000	8-14	.571	10	23	33	2.4	19	0	15	12	6	3	26	1.9
30 JACKSON, E	11-0	90-8.2	4-17	.235	0-1	.000	2-4	.500	5	7	12	1.1	11	0	0	6	0	5	10	0.9
22 LEWIS, F	8-0	62-7.8	2-9	.222	0-2	.000	0-1	.000	1	9	10	1.3	8	0	0	4	0	3	4	0.5
TM TEAM									27	28	55	3.9	0		8					
Total	14	2800	264-705	.374	62-210	.295	108-185	.584	120	301	421	30.1	249	8	141	223	39	98	698	49.9
Opponents	14	2800	293-705	.416	80-215	.372	213-292	.729	150	357	507	36.2	216	2	190	211	36	116	879	62.8

SCORE BY PERIODS:	1st	2nd	Total	DEADBALL REBOUNDS:	Off	Def	Total
San Diego State	323	375	698	San Diego State	36	5	41
Opponents	401	478	879	Opponents	35	5	40

	Score	1ST-2ND-OT	FG-A	PCT.	3FG-A	PCT.	FT-A	PCT.	Off	Def	REB	PF-DQ	A	TO	BL	ST
Aztecs	47	27-20	14-51	.275	2-11	.182	17-25	.680	13	23	36	17-1	6	18	2	10
SAINT MARY'S	52	20-32	21-46	.457	2-9	.222	8-12	.667	6	29	35	19-0	14	21	7	8
Aztecs	67	25-42	22-50	.440	4-10	.400	19-23	.826	8	27	35	19-0	15	15	2	7
NEVADA	52	20-32	20-55	.364	3-10	.300	9-15	.600	10	18	28	22-1	12	17	3	4
Aztecs	73	45-28	27-48	.563	9-15	.600	10-14	.714	4	31	35	19-1	16	18	2	5
at CS Fullerton	50	17-33	17-55	.309	3-13	.231	13-21	.619	12	18	30	14-0	13	14	0	4
Aztecs	51	19-32	17-53	.321	6-19	.316	11-14	.786	13	24	37	12-0	10	12	1	4
at UC Irvine	40	24-16	18-52	.346	2-17	.118	2-6	.333	9	24	33	14-0	11	14	0	7
Aztecs	52	22-30	14-37	.378	2-10	.200	22-26	.846	8	22	30	15-0	9	26	3	4
at CS Northridge	71	30-41	24-54	.444	7-12	.583	16-23	.696	13	19	32	20-0	13	17	1	17
Aztecs	60	28-32	22-62	.355	4-21	.190	12-21	.571	17	21	38	20-1	6	13	4	6
SAN DIEGO	65	23-42	23-56	.411	6-14	.429	13-20	.650	15	27	42	17-2	9	14	6	5
Aztecs	55	31-24	22-57	.386	5-16	.313	6-12	.500	11	28	39	17-1	14	19	2	5
SMU	64	32-32	24-56	.429	6-19	.316	10-15	.667	6	27	33	14-0	16	13	3	8
Aztecs	54	27-27	16-49	.327	6-19	.316	16-29	.552	16	19	35	22-3	7	25	6	12
ORAL ROBERTS	63	39-24	23-58	.397	1-10	.100	16-22	.727	14	26	40	22-1	14	18	6	15
Aztecs	63	28-35	19-59	.322	5-15	.333	20-31	.645	13	28	41	24-1	12	18	0	8
at Washington St.	56	25-31	11-52	.212	3-14	.214	31-39	.795	18	34	52	22-1	3	27	5	10
Aztecs	56	24-32	21-54	.389	4-18	.222	10-19	.526	13	23	36	18-0	13	20	7	13
vs. Tenn.-Martin	59	28-31	20-50	.400	7-16	.438	12-18	.667	9	24	33	17-0	18	21	2	12
Aztecs	49	26-23	18-50	.360	5-14	.357	8-14	.571	9	23	32	24-1	12	19	4	10
vs. Brown	57	26-31	19-56	.339	4-5	.800	15-28	.536	23	27	50	20-0	14	20	4	9
Aztecs	68	39-29	28-54	.519	6-10	.600	6-11	.545	8	22	30	17-1	11	16	1	11
SANTA CLARA	70	27-43	24-49	.490	9-19	.474	13-16	.813	5	20	25	12-0	18	18	2	6
Aztecs	59	27-32	18-50	.360	4-14	.286	19-26	.731	10	25	35	16-0	13	13	5	6
TEXAS PAN-AM.	38	23-15	15-45	.333	3-14	.455	5-11	.455	9	21	30	19-0	12	22	4	4
Aztecs	58	27-31	21-49	.429	3-11	.273	13-17	.765	7	17	24	27-2	13	19	3	6
at UNLV	76	22-46	22-46	.478	7-10	.700	25-34	.735	13	22	35	19-0	16	21	3	7
Aztecs	60	24-36	23-51	.451	6-17	.353	8-13	.615	8	21	29	23-1	8	16	1	6
WYOMING	71	35-36	21-43	.488	4-16	.250	25-36	.694	8	19	27	14-0	8	15	2	8
Aztecs	58	28-30	23-53	.434	8-17	.471	4-7	.571	11	19	30	10-0	17	14	3	7
COLORADO ST.	55	22-33	20-54	.370	7-18	.389	8-9	.889	13	19	32	15-1	13	15	4	5
Aztecs	42	11-31	15-57	.263	4-19	.211	8-14	.571	12	16	28	18-0	10	17	2	9
at New Mexico	76	44-32	24-46	.522	7-13	.538	21-27	.778	9	33	42	17-0	20	19	4	9
Aztecs	51	25-26	22-54	.407	2-13	.154	5-18	.278	21	26	47	23-2	13	18	5	5
at Air Force	46	18-28	14-49	.286	4-21	.190	14-23	.609	12	20	32	17-1	8	13	2	7
Aztecs	29	12-17	8-42	.190	0-5	.000	13-18	.722	4	23	27	14-0	2	10	2	6
UTAH	56	21-35	21-53	.396	7-18	.389	7-9	.778	10	32	42	17-0	13	11	3	5
Aztecs	50	19-31	17-48	.354	2-10	.200	14-26	.538	8	21	29	22-1	10	20	2	6
BYU	82	31-51	26-50	.520	5-11	.455	25-32	.781	7	27	34	22-0	11	13	2	9
Aztecs	56	31-25	26-52	.500	1-10	.100	3-11	.273	6	19	25	19-0	14	17	4	9
UNLV	65	24-41	24-49	.490	2-7	.286	15-24	.625	11	25	36	17-0	10	22	4	6
Aztecs	56	23-33	23-51	.451	6-15	.400	4-6	.667	7	24	31	18-0	17	19	4	10
at Colorado St.	65	24-41	23-57	.404	6-15	.400	13-15	.867	11	22	33	11-0	19	13	4	8
Aztecs	46	22-24	17-57	.298	3-16	.188	9-18	.500	13	22	35	13-0	6	14	1	2
at Wyoming	71	39-32	24-52	.462	13-25	.769	10-13	.769	8	33	41	18-0	18	15	0	9
Aztecs	52	34-18	15-48	.313	5-11	.455	17-20	.850	8	24	32	16-0	6	16	5	14
AIR FORCE	50	28-22	17-51	.333	5-17	.294	11-16	.688	14	27	41	16-0	11	20	1	14
Aztecs	44	18-26	18-52	.346	8-25	.320	0-2	.000	7	19	26	12-0	11	10	3	8
NEW MEXICO	47	22-25	16-46	.348	5-15	.333	10-12	.833	11	28	39	11-0	13	16	2	6
Aztecs	45	23-22	15-44	.341	5-20	.250	10-14	.714	4	27	31	16-1	9	14	1	1
at BYU	56	30-26	18-57	.316	5-16	.313	15-20	.750	13	27	40	12-0	12	8	4	10
Aztecs	51	26-25	21-47	.447	9-21	.429	0-1	.000	4	23	27	18-1	5	19	3	9
at Utah	63	21-42	23-52	.442	3-13	.231	14-22	.636	10	22	32	10-0	18	10	1	13
Aztecs	51	20-31	20-47	.426	6-16	.375	5-6	.833	4	15	19	24-1	10	15	4	6
vs. Utah	68	29-39	21-48	.438	5-15	.333	21-29	.724	17	24	41	10-0	17	14	1	8

Opponent in CAPS = SDSU home games

2003-04 San Diego State Game-By-Game Points-Rebounds-Assists

Date	Opponent	4	5	10	20	21	22	23	24	30	33	35	42
		Courtney Michelle Fritz	Jessica Elliott	Michelle Huettl	Veronica Strawberry	Veronica Shaw	Farryn Lewis	Candace Mattson	Nicolette McCartney	Erin Jackson	Jordie Smith	Ashlee Dunlap	Lindsey Casey
N. 21	SAINT MARY'S	<u>9-4-2</u>	<u>12-4-1</u>	0-0-1	DNP-CD	6-1-0	DNP-CD	<u>2-5-1</u>	<u>8-6-1</u>	0-0-0	DNP-IJ	<u>10-4-0</u>	0-6-0
N. 24	NEVADA	<u>3-2-2</u>	<u>20-1-2</u>	14-3-1	0-1-0	0-0-0	DNP-CD	<u>5-6-3</u>	<u>2-6-3</u>	0-4-1	DNP-IJ	<u>23-10-3</u>	0-0-0
D. 1	at CS Fullerton	<u>21-2-2</u>	<u>17-5-3</u>	10-0-1	4-2-0	0-0-0	0-0-0	<u>2-3-3</u>	<u>6-6-0</u>	5-5-3	DNP-IJ	<u>6-4-3</u>	2-5-1
D. 2	at UC Irvine	<u>4-3-1</u>	<u>15-4-5</u>	15-3-0	0-0-1	0-0-0	DNP-CD	<u>0-1-1</u>	<u>3-7-1</u>	2-0-0	DNP-IJ	<u>12-11-1</u>	0-3-0
D. 6	at CS Northridge	<u>7-1-3</u>	<u>11-2-2</u>	7-0-0	0-0-0	0-0-0	DNP-CD	<u>0-1-1</u>	<u>0-2-1</u>	2-1-0	DNP-IJ	<u>19-15-1</u>	6-6-1
D. 10	SAN DIEGO	<u>21-2-0</u>	<u>14-3-0</u>	2-2-1	4-3-0	DNP-CD	DNP-CD	<u>1-0-0</u>	<u>2-8-2</u>	0-1-0	DNP-IJ	<u>10-14-3</u>	6-0-0
D. 14	SO. METHODIST	<u>17-1-0</u>	<u>10-2-2</u>	3-3-1	<u>10-7-2</u>	0-1-0	DNP-CD	0-0-0	<u>5-3-2</u>	4-5-1	DNP-IJ	<u>6-10-6</u>	0-2-0
D. 20	ORAL ROBERTS	<u>15-4-1</u>	DNP-PR	<u>6-0-0</u>	<u>10-5-1</u>	0-0-1	2-1-0	1-0-0	0-0-1	4-8-0	DNP-IJ	<u>14-13-2</u>	<u>2-1-1</u>
D. 22	at Washington State	<u>7-1-2</u>	<u>11-2-2</u>	3-0-2	<u>13-3-1</u>	1-3-2	DNP-CD	3-5-0	<u>6-3-1</u>	0-0-0	DNP-IJ	<u>15-17-2</u>	4-3-0
D. 29	vs. Tenn.Martin#	<u>8-2-1</u>	<u>8-2-3</u>	6-2-1	<u>7-8-5</u>	DNP-CD	DNP-CD	2-0-1	<u>6-7-2</u>	4-2-0	DNP-IJ	<u>13-11-0</u>	2-1-0
D. 30	vs. Brown#	<u>9-1-3</u>	<u>16-3-1</u>	0-1-1	<u>4-1-1</u>	4-1-0	0-1-0	0-0-1	<u>6-5-3</u>	0-1-0	DNP-IJ	<u>10-11-2</u>	0-3-0
J. 6	SANTA CLARA	<u>8-0-2</u>	<u>17-1-4</u>	DNP-IJ	<u>14-4-0</u>	4-1-0	DNP-CD	0-0-0	<u>2-6-5</u>	0-0-0	DNP-IJ	<u>19-10-0</u>	4-4-0
J. 9	TEXAS-PAN AM.	<u>5-4-1</u>	<u>12-1-5</u>	DNP-IJ	<u>11-4-2</u>	2-5-1	0-1-0	0-3-1	<u>0-0-1</u>	2-1-0	DNP-IJ	<u>15-9-1</u>	12-5-1
J. 17	at UNLV*	<u>6-0-2</u>	<u>18-4-3</u>	DNP-IJ	<u>2-0-0</u>	15-1-1	0-0-0	6-9-1	<u>2-1-2</u>	4-1-0	DNP-IJ	<u>2-2-0</u>	3-3-4
J. 22	WYOMING*	<u>9-5-4</u>	<u>13-0-1</u>	DNP-IJ	6-0-0	<u>17-4-1</u>	0-1-0	2-1-0	<u>0-4-0</u>	0-0-0	DNP-IJ	<u>10-10-2</u>	3-2-0
J. 24	COLORADO STATE*	<u>15-0-0</u>	<u>15-2-3</u>	DNP-IJ	6-0-0	<u>8-2-4</u>	DNP-CD	DNP-CD	<u>2-6-7</u>	DNP-CD	DNP-IJ	<u>8-6-1</u>	4-7-2
J. 29	at New Mexico*	<u>11-1-1</u>	<u>7-5-1</u>	DNP-IJ	0-1-0	<u>2-5-1</u>	4-1-0	11-4-3	<u>4-4-0</u>	0-0-0	DNP-IJ	<u>0-3-0</u>	3-1-4
J. 31	at Air Force*	<u>6-8-2</u>	<u>4-3-4</u>	DNP-IJ	2-1-0	<u>9-5-6</u>	0-0-3	4-3-0	<u>2-3-0</u>	0-0-0	DNP-IJ	<u>23-12-1</u>	1-2-0
F. 5	UTAH*	<u>4-3-0</u>	<u>8-2-0</u>	DNP-IJ	0-2-0	<u>8-0-2</u>	0-0-0	0-3-0	<u>3-5-0</u>	0-0-0	DNP-IJ	<u>6-9-0</u>	0-0-0
F. 7	BYU*	<u>1-0-1</u>	<u>21-4-1</u>	DNP-IJ	<u>10-1-1</u>	DNP-IJ	0-3-0	3-4-0	<u>2-6-2</u>	0-2-0	DNP-IJ	<u>11-4-3</u>	2-2-2
F. 14	UNLV*	<u>4-0-2</u>	<u>11-1-2</u>	DNP-IJ	4-2-3	<u>6-4-4</u>	DNP-CD	4-3-0	<u>2-2-1</u>	DNP-CD	DNP-IJ	<u>18-5-1</u>	7-6-1
F. 19	at Colorado State*	<u>18-5-2</u>	<u>15-2-3</u>	DNP-IJ	11-3-3	<u>2-2-3</u>	0-1-0	2-4-2	<u>0-0-0</u>	0-2-0	DNP-IJ	<u>8-3-4</u>	0-2-0
F. 21	at Wyoming*	<u>6-4-1</u>	<u>1-1-0</u>	DNP-IJ	12-4-1	<u>0-1-2</u>	0-1-0	14-6-0	<u>6-4-0</u>	4-2-0	DNP-IJ	<u>2-1-1</u>	1-5-1
F. 26	AIR FORCE^*	<u>15-4-1</u>	<u>9-4-2</u>	DNP-IJ	<u>8-4-1</u>	5-1-2	DNP-CD	0-3-0	<u>2-4-0</u>	2-5-0	DNP-IJ	<u>11-5-0</u>	0-1-0
F. 28	NEW MEXICO^*	<u>14-2-3</u>	<u>13-1-1</u>	DNP-IJ	0-2-1	<u>4-3-1</u>	DNP-CD	7-8-2	<u>0-2-2</u>	0-0-0	DNP-IJ	<u>6-4-1</u>	0-1-0
M. 4	at BYU*	<u>5-2-1</u>	<u>13-2-0</u>	DNP-IJ	1-0-2	<u>1-4-2</u>	DNP-CD	<u>13-9-0</u>	<u>2-2-3</u>	DNP-CD	DNP-IJ	8-7-1	2-1-0
M. 6	at Utah*	<u>16-2-0</u>	<u>13-3-0</u>	DNP-IJ	5-1-0	<u>6-4-2</u>	DNP-CD	<u>7-12-1</u>	<u>0-1-1</u>	0-0-0	DNP-IJ	4-0-0	0-0-1
M. 10	vs. Utah!	<u>17-2-0</u>	<u>10-1-0</u>	DNP-IJ	3-1-1	<u>2-1-4</u>	DNP-CD	<u>4-5-3</u>	<u>2-2-2</u>	2-2-0	DNP-IJ	11-4-0	0-0-0

Underline = starter CD - Did Not Play, Coach's Decision; IJ - Did Not Play, Injured; PR - Did Not Play, Personal Reasons
 # = At Birmingham, Ala. ^ = At Peterson Gym * = MWC game ! = MWC Championships (Denver, Colo.)

2003-04 San Diego State Game-By-Game Starters

Game	Forward	Forward	G/F	Guard	Guard	Game	Forward	Forward	G/F	Guard	Guard
St. Mary's (L)	McCartny	Dunlap	Mattson	Elliott	Fritz	UNLV* (L)	McCartny	Dunlap	Shaw	Elliott	Fritz
Nevada (W)	McCartny	Dunlap	Mattson	Elliott	Fritz	Colorado St.* (L)	McCartny	Dunlap	Shaw	Elliott	Fritz
CS Fullerton (W)	McCartny	Dunlap	Mattson	Elliott	Fritz	Wyoming* (L)	McCartny	Dunlap	Shaw	Elliott	Fritz
UC Irvine (W)	McCartny	Dunlap	Mattson	Elliott	Fritz	Air Force* (W)	McCartny	Dunlap	Strawberry	Elliott	Fritz
CS Northridge (L)	McCartny	Dunlap	Mattson	Elliott	Fritz	New Mexico* (L)	McCartny	Dunlap	Shaw	Elliott	Fritz
San Diego (L)	McCartny	Dunlap	Mattson	Elliott	Fritz	BYU* (L)	McCartny	Mattson	Shaw	Elliott	Fritz
SMU (L)	McCartny	Dunlap	Strawberry	Elliott	Fritz	Utah* (L)	McCartny	Mattson	Shaw	Elliott	Fritz
Oral Roberts (L)	Casey	Dunlap	Strawberry	Huettl	Fritz	Utah (L)	McCartny	Mattson	Shaw	Elliott	Fritz
Washington St. (W)	McCartny	Dunlap	Strawberry	Elliott	Fritz						
UT-Martin (L)	McCartny	Dunlap	Strawberry	Elliott	Fritz						
Brown (L)	McCartny	Dunlap	Strawberry	Elliott	Fritz						
Santa Clara (L)	McCartny	Dunlap	Strawberry	Elliott	Fritz						
UT-Pan Am. (W)	McCartny	Dunlap	Strawberry	Elliott	Fritz						
UNLV* (L)	McCartny	Dunlap	Strawberry	Elliott	Fritz						
Wyoming* (L)	McCartny	Dunlap	Shaw	Elliott	Fritz						
Colorado St.* (W)	McCartny	Dunlap	Shaw	Elliott	Fritz						
New Mexico* (L)	McCartny	Dunlap	Shaw	Elliott	Fritz						
Air Force* (W)	McCartny	Dunlap	Shaw	Elliott	Fritz						
Utah* (L)	McCartny	Dunlap	Shaw	Elliott	Fritz						
BYU* (L)	McCartny	Dunlap	Strawberry	Elliott	Fritz						

Line-Up Records

McCartny, Dunlap, Strawberry, Elliott, Fritz (3-6)
 McCartny, Dunlap, Shaw, Elliott, Fritz (2-7)
 McCartny, Dunlap, Mattson, Elliott, Fritz (3-3)
 McCartny, Mattson, Shaw, Elliott, Fritz (0-3)
 Casey, Dunlap, Strawberry, Huettl, Fritz (0-1)

Team Highs

POINTS	73, 12-1-03 at CS Fullerton 68, 1-6-04 vs. Santa Clara
FG MADE	28, 1-6-04 vs. Santa Clara 27, 12-1-03 at CS Fullerton
FG ATT.	62, 12-10-03 vs. USD 59, 12-22-03 at Wash. State
FG PCT.	.563, 12-1-03 at CS Fullerton .519, 1-6-04 vs. Santa Clara
3 PT FG MADE	9, 12-1-03 at CS Fullerton 9, 3-6-04 at Utah
3 PT FG ATT.	25, 2-28-04 vs. New Mexico 21, two times
3 PT FG PCT.	.600, 12-1-03 at CS Fullerton .600, 1-6-04 vs. Santa Clara
FT MADE	22, 12-6-03 at CS Northridge 20, 12-22-03 at Wash. State
FT ATT.	31, 12-22-03 at Wash. State 29, 12-20-03 vs. Oral Roberts
FT PCT.	.850, 2-26-04 vs. Air Force .846, 12-6-03 at CS Northridge
REBOUNDS	47, 1-31-04 at Air Force 41, 12-22-03 at Wash. State
ASSISTS	17, 1-24-04 vs. Colo. State 17, 2-19-04 at Colo. State
STEALS	14, 2-26-04 vs. Air Force 13, 12-29-03 vs. UT-Martin
BLK. SHOTS	7, 12-29-03 vs. UT-Martin 6, 12-20-03 vs. Oral Roberts
TURNOVERS	10, 2-5-04 vs. Utah 10, 2-28-04 vs. New Mexico
FOULS	10, 1-24-04 vs. Colo. State 12, two times

Team Lows

POINTS	29, 2-5-04 vs. Utah
FG MADE	8, 2-5-04 vs. Utah
FG ATT.	37, 12-6-03 at CS Northridge
FG PCT.	.190, 2-5-04 vs. Utah
3 PT FG MADE	0, 2-5-04 vs. Utah
3 PT FG ATT.	5, 2-5-04 vs. Utah
3 PT FG PCT.	.000, 2-5-04 vs. Utah
FT MADE	0, two times
FT ATT.	1, 3-6-04 at Utah
FT PCT.	.000, two times
REBOUNDS	19, 3-10-04 vs. Utah
ASSISTS	2, 2-5-04 vs. Utah
STEALS	1, 3-4-04 at BYU
BLK. SHOTS	0, 12-22-03 at Washington St.
TURNOVERS	26, 12-6-03 at CS Northridge
FOULS	27, 1-17-04 at UNLV

San Diego State Individual Highs


POINTS	23, Dunlap, 11-24-03 vs. Nevada 23, Dunlap, 1-31-04 at Air Force
FG MADE	11, Dunlap, 1-31-04 at Air Force 9, Dunlap, two times
FG ATT.	18, Dunlap, three times
FG PCT. (min. 5)	1.000 (6-6), Shaw, 1-17-04 at UNLV
3 PT FG MADE	5, Fritz, two times
3 PT FG ATT.	12, Fritz, 2-28-04 vs. N.M.
3-PT FG PCT.	1.000, Fritz, 12-1-03 at CSF
FT MADE	9, Huettl, 11-24-03 vs. Nevada
FT ATT.	12, two times
FT PCT. (min. 3)	1.000 (5-5), Dunlap, 11-24-03 vs. Nev.
REBOUNDS	17, Dunlap, 12-22-03 at WSU 15, Dunlap, 12-6-03 at CSN
ASSISTS	7, McCartney, 1-24-04 vs. CSU 6, two times
STEALS	5, Shaw, two times
BLK. SHOTS	4, Dunlap, 12-29-03 vs. UT-M
TURNOVERS	7, Dunlap, 12-6-03 at CSN
FOULS	5, 19 times

Opponent Team Highs

POINTS	82, 2-7-04 vs. BYU
FG MADE	26, 2-7-04 vs. BYU
FG ATT.	58, 12-20-03 vs. Oral Roberts
FG PCT.	.522, 1-29-04 at New Mexico
3 PT FG MADE	13, 2-21-04 at Wyoming
3 PT FG ATT.	25, 2-21-04 at Wyoming
3 PT FG PCT.	.800, 12-29-03 vs. UT-Martin
FT MADE	31, 12-22-03 at Wash. St.
FT ATT.	39, 12-22-03 at Wash. St.
FT PCT.	.889, 1-24-04 vs. Colorado St.
REBOUNDS	52, 12-22-03 at Wash. St.
ASSISTS	20, 1-29-04 at New Mexico
STEALS	17, 12-6-03 at CS Northridge
BLK. SHOTS	7, 11-21-03 vs. St. Mary's
TURNOVERS	27, 12-22-03 at Wash. St.
FOULS	22, four times

Opponent Team Lows

POINTS	38, 1-9-04 vs. UTPA
FG MADE	11, 12-22-03 at Wash. St.
FG ATT.	43, 1-22-04 vs. Wyoming
FG PCT.	.212, 12-22-03 at Wash. St.
3 PT FG MADE	1, 12-20-03 vs. Oral Roberts
3 PT FG ATT.	5, 12-29-03 vs. UT-Martin
3 PT FG PCT.	.100, 12-20-03 vs. Oral Roberts
FT MADE	2, 12-2-03 at UC Irvine
FT ATT.	6, 12-2-03 at UC Irvine
FT PCT.	.333, 12-2-03 at UC Irvine
REBOUNDS	25, 1-6-04 vs. Santa Clara
ASSISTS	3, 12-22-03 at Wash. State
STEALS	4, three times
BLK. SHOTS	0, three times
TURNOVERS	8, 3-4-04 at BYU
FOULS	10, two times (vs. Utah)



Michelle Elliott

Double-Figure Scoring Games

Michelle Elliott (21), Ashlee Dunlap (17), Courtney Fritz (11), Michelle Strawberry (8), Jessica Huettl (3), Candace Mattson (3), Veronica Shaw (2), Lindsey Casey (1)

Double-Figure Rebound Games

Ashlee Dunlap (12), Candace Mattson (1)

SDSU High Scorer

Courtney Fritz (11), Ashlee Dunlap (8), Michelle Elliott (8), Candace Mattson (3), Veronica Shaw (2), Jessica Huettl (1)

Games Led SDSU In Rebounds

Ashlee Dunlap (15), Candace Mattson (6), Nicolette McCartney (3), Lindsey Casey (3), Michelle Elliott (1), Veronica Shaw (1), Courtney Fritz (1), Erin Jackson (1)

Games Led SDSU In Assists

Ashlee Dunlap (8), Veronica Shaw (8), Courtney Fritz (6), Michelle Elliott (5), Nicolette McCartney (5), Courtney Mattson (2), Lindsey Casey (2), Erin Jackson (1), Jessica Huettl (1), Michelle Strawberry (1)

Saint Mary's 52, San Diego St. 47

Game 1 ■ Nov. 21 ■ Cox Arena ■ San Diego, CA

St. Mary's	FG	3FG	FT	REB	F	TP	A	I	B	S	MP
Jackson	5-7	0-0	5-6	6	1	15	3	1	1	1	33
Merfle	5-6	1-2	0-1	1	2	11	1	1	0	1	24
Shaughnessy	0-2	0-0	1-2	7	2	1	3	2	1	3	31
Benavente	3-6	1-2	0-0	2	1	7	3	6	0	2	27
Williams	3-8	0-0	0-0	3	3	6	1	6	0	0	20
Obaiza	2-2	0-0	0-0	3	4	4	0	2	0	0	7
Lopez	1-2	0-2	0-0	1	2	0	0	1	0	1	7
Urmonaite	1-2	0-0	0-0	3	2	2	1	0	1	1	17
Van Burger	1-9	0-3	2-2	6	3	4	2	2	1	0	23
Ludwick	0-0	0-0	0-0	2	0	0	0	0	0	0	3
Arredondo	0-1	0-0	0-0	1	0	0	0	1	2	0	8
TOTALS	21-46	2-9	8-12	35	19	52	14	21	7	8	200
Pct.	45.7	22.2	66.7								

SDSU	FG	3FG	FT	REB	F	TP	A	I	B	S	MP
Mattson	0-5	0-2	2-2	5	1	2	1	2	0	1	21
McCartny	1-4	0-0	6-8	6	4	8	1	2	2	2	33
Dunlap	4-11	0-2	2-4	4	5	10	0	3	0	0	24
Fritz	3-11	1-4	2-4	4	1	9	2	2	0	2	35
Elliott	5-14	1-4	1-1	4	0	12	1	4	0	1	38
Huettl	0-2	0-1	0-0	0	1	0	1	1	0	3	16
Shaw	1-3	0-0	4-6	1	1	6	0	1	0	1	13
Jackson	0-1	0-0	0-0	0	0	0	0	1	0	0	3
Casey	0-0	0-0	0-0	6	4	0	0	1	0	0	17
Team				6				1			
TOTALS	14-51	2-11	17-25	36	17	47	6	18	2	10	200
Pct.	27.5	18.2	68.0								

Officials: Marianne Karp, Anita Ortega, Rob Bryson
 Technical fouls: None
 Attendance: 811

Score by Periods	1st	2nd	Total
St. Mary's	20	32	52
San Diego State	27	20	47

San Diego St. 73, CS Fullerton 50

Game 3 ■ Dec. 1 ■ Titan Gym ■ Fullerton, CA

SDSU	FG	3FG	FT	REB	F	TP	A	I	B	S	MP
Mattson	1-2	0-1	0-0	3	0	2	3	2	0	2	23
Dunlap	3-8	0-0	0-0	4	5	6	3	2	0	0	16
McCartny	2-2	0-0	2-2	6	3	6	0	0	2	2	24
Fritz	6-8	5-5	4-5	2	2	21	2	3	0	0	29
Elliott	7-11	2-3	1-2	5	1	17	3	3	0	1	35
Huettl	3-5	2-4	2-2	0	1	10	1	1	0	0	22
Strawberry	2-4	0-2	0-0	2	1	4	0	2	0	0	11
Shaw	0-1	0-0	0-1	0	2	0	0	0	0	0	5
Lewis	0-0	0-0	0-0	0	0	0	0	0	0	0	3
Jackson	2-3	0-0	1-2	5	0	5	3	2	0	0	16
Casey	1-4	0-0	0-0	5	4	2	1	3	0	0	16
Team				3							
TOTALS	27-48	9-15	10-14	35	19	73	16	18	2	5	200
Pct.	56.3	60.0	71.4								

CSF	FG	3FG	FT	REB	F	TP	A	I	B	S	MP
Fruitt	4-10	0-2	9-10	9	3	17	1	3	0	0	23
Moon	2-12	0-2	2-2	2	4	6	1	2	0	2	30
Ortega	1-8	0-0	0-0	6	1	2	1	2	0	1	21
McDaniel	1-3	0-0	2-5	2	3	4	6	3	0	0	30
Quinn	2-7	1-5	0-0	1	0	5	1	0	0	0	21
Sorell	2-2	0-0	0-0	0	4	0	0	0	0	0	9
Keathley	0-0	0-0	0-0	0	0	0	0	0	0	0	4
Lee	0-1	0-0	0-0	0	0	0	1	1	0	0	11
Underwood	3-7	2-4	0-2	2	0	8	1	1	0	0	21
Wagner	0-0	0-0	0-0	0	0	0	0	0	0	0	3
Adams	1-3	0-0	0-2	2	2	2	0	0	0	1	17
Mosley	1-2	0-0	0-0	0	1	2	1	2	0	0	10
Team				6							
TOTALS	17-55	3-13	13-21	30	14	50	13	14	0	4	200
Pct.	30.9	23.1	61.9								

Officials: Jay Schweitzer, Norma Leibfreid, Mark Penaflo
 Technical fouls: None
 Attendance: 103

Score by Periods	1st	2nd	Total
San Diego State	45	28	73
CS Fullerton	17	33	50

CS Northridge 71, San Diego St. 52

Game 5 ■ Dec. 6 ■ The Matadome ■ Northridge, CA

SDSU	FG	3FG	FT	REB	F	TP	A	I	B	S	MP
Mattson	0-2	0-1	0-0	1	0	0	1	1	0	0	20
McCartny	0-1	0-0	0-0	2	3	0	1	1	1	1	20
Dunlap	6-12	0-0	7-8	15	1	19	1	5	2	1	36
Fritz	1-4	0-0	5-6	1	3	7	3	7	0	0	32
Elliott	5-12	1-5	0-0	2	3	11	2	4	0	0	40
Huettl	1-3	1-3	4-4	0	1	7	0	2	0	1	24
Strawberry	0-1	0-1	0-0	0	0	0	0	1	0	0	3
Shaw	0-0	0-0	0-0	0	1	0	0	0	0	0	1
Jackson	1-1	0-0	0-0	1	2	2	0	2	0	1	6
Casey	0-1	0-0	6-8	6	1	6	1	2	0	0	18
Team				2				1			
TOTALS	14-37	2-10	22-26	30	15	52	9	26	3	4	200
Pct.	37.8	20.0	84.6								

CSN	FG	3FG	FT	REB	F	TP	A	I	B	S	MP
King	6-10	2-3	7-8	3	2	21	2	4	0	3	28
Tulikihifo	6-11	2-2	0-0	7	2	14	1	0	0	5	31
O'Rourke	1-2	0-0	1-2	1	4	3	1	0	0	0	14
Gildersleeve	1-1	1-1	0-2	1	2	3	2	2	0	1	23
Rhodes	0-7	0-0	2-3	3	0	2	3	2	0	1	29
McCaa	2-6	0-1	0-0	4	2	4	2	5	0	4	18
Fuleki	4-10	1-4	5-5	4	1	14	1	1	0	3	16
Papac	1-1	1-1	0-0	0	3	0	0	0	0	0	9
Burries	1-2	0-0	0-0	4	2	2	1	1	0	0	10
Markovich	2-3	0-0	0-1	4	2	4	0	1	1	0	14
Garcia	0-0	0-0	0-0	0	1	0	0	0	0	0	2
Cushing	0-1	0-0	1-2	0	2	1	0	0	0	0	6
Team				1				1			
TOTALS	24-54	7-12	16-23	32	20	71	13	17	1	17	200
Pct.	44.4	58.3	69.6								

Officials: Maj Forsberg, Connie Perkins, Michael Hay
 Technical fouls: None
 Attendance: 188

Score by Periods	1st	2nd	Total
San Diego State	22	30	52
CS Northridge	30	41	71

San Diego St. 67, Nevada 52

Game 2 ■ Nov. 24 ■ Cox Arena ■ San Diego, CA

Nevada	FG	3FG	FT	REB	F	TP	A	I	B	S	MP
Bankston	1-7	0-0	0-0	1	5	2	3	3	0	0	14
Henry	3-7	0-0	1-2	9	1	7	0	2	2	0	33
Quick-Rath	1-6	0-2	0-0	2	0	2	1	1	0	0	19
Mancebo	5-13	3-6	2-2	3	3	15	3	1	0	3	30
Saltmarsh	3-4	0-0	4-4	5	4	10	1	2	0	1	33
Dahl	0-0	0-0	0-0	1	1	0	0	0	0	0	7
Graham	2-7	0-2	0-1	1	4	4	3	2	0	0	26
Preslar	3-6	0-0	1-4	3	1	7	0	4	0	0	16
Lappinga	0-1	0-0	0-0	1	1	0	0	1	0	0	5
Magee	2-4	0-0	1-2	2	2	5	1	1	1	0	17
TOTALS	20-55	3-10	9-15	28	22	52	12	17	3	4	200
Pct.	36.4	30.0	60.0								

SDSU	FG	3FG	FT	REB	F	TP	A	I	B	S	MP
Mattson	2-2	1-1	0-0	6	2	5	3	0	0	0	20
McCartny	0-3	0-0	2-2	6	4	2	3	4	1	0	21
Dunlap	9-18	0-0	5-5	10	3	23	3	5	0	3	33
Fritz	1-7	1-4	0-0	2	2	3	2	1	1	0	25
Elliott	8-12	1-2	3-4	1	1	20	2	2	0	1	40
Huettl											

SMU 64, San Diego St. 55

Game 7 ■ Dec. 14 ■ Cox Arena ■ San Diego, CA

SMU	FG	3FG	FT	REB	F	TP	A	I	B	S	MP
Davis	3-7	1-3	0-0	8	1	7	1	3	1	0	31
Walter	1-3	0-0	0-0	2	3	2	0	1	0	1	16
Shead	5-7	1-1	2-4	3	1	13	5	2	0	1	32
Ramdhanny	2-10	0-1	4-6	8	0	8	3	1	1	1	30
Cossey	5-10	3-8	4-5	3	0	17	0	1	0	3	23
White	1-2	0-1	0-0	1	2	2	2	3	0	0	18
Gross	1-3	1-3	0-0	0	1	3	0	0	0	0	4
Roberts	4-9	0-0	0-0	3	3	8	5	2	0	2	25
Leef	2-5	0-2	0-0	3	2	4	0	0	0	0	14
Swinney	0-0	0-0	0-0	1	1	0	0	0	1	0	7
Team				1							
TOTALS	24-56	6-19	10-15	33	14	64	16	13	3	8	200
Pct.	42.9	31.6	66.7								

SDSU	FG	3FG	FT	REB	F	TP	A	I	B	S	MP
McCarthy	2-3	0-0	1-3	3	0	5	2	3	1	1	17
Dunlap	3-6	0-0	0-0	10	1	6	6	6	1	2	36
Fritz	6-13	4-10	1-2	1	4	17	0	3	0	0	35
Elliott	5-15	0-2	0-0	2	5	10	2	2	0	0	33
Strawberry	3-10	0-0	4-5	7	3	10	2	1	0	0	24
Huetfl	1-4	1-3	0-0	3	1	3	1	1	0	0	17
Shaw	0-1	0-1	0-2	1	2	0	0	1	0	0	9
Mattson	0-0	0-0	0-0	0	0	0	0	0	0	0	2
Jackson	2-5	0-0	0-0	5	1	4	1	0	1	0	21
Casey	0-0	0-0	0-0	2	0	0	0	0	0	1	6
Team				5							
TOTALS	22-57	5-16	6-12	39	17	55	14	19	2	5	200
Pct.	38.6	31.3	50.0								

Officials: Chuck Gonzales, Rob Bryson, Jennifer Tentor
 Technical fouls: None
 Attendance: 280

Score by Periods	1st	2nd	Total
SMU	32	32	64
San Diego State	31	24	55

San Diego St. 63, Washington St. 56

Game 9 ■ Dec. 22 ■ Friel Court ■ Pullman, WA

SDSU	FG	3FG	FT	REB	F	TP	A	I	B	S	MP
McCarthy	2-2	0-0	2-4	3	4	6	1	1	0	0	15
Dunlap	5-18	0-0	5-6	17	1	15	2	5	0	2	30
Fritz	1-10	1-5	4-4	1	3	7	2	1	0	0	37
Elliott	4-10	3-6	0-0	2	5	11	2	2	0	1	25
Strawberry	4-10	0-1	5-7	3	2	13	1	6	0	2	29
Huetfl	1-4	1-3	0-0	0	3	3	2	1	0	1	16
Shaw	0-0	0-0	1-2	3	3	1	2	1	0	0	14
Mattson	0-1	0-0	3-6	5	1	3	0	0	0	1	12
Jackson	0-0	0-0	0-0	0	2	0	0	0	0	0	1
Casey	2-4	0-0	0-2	3	0	4	0	1	0	1	21
Team				4							
TOTALS	19-59	5-15	20-31	41	24	63	12	18	0	8	200
Pct.	32.2	33.3	64.5								

WSU	FG	3FG	FT	REB	F	TP	A	I	B	S	MP
Benz	1-8	0-3	3-7	19	5	5	0	3	2	2	32
McCall	1-9	0-0	8-11	8	2	10	0	3	1	1	27
Perry	1-8	0-2	8-8	8	3	10	1	6	0	1	28
Egeland	3-9	1-4	1-1	3	2	8	1	5	0	0	34
Jones	0-1	0-0	3-4	2	2	3	0	2	0	0	15
Stratton	0-0	0-0	0-0	1	0	0	0	2	0	1	6
Singer	1-3	1-1	2-2	0	1	5	1	0	0	1	12
Joneby	0-1	0-0	0-0	0	0	0	0	0	1	1	10
Ferguson	4-10	1-3	4-4	4	4	13	0	4	1	2	20
Dugan	0-3	0-1	0-0	0	2	0	0	0	0	1	6
Clevenger	0-0	0-0	2-2	0	2	0	0	0	0	0	5
Horton	0-0	0-0	0-0	1	1	0	0	1	0	0	5
Team				4							
TOTALS	11-52	3-14	31-39	52	22	56	3	27	5	10	200
Pct.	21.2	21.4	79.5								

Officials: Rick Showers, Wanda Szeremeta, Lucy Banuelos
 Technical fouls: None
 Attendance: 429

Score by Periods	1st	2nd	Total
San Diego State	28	35	63
Washington State	25	31	56

Brown 57, San Diego St. 49

Game 11 ■ Dec. 30 ■ Barlow Arena ■ Birmingham, AL

SDSU	FG	3FG	FT	REB	F	TP	A	I	B	S	MP
McCarthy	3-3	0-0	0-0	5	4	6	3	2	0	1	30
Dunlap	3-9	0-0	4-4	11	4	10	2	4	1	1	33
Fritz	3-10	3-7	0-2	1	0	9	3	4	0	1	37
Elliott	6-13	2-3	2-5	3	5	16	1	2	0	4	33
Strawberry	1-9	0-4	2-2	1	3	4	1	2	0	3	31
Huetfl	0-0	0-0	0-0	1	0	0	1	2	0	0	3
Shaw	2-3	0-0	0-1	1	3	4	0	0	0	0	12
Lewis	0-0	0-0	0-0	1	0	0	0	1	0	0	3
Mattson	0-1	0-0	0-0	0	0	0	1	0	1	0	1
Jackson	0-0	0-0	0-0	1	2	0	0	0	0	0	6
Casey	0-2	0-0	0-0	3	3	0	0	1	2	0	11
Team				4							
TOTALS	18-50	5-14	8-14	32	24	49	12	19	4	10	200
Pct.	36.0	35.7	57.1								

Brown	FG	3FG	FT	REB	F	TP	A	I	B	S	MP
Mitchell	7-19	0-0	0-3	9	1	14	0	2	1	2	31
Craigwell	2-6	0-0	0-6	6	3	4	1	2	0	0	20
Golston	0-5	0-0	2-4	1	3	2	6	2	1	0	27
Kelly	2-3	2-2	2-2	2	4	8	2	4	0	2	26
Hayes	3-10	0-0	9-10	10	2	15	2	1	1	3	38
Vocell	0-0	0-0	0-0	0	0	0	0	0	0	0	2
Robertson	1-4	1-1	0-0	8	3	3	0	3	1	0	10
McAfee	0-1	0-0	2-2	2	0	2	2	0	0	0	13
King-Bischof	3-6	1-1	0-1	3	3	7	0	5	0	1	16
Kenner	1-2	0-1	0-0	0	1	2	1	1	0	1	17
Team				9							
TOTALS	19-56	4-5	15-28	50	20	57	14	20	4	9	200
Pct.	33.9	80.0	53.6								

Officials: Ernie Yarbrough, Leslie Claybrook, Bill Young
 Technical fouls: None
 Attendance: 386

Score by Periods	1st	2nd	Total
San Diego State	26	23	49
Brown	26	31	57

Oral Roberts 63, San Diego St. 54

Game 8 ■ Dec. 20 ■ Cox Arena ■ San Diego, CA

ORU	FG	3FG	FT	REB	F	TP	A	I	B	S	MP
Turek	9-12	0-0	4-6	14	2	22	2	4	2	2	39
Davidson	2-3	1-2	0-0	2	1	5	0	1	0	0	14
Cannon	2-8	0-2	5-6	5	2	9	8	4	0	6	37
Louis	4-14	0-1	4-4	8	3	12	1	3	1	3	34
Obudho	4-6	0-0	2-3	1	5	10	2	4	0	1	18
Kovacevic	0-1	0-1	0-0	0	0	0	0	1	0	0	1
Seay	0-0	0-0	0-0	0	1	0	0	1	0	0	2
Williston	1-9	0-4	1-3	0	4	3	0	0	0	1	23
Langford	1-1	0-0	0-0	1	0	2	1	0	0	0	6
Boan	0-4	0-0	0-0	2	2	0	0	0	0	1	16
Fithian	0-0	0-0	0-0	1	2	0	0	0	3	1	10
Team				6							
TOTALS	23-58	1-10	16-22	40	22	63	14	18	6	15	200
Pct.	39.7	10.0	72.7								

SDSU	FG	3FG	FT	REB	F	TP	A	I	B	S	MP
Dunlap	4-8	0-0	6-11	13	3	14	2	4	3	4	32
Casey	1-3	0-0	0-0	1	0	2	1	3	1	1	19
Fritz	5-16	4-9	1-2	4	5	15	1	4	1	1	35
Huetfl	2-8	2-6	0-0	0	6	0	2	0	1	1	28
Strawberry	3-8	0-2	4-6	5	5	10	1	4	0		

San Diego St. 59, Texas-Pan Am. 38

Game 13 ■ Jan. 9 ■ Cox Arena ■ San Diego, CA

UTPA	FG	3FG	FT	REB	F	TP	A	I	B	S	MP
Dudley	1-3	0-0	4-6	4	1	6	1	3	0	0	24
Schamel	6-10	0-0	0-0	1	4	12	0	4	1	0	22
Carlow	1-2	1-1	0-1	4	2	3	3	0	0	0	27
Roberts	0-5	0-2	0-1	1	1	0	1	3	0	1	13
Oler	0-2	0-0	0-0	1	0	0	2	0	0	1	19
Knox	0-1	0-0	0-0	1	1	0	0	1	0	0	3
Piwonka	1-4	0-2	0-0	1	2	2	2	3	0	1	16
Daniel	3-5	0-0	0-1	3	2	6	1	1	2	0	19
Cheadle	0-2	0-1	0-0	2	4	0	1	2	0	0	17
Decock	3-9	2-8	0-0	4	0	8	0	0	1	1	25
Arriola	0-0	0-0	0-0	0	1	0	0	2	0	0	4
Coleman	0-1	0-0	0-0	1	0	0	0	1	0	0	3
Gooden	0-1	0-0	1-2	4	1	1	1	1	0	0	8
Team				3				1			
TOTALS	15-45	3-14	5-11	30	19	38	12	22	4	4	200
Pct.	33.3	21.4	45.5								

SDSU	FG	3FG	FT	REB	F	TP	A	I	B	S	MP
McCartny	0-0	0-0	0-0	0	3	0	1	1	1	1	11
Dunlap	5-13	0-0	5-8	9	3	15	1	2	3	1	29
Fritz	1-5	1-3	2-2	4	3	5	1	1	0	0	32
Elliott	4-13	2-6	2-4	1	0	12	5	2	0	0	39
Strawberry	2-6	1-3	6-8	4	2	11	2	2	0	0	33
Shaw	0-2	0-1	2-2	5	2	2	1	1	0	1	14
Lewis	0-0	0-0	0-0	1	0	0	0	2	0	1	2
Mattson	0-1	0-0	0-0	3	0	0	1	1	1	1	7
Jackson	1-2	0-0	0-0	1	2	0	0	0	0	0	11
Casey	5-8	0-1	2-2	5	2	12	1	0	0	1	22
Team				2				1			
TOTALS	18-50	4-14	19-26	35	16	59	13	13	5	6	200
Pct.	36.0	28.6	73.1								

Officials: Marianne Karp, Rob Bryson, Michol Murray
 Technical fouls: 1, UTPA bench
 Attendance: 399

Score by Periods	1st	2nd	Total
UTPA	23	15	38
San Diego State	27	32	59

Wyoming 71, San Diego St. 60

Game 15 ■ Jan. 22 ■ Cox Arena ■ San Diego, CA

WYO	FG	3FG	FT	REB	F	TP	A	I	B	S	MP
Lenhardt	1-3	1-3	5-6	4	1	8	0	3	0	0	27
Lieber	5-6	0-0	1-2	2	4	11	0	0	0	0	29
Hippen	2-3	1-1	0-0	5	0	5	0	1	1	1	35
Pickup	3-5	1-2	7-12	2	4	14	1	1	0	5	35
Elliott	8-21	0-7	10-14	9	2	26	6	8	1	2	37
LaPar	1-3	1-3	0-0	1	2	3	1	1	0	0	28
Ewing	1-2	0-0	2-2	2	1	4	0	0	0	0	9
Team				2				1			
TOTALS	21-43	4-16	25-36	27	14	71	8	15	2	8	200
Pct.	48.8	25.0	69.4								

SDSU	FG	3FG	FT	REB	F	TP	A	I	B	S	MP
McCartny	0-2	0-0	0-0	4	4	0	0	0	0	0	18
Dunlap	5-9	0-0	0-0	10	4	10	2	4	0	3	32
Fritz	3-13	3-10	0-0	5	4	9	4	0	0	0	36
Elliott	5-6	2-3	1-2	0	5	13	1	5	0	1	26
Shaw	7-12	0-1	3-3	4	4	17	1	4	0	2	36
Strawberry	1-5	1-3	3-6	0	1	6	0	2	0	0	18
Lewis	0-0	0-0	0-0	1	0	0	0	0	0	0	1
Mattson	1-2	0-0	0-0	1	0	2	0	0	0	0	10
Jackson	0-0	0-0	0-0	0	0	0	0	0	0	0	3
Casey	1-2	0-0	1-2	2	1	3	0	1	1	0	20
Team				2							
TOTALS	23-51	6-17	8-13	29	23	60	8	16	1	6	200
Pct.	45.1	35.3	61.5								

Officials: Scott Hermann, Connie Pardue, Les Williams
 Technical fouls: 1, SDSU bench
 Attendance: 429

Score by Periods	1st	2nd	Total
Wyoming	35	36	71
San Diego State	24	36	60

New Mexico 76, San Diego St. 42

Game 17 ■ Jan. 29 ■ The Pit ■ Albuquerque, NM

SDSU	FG	3FG	FT	REB	F	TP	A	I	B	S	MP
McCartny	1-1	0-0	2-2	4	4	4	0	4	1	1	15
Dunlap	0-7	0-0	0-0	3	2	0	0	0	0	0	12
Fritz	4-14	3-10	0-0	1	1	11	1	3	0	0	33
Elliott	2-9	1-7	2-2	5	1	7	1	2	0	1	34
Shaw	1-4	0-0	0-0	5	1	2	1	5	0	3	32
Strawberry	0-4	0-2	0-0	1	1	0	0	1	0	0	17
Lewis	2-2	0-0	0-0	1	1	4	0	1	0	1	6
Mattson	4-7	0-0	3-6	4	1	11	3	0	0	0	23
Jackson	0-3	0-0	0-2	0	2	0	0	0	0	1	7
Casey	1-6	0-0	1-2	1	4	3	4	1	1	1	21
Team				3							
TOTALS	15-57	4-19	8-14	28	18	42	10	17	2	9	200
Pct.	26.3	21.1	57.1								

UNM	FG	3FG	FT	REB	F	TP	A	I	B	S	MP
Forest	4-7	1-3	2-2	6	0	11	1	0	1	1	20
Arndt	1-3	0-0	2-2	6	1	4	0	1	0	0	17
Montgomery	0-2	0-1	6-6	4	0	6	6	1	0	0	19
Vogt	2-2	2-2	0-0	0	0	6	0	3	1	0	7
Moore	3-6	2-3	2-2	3	2	10	7	1	0	5	28
Shettlers	5-9	0-0	0-0	2	1	10	0	1	0	1	14
Letz	0-4	0-2	2-2	6	2	2	0	2	0	0	16
E-Nunu	0-1	0-0	1-2	1	4	1	0	2	0	0	9
Francis	1-1	0-0	2-2	6	2	4	1	2	1	0	10
Olude	1-1	0-0	1-6	2	0	3	0	0	0	0	10
Maddox	2-4	0-0	0-0	2	2	4	4	3	0	1	18
Briody	2-3	0-0	2-2	1	6	1	1	1	1	1	14
McLeod	3-3	2-2	1-1	1	2	9	0	1	0	0	18
Team				1							
TOTALS	24-46	7-13	21-27	42	17	76	20	19	4	9	200
Pct.	52.2	53.8	77.8								

Officials: Eric Larson, Lisa Jones, Peter Contreras
 Technical fouls: None
 Attendance: 9,917

Score by Periods	1st	2nd	Total
San Diego State	11	31	42
New Mexico	44	32	76

UNLV 76, San Diego St. 58

Game 14 ■ Jan. 17 ■ Cox Pavilion ■ Las Vegas, NV

SDSU	FG	3FG	FT	REB	F	TP	A	I	B	S	MP
McCartny	0-1	0-0	2-2	1	4	2	2	3	2	1	16
Dunlap	0-2	0-0	2-2	2	5	2	0	3	0	0	13
Fritz	2-5	1-4	1-2	0	2	6	2	4	0	0	29
Elliott	7-17	2-6	2-2	4	5	18	3	2	0	1	36
Strawberry	1-3	0-0	0-0	0	1	2	0	3	0	1	21
Shaw	6-6	0-0	3-5	1	2	15	1	2	0	2	29
Lewis	0-1	0-1	0-0	0	1	0	0	0	0	1	4
Mattson	3-7	0-0	0-0	9	3	6	1	0	0	0	18
Jackson	1-4	0-0	2-2	1	1	4	0	0	0	0	12
Casey	1-3	0-0	1-2	3	3	4	1	1	0	0	22
Team				3				1			
TOTALS	21-49	3-11	13-17	24	27	58	13	19	3	6	200
Pct.	42.9	27.3	76.5								

UNLV	FG	3FG	FT	REB	F	TP	A	I	B	S	MP
Hitchens	0-2	0-0	0-0	4	1	0	3	1	0	0	19
Henry	2-7	0-1	6-12	9	2	10	1	4	1	2	28
McCracklin	4-7	0-0	5-6	5	4	13	1	4	1	2	26
Moore	5-13	1-2	4-4	5	2	15	2	4	0	1	30
Robinson	7-11	6-7	4-4	2	2	24	2	4	0	0	32
Clark	1-1	0-0	0-0	0	1	2	4	1	1	0	16
Sneed	0-0	0-0	0-0	1	0	0	0	0	0	0	1
Simmons	2-2	0-0	0-0	0	4	4	0	1	0	0	12
Burries	0-0	0-0	0-0	0	0	0	0	0	0	0	1
Strong	1-2	0-0	0-0	3	2	2	1	0	1	1	19
Coleman	0-0	0-0	6-8	2	1	6	0	1	0	1	12
Loftus	0-1	0-0	0-0	0	0	1	0	0	0	0	4
Team				4							
TOTALS	22-46	7-10	25-34	35	19	76	16	21	3	7	200
Pct.	47.8	70.0	73.5								

Officials: Robert Strong, John Haefeli, Laura Rahe
 Technical fouls: None
 Attendance: 780

Score by Periods	1st	2nd	Total
San Diego State	27	31	58
UNLV	42	34	76

San Diego St. 58, Colorado St. 55

Game 16 ■ Jan. 24 ■ Cox Arena ■ San Diego, CA

CSU	FG	3FG	FT	REB	F	TP	A	I	B	S	MP
Dennett	5-10	0-0	4-5	5	3	14	1	2	0	2	25
Jenkins	2-9	2-7	0-0	3	1	6	1				

Utah 56, San Diego St. 29

Game 19 ■ Feb. 5 ■ Cox Arena ■ San Diego, CA

UTAH	FG	3FG	FT	REB	F	TP	A	I	B	S	MP
Smith	6-13	2-6	2-3	13	2	16	1	1	2	2	37
Marshall	2-10	0-1	2-2	7	2	6	4	2	1	0	28
Little	3-8	0-0	0-0	2	4	6	1	0	0	0	18
Thorburn	2-7	1-3	2-2	9	2	7	4	1	0	2	37
Stireman	2-2	1-1	0-0	6	1	5	0	5	0	1	25
Carlsen	0-0	0-0	0-0	0	0	0	0	0	0	0	2
Brouillard	0-0	0-0	0-0	0	0	0	0	0	0	0	3
Hemenway	0-0	0-0	0-0	1	2	0	1	0	0	0	3
Wood	4-8	3-6	0-0	2	0	11	1	1	0	0	19
Allen	0-1	0-0	1-2	0	1	1	1	0	0	0	7
Sitterud	2-4	0-1	0-0	0	3	4	0	1	0	0	21
Team				2							
TOTALS	21-53	7-18	7-9	42	17	56	13	11	3	5	200
Pct.	39.6	38.9	77.8								

SDSU	FG	3FG	FT	REB	F	TP	A	I	B	S	MP
McCartny	1-2	0-0	1-2	5	3	3	0	1	1	1	28
Dunlap	2-8	0-1	2-2	9	2	6	0	2	0	1	27
Fritz	0-8	0-3	4-4	3	3	4	0	1	0	0	35
Elliott	1-9	0-1	6-7	2	2	8	0	3	0	1	35
Shaw	4-11	0-0	0-3	0	3	8	2	1	0	3	35
Strawberry	0-1	0-0	0-0	2	0	0	0	1	0	0	7
Lewis	0-1	0-0	0-0	0	0	0	0	0	0	0	8
Mattson	0-1	0-1	0-0	3	0	0	0	0	0	0	15
Jackson	0-0	0-0	0-0	0	0	0	0	0	0	0	2
Casey	0-1	0-0	0-0	0	1	0	0	1	1	0	8
Team				3							
TOTALS	8-42	0-5	13-18	27	14	29	2	10	2	6	200
Pct.	19.0	0.0	72.2								

Officials: Carla Fujimoto, Robert Strong, Artrai Tillman
 Technical fouls: None
 Attendance: 540

Score by Periods	1st	2nd	Total
Utah	21	35	56
San Diego State	12	17	29

UNLV 65, San Diego St. 56

Game 21 ■ Feb. 14 ■ Cox Arena ■ San Diego, CA

UNLV	FG	3FG	FT	REB	F	TP	A	I	B	S	MP
Hitchens	0-3	0-0	2-2	7	0	2	1	1	0	2	18
McCracklin	7-13	0-0	3-7	8	4	17	2	4	1	2	35
Henry	6-10	0-0	5-7	10	4	17	1	2	1	1	32
Moore	6-9	1-1	5-8	3	2	18	2	4	1	1	39
Robinson	2-7	1-5	0-0	1	3	5	2	5	0	0	34
Simmons	2-5	0-0	0-0	4	4	4	2	2	1	0	30
Strong	1-1	0-0	0-0	0	0	2	0	2	0	0	6
Coleman	0-1	0-1	0-0	0	0	0	0	0	0	0	4
Loftus	0-0	0-0	0-0	0	0	0	0	2	0	0	2
Team				3							
TOTALS	24-49	2-7	15-24	36	17	65	10	22	4	6	200
Pct.	49.0	28.6	62.5								

SDSU	FG	3FG	FT	REB	F	TP	A	I	B	S	MP
McCartny	1-1	0-0	0-0	2	4	2	1	2	1	0	15
Dunlap	9-14	0-0	0-0	5	4	18	1	1	1	2	28
Fritz	2-7	0-5	0-1	0	1	4	2	2	0	0	34
Elliott	5-17	1-5	0-1	1	2	11	2	3	0	4	40
Shaw	2-6	0-0	2-4	4	3	6	4	1	0	2	27
Strawberry	2-2	0-0	0-0	2	1	4	3	2	0	0	15
Mattson	2-2	0-0	0-3	3	0	4	0	1	0	0	16
Casey	3-3	0-0	1-2	6	4	7	1	2	2	1	25
Team				2							
TOTALS	26-52	1-10	3-11	25	19	56	14	17	4	9	200
Pct.	50.0	10.0	27.3								

Officials: Sue Kennedy, Roy Gulbeyan, Shelley Nakasone
 Technical fouls: None
 Attendance: 564

Score by Periods	1st	2nd	Total
UNLV	24	41	65
San Diego State	31	25	56

Wyoming 71, San Diego St. 46

Game 23 ■ Feb. 21 ■ Arena Auditorium ■ Laramie, WY

SDSU	FG	3FG	FT	REB	F	TP	A	I	B	S	MP
McCartny	3-5	0-0	0-2	4	1	6	0	0	0	0	9
Dunlap	0-6	0-0	2-4	1	1	2	1	1	1	0	19
Fritz	1-5	1-4	3-3	4	2	6	1	1	0	0	35
Elliott	0-11	0-4	1-2	1	2	1	0	4	0	0	37
Shaw	0-0	0-0	0-0	1	0	0	2	0	0	0	10
Strawberry	5-9	2-4	0-2	4	1	12	1	3	0	0	31
Lewis	0-0	0-0	0-0	1	2	0	0	1	0	0	7
Mattson	6-14	0-3	2-3	6	3	14	0	4	0	2	25
Jackson	2-6	0-1	0-0	2	1	4	0	0	0	0	13
Casey	0-1	0-0	1-2	5	0	1	1	0	0	0	14
Team				6							
TOTALS	17-57	3-16	9-18	35	13	46	6	14	1	2	200
Pct.	29.8	18.8	50.0								

WYO	FG	3FG	FT	REB	F	TP	A	I	B	S	MP
Lenhardt	3-6	2-5	0-0	1	2	8	3	1	0	0	27
Lieber	4-7	0-0	2-2	6	3	10	0	3	0	2	31
Lapar	1-4	1-4	0-0	4	3	3	2	1	0	0	31
Pickup	4-6	2-2	5-6	8	2	15	7	1	0	3	34
Elliott	9-23	7-13	3-5	10	1	28	6	2	0	4	37
Iverson	0-0	0-0	0-0	1	0	0	0	0	0	0	5
Schmidt	0-0	0-0	0-0	0	0	0	0	0	0	0	3
Harris	0-0	0-0	0-0	0	0	0	0	1	0	0	0+
Gorenstein	2-2	0-0	0-0	5	2	4	0	3	0	0	9
Keating	0-0	0-0	0-0	0	0	0	0	1	0	0	2
Taylor	0-0	0-0	0-0	0	0	0	0	0	0	0	2
Ewing	0-0	0-0	0-0	0	2	0	0	0	0	0	3
Camp	0-0	0-0	0-0	0	1	0	0	1	0	0	2
Hippen	1-4	1-1	0-0	2	2	3	0	1	0	0	14
Team				4							
TOTALS	24-52	13-25	10-13	41	18	71	18	15	0	9	200
Pct.	46.2	52.0	76.9								

Officials: Anita Myles, Kim Guzman, Cid Garcia
 Technical fouls: 1, SDSU bench
 Attendance: 1,321

Score by Periods	1st	2nd	Total
San Diego State	22	24	46
Wyoming	39	32	71

BYU 82, San Diego St. 50

Game 20 ■ Feb. 7 ■ Cox Arena ■ San Diego, CA

BYU	FG	3FG	FT	REB	F	TP	A	I	B	S	MP
Johnsen	0-3	0-1	1-2	1	0	1	3	1	0	1	18
Cheesman	3-7	0-0	7-8	6	4	13	1	1	0	0	22
Chamberlain	1-5	0-0	1-2	5	4	3	1	2	1	0	17
Sullivan	3-5	0-1	1-2	1	2	7	4	2	0	2	24
Overdiek	3-5	0-0	0-0	3	3	6	1	0	0	2	17
Seljaas	4-5	3-4	2-3	0	3	13	0	1	0	2	16
Dooley	0-0	0-0	0-0	0	1	0	1	2	0	0	12
Goold	0-0	0-0	3-4	0	1	3	0	0	0	1	7
Hansen, He.	2-3	0-1	2-2	1	0	6	0	0	0	0	6
Hansen	0-2	0-0	2-2	4	2	2	0	1	0	1	12
Taylor	3-4	1-2	0-0	0	0	7	0	1	0	0	12
Brown	1-1	0-0	0-0	1	0	2	0	0	0	0	3
Kozlowski	3-5	0-0	1-2	4	2	7	0	1	1	0	18
Anderson	3-5	1-2	5-5	5	0	12	0	0	0	0	16
Team				3							
TOTALS	26-50	5-11	25-32	34	22	82	11	13	2	9	200
Pct.	52.2	45.5	78.1								

SDSU	FG	3FG	FT	REB	F	TP	A	I	B	S	MP
McCartny	1-4	0-0	0-0	6	3	2	2	1	0	0	16
Dunlap	5-12	0-0	1-1	4	3	11	3	1	1	1	26
Strawberry	3-7	1-3	3-4	1	1	10	1	3	0	0	26
Fritz	0-5	0-3	1-2	0	1	1	1	5	0	1	34
Elliott	7-13	1-4	6-12	4	3	21	1	4	0	3	40
Lewis	0-1	0-0	0-1	3	3	0	0	1	0	0	22
Mattson	0-1	0-0	3-6	4	5	3	0	1	0	0	13
Jackson	0-2	0-0	0-0	2	2	0	0	1	0	1	9
Casey	1-3	0-0	0-0	2	1	2	2	2	0	0	14
Team				3							
TOTALS	17-48	2-10	14-26	29	22	50	10	20	2	6	200
Pct.	35.4	20.0	53.8								

Officials: Sue Kennedy, Randy Coil, Cid Garcia
 Technical fouls: Chamberlain (BYU); Mattson (SDSU)
 Attendance: 622

Score by Periods	1st	2nd	Total
BYU	31	51	82
San Diego State	19	31	50

Colorado St. 65, San Diego St. 56

Game 22 ■ Feb. 19 ■ Moby Arena ■ Ft. Collins, CO

SDSU	FG	3FG	FT	REB	F	TP	A	I	B	S	MP
McCartny	0-0	0-0	0-0	0	2	0	0	1	1	1	13
Dunlap	4-12	0-1	0-0	3	1	8	4	4	3	4	

San Diego St. 52, Air Force 50

Game 24 ■ Feb. 26 ■ Peterson Gym ■ San Diego, CA

AFA	FG	3FG	FT	REB	F	TP	A	I	B	S	MP
Neff	2-10	1-3	3-4	9	1	8	0	4	0	4	26
Novak	2-5	0-0	0-0	5	4	4	1	2	1	1	29
Castillo	4-13	1-4	1-3	4	1	10	0	1	0	1	27
Taylor	3-6	2-2	1-3	6	0	9	1	6	0	2	24
Jackson	1-3	0-1	2-2	6	3	4	5	1	0	1	31
Grove	0-1	0-1	0-0	0	2	0	0	0	0	1	13
Roesch	1-4	1-3	4-4	5	1	6	2	1	0	1	19
Higginbotham	0-1	0-0	0-0	1	2	0	0	1	0	0	4
Cwiakala	2-5	1-3	0-0	0	0	5	2	2	0	3	16
Thomas	2-3	0-0	0-0	2	2	4	0	1	0	0	11
Team				3				1			
TOTALS	17-51	5-17	11-16	41	16	50	11	20	1	14	200
Pct.	33.3	29.4	68.8								

SDSU	FG	3FG	FT	REB	F	TP	A	I	B	S	MP
McCarthy	1-7	0-0	0-0	4	2	2	0	1	1	0	20
Dunlap	3-12	0-0	5-6	5	3	11	0	0	3	1	30
Fritz	5-8	3-6	2-2	4	2	15	1	4	0	3	40
Elliott	2-9	1-3	4-4	4	3	9	2	0	1	1	31
Strawberry	1-4	1-1	5-6	4	2	8	1	5	0	1	25
Shaw	2-4	0-1	1-2	1	1	5	2	5	0	5	25
Mattson	0-2	0-0	0-0	3	1	0	0	0	0	1	13
Jackson	1-1	0-0	0-0	5	2	2	0	1	0	2	14
Casey	0-1	0-0	0-0	1	0	0	0	0	0	0	2
Team				1							
TOTALS	15-48	5-11	17-20	32	16	52	6	16	5	14	200
Pct.	31.3	45.5	85.0								

Officials: Jack Jones, Debbie Adams, Randy Coil
 Technical fouls: None
 Attendance: 353

Score by Periods	1st	2nd	Total
Air Force	28	22	50
San Diego State	34	18	52

BYU 56, San Diego St. 45

Game 26 ■ Mar. 4 ■ Marriott Center ■ Provo, UT

SDSU	FG	3FG	FT	REB	F	TP	A	I	B	S	MP
Mattson	4-10	1-3	4-4	9	5	13	0	1	1	0	38
McCarthy	1-2	0-0	0-0	2	3	2	3	0	0	0	13
Fritz	1-6	1-5	2-2	2	1	5	1	0	0	0	22
Elliott	5-14	3-10	0-0	2	2	13	0	6	0	0	33
Shaw	0-1	0-1	1-4	4	2	1	2	2	0	0	34
Strawberry	0-2	0-1	1-2	0	1	1	2	3	0	0	30
Dunlap	3-6	0-0	2-2	7	1	8	1	2	0	1	20
Casey	1-3	0-0	0-0	1	1	2	0	0	0	0	10
Team				4							
TOTALS	15-44	5-20	10-14	31	16	45	9	14	1	1	200
Pct.	34.1	25.0	71.4								

BYU	FG	3FG	FT	REB	F	TP	A	I	B	S	MP
Johnsen	1-3	0-1	0-2	3	0	2	1	0	0	0	18
Cheesman	0-8	0-0	1-2	5	3	1	2	3	1	1	22
Chamberlain	3-5	0-0	0-0	9	3	6	1	2	3	2	22
Sullivan	7-13	1-2	7-8	5	0	22	3	2	0	3	33
Overdiek	1-5	0-1	3-4	4	0	5	1	0	0	3	23
Seljaas	0-3	0-2	0-0	1	1	0	0	0	0	0	5
Dooley	1-1	1-1	2-2	0	0	5	1	0	0	0	14
Gatten	0-0	0-0	0-0	0	0	0	0	0	0	0	+
Goold	1-1	0-0	0-0	0	0	2	0	0	0	0	3
Hansen, He.	3-7	3-6	0-0	1	1	9	1	0	0	0	14
Hansen, H.	0-1	0-0	0-0	1	2	0	0	1	0	0	8
Taylor	0-2	0-2	0-0	1	0	0	0	0	0	1	8
Brown	0-0	0-0	0-0	0	0	0	0	0	0	0	1
Kozlowski	1-3	0-0	0-0	5	1	2	1	0	0	0	18
Anderson	0-5	0-1	2-2	2	1	2	1	0	0	0	11
Team				3							
TOTALS	18-57	5-16	15-20	40	12	56	12	8	4	10	200
Pct.	31.6	31.3	75.0								

Officials: Connie Pardue, Mike Price, Jennifer Tentor
 Technical fouls: 1, SDSU bench; 1, Cheesman (BYU)
 Attendance: 966

Score by Periods	1st	2nd	Total
San Diego State	23	22	45
BYU	30	26	56

Utah 63, San Diego St. 51

Game 27 ■ Mar. 6 ■ Huntsman Center ■ SLC, UT

SDSU	FG	3FG	FT	REB	F	TP	A	I	B	S	MP
Mattson	3-9	1-5	0-0	12	2	7	1	5	0	2	35
McCarthy	0-0	0-0	0-1	1	4	0	1	0	1	0	11
Fritz	6-11	4-8	0-0	2	2	16	0	1	0	1	35
Elliott	5-12	3-5	0-0	3	1	13	0	4	0	1	36
Shaw	3-5	0-0	0-0	4	3	6	2	4	0	5	33
Strawberry	2-5	1-3	0-0	1	1	5	0	1	0	0	16
Jackson	0-0	0-0	0-0	0	0	0	0	0	0	0	9
Dunlap	2-5	0-0	0-0	0	5	4	0	2	2	0	19
Casey	0-0	0-0	0-0	0	0	0	1	0	0	0	6
Team				4				2			
TOTALS	21-47	9-21	0-1	27	18	51	5	19	3	9	200
Pct.	44.7	42.9	0.0								

UTAH	FG	3FG	FT	REB	F	TP	A	I	B	S	MP
Smith	3-7	0-1	4-9	6	2	10	3	3	0	1	34
Little	2-6	0-0	2-2	9	2	6	0	0	0	2	25
Marshall	6-13	0-1	1-1	3	4	13	3	2	0	1	31
Thorburn	5-8	1-2	0-2	3	0	11	7	2	1	1	40
Stireman	3-7	2-4	7-8	4	0	15	3	3	0	7	30
Brouillard	0-1	0-0	0-0	0	0	0	0	0	0	0	1
Hemenway	0-0	0-0	0-0	1	1	0	1	0	0	0	6
Wood	2-4	0-2	0-0	0	0	4	0	0	0	0	12
Allen	1-1	0-0	0-0	0	0	2	0	0	0	0	2
Sitterud	1-5	0-3	0-0	1	1	2	1	0	0	1	19
Team				5							
TOTALS	23-52	3-13	14-22	32	10	63	18	10	1	13	200
Pct.	44.2	23.1	63.6								

Officials: Randy Campbell, Rick Ruybalid, Randy Coil
 Technical fouls: None
 Attendance: 1,512

Score by Periods	1st	2nd	Total
San Diego State	26	25	51
Utah	21	42	63

New Mexico 47, San Diego St. 44

Game 25 ■ Feb. 28 ■ Peterson Gym ■ San Diego, CA

UNM	FG	3FG	FT	REB	F	TP	A	I	B	S	MP
Forest	2-9	0-2	0-0	4	0	4	0	1	0	0	16
Arndt	2-10	0-1	2-2	9	3	6	1	2	0	2	36
McLeod	0-2	0-0	1-2	1	0	1	0	2	1	0	8
Letz	3-5	3-5	2-2	6	1	11	1	3	1	1	31
Moore	0-6	0-4	0-0	8	3	0	8	3	0	2	40
Sheffers	5-6	0-0	1-2	3	2	11	0	2	0	0	23
Montgomery	0-0	0-0	0-0	1	0	0	0	0	0	0	9
Vogt	0-1	0-0	0-0	1	1	0	2	0	0	0	9
E-Nunu	0-0	0-0	0-0	0	0	0	0	1	0	0	2
Francis	1-1	0-0	0-0	0	0	2	0	0	0	0	3
Maddox	3-6	2-3	4-4	2	1	12	1	2	0	0	21
Briody	0-0	0-0	0-0	0	0	0	0	0	0	1	2
Team				4							
TOTALS	16-46	5-15	10-12	39	11	47	13	16	2	6	200
Pct.	34.8	33.3	83.3								

SDSU	FG	3FG	FT	REB	F	TP	A	I	B	S	MP
McCarthy	0-3	0-0	0-1	2	4	0	2	2	2	3	28
Dunlap	3-4	0-0	0-0	4	3	6	1	1	1	1	22
Fritz	5-14	4-12	0-0	2	1	14	3	1	0	2	37
Elliott	5-15	3-10	0-1	1	1	13	1	1	0	0	38
Shaw	2-4	0-0	0-0	3	1	4	1	3	0	1	35
Strawberry	0-4	0-1	0-0	2	1	0	1	1	0	0	11
Mattson	3-8	1-2	0-0	8	0	7	2	0	0	1	23
Jackson	0-0	0-0	0-0	0	0	0	0	1	0	0	2
Casey	0-0	0-0	0-0	1	1	0	0	0	0	0	4
Team				3							
TOTALS	18-52	8-25	0-2	26	12	44	11	10	3	8	200
Pct.	34.6	32.0	0.0								

Officials: Clarke Stevens, Kent Johnson, Rick Ruybalid
 Technical fouls: None
 Attendance: 871

Score by Periods	1st	2nd	Total
New Mexico	22	25	47
San Diego State	18	26	44



Veronica Shaw

Utah 68, San Diego St. 51

Game 28 ■ Mar. 10 ■ Pepsi Center ■ Denver, CO

SDSU	FG	3FG	FT	REB	F	TP	A	I	B	S	MP
Mattson	2-5	0-1	0-0	5	3	4	3	1	1	1	24
McCarthy	1-1	0-0	0-0	2	5	2	2	3	2	0	18
Fritz	5-13	4-10	3-3	2	4	17	0	0	0	0	40
Elliott	4-10	2-5	0-0	1	4						

2003-04 Final MWC Standings

Team (Rank)	-----Conference Games-----					-----All Games-----					
	W	L	Pct.	H	A	W	L	Pct.	H	A	N
1. Utah	12	2	.857	6-1	6-1	24	7	.774	12-1	9-5	3-1
2. New Mexico*\$	12	2	.857	7-0	5-2	23	8	.767	14-4	6-4	3-0
3. UNLV^	10	4	.714	5-2	5-2	26	8	.765	16-2	9-5	1-1
4. Colorado State^	8	6	.571	6-1	2-5	17	12	.586	11-5	5-5	1-2
5. Wyoming	6	8	.429	4-3	2-5	11	18	.379	7-7	2-10	2-1
6. Brigham Young	5	9	.357	3-4	2-5	15	14	.517	5-6	9-6	1-2
7. San Diego State	3	11	.214	2-5	1-6	8	20	.286	4-10	4-7	0-3
8. Air Force	0	14	.000	0-7	0-7	3	25	.107	3-12	0-12	0-1

*MWC Tournament Champion; \$NCAA Tournament participant; ^ WNIT participant



2003-04 Final MWC Overall Stats

Scoring Offense	G	Pts	Avg/G
1. UNLV	34	2381	70.0
2. Colorado State	29	1927	66.4
3. Utah	31	2016	65.0
4. BYU	29	1878	64.8
5. New Mexico	31	1914	61.7
6. Air Force	28	1550	55.4
7. San Diego State	28	1503	53.7
8. Wyoming	29	1525	52.6

Scoring Defense	G	Pts	Avg/G
1. New Mexico	31	1584	51.1
2. Utah	31	1689	54.5
3. Wyoming	29	1664	57.4
4. BYU	29	1744	60.1
5. San Diego State	28	1684	60.1
6. Colorado State	29	1754	60.5
7. UNLV	34	2080	61.2
8. Air Force	28	1988	71.0

Scoring Margin	G	OFF	DEF	Mar.
1. New Mexico	31	61.7	51.1	+10.6
2. Utah	31	65.0	54.5	+10.5
3. UNLV	34	70.0	61.2	+8.9
4. Colorado State	29	66.4	60.5	+6.0
5. BYU	29	64.8	60.1	+4.6
6. Wyoming	29	52.6	57.4	-4.8
7. San Diego State	28	53.7	60.1	-6.5
8. Air Force	28	55.4	71.0	-15.6

FG Pct.	G	FG	FGA	Pct
1. Utah	31	726	1635	.444
2. Colorado State	29	705	1600	.441
3. UNLV	34	825	1883	.438
4. BYU	29	685	1695	.404
5. New Mexico	31	686	1699	.404
6. San Diego State	28	542	1426	.380
7. Wyoming	29	500	1397	.358
8. Air Force	28	551	1557	.354

FG Pct. Defense	G	FG	FGA	Pct
1. New Mexico	31	569	1710	.333
2. BYU	29	565	1532	.369
3. Colorado State	29	643	1615	.398
4. San Diego State	28	573	1437	.399
5. Utah	31	627	1568	.400
6. Wyoming	29	627	1514	.414
7. UNLV	34	812	1930	.421
8. Air Force	28	683	1559	.438

3-PT. FG Pct.	G	FG	FGA	Pct
1. Utah	31	210	560	.375
2. Colorado State	29	146	402	.363
3. New Mexico	31	190	560	.339
4. BYU	29	142	431	.329
5. Wyoming	29	198	626	.316
6. San Diego State	28	130	418	.311
7. UNLV	34	126	418	.301
8. Air Force	28	125	485	.258

3-PT. FG Pct. Def.	G	FG	FGA	Pct
1. BYU	29	116	452	.257
2. New Mexico	31	151	549	.275
3. UNLV	34	140	492	.285
4. Colorado State	29	150	472	.318
5. Wyoming	29	132	410	.322
6. San Diego State	28	141	402	.351
7. Air Force	28	209	573	.365
8. Utah	31	164	447	.367

3-PT. FG Made	G	3FG	Avg/G
1. Wyoming	29	198	6.83
2. Utah	31	210	6.77
3. New Mexico	31	190	6.13
4. Colorado State	29	146	5.03
5. BYU	29	142	4.90
6. San Diego State	28	130	4.64
7. Air Force	28	125	4.46
8. UNLV	34	126	3.71

Free Throw Pct.	G	FTM	FTA	Pct
1. New Mexico	31	352	484	.727
2. Wyoming	29	327	458	.714
3. Utah	31	354	498	.711
4. Colorado State	29	371	527	.704
5. BYU	29	366	524	.698
6. UNLV	34	605	880	.688
7. San Diego State	28	289	456	.634
8. Air Force	28	323	522	.619

Reb. Margin	G	FOR	OPP	Mar.
1. UNLV	34	1363	1086	+8.1
2. New Mexico	31	1222	1094	+4.1
3. Utah	31	1052	946	+3.4
4. Colorado State	29	1054	994	+2.1
5. BYU	29	1105	1078	+0.9
6. Wyoming	29	928	989	-2.1
7. Air Force	28	1005	1111	-3.8
8. San Diego State	28	899	1011	-4.0

Blocked Shots	G	Blk.	Avg/G
1. New Mexico	31	146	4.71
2. Colorado State	29	95	3.28
3. UNLV	34	104	3.06
4. San Diego State	28	82	2.93
5. BYU	29	68	2.34
6. Utah	31	56	1.81
7. Air Force	28	43	1.54
8. Wyoming	29	27	0.93

Steals	G	Stl.	Avg/G
1. UNLV	34	295	8.68
2. Air Force	28	231	8.25
3. New Mexico	31	240	7.74
4. Colorado State	29	218	7.52
5. BYU	29	214	7.38
6. Utah	31	227	7.32
7. San Diego State	28	205	7.32
8. Wyoming	29	191	6.59

Assists	G	Ast.	Avg/G
1. Utah	31	467	15.06
2. BYU	29	435	15.00
3. Colorado State	29	431	14.86
4. New Mexico	31	447	14.42
5. UNLV	34	436	12.82
6. Air Force	28	342	12.21
7. Wyoming	29	321	11.07
8. San Diego State	28	295	10.54

Scoring Offense	G	Pts	Avg/G
1. UNLV	14	994	71.0
2. Colorado State	14	915	65.4
3. Utah	14	885	63.2
4. BYU	14	882	63.0
5. New Mexico	14	841	60.1
6. Wyoming	14	771	55.1
7. San Diego State	14	698	49.9
8. Air Force	14	686	49.0

Scoring Defense	G	Pts	Avg/G
1. New Mexico	14	708	50.6
2. Utah	14	718	51.3
3. Wyoming	14	785	56.1
4. Colorado State	14	840	60.0
5. BYU	14	848	60.6
6. UNLV	14	871	62.2
7. San Diego State	14	879	62.8
8. Air Force	14	1023	73.1

Scoring Margin	G	OFF	DEF	Mar.
1. Utah	14	63.2	51.3	+11.9
2. New Mexico	14	60.1	50.6	+9.5
3. UNLV	14	71.0	62.2	+8.8
4. Colorado State	14	65.4	60.0	+5.4
5. BYU	14	63.0	60.6	+2.4
6. Wyoming	14	55.1	56.1	-1.0
7. San Diego State	14	49.9	62.8	-12.9
8. Air Force	14	49.0	73.1	-24.1

FG Percentage	G	FG	FGA	Pct
1. UNLV	14	348	784	.444
2. Colorado State	14	331	752	.440
3. Utah	14	314	732	.429
4. New Mexico	14	300	712	.421
5. BYU	14	323	779	.415
6. Wyoming	14	255	668	.382
7. San Diego State	14	264	705	.374
8. Air Force	14	242	749	.323

FG Pct. Defense	G	FG	FGA	Pct
1. New Mexico	14	254	755	.336
2. BYU	14	261	721	.362
3. Utah	14	269	703	.383
4. Wyoming	14	293	729	.402
5. Colorado State	14	310	760	.408
6. San Diego State	14	293	705	.416
7. UNLV	14	336	759	.443
8. Air Force	14	361	749	.482

3-PT FG Pct.	G	FG	FGA	Pct
1. Colorado State	14	77	213	.362
2. New Mexico	14	82	227	.361
3. Utah	14	96	271	.354
4. Wyoming	14	100	317	.315
5. BYU	14	64	204	.314
6. San Diego State	14	62	210	.295
7. UNLV	14	48	178	.270
8. Air Force	14	66	265	.249

3-PT FG Pct. Def.	G	FG	FGA	Pct
1. BYU	14	59	249	.237
2. New Mexico	14	68	279	.244
3. UNLV	14	66	222	.297
4. Wyoming	14	66	212	.311
5. Colorado State	14	79	242	.326
6. Utah	14	68	204	.333
7. San Diego State	14	80	215	.372
8. Air Force	14	109	262	.416

3-PT. FG Made	G	3FG	Avg/G
1. Wyoming	14	100	7.14
2. Utah	14	96	6.86
3. New Mexico	14	82	5.86
4. Colorado State	14	77	5.50
5. Air Force	14	66	4.71
6. BYU	14	64	4.57
7. San Diego State	14	62	4.43
8. UNLV	14	48	3.43

Free Throw Pct.	G	FTM	FTA	Pct
1. New Mexico	14	159	212	.750
2. Colorado State	14	176	237	.743
3. Wyoming	14	161	217	.742
4. Utah	14	161	219	.735
5. BYU	14	172	241	.714
6. UNLV	14	250	362	.691
7. Air Force	14	136	215	.633
8. San Diego State	14	108	185	.584

Reb. Margin	G	FOR	OPP	Mar.
1. UNLV	14	547	427	+8.6
2. New Mexico	14	515	452	+4.5
3. Utah	14	475	440	+2.5
4. Colorado State	14	484	467	+1.2
5. BYU	14	511	503	+0.6
6. Wyoming	14	429	484	-3.9
7. San Diego State	14	421	507	-6.1
8. Air Force	14	447	549	-7.3

Blocked Shots	G	Blk.	Avg/G
1. New Mexico	14	48	3.43
2. Colorado State	14	44	3.14
3. San Diego State	14	39	2.79
4. UNLV	14	36	2.57
5. BYU	14	33	2.36
6. Utah	14	26	1.86
7. Wyoming	14	16	1.14
8. Air Force	14	13	0.93

Steals	G	Stl.	Avg/G
1. UNLV	14	109	7.79
2. New Mexico	14	102	7.29
3. Air Force	14	100	7.14
4. San Diego State	14	98	7.00
5. Wyoming	14	94	6.71
6. Utah	14	92	6.57
7. Colorado State	14	90	6.43
8. BYU	14	81	5.79

Assists	G	Ast.	Avg/G
1. Colorado State	14	217	15.50
2. BYU	14	216	15.43
3. Utah	14	20	

Individual Stats - Overall Games

Scoring			
	G	Pts.	Avg/G
1. RanDee Henry, UNLV	34	602	17.7
2. Ashley Elliott, Wyo.	29	489	16.9
3. Sheena Moore, UNLV	28	455	16.2
4. Kim Smith, Utah	31	480	15.5
5. Vanessa Espinoza, CSU	29	375	12.9
8. Michelle Elliott, SDSU	27	334	12.4
12. Ashlee Dunlap, SDSU	28	300	10.7
17. Courtney Fritz, SDSU	28	281	10.0

Rebounding			
	G	Tot.	Avg/G
1. Sherry McCracklin, UNLV	34	331	9.7
2. RanDee Henry, UNLV	34	273	8.0
3. Ashlee Dunlap, SDSU	28	214	7.6
4. Kim Smith, Utah	31	234	7.5
5. Lindsay Thomas, CSU	29	209	7.2

Field Goal Percentage				
	G	FG	FGA	Pct
1. Amy Chamberlain, BYU	29	89	167	.533
2. Lindsay Thomas, CSU	29	140	270	.519
3. Melissa Dennett, CSU	29	144	284	.507
4. Kim Smith, Utah	31	180	361	.499
5. Mandie Little, Utah	31	97	195	.497
11. Ashlee Dunlap, SDSU	28	121	283	.428


Free Throw Percentage				
	G	FTM	FTA	Pct
1. Lindsey Arndt, NM	31	67	81	.827
2. Vanessa Espinoza, CSU	29	68	84	.810
3. Ashley Elliott, Wyo.	29	100	130	.769
4. Julie Sullivan, BYU	29	83	108	.769
5. Brenda Pickup, Wyo.	29	81	109	.743
8. Ashlee Dunlap, SDSU	28	57	81	.704

3-Point FG Percentage				
	G	3FG	FGA	Pct
1. Vanessa Espinoza, CSU	29	51	112	.455
2. Julie Wood, Utah	31	40	90	.444
3. Nancy Seljaas, BYU	28	39	98	.398
4. Sheena Moore, UNLV	28	50	134	.373
5. Courtney Fritz, SDSU	28	63	170	.371

Assists			
	G	Ast.	Avg/G
1. Jasai Ferrucho, CSU	29	158	5.45
2. Brenda Pickup, Wyo.	29	144	4.97
3. Mandi Moore, NM	31	138	4.45
4. Shona Thorburn, Utah	31	123	3.97
5. Kelsy Stireman, Utah	31	111	3.58

Blocked Shots			
	G	Bk.	Avg/G
1. Sherry McCracklin, UNLV	34	49	1.44
2. Melissa Dennett, CSU	29	36	1.24
3. Melissa Forest, NM	30	35	1.17
4. Nicolette McCartney, SDSU	28	32	1.14
5. Ashlee Dunlap, SDSU	28	31	1.11

Steals			
	G	Stl.	Avg/G
1. Brenda Pickup, Wyo.	29	75	2.59
2. Kelsy Stireman, Utah	31	71	2.29
3. Sherry McCracklin, UNLV	34	64	1.88
4. Jasai Ferrucho, CSU	29	53	1.83
5. Vanessa Espinoza, CSU	29	51	1.76
8. Veronica Shaw, SDSU	25	38	1.52



Courtney Fritz

Offensive Rebounds			
	G	No.	Avg/G
1. Sherry McCracklin, UNLV	34	119	3.50
2. RanDee Henry, UNLV	34	113	3.32
3. Lindsay Thomas, CSU	29	84	2.90
4. Ashlee Dunlap, SDSU	28	77	2.75
5. Kim Smith, Utah	31	83	2.68

Defensive Rebounds			
	G	No.	Avg/G
1. Sherry McCracklin, UNLV	34	212	6.24
2. Lindsey Arndt, NM	31	152	4.90
3. Ashlee Dunlap, SDSU	28	137	4.89
4. Kim Smith, Utah	31	151	4.87
5. RanDee Henry, UNLV	34	160	4.71

3-Pt. FG Made			
	G	3FG	Avg/G
1. Ashley Elliott, Wyo.	29	79	2.72
2. Courtney Fritz, SDSU	28	63	2.25
3. Sheena Moore, UNLV	28	50	1.79
4. Vanessa Espinoza, CSU	29	51	1.76
5. Joy Jenkins, CSU	28	44	1.57
10. Michelle Elliott, SDSU	27	38	1.41

Assist/Turnover Ratio				
	G	A	T	Ratio
1. Mandi Moore, NM	31	138	56	2.46
2. Jasai Ferrucho, CSU	29	158	74	2.14
3. Shona Thorburn, Utah	31	123	64	1.92
4. Brenda Pickup, Wyo.	29	144	90	1.60
5. Kelsy Stireman, Utah	31	111	70	1.59

Individual Stats - MWC Games

Scoring			
	G	Pts.	Avg/G
1. RanDee Henry, UNLV	14	249	17.8
2. Ashley Elliott, Wyo.	14	239	17.1
3. Sheena Moore, UNLV	14	233	16.6
4. Kim Smith, Utah	14	200	14.3
5. Vanessa Espinoza, CSU	14	194	13.9
9. Michelle Elliott, SDSU	14	161	11.5
17. Courtney Fritz, SDSU	14	130	9.3

Rebounding			
	G	Tot.	Avg/G
1. RanDee Henry, UNLV	14	130	9.3
2. Kim Smith, Utah	14	111	7.9
3. Sherry McCracklin, UNLV	14	110	7.9
4. Melissa Forest, NM	13	90	6.9
5. Melissa Dennett, CSU	14	94	6.7
10. Candace Mattson, SDSU	13	69	5.3
11. Ashlee Dunlap, SDSU	14	71	5.1

Field Goal Percentage				
	G	FG	FGA	Pct
1. Michelle Lieber, Wyo.	14	47	75	.627
2. Melissa Dennett, CSU	14	74	127	.583
3. Amy Chamberlain, BYU	14	52	91	.571
4. Sherry McCracklin, UNLV	14	62	115	.539
5. Mandie Little, Utah	14	44	89	.494
13. Ashlee Dunlap, SDSU	14	51	122	.418

Free Throw Percentage				
	G	FTM	FTA	Pct
1. InFINI Robinson, UNLV	14	29	31	.935
2. Amb. Anderson, BYU	14	28	32	.875
3. Lindsey Arndt, NM	14	34	39	.872
Vanessa Espinoza, CSU	14	34	39	.872
5. Julie Sullivan, BYU	14	45	55	.818

3-Point FG Percentage				
	G	3FG	FGA	Pct
1. Kelsy Stireman, Utah	14	17	36	.472
2. Vanessa Espinoza, CSU	14	28	61	.459
3. Annika Walseth, CSU	14	16	40	.400
4. Abbie Letz, NM	14	17	43	.395
5. Kristen Lenhardt, Wyo.	14	23	60	.383
10. Courtney Fritz, SDSU	14	31	91	.341

Assists			
	G	Ast.	Avg/G
1. Jasai Ferrucho, CSU	14	96	6.86
2. Brenda Pickup, Wyo.	14	78	5.57
3. Mandi Moore, NM	14	77	5.50
4. Kelsy Stireman, Utah	14	60	4.29
5. Shona Thorburn, Utah	14	56	4.00

Blocked Shots			
	G	Bk.	Avg/G
1. Melissa Dennett, CSU	14	18	1.29
2. Sherry McCracklin, UNLV	14	16	1.14
3. Nicolette McCartney, SDSU	14	15	1.07
4. Ashlee Dunlap, SDSU	14	14	1.00
Melissa Forest, NM	13	13	1.00
9. Lindsey Casey, SDSU	14	6	0.43

Steals			
	G	Stl.	Avg/G
1. Brenda Pickup, Wyo.	14	41	2.93
2. Veronica Shaw, SDSU	13	28	2.15
3. Kelsy Stireman, Utah	14	29	2.07
4. Mandi Moore, NM	14	28	2.00
5. Ashley Elliott, Wyo.	14	26	1.86

Offensive Rebounds			
	G	No.	Avg/G
1. RanDee Henry, UNLV	14	59	4.21
2. Lindsay Thomas, CSU	14	42	3.00
3. Sherry McCracklin, UNLV	14	41	2.93
4. Kim Smith, Utah	14	39	2.79
5. Melissa Forest, NM	13	29	2.23

Defensive Rebounds			
	G	No.	Avg/G
1. Kim Smith, Utah	14	72	5.14
2. RanDee Henry, UNLV	14	71	5.07
3. Sherry McCracklin, UNLV	14	69	4.93
4. Melissa Dennett, CSU	14	66	4.71
Kelsy Stireman, Utah	14	66	4.71
Lindsey Arndt, NM	14	66	4.71
9. Candace Mattson, SDSU	13	54	4.15

3-Pt. FG Made			
	G	3FG	Avg/G
1. Ashley Elliott, Wyo.	14	35	2.50
2. Courtney Fritz, SDSU	14	31	2.21
3. Vanessa Espinoza, CSU	14	28	2.00
4. Joy Jenkins, CSU	13	22	1.69
5. Kristen Lenhardt, Wyo.	14	23	1.64
8. Michelle Elliott, SDSU	14	20	1.43

Assist/Turnover Ratio				
	G	A	T	Ratio
1. Mandi Moore, NM	14	77	25	3.08
2. Jasai Ferrucho, CSU	14	96	32	3.00
3. Brenda Pickup, Wyo.	14	78	33	2.36
4. Shona Thorburn, Utah	14	56	25	2.24
5. Kelsy Stireman, Utah	14	60	29	2.07



Michelle Elliott



Nicolette McCartney