

UTAH STATE 2022-23

MEN'S BASKETBALL NOTES



2022-23 SCHEDULE

24-7, 13-5 MW

(14-2 H / 6-4 A / 4-1 N)

Rank: AP Top 25/USA Today Coaches' Poll

NOVEMBER (5-0)

7	-/-	-/-	UTAH VALLEY	W, 75-58
11	-/-	-/-	BRADLEY	W, 84-62
14	-/-	-/-	SANTA CLARA	W, 96-74
17	-/-	-/-	at San Diego	W, 91-89 (OT)
22	-/-	-/-	ORAL ROBERTS	W, 95-85

DECEMBER (7-2)

1	-/-	-/-	UTAH TECH	W, 86-81
4	-/-	-/-	vs. San Francisco	W, 82-64
10	-/-	-/-	vs. Loyola Marymount&	W, 79-67
15	-/-	-/-	WESTMINSTER COLLEGE	W, 106-68
19	-/-	-/-	WEBER STATE	L, 72-75
22	-/-	-/-	vs. Seattle University#	W, 84-56
23	-/-	-/-	vs. SMU#	L, 74-77
25	-/-	-/-	Washington State#	W, 82-73
31	-/-	-/-	FRESNO STATE*	W, 67-54

JANUARY (5-3)

3	-/-	-/-	at Air Force*	W, 77-65
7	-/-	-/-	at Boise State*	L, 59-82
10	-/-	-/-	WYOMING*	W, 83-63
13	-/-	RV/RV	at Nevada*	L, 70-85
17	-/-	-/-	UNLV*	W, 75-71
21	-/-	-/-	SAN JOSÉ STATE*	W, 75-74
25	-/-	RV/RV	at San Diego State*	L, 75-85
28	-/-	-/-	at Fresno State*	W, 70-53

FEBRUARY (5-2)

1	-/-	-/-	NEW MEXICO*	W, 84-73
4	-/-	-/-	at Colorado State*	W, 88-79
8	-/-	25/23	SAN DIEGO STATE*	L, 61-63
11	-/-	-/-	at San José State*	L, 64-69
14	-/-	-/-	AIR FORCE*	W, 80-65
18	-/-	RV/RV	NEVADA*	W, 75-66
21	-/-	-/-	at Wyoming*	W, 65-55

MARCH (2-0)

1	-/-	-/-	at UNLV*	W, 91-66
4	-/-	--	BOISE STATE*	W, 86-73
8-11			Mountain West Championships	

* Mountain West Game

Hawaiian Airlines Diamond Head Classic I & Jack Jones Hoopfest

Home games in **BOLD CAPS**

All times Mountain

MOUNTAIN WEST CHAMPIONSHIPS

MARCH 9-11 | LAS VEGAS, NEVADA | THOMAS & MACK CENTER | AGGIE SPORTS NETWORK | CBS SPORTS NETWORK/CBS

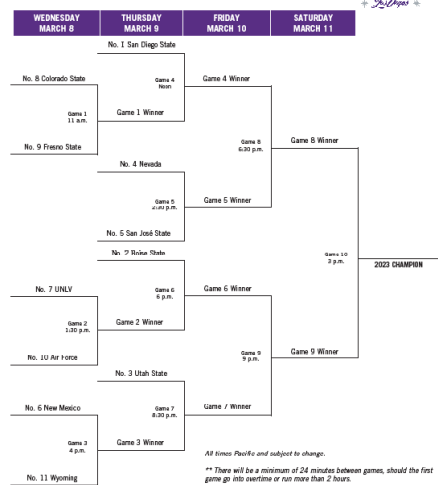
LAST GAME'S STARTERS

MW CHAMPIONSHIP BRACKET (MORE ON P. 10)

	2	SEAN BAIRSTOW 6-8 • 205 • GUARD • SENIOR BRISBANE, AUSTRALIA CHURCHIE
		10.5 ppg 5.1 rpg 2.6 apg 0.5 spg 0.2 bpg FG% .478 (133-of-278) 3PT% .319 (31-of-74) FT% .600 (30-of-50)
	3	STEVEN ASHWORTH 6-1 • 170 • GUARD • JUNIOR ALPINE, UTAH LONE PEAK HS
		16.3 ppg 3.4 rpg 4.7 apg 1.1 spg 0.0 bpg FG% .467 (147-of-315) 3PT% .450 (100-of-222) FT% .889 (112-of-126)
	11	MAX SHULGA 6-4 • 197 • GUARD • JUNIOR KYIV, UKRAINE BASKETBALL SCHOOL OF EXCELLENCE
		12.1 ppg 4.5 rpg 4.0 apg 0.7 spg 0.3 bpg FG% .443 (113-of-255) 3PT% .373 (50-of-134) FT% .811 (99-of-122)
	23	TAYLOR FUNK 6-9 • 220 • FORWARD • GRADUATE LANCASTER, PENNSYLVANIA SAINT JOSEPH'S MANHEIM CENTRAL HS
		13.2 ppg 5.4 rpg 1.7 apg 0.9 spg 0.6 bpg FG% .451 (144-of-319) 3PT% .380 (71-of-187) FT% .902 (37-of-31)
	32	TREVIN DORIUS 7-1 • 240 • CENTER • SENIOR HEBER CITY, UTAH WASATCH HS
		6.1 ppg 3.8 rpg 0.2 apg 0.5 spg 1.0 bpg FG% .591 (78-of-132) 3PT% .000 (0-of-0) FT% .667 (32-of-48)

2023 MOUNTAIN WEST MEN'S BASKETBALL CHAMPIONSHIP

WEDNESDAY-SATURDAY, MARCH 8-11
THOMAS & MACK CENTER
LAS VEGAS, NEVADA



OPENING TIPS

- Utah State is 14-7 (.667) in the Mountain West Tournament and 52-34 (.605) all-time in conference tournaments. USU is also 20-21 (.488) all-time in quarterfinal games, including a 4-5 (.444) record in the MW.
- Utah State junior guard **Steven Ashworth** was named first-team all-Mountain West, while fellow junior guard **Max Shulga** was an all-MW honorable mention selection by the league's head coaches. Graduate forward **Dan Akin** was also recognized by the conference as he was named the Sixth Man of the Year.
- Utah State is fourth in the nation in 3-point field goal percentage (.401) and effective field goal percentage (.571). USU also ranks in the top 50 nationally in assists per game (16.94, 10th), field goal percentage (.486, 16th), 3-pointers made per game (9.55, 17th), free throw percentage (.770, 20th), assist-to-turnover ratio (1.41, 26th), points per game (79.06, 28th), scoring margin (+9.06, 34th), bench points per game (24.81, 41st) and defensive rebounds per game (26.74, 42nd).
- **Ashworth** is sixth in the nation in 3-point field goal percentage (.450), 10th in assist-to-turnover ratio (3.04), 12th in 3-pointers made per game (3.23) and 13th in free throw percentage (.889). In fact, **Ashworth** is the only player in the nation at the Division I level to rank in the top 20 in each of those categories.
- Utah State is one of 15 teams in the nation with five players averaging double figures in **Ashworth** (16.3 ppg), grad forward **Taylor Funk** (13.2 ppg), **Akin** (12.1 ppg), **Shulga** (12.1 ppg) and senior guard **Sean Bairstow** (10.5 ppg).
- Utah State is 21-1 this season and 37-3 under head coach **Ryan Odom** when scoring at least 75 points. USU is 13-0 this season and 21-0 under **Odom** when scoring at least 75 points at home. Utah State has scored at least 80 points in 15 of its games, including a season-high 106 points against Westminster. Utah State is 40-10 under **Odom** when scoring at least 70 points. USU is a perfect 27-0 under **Odom** when scoring at least 80 points.
- Utah State has recorded all but four of its victories under **Odom** (37-8) when winning the battle of the boards. USU has won the rebounding battle in all but nine games this season. In total, Utah State has outrebounded opponents 1,091-965 this season.
- Utah State is 21st in the NCAA NET rankings (as of March 7) and is ranked 23rd by KenPom. Overall, USU is 1-4 in Quad 1 games, 8-1 in Quad 2, 12-0 in Quad 3 and 2-2 in Quad 4.
- Utah State has been without its starting point guard in senior **Rylan Jones** for 15-straight games after he left the game at Boise State on Jan. 7, due to an injury. **Jones** had also missed three games earlier in the season due to an injury. Despite appearing in less than half of the games this season, **Jones** is still third on the team in assists per game (3.3) and fifth in total assists (43). He has an assist-to-turnover ratio of 2.69 and leads Utah State in charges drawn (14).

FOLLOW THE AGGIES



/USUMensBasketball @USUBasketball @USUBasketball

Media Relations Contact: Ashley Springer

Office: (435) 797-5547

Cell: (509) 434-9644

Email: ashley.springer@usu.edu

utahstateaggies.com

2022-23 UTAH STATE ROSTER

NUMERICAL ROSTER

No.	Player	Ht.	WT	Pos.	Cl.	Hometown / Last School
0	Landon Brenchley	6-4	215	G	R-Fr.	Providence, Utah / Ridgeline HS
2	Sean Bairstow	6-8	205	G	Sr.	Brisbane, Australia / Churchie
3	Steven Ashworth	6-1	170	G	Jr.	Alpine, Utah / Lone Peak HS
5	RJ Eytel-Rock	6-4	225	G	Sr.	London, England / UMBC
11	Max Shulga	6-4	197	G	Jr.	Kyiv, Ukraine / Basketball School of Excellence
12	Szymon Zapala	6-11	240	C	Jr.	Zaborze, Poland / SMS PZkosz Wladyslawowo
13	Conner Gillis	6-2	170	G	Jr.	Charlotte, North Carolina / Gaston Christian High School
14	Connor Odom	5-11	165	G	Jr.	Annapolis, Maryland / Archbishop Spalding High School
15	Rylan Jones	6-0	178	G	Sr.	Holladay, Utah / Utah
20	Isaac Johnson	7-0	235	C	So.	American Fork, Utah / Oregon
21	Mason Falslev	6-3	190	G	Fr.	Benson, Utah / Sky View HS
23	Taylor Funk	6-9	220	F	Gr.	Lancaster, Pennsylvania / Saint Joseph's
24	Zee Hamoda	6-7	170	F	So.	Riffa, Bahrain / Bridgton Academy
30	Dan Akin	6-9	225	F	Gr.	London, England / UMBC / Cal Baptist
32	Trevin Dorius	7-1	240	C	Sr.	Heber City, Utah / Wasatch HS

ALPHABETICAL ROSTER

No.	Player	Ht.	WT	Pos.	Cl.	Hometown / Last School
30	Dan Akin	6-9	225	F	Gr.	London, England / UMBC / Cal Baptist
3	Steven Ashworth	6-1	170	G	Jr.	Alpine, Utah / Lone Peak HS
2	Sean Bairstow	6-8	205	G	Sr.	Brisbane, Australia / Churchie
0	Landon Brenchley	6-4	215	G	R-Fr.	Providence, Utah / Ridgeline HS
32	Trevin Dorius	7-1	240	C	Sr.	Heber City, Utah / Wasatch HS
5	RJ Eytel-Rock	6-4	225	G	Sr.	London, England / UMBC
13	Conner Gillis	6-2	170	G	Jr.	Charlotte, North Carolina / Gaston Christian High School
24	Zee Hamoda	6-7	170	F	So.	Riffa, Bahrain / Bridgton Academy
21	Mason Falslev	6-3	190	G	Fr.	Benson, Utah / Sky View HS
23	Taylor Funk	6-9	220	F	Gr.	Lancaster, Pennsylvania / Saint Joseph's
20	Isaac Johnson	7-0	235	C	So.	American Fork, Utah / Oregon
15	Rylan Jones	6-0	178	G	Sr.	Holladay, Utah / Utah
14	Connor Odom	5-11	165	G	Jr.	Annapolis, Maryland / Archbishop Spalding High School
11	Max Shulga	6-4	197	G	Jr.	Kyiv, Ukraine / Basketball School of Excellence
12	Szymon Zapala	6-11	240	C	Jr.	Zaborze, Poland / SMS PZkosz Wladyslawowo

UTAH STATE STAFF

NAME	POSITION	EXPERIENCE	ALMA MATER
Ryan Odom	Head Coach	Second Season	Hampden-Sydney, 1996
Nate Dixon	Assistant Coach	Second Season	UNC-Wilmington, 1994
Matt Henry	Assistant Coach	Second Season	Trinity University, 2001
Bryce Crawford	Assistant Coach	Second Season	Ohio State, 2011

SUPPORT STAFF

Kelsey Knoche	Director of Operations & External Relations	Second Season
Noah Rably	Director of Men's Basketball Analytics	Second Season
Billy Bales	Director Men's Basketball Player Development	Second Season
Matt Hart	Graduate Manager	First Season
Leah Dunagan	Athletic Trainer	Second Season
Jimmy Stitz	Strength & Conditioning Coordinator	Second Season

PRONUNCIATION GUIDE

#2 Sean Bairstow BARE stoe	#12 Szymon Zapala SHE mon Za PAH la
#5 RJ Eytel-Rock EYE del rock	Hometown (Zaborze) Zah bor zjuh
#11 Max Shulga Shool ga	#24 Zee Hamoda ha MO da
	#30 Dan Akin Aa-kin (like the a in cat)

ROSTER BREAKDOWN

BY CLASS:

Graduate Student (2)
Dan Akin, Taylor Funk

Seniors (4)

Sean Bairstow, Trevin Dorius, RJ Eytel-Rock, Rylan Jones

Juniors (5)

Steven Ashworth, Conner Gillis, Connor Odom, Max Shulga, Szymon Zapala

Sophomores (2)

Zee Hamoda, Isaac Johnson

Freshmen (2)

Landon Brenchley (RS), Mason Falslev

BY POSITION:

Guard (9)

Steven Ashworth, Sean Bairstow, Landon Brenchley, RJ Eytel-Rock, Mason Falslev, Conner Gillis, Rylan Jones, Connor Odom, Max Shulga

Forward (3)

Dan Akin, Taylor Funk, Zee Hamoda

Center (3)

Trevin Dorius, Isaac Johnson, Szymon Zapala

BY HEIGHT:

5-11 (1)

Connor Odom

6-0 (1)

Rylan Jones

6-1 (1)

Steven Ashworth

6-2 (1)

Conner Gillis

6-3 (1)

Mason Falslev

6-4 (3)

Landon Brenchley, RJ Eytel-Rock, Max Shulga

6-7 (1)

Zee Hamoda

6-8 (1)

Sean Bairstow

6-9 (2)

Dan Akin, Taylor Funk

6-11 (1)

Szymon Zapala

7-0 (1)

Isaac Johnson

7-1 (1)

Trevin Dorius

HOME STATE/COUNTRY:

Utah: 6
Maryland: 1
North Carolina: 1
Pennsylvania: 1
England: 2
Australia: 1
Bahrain: 1
Poland: 1
Ukraine: 1

GAME NOTES

UTAH STATE INFORMATION

Location Logan, Utah
 Founded.....1888
 Enrollment27,691
 Nickname.....Aggies
 School Colors...Navy Blue, White and Pewter Gray
 Arena.....Dee Glen Smith Spectrum (10,270)
 ConferenceMountain West
 Interim Athletics Director Jerry Bovee
 President..... Dr. Noelle Cockett
 Athletic Department Phone (435) 797-1850
 Ticket Office Phone (435) 797-0305 or
 1-888-USTATE-1

COACHING STAFF

Head Coach Ryan Odom
 Record at Utah State 42-23 (Two Seasons)
 Career Record 167-104 (Nine Seasons)
 Assistant Coach Nate Dixon
 Assistant Coach Matt Henry
 Assistant Coach Bryce Crawford
 Director of Operations & External Relations ... Kelsey Knoche
 Director of Analytics Noah Ralby
 Director of Player Development Billy Bales

TEAM INFORMATION

2022-23 Record. 24-7, 13-5 MW (14-2 H, 6-4 A, 4-1 N)
 2021-22 Record..... 18-16, 8-10 MW
 Postseason NIT First Round
 Lettermen Returning/Lost 8/3
 Starters Returning/Lost 3/2
 Redshirts 1
 Newcomers.....4
 Overall Record 1,696-1,155 (.595)
 NCAA Appearances/Record 23 (6-24, .207)
 NIT Appearances/Record 10 (2-10, .167)
 CIT Appearances/Record 1 (4-1, .800)
 All-Time Postseason Appearances/Record 34
 (12-35, .255)

MEDIA RELATIONS

Assistant Media Relations Coordinator (MBB SID)
 Ashley Springer
 Office Phone.....(435) 797-5547
 Cell Phone.....(509) 434-9644
 Email Address ashley.springer@usu.edu
 Associate AD for Media Relations (Director)
 Doug Hoffman
 Office Phone(435) 797-3714
 Assistant Media Relations Coordinator
 Wade Denniston
 Office Phone(435) 797-1361
 Website..... www.utahstateaggies.com
 Mailing Address ..7400 Old Main Hill, Logan, Utah
 84322-7400

TEAM NOTABLES

TOURNAMENT NOTABLES

• Utah State is 14-7 (.667) in the Mountain West Tournament and 52-34 (.605) all-time in conference tournaments. USU is also 20-21 (.488) all-time in quarter-final games, including a 4-5 (.444) record in the MW.

• Utah State head coach Ryan Odom is 7-7 (.500) all-time in conference-tournament play, including a 1-1 record at USU. Overall, Odom is 3-4 in the quarter-finals, 2-2 in the semifinals and 1-1 in championship games.

• This will be the first time that Utah State is the third seed in the Mountain West Tournament and just the third time it has been the third seed in postseason play. Overall, Utah State is 3-1 as the third seed in conference tournament action. In the 1983 Big West Tournament, USU lost to San José State (80-66) in the quarterfinals. And, in the 2003 Big West Tournament, USU won the tournament championship with victories against CS Fullerton (89-83 OT), UC Irvine (62-55) and Cal Poly (57-54).

• Utah State is looking for its 11th tournament championship as it won six postseason titles in 27 years as a member of the Big West Conference (1988, 1998, 2000, 2001, 2003, 2005), two postseason titles in eight years as a member of the Western Athletic Conference (2009, 2011), and two postseason titles in 10 years as a member of the Mountain West (2019, 2020). USU has played in the MW Tournament Championship game in three of the last four years.

• Utah State is one of just four current members of the Mountain West that have won multiple tournament titles. San Diego State has won six MW Tournament titles, New Mexico has won four, UNLV has won three and USU has won two.

• The first Mountain West Tournament was held in 2000 and over the last 23 years, the third-seed has a 19-22 (.463) overall record and has won one tournament title. Overall, the No. 3 seed is 12-11 in quarterfinal games, 6-6 in the semifinals and 1-5 in the championship.

• Utah State is 4-1 on the season and 9-3 under head coach Ryan Odom on neutral courts.

AGGIE AWARDS

Utah State junior guard **Steven Ashworth** was named first-team all-Mountain West, while fellow junior guard **Max Shulga** was an all-MW honorable mention selection by the league's head coaches. Graduate forward **Dan Akin** was also recognized by the conference as he was named the Sixth Man of the Year.

HOT OUT OF THE GATE

• Utah State opened the season 9-0 for the best start in school history, along with the 1938-39 and 1917-18 teams.

• Utah State went 11-2 in non-conference play for its best non-conference record since the 2019-20 squad went 11-2.

• Utah State is 24-7 on the season, marking the 32nd time in school history USU has won at least 20 games.

• Utah State has now won at least 24 games 14 times and its 24 wins this season are tied for the 10th-most in school history. It is also the 17th time in school history that USU has won at least 23 games. Of those previous 16 Aggie teams to win at least 23 games, 11 have advanced to the NCAA Tournament and the other five have played in the National Invitation Tournament.

• Utah State's 24 wins this season are tied for the most in the Mountain West and tied with 14 other teams across the nation for the 26th-most in the nation.

GOING OUT HOT

• Utah State is the hottest team in the Mountain West as it has won each of its last five games by an average of 14.4 points.

• During its current five-game winning streak, USU is averaging 79.4 points and shooting 51.3 percent (142-of-277), including 34.2 percent (39-of-114) from 3-point range, and 82.2 percent (74-of-90) at the free throw line.

• Defensively, USU's opponents are averaging just

65.0 points over its last five games, while shooting 38.6 percent (107-of-277), including 33.3 percent (37-of-111) from 3-point range, and 79.6 percent (74-of-93) at the free throw line.

AGGIES ON TOP

Utah State, which was picked to finish eighth in the pre-season Mountain West polls, finished the regular season tied for second place. Overall, it is the fourth time in the last five years that USU has finished first or second in the league standings as the 2018-19 team tied for first, the 2019-20 team tied for second, the 2020-21 team finished second, and this year's team tied for second.

SPLASHTOWN, USA - PART I

• Utah State is third in the nation in 3-point field goal percentage (.401) and is 17th in 3-pointers made per game (9.55).

• Junior guard **Steven Ashworth** is sixth in the nation in 3-point field goal percentage (.450) and 12th in 3s made per game (3.23).

• Graduate forward **Taylor Funk** is sixth in the nation amongst active leaders in career 3s attempted (972) and ninth in 3-pointers made (348).

• Utah State has made at least eight 3-pointers in 19 of its games this season and double-digit 3-pointers in 14 of those games.

• Utah State is 23-3 when making 10 or more 3-pointers under head coach **Ryan Odom**.

SPLASHTOWN, USA - PART II

• Utah State is shooting 40.1 percent (296-of-739) from behind the arc, which ranks fourth on the single-season record list. Overall, USU has finished a season shooting over 40 percent from 3-point range just eight times in program history:

1. 1997-98	.429
2. 2009-10	.414
3. 2013-14	.406
4. 2022-23	.401
Five others with	

• Utah State's 296 makes from behind the arc rank second on the single-season record list. The 2017-18 squad set the program record with 317 treys:

1. 2017-18	317
2. 2022-23	296

• Utah State's 739 attempts from behind the arc rank fifth on the single-season record list. The 2017-18 squad set the program record with 870 attempts from deep:

1. 2017-18	870	4. 2019-20	745
2. 2021-22	775	5. 2022-23	739
3. 2018-19	772		

• Utah State junior guard **Steven Ashworth** has made 100 3s this season, becoming just the second-ever Aggie to make at least 100 triples in a single season:

1. Jaycee Carroll, 2007-08	114
2. Steven Ashworth, 2022-23	100

• **Ashworth** has attempted 222 3-pointers this season which is tied for fifth on the USU single-season record list. He is just seven attempts shy of tying the program record of 229:

1. Sam Merrill, 2018-19	229
Jaycee Carroll, 2007-08	229
3. Reid Newey, 1988-89	224
4. Jay Goodman, 1992-93	223
5. Steven Ashworth, 2022-23	222
Preston Medlin, 2011-12	

• **Ashworth** is shooting 41.5 percent (193-of-465) from behind the arc, which is tied for eighth on the Utah State career record list:

7. Sam Merrill, 2017-20	.420
8. Steven Ashworth, 2021-pres.	.415
Two others with	

• **Ashworth's** 193 career makes from behind the arc rank ninth on the USU career record list:

7. Jay Goodman, 1991-93	209
8. Tyler Newbold, 2008-11	194
9. Steven Ashworth, 2021-pres.	193

• **Ashworth's** 465 career attempts from behind the arc rank ninth on the USU career record list:

7. Preston Medlin, 2010, 12-14	513
8. Tyler Newbold, 2008-11	477
9. Steven Ashworth, 2021-pres.	465

SPLASHTOWN, USA - PART III

• The 2022-23 Utah State squad holds three of the top four program records in 3-pointers made in a single

GAME NOTES

game:

1. vs Westminster, 12/15/22	21
2. at New Mexico State, 2/2/06	20
3. vs Oral Roberts, 11/22/22	19
4. at Colorado State, 2/4/23	18

• Utah State set a school record with 21 made 3-pointers in its win against Westminster, breaking the previous mark of 20 treys set during the 2005-06 season at New Mexico State.

• Utah State's 19 made 3-pointers against Oral Roberts are the third-most in school history, while its 18 at Colorado State are the fourth-most.

• Utah State shot a season-high 64.7 percent (11-of-17) from behind the arc against Washington State, which is tied for 29th in the nation with a minimum of 10 makes from long distance.

• Utah State shot 61.3 percent from behind the 3-point line against Oral Roberts, which was the best shooting percentage for a USU team from behind the arc since shooting 61.9 percent (13-of-31) against UNLV during the 2016-17 season.

• Utah State is the only team in the nation to shoot over 50 percent from behind the arc while making at least 19 3s in two games this season: 61.3 percent (19-of-31) vs. Oral Roberts; 56.8 percent (21-of-37) vs. Westminster.

• The 21 made 3-pointers are tied for the most by an MW team this year and tied for the fifth-most in college basketball, while the 19 made 3-pointers are tied for 18th in the nation. USU made 18 treys at Colorado State to tie for 38th in the nation.

• Utah State was 14-of-29 (.483) from 3-point range against San Diego and those 14 made treys are tied for the sixth-most in a single game in school history.

SPLASHTOWN, USA - PART IV

• Junior guard **Steven Ashworth** made a career-high eight 3-pointers against both Oral Roberts and Colorado State, tying for the third-most in a single game in school history.

• **Ashworth** shot 88.9 percent (8-of-9) from behind the arc against ORU, which was the eighth-best shooting percentage from behind the arc in a single game in program history.

• Junior guard **Max Shulga** was 5-for-5 from 3-point range as he scored a career-high 20 points at San Diego. Overall, **Shulga** is just the seventh player in school history to have a perfect shooting percentage from behind the arc with a minimum of five attempts.

• Sophomore forward **Zee Hamoda** shot 85.7 percent (6-of-7) from behind the arc against Westminster, which is tied for the 10th-best shooting percentage from behind the 3-point line in a single game in school history.

HOT SHOOTING

• Utah State is third in the MW and 16th in the nation in field goal percentage, shooting 48.6 percent (845-of-1,740) from the field this season.

• Grad forward **Dan Akin** is shooting 66.5 percent (129-of-194) from the field, which ranks third on the program single-season record list.

1. Nate Harris, 2003-04	.677
2. Dan Akin, 2022-23	.665
3. Greg Houskeeper, 1988-89	.662

• Utah State is 28-2 under head coach **Ryan Odom** when shooting 50 percent or better from the field.

• Utah State has shot over 60 percent from the field three times this season (60.9 percent vs Westminster; 60.4 vs Washington State; 61.8 percent at UNLV).

• Overall, Utah State has shot over 50 percent from the floor 15 times this season.

• Utah State shot 50.0 percent (31-of-62) from the field in its game against San Francisco, capping a five-game streak the Aggies had shot at least 50 percent from the field. The last time USU shot 50.0 percent or better from the field in five-straight games was during the 2004-05 season, when the team had both a seven- and eight-game stretch.

MAKING 'EM PAY

• Utah State is shooting 77.0 percent (465-of-604) at the free throw line, which ranks third on the sin-

gle-season record list:

1. 2007-08	.792
2. 2006-07	.780
3. 2022-23	.770

• Junior guard **Steven Ashworth** is shooting 88.9 percent (112-of-126) from the free throw line, which is tied for fifth on the single-season record list:

6. Jay Goodman, 1991-92	.891
7. Steven Ashworth, 2022-23	.889
8. Jaycee Carroll, 2006-07	.888

• **Ashworth** ranks second on the career free throw percentage record list, shooting 88.4 percent (205-of-232) from the charity stripe:

1. Sam Merrill, 2017-20	.891
2. Steven Ashworth, 2021-pres.	.884
3. Tony Brown, 1999-02	.870

• **Ashworth** made 47-consecutive free throws in MW play, which is a Mountain West record.

• Two Aggies rank in the top-16 in the Mountain West in free throw shooting percentage in **Ashworth** (.889, 1st) and junior guard **Max Shulga** (.811, 7th).

AGGIES SCORE 80 AGAIN AND AGAIN

• Utah State has scored at least 80 points in 15 of its games, including a season-high 106 points against Westminster.

• Utah State is 40-10 under head coach **Ryan Odom** when scoring at least 70 points. The Aggies have won just two games under **Odom** when scoring less than 70 points.

• USU is a perfect 27-0 under **Odom** when scoring at least 80 points.

• Utah State had a six-game stretch scoring 80-plus points for the first time since the 2019-20 team scored 80-plus points in each of its first six games of the season.

ICE CREAM IS THE MAGIC NUMBER

• Utah State is 21-1 this season and 37-3 under head coach **Ryan Odom** when scoring at least 75 points.

• When the Aggies score 75 points at home, everyone in attendance can get a free frozen custard from Culver's. USU is 13-0 this season and 21-0 under **Odom** when scoring at least 75 points at home.

• Six different Aggies have scored the ice cream point inside the Dee Glen Smith Spectrum this season in junior guard **Max Shulga** (3), graduate forward **Dan Akin** (3), grad forward **Taylor Funk** (2), senior guard **Sean Bairstow** (2), junior guard **Steven Ashworth** (2) and sophomore forward **Zee Hamoda** (1).

STARTING THINGS OFF THE RIGHT WAY

Utah State's most-used starting lineup of junior guard **Steven Ashworth**, junior guard **Max Shulga**, senior guard **Sean Bairstow**, graduate forward **Taylor Funk** and senior center **Trevin Dorius** are ranked as the seventh-most effective five-man lineup by EvanMiya with an adjusted efficiency margin of 34.1. The Aggies are 14-6 this season with this starting lineup.

BENCH MOB

• Utah State's bench is second in the Mountain West and 41st in the nation in points per game (24.81).

• An Aggie reserve has led the team in scoring in eight games this season. Junior guard **Steven Ashworth** has led the Aggies off the bench five times, grad forward **Dan Akin** has led the Aggies three times and sophomore forward **Zee Hamoda** has led USU twice.

• Utah State is 19-3 this season and 28-9 all-time under head coach **Ryan Odom** when the Aggie reserves outscore their opponents.

• Utah State's bench has outscored its opponents 769-558 (24.8 to 18.0) this season as its reserves have accounted for 31.4 percent of USU's points.

• Utah State has had at least two bench players score in double figures in eight of its games this season as the Aggies are 8-0 when multiple bench players score in double figures.

• Utah State's bench is shooting 53.8 percent (260-of-483) from the field, 44.8 percent (73-of-163) from behind the arc and 74.3 percent (176-of-237) at the free throw line this season.

DID YOU KNOW?

• Utah State has lost only two games under head coach **Ryan Odom** when holding its opponent to fewer than 60 points (13-2).

2022-23 MW PRESEASON POLL

Rank	School (First-place votes)	Points
1.	San Diego State (16)	216
2.	Wyoming (4)	204
3.	Boise State	166
4.	Colorado State	156
5.	New Mexico	136
6.	UNLV	110
7.	Fresno State	101
8.	Utah State	96
9.	Nevada	73
10.	San José State	35
11.	Air Force	27

2022-23 Preseason All-Mountain West Team

Pos.	Name	Year	School
G	Isaiah Stevens	Sr.	Colorado State
G	Jamal Mashburn Jr.	Jr.	New Mexico
G	Matt Bradley	Sr.	San Diego State
G	Hunter Maldonado	Sr.	Wyoming
F	Graham Ike	Jr.	Wyoming

Preseason Player of the Year

Graham Ike, Jr., F, Wyoming

Preseason Newcomer of the Year

Darion Trammell, Sr., G, San Diego State

Preseason Freshman of the Year

Joseph Hunter, G, Fresno State

2022-23 MW STANDINGS

	MW	Overall
San Diego St. (20/20)	15-3 .824	24-6 .800
Boise State (RV/RV)	13-5 .722	23-7 .742
Utah State (RV/RV)	13-5 .722	24-7 .774
Nevada	12-6 .667	22-8 .710
San José State	10-8 .556	19-12 .613
New Mexico	8-10 .444	21-9 .677
UNLV	7-11 .389	18-12 .600
Colorado State	6-12 .333	14-17 .452
Fresno State	6-12 .333	11-19 .367
Air Force	5-13 .278	14-17 .452
Wyoming	4-14 .222	9-21 .300

WHERE TO LISTEN

Every Utah State men's basketball game can be heard live on the Aggie Radio Network. **Scott Garrard** serves as the play-by-play announcer, while former Aggie player and coach **Spencer Nelson** serves as the analyst at all home games. Games can also be heard on the Internet (www.UtahStateAggies.com) by clicking on the 'Listen Live' link, as well as on the TuneIn App.

- **Salt Lake City:** KZNS (1280 AM/97.5 FM)
- **Logan:** KBLU-LP (92.3 FM)
- **Price:** KRXP (95.3 FM)
- **Green River:** KRXP (102.7 FM)
- **Moab:** KRXP (100.3 FM)
- **Orangeville:** KRXP (95.9 FM)

2022-23 SUPERLATIVES

Double-Figure Points

Steven Ashworth	26
Dan Akin	23
Max Shulga	21
Taylor Funk	20
Sean Bairstow	18
Trevin Dorius	6
Zee Hamoda	3
RJ Eytile-Rock	2
Rylan Jones	1

20-Point Games

Taylor Funk	8
Steven Ashworth	5
Max Shulga	2
Dan Akin	2
Sean Bairstow	1
Zee Hamoda	1

30-Point Games

Steven Ashworth	1
-----------------	---

USU Scoring Leader

Steven Ashworth	15
Taylor Funk	8
Dan Akin	3
Sean Bairstow	3
Max Shulga	3
Zee Hamoda	2
Trevin Dorius	1

USU Rebound Leader

Dan Akin	12
Taylor Funk	9
Sean Bairstow	6
Max Shulga	4
Trevin Dorius	2
Steven Ashworth	1
Zee Hamoda	1

USU Assist Leader

Steven Ashworth	16
Max Shulga	12
Sean Bairstow	7
Rylan Jones	4
Dan Akin	1
Taylor Funk	1

USU Block Leader

Trevin Dorius	16
Dan Akin	10
Max Shulga	7
Taylor Funk	6
Sean Bairstow	3
Zee Hamoda	3
RJ Eytile-Rock	1
Conner Gillis	1
Szymon Zapala	1

USU Steal Leader

Steven Ashworth	12
Taylor Funk	8
Max Shulga	6
Rylan Jones	5
Dan Akin	3
Sean Bairstow	3
Trevin Dorius	3
Zee Hamoda	3
RJ Eytile-Rock	1

Double-Doubles Games

Dan Akin	6
Max Shulga	4
Taylor Funk	2

20-Plus Minutes

Steven Ashworth	30
Sean Bairstow	30
Dan Akin	29
Max Shulga	29
Taylor Funk	28
Zee Hamoda	7
Rylan Jones	6
Trevin Dorius	2
RJ Eytile-Rock	1

30-Plus Minutes

Steven Ashworth	24
Sean Bairstow	23
Max Shulga	21
Taylor Funk	16
Dan Akin	7
Rylan Jones	1

40-Plus Minutes

N/A

• Utah State won its first game under **Odom** when scoring less than 70 points with a 67-54 victory over Fresno State (Dec. 31). The Aggies later defeated Wyoming 65-55 in Laramie (Feb. 21).

• At 24-7, Utah State has already eclipsed its win total from Odom's first season at USU (18 - 2021-22).

WINNING THE CLOSE ONES

Utah State is 4-4 this season in games decided by five points or less after going 2-8 in such games a year ago.

OFFENSIVE NOTABLES

• Utah State has held a double-digit lead in 23 of its games this year.

• Utah State has outshot its opponent in 23 of its games this season, as well as in 18 games from 3-point range. USU has also had more assists than its opponent in 25 of its games this year and has recorded more blocked shots in 18 games.

MISCELLANEOUS NOTABLES

• Utah State has outscored its opponents in the paint in 19 games this year and has an overall advantage of 1,004-886 in points in the paint on the season.

• USU also has a 437-390 advantage in points off turnovers, a 322-260 advantage in second-chance points and 275-183 advantage in fastbreak points on the season.

• Utah State has had 13 or fewer turnovers in 10 of its last 11 games.

AGGIES IN THE NET

• Utah State is 21st in the NCAA NET rankings (as of March 7) and is ranked 23rd by KenPom.

• Overall, USU is 1-4 in Quad 1 games, 8-1 in Quad 2, 12-0 in Quad 3 and 2-2 in Quad 4.

DOUBLE-DIGIT SCORING

• Utah State has had at least three players score in double figures in all but three games this season. The following is how USU has fared this season and overall when players have scored 10 or more points in a game. (Career at USU).

Steven Ashworth - 21-5 (37-11)	Rylan Jones - 1-0 (5-2)
Dan Akin - 20-3 (20-3)	Szymon Zapala - 0-0 (1-0)
Max Shulga - 18-3 (23-4)	One Player - 0-0
Taylor Funk - 15-5 (15-5)	Two Players - 1-2
Sean Bairstow - 12-6 (24-11)	Three Players - 7-2
Trevin Dorius - 4-2 (8-2)	Four Players - 9-1
Zee Hamoda - 3-0 (4-1)	Five or More Players - 7-2
RJ Eytile-Rock - 2-0 (8-3)	

• In total, eight different Aggies have scored in double figures this season, including six who have scored 20 points in at least one game (**Akin, Ashworth, Bairstow, Funk, Hamoda, Shulga**).

SPREADING THE WEALTH

• Utah State has had at least four players score in double figures in 18 games this season as USU is 16-3 when at least four Aggies score 10 points or more.

• Utah State has had six players score in double figures twice this season (Westminster & Washington State).

• Utah State is one of 15 teams in the nation with five players averaging double figures in junior guard **Steven Ashworth** (16.3 ppg), grad forward **Taylor Funk** (13.2 ppg), grad forward **Dan Akin** (12.1 ppg), junior guard **Max Shulga** (12.1 ppg) and senior guard **Sean Bairstow** (10.5 ppg).

DOUBLE-DOUBLE, TOIL AND TROUBLE

• An Aggie has logged a double-double in 11 games this season as graduate forward **Dan Akin** has posted six double-doubles (10p/11r vs. Bradley; 21p/15r at San Diego; 12p/10r vs. Weber State; 11p/13r vs. Fresno State; 16p/15r vs Wyoming; 15p/10r at San Diego State), junior guard **Max Shulga** has had four (10p/10r vs. Oral Roberts; 10p/10a vs. Utah Tech; 12p/10r vs Seattle U; 13p/10r vs Nevada), graduate forward **Taylor Funk** has posted three (18p/14r vs. UVU; 22p/12r vs. Santa Clara; 15p/10r at Nevada) and senior guard **Sean Bairstow** has logged one (11p/10a at Colorado State).

• **Akin** leads the nation in double-doubles off the bench with six.

REBOUNDING TO VICTORY

• Utah State has recorded all but five of its victories under head coach **Ryan Odom** (37-8) when winning the battle of the boards.

• USU has won the rebounding battle in all but nine games this season.

• In total, Utah State has outrebounded opponents 1,091-

965 this season.

• Utah State has also notched all but two of its victories under **Odom** (40-7) when recording more defensive rebounds than its opponents.

• Utah State has logged more defensive rebounds than all but seven of its opponents this season.

• The Aggies rank third in the MW and 42nd in the nation with 26.74 defensive rebounds per game.

SHOOTING TO VICTORY

• Utah State has notched all but three of its victories under head coach **Ryan Odom** (39-2) when recording a better field goal percentage than its opponent.

• The Aggies are 22-1 this season when shooting better from the field than their opponent.

• Utah State has recorded all but one of its victories under **Odom** (41-11) when three or more players score in double figures.

• Utah State is 23-5 this season when at least three Aggies score in double figures.

ASSISTING VICTORIES

• Utah State has recorded 15 or more assists in 46 of its last 64 games.

• When the Aggies record 20 or more assists under head coach **Ryan Odom**, USU is 23-1. USU has dished out over 20 assists 10 times this season.

• Utah State ranks first in the MW and 10th in the nation with 16.84 assists per game.

• Junior guard **Steven Ashworth** is tied for third in the MW in assists per game (4.71), while junior guard **Max Shulga** ranks seventh (4.03).

• **Ashworth** is tied for 15th on the USU single-season record list with 146 helpers this season:

12. Bernard Rock, 1999-00	148
13. Two with	147
15. Steven Ashworth, 2022-23	146

• **Ashworth** ranks 10th all-time on the USU record list with 341 career helpers:

8. Two with	364
9. Tai Welsey, 2008-11	356
10. Steven Ashworth, 2021-pres.	341

• Multiple Aggies have dished out at least five assists in the same game nine times this season, including a season-best three Aggies in the wins against Westminster (**Shulga 9, Sean Bairstow 6, Ashworth 6**) and against UNLV (**Ashworth 9, Taylor Funk 5, Shulga 5**).

• Utah State is 38-9 under head coach **Ryan Odom** when it has more assists than its opponent.

• Utah State has dished out more than 15 assists in 21 games this season.

• Utah State is averaging 16.9 assists per game, which is tied for eighth on the single-season record list:

7. 2018-19	17.1
8. 2022-23	16.9
2009-10 & 1969-70	

WIN THE HALF, WIN THE GAME

• Utah State is 33-10 under head coach **Ryan Odom** when leading at the half.

• The Aggies have led at the break in 21 of their games this year.

WHAT IT TAKES

• In its 24 wins this season, Utah State is averaging 82.3 points, 36.2 rebounds, 18.0 assists, 5.3 steals and 3.4 blocks per game, while shooting 50.8 percent (684-of-1,346) from the field, 42.5 percent (241-of-567) from behind the arc and 77.6 percent (367-of-473) at the free throw line.

• Conversely, Utah State averages 67.9 points, 32.7 rebounds, 13.4 assists, 4.1 steals and 3.4 blocks per game in its seven losses, while shooting 40.9 percent (161-of-394) from the floor, 32.0 percent (55-of-172) from behind the 3-point line and 74.8 percent (98-of-131) at the free throw line.

• In USU's wins, the Aggies have held their opponents to 68.1 points, 29.9 rebounds, 11.0 assists, 5.5 steals and 2.3 blocks per game, shooting 41.0 percent (577-of-1,406) from the floor, 33.7 percent (169-of-501) from behind the 3-point line and 75.7 percent (311-of-411) at the charity stripe.

• In its losses, USU opponents average 76.6 points, 35.4 rebounds, 15.1 assists, 5.1 steals and 2.9 blocks per game,

2022-23 UTAH STATE GAME NOTES

USU IN THE 2022-23 RANKINGS

TEAM	MW	ALL	NAT
3PT FG Percentage	.372 (3)	.401 (1)	4
Effective FG Percentage	-	.571 (1)	4
Assists	15.44 (2)	16.94 (1)	10
FG Percentage	.476 (3)	.486 (3)	16
3PT Made	8.28 (1)	9.55 (1)	17
Free Throw Percentage	.794 (1)	.770 (2)	20
Assist/Turnover Ratio	1.28 (3)	1.41 (2)	26
Scoring Offense	74.72 (2)	79.06 (2)	28
Scoring Margin	+5.78 (2)	+9.06 (1)	34
Bench Points	-	24.81 (2)	41
Defensive Rebounds	25.56 (1)	26.74 (3)	42
Rebounding Margin	+3.61 (3)	+4.06 (3)	51
Def FG Percentage	.434 (2)	.425 (5)	100
Blocks	3.06 (5)	3.39 (6)	134
Rebounding	34.17 (13)	35.19 (5)	153
Scoring Defense	68.94 (6)	70.00 (8)	173
Turnover Margin	-1.50 (5)	-0.84 (9)	249
Offensive Rebounds	8.61 (5)	8.45 (6)	285
Def 3PT FG Percentage	.356 (7)	.356 (8)	282
Steals	5.16 (6)	5.06 (8)	311
INDIVIDUAL			
SCORING			
Steven Ashworth	15.56 (10)	16.32 (8)	152
Taylor Funk	12.56 (119)	13.20 (17)	-
REBOUNDING			
Dan Akin	6.89 (4)	6.81 (5)	189
Taylor Funk	-	5.40 (14)	-
Sean Bairstow	5.72 (12)	5.13 (18)	-
ASSISTS			
Steven Ashworth	4.83 (3)	4.71 (13)	66
Max Shulga	3.56 (9)	4.03 (7)	135
Sean Bairstow	2.83 (115)	-	-
FT PERCENTAGE			
Steven Ashworth	.920 (1)	.889 (1)	13
Max Shulga	.773 (11)	.811 (7)	161
Dan Akin	.765 (12)	-	-
STEALS			
Steven Ashworth	1.28 (18)	1.10 (12)	-
3-POINT FG PERCENTAGE			
Steven Ashworth	.392 (3)	.450 (1)	6
3-POINTERS MADE			
Steven Ashworth	2.72 (1)	3.23 (1)	12
Taylor Funk	2.11 (6)	2.37 (3)	136
BLOCKS			
Trevin Dorius	1.11 (15)	1.00 (7)	193
ASSIST/TURNOVER RATIO			
Steven Ashworth	2.90 (2)	3.04 (2)	10
Max Shulga	1.52 (10)	1.74 (7)	163
OFFENSIVE REBOUNDS			
Trevin Dorius	1.78 (11)	1.74 (11)	-
Dan Akin	1.78 (11)	-	-
DEFENSIVE REBOUNDS			
Dan Akin	5.11 (4)	5.29 (4)	119
Taylor Funk	-	4.20 (10)	-
Sean Bairstow	4.50 (18)	-	-
MINUTES PLAYED			
Steven Ashworth	34.96 (7)	32.95 (10)	261
Sean Bairstow	34.82 (8)	-	-
DOUBLE-DOUBLES			
Dan Akin	-	6 (3)	123
Max Shulga	-	4 (6)	195
Taylor Funk	-	3 (9)	274

while shooting 47.3 percent (196-of-414) from the floor, 43.2 percent (54-of-125) from behind the 3-point line and 73.8 percent (90-of-122) at the free throw line.

NATIONAL LEADERS - TOP 50

• Utah State is fourth in the nation in 3-point field goal percentage (.401) and effective field goal percentage (.571).

• USU also ranks in the top 50 nationally in assists per game (16.94, 10th), field goal percentage (.486, 16th), 3-pointers made per game (9.55, 17th), free throw percentage (.770, 20th), assist-to-turnover ratio (1.41, 26th), points per game (79.06, 28th), scoring margin (+9.06, 34th), bench points per game (24.81, 41st) and defensive rebounds per game (26.74, 42nd).

• Junior guard **Steven Ashworth** is sixth in the nation in 3-point field goal percentage (.450), 10th in assist-to-turnover ratio (3.04), 12th in 3-pointers made per game (3.23) and 13th in free throw percentage (.889). In fact, **Ashworth** is the only player in the nation at the Division I level to rank in the top 20 in each of those categories.

MOUNTAIN WEST - TOP FIVE

• USU leads the MW in 3-point field goal percentage (.401), 3-pointers made per game (9.55), effective field goal percentage (.571), assists per game (16.94) and scoring margin (+9.06).

• The Aggies also rank in the top five in the league in free throw percentage (.770, 2nd), assist-to-turnover ratio (1.41, 2nd), points per game (79.06, 2nd), bench points per game (24.81, 2nd), field goal percentage (.486, 3rd), defensive rebounds per game (26.74, 3rd), rebounding margin (+4.06, 3rd), defensive field goal percentage (.425, 5th) and rebounds per game (35.19, 5th).

• Junior guard **Steven Ashworth** leads the MW in 3-point field goal percentage (.450), free throw percentage (.889), and 3-pointers made per game (3.23). He is also second in the league in assist-to-turnover ratio (3.04) and tied for third in assists per game (4.71).

• Graduate forward **Dan Akin** is third in the league in double-doubles (six), fourth in defensive rebounds per game (5.29) and fifth in rebounds per game (6.81).

• Graduate forward **Taylor Funk** ranks third in the conference in 3s made per game (2.37).

CROSSING THE CENTURY MARK

Utah State scored a season-high 100 points in its victory over Westminster. It marked the first time this year that USU has scored 100 points and the first time it has hit the century mark under head coach **Ryan Odom**. It was also the most points scored by an Aggie team since the 2020-21 team posted a 107-62 home win against San José State.

DON'T CALL IT A COMEBACK - PART I

• Utah State erased a 21-point deficit in its 75-66 home victory against Nevada. It was the largest comeback victory in program history since the installment of the 3-point line.

• The victory is tied for the ninth largest comeback win in the nation this season. Five teams have overcome a 23-point deficit, three have won after trailing by 22 and Utah State is one of five schools to come out victorious after trailing by 21.

DON'T CALL IT A COMEBACK - PART II

• Utah State trailed San José State for nearly 32 minutes in USU's 75-74 home victory. The Aggies led for just over four minutes of the game as a free throw from junior guard **Max Shulga** with just over five seconds to go sealed the Aggies' one-point victory.

• Utah State overcame its then-largest deficit of the season (13) in its 79-67 neutral-site victory against LMU (Dec. 10). Prior to its game against the Lions, USU had not trailed an opponent by double digits during the season.

NO-LOSS NOVEMBER

Utah State went undefeated (5-0) in the month of November for the first time since the 2008-09 campaign (4-0).

WE'RE GOING TO OVERTIME

• Utah State improved to 64-48 all-time in overtime games, including a 30-30 road record, after beating San Diego. Overall, USU is 9-2 in its last 11 overtime games, including a 3-1 record under head coach **Ryan Odom**.

• Utah State was 5-of-6 (.833) from the field, including 2-for-2 from 3-point range and 1-for-2 at the free throw line in overtime of its win at San Diego, scoring 13 points

in the extra five minutes.

INDIVIDUAL NOTABLES

SPLASHWORTH DOMINATION

• After scoring nine points in the season opener against Utah Valley, junior guard **Steven Ashworth** scored in double figures in 14-straight games, including 28 points against Bradley (11/11/22), a career-high 30 points against Oral Roberts (11/22/22) and 27 points against Utah Tech (12/1/22). All three of those 25-plus scoring outings were off the bench.

• **Ashworth** has shot 75.0 percent or better from the floor in two games this season and has shot better than 50.0 percent from behind the arc 16 times.

• **Ashworth** is the only player in the nation to make at least 100 3-pointers while shooting better than 45.0 percent from the field, 45.0 percent from deep and 80.0 percent at the free throw line.

• In his last 14 games, **Ashworth** is averaging 17.1 points, 5.3 assists and 3.6 rebounds, while shooting 43.8 percent (70-of-160), including 38.5 percent (42-of-109) from 3-point range, and 95.1 percent (58-of-61) at the free throw line.

• **Ashworth** has attempted 70.5 percent (222-of-315) of his shots from behind the arc, as 68.0 percent (100-of-147) of his makes come from downtown.

• **Ashworth** has also dished out at least three assists in all but four games this season.

ASHWORTH EYING 1,000

• Junior guard **Steven Ashworth** has scored 970 career points in a USU uniform as he looks to become the 41st Aggie to score 1,000 career points.

• This season, **Ashworth** has now scored 506 points, becoming the 39th player in school history to score 500-plus points in a single season.

ASHWORTH SETS SCHOOL RECORD

• Junior guard **Steven Ashworth** was the first player in school history to make at least seven 3-pointers in consecutive games as he was 8-of-9 from behind the arc against Oral Roberts (11/22/22) and 7-of-12 from behind the arc against Utah Tech (12/1/22).

• Overall, **Ashworth** is one of just two players in school history to make seven or more 3-pointers in multiple games in a career, along with **Jaycee Carroll**, who made a career-high 10 treys at New Mexico State in 2006 and eight treys against UC Santa Barbara in 2005. **Ashworth** has made seven or more 3-pointers four times in his Aggie career.

• **Ashworth** is one of only 12 players in the country and the only player in the MW with at least three games of seven or more 3-pointers.

ASHWORTH SETS MOUNTAIN WEST RECORD

Junior guard **Steven Ashworth** made a Mountain West-record 47-straight free throws from Jan. 13 to Feb. 21. He passed BYU's Tyler Haws who set the record with 46-consecutive makes at the charity stripe between Feb. 13, 2010, to March 20, 2010.

ASHWORTH RECORD BOOK WATCH

• Junior guard **Steven Ashworth** ranks second all-time in school history in free throw percentage (.884), eighth all-time in 3-point attempts (465), tied for eighth all-time in 3-point percentage (.415), ninth all-time in 3-pointers made with 193 and 10th all-time with 341 assists.

• In the single season record books, **Ashworth** is 100-of-222 (.450) from 3-point range and those 100 made treys are the second-most in a single season in school history behind **Jaycee Carroll** (114) and tied for fifth in 3-point attempts (222). In fact, **Ashworth** is just eight 3-point attempts shy of setting the single-season school record of 229. **Ashworth** also has 146 assists this year, which is tied for the 14th-most in school history, while his 3.04 assist-to-turnover ratio is the fifth-best. And, he is shooting 88.9 percent (112-of-126) from the free throw line this year and that percentage is the seventh-best in a single season in school history.

ASHWORTH NAMED MW PLAYER OF THE WEEK

Junior guard **Steven Ashworth** was named the final Mountain West Player of the Week after helping Utah State close out its regular season on a five-game winning streak as the Aggies went 2-0 last week with a 91-66 road win at UNLV and 86-73 home victory against Boise State. For the week, **Ashworth** averaged 23.0 points, 7.5 assists,

2022-23 UTAH STATE GAME NOTES

3.5 steals and 3.0 rebounds per game, while shooting 53.3 percent (16-of-30) from the field, 50.0 percent (8-of-16) from deep and 85.7 percent (6-of-7) at the free throw line.

ASHWORTH ALL-TOURNAMENT

Junior guard **Steven Ashworth** was named to the Hawaiian Airlines Diamond Head Classic all-tournament team after averaging 14.7 points, 3.67 assists, 3.3 rebounds and 1.67 steals per game to lead the Aggies to a third-place finish.

FUNK NOT IN A FUNK

• Graduate transfer forward **Taylor Funk** is one of the Utah State leaders in every category as he is second the team in points (13.2 ppg), rebounds (5.4) and steals (0.9 spg), third in blocks (0.6 bpg) and ranks fifth in assists (1.7 apg).

• **Funk** has scored in double figures in 20 games this season, including eight 20-plus point outings.

AKIN ADJUSTING WELL

• After scoring six points, to go along with five rebounds and five turnovers off the bench in his Aggie debut, graduate transfer forward **Dan Akin** has played extremely well as he has scored in double figures 22 times and has recorded a team-best six double-doubles.

• In his last 12 games, **Akin** is averaging 12.8 points and 5.8 rebounds per game, while shooting 79.1 percent (53-of-67) overall and 79.3 percent (46-of-58) at the free throw line.

• **Akin** is shooting 66.5 percent (129-of-194) this year and that shooting percentage is the second-best in a single-season in school history behind **Nate Harris**, who shot 67.7 percent in 2004.

• **Akin** leads the nation in double-doubles off the bench with six.

SHULGA POSTS FOUR DOUBLE-DOUBLES

• Junior guard **Max Shulga** had consecutive double-doubles, the first of his career, after logging 10 points and 10 rebounds against Oral Roberts (Nov. 22), and 10 points and 10 assists against Utah Tech (Dec. 1).

• **Shulga** logged his third-career double-double against Seattle U at the Hawaiian Airlines Diamond Head Classic with 12 points and 10 rebounds (Dec. 22). He recorded his fourth double-double in the comeback win against Nevada (Feb. 18), logging 13 points and 10 rebounds.

• In his last six games, **Shulga** is averaging 16.0 points, 5.0 rebounds and 4.2 assists per game, while shooting 52.6 percent (30-of-57) from the floor, 51.7 percent (15-of-29) from behind the arc and 80.8 percent (21-of-26) at the free throw line.

SHULGA NAMED MW PLAYER OF THE WEEK

• Junior guard **Max Shulga** was named the Mountain West Player of the Week after leading Utah State to a 2-0 Mountain West home record last week with an 80-65 win against Air Force and a 75-66 come-from-behind win against Nevada. For the week, **Shulga** averaged 21.0 points, 8.5 rebounds and 3.5 assists per game, while shooting 46.4 percent (13-of-28) from the field, 50.0 percent (7-of-14) from 3-point range and 81.8 percent (9-of-11) at the free throw line.

BAIRSTOW RECORDS FIRST-CAREER DOUBLE-DOUBLE

• **Bairstow** logged his first-career double-double after recording 11 points and a ca-

reer-best 10 assists at Colorado State.

• In his last 11 games, **Bairstow** is averaging 10.7 points, 6.6 rebounds and 3.1 assists per game, while shooting 44.0 percent (48-of-109) from the field, including 42.9 percent (15-of-35) from behind the arc.

DIAMOND HEAD DORIUS

• Senior center **Trevin Dorius** had some of his best games of the season at the Hawaiian Airlines Diamond Head Classic, averaging 6.7 points, 5.3 rebounds, 1.3 blocks, 1.0 assists and 0.7 steals at the tournament.

• During the tournament, **Dorius** tied his then-career high in points (12) and free throws made (4), while tying his career-high in assists (2) against Washington State, while he had a career-high-tying two blocks against both Seattle U and SMU.

• Against Washington State, **Dorius** also had then-season highs in rebounds (9), field goals made (4) and attempted (6), free throws attempted (6), steals (2) and minutes played (21).

• During his last 14 games, **Dorius** is averaging 7.6 points, 4.1 rebounds and 1.1 block per game, while shooting 60.3 percent (44-of-73) from the field.

EYES ON EYTLEROCK

• Senior guard **RJ Eytlerock** had one of his biggest games of the season in the Aggies huge 75-66 comeback victory against Nevada. Against the Wolf Pack, he scored 10 points off the bench, shooting 75.0 percent (3-of-4) from the field, including 100.0 percent (2-of-2) from behind the arc, and was a perfect 2-for-2 at the charity stripe. **Eytlerock** also logged a career-best two blocks, while adding one rebound, an assist and a steal.

HAMODA'S CAREER NIGHT

Sophomore forward **Zee Hamoda** scored a career-high 28 points in the win against Westminster as he played a career-high 28 minutes. He also had a career-high four steals and tied his career high with three assists. **Hamoda** was 10-of-12 from the field and 6-of-7 from 3-point range, all of which are career highs. His 85.7 percent shooting from 3-point range is tied for the eighth-best shooting percentage from behind the arc in school history.

CONNOR ODOM EARNS PERRY WALLACE MOST COURAGEOUS AWARD

Junior guard **Connor Odom** was named a recipient of the 2023 Perry Wallace Most Courageous Award, sharing the honor with Saint Louis' Terrence Hargrove.

Odom earned the award after being open with the issues he has faced to help create a dialogue about the challenges shared by many other athletes. **Odom** and Hargrove will be honored at the upcoming Men's Final Four in Houston, Texas.

Odom has been open about dealing with the combination of Lyme Disease, anxiety and obsessive-compulsive disorder. When he was 13, he would shower for hours to feel clean and found it difficult to leave home. He lost an entire season of high school basketball to illness and has since walked on at Maryland and Utah State.

RYAN ODOM NAMED SKIP PROSSER MAN OF THE YEAR AWARD FINALIST

Head coach **Ryan Odom** was named a finalist for the 2022-23 Skip Prosser Man

UTAH STATE 2022-23 ACCOLADES

NATIONAL AWARDS

Perry Wallace Most Courageous Award (USBWA)

Connor Odom

Skip Prosser Man of the Year Award (CollegeInsider.com)

Ryan Odom

MOUNTAIN WEST POSTSEASON AWARDS

Mountain West Conference Awards

Sixth Man of the Year - **Dan Akin**

First Team All-Mountain West - **Steven Ashworth**

Honorable Mention All-Mountain West - **Max Shulga**

Mountain West Media Awards

Sixth Man of the Year - **Dan Akin**

Second Team All-Mountain West - **Steven Ashworth**

Honorable Mention All-Mountain West - **Taylor Funk & Dan Akin**

WEEKLY AWARDS

Mountain West Player of the Week

Max Shulga - Feb. 20

Steven Ashworth - March 5

America First Credit Union USU Student-Athlete of the Week

Sean Bairstow - Dec. 12, Dec. 26

Dan Akin - Jan. 2

Taylor Funk - Jan. 9

Steven Ashworth - Feb. 6, March 6

Max Shulga - Feb. 20

2022-23 UTAH STATE GAME NOTES

of the Year award finalist, as announced by CollegenInsider.com on Monday.

The Skip Prosser Man of the Year award honors those who not only achieve success on the basketball court, but who display moral integrity off of it, as well.

Odom is one of 25 finalists for the award, which will be presented in March at the Houston, Texas, site of the men's NCAA Basketball Championship.

The Skip Prosser Man of the Year award is named in honor of the late Skip Prosser, former coach at Wake Forest, Xavier and Loyola (Md.). Prosser averaged 21 wins per season in his six years at Wake Forest. He passed away from an apparent heart attack on July 26, 2007, in his office at Wake Forest.

GUARDS PLAYING WELL

• Utah State's guards in senior **Rylan Jones**, junior **Steven Ashworth** and junior **Max Shulga** have combined for 314 assists to 136 turnovers so far this year.

• **Jones** has had two games this year (vs. Utah Valley and Santa Clara) where he had eight assists and zero turnovers.

• **Ashworth** had a career-high nine assists and just one turnover at San Diego, to go along with an eight-assist, zero turnover game against Boise State, five-assist, zero-turnover performance against Utah Valley, and a four-assist, one-turnover outing against Santa Clara, Loyola Marymount and Boise State. He leads the MW and ranks 10th in the nation in assist-to-turnover ratio (3.04).

• **Ashworth** has dished out at least five assists 16 times this season, while **Shulga** has done it 11 times and **Jones** has done it three times. **Shulga** was the first Aggie to dish out double-digit assists this season with 10 against Utah Tech (Dec. 1).

• **Ashworth** is on track to finish in the top 10 on the USU single-season record list in assist-to-turnover ratio:

1. Tyler Newbold, 2008-09 3.96-to-1
2. Tyler Newbold, 2009-10 3.40-to-1
3. TeNale Roland, 2013-14 3.30-to-1
4. **Steven Ashworth, 2022-23 3.04-to-1**

AGGIES WITHOUT JONES

Utah State has been without its starting point guard in senior **Rylan Jones** for 15-straight games after he left the game at Boise State on Jan. 7, due to an injury. **Jones** had also missed three games earlier in the season due to an injury. Despite appearing in less than half of the games this season, **Jones** is still third on the team in assists per game (3.3) and fifth in total assists (43). He has an assist-to-turnover ratio of 2.69 and leads Utah State in charges drawn (14).

CENTURY AGGIES

Utah State seniors **Sean Bairstow** and **Trevin Dorius** became the 34th and 35th Aggie respectively, to play 100 games in a USU uniform. The following is where the duo rank on the career games played list:

20. Kendall Youngblood 114
- Kevin Nixon 114

22. **Sean Bairstow, 2020-pres. 113**

Two others with

24. **Trevin Dorius, 2020-pres. 111**

ADDITIONAL TEAM NOTABLES

TWENTY IN THE RAFTERS

Utah State retired two-time All-American and all-time leading scorer **Jaycee Carroll's** No. 20 jersey during the halftime ceremony of its home game against Nevada on Saturday, Feb. 18.

WHITE SHIRTS/BLACK TAGS

Utah State has five players on its roster that served missions for The Church of Jesus Christ of Latter-day Saints, covering three states in the U.S., and two countries worldwide.

HAPPY WIFE, HAPPY LIFE

Utah State's 2022-23 men's basketball roster includes two players that are married in junior guard **Steven Ashworth** (married his wife, Peyton, in May 2021) and senior center **Trevin Dorius** (married his wife, Kalley, in May 2022).

WINNING TRADITION

• Since the year 2000, only 17 teams have recorded 16 seasons with 20 or more wins and 11 NCAA Tournament bids (Utah State, Kentucky, Florida, North Carolina, Duke, Syracuse, Kansas, Texas, Michigan State, Ohio State, Wisconsin, Arizona, Xavier, Creighton, Butler, BYU and Gonzaga).

• Utah State has only had one losing season over the past 29 years.

POSTSEASON APPEARANCES

Utah State's 33 postseason appearances are the second-most among current Mountain West schools behind New Mexico (34) and ahead of Wyoming (29), UNLV (29), Colorado State (22), San Diego State (20), Boise State (17), Fresno State (17), Nevada (16), Air Force (7) and San José State (5).

AROUND THE WORLD

• Utah State has players from six different countries, including the United States, Australia, Bahrain, Poland, Ukraine and England.

• **Zee Hamoda** is the first NCAA Division I men's basketball player from the country of Bahrain.

ENJOY YOUR TWENTIES

Utah State has the third-oldest roster in the nation with an average age of 21.8 years old heading into the campaign.

UTAH STATE RECORD BY STARTERS

Jones (G), Shulga (G), Bairstow (G), Funk (F), Dorius (C)	9-1
Ashworth (G), Shulga (G), Bairstow (G), Funk (F), Dorius (C)	14-6
Ashworth (G), Shulga (G), Bairstow (G), Akin (F), Dorius (C)	1-0

UTAH STATE GAME-BY-GAME STARTERS

	Guard	Guard	Guard	Forward	Center
Utah Valley	Jones	Shulga	Bairstow	Funk	Dorius
Bradley	Jones	Shulga	Bairstow	Funk	Dorius
Santa Clara	Jones	Shulga	Bairstow	Funk	Dorius
at San Diego	Jones	Shulga	Bairstow	Funk	Dorius
Oral Roberts	Jones	Shulga	Bairstow	Funk	Dorius
Utah Tech	Jones	Shulga	Bairstow	Funk	Dorius
vs. San Francisco	Ashworth	Shulga	Bairstow	Funk	Dorius
vs. Loyola Marymount	Ashworth	Shulga	Bairstow	Funk	Dorius
Westminster College	Ashworth	Shulga	Bairstow	Akin	Dorius
Weber State	Ashworth	Shulga	Bairstow	Funk	Dorius
vs. Seattle	Ashworth	Shulga	Bairstow	Funk	Dorius
vs. SMU	Ashworth	Shulga	Bairstow	Funk	Dorius
vs. Washington State	Jones	Shulga	Bairstow	Funk	Dorius
Fresno State*	Jones	Shulga	Bairstow	Funk	Dorius
at Air Force*	Jones	Shulga	Bairstow	Funk	Dorius
at Boise State*	Jones	Shulga	Bairstow	Funk	Dorius
Wyoming*	Ashworth	Shulga	Bairstow	Funk	Dorius
at Nevada*	Ashworth	Shulga	Bairstow	Funk	Dorius
UNLV*	Ashworth	Shulga	Bairstow	Funk	Dorius
San José State*	Ashworth	Shulga	Bairstow	Funk	Dorius
at San Diego State*	Ashworth	Shulga	Bairstow	Funk	Dorius
at Fresno State*	Ashworth	Shulga	Bairstow	Funk	Dorius
New Mexico*	Ashworth	Shulga	Bairstow	Funk	Dorius
at Colorado State*	Ashworth	Shulga	Bairstow	Funk	Dorius
San Diego State*	Ashworth	Shulga	Bairstow	Funk	Dorius
at San José State*	Ashworth	Shulga	Bairstow	Funk	Dorius
Air Force*	Ashworth	Shulga	Bairstow	Funk	Dorius
Nevada*	Ashworth	Shulga	Bairstow	Funk	Dorius
at Wyoming*	Ashworth	Shulga	Bairstow	Funk	Dorius
at UNLV*	Ashworth	Shulga	Bairstow	Funk	Dorius
Boise State*	Ashworth	Shulga	Bairstow	Funk	Dorius

UTAH STATE 86, BOISE STATE 73

Boise St. (23-8, 13-5 Mountain West) vs- Utah St. (24-7, 13-5 Mountain West)
03/04/23 at Dee Glen Smith Spectrum, Logan, UT

Date: 03/04/23
Time: 7:00 PM
Attendance: 9,963
Site: Dee Glen Smith Spectrum, Logan, UT
Referee: Marc A. Beeley, Mike Scypfers, Michael Greenstein

Score By Period	1	2	Total
Boise St.	33	40	73
Utah St.	47	39	86

Boise St. 73

#	Player	GS	MIN	FG	3PT	FT	ORE-DRG	REB	PF	A	TO	BLK	STL	PTS	
11	Agbo, Chibuzo	*	38	6-11	4-7	2-9	0-4	4	1	1	0	0	1	18	
02	Degenhart, Tyson	*	37	5-11	0-3	4-5	2-4	6	1	2	1	0	0	14	
10	Shaver Jr., Marcus	*	38	4-12	0-2	6-6	1-6	7	2	5	1	0	2	13	
12	Rice, Max	*	33	4-12	2-6	3-3	1-4	5	4	2	1	0	1	13	
23	Smith, Wade	*	26	2-9	1-1	0-0	1-1	2	3	0	1	1	0	5	
25	Hillner, Lukas	*	16	2-2	0-0	2-2	3-0	3	3	1	0	1	0	6	
15	Whiting, Jace	*	19	2-4	0-2	0-0	1-1	2	1	0	3	0	0	4	
03	Young, Kobe	*	3	0-1	0-0	0-0	0-0	0	1	0	1	0	0	0	
TM	TEAM		0	0-0	0-0	0-0	0-0	0	0	0	1	0	0	0	
	Totals		-	200	25-56	7-21	16-19	9-20	29	16	11	9	2	4	73

Team Summary	FG	3PT	FT
First Half	10-27 37.04 %	4-11 36.36 %	9-11 81.82 %
Second Half	15-29 51.72 %	3-10 30.00 %	7-8 87.50 %
Total	25-56 44.6 %	7-21 33.3 %	16-19 84.2 %

Technical Fouls: none Second Chance Points: 7 Score Tied: 2 times(s) Points in the Paint: 28 Fast Break Points: 2
Lead Changed: 2 times(s) Points off Turnovers: 11 Bench Points: 10 Largest Lead: 0 0

Utah St. 86

#	Player	GS	MIN	FG	3PT	FT	ORE-DRG	REB	PF	A	TO	BLK	STL	PTS	
23	Funk, Taylor	*	29	9-12	4-6	2-2	2-6	8	4	1	1	0	1	24	
03	Ashworth, Steven	*	39	6-13	3-6	4-5	0-4	4	1	8	0	0	4	19	
02	Bairstow, Sean	*	36	6-10	0-2	0-0	1-6	7	3	4	1	0	0	12	
11	Shulga, Max	*	31	4-7	0-1	3-3	1-3	4	1	6	1	0	0	11	
32	Dorius, Trevin	*	11	2-3	0-0	0-1	0-1	1	0	0	1	1	0	4	
30	Akin, Dan	*	31	4-5	0-0	6-6	0-2	2	3	3	4	1	1	14	
05	Eytle-Rock, RJ	*	14	1-4	0-3	0-0	0-0	0	1	1	1	0	0	2	
24	Hamoda, Zee	*	10	0-2	0-2	0-0	1-0	1	3	1	0	0	0	0	
TM	TEAM		0	0-0	0-0	0-0	1-1	2	0	0	0	0	0	0	
	Totals		-	200	32-56	7-20	16-17	8-23	29	16	24	9	2	8	86

Team Summary	FG	3PT	FT
First Half	19-29 62.07 %	5-12 41.67 %	6-7 85.71 %
Second Half	14-27 51.85 %	2-8 25.00 %	9-10 90.00 %
Total	32-56 57.1 %	7-20 35.0 %	15-17 88.2 %

Technical Fouls: none Second Chance Points: 8 Score Tied: 2 times(s) Points in the Paint: 46 Fast Break Points: 12
Lead Changed: 2 times(s) Points off Turnovers: 16 Bench Points: 16 Largest Lead: 0 0

UTAH STATE WRAPS UP REGULAR SEASON WITH 86-73 VICTORY OVER BOISE STATE

LOGAN, Utah – Utah State's men's basketball team concluded the 2022-23 regular season with an 86-73 Senior Night victory over Boise State in front of 9,963 fans on Saturday night at the Dee Glen Smith Spectrum.

The Aggies (23-7, 13-5 Mountain West) had five players in double-figure scoring. Grad forward Taylor Funk finished with a game- and season-high 24 points, to go along with a game-best eight rebounds. Junior guard Steven Ashworth had 19 points and a game-high eight assists for Utah State, which snapped a five-game losing streak to the Broncos (23-8, 13-5 MW).

Utah State honored its five seniors in Funk, Dan Akin, Sean Bairstow, Trevin Dorius and RJ Eytle-Rock prior to the start of the game. Those five combined for 56 points, 18 rebounds, nine assists and two steals on the night.

Boise State was led by Agbo Chibuzo with 18 points and Tyson Degenhart had 14 points.

Max Rice had been on a tear for the Broncos across the last four games. During that time, he was averaging 21.3 points per game while shooting 46.7 percent (14-of-30) from deep, but the Aggies locked the redshirt senior guard down.

Rice finished with 13 points on 4-of-12 shooting from the field, including 2-of-6 from 3-point range, and 3-of-3 from the charity stripe. Marcus Shaver Jr. also scored 13 for Boise State, to go along with seven rebounds and five assists.

Akin came off the bench to score 14 points for the Aggies, while Bairstow chipped in 12 points and seven rebounds. Junior guard Max Shulga contributed 11 points, six assists and four rebounds.

Utah State had 24 assists on 32 made baskets, while turning it over just nine times. The Aggies also grabbed 29 rebounds, had six steals and scored 46 points in the paint – 18 more than the Broncos.

The Aggies scored the first four points of the game and led for more than 39 minutes. An old-fashioned three-point play from Degenhart gave Boise State its only lead of the night at 9-8 less than four minutes into the contest.

Twenty-three seconds later, Utah State regained the lead for good when Funk, who shot 9-for-12 from the field, including 4-for-6 from beyond the arc, and 2-for-2 from the foul line, scored on a layup.

The Aggies led by as many as 20 in the first half and went into the break with a 47-33 advantage.

Boise State whittled the deficit down to six in the second half, but that's as close as the Broncos could get to the Aggies.

Utah State shot a sizzling 57.1 percent from the field (32-of-56), including 35.0 percent from beyond the arc (7-of-20), and 88.2 percent from the free throw line (15-of-17).

Defensively, the Aggies held the Broncos to 44.6 percent shooting from the field (25-of-56), including 33.3 percent from 3-point range (7-of-21). Boise State connected on 84.2 percent of its shots from the charity stripe (16-of-19).

POSTGAME NOTES

TEAM NOTES

* Utah State is now 35-21 all-time against Boise State, including a 21-4 record at home, as the Aggies snapped a five-game losing streak to the Broncos.

* Utah State improved to 20-1 on the season and 36-3 under head coach Ryan Odom when scoring at least 75 points as USU posted the 86-73 win. USU also improved to 13-0 on the season and 21-0 under Odom when scoring 75-plus points at home.

* The 86 points scored by Utah State are the most allowed by Boise State this season. In fact, USU is just the second team this year to score 80-plus points on the Broncos as New Mexico beat BSU 81-79 at home in overtime. USU also shot 57.1 percent (32-of-56) from the field against Boise State, which is a season high for a Bronco opponent. In fact, USU is just the third team this year to shoot over 50 percent from the field against BSU.

* Boise State entered tonight's game leading the Mountain West in field goal percentage defense (.407) and scoring defense (63.0 ppg).

* Utah State has now scored at least 80 points in 15 games this season and is now 15-0 in those games.

* Utah State improved to 14-2 at home on the season and is now 23-9 at home under Odom. Overall, USU is now 42-23 under Odom, which includes a 21-15 Mountain West record.

* Utah State is now 18-3 on the season and 33-10 under Odom when leading at the half as it had a 47-33 advantage at the break.

* Utah State is now 1-2 on the season and under Odom when it has the same number of rebounds as its opponent (29-29).

* Utah State improved to 22-1 on the season and 39-2 under Odom when it shoots better from the field than its opponent as USU shot 57.1 percent (32-of-56) and Boise State shot 44.6 percent (25-of-56).

* Utah State has now shot over 50.0 percent from the field 15 times this year and is now 15-0 in those games.

* Utah State improved to 17-1 on the season and 31-4 under Odom when it shoots better from 3-point range than its opponent as USU shot 35.0 percent (7-of-20) and Boise State shot 33.3 percent (7-of-21).

* Utah State improved to 14-4 on the season and 26-8 under Odom when it shoots better from the free throw line than its opponent as USU shot 88.2 percent (15-of-17) and Boise State shot 84.2 percent (16-of-19).

* Utah State had a 16-10 advantage in bench points and is now 18-3 on the season when its bench outscores its opponent's bench.

* Utah State had five players score in double-figures for the ninth time this season and is now 7-2 in those games.

* Utah State had 24 assists on 32 made baskets, marking the 10th time this year that it has dished out at least 20 assists and is now 10-0 in those games. Overall, those 24 assists are one shy of its season high as USU has had 25 assists in three different games this season.

* Utah State finished the game with just nine turnovers, marking just the sixth time this year it has had single digits turnovers as USU is now 6-0 in those games.

INDIVIDUAL NOTES

* Junior guard Steven Ashworth scored in double-figures for the fourth straight game, for the 26th time this year and for the 48th time in his career with his 19 points as he tied his season high with 39 minutes played for the third time this year. He also had eight assists, marking the 16th time this year and 27th time in his career he has recorded at least five assists in a game. Ashworth also tied his career-high with four steals for the second time this year and in his career.

* Senior guard Sean Bairstow scored in double-figures for the 18th time this year and 35th time in his career with his 12 points, which is his first double-digit scoring game in his last four outings. Bairstow also had seven rebounds, marking the 19th time this year and 24th time in his career he has grabbed at least five boards in a game.

* Junior guard Max Shulga scored in double-figures for the sixth-straight game, for the 21st time this year and for the 27th time in his career with his 11 points. He also had six assists, marking the 11th time this year and in his career that he has dished out at least five assists in a game.

* Graduate forward Taylor Funk scored in double-figures for the 21st time this year and 94th time in his career with his 24 points. Overall, it is the eighth time this year and 24th time in his career he has scored at least 20 points in a game. Funk also had eight rebounds, marking the 17th time this year and 94th time in his career he has grabbed at least five boards in a game.

* Graduate forward Dan Akin scored in double-figures for the fourth-straight game, for the 23rd time this season and for the 61st time in his career with his 14 points.

MOUNTAIN WEST CHAMPIONSHIP HISTORY

UTAH STATE at MOUNTAIN WEST CHAMPIONSHIP

Date	Opponent	Score	FG	FG%	3FG	3FG%	FT	FT%	REB	A	T	B	S
3/12/14	Colorado State	73-69	24-60/27-63	.400/.429	11-21/3-17	.524/.176	14-19/12-18	.737/.667	37/36	14/11	9/6	0/7	3/5
3/13/14	San Diego State	39-73	12-41/31-59	.293/.525	1-10/7-17	.100/.412	14-21/4-7	.667-.571	27/35	6/19	14/7	3/34	1/1
3/12/15	Wyoming	65-67	23-52/26-54	.442/.481	10-24/5-17	.417/.294	9-13/10-15	.692/.667	31/31	13/13	10/9	1/1	3/4
3/9/16	Wyoming	88-70	31-64/19-51	.484/.373	11-25/5-28	.440/.179	15-18/27-34	.833-.794	40/28	19/6	8/8	2/0	1/1
3/10/16	San Diego State	65-71	20-48/23-58	.417/.397	6-17/6-15	.353/.400	19-30/19-30	.633-.633	40/33	12/10	9/6	4/6	5/2
3/8/17	San José State	90-64	33-58/18-52	.569/.346	10-17/7-19	.588/.368	14-20/21-27	.700-.778	34/33	22/11	11/14	1/4	7/5
3/9/17	Nevada	69-83	22-55/30-61	.400/.492	8-21/8-23	.381/.348	17-24/15-17	.708-.882	29/38	12/15	8/9	0/4	6/3
3/7/18	Colorado State	76-65	28-56/25-64	.500/.391	7-25/8-19	.280/.421	13-18/7-14	.722-.500	40/31	14/9	15/8	2/1	4/8
3/8/18	Boise State	78-75	25-54/25-60	.463/.417	14-25/10-25	.560/.400	14-18/15-17	.778-.882	26/34	16/14	14/12	0/0	4/8
3/9/18	New Mexico	68-83	24-57/28-54	.421/.519	7-24/7-24	.292/.292	13-16/20-25	.813-.800	28/30	13/13	14/13	1/3	4/7
3/14/19	New Mexico	91-83	25-47/28-72	.532/.389	6-13/10-29	.462/.345	35-45/17-21	.778-.810	46/28	19/18	24/10	7/0	6/12
3/15/19	Fresno State	85-60	32-66/23-57	.485/.404	13-31/5-26	.419/.192	8-11/9-11	.727-.818	43/29	23/12	9/10	2/5	5/4
3/16/19	San Diego State	64-57	21-52/21-63	.404/.333	5-19/7-28	.263/.250	17-24/8-12	.708-.667	39/37	9/10	10/9	2/4	6/5
3/5/20	New Mexico	75-70	27-53/22-62	.509/.355	5-18/8-31	.278/.258	16-22/18-27	.727-.667	43/33	11/11	17/7	1/3	4/8
3/6/20	Wyoming	89-82	28-50/27-63	.560/.429	8-22/15-33	.364/.455	25-40/13-14	.625-.929	38/28	21/19	9/8	6/1	5/4
3/7/20	San Diego State	59-56	21-48/21-61	.438/.344	9-24/5-19	.375/.263	8-10/9-10	.800-.900	37/32	13/10	16/7	4/2	6/8
3/11/21	UNLV	74-53	28-62/19-59	.452/.322	6-18/6-22	.333/.273	12-15/9-13	.800-.692	45/32	18/9	10/12	5/4	6/7
3/12/21	Colorado State	62-50	22-61/17-67	.361/.254	7-25/3-19	.280/.158	11-14/13-18	.786-.722	50/43	16/6	12/6	11/4	4/7
3/13/21	San Diego State	57-68	19-51/26-58	.373/.448	3-13/2-15	.231/.133	16-19/14-17	.842-.824	34/31	10/7	16/9	4/5	2/10
3/9/22	Air Force	83-56	29-54/23-51	.537/.451	9-21/3-14	.429/.214	16-21/7-11	.762-.636	31/27	19/14	9/17	1/1	8/4
3/10/22	Colorado State	51-53	22-54/20-47	.407/.426	1-15/3-18	.067/.167	6-9/10-16	.667-.625	37/30	15/9	12/10	1/3	4/7

Note: Utah State numbers are listed first.

UTAH STATE at MW CHAMPIONSHIP



TOURNAMENT NOTABLES

- Utah State is 14-7 (.667) in the Mountain West Tournament and 52-34 (.605) all-time in conference-tournaments. USU is also 20-21 (.488) all-time in quarterfinal games, including a 4-5 (.444) record in the MW.

- Utah State head coach **Ryan Odom** is 7-7 (.500) all-time in conference tournament play, including a 1-1 record at USU. Overall, Odom is 3-4 in the quarterfinals, 2-2 in the semifinals and 1-1 in championship games.

- This will be the first time that Utah State is the third seed in the Mountain West Tournament and just the third time it has been the third seed in post-season play. Overall, Utah State is 3-1 as the third seed in conference tournament action. In the 1983 Big West Tournament, USU lost to San José State (80-66) in the quarterfinals. And, in the 2003 Big West Tournament, USU won the tournament championship with victories against CS Fullerton (89-83 OT), UC Irvine (62-55) and Cal Poly (57-54).

- Utah State is looking for its 11th tournament championship as it won six postseason titles in 27 years as a member of the Big West Conference (1988, 1998, 2000, 2001, 2003, 2005), two postseason titles in eight years as a member of the Western Athletic Conference (2009, 2011), and two postseason titles in 10 years as a member of the Mountain West (2019, 2020). USU has played in the MW Tournament Championship game in three of the last four years.

- The first Mountain West Tournament was held in 2000 and over the last 23 years, the third-seed has a 19-22 (.463) overall record and has won one tournament title. Overall, the No. 3 seed is 12-11 in quarterfinal games, 6-6 in the semifinals and 1-5 in the championship.

UTAH STATE IN CONFERENCE TOURNAMENTS

BIG WEST TOURNAMENT RESULTS		1979	1980	1981	1982	1983	1984	1985	1986	1987	1988	1989	1990	1991	1992	1993	1994	1995	1996	1997				
W	85-78	San Jose State	QF	W	81-74	Fresno State	SF	L	73-82	Pacific	CHAMP	L	68-94	San Jose State	QF	W	93-90	UC Irvine	QF	L	57-71	Fresno State	SF	
L	64-90	UC Irvine	QF	L	64-90	UC Irvine	QF	L	66-80	San Jose State	QF	W	79-77	New Mexico State	QF	L	78-91	Nevada-Las Vegas	SF	L	56-92	San Jose State	QF	
L	71-74	New Mexico State	QF	L	79-87	UC Santa Barbara	QF	W	80-72	San Jose State	QF	W	73-66	UC Santa Barbara	SF	W	86-79	UC Irvine	CHAMP	L	86-87	CS Fullerton (OT)	QF	
L	68-86	Long Beach State	QF	L	76-80	UC Santa Barbara	QF	L	69-86	Pacific	QF	L	86-104	Nevada-Las Vegas	QF	L	68-78	UC Irvine	QF	L	72-76	UC Irvine	QF	
L	70-65	Nevada	QF	L	75-76	Long Beach State	SF	L	75-76	of	San Jose State	CHAMP	W	81-66	UC Santa Barbara	QF	L	54-71	Pacific	SF				
L	54-71	Pacific	SF																					

UTAH STATE VS. THE MOUNTAIN WEST CONFERENCE

Air Force	25-7	San Diego State	9-17
Boise State	35-21	San José State	69-23
Colorado State	61-43	UNLV	14-34
Fresno State	43-26	Wyoming	35-52
Nevada	41-25	Total	364-260
New Mexico	32-12		

CURRENT AGGIES IN MW TOURNAMENTS

Name	AVERAGES				
	Pts	Rebs	Assf	SfIs	Blks
Jones	4.5	1.0	4.0	1.0	0.0
Bairstow	4.3	2.3	0.8	0.0	0.0
Hamoda	4.0	2.0	0.0	0.0	0.0
Odom	3.0	1.0	0.0	0.0	0.0
Ashworth	2.6	1.2	3.2	0.6	0.0
Shulga	2.6	1.8	0.2	0.2	0.0
Zapala	2.0	0.0	0.0	0.0	0.0
Eytle-Rock	1.0	1.5	1.0	0.5	0.0
Dorius	0.0	1.0	0.0	0.0	0.5

Name	CAREER TOTALS					
	G/GS	Pts	Rebs	Assf	SfIs	Blks
Bairstow	6/2	26	14	5	0	0
Ashworth	5/0	13	6	16	3	0
Shulga	5/0	13	9	1	1	0
Jones	2/2	9	2	8	2	0
Eytle-Rock	2/2	2	3	2	1	0
Dorius	2/0	0	2	0	0	1
Hamoda	1/0	4	2	0	0	0
Odom	1/0	3	1	0	0	0
Zapala	1/0	2	0	0	0	0

USU in Conference Tournaments: 52-34
 USU in tournaments as the No. 3 seed: 3-1

USU in the MW Tournament: 14-7
 USU in the MW Tournament as No. 3: 0-0

10-TIME CONFERENCE TOURNAMENT CHAMPION
 TWO-TIME MW TOURNAMENT CHAMPION

DID YOU KNOW?

Utah State is one of just four current members of the Mountain West that have won multiple tournament titles. San Diego State has won six MW Tournament titles, New Mexico has won four, UNLV has won three and USU has won two.

2022-23 GAME-BY-GAME LEADERS

	POINTS	REBOUNDS	ASSISTS	BLOCKS	STEALS
Utah Valley	Bairstow (19)	Funk (14)	Jones (8)	Bairstow (1), Dorius (1), Funk (1), Hamoda (1), Shulga (1)	Jones (1)
Bradley	Ashworth (28)	Akin (11)	Ashworth (6)	Funk (3)	Funk (2)
Santa Clara	Funk (22)	Funk (12)	Jones (8)	Akin (2)	Funk (5)
at San Diego	Akin (21)	Akin (15)	Ashworth (9)	Funk (2)	Funk (1), Hamoda (1),
Oral Roberts	Ashworth (30)	Shulga (10)	Jones (7), Shulga (7)	Dorius (1), Hamoda (1), Shulga (1)	Jones (2)
Utah Tech	Ashworth (27)	Funk (8)	Shulga (10)	Akin (1), Funk (1)	Akin (1), Ashworth (1), Bairstow (1), Dorius (1), Funk (1), Shulga (1),
vs. San Francisco	Akin (19)	Funk (7, Hamoda (7)	Shulga (4)	Hamoda (1)	Akin (2), Ashworth (2), Shulga (2)
vs. Loyola Marymount	Shulga (18)	Funk (1)	Bairstow (6)	Bairstow (1), Dorius (1), Funk (1), Akin (1)	Shulga (2)
Westminster College	Hamoda (28)	Bairstow (5)	Shulga (8)	Zapala (2)	Hamoda (4)
Weber State	Ashworth (16)	Akin (10)	Shulga (5), Ashworth (5)	Dorius (2)	Ashworth (1), Funk (1), Jones (1)
vs. Seattle	Ashworth (17)	Shulga (10)	Shulga (4), Ashworth (4)	Shulga (2), Dorius (2)	Ashworth (4)
vs. SMU	Shulga (18), Bairstow (18)	Dorius (9)	Shulga (4)	Dorius (2)	Shulga (1)
vs. Washington State	Ashworth (12), Dorius (12) Funk (12)	Bairstow (5)	Ashworth (5)	Akin (2)	Dorius (2)
Fresno State*	Ashworth (13), Hamoda (13)	Akin (13)	Bairstow (3), Jones (3)	Akin (1), Dorius (1)	Ashworth (2)
at Air Force*	Funk (16)	Ashworth (8)	Bairstow (4)	Akin (2)	Jones (2)
at Boise State*	Funk (14)	Shulga (6)	Ashworth (4)	Dorius (2)	Jones (1), Funk (1), Eytle-Rock (1), Hamoda (1), Akin (1)
Wyoming*	Funk (22)	Akin (15)	Ashworth (7)	Akin (2)	Ashworth (3)
at Nevada*	Ashworth (15), Funk (15)	Funk (10)	Shulga (6)	Dorius (2)	Funk (2)
UNLV*	Funk (20)	Akin (9)	Ashworth (9)	Funk (2)	Dorius (1), Shulga (1) Eytle-Rock (1)
San José State*	Ashworth (19)	Akin (7)	Bairstow (6), Ashworth (6)	Dorius (2)	Bairstow (3)
at San Diego State*	Funk (22)	Akin (10)	Ashworth (7)	Dorius (2)	Funk (3)
at Fresno State*	Akin (23)	Akin (8), Bairstow (8)	Ashworth (6)	Akin (3)	Ashworth (1), Bairstow (1), Dorius (1), Shulga (1)
New Mexico*	Bairstow (20)	Funk (7)	Akin (5)	Dorius (1), Shulga (1)	Ashworth (2), Dorius (2)
at Colorado State*	Ashworth (26)	Akin (6), Dorius (6)	Bairstow (10)	Dorius (1), Shulga (1)	Ashworth (2)
San Diego State*	Ashworth (18)	Funk (9)	Ashworth (6)	Funk (3)	Funk (2), Shulga (2)
at San José State*	Ashworth (14)	Bairstow (7)	Ashworth (5), Shulga (5)	Akin (1)	Ashworth (2)
Air Force*	Shulga (29)	Akin (9)	Shulga (3), Bairstow (3), Ashworth (3), Funk (3)	Bairstow (1)	Bairstow (2)
Nevada*	Ashworth (20)	Bairstow (10), Shulga (10)	Ashworth (6)	Eytle-Rock (2)	Ashworth (2)
at Wyoming*	Ashworth (19)	Ashworth (7)	Shulga (3), Bairstow (3), Ashworth (3)	Shulga (1), Akin (1), Dorius (1)	Funk (3)
at UNLV*	Ashworth (27)	Bairstow (10)	Ashworth (7)	Dorius (1), Shulga (1), Gillis (1)	Akin (3), Ashworth (3)
Boise State*	Funk (24)	Funk (8)	Ashworth (8)	Akin (1), Dorius (1)	Ashworth (4)

2022-23 UTAH STATE COMBINED STATS



2022-23 Utah St. Men's Basketball Combined Team Statistics All games

Game Records

Record	Overall	Home	Away	Neutral
ALL GAMES	24-7	14-2	6-4	4-1
CONFERENCE	13-5	8-1	5-4	0-0
NON-CONFERENCE	11-2	6-1	1-0	4-1

Score by Periods

Team	1st	2nd	OT	TOT
Utah St.	1188	1250	13	2451
Opponents	1042	1117	11	2170

Team Box Score

No.	Player	GP-GS		MIN	AVG	Total		3-Point		F-Throw		Rebounds				PF	DQ	A	TO	BLK	STL	PTS	AVG
		GP	GS			FG-FGA	FG%	3FG-3FGA	3FG%	FT-FTA	FT%	OFF	DEF	TOT	AVG								
3	ASHWORTH, Steven	31	21	1021:23	32.9	147-315	.467	100-222	.450	112-126	.889	11	93	104	3.4	49	0	146	48	1	34	506	16.3
23	FUNK, Taylor	30	30	909:55	30.3	144-319	.451	71-187	.380	37-41	.902	36	126	162	5.4	60	1	50	40	18	27	395	13.2
30	AKIN, Dan	31	1	839:44	27.1	129-194	.665	1-1	1.000	117-163	.718	47	164	211	6.8	86	1	27	51	22	15	376	12.1
11	SHULGA, Max	31	31	945:50	30.5	113-255	.443	50-134	.373	99-122	.811	18	121	139	4.5	49	0	125	72	10	23	375	12.1
2	BAIRSTON, Sean	31	31	980:30	31.6	133-278	.478	31-74	.419	30-50	.600	37	122	159	5.1	78	0	80	43	7	15	327	10.5
32	DORIUS, Trevin	31	31	428:14	13.8	78-132	.591	0-0	.000	32-48	.667	54	64	118	3.8	68	2	7	29	31	14	188	6.1
24	HAMODA, Zee	30	0	432:44	14.4	53-128	.414	20-55	.364	14-17	.824	16	58	74	2.5	48	0	21	39	8	10	140	4.7
15	JONES, Rylan	13	10	255:32	19.7	18-49	.367	10-28	.357	9-15	.600	2	15	17	1.3	29	0	43	16	1	10	55	4.2
5	EYBLE-ROCK, RJ	30	0	349:59	11.7	27-63	.429	13-36	.361	14-18	.778	2	23	25	0.8	33	0	23	21	4	8	81	2.7
12	ZAPALA, Szymon	10	0	42:08	4.2	3-4	.750	0-1	.000	1-3	.333	3	3	6	0.6	12	0	1	3	2	1	7	0.7
0	BRENCHLEY, Landon	6	0	07:59	1.3	0-0	.000	0-0	.000	0-1	.000	1	4	5	0.8	0	0	2	0	0	0	0	0.0
14	ODOM, Connor	4	0	03:01	0.8	0-1	.000	0-0	.000	0-0	.000	0	0	0	0.0	1	0	0	0	0	0	0	0.0
13	GILLIS, Conner	6	0	07:59	1.3	0-2	.000	0-1	.000	0-0	.000	0	0	0	0.0	1	0	0	1	1	0	0	0.0
Team												35	36	71				10					
Total		31		6225		845-1740	.486	296-739	.401	465-604	.770	262	829	1091	35.2	514	4	525	373	105	157	2451	79.1
Opponents		31		6225		773-1820	.425	223-626	.356	401-533	.752	268	697	965	31.1	588	14	369	347	76	169	2170	70.0

Team Statistics

	USU	OPP
Scoring	2451	2170
Points per game	79.1	70.0
Scoring margin	+9.1	-
Field goals-att	845-1740	773-1820
Field goal pct	.486	.425
3 point fg-att	296-739	223-626
3-pt fg pct	.401	.356
3-pt fg made per game	9.4	7.2
Free throws-att	465-604	401-533
Free throw pct	.770	.730
FT/throw made per game	15.0	12.9
Rebounds	1091	965
Rebounds per game	35.2	31.1
Rebounding margin	+4.1	-
Assists	525	369
Assists per game	16.9	11.9
Turnovers	373	347
Turnovers per game	12.0	11.2
Turnover margin	-0.8	-
Assist/turnover ratio	1.4	1.1
Steals	157	169
Steals per game	5.1	5.5
Blocks	105	76
Blocks per game	3.4	2.5
Winning streak	5	-
Home win streak	11	-
Attendance	121658	58841
Home games-avg/attendance	18-7084	10-5884
Neutral site-avg/attendance	-	9-9379

Team Results

Date	Opponent		Score	Att.
11/07/2022	Utah Valley	W	75-58	7430
11/11/2022	Bradley	W	84-62	6875
11/14/2022	Santa Clara	W	95-74	6549
11/17/2022	at San Diego	Wot	91-89	954
11/22/2022	Oral Roberts	W	95-85	5980
12/01/2022	Utah Tech	W	86-81	6777
12/04/2022	vs San Francisco	W	82-64	0
12/10/2022	vs LMU (CA)	W	79-67	2691
12/15/2022	Westminster (UT)	W	106-68	6047
12/19/2022	Weber St.	L	72-75	7000
12/22/2022	vs Seattle U	W	84-56	4333
12/23/2022	vs SMU	L	74-77	4070
12/25/2022	vs Washington St.	W	82-73	5279
12/31/2022	Fresno St.	W	67-54	6933
01/03/2023	at Air Force	W	77-65	1461
01/07/2023	at Boise St.	L	59-82	12007
01/10/2023	Wyoming	W	83-63	7890
01/13/2023	at Nevada	L	70-85	7315
01/17/2023	UNLV	W	75-71	7611
01/21/2023	San Jose St.	W	75-74	8895
01/25/2023	at San Diego St.	L	75-85	12239
01/28/2023	at Fresno St.	W	70-53	6817
02/01/2023	New Mexico	W	84-73	8851
02/04/2023	at Colorado St.	W	88-79	6018
02/08/2023	San Diego St.	L	61-63	8765
02/11/2023	at San Jose St.	L	64-69	2389
02/14/2023	Air Force	W	80-65	6935
02/18/2023	Nevada	W	75-66	9157
02/21/2023	at Wyoming	W	65-55	3894
03/01/2023	at UNLV	W	91-66	5747
03/04/2023	Boise St.	W	85-73	9963

2022-23 UTAH STATE MOUNTAIN WEST COMBINED STAT



2022-23 Utah St. Men's Basketball Combined Team Statistics in Conference games

Page 1/1
as of Mar 05, 2023

Team Records

Record	Overall	Home	Away	Neutral
ALL GAMES	13-5	8-1	5-4	0-0
CONFERENCE	13-5	8-1	5-4	0-0
NON-CONFERENCE	0-0	0-0	0-0	0-0

Score by Period

Team	1st	2nd	OT	TOT
Utah St.	661	684	0	1345
Opponents	617	624	0	1241

Team Box Score

No.	Player	Total			3-Point			F-Throw		Rebounds				Other								
		GP-GS	MIN	AVG	FG-FGA	FG%	3FG-3FGA	3FG%	FT-FTA	FT%	OFF	DEF	TOT	AVG	PF	DQ	A	TO	BLK	STL	PTS	AVG
3	ASHWORTH, Steven	18-15	629:19	35.0	81-190	.426	49-125	.392	69-75	.920	8	61	69	3.8	25	0	87	30	1	23	280	15.6
23	FUNK, Taylor	18-18	543:27	30.2	82-173	.474	38-103	.369	24-26	.923	19	63	82	4.6	36	1	24	23	8	16	226	12.6
30	AKIN, Dan	18-0	483:02	26.8	71-107	.664	1-1	1.000	68-90	.756	32	92	124	6.9	53	1	18	29	13	10	211	11.7
11	SHULGA, Max	18-18	559:38	31.1	65-150	.433	29-78	.372	51-66	.773	10	57	67	3.7	25	0	64	42	6	11	210	11.7
2	BAIRSTOW, Sean	18-18	626:48	34.8	73-166	.440	19-48	.396	19-28	.679	22	81	103	5.7	47	0	51	25	3	9	184	10.2
32	DORIUS, Trevin	18-18	255:00	14.2	52-85	.612	0-0	.000	21-31	.677	32	39	71	3.9	44	2	2	24	20	9	125	6.9
15	JONES, Rylan	3-3	57:48	19.3	2-10	.200	1-6	.167	5-7	.714	1	3	4	1.3	6	0	6	3	0	4	10	3.3
24	HAMODA, Zee	17-0	194:16	11.4	20-51	.392	7-22	.318	3-4	.750	9	22	31	1.8	21	0	7	20	1	3	50	2.9
5	EYTLER-ROCK, RJ	18-0	231:35	12.9	16-39	.410	5-18	.278	10-13	.769	2	17	19	1.1	21	0	19	14	2	7	47	2.6
12	ZAPALA, Szymon	5-0	12:23	2.5	1-1	1.000	0-0	.000	0-0	.000	1	0	1	0.2	2	0	0	2	0	1	2	0.4
0	BRENCHLEY, Landon	3-0	02:14	0.7	0-0	.000	0-0	.000	0-0	.000	0	2	2	0.7	0	0	0	0	0	0	0	0.0
14	ODOM, Connor	3-0	02:14	0.7	0-1	.000	0-0	.000	0-0	.000	0	0	0	0.0	1	0	0	0	0	0	0	0.0
13	GILLIS, Conner	3-0	02:14	0.7	0-0	.000	0-0	.000	0-0	.000	0	0	0	0.0	0	0	0	0	1	0	0	0.0
Team											19	23	42				5					
Total		18	3600		463-973	.476	149-401	.372	270-340	.794	155	460	615	34.2	281	4	278	217	55	93	1345	74.7
Opponents		18	3600		451-1040	.434	126-354	.356	213-282	.755	162	388	550	30.6	326	7	214	190	46	99	1241	68.9

Team Statistics

	USU	OPP
Scoring	1345	1241
Points per game	74.7	68.9
Scoring margin	+3.8	-
Field goals-att	463-973	451-1040
Field goal pct	.476	.434
3 point fg-att	149-401	126-354
3-pt fg pct	.372	.356
3-pt fg made per game	8.2	7.0
Free throws-att	270-340	213-282
Free throw pct	.794	.755
Free throws made per game	15.0	11.9
Rebounds	615	550
Rebounds per game	34.2	30.5
Rebounding margin	+3.8	-
Assists	278	214
Assists per game	15.4	11.9
Turnovers	217	190
Turnovers per game	12.1	10.5
Turnover margin	-1.5	-
Assist/turnover ratio	1.3	1.1
Steals	93	99
Steals per game	5.2	5.5
Blocks	55	46
Blocks per game	3.1	2.5
Winning streak	5	-
Home win streak	3	-
Attendance	75000	57887
Home games-avg fans	9-833	9-833
Neutral site-avg fans	-	0-0

Team Results

Date	Opponent	Score	Att.
12/31/2022	Fresno St.	W 67-54	6933
01/03/2023	at Air Force	W 77-65	1461
01/07/2023	at Boise St.	L 59-82	12007
01/10/2023	Wyoming	W 89-63	7890
01/13/2023	at Nevada	L 70-85	7315
01/17/2023	UNLV	W 75-71	7611
01/21/2023	San Jose St.	W 75-74	8895
01/25/2023	at San Diego St.	L 75-85	12239
01/28/2023	at Fresno St.	W 70-53	6817
02/01/2023	New Mexico	W 84-73	8851
02/04/2023	at Colorado St.	W 88-79	6018
02/08/2023	San Diego St.	L 61-63	8765
02/11/2023	at San Jose St.	L 64-69	2389
02/14/2023	Air Force	W 80-65	6935
02/18/2023	Nevada	W 75-66	9157
02/21/2023	at Wyoming	W 65-55	3894
03/01/2023	at UNLV	W 91-66	5747
03/04/2023	Boise St.	W 86-73	9963

2022-23 UTAH STATE STATISTICS

2022-23 UTAH STATE INDIVIDUAL POINTS-REBOUNDS-ASSISTS

OPPONENT	DATE	SCORE	W/L	#0 BRENCHELEY	#2 BAIRSTOW	#3 ASHWORTH	#5 EYTLER-ROCK	#11 SHULGA	#12 ZAPALA	#13 GILLIS	#14 ODOM
UTAH VALLEY	11/7/22	75-78	W	DNP-C	19-7-1	9-6-5	0-0-0	14-7-0	DNP-C	DNP-C	DNP-C
BRADLEY	11/11/22	84-62	W	DNP-C	4-6-1	28-0-6	0-0-1	7-6-3	1-1-0	DNP-C	DNP-C
SANTA CLARA	11/14/22	96-74	W	0-0-0	9-4-2	18-5-4	2-0-0	8-6-4	2-0-0	0-0-0	DNP-C
AT SAN DIEGO	11/17/22	91-89	W	DNP-C	4-4-2	10-4-9	3-0-0	20-4-5	DNP-C	DNP-C	DNP-C
ORAL ROBERTS	11/22/22	95-85	W	DNP-C	4-4-1	30-1-4	0-0-0	10-10-7	DNP-C	DNP-C	DNP-C
UTAH TECH	12/1/22	86-81	W	DNP-C	5-1-0	27-2-3	5-2-0	10-4-10	DNP-C	DNP-C	DNP-C
VS. SAN FRANCISCO	12/4/22	82-64	W	DNP-C	12-1-1	11-1-3	0-0-1	16-6-5	DNP-C	DNP-C	DNP-C
VS. LOYOLA MARYMOUNT	12/10/22	79-67	W	DNP-C	14-7-6	16-1-4	0-0-1	18-5-4	DNP-C	DNP-C	DNP-C
WESTMINSTER COLLEGE	12/15/22	106-68	W	0-3-2	16-5-6	17-3-5	17-1-0	11-3-8	0-3-1	0-0-0	DNP-C
WEBER STATE	12/19/22	72-75	L	DNP-C	14-2-2	16-2-5	2-0-0	10-6-5	DNP-C	DNP-C	DNP-C
VS. SEATTLE	12/22/22	84-56	W	0-0-0	13-2-3	17-4-4	2-3-1	12-10-4	0-1-0	0-0-0	0-0-0
VS. SMU	12/23/22	74-77	L	DNP-C	18-8-1	15-4-2	DNP-C	18-1-4	DNP-C	DNP-C	DNP-C
VS. WASHINGTON STATE	12/25/22	82-73	W	DNP-C	11-5-3	12-2-5	3-0-0	11-4-3	2-0-0	DNP-C	DNP-C
FRESNO STATE*	12/31/22	67-54	W	DNP-C	7-4-3	13-1-1	2-2-0	8-4-2	DNP-C	DNP-C	DNP-C
AT AIR FORCE*	1/3/23	77-65	W	DNP-C	11-6-4	15-8-1	0-0-0	11-3-2	DNP-C	DNP-C	DNP-C
AT BOISE STATE*	1/7/23	59-82	L	DNP-C	10-2-0	4-4-4	5-2-1	9-6-3	DNP-C	DNP-C	DNP-C
WYOMING*	1/10/23	83-63	W	0-1-0	14-5-3	8-6-7	2-0-2	14-2-6	0-0-0	0-0-0	0-0-0
AT NEVADA*	1/13/23	70-85	L	DNP-C	11-3-1	15-5-3	1-0-0	9-2-6	DNP-C	DNP-C	DNP-C
UNLV*	1/17/23	75-71	W	DNP-C	9-4-0	14-5-9	4-1-1	9-4-5	0-0-0	DNP-C	DNP-C
SAN JOSÉ STATE*	1/21/23	75-74	W	DNP-C	4-6-6	19-1-6	5-0-1	15-5-3	DNP-C	DNP-C	DNP-C
AT SAN DIEGO STATE*	1/25/23	75-85	L	DNP-C	18-5-4	8-2-7	0-0-1	8-1-2	2-1-0	DNP-C	DNP-C
AT FRESNO STATE*	1/28/23	70-53	W	0-1-0	9-8-1	14-6-6	3-3-2	2-2-1	0-0-0	0-0-0	0-0-0
NEW MEXICO*	2/1/23	84-73	W	DNP-C	20-5-2	19-1-2	0-1-0	13-3-2	DNP-C	DNP-C	DNP-C
AT COLORADO STATE*	2/4/23	88-79	W	DNP-C	11-5-10	26-4-3	0-0-2	9-3-6	DNP-C	DNP-C	DNP-C
SAN DIEGO STATE*	2/8/23	61-63	L	DNP-C	9-6-4	18-5-6	0-0-0	7-3-1	DNP-C	DNP-C	DNP-C
AT SAN JOSÉ STATE*	2/11/23	64-69	L	DNP-C	10-7-2	14-6-5	0-0-1	13-0-5	DNP-C	DNP-C	DNP-C
AIR FORCE*	2/14/23	80-65	W	DNP-C	11-5-3	8-1-3	4-3-2	29-7-3	DNP-C	DNP-C	DNP-C
NEVADA*	2/18/23	75-66	W	DNP-C	5-10-1	20-1-6	10-1-1	13-10-4	DNP-C	DNP-C	DNP-C
AT WYOMING*	2/21/23	65-55	W	DNP-C	6-5-3	19-7-3	3-3-1	11-4-3	DNP-C	DNP-C	DNP-C
AT UNLV*	3/1/23	91-66	W	0-0-0	7-10-0	27-2-7	6-3-3	19-5-4	0-0-0	0-0-0	0-0-0
BOISE STATE*	3/4/23	86-73	W	DNP-C	12-7-4	19-4-8	2-0-1	11-4-6	DNP-C	DNP-C	DNP-C

OPPONENT	DATE	SCORE	W/L	#15 JONES	#20 JOHNSON	#21 FALSLEV	#23 FUNK	#24 HAMODA	#30 AKIN	#32 DORIUS
UTAH VALLEY	11/7/22	75-78	W	6-2-8	DNP-RS	DNP-RS	18-14-2	3-3-0	6-5-1	0-2-0
BRADLEY	11/11/22	84-62	W	0-2-1	DNP-RS	DNP-RS	13-8-0	15-4-2	10-11-2	6-6-0
SANTA CLARA	11/14/22	96-74	W	9-2-8	DNP-RS	DNP-RS	22-12-3	2-3-3	13-5-1	11-3-0
AT SAN DIEGO	11/17/22	91-89	W	2-0-3	DNP-RS	DNP-RS	0-6-1	9-2-1	21-15-0	2-1-0
ORAL ROBERTS	11/22/22	95-85	W	10-1-7	DNP-RS	DNP-RS	18-5-4	7-3-1	12-8-0	4-3-1
UTAH TECH	12/1/22	86-81	W	0-0-0	DNP-RS	DNP-RS	20-8-7	2-1-3	15-5-1	2-4-0
VS. SAN FRANCISCO	12/4/22	82-64	W	DNP-I	DNP-RS	DNP-RS	13-7-1	7-7-1	19-5-0	4-1-0
VS. LOYOLA MARYMOUNT	12/10/22	79-67	W	DNP-I	DNP-RS	DNP-RS	6-10-0	4-2-0	14-3-0	7-8-1
WESTMINSTER COLLEGE	12/15/22	106-68	W	DNP-I	DNP-RS	DNP-RS	DNP-I	28-4-3	10-2-0	7-2-0
WEBER STATE	12/19/22	72-75	L	6-0-0	DNP-RS	DNP-RS	10-5-1	2-4-0	12-10-1	0-1-0
VS. SEATTLE	12/22/22	84-56	W	3-3-3	DNP-RS	DNP-RS	11-1-2	9-3-0	15-8-0	2-3-0
VS. SMU	12/23/22	74-77	L	0-1-3	DNP-RS	DNP-RS	7-1-2	2-6-0	8-7-2	6-9-1
VS. WASHINGTON STATE	12/25/22	82-73	W	9-2-4	DNP-RS	DNP-RS	12-3-3	0-1-0	10-3-1	12-4-2
FRESNO STATE*	12/31/22	67-54	W	2-0-3	DNP-RS	DNP-RS	4-1-0	13-4-2	11-13-0	7-3-0
AT AIR FORCE*	1/3/23	77-65	W	2-2-3	DNP-RS	DNP-RS	16-2-0	9-3-0	9-7-0	4-4-0
AT BOISE STATE*	1/7/23	59-82	L	6-2-0	DNP-RS	DNP-RS	14-3-1	0-3-1	5-3-0	6-3-0
WYOMING*	1/10/23	83-63	W	DNP-I	DNP-RS	DNP-RS	22-5-3	5-3-0	16-15-0	2-4-0
AT NEVADA*	1/13/23	70-85	L	DNP-I	DNP-RS	DNP-RS	15-10-1	0-1-0	8-7-1	11-5-0
UNLV*	1/17/23	75-71	W	DNP-I	DNP-RS	DNP-RS	20-6-5	DNP-I	9-9-1	10-0-0
SAN JOSÉ STATE*	1/21/23	75-74	W	DNP-I	DNP-RS	DNP-RS	8-1-2	3-1-0	13-7-1	8-4-0
AT SAN DIEGO STATE*	1/25/23	75-85	L	DNP-I	DNP-RS	DNP-RS	22-4-1	0-2-0	15-10-1	2-3-0
AT FRESNO STATE*	1/28/23	70-53	W	DNP-I	DNP-RS	DNP-RS	9-3-2	4-5-1	23-8-0	6-3-1
NEW MEXICO*	2/1/23	84-73	W	DNP-I	DNP-RS	DNP-RS	9-7-2	0-1-0	16-6-5	7-6-0
AT COLORADO STATE*	2/4/23	88-79	W	DNP-I	DNP-RS	DNP-RS	21-3-2	3-1-0	11-6-1	7-6-0
SAN DIEGO STATE*	2/8/23	61-63	L	DNP-I	DNP-RS	DNP-RS	11-9-0	2-1-1	7-3-0	7-3-0
AT SAN JOSÉ STATE*	2/11/23	64-69	L	DNP-I	DNP-RS	DNP-RS	4-2-0	0-1-0	12-3-2	11-5-0
AIR FORCE*	2/14/23	80-65	W	DNP-I	DNP-RS	DNP-RS	5-5-3	0-0-0	6-9-1	17-7-0
NEVADA*	2/18/23	75-66	W	DNP-I	DNP-RS	DNP-RS	11-6-0	0-0-0	12-7-1	4-3-1
AT WYOMING*	2/21/23	65-55	W	DNP-I	DNP-RS	DNP-RS	9-3-1	2-2-0	11-6-0	4-4-0
AT UNLV*	3/1/23	91-66	W	DNP-I	DNP-RS	DNP-RS	2-4-0	9-2-1	13-3-1	8-7-0
BOISE STATE*	3/4/23	86-73	W	DNP-I	DNP-RS	DNP-RS	24-8-1	0-1-1	14-2-3	4-1-0

DNP-C - COACH'S DECISION | DNP-I - INJURED/ILLNESS | DNP-RS - REDSHIRT | DNP-HS - HEALTH & SAFETY PROTOCOLS

2022-23 UTAH STATE STATISTICS

2022-23 TEAM COMPARISON

Opponent	1st	2nd	OT	Score	Mar	Tot FG	FG Pct	3-PT	3FG	FT	FT Pct	Reb	Mar	Asst	TO	B	S	PF
Utah Valley	41/28	34/30	-	75-58	+17	29-64/20-61	.453/.328	8-19/3-19	.421/.158	9-16/15-20	.563-.750	47/34	+13	17/8	10/9	5/3	1/6	16/18
Bradley	45/32	39/30	-	84-62	+22	25-56/20-58	.446/.345	11-24/8-23	.458/.348	23-27/14-22	.852-.636	46/31	+15	16/10	15/11	6/3	5/11	24/23
Santa Clara	50/36	38/46	-	96-74	+22	36-70/26-65	.514/.400	12-31/7-22	.387/.318	12-16/15-21	.750-.714	41/36	+5	25/16	9/13	4/0	12/3	18/14
at San Diego	30/31	48/47	13/11	91-89	+2	31-60/31-75	.517/.413	14-29/13-28	.483/.464	15-26/14-19	.577-.737	41/38	+3	21/16	17/10	6/2	2/6	17/24
Oral Roberts	49/40	46/45	-	95-85	+10	29-56/30-66	.518/.455	19-31/14-31	.613/.452	18-23/11-12	.783-.917	37/29	+8	25/15	19/15	3/5	5/7	14/19
Utah Tech	36-36	50-45	-	86-81	+5	30-55/25-52	.545/.481	13-31/12-23	.419/.522	13-16/19-24	.813/.792	29/30	-1	24/15	12/15	2/1	6/5	19/20
vs. San Francisco	44-30	38-34	-	82-64	+18	31-62/24-55	.500/.436	5-19/7-21	.263/.333	15-18/9-15	.833-.600	30/28	+2	11/8	8/18	1/2	7/3	18/17
vs. LMU	36-39	43-28	-	79-67	+12	25-54/21-57	.463/.368	4-13/7-17	.308/.412	25-31/18-24	.806-.750	36/29	+7	16/7	7/11	4/4	4/4	19/26
Westminster College	43-31	63-37	-	106-68	+38	39-64/24-52	.609/.462	21-37/5-11	.568/.455	7-12/15-16	.583-.938	31/28	+3	25/13	12/17	3/4	7/4	15/21
Weber State	43-29	29-46	-	72-75	-3	21-50/28-57	.420/.491	8-23/10-20	.348/.500	22-29/9-16	.759-.563	30/36	-6	14/17	10/11	3/1	3/3	15/26
vs. Seattle	36-24	48-32	-	84-56	+28	30-59/20-69	.508/.290	11-28/5-29	.393/.172	13-17/11-19	.765-.579	42/39	+3	17/6	11/10	7/1	6/5	20/20
vs. SMU	40-32	42-37	-	74-77	-3	24-64/29-60	.375/.483	10-36/4-12	.278/.333	16-18/15-17	.889-.882	40/29	+11	15/16	13/5	3/2	1/8	17/20
vs. Washington St.	42-29	40-44	-	82-73	+9	32-53/24-54	.604/.444	11-17/2-17	.647/.118	7-15/23-26	.467-.885	26/28	-2	21/8	13/13	3/2	5/5	21/14
Fresno State*	33-26	34-28	-	67-54	+13	20-46/19-51	.435/.373	7-19/4-20	.368/.200	20-27/12-13	.741-.923	37/23	+14	11/8	16/13	2/3	5/7	16/24
at Air Force*	44-28	33-37	-	77-65	+12	25-49/26-60	.510/.433	6-12/9-26	.500/.346	21-27/4-7	.778-.571	37/25	+12	10/18	12/12	6/4	4/4	14/22
at Boise State*	30-45	29-37	-	59-82	-23	23-58/31-62	.397/.500	7-21/11-19	.333/.579	6-14/9-13	.429-.692	29/41	-12	10/18	10/11	6/2	5/2	19/20
Wyoming*	40-26	43-37	-	83-63	+20	31-61/25-64	.508/.391	8-18/6-13	.444/.462	13-15/7-17	.867-.412	43/34	+9	21/7	8/8	5/1	4/3	17/14
at Nevada*	42-37	28-48	-	70-85	-15	22-57/31-56	.386/.554	8-22/8-17	.364/.471	18-23/15-18	.783-.833	33/31	+2	12/18	12/7	2/5	4/7	18/19
UNLV*	46-37	29-34	-	75-71	+4	24-47/28-57	.511/.491	11-25/6-18	.440/.333	16-18/9-12	.889-.750	31/23	+8	21/11	21/11	3/0	3/14	14/21
San José State*	30-37	37-45	-	75-74	+1	28-52/27-62	.538/.435	10-23/10-22	.435/.455	9-13/10-11	.692-.909	27/33	-6	19/14	12/12	4/1	6/5	11/17
at San Diego State*	27-42	48-43	-	75-85	-10	29-61/28-58	.475/.483	11-33/12-22	.333/.545	6-10/17-20	.600-.850	30/33	-3	16/18	10/9	3/1	5/6	17/10
at Fresno State*	34-28	36-25	-	70-53	+17	23-50/19-55	.460/.345	6-18/7-23	.333/.304	18-20/8-10	.900-.800	41/24	+17	14/8	12/6	4/2	4/4	14/17
New Mexico*	46-27	38-46	-	84-73	+11	25-54/29-59	.463/.492	7-20/4-11	.350/.364	27-31/11-16	.871-.688	35/30	+5	13/7	11/13	2/2	6/5	13/20
at Colorado State*	33-32	55-47	-	88-79	+9	29-57/32-58	.509/.552	18-39/3-17	.462/.176	12-15/12-14	.800-.857	31/26	+5	24/18	12/8	2/2	4/4	14/17
San Diego State*	28-44	33-19	-	61-63	-2	20-52/25-63	.385/.397	5-19/5-17	.263/.294	16-22/8-13	.727-.615	34/42	-8	12/11	10/13	6/4	7/6	14/21
at San José State*	32-31	32-38	-	64-69	-5	22-52/24-58	.423/.414	6-18/4-18	.333/.222	14-15/17-25	.933-.680	27/36	-9	15/8	10/10	1/5	4/4	19/18
Air Force*	40-32	40-33	-	80-65	+15	29-60/24-55	.483/.436	9-22/7-22	.409/.318	13-15/10-12	.867-.833	38/27	+11	15/14	8/9	1/4	5/6	12/15
Nevada*	32-47	19-43	-	75-66	+9	26-55/23-55	.473/.418	6-24/9-22	.250/.409	17-20/11-15	.850-.733	40/28	+12	14/13	13/11	4/3	4/6	15/21
at Wyoming*	33-33	32-22	-	65-55	+10	21-51/17-54	.412/.315	7-27/6-23	.259/.261	16-22/15-20	.727-.750	37/36	+1	11/6	12/11	3/3	7/6	15/19
at UNLV*	44-32	47-34	-	91-66	+25	34-55/18-57	.618/.316	10-21/8-23	.476/.348	13-16/22-27	.813-.815	36/29	+7	16/6	19/17	3/2	10/6	23/15
Boise State*	47-33	39-40	-	86-73	+13	32-56/25-56	.571/.446	7-20/7-21	.350/.333	15-17/16-19	.882-.842	29/29	0	24/11	9/9	2/2	6/4	16/16

2022-23 GAME-BY-GAME SUPERLATIVES

Opponent	Points in Paint	Points off TO	2nd Chance Points	Fast Break Points	Bench Points	Largest Lead
Utah Valley	30/28	4/9	12/6	5/6	18/20	17/2
Bradley	22/22	18/11	9/5	2/4	54/18	22/0
Santa Clara	44/20	17/14	11/5	22/5	37/30	27/3
at San Diego	32/26	13/21	20/11	7/15	43/6	5/9
Oral Roberts	16/26	25/19	13/5	9/10	49/9	14/2
Utah Tech	26/18	14/9	2/13	7/0	49/19	10/5
vs. San Francisco	48/34	19/11	7/4	6/1	26/24	22/3
vs. LMU	40/20	11/4	11/6	17/3	18/13	13/13
Westminster College	34/26	25/9	4/8	15/2	45/26	39/1
Weber State	24/32	9/2	2/9	7/7	22/20	18/6
vs. Seattle	34/28	11/10	13/12	15/2	29/12	32/3
vs. SMU	26/42	2/22	14/9	13/17	10/16	3/12
vs. Washington State	40/30	20/9	9/11	11/8	27/12	23/4
Fresno State*	22/28	8/17	15/4	10/2	39/6	13/4
at Air Force*	36/28	9/12	14/9	11/0	33/21	21/0
at Boise State*	30/34	11/8	8/15	6/8	14/18	1/24
Wyoming*	46/34	6/8	11/8	21/11	23/4	25/1
at Nevada*	28/34	7/11	13/5	11/9	9/8	10/17
UNLV*	26/42	16/27	3/6	7/13	13/38	9/3
San José State*	34/32	16/15	11/20	13/2	21/28	3/11
at San Diego State*	34/28	17/14	12/17	8/10	17/45	1/20
at Fresno State*	30/20	6/13	16/6	8/1	30/24	21/3
New Mexico*	32/38	22/18	13/12	2/4	16/6	20/2
at Colorado State*	20/36	13/15	13/2	9/11	14/15	14/5
San Diego State*	26/30	17/13	11/12	4/7	9/30	5/16
at San José State*	28/38	11/7	7/10	0/6	12/10	5/11
Air Force*	36/30	15/8	9/2	9/5	10/24	17/0
Nevada*	36/12	13/10	11/3	4/3	22/8	9/21
at Wyoming*	26/22	12/8	11/2	4/1	16/11	12/3
at UNLV*	42/20	32/15	9/16	10/8	28/27	29/3
Boise State*	46/28	18/11	8/7	12/2	16/10	20/1
TOTALS	1,004/886	437/390	322/260	275/183	769/558	

2022-23 UTAH STATE TRENDS

	Under Odom	2022-23
Overall Record	42-23	24-7
Mountain West	21-15	13-5
Home/Road/Neutral	23-9/10-11/9-3	14-2/6-4/4-1
MW Home/Road/Neutral	13-5/8-10/0-0	8-1/5-4/0-0
Overtime	3-1	1-0

When the Aggies

	they are
Win the tip	34-18
Lose the tip	8-5

Lead at halftime	33-10
Trail at halftime	6-11
Are tied at halftime	3-2

Shoot better from the field than opponent	39-2
Shoot worse from the field than opponent	3-21
Shoot the same from the field as opponent	0-0

Shoot better from 3-point range than opponent	31-4
Shoot worse from 3-point range than opponent	11-19
Shoot the same from 3-point range as opponent	0-0

Shoot better from the line than opponent	26-8
Shoot worse from the line than opponent	15-15
Shoot the same from the line as opponent	1-0

Outrebound opponent	37-8
Are outrebounded by opponent	4-13
Are even in rebounds with opponent	1-2

Have more offensive rebounds than opponent	21-10
Have fewer offensive rebounds than opponent	19-11
Have the same number of offensive rebounds	2-2

Have more defensive rebounds than opponents	40-7
Have fewer defensive rebounds than opponents	0-16
Have the same number of defensive rebounds	2-0

Commit more fouls than opponent	9-11
Commit fewer fouls than opponent	30-9
Commit same number of fouls	3-3

Have more assists than opponent	38-9
Have fewer assists than opponent	3-12
Have same number of assists	1-2

Commit more turnovers than opponent	18-10
Commit fewer turnovers than opponent	16-10
Commit the same number of turnovers	8-3

Block more shots than opponent	18-10
Block fewer shots than opponent	17-11
Block the same number of shots	7-2

Have more steals than opponent	19-11
Have fewer steals than opponent	16-10
Have same number of steals	6-3

Starting frontline outscored the opponent's	35-14
Starting frontline is outscored by the opponent's	7-9
Starting frontlines scores same amount	0-0

Starting backcourt outscored the opponent's	21-6
Starting backcourt is outscored by the opponent's	20-17
Starting backcourts scores same amount	1-0

Bench outscored the opponent's	28-9
Bench is outscored by the opponent's	14-14
Bench scores same amount	0-0

Utah State's Points Scored/Allowed Summary

Record When Scoring	Record When Allowing
0-0 (0-0)	0-0 (0-0)
0-0 (0-1)	0-0 (2-1)
0-1 (0-7)	5-0 (11-1)
2-2 (2-5)	9-2 (13-7)
7-4 (13-10)	7-2 (11-7)
10-0 (18-0)	3-3 (5-6)
4-0 (8-0)	0-0 (0-1)
1-0 (1-0)	0-0 (0-0)

Utah State's Record When the Margin is...

1 (pt.)	2	3	4	5	6
1-0 (1-0)	1-1 (1-6)	0-2 (2-4)	1-0 (1-0)	1-1 (1-2)	0-0 (0-0)
7	8	9	10-15	16-20	20+
0-0 (0-1)	0-0 (1-0)	3-0 (3-0)	8-2 (11-7)	3-0 (7-2)	6-1 (14-1)

Utah State's Record by Month

Nov.	Dec.	Jan.	Feb.	March
5-0 (11-1)	7-2 (10-6)	5-3 (8-7)	5-2 (9-7)	2-0 (4-2)

Utah State's Record by Day of the Week

Sun.	Mon.	Tues.	Wed.	Thurs.	Fri.	Sat.
2-0 (3-0)	2-1 (3-1)	6-0 (9-5)	2-2 (5-5)	4-0 (6-3)	1-2 (4-3)	7-2 (12-6)

2022-23 Starters/Non-Starters

Production Summary

	Starters	Bench
	Total/% Team	Total/% Team
Minutes	4,224 / 67.9%	2,001 / 32.1%
Points	1,682 / 68.6%	769 / 31.4%
Rebounds	664 / 65.1%	356 / 34.9%

2022-23 Miscellaneous Statistics

	Games	Double Figure Scoring	20-Pt. Games	Double Figure Reb(Asst)	Double Doubles
0 Brenchley	6	0	0	0	0
2 Bairstow	31	18	1	2 (1)	1
3 Ashworth	31	26	6	0	0
5 Eytile-Rock	30	2	0	0	0
11 Shulga	31	22	2	3 (1)	4
12 Zapala	10	0	0	0	0
13 Gillis	6	0	0	0	0
14 Odom	4	0	0	0	0
15 Jones	13	1	0	0	0
20 Johnson	0	0	0	0	0
21 Falslev	0	0	0	0	0
23 Funk	30	20	8	4	3
24 Hamoda	30	3	1	0	0
30 Akin	31	23	2	6	6
32 Dorius	31	6	0	0	0

2022-23 Scoring Average by Halves

	1st Half	2nd Half	OT1	OT2	Total
Utah State	38.3	40.3	13.0	-	79.1
Opponents	33.6	36.0	11.0	-	70.0

2022-23 Starting Lineups

Dorius (C), Funk (F), Bairstow (G), Shulga (G), Jones (G)	9-1
Dorius (C), Funk (F), Bairstow (G), Shulga (G), Ashworth (G)	14-6
Dorius (C), Akin (F), Bairstow (G), Shulga (G), Ashworth (G)	1-0

2022-23 Specialty Stats

	FTs under 1 min	Charges Drawn	Dunks
0 Brenchley	0-0	0	0
2 Bairstow	2-2	3	15
3 Ashworth	23-26	12	0
5 Eytile-Rock	0-0	0	0
11 Shulga	17-21	2	0
12 Zapala	0-0	0	1
13 Gillis	0-0	0	0
14 Odom	-	-	-
15 Jones	2-3	14	0
20 Johnson	-	-	-
21 Falslev	-	-	-
23 Funk	6-6	5	9
24 Hamoda	1-1	0	5
30 Akin	12-17	9	40
32 Dorius	0-0	2	27
TOTAL	63-75	47	97

THE LAST TIME UTAH STATE...

Beat an opponent by 20+: at UNLV (25: 91-66) on 3/1/23
 Beat an opponent by 30+: vs Westminster (38: 106-68) on 12/15/22
 Beat an opponent by 40+: San José State (45: 107-62) on 12/21/20
 Beat an opponent by 50+: Weber State (55: 89-34) on 11/08/19
 Beat an opponent by 60+: Eastern Oregon (68: 129-61) on 12/28/19
 Scored 90+: 91-66 at UNLV on 3/1/23
 Scored 100+: 106-68 vs Westminster on 12/15/22
 Scored 100+ in back-to-back games: 100-73 Hartford (11/9/18)/101-71 at Montana St. (11/6/18)
 Made 30+ field goals: vs Boise State (32) on 3/4/23
 Attempted 65+ field goals: vs Santa Clara (70) on 11/14/22
 Had 10+ steals: at UNLV (10) on 3/1/23
 Had 10+ blocks: vs Colorado State, MWT (11) on 03/12/21
 Had 20+ assists: vs Boise State (24) on 3/4/21
 Had 25+ assists: vs Westminster (25) on 12/15/22
 Had 15+ turnovers: at UNLV (19) on 3/1/23
 Had 20+ turnovers: vs UNLV (21) on 1/17/23
 Did not hit a 3-pointer: at BYU on 12/16/06, a span of 528 games
 Had two players record a double-double: Brandon Horvath (19/11) and Justin Bean (18/11) on 2/03/22 vs San Jose State
 Had three players record a double-double: Kevin Rice (10/11), Pharoah Davis (16/13) and Donnie Johnson (21/12) on 2/4/98 vs Nevada
 Had two players score 20+: Ashworth (26) & Funk (21) at Colorado State on 2/4/23
 Had three players score 20+: Akin (21), Funk (20), Shulga (20) on 11/17/22 at San Diego
 Had five players score in double figures: Funk (24), Ashworth (19), Akin (14), Bairstow (12), Shulga (11) on 3/4/23 vs Boise State

THE LAST TIME A UTAH STATE PLAYER...

Recorded a double-double: Max Shulga (13p/10r) on 2/18/23 vs Nevada
 Recorded a double-double with assists: Sean Bairstow (11p/10a) on 2/4/23 at Colorado State
 Recorded a triple-double: Jon Judkins (11/11/10) on 3/5/88 vs. Pacific
 Led USU in points, rebounds and assists: Steven Ashworth (19/7/3) on 2/21/23 at Wyoming (Two others with three assists)
 Led USU in points, rebounds, assists and steals: Brandon Horvath (19/11/5/2) on 2/03/22 San Jose State (one other with eleven rebounds and five assists)
 Led USU in points, rebounds, assists and blocks: Brandon Horvath (19/11/5/3) on 2/03/22 vs San Jose State (one other with eleven rebounds and five assists)
 Led USU in points, rebounds, blocks and steals: Justin Bean (15/13/1/2) on 3/10/22 vs Colorado State, MWT
 Led USU in points, rebounds, assists, blocks and steals: Brandon Horvath (19/11/5/3/2) on 2/03/22 vs San Jose State (one other with eleven rebounds and five assists)
 Scored 20+ points: Taylr Funk (24) on 3/4/23 vs Boise State
 Scored 30+ points: Steven Ashworth (30) on 11/22/22 vs Oral Roberts
 Scored 40+ points: Jaycee Carroll (44) on 2/5/07 vs. New Mexico State
 Scored 50+ points: Wayne Estes (52) on 15/15/62 vs. Regis
 Non-starter scored 20+ points: Dan Akin (23) on 1/28/23 at Fresno State
 Recorded 15+ rebounds: Dan Akin (15) on 1/10/23 vs Wyoming
 Recorded 20+ rebounds: Spencer Butterfield (20) on 3/7/13 vs. Texas State
 Recorded 25+ rebounds: Wayne Estes (25) on 12/15/64 at Colorado State
 Recorded 10+ assists: Sean Bairstow (10) on 2/4/23 at Colorado State
 Recorded 15+ assists: Oscar Williams (16) on 12/14/76 vs. Utah
 Recorded 5+ blocks: Neemias Queta (7) on 03/19/21 Texas Tech, NCAA Tournament
 Recorded 5+ steals: Taylor Funk (5) on 11/14/22 vs Santa Clara
 Made 10+ field goals: Steven Ashworth (10) on 3/1/23 at UNLV
 Made 15+ field goals: Sam Merrill (15) on 3/5/19 at Colorado State
 Attempted 15+ field goals: Steven Ashworth (17) on 3/1/23 at UNLV
 Attempted 20+ field goals: Justin Bean (20) on 03/04/21 vs Wyoming
 Made 5+ 3-point field goals: Steven Ashworth (5) on 3/1/23 at UNLV
 Made 10+ 3-point field goals: Jaycee Carroll (10) on 2/2/06 at New Mexico State
 Attempted 10+ 3-point field goals: Steven Ashworth (10) on 3/1/23 at UNLV
 Attempted 15+ 3-point field goals: Steven Ashworth (17) on 2/4/23 at Colorado State
 Made 10+ free throws: Steven Ashworth (10) on 2/21/22 at Wyoming
 Made 15+ free throws: Sam Merrill (17) on 11/5/19 Montana State
 Attempted 15+ free throws: Sam Merrill (18) on 11/5/19 Montana State
 Attempted 20+ free throws: Marvin Roberts (22) on 12/10/70 vs. Gonzaga
 Played 40+ minutes: Justin Bean (40) on 3/10/22 vs Colorado State, MWT
 Played 50+ minutes: Greg Grant (50) on 1/2/86 at UNLV

THE LAST TIME A UTAH STATE OPPONENT...

Scoring and Margin of Victory
 Scored 90+: USU 100, CSU 96 (OT) on 3/5/19 in Fort Collins, Utah
 Scored 100+: NMU 100, USU 70 on 1/26/08 at New Mexico State
 Beat USU by 20+: at Boise State (23: 82-59) on 1/7/23
 Beat USU by 30+: at Duke (33: 85-52) on 11/29/15
 Beat USU by 40+: UNLV (43: 126-83) on 1/28/91
 Beat USU by 50+: at Illinois (51: 115-64) on 12/7/85

Shooting Percentages

Shot over .500 field goals: .552 at Colorado State on 2/4/23
 Shot over .550 field goals: .552 at Colorado State on 2/4/23
 Shot over .600 field goals: .632 vs. Hawai'i on 12/29/10
 Held USU under .300 field goals: .262 at Nevada on 1/2/19
 Held USU under .250 field goals: .250 vs. Nevada on 2/6/99

Assists, Turnovers, Blocks, Steals

Had 20+ assists: Iowa (21) on 12/18/21
 Had 25+ assists: at Wyoming (26) on 3/4/15
 Had 15+ turnovers: at UNLV (17) on 3/1/23
 Had 20+ turnovers: at Air Force (26) on 12/31/20
 Had 10+ blocks: vs. UNLV (11) on 2/15/14
 Had 0 blocks: vs Santa Clara on 11/14/22
 Had 10+ steals: vs UNLV (14) on 1/17/23
 Had 0 steals: San José State on 12/27/17

THE LAST TIME A UTAH STATE OPPONENT...

Scored 30+ points: Eric Williams Jr. (43) on 11/17/22 at San Diego
 Scored 40+ points: Eric Williams Jr. (43) on 11/17/22 at San Diego
 Recorded a double-double: Jaedon LeDee (14p/10r) on 2/8/23 vs San Diego State
 Made 10+ field goals: Isaac Stevens (11) on 2/4/23 at Colorado State
 Made 5+ three-point field goals: Xavier DuSell (5) on 2/21/23 at Wyoming
 Made 10+ free throws: Kenan Blackshear (10) on 1/13/23 at Nevada
 Had 15+ rebounds: Maden Armus (19) on 1/20/22 Boise State
 Had 5+ steals: Kenan Blackshear (5) on 1/13/23 at Nevada
 Had 10+ steals: Jeff Trepagnier (10) on 11/24/99 vs. USC
 Had 5+ blocks: Cameron Oliver (5) on 2/18/17 at Nevada
 Had 10+ assists: Jaquan Lyle (10) on 2/29/20 at New Mexico



HEAD COACH RYAN ODOM



RYAN ODOM

Head Coach • 168-104 (Nine Seasons) • Second Season at Utah State • Hampden-Sydney

Ryan Odom was named the head men's basketball coach at Utah State on April 5, 2021. In all, Odom is 150-97 (.607) in eight years as a head coach and has 26 years of collegiate coaching experience.

In his first season in Logan, Odom led the Aggies to an 18-16 overall record, including 8-10 in MW play, and their fourth-straight NCAA postseason berth as USU hosted Oregon as an at-large seed in the opening round of the NIT. Odom's 18 victories during the 2021-22 season marked the fourth-most by a first-year head coach in Utah State history. Under his tutelage, senior forwards Justin Bean and Brandon Horvath were each named all-Mountain West, earning second-team and third-team honors, respectively. Utah State's offense ranked second in the league in scoring (73.4 ppg) and field goal percentage (.476), while leading the MW and ranking fifth nationally in assists per game (18.0). The Aggies were also tops in the MW with an assist-to-turnover ratio of 1.44.

Odom came to Utah State after spending five years as the head coach at the University of Maryland, Baltimore County (UMBC), leading the Retrievers to a 97-60 (.573) record, including a 50-29 mark in the America East Conference. In the 2018 NCAA Tournament, UMBC became the first-ever 16-seed to win a first round game as it posted a 74-54 win against top overall seed Virginia.

In his five years at UMBC, Odom coached three of the top four win-producing teams in school history and set a program record by winning 20 or more games in three consecutive seasons, including a school-record 25 victories during the 2017-18 campaign.

In 2020-21, Odom led UMBC to a 14-6 record, including a 10-4 league mark. Following the year, he was named the National Association of Basketball Coaches (NABC) District 1 Co-Coach of the Year. Odom also earned America East Conference Coach of the Year honors after leading the Retrievers to a share of the regular-season title and the No. 1 seed in the America East Playoffs.

The 2018-19 Retrievers advanced to the championship game of the America East Tournament after posting a 21-13 record, including an 11-5 conference mark, for its third-straight 20-win season.

In his second year at UMBC, Odom and the Retrievers posted a 25-11 record, including a 12-4 league mark, to finish second in the America East and set a school record for wins. UMBC also won an America East Conference title at prohibitive favorite Vermont and followed that up by engineering the first victory by a No. 16 seed over a No. 1 seed in NCAA Men's Basketball Tournament history. UMBC overwhelmed the tournament's top overall seed, Virginia, 74-54, in Charlotte, N.C., earning an ESPY nomination for the "Best Moment" of the year. Following the season, Odom earned the 2018 Hugh Durham Award as the nation's top mid-major coach.

After taking over a program that finished 7-25 in 2015-16, Odom led UMBC to its first winning season since 2007-08 with a 21-13 record, as the Retrievers advanced to the semifinals of

the 2017 CollegeInsider.com Tournament (CIT). UMBC finished the 2016-17 campaign as the nation's third-most improved team, with a +13.0 mark, behind only Minnesota and UCLA. Odom's team posted three wins in the CIT and became the first America East team to win three games in a postseason tournament.

At the end of the season, Odom earned the 2017 Joe B. Hall Award, which is presented annually to the top first-year coach in Division I.

Before serving as the head coach at UMBC, Odom was the head men's basketball coach at Lenoir-Rhyne (N.C.) University for one year (2016). The Bears (21-10) advanced to the NCAA Division II Regional Finals for the first time in school history and won 20 games in a season for the first time in eight years. Lenoir-Rhyne improved by 10.5 games from the previous campaign, led the nation in 3-point field goals made per game (12.4), and finished ninth in the country in scoring at 90.1 points per game.

Odom was also an assistant coach at Charlotte for five seasons (2011-15), including serving as the interim head coach for the final 19 games of the 2014-15 campaign. In 2013, he helped the 49ers earn a bid to the postseason NIT.

Prior to his tenure in Charlotte, Odom spent seven years (2004-10) on the coaching staff at Virginia Tech and was part of a Hokies' team that earned a berth to the NCAA Tournament in 2007 and beat Illinois in the first round.

Odom was also an assistant coach at American for three years (2001-03), at UNC Asheville for one season (2000) and at Furman for two years (1998-99). He also served as an administrative assistant at South Florida for one season (1997).

Odom graduated from Hampden-Sydney in 1996 with a bachelor's degree in economics and was a four-year starting point guard on the men's basketball team. He served as team captain his senior season and led Hampden-Sydney to an 80-30 record during his playing career, including two berths in the NCAA Division III Tournament. In addition, Odom finished his career as the school's all-time leader in 3-pointers made and placed fourth in assists.

Ryan is the son of Dave Odom, who retired in 2008 as the head coach at South Carolina. The elder Odom earned SEC Coach of the Year honors while at South Carolina in 2004 and ACC Coach of the Year honors in 1991, 1994 and 1995, while at Wake Forest.

Odom and his wife, Lucia, have two sons - Connor and Owen.

ABOUT COACH ODOM

Personal:

- Hometown - Durham, North Carolina
- Wife - Lucia
- Children - Connor, Owen

Educational Background

- College - Hampden-Sydney, 1996 (Economics)

Coaching Experience

- Head Coach - Utah State (2022-)
- Head Coach - UMBC (2017-21)
- Head Coach - Lenoir-Rhyne (N.C.) (2016)
- Interim Head Coach - Charlotte (2015)
- Associate Head Coach - Charlotte (2015)
- Assistant Coach - Charlotte (2011-14)
- Assistant Coach - Virginia Tech (2004-10)
- Assistant Coach - American (2001-03)
- Assistant Coach - UNC Asheville (2000)
- Assistant Coach - Furman (1998-99)
- Admin Assistant - South Florida (1997)

Playing Experience

- Hampden-Sydney (1993-96)

Odom's Coaching Record		
2014-15	Charlotte*	8-11*
* - interim head coach		
2015-16	Lenoir-Rhyne (N.C.)	21-10
NCAA DII Regional Finals		
2016-17	UMBC	21-13
CIT Semifinals		
2017-18	UMBC	25-11
NCAA Second Round		
2018-19	UMBC	21-13
2019-20	UMBC	16-17
2020-21	UMBC	14-6
2021-22	Utah State	18-16
NIT First Round		
2022-23	Utah State	24-7
Nine Seasons		168-104

COACH ODOM VS THE NATION

Air Force	5-1	Delaware State	2-0	Kansas State	0-1	New Mexico State	1-0	San Diego	1-0	UMES	1-0
Albany	6-5	Drexel	2-0	Kennesaw State	1-0	New Orleans	1-0	San Diego State	1-2	UNLV	3-0
American	0-2	Duquesne	1-0	Liberty	1-0	Nicholls State	1-1	San Francisco	1-0	UT Arlington	1-0
Arizona	0-1	Eastern Michigan	0-1	Louisiana Tech	0-1	NJIT	1-1	San José State	3-1	Utah Tech	1-0
Army	0-1	Fairfield	1-0	Loyola Marymount	1-0	North Carolina A&T	1-0	Santa Clara	1-0	Utah Valley	1-0
Binghamton	7-3	FGCU	1-1	LSU	0-1	North Texas	1-1	Seattle U	1-0	UTEP	0-1
Boise State	1-3	Florida Atlantic	1-0	Maine	7-1	Northern Kentucky	1-1	Shenandoah	2-0	UTSA	1-0
Bradley	1-0	Florida International	0-1	Manhattan	1-0	Oklahoma	1-0	SMU	0-2	Valley Forge	1-0
BYU	0-1	Fresno State	2-1	Marquette	0-1	Old Dominion	0-1	South Dakota	0-1	Vermont	5-8
Carroll College (Mont.)	1-0	George Mason	0-1	Marshall	2-0	Oral Roberts	1-0	Southern Mississippi	1-0	Virginia	1-0
Centenary (N.J.)	2-0	George Washington	1-0	Maryland	0-1	Oregon	0-1	St. Francis (Pa.)	2-1	Virginia Tech	0-1
Central Penn	1-0	Georgetown	0-2	Messiah	1-0	Penn	1-0	St. Mary's (Md.)	1-0	Washington State	1-0
Chicago State	1-0	Georgian Court	1-0	Middle Tennessee	0-2	Penn State	0-1	Stony Brook	6-4	Weber State	1-1
Citadel	2-0	Hartford	8-4	Mount St. Mary's	1-0	Penn State York	1-0	Texas A&M CC	0-1	Western Kentucky	0-2
Colgate	0-1	High Point	1-0	Navy	0-1	Portland State	1-0	Towson	0-4	Westminster College (UT)	1-0
Colorado State	1-3	Hood	2-0	Nevada	2-2	Rice	1-1	UAB	0-1	Wyoming	2-2
Coppin State	4-0	Iowa	0-1	New Hampshire	9-3	Richmond	1-1	UC Davis	0-1	Overall	168-104
Delaware	1-0	James Madison	1-0	New Mexico	2-2	Saint Mary's (Calif.)	0-1	Umass Lowell	7-3		

#0 LANDON BRENCHELY



#0 LANDON BRENCHELY

6-4 • 215 • Redshirt Freshman • Guard
Providence, Utah • Ridgeline HS

CAREER SUPERLATIVES

FT < 1 min	Charges Drawn	Dunks
-	-	-

CAREER STATISTICS

	GP-GS	Min	Avg	FG-FGA	Pct	3FG-FGA	Pct	FT-FTA	Pct	Off	Def	Tot	Avg	PF	FO	A	TO	Blk	Stl	Pts	Avg
2022-23	6-0	9	1.5	0-0	.000	0-0	.000	0-1	.000	1	4	5	0.8	0	0	2	0	0	0	0	0.0
Total	6-0	9	1.5	0-0	.000	0-0	.000	0-1	.000	1	4	5	0.8	0	0	2	0	0	0	0	0.0

BRENCHELY'S SEASON/CAREER SUPERLATIVES

Double-Figure Scoring:	-	/	-
20-Plus Points:	-	/	-
5-Plus Assists:	-	/	-
5-Plus Rebounds:	-	/	-
Multiple Steals:	-	/	-

AGGIE DEBUT

Brenchley made his Aggie debut against Santa Clara, logging one minute of action.

WHITE SHIRTS, BLACK TAGS

Brenchley is one of five returned missionaries for The Church of Jesus Christ of Latter-day Saints on the Utah State roster, serving in Toronto, Canada (Mandarin speaking).

HOMETOWN KID

Brenchley is one of two Cache Valley natives on the Utah State roster, graduating from Ridgeline High School.

STATE CHAMP

Brenchley helped the Riverhawks to both a Utah state title and region championship as a sophomore, earning third-team all-region honors in the process.

BRENCHELY GAME-BY-GAME IN 2022-23

Date	Opponent	MIN	FG	3FG	FT	O-D-T	PF	A	TO	B	S	TP
N7	Utah Valley	DNP-C										
N11	Bradley	DNP-C										
N14	Santa Clara	1	0-0	0-0	0-1	0-0-0	0	0	0	0	0	0
N17	at San Diego	DNP-C										
N22	Oral Roberts	DNP-C										
D1	Utah Tech	DNP-C										
D4	vs. San Francisco	DNP-C										
D10	vs. Loyola Marymount	DNP-C										
D15	Westminster College	3	0-0	0-0	0-0	1-2-3	0	2	0	0	0	0
D19	Weber State	DNP-C										
D22	vs. Seattle	2	0-0	0-0	0-0	0-0-0	0	0	0	0	0	0
D23	vs. SMU	DNP-C										
D25	vs. Washington St.	DNP-C										
D31	Fresno State*	DNP-C										
J3	at Air Force*	DNP-C										
J7	at Boise State*	DNP-C										
J10	Wyoming*	1	0-0	0-0	0-0	0-1-1	0	0	0	0	0	0
J13	at Nevada*	DNP-C										
J17	UNLV*	DNP-C										
J21	San José State*	DNP-C										
J25	at San Diego State*	DNP-C										
J28	at Fresno State*	1	0-0	0-0	0-0	0-1-1	0	0	0	0	0	0
F1	New Mexico*	DNP-C										
F4	at Colorado State*	DNP-C										
F8	San Diego State*	DNP-C										
F11	at San José State*	DNP-C										
F14	Air Force*	DNP-C										
F18	Nevada*	DNP-C										
F21	at Wyoming*	DNP-C										
M1	at UNLV*	1	0-0	0-0	0-0	0-0-0	0	0	0	0	0	0
M4	Boise State*	DNP-C										

^ = Starter / * = MW game

BRENCHELY'S SEASON HIGHS

BRENCHELY'S CAREER HIGHS

Points	-	-
FG Made	-	-
FG ATT	-	-
3PT FG Made	-	-
3PT FG ATT	-	-
FT Made	-	-
FT ATT	1 vs Santa Clara (11/14/22)	1 vs Santa Clara (11/14/22)
Rebounds	3 vs Westminster (12/15/22)	3 vs Westminster (12/15/22)
Assists	2 vs Westminster (12/15/22)	2 vs Westminster (12/15/22)
Steals	-	-
Blocks	-	-
Minutes	3 vs Westminster (12/15/22)	3 vs Westminster (12/15/22)

#2 SEAN BAIRSTOW



#2 Sean Bairstow

6-8 • 205 • Senior • Guard
Brisbane, Australia • Churchie

CAREER SUPERLATIVES

FT < 1 min	Charges Drawn	Dunks
8-8	6	28

CAREER STATISTICS

	GP-GS	Min	Avg	FG-FGA	Pct	3FG-FGA	Pct	FT-FTA	Pct	Off	Def	Tot	Avg	PF	FO	A	TO	Blk	Stl	Pts	Avg
2019-20	32-0	373	11.7	33-74	.446	8-24	.333	15-21	.714	5	44	49	1.5	33	0	33	34	1	5	89	2.8
2020-21	25-1	293	11.7	36-76	.474	10-26	.385	11-16	.688	3	25	28	1.1	17	0	19	22	3	9	93	3.7
2021-22	25-18	656	26.2	98-190	.516	6-48	.125	36-56	.643	19	47	66	2.6	37	0	36	37	8	14	238	9.5
2022-23	31-31	976	31.5	133-278	.478	31-74	.419	30-50	.600	37	122	159	5.1	78	0	80	43	7	15	327	10.5
Total	113-50	2298	20.3	300-618	.485	55-172	.320	92-143	.643	64	238	302	2.7	165	0	168	136	19	43	747	6.6

BAIRSTOW'S SEASON/CAREER SUPERLATIVES

Double-Figure Scoring:	18 times / 35 times
20-Plus Points:	1 time / 2 times
5-Plus Assists:	4 times / 67 times
10-Plus Assists:	1 time / 1 time
5-Plus Rebounds:	19 times / 24 times
10-Plus Rebounds:	2 times / 2 times
Multiple Steals:	2 times / 8 times
Double-Double:	1 time / 1 time

BASKETBALL PEDIGREE

Bairstow has family ties to Utah State and the Mountain West as his sister, Stephanie, was a member of the USU women's basketball team from 2013-14, and his brother, Cam, was an all-conference performer at New Mexico from 2011-14.

FAMILY CABOOSE

Bairstow is the youngest of seven children.

REPRESENTING DOWN UNDER

Member of the U19 Australian National Team and a two-year member of the U20 Queensland team.

AGGIE MADNESS DUNK KING

Bairstow won the slam dunk competition in Utah State's annual Aggie Madness event to begin the 2019-20 season.

AGGIE DEBUT

Made his Aggie debut in the 2019-20 home opener against Montana State, recording two points and one assist in four minutes of action.

BAIRSTOW GAME-BY-GAME IN 2022-23

Date	Opponent	MIN	FG	3FG	FT	O-D-T	PF	A	TO	B	S	TP
N7	Utah Valley	^29	8-13	2-2	1-2	2-5-7	2	1	0	1	0	19
N11	Bradley	^31	1-7	0-0	2-2	3-3-6	3	1	1	0	1	4
N14	Santa Clara	^24	4-8	0-4	1-2	2-2-4	2	2	2	0	0	9
N17	at San Diego	^31	2-6	0-1	0-2	0-4-4	2	2	4	0	0	4
N22	Oral Roberts	^15	2-4	0-1	0-0	0-4-4	3	1	5	0	1	4
D1	Utah Tech	^20	2-4	0-0	1-2	0-1-1	3	0	2	1	0	5
D4	vs. San Francisco	^21	6-7	0-1	0-0	0-1-1	4	1	1	0	1	12
D10	vs. Loyola Marymount	^33	7-11	0-0	0-2	2-5-7	1	6	0	1	1	14
D15	Westminster College	^32	7-11	2-3	0-0	1-4-5	2	6	1	0	1	16
D19	Weber State	^22	5-9	1-3	3-3	1-1-2	4	2	1	0	0	14
D22	vs. Seattle	^29	5-10	1-2	2-2	1-1-2	3	3	1	1	0	13
D23	vs. SMU	^32	7-14	4-6	0-1	3-5-8	0	1	0	1	0	18
D25	vs. Washington State	^34	4-8	2-3	1-4	0-5-5	2	3	0	0	0	11
D31	Fresno State*	^38	3-7	1-2	0-2	0-4-4	2	3	2	0	0	7
J3	at Air Force*	^34	4-9	0-0	3-3	2-4-6	2	4	2	0	0	11
J7	at Boise State*	^25	5-9	0-1	0-0	1-1-2	2	0	2	1	0	10
J10	Wyoming*	^35	5-10	1-3	3-4	1-4-5	4	3	1	0	1	14
J13	at Nevada*	^32	4-10	1-2	2-4	2-1-3	2	1	1	0	0	11
J17	UNLV*	^32	3-7	1-3	2-2	0-4-4	3	0	2	0	0	9
J21	San José State*	^34	1-5	0-2	2-3	2-4-6	2	6	1	0	3	4
J25	at San Diego State*	^34	7-16	3-6	1-2	3-2-5	3	4	3	0	0	18
J28	at Fresno State*	^35	4-7	0-1	1-2	1-7-8	0	1	1	0	1	9
F1	New Mexico*	^37	8-12	2-3	2-2	0-5-5	4	2	1	0	0	20
F4	at Colorado State*	^37	4-8	3-4	0-0	1-4-5	3	10	1	0	0	11
F8	San Diego State*	^35	4-13	1-5	0-0	0-6-6	2	4	0	1	1	9
F11	at San José State*	^36	4-12	2-5	0-0	1-6-7	4	2	1	0	0	10
F14	Air Force*	^34	5-9	1-1	0-0	0-5-5	3	3	1	1	2	11
F18	Nevada*	^36	2-6	0-0	1-2	1-9-10	3	1	1	0	0	5
F21	at Wyoming*	^38	2-10	2-6	0-0	2-3-5	2	3	2	0	1	6
M1	at UNLV*	^36	2-6	1-2	2-2	4-6-10	3	0	2	0	0	7
M4	Boise State*	^35	6-10	0-2	0-0	1-6-7	3	4	1	0	0	12

^ = Starter / * = MW game

BAIRSTOW'S SEASON HIGHS

Points	20 vs New Mexico (2/1/23)
FG Made	8 (2) vs New Mexico (2/1/23)
FG ATT	16 at San Diego State (1/25/23)
3PT FG Made	4 vs SMU (12/23/22)
3PT FG ATT	6 (3) at Wyoming (2/21/23)
FT Made	3 (3) vs Wyoming (1/10/23)
FT ATT	4 (3) at Nevada (1/13/22)
Rebounds	10 (2) at UNLV (3/1/23)
Assists	10 at Colorado State (2/4/23)
Steals	3 vs San José State (1/21/23)
Blocks	1 (7) vs Air Force (2/14/23)
Minutes	38 vs Fresno State (12/31/22)

BAIRSTOW'S CAREER HIGHS

Points	20 (2) vs New Mexico (2/1/23)
FG Made	8 (3) vs New Mexico (2/1/23)
FG ATT	16 at San Diego State (1/25/23)
3PT FG Made	4 vs. SMU (12/23/22)
3PT FG ATT	6 (3) at Wyoming (2/21/23)
FT Made	5 (2) vs Air Force (3/9/22)
FT ATT	7 at San José State (3/4/22)
Rebounds	10 (2) at UNLV (3/1/23)
Assists	10 at Colorado State (2/4/23)
Steals	4 at Colorado State (1/12/22)
Blocks	2 (2) Colorado State (2/26/22)
Minutes	39 at Fresno State (1/18/22)

#3 STEVEN ASHWORTH



#3 Steven Ashworth

6-1 • 170 • Junior • Guard
Alpine, Utah • Lone Peak HS

CAREER SUPERLATIVES

FT < 1 min	Charges Drawn	Dunks
36-42	33	0

CAREER STATISTICS

	GP-GS	Min	Avg	FG-FGA	Pct	3FG-FGA	Pct	FT-FTA	Pct	Off	Def	Tot	Avg	PF	FO	A	TO	Blk	Stl	Pts	Avg
2020-21	29-2	551	19.0	51-143	.357	31-85	.365	44-49	.898	7	48	55	1.9	49	0	76	38	1	16	177	6.1
2021-22	33-15	897	27.2	88-218	.404	62-158	.392	49-57	.860	11	73	84	2.5	62	0	119	47	1	27	287	8.7
2022-23	31-21	1021	32.9	147-315	.467	100-222	.450	112-126	.889	11	93	104	3.4	49	0	146	48	1	34	506	16.3
Total	93-38	2469	26.5	286-676	.423	193-465	.415	205-232	.884	29	214	243	2.6	160	0	341	133	3	77	970	10.4

ASHWORTH'S SEASON/CAREER SUPERLATIVES

Double-Figure Scoring:	26 times / 48 times
20-Plus Points:	6 times / 8 times
5-Plus Assists:	16 times / 27 times
5-Plus Rebounds:	10 times / 15 times
Multiple Steals:	10 times / 20 times

GAME WINNER

Ashworth knocked down a jumper from the right wing with four seconds remaining in overtime to lift Utah State to a thrilling 91-89 victory over San Diego on Nov. 17, 2022.

LOCKED IN FROM DEEP

Ashworth's knocked down eight 3-pointers against both Oral Roberts (11/22/22) and Colorado State (2/4/23) to tie for the third-most in a single game in school history along with Jaycee Carroll (2005), Cardell Butler (2004) and Preston Medlin (2011), and two shy of the school-record of 10 made by Carroll in 2006.

Ashworth knocked down seven 3-point field goals against Utah Tech (12/1/22) and Weber State (12/15/21), which ties for the eighth-most in a single game in Utah State history.

Ashworth has made five or more 3-point field goals eight times this season.

STATE CHAMP

Ashworth led Lone Peak High School to the Utah 6A state championship during his senior year, averaging 16.4 points, 7.4 assists, 4.1 rebounds and 3.1 steals per game during his final year.

SAVING IT FOR THE SECOND HALF

Ashworth scored 29 points, all in the second half, during the 2018 GEICO High School Championships, in an 87-82 loss against Montverde, led by RJ Barrett. Ashworth added 10 assists to record a double-double.

WHITE SHIRTS, BLACK TAGS

Ashworth is one of five returned missionaries for The Church of Jesus Christ of Latter-day Saints on the Utah State roster, serving in Indianapolis, Indiana.

AGGIE DEBUT

Made his Aggie debut in the 2020-21 season opener against VCU at the Bad Boy Mowers Crossover Classic, playing 20 minutes, scoring five points and adding four rebounds.

HAPPY WIFE, HAPPY LIFE

Ashworth is one of two married players on the team and married his wife, Peyton, in May 2021.

ASHWORTH GAME-BY-GAME IN 2022-23

Date	Opponent	MIN	FG	3FG	FT	O-D-T	PF	A	TO	B	S	TP
N7	Utah Valley	23	3-9	1-4	2-2	1-5-6	2	5	0	0	0	9
N11	Bradley	30	6-11	5-9	11-12	0-0-0	1	6	4	0	0	28
N14	Santa Clara	27	6-8	4-6	2-2	0-5-5	2	4	1	0	1	18
N17	at San Diego	38	3-9	2-8	2-3	0-4-4	1	9	1	0	0	10
N22	Oral Roberts	26	9-11	8-9	4-5	0-1-1	1	4	2	0	0	30
D1	Utah Tech	32	9-14	7-12	2-2	0-2-2	4	3	1	0	1	27
D4	vs. San Francisco	^35	4-10	1-4	2-3	0-1-1	2	3	0	0	2	11
D10	vs. Loyola Marymount	^36	3-6	3-5	7-8	0-1-1	3	4	0	0	1	16
D15	Westminster College	^30	5-9	5-9	2-2	0-3-3	1	5	1	0	0	17
D19	Weber State	^32	4-9	4-8	4-5	0-2-2	0	5	2	0	1	16
D22	vs. Seattle	^25	6-10	5-8	0-0	1-3-4	2	4	0	0	4	17
D23	vs. SMU	^31	4-13	3-12	4-5	1-3-4	2	2	3	0	0	15
D25	vs. Washington State	29	4-6	3-3	1-2	0-2-2	3	5	3	0	1	12
D31	Fresno State*	29	5-7	3-4	0-0	0-1-1	2	1	3	0	2	13
J3	at Air Force*	26	3-8	3-5	6-7	1-7-8	2	1	0	0	0	15
J7	at Boise State*	30	1-8	1-4	1-2	1-3-4	3	4	0	0	0	4
J10	Wyoming*	^32	2-7	0-3	4-5	1-5-6	1	7	1	0	3	8
J13	at Nevada*	^36	4-9	3-6	4-4	0-5-5	1	3	2	0	0	15
J17	UNLV*	^39	5-14	3-10	1-1	1-4-5	1	9	3	0	0	14
J21	San José State*	^34	7-15	5-13	0-0	0-1-1	1	6	2	0	1	19
J25	at San Diego State*	^36	3-10	2-7	0-0	0-2-2	2	7	2	0	0	8
J28	at Fresno State*	^36	3-7	3-6	5-5	1-5-6	0	6	2	0	1	14
F1	New Mexico*	^34	4-8	2-5	9-9	0-1-1	0	2	2	0	2	19
F4	at Colorado State*	^37	9-19	8-17	0-0	0-4-4	2	3	1	0	2	26
F8	San Diego State*	^38	5-11	2-5	6-6	0-5-5	2	6	2	0	0	18
F11	at San José State*	^37	2-6	1-3	9-9	1-5-6	1	5	3	0	2	14
F14	Air Force*	^36	3-7	2-4	0-0	0-1-1	1	3	2	0	1	8
F18	Nevada*	^39	5-13	2-10	8-8	0-1-1	2	6	2	1	2	20
F21	at Wyoming*	^35	4-11	1-7	10-12	1-6-7	3	3	1	0	0	19
M1	at UNLV*	^34	10-17	5-10	2-2	1-1-2	0	7	2	0	3	27
M4	Boise State*	^39	6-13	3-6	4-5	0-4-4	1	8	0	0	4	19

^ = Starter / * = MW game

ASHWORTH'S SEASON HIGHS

Points	30 vs Oral Roberts (11/22/22)
FG Made	10 at UNLV (3/1/23)
FG ATT	19 at Colorado State (2/4/23)
3PT FG Made	8 (2) at Colorado State (2/4/23)
3PT FG ATT	17 at Colorado State (2/4/23)
FT Made	11 vs Bradley (11/11/22)
FT ATT	12 (2) at Wyoming (2/21/23)
Rebounds	8 at Air Force (1/3/23)
Assists	9 (2) vs UNLV (1/17/23)
Steals	4 (2) vs Boise State (3/4/23)
Blocks	1 vs Nevada (2/18/23)
Minutes	39 (3) vs Boise State (3/4/23)

ASHWORTH'S CAREER HIGHS

Points	30 vs Oral Roberts (11/22/22)
FG Made	10 at UNLV (3/1/23)
FG ATT	19 at Colorado State (2/4/23)
3PT FG Made	8 (2) at Colorado State (2/4/23)
3PT FG ATT	17 at Colorado State (2/4/23)
FT Made	11 vs Bradley (11/11/22)
FT ATT	12 (2) at Wyoming (2/21/23)
Rebounds	8 at Air Force (1/3/23)
Assists	9 (2) vs UNLV (1/17/23)
Steals	4 (2) vs Boise State (3/4/23)
Blocks	1 (3) vs Nevada (2/18/23)
Minutes	40 Boise State (1/20/22)

#5 RJ EYTLEROCK



#5 RJ Eytlerock

6-4 • 225 • Senior • Guard
London, England • Barking Abbey/UMBC

CAREER SUPERLATIVES (AT USU)

FT < 1 min	Charges Drawn	Dunks
2-2	4	0

CAREER STATISTICS

	GP-GS	Min	Avg	FG-FGA	Pct	3FG-FGA	Pct	FT-FTA	Pct	Off	Def	Tot	Avg	PF	FO	A	TO	Blk	Stl	Pts	Avg
2018-19*	31-24	756	31.3	55-136	.404	14-44	.318	34-43	.791	10	73	83	2.7	51	1	56	36	7	24	158	5.1
2019-20*	22-20	689	31.3	77-195	.395	29-80	.363	63-82	.768	10	86	96	4.4	52	2	73	44	3	20	246	11.2
2020-21*	20-20	601	30.1	92-194	.474	22-55	.400	80-101	.792	14	84	98	4.9	52	1	51	57	1	9	286	14.3
2021-22	31-30	746	24.1	81-197	.411	32-93	.344	47-58	.810	11	59	70	2.3	56	0	60	46	2	17	241	7.8
2022-23	30-0	350	11.7	27-63	.429	13-36	.361	14-18	.778	2	23	25	0.8	33	0	23	21	4	8	81	2.7
Total	134-94	3142	23.5	332-785	.423	110-308	.357	238-302	.788	47	325	372	2.8	244	3	263	204	17	78	1012	7.6

* - at UMBC

EYTLEROCK GAME-BY-GAME IN 2022-23

Date	Opponent	MIN	FG	3FG	FT	O-D-T	PF	A	TO	B	S	TP
N7	Utah Valley	6	0-0	0-0	0-0	0-0-0	1	0	0	0	0	0
N11	Bradley	11	0-3	0-3	0-0	0-0-0	1	1	0	1	0	0
N14	Santa Clara	7	1-2	0-1	0-0	0-0-0	3	0	1	0	0	2
N17	at San Diego	9	1-1	1-1	0-0	0-0-0	0	0	2	1	0	3
N22	Oral Roberts	4	0-0	0-0	0-0	0-0-0	0	0	2	0	0	0
D1	Utah Tech	9	2-3	1-1	0-0	0-2-2	1	0	1	0	0	5
D4	vs. San Francisco	13	0-2	0-1	0-0	0-0-0	1	1	0	0	0	0
D10	vs. Loyola Marymount	13	0-0	0-0	0-0	0-0-0	2	1	0	0	0	0
D15	Westminster College	22	6-10	5-9	0-1	0-1-1	1	0	0	0	1	17
D19	Weber State	6	0-1	0-0	2-2	0-0-0	1	0	0	0	0	2
D22	vs. Seattle	8	0-1	0-1	2-2	0-3-3	1	1	1	0	0	2
D23	vs. SMU	DNP-C										
D25	vs. Washington State	8	1-1	1-1	0-0	0-0-0	0	0	0	0	0	3
D31	Fresno State*	8	0-0	0-0	2-2	0-2-2	1	0	1	0	0	2
J3	at Air Force*	7	0-1	0-0	0-0	0-0-0	0	0	0	0	0	0
J7	at Boise State*	14	2-2	0-0	1-1	0-2-2	1	1	1	0	1	5
J10	Wyoming*	12	1-2	0-1	0-0	0-0-0	1	2	0	0	0	2
J13	at Nevada*	12	0-1	0-1	1-2	0-0-0	3	0	1	0	0	1
J17	UNLV*	17	1-2	0-0	2-2	0-1-1	3	1	0	0	1	4
J21	San José State*	11	2-3	1-1	0-0	0-0-0	0	1	1	0	1	5
J25	at San Diego State*	9	0-1	0-1	0-0	0-0-0	0	1	1	0	0	0
J28	at Fresno State*	15	1-3	1-1	0-0	2-1-3	2	2	1	0	0	3
F1	New Mexico*	10	0-0	0-0	0-0	0-1-1	0	0	0	0	1	0
F4	at Colorado State*	7	0-1	0-0	0-0	0-0-0	2	2	0	0	0	0
F8	San Diego State*	5	0-0	0-0	0-0	0-0-0	0	0	0	0	0	0
F11	at San José State*	19	0-1	0-0	0-0	0-0-0	2	1	1	0	0	0
F14	Air Force*	19	2-5	0-2	0-0	0-3-3	2	2	1	0	0	4
F18	Nevada*	17	3-4	2-2	2-2	0-1-1	0	1	1	2	1	10
F21	at Wyoming*	17	1-6	1-5	0-2	0-3-3	1	1	1	0	1	3
M1	at UNLV*	18	2-3	0-1	2-2	0-3-3	2	3	3	0	1	6
M4	Boise State*	14	1-4	0-3	0-0	0-0-0	1	1	1	0	0	2

^ = Starter / * = MW game

EYTLEROCK'S SEASON HIGHS

Points	17 vs Westminster (12/15/22)
FG Made	6 vs Westminster (12/15/22)
FG ATT	10 vs Westminster (12/15/22)
3PT FG Made	5 vs Westminster (12/15/22)
3PT FG ATT	9 vs Westminster (12/15/22)
FT Made	2 (6) at UNLV (3/1/23)
FT ATT	2 (7) at UNLV (3/1/23)
Rebounds	3 (5) at UNLV (3/1/23)
Assists	3 at UNLV (3/1/23)
Steals	1 (7) at UNLV (3/1/23)
Blocks	2 vs Nevada (2/18/23)
Minutes	22 vs Westminster (12/15/22)

EYTLEROCK'S CAREER HIGHS

Points	31 vs Vermont (3/10/20)
FG Made	10 at New Hampshire (1/10/21)
FG ATT	18 vs Vermont (3/10/20)
3PT FG Made	5 vs Westminster (12/15/22)
3PT FG ATT	9 vs Westminster (12/15/22)
FT Made	9 New Hampshire (3/7/20)
FT ATT	10 (3) New Hampshire (3/7/20)
Rebounds	10 at Albany (2/20/20)
Assists	7 (2) at Vermont (2/22/20)
Steals	4 at Georgetown (11/25/20)
Blocks	2 vs Nevada (2/18/23)
Minutes	42 Towson (12/11/18)

EYTLEROCK'S SEASON/CAREER SUPERLATIVES

Double-Figure Scoring:	2 times / 44 times
20-Plus Points:	- / 5 times
5-Plus Assists:	- / 10 times
5-Plus Rebounds:	- / 29 times
10-Plus Rebounds:	- / 1 time
Multiple Steals:	- / 14 times
Multiple Blocks:	1 time / 1 time
Double-Double:	- / 1 time

AWARD WINNING

Named to the America East all-rookie team as a freshman in 2018-19 after appearing in 31 games with 24 starts, recording 5.1 points, 2.7 rebounds and 1.8 assists per game.

DOUBLE DIGITS TO VICTORY

Eytlerock scored in double figures in nine game in the 2021-22 season as the Aggies won six of those games.

AGGIE DEBUT

Eytlerock made his Aggie debut in the 2021-22 season opener against UC Davis, scoring eight points and recording five assists, four rebounds, one block and one assist.

REUNITED AND IT FEELS SO GOOD

Eytlerock reunites with former UMBC and Barking Abbey teammate Dan Akin on the 2022-23 USU roster.

EARNING THE DEGREE

Eytlerock graduated from Utah State in the fall of 2022 with a bachelor's degree in sociology.

#11 MAX SHULGA

#11 Max Shulga

6-4 • 197 • Junior • Guard

Kyiv, Ukraine • Basketball School of Excellence (Torrelodones, Spain)

CAREER SUPERLATIVES

FT < 1 min 22-27	Charges Drawn 6	Dunks 1
---------------------	--------------------	------------

CAREER STATISTICS

	GP-GS	Min	Avg	FG-FGA	Pct	3FG-FGA	Pct	FT-FTA	Pct	Off	Def	Tot	Avg	PF	FO	A	TO	Blk	Stl	Pts	Avg
2020-21	23-0	156	6.8	13-38	.342	6-20	.300	5-6	.833	9	33	42	1.8	13	0	8	16	0	9	37	1.6
2021-22	32-2	438	13.7	42-82	.512	18-40	.450	38-49	.776	17	51	68	2.1	45	0	33	28	2	21	140	4.4
2022-23	31-31	952	30.7	113-255	.443	50-134	.373	99-122	.811	18	121	139	4.5	49	0	125	72	10	23	375	12.1
Total	86-33	1546	18.0	168-375	.448	74-194	.381	142-177	.802	44	205	249	2.9	107	0	166	116	12	53	552	6.4

SHULGA'S SEASON/CAREER SUPERLATIVES

Double-Figure Scoring:	21 times / 27 times
20-Plus Points:	2 times / 2 times
5-Plus Assists:	11 times / 11 times
Double-Figure Assists:	1 time / 1 time
5-Plus Rebounds:	13 times / 20 times
Double-Figure Rebounds:	3 times / 3 times
Multiple Steals:	5 times / 11 times
Multiple Blocks:	1 time / 1 time
Double-Double:	4 times / 4 times

LOCKED IN FROM DEEP

Shulga was 5-for-5 from 3-point range as he scored a career-high 20 points at San Diego (11/17/22). Overall, Shulga is just the seventh player in school history to have a perfect shooting percentage from behind the 3-point arc with a minimum of five attempts.

FIRST CAREER START

Shulga made the most of his first career start against Portland State, turning in career highs of 18 points, six field goals, eight field goal attempts, three 3-point field goals and 28 minutes, and logging season highs of five 3-point field goal attempts, seven rebounds and two steals in the 2021-22 campaign.

AGGIE DEBUT

Made his Aggie debut in the 2020-21 season opener against VCU at the Bad Boy Mowers Crossover Classic, pulling down two rebounds in four minutes of action.

REPRESENTING HIS HOMETOWN

Played for his native Ukraine at the FIBA U20 European Championships in the summer of 2022, opening the tournament recording team highs of 26 points, 10 rebounds and four assists, while shooting 52.9 percent (9-of-17) from the floor and connecting on 10-of-15 at the free throw line. He finished second on the team with 15 points and added six rebounds, four assists and a game-high two blocks in Ukraine's 71-69 victory over Lithuania, ranked No. 7 in the world by FIBA.

INTERNATIONAL FLAIR

Member of Ukraine's U20 and U18 teams at the 2020 European Championships that were ultimately canceled because of the COVID-19 pandemic. Played for Ukraine's U18 team at the 2019 FIBA European Championships, scoring in double figures in all but two games during the tournament.

MANY TONGUES

Shulga is fluent in Ukrainian, Russian, English and Spanish.

SHULGA GAME-BY-GAME IN 2022-23

Date	Opponent	MIN	FG	3FG	FT	O-D-T	PF	A	TO	B	S	TP
N7	Utah Valley	^28	4-9	2-4	4-4	1-6-7	3	0	1	1	0	14
N11	Bradley	^21	3-6	1-3	0-0	0-6-6	3	3	2	0	1	7
N14	Santa Clara	^25	3-10	1-5	1-2	0-6-6	1	4	1	0	3	8
N17	at San Diego	^36	6-7	5-5	3-6	0-4-4	1	5	3	0	0	20
N22	Oral Roberts	^35	2-9	2-6	4-4	2-8-10	0	7	4	1	1	10
D1	Utah Tech	^35	3-7	0-4	4-4	0-4-4	1	10	3	0	1	10
D4	vs. San Francisco	^32	5-8	1-3	5-5	1-5-6	4	4	1	0	2	16
D10	vs. Loyola Marymount	^30	3-10	1-4	11-13	2-3-5	3	4	2	0	2	18
D15	Westminster College	^27	4-9	3-8	0-0	0-3-3	0	8	4	0	0	11
D19	Weber State	^33	2-5	0-1	6-7	1-5-6	3	5	3	0	0	10
D22	vs. Seattle	^30	4-8	0-4	4-5	1-9-10	0	4	3	2	0	12
D23	vs. SMU	^34	5-11	3-6	5-5	0-1-1	2	4	2	0	1	18
D25	vs. Washington State	^21	4-6	2-3	1-1	0-4-4	3	3	1	0	1	11
D31	Fresno State*	^27	1-6	0-3	6-8	0-4-4	2	2	2	0	0	8
J3	at Air Force*	^24	4-7	1-2	2-3	0-3-3	1	2	4	0	0	11
J7	at Boise State*	^26	3-9	1-5	2-4	1-5-6	1	3	3	1	1	9
J10	Wyoming*	^35	6-10	2-2	0-0	0-2-2	1	6	2	1	0	14
J13	at Nevada*	^34	3-9	1-4	2-2	1-1-2	1	6	4	0	1	9
J17	UNLV*	^31	1-3	1-3	6-6	0-4-4	1	5	5	0	1	9
J21	San José State*	^35	6-8	2-4	1-2	1-4-5	2	3	1	0	0	15
J25	at San Diego State*	^22	3-9	2-8	0-0	1-0-1	3	2	0	0	0	8
J28	at Fresno State*	^21	0-4	0-2	2-2	0-2-2	4	1	1	0	1	2
F1	New Mexico*	^37	4-10	3-7	2-2	0-3-3	0	2	1	1	1	13
F4	at Colorado State*	^33	2-7	1-6	4-5	0-3-3	2	6	3	1	0	9
F8	San Diego State*	^35	2-11	0-3	3-6	1-2-3	2	1	3	0	2	7
F11	at San José State*	^32	4-8	3-4	2-3	0-0-0	0	5	1	0	0	13
F14	Air Force*	^37	8-16	5-8	8-9	2-5-7	0	3	0	0	0	29
F18	Nevada*	^35	5-12	2-6	1-2	1-9-10	2	4	3	0	0	13
F21	at Wyoming*	^35	3-7	2-6	3-4	1-3-4	1	3	3	1	2	11
M1	at UNLV*	^35	6-7	3-4	4-5	1-4-5	1	4	5	1	2	19
M4	Boise State*	^31	4-7	0-1	3-3	1-3-4	1	6	1	0	0	11

^ = Starter / * = MW game

SHULGA'S SEASON HIGHS

Points	29 vs Air Force (2/14/23)
FG Made	8 vs Air Force (2/14/23)
FG ATT	16 vs Air Force (2/14/23)
3PT FG Made	5 (2) vs Air Force (2/14/23)
3PT FG ATT	8 (2) vs Air Force (2/14/23)
FT Made	11 vs LMU (12/10/22)
FT ATT	13 vs LMU (12/10/22)
Rebounds	10 (3) vs Nevada (2/18/23)
Assists	10 vs Utah Tech (12/1/22)
Steals	3 vs Santa Clara (11/14/22)
Blocks	2 vs Seattle (12/22/22)
Minutes	37 (2) vs Air Force (2/14/23)

SHULGA'S CAREER HIGHS

Points	29 vs Air Force (2/14/23)
FG Made	8 vs Air Force (2/14/23)
FG ATT	16 vs Air Force (2/14/23)
3PT FG Made	5 (2) vs Air Force (2/14/23)
3PT FG ATT	8 (2) vs Air Force (2/14/23)
FT Made	11 vs LMU (12/10/22)
FT ATT	13 vs LMU (12/10/22)
Rebounds	10 (3) vs Nevada (2/18/23)
Assists	10 vs Utah Tech (12/1/22)
Steals	4 Nevada (2/28/21)
Blocks	2 vs Seattle (12/22/22)
Minutes	37 (2) vs Air Force (2/14/23)

#12 SZYMON ZAPALA

#12 Szymon Zapala

6-11 • 240 • Junior • Center

Zaborze, Poland • SMS PZkosz Wladyslawowo



CAREER SUPERLATIVES

FT < 1 min	Charges Drawn	Dunks
0-3	0	6

CAREER STATISTICS

	GP-GS	Min	Avg	FG-FGA	Pct	3FG-FGA	Pct	FT-FTA	Pct	Off	Def	Tot	Avg	PF	FO	A	TO	Blk	Stl	Pts	Avg
2020-21	13-0	49	3.8	4-12	.333	0-0	.000	6-12	.500	12	4	16	1.2	12	1	2	11	2	1	14	1.1
2021-22	21-0	112	5.3	13-20	.650	0-0	.000	6-13	.462	13	25	38	1.8	20	0	2	10	7	1	32	1.5
2022-23	10-0	43	4.3	3-4	.750	0-1	.000	1-3	.333	3	3	6	0.6	12	0	1	3	2	1	7	0.7
Total	44-0	204	4.6	20-36	.556	0-1	.000	13-28	.464	28	32	60	1.4	44	1	5	24	11	3	53	1.2

ZAPALA'S SEASON/CAREER SUPERLATIVES

Double-Figure Scoring:	-	/	1 time
20-Plus Points:	-	/	-
5-Plus Assists:	-	/	-
5-Plus Rebounds:	-	/	5 times

AGGIE DEBUT

Made his Aggie debut in the 2020-21 season opener against VCU at the Bad Boy Mowers Crossover Classic, scoring two points in only one minute of play.

INTERNATIONAL FLAIR

Played for Poland at the 2019 U18 European Championships, averaging 7.5 points, 5.1 rebounds and 1.0 blocks per game as his team finished second.

HOW DO YOU SAY THAT?

SHE mon Za PAH la

ZAPALA GAME-BY-GAME IN 2022-23

Date	Opponent	MIN	FG	3FG	FT	O-D-T	PF	A	TO	B	S	TP
N7	Utah Valley	DNP-C										
N11	Bradley	8	0-0	0-0	1-2	1-0-1	2	0	0	0	0	1
N14	Santa Clara	4	1-1	0-0	0-0	0-0-0	1	0	0	0	0	2
N17	at San Diego	DNP-C										
N22	Oral Roberts	DNP-C										
D1	Utah Tech	DNP-C										
D4	vs. San Francisco	DNP-C										
D10	vs. Loyola Marymount	DNP-C										
D15	Westminster College	14	0-1	0-1	0-1	1-2-3	4	1	1	2	0	0
D19	Weber State	DNP-C										
D22	vs. Seattle	3	0-0	0-0	0-0	0-1-1	1	0	0	0	0	0
D23	vs. SMU	DNP-C										
D25	vs. Washington St.	2	1-1	0-0	0-0	0-0-0	2	0	0	0	0	2
D31	Fresno State*	DNP-C										
J3	at Air Force*	DNP-C										
J7	at Boise State*	DNP-C										
J10	Wyoming*	1	0-0	0-0	0-0	0-0-0	0	0	0	0	0	0
J13	at Nevada*	DNP-C										
J17	UNLV*	3	0-0	0-0	0-0	0-0-0	0	0	1	0	0	0
J21	San José State*	DNP-C										
J25	at San Diego State*	5	1-1	0-0	0-0	1-0-1	1	0	0	0	0	2
J28	at Fresno State*	1	0-0	0-0	0-0	0-0-0	0	0	1	0	0	0
F1	New Mexico*	DNP-C										
F4	at Colorado State*	DNP-C										
F8	San Diego State*	DNP-C										
F11	at San José State*	DNP-C										
F14	Air Force*	DNP-C										
F18	Nevada*	DNP-C										
F21	at Wyoming*	DNP-C										
M1	at UNLV*	2	0-0	0-0	0-0	0-0-0	1	0	0	0	1	0
M4	Boise State*	DNP-C										

^ = Starter / * = MW game

ZAPALA'S SEASON HIGHS

ZAPALA'S CAREER HIGHS

Points	2 (2) vs Washington State (12/25/22)	10 Carroll College (11/29/21)
FG Made	1 (2) at San Diego State (1/25/23)	4 Carroll College (11/29/21)
FG ATT	1 (4) at San Diego State (1/25/23)	4 Carroll College (11/29/21)
3PT FG Made	-	-
3PT FG ATT	1 vs Westminster (12/15/22)	-
FT Made	1 vs Bradley (11/11/22)	2 (4) New Orleans (12/11/21)
FT ATT	2 vs Bradley (11/11/22)	4 (2) New Orleans (12/11/21)
Rebounds	3 vs Westminster (12/15/22)	6 (3) New Mexico (2/22/22)
Assists	1 vs Westminster (12/15/22)	2 Carroll College (11/29/21)
Steals	1 at UNLV (3/1/23)	1 (3) at UNLV (3/1/23)
Blocks	2 vs Westminster (12/15/22)	2 (2) vs Westminster (12/15/22)
Minutes	14 vs Westminster (12/15/22)	12 (2) at Boise State (2/19/22)

#13 CONNER GILLIS



#13 Conner Gillis

6-2 • 150 • Junior • Guard

Gastonia, North Carolina • Gaston Christian High School

CAREER SUPERLATIVES

FT < 1 min	Charges Drawn	Dunks
0-2	0	0

CAREER STATISTICS

	GP-GS	Min	Avg	FG-FGA	Pct	3FG-FGA	Pct	FT-FTA	Pct	Off	Def	Tot	Avg	PF	FO	A	TO	Blk	Stl	Pts	Avg
2021-22	6-0	11	1.8	1-2	.500	1-2	.500	0-2	.000	0	0	0	0.0	2	0	0	2	0	0	3	0.5
2022-23	6-0	9	1.5	0-2	.000	0-1	.000	0-0	.000	0	0	0	0.0	1	0	0	1	1	0	0	0.0
Total	12-0	20	1.7	1-4	.250	1-3	.333	0-2	.000	0	0	0	0.0	3	0	0	3	1	0	3	0.3

GILLIS' SEASON/CAREER SUPERLATIVES

Double-Figure Scoring:	-	/	-
20-Plus Points:	-	/	-
5-Plus Assists:	-	/	-
5-Plus Rebounds:	-	/	-

AGGIE DEBUT

Made his Aggie debut against New Mexico State in the 2021 Myrtle Beach Invitational, scoring three points in two minutes of action.

GILLIS GAME-BY-GAME IN 2022-23

Date	Opponent	MIN	FG	3FG	FT	O-D-T	PF	A	TO	B	S	TP
N7	Utah Valley	DNP-C										
N11	Bradley	DNP-C										
N14	Santa Clara	1	0-0	0-0	0-0	0-0-0	0	0	0	0	0	0
N17	at San Diego	DNP-C										
N22	Oral Roberts	DNP-C										
D1	Utah Tech	DNP-C										
D4	vs. San Francisco	DNP-C										
D10	vs. Loyola Marymount	DNP-C										
D15	Westminster College	3	0-1	0-0	0-0	0-0-0	1	0	0	0	0	0
D19	Weber State	DNP-C										
D22	vs. Seattle	2	0-1	0-1	0-0	0-0-0	0	0	1	0	0	0
D23	vs. SMU	DNP-C										
D25	vs. Washington St.	DNP-C										
D31	Fresno State*	DNP-C										
J3	at Air Force*	DNP-C										
J7	at Boise State*	DNP-C										
J10	Wyoming*	1	0-0	0-0	0-0	0-0-0	0	0	0	0	0	0
J13	at Nevada*	DNP-C										
J17	UNLV*	DNP-C										
J21	San José State*	DNP-C										
J25	at San Diego State*	DNP-C										
J28	at Fresno State*	1	0-0	0-0	0-0	0-0-0	0	0	0	0	0	0
F1	New Mexico*	DNP-C										
F4	at Colorado State*	DNP-C										
F8	San Diego State*	DNP-C										
F11	at San José State*	DNP-C										
F14	Air Force*	DNP-C										
F18	Nevada*	DNP-C										
F21	at Wyoming*	DNP-C										
M1	at UNLV*	1	0-0	0-0	0-0	0-0-0	0	0	0	1	0	0
M4	Boise State*	DNP-C										

^ = Starter / * = MW game

GILLIS' SEASON HIGHS

Points	-
FG Made	-
FG ATT	1 (2) vs Seattle (12/22/22)
3PT FG Made	-
3PT FG ATT	1 vs Seattle (12/22/22)
FT Made	-
FT ATT	-
Rebounds	-
Assists	-
Steals	-
Blocks	1 at UNLV (3/1/23)
Minutes	3 vs Westminster (12/15/22)

GILLIS' CAREER HIGHS

Points	3 vs New Mexico State (11/19/21)
FG Made	1 vs New Mexico State (11/19/21)
FG ATT	1 (2) vs Seattle (12/22/22)
3PT FG Made	1 vs New Mexico State (11/19/21)
3PT FG ATT	1 (3) vs Seattle (12/22/22)
FT Made	-
FT ATT	2 Carroll College (11/29/21)
Rebounds	-
Assists	-
Steals	-
Blocks	1 at UNLV (3/1/23)
Minutes	3 (2) vs Westminster (12/15/22)

#14 CONNOR ODOM



#14 Connor Odom

5-11 • 165 • Junior • Guard

Annapolis, Maryland • Archbishop Spalding High School

CAREER SUPERLATIVES

FT < 1 min	Charges Drawn	Dunks
0-0	0	0

CAREER STATISTICS

	GP-GS	Min	Avg	FG-FGA	Pct	3FG-FGA	Pct	FT-FTA	Pct	Off	Def	Tot	Avg	PF	FO	A	TO	Blk	Stl	Pts	Avg
2021-22	6-0	9	1.5	1-4	.250	1-2	.500	0-0	.000	1	1	2	0.3	1	0	0	1	0	0	3	0.5
2022-23	4-0	4	1.0	0-1	.000	0-0	.000	0-0	.000	0	0	0	0.0	1	0	0	0	0	0	0	0.0
Total	10-0	13	1.3	1-5	.200	1-2	.500	0-0	.000	1	1	2	0.2	2	0	0	1	0	0	3	0.3

ODOM'S SEASON/CAREER SUPERLATIVES

Double-Figure Scoring:	-	/	-
20-Plus Points:	-	/	-
5-Plus Assists:	-	/	-
5-Plus Rebounds:	-	/	-

PERRY WALLACE MOST COURAGEOUS AWARD

Odom was named a recipient of the 2023 Perry Wallace Most Courageous Award, sharing the honor with Saint Louis' Terrence Hargrove.

Odom earned the award after being open with the issues he has faced to help create a dialogue about the challenges shared by many other athletes. Odom and Hargrove will be honored at the upcoming Men's Final Four in Houston, Texas.

Odom has been open about dealing with the combination of Lyme Disease, anxiety and obsessive-compulsive disorder. When he was 13, he would shower for hours to feel clean and found it difficult to leave home. He lost an entire season of high school basketball to illness and has since walked on at Maryland and Utah State.

CHIP OFF THE OLD BLOCK

Odom is the oldest of two sons of USU head coach Ryan Odom.

AGGIE DEBUT

Made his Aggie debut at Nevada, playing in the final two minutes against the Wolf Pack, collecting one rebound and attempting one 3-point field goal in 2021-22.

ODOM GAME-BY-GAME IN 2022-23

Date	Opponent	MIN	FG	3FG	FT	O-D-T	PF	A	TO	B	S	TP
N7	Utah Valley	DNP-C										
N11	Bradley	DNP-C										
N14	Santa Clara	DNP-C										
N17	at San Diego	DNP-C										
N22	Oral Roberts	DNP-C										
D1	Utah Tech	DNP-C										
D4	vs. San Francisco	DNP										
D10	vs. Loyola Marymount	DNP										
D15	Westminster College	DNP										
D19	Weber State	DNP										
D22	vs. Seattle	1	0-0	0-0	0-0	0-0-0	0	0	0	0	0	0
D23	vs. SMU	DNP-C										
D25	vs. Washington St.	DNP-C										
D31	Fresno State*	DNP-C										
J3	at Air Force*	DNP-C										
J7	at Boise State*	DNP-C										
J10	Wyoming*	1	0-0	0-0	0-0	0-0-0	0	0	0	0	0	0
J13	at Nevada*	DNP-C										
J17	UNLV*	DNP-C										
J21	San José State*	DNP-C										
J25	at San Diego State*	DNP-C										
J28	at Fresno State*	1	0-0	0-0	0-0	0-0-0	0	0	0	0	0	0
F1	New Mexico*	DNP-C										
F4	at Colorado State*	DNP-C										
F8	San Diego State*	DNP-C										
F11	at San José State*	DNP-C										
F14	Air Force*	DNP-C										
F18	Nevada*	DNP-C										
F21	at Wyoming*	DNP-C										
M1	at UNLV*	1	0-1	0-0	0-0	0-0-0	1	0	0	0	0	0
M4	Boise State*	DNP-C										

^ = Starter / * = MW game

ODOM'S SEASON HIGHS

Points	-
FG Made	-
FG ATT	-
3PT FG Made	-
3PT FG ATT	-
FT Made	-
FT ATT	-
Rebounds	-
Assists	-
Steals	-
Blocks	-
Minutes	1 (3) at Fresno State (1/28/23)

ODOM'S CAREER HIGHS

Points	3 vs Air Force (3/9/22)
FG Made	1 vs Air Force (3/9/22)
FG ATT	1 (4) vs Air Force (3/9/22)
3PT FG Made	1 vs Air Force (3/9/22)
3PT FG ATT	1 (2) vs Air Force (3/9/22)
FT Made	-
FT ATT	-
Rebounds	1 (2) vs Air Force (3/9/22)
Assists	-
Steals	-
Blocks	-
Minutes	2 (4) vs Air Force (3/9/22)

#15 RYLAN JONES

#15 Rylan Jones

6-0 • 178 • Senior • Guard
Holladay, Utah • Olympus HS/Utah



CAREER SUPERLATIVES (AT USU)

FT < 1 min	Charges Drawn	Dunks
8-9	41	0

CAREER STATISTICS

	GP-GS	Min	Avg	FG-FGA	Pct	3FG-FGA	Pct	FT-FTA	Pct	Off	Def	Tot	Avg	PF	FO	A	TO	Blk	Stl	Pts	Avg
2019-20*	28-28	881	31.5	78-195	.400	49-127	.386	63-73	.863	5	77	82	2.9	77	2	125	76	1	41	268	9.6
2020-21*	17-15	419	24.6	25-70	.357	12-40	.300	12-17	.706	6	25	31	1.8	48	2	68	19	1	20	74	4.4
2021-22	31-22	838	27.0	77-177	.435	25-82	.305	23-26	.885	6	75	81	2.6	80	4	139	54	1	36	202	6.5
2022-23	13-10	256	19.7	18-49	.367	10-28	.357	9-15	.600	2	15	17	1.3	29	0	43	16	1	10	55	4.2
Total	89-75	2387	26.8	198-491	.403	96-277	.347	107-131	.817	19	192	211	2.4	234	8	375	165	4	107	599	6.7

* - at Utah

JONES GAME-BY-GAME IN 2022-23

Date	Opponent	MIN	FG	3FG	FT	O-D-T	PF	A	TO	B	S	TP
N7	Utah Valley	^24	2-6	1-1	1-2	0-2-2	0	8	0	0	1	6
N11	Bradley	^14	0-2	0-1	0-0	1-1-2	4	1	3	0	0	0
N14	Santa Clara	^27	3-6	3-6	0-0	0-2-2	3	8	0	1	0	9
N17	at San Diego	^11	1-2	0-1	0-0	0-0-0	3	3	1	0	0	2
N22	Oral Roberts	^33	3-9	2-5	2-4	0-1-1	4	7	3	0	2	10
D1	Utah Tech	^4	0-1	0-1	0-0	0-0-0	1	0	0	0	0	0
D4	vs. San Francisco	DNP-I										
D10	vs. Loyola Marymount	DNP-I										
D15	Westminster College	DNP-I										
D19	Weber State	22	2-2	1-1	1-1	0-0-0	1	0	1	0	1	6
D22	vs. Seattle	20	1-3	1-3	0-0	0-3-3	4	3	3	0	1	3
D23	vs. SMU	15	0-1	0-1	0-0	0-1-1	2	3	1	0	0	0
D25	vs. Washington State	^28	4-7	1-2	0-1	0-2-2	1	4	1	0	1	9
D31	Fresno State*	^16	0-2	0-1	2-2	0-0-0	3	3	3	0	1	2
J3	at Air Force*	^25	0-1	0-1	2-2	1-1-2	3	3	0	0	2	2
J7	at Boise State*	^17	2-7	1-4	1-3	0-2-2	0	0	0	0	1	6
J10	Wyoming*	DNP-I										
J13	at Nevada*	DNP-I										
J17	UNLV*	DNP-I										
J21	San José State*	DNP-I										
J25	at San Diego State*	DNP-I										
J28	at Fresno State*	DNP-I										
F1	New Mexico*	DNP-I										
F4	at Colorado State*	DNP-I										
F8	San Diego State*	DNP-I										
F11	at San José State*	DNP-I										
F14	Air Force*	DNP-I										
F18	Nevada*	DNP-I										
F21	at Wyoming*	DNP-I										
M1	at UNLV*	DNP-I										
M4	Boise State*	DNP-I										

^ = Starter / * = MW game

JONES' SEASON HIGHS

Points	10 vs Oral Roberts (11/22/22)
FG Made	4 vs. Washington State (12/25/22)
FG ATT	9 vs Oral Roberts (11/22/22)
3PT FG Made	3 vs Santa Clara (11/14/22)
3PT FG ATT	6 vs Santa Clara (11/14/22)
FT Made	2 (2) vs Fresno State (12/31/22)
FT ATT	4 vs Oral Roberts (11/22/22)
Rebounds	3 vs Seattle (12/22/22)
Assists	8 (2) vs Santa Clara (11/14/22)
Steals	2 (2) at Air Force (1/3/23)
Blocks	1 vs Santa Clara (11/14/22)
Minutes	33 vs Oral Roberts (11/22/22)

JONES' CAREER HIGHS

Points	25 BYU (12/4/19)
FG Made	9 BYU (12/4/19)
FG ATT	15 BYU (12/4/19)
3PT FG Made	5 vs New Mexico State (11/19/21)
3PT FG ATT	11 at UCLA (2/2/20)
FT Made	10 vs Penn (11/18/21)
FT ATT	10 (2) vs Penn (11/18/21)
Rebounds	10 Mississippi Valley State (11/8/19)
Assists	11 (2) New Orleans (12/11/21)
Steals	5 (2) Idaho State (12/8/20)
Blocks	1 (4) vs Santa Clara (11/14/22)
Minutes	47 vs Penn (11/18/21)

JONES' SEASON/CAREER SUPERLATIVES

Double-Figure Scoring:	1 time / 23 times
20-Plus Points:	- / 3 times
5-Plus Assists:	3 times / 37 times
10-Plus Assists:	- / 3 times
5-Plus Rebounds:	- / 5 times
10-Plus Rebounds:	- / 1 time
Double-Double:	- / 1 time
Triple-Double:	- / 1 time
Multiple Steals:	1 time / 27 times

PERFECT AT THE LINE

Jones was a perfect 6-for-6 from the line with less than a minute to play in the 2021-22 season.

TAKING AWAY THE CREDIT CARD

Jones led the Aggies with 27 charges taken in the 2021-22 season.

TWO-TIME UTAH MR. BASKETBALL

Jones is one of only three players in the history of the state that have been named Utah's Mr. Basketball in back-to-back years, joining Tyler Haws (BYU) and Jeff Johnson (Utah).

BACK TO HIS ROOTS

Jones returns to Cache Valley where he attended his freshman year in high school at Logan High School.

AGGIE BASKETBALL ROOTS

Jones' father, Chris, was an assistant coach for the Aggies from 2009-16.

AGGIE DEBUT

Jones made his Aggie debut in the 2021-22 season opener against UC Davis, scoring eight points and recording team highs of six assists and three steals in 29 minutes.

#20 ISAAC JOHNSON

#20 ISAAC JOHNSON

7-0 • 235 • Sophomore • Center
 American Fork, Utah • American Fork HS/Oregon

CAREER SUPERLATIVES (AT USU)		
FT < 1 min	Charges Drawn	Dunks
-	-	-

	CAREER STATISTICS																				
	GP-GS	Min	Avg	FG-FGA	Pct	3FG-FGA	Pct	FT-FTA	Pct	Off	Def	Tot	Avg	PF	FO	A	TO	Blk	Stl	Pts	Avg
2021-22*	14-0	74	5.3	14-23	.609	0-1	.000	5-9	.556	4	12	16	1.1	19	0	3	8	0	0	33	2.4
2022-23	-	-	-	-	-	-	-	-	-	-	-	-	-	-	-	-	-	-	-	-	-
Total	14-0	74	5.3	14-23	.609	0-1	.000	5-9	.556	4	12	16	1.1	19	0	3	8	0	0	33	2.4

* - at Oregon



JOHNSON GAME-BY-GAME IN 2022-23

Date	Opponent	MIN	FG	3FG	FT	O-D-T	PF	A	TO	B	S	TP
N7	Utah Valley	DNP-RS										
N11	Bradley	DNP-RS										
N14	Santa Clara	DNP-RS										
N17	at San Diego	DNP-RS										
N22	Oral Roberts	DNP-RS										
D1	Utah Tech	DNP-RS										
D4	vs. San Francisco	DNP-RS										
D10	vs. Loyola Marymount	DNP-RS										
D15	Westminster College	DNP-RS										
D19	Weber State	DNP-RS										
D22	vs. Seattle	DNP-RS										
D23	vs. SMU	DNP-RS										
D25	vs. Washington St.	DNP-RS										
D31	Fresno State*	DNP-RS										
J3	at Air Force*	DNP-RS										
J7	at Boise State*	DNP-RS										
J10	Wyoming*	DNP-RS										
J13	at Nevada*	DNP-RS										
J17	UNLV*	DNP-RS										
J21	San José State*	DNP-RS										
J25	at San Diego State*	DNP-RS										
J28	at Fresno State*	DNP-RS										
F1	New Mexico*	DNP-RS										
F4	at Colorado State*	DNP-RS										
F8	San Diego State*	DNP-RS										
F11	at San José State*	DNP-RS										
F14	Air Force*	DNP-RS										
F18	Nevada*	DNP-RS										
F21	at Wyoming*	DNP-RS										
M1	at UNLV*	DNP-RS										
M4	Boise State*	DNP-RS										

^ = Starter / * = MW game

	JOHNSON'S SEASON HIGHS	JOHNSON'S CAREER HIGHS
Points	-	8 vs. Chaminade (11/22/21)
FG Made	-	4 vs. Chaminade (11/22/21)
FG ATT	-	4 (3) vs. Portland (12/15/21)
3PT FG Made	-	-
3PT FG ATT	-	1 vs. Houston (11/24/21)
FT Made	-	3 vs. Houston (11/24/21)
FT ATT	-	3 vs. Houston (11/24/21)
Rebounds	-	2 (6) vs. Oregon State (1/29/22)
Assists	-	1 (3) vs. Chaminade (11/22/21)
Steals	-	-
Blocks	-	-
Minutes	-	12 vs. Montana (11/29/21)

JOHNSON'S SEASON/CAREER SUPERLATIVES

Double-Figure Scoring:	-	/	-
20-Plus Points:	-	/	-
5-Plus Assists:	-	/	-
5-Plus Rebounds:	-	/	-
Multiple Steals:	-	/	-

WHITE SHIRTS, BLACK TAGS

Johnson is one of five returned missionaries for The Church of Jesus Christ of Latter-day Saints on the Utah State roster, serving in Ohio.

BACK TO HIS ROOTS

Johnson returns to the Beehive State after spending a season at the University of Oregon. Johnson prepped at American Fork High School (Utah), where he was ranked the No. 53 recruit in ESPN's 2019 top-100 recruit list, and earned third-team all-state honors by the *Deseret News*.

#21 MASON FALSLEV



#21 MASON FALSLEV

6-3 • 190 • Freshman • Guard
Benson, Utah • Sky View HS

CAREER SUPERLATIVES

FT < 1 min	Charges Drawn	Dunks
-	-	-

CAREER STATISTICS

	GP-GS	Min	Avg	FG-FGA	Pct	3FG-FGA	Pct	FT-FTA	Pct	Off	Def	Tot	Avg	PF	FO	A	TO	Blk	Stl	Pts	Avg	
2022-23	-	-	-	-	-	-	-	-	-	-	-	-	-	-	-	-	-	-	-	-	-	-
Total	-	-	-	-	-	-	-	-	-	-	-	-	-	-	-	-	-	-	-	-	-	-

FALSLEV'S SEASON/CAREER SUPERLATIVES

Double-Figure Scoring:	-	/	-
20-Plus Points:	-	/	-
5-Plus Assists:	-	/	-
5-Plus Rebounds:	-	/	-
Multiple Steals:	-	/	-

FALSLEV GAME-BY-GAME IN 2022-23

Date	Opponent	MIN	FG	3FG	FT	O-D-T	PF	A	TO	B	S	TP
N7	Utah Valley	DNP-RS										
N11	Bradley	DNP-RS										
N14	Santa Clara	DNP-RS										
N17	at San Diego	DNP-RS										
N22	Oral Roberts	DNP-RS										
D1	Utah Tech	DNP-RS										
D4	vs. San Francisco	DNP-RS										
D10	vs. Loyola Marymount	DNP-RS										
D15	Westminster College	DNP-RS										
D19	Weber State	DNP-RS										
D22	vs. Seattle	DNP-RS										
D23	vs. SMU	DNP-RS										
D25	vs. Washington St.	DNP-RS										
D31	Fresno State*	DNP-RS										
J3	at Air Force*	DNP-RS										
J7	at Boise State*	DNP-RS										
J10	Wyoming*	DNP-RS										
J13	at Nevada*	DNP-RS										
J17	UNLV*	DNP-RS										
J21	San José State*	DNP-RS										
J25	at San Diego State*	DNP-RS										
J28	at Fresno State*	DNP-RS										
F1	New Mexico*	DNP-RS										
F4	at Colorado State*	DNP-RS										
F8	San Diego State*	DNP-RS										
F11	at San José State*	DNP-RS										
F14	Air Force*	DNP-RS										
F18	Nevada*	DNP-RS										
F21	at Wyoming*	DNP-RS										
M1	at UNLV*	DNP-RS										
M4	Boise State*	DNP-RS										

^ = Starter / * = MW game

	FALSLEV'S SEASON HIGHS	FALSLEV'S CAREER HIGHS
Points	-	-
FG Made	-	-
FG ATT	-	-
3PT FG Made	-	-
3PT FG ATT	-	-
FT Made	-	-
FT ATT	-	-
Rebounds	-	-
Assists	-	-
Steals	-	-
Blocks	-	-
Minutes	-	-

WHITE SHIRTS, BLACK TAGS

Falslev is one of five returned missionaries for The Church of Jesus Christ of Latter-day Saints on the Utah State roster, serving in Brazil.

HOMETOWN KID

Falslev is one of two Cache Valley natives on the Utah State roster, graduating from Sky View High School.

ALL IN THE FAMILY

Mason is not the only Falslev on a Utah State basketball team as his cousin, Kinley, is a junior on the women's team.

AWARD WINNING

Falslev was named Named *The Herald Journal* Male Scholar-Athlete of the Year in 2020. Falslev earned back-to-back 4A state MVP honors in basketball and was the 2019 4A MVP in football. He led SVHS to 2019 state titles in football and basketball, and a runner-up finish in basketball during the 2020 season.

#23 TAYLOR FUNK

#23 TAYLOR FUNK

6-9 • 220 • Graduate • Forward
Lancaster, Pennsylvania • Manheim Central HS/Saint Joseph's



CAREER SUPERLATIVES (AT USU)

FT < 1 min	Charges Drawn	Dunks
6-6	5	9

CAREER STATISTICS

	GP-GS	Min	Avg	FG-FGA	Pct	3FG-FGA	Pct	FT-FTA	Pct	Off	Def	Tot	Avg	PF	FO	A	TO	Blk	Stl	Pts	Avg
2017-18*	32-21	920	28.8	127-298	.426	84-213	.394	41-49	.837	33	123	156	4.9	72	1	43	34	15	25	379	11.8
2018-19*	33-24	905	27.4	102-272	.375	54-177	.305	19-26	.731	36	144	180	5.5	73	0	44	34	15	20	277	8.4
2019-20*	7-7	210	30.0	26-65	.400	11-44	.250	3-9	.333	15	21	36	5.1	17	0	16	10	7	2	66	9.4
2020-21*	20-20	644	32.2	119-247	.482	52-147	.354	57-68	.838	36	77	113	5.7	55	1	30	28	15	15	347	17.4
2021-22*	28-28	1014	36.2	117-288	.406	76-204	.373	60-69	.870	41	144	185	6.6	43	0	49	42	9	24	370	13.2
2022-23	30-30	910	30.3	144-319	.451	71-187	.380	37-41	.902	36	126	162	5.4	60	1	50	40	18	27	396	13.2
Total	150-130	4603	30.7	635-1489	.426	348-972	.358	217-262	.828	197	635	832	5.5	320	3	232	188	79	113	1835	12.2

* at Saint Joseph's

FUNK GAME-BY-GAME IN 2022-23

Date	Opponent	MIN	FG	3FG	FT	O-D-T	PF	A	TO	B	S	TP
N7	Utah Valley	^30	8-15	2-7	0-0	3-11-14	2	2	2	1	0	18
N11	Bradley	^23	4-9	2-4	3-4	3-5-8	3	0	2	3	2	13
N14	Santa Clara	^27	9-16	4-6	0-0	3-9-12	1	3	0	0	5	22
N17	at San Diego	^39	6-14	5-10	3-4	2-4-6	3	1	2	2	1	20
N22	Oral Roberts	^32	6-11	6-8	0-0	1-4-5	2	4	1	0	0	18
D1	Utah Tech	^36	6-12	5-10	3-3	2-6-8	3	7	2	1	1	20
D4	vs. San Francisco	^34	4-14	2-7	3-3	1-6-7	0	1	2	0	0	13
D10	vs. Loyola Marymount	^37	3-11	0-4	0-0	0-10-10	3	0	2	1	0	6
D15	Westminster College	DNP-1										
D19	Weber State	^28	4-13	2-9	0-0	1-4-5	1	1	0	0	1	10
D22	vs. Seattle	^24	4-9	3-7	0-0	0-1-1	2	2	0	1	1	11
D23	vs. SMU	^28	3-12	0-7	1-1	1-0-1	1	2	2	0	0	7
D25	vs. Washington State	^29	5-10	2-5	0-0	0-3-3	3	3	2	1	0	12
D31	Fresno State*	^18	2-8	0-6	0-0	0-1-1	1	0	1	0	0	4
J3	at Air Force*	^29	6-11	2-4	2-2	1-1-2	1	0	1	0	1	16
J7	at Boise State*	^28	5-8	4-5	0-0	0-3-3	4	1	2	1	0	14
J10	Wyoming*	^33	7-13	4-8	4-4	2-3-5	2	3	3	1	0	22
J13	at Nevada*	^37	6-12	3-7	0-0	3-7-10	0	1	0	0	2	15
J17	UNLV*	^32	7-11	6-9	0-0	2-4-6	0	5	6	2	0	20
J21	San José State*	^32	2-5	1-2	3-3	0-1-1	1	2	1	1	0	8
J25	at San Diego State*	^33	8-13	4-9	2-3	0-4-4	0	1	0	0	3	22
J28	at Fresno State*	^33	3-11	1-6	2-2	0-3-3	1	2	1	0	0	9
F1	New Mexico*	^29	3-11	0-5	3-3	4-3-7	3	2	2	0	0	9
F4	at Colorado State*	^31	8-13	5-9	0-0	1-2-3	1	2	0	0	1	21
F8	San Diego State*	^33	4-9	2-4	1-2	1-8-9	2	0	1	3	2	11
F11	at San José State*	^29	2-8	0-6	0-0	0-2-2	3	0	0	0	1	4
F14	Air Force*	^29	2-7	1-6	0-0	0-5-5	2	3	0	0	1	5
F18	Nevada*	^32	4-12	0-6	3-3	2-4-6	3	0	1	0	1	11
F21	at Wyoming*	^31	3-6	1-3	2-2	0-3-3	3	1	1	0	3	9
M1	at UNLV*	^24	1-3	0-2	0-0	1-3-4	5	0	2	0	0	2
M4	Boise State*	^29	9-12	4-6	2-2	2-6-8	4	1	1	0	1	24

^ = Starter / * = MW game

FUNK'S SEASON HIGHS

FUNK'S CAREER HIGHS

Points	22 (3) at San Diego State (1/25/23)	36 vs. Dayton (2/24/21)
FG Made	9 (2) vs Boise State (3/4/23)	11 (2) at Rhode Island (1/3/21)
FG ATT	16 vs Santa Clara (11/14/22)	21 at Rhode Island (1/3/21)
3PT FG Made	6 (2) vs UNLV (1/17/23)	8 vs. Georgetown (11/26/21)
3PT FG ATT	10 (2) vs Utah Tech (12/1/22)	15 vs. St. John's (NY) (12/20/17)
FT Made	4 vs Wyoming (1/10/23)	11 (2) vs. VCU (1/22/22)
FT ATT	4 (3) vs Wyoming (1/10/23)	11 (2) vs. VCU (1/22/22)
Rebounds	14 vs Utah Valley (11/7/22)	14 (2) vs Utah Valley (11/7/22)
Assists	7 vs Utah Tech (12/1/22)	7 (2) vs Utah Tech (12/1/22)
Steals	5 vs Santa Clara (11/14/22)	5 vs Santa Clara (11/14/22)
Blocks	3 (2) vs San Diego State (2/8/23)	3 (4) vs San Diego State (2/8/23)
Minutes	39 at San Diego (11/17/22)	46 at George Mason (1/20/21)

FUNK'S SEASON/CAREER SUPERLATIVES

Double-Figure Scoring:	21 times / 94 times
20-Plus Points:	8 times / 24 times
5-Plus Assists:	2 times / 4 times
5-Plus Rebounds:	17 times / 94 times
10-Plus Rebounds:	4 times / 14 times
Double-Double:	3 times / 9 times
Multiple Steals:	5 times / 24 times

AGGIE DEBUT

Funk made his Utah State debut starting in the season-opener against Utah Valley (Nov. 7), as he logged a double-double with 18 points and a career-high-tying 14 rebounds in 30 minutes.

ATLANTIC 10 STANDOUT

Funk finished among the top-20 of the Atlantic 10 in scoring, averaging 13.2 points per game, during the 2021-22 season. He finished second in the Atlantic 10 each of the last two years in 3-point field goal makes, averaging 2.6 per game as a junior and 2.7 as a senior. Last season, Funk ranked among the top 15 in the A-10, pulling down 6.6 rebounds per game.

EARNING THE DEGREES

Funk earned a bachelor's degree in communications and a graduate certificate in business at Saint Joseph's. He is currently pursuing a second bachelor's in anthropology at Utah State.

#24 Zee Hamoda

6-7 • 170 • Sophomore • Forward
Riffa, Bahrain • Bridgton Academy



CAREER SUPERLATIVES

FT < 1 min	Charges Drawn	Dunks
1-1	1	6

CAREER STATISTICS

	GP-GS	Min	Avg	FG-FGA	Pct	3FG-FGA	Pct	FT-FTA	Pct	Off	Def	Tot	Avg	PF	FO	A	TO	Blk	Stl	Pts	Avg
2021-22	28-0	220	7.9	28-77	.364	10-41	.244	6-10	.600	5	26	31	1.1	26	0	15	18	6	7	72	2.6
2022-23	30-0	431	14.4	53-128	.414	20-55	.364	14-17	.824	16	58	74	2.5	48	0	21	39	8	10	140	4.7
Total	58-0	651	11.2	81-205	.395	30-96	.313	20-27	.741	21	84	105	1.8	74	0	36	57	14	17	212	3.7

HAMODA GAME-BY-GAME IN 2022-23

Date	Opponent	MIN	FG	3FG	FT	O-D-T	PF	A	TO	B	S	TP
N7	Utah Valley	19	1-6	0-1	1-2	1-2-3	3	0	0	1	0	3
N11	Bradley	22	4-7	3-4	4-4	0-4-4	3	2	1	2	1	15
N14	Santa Clara	17	0-7	0-3	2-2	0-3-3	1	3	1	1	1	2
N17	at San Diego	16	4-8	1-3	0-0	0-2-2	2	1	1	1	1	9
N22	Oral Roberts	16	2-3	1-2	2-2	0-3-3	3	1	1	1	0	7
D1	Utah Tech	22	1-5	0-3	0-0	0-1-1	4	3	3	0	0	2
D4	vs. San Francisco	25	3-9	1-3	0-0	1-6-7	1	1	2	1	0	7
D10	vs. Loyola Marymount	11	2-3	0-0	0-0	0-2-2	1	0	2	0	0	4
D15	Westminster College	25	10-12	6-7	2-3	0-4-4	2	3	2	0	4	28
D19	Weber State	17	1-4	0-1	0-0	0-4-4	0	0	2	0	0	2
D22	vs. Seattle	21	4-5	1-2	0-0	2-1-3	3	0	1	0	0	9
D23	vs. SMU	21	1-5	0-4	0-0	2-4-6	3	0	3	0	0	2
D25	vs. Washington State	6	0-3	0-0	0-0	1-0-1	1	0	0	0	0	0
D31	Fresno State*	24	5-6	3-3	0-0	1-3-4	2	2	2	0	1	13
J3	at Air Force*	15	4-5	0-0	1-2	1-2-3	2	0	4	0	0	9
J7	at Boise State*	19	0-5	0-2	0-0	1-2-3	2	1	2	1	1	0
J10	Wyoming*	12	2-5	1-1	0-0	0-3-3	2	0	1	0	0	5
J13	at Nevada*	7	0-3	0-2	0-0	0-1-1	2	0	1	0	0	0
J17	UNLV*	DNP-I										
J21	San José State*	12	1-3	1-1	0-0	0-1-1	2	0	2	0	0	3
J25	at San Diego State*	15	0-2	0-2	0-0	1-1-2	1	0	0	0	0	0
J28	at Fresno State*	17	1-4	0-1	2-2	2-3-5	1	1	1	0	0	4
F1	New Mexico*	6	0-2	0-0	0-0	1-0-1	0	0	2	0	0	0
F4	at Colorado State*	12	1-3	1-3	0-0	0-1-1	1	0	2	0	1	3
F8	San Diego State*	9	1-3	0-2	0-0	1-0-1	0	1	1	0	0	2
F11	at San José State*	8	0-1	0-0	0-0	0-1-1	1	0	1	0	0	0
F14	Air Force*	5	0-1	0-1	0-0	0-0-0	0	0	0	0	0	0
F18	Nevada*	1	0-0	0-0	0-0	0-0-0	0	0	0	0	0	0
F21	at Wyoming*	6	1-1	0-0	0-0	0-2-2	1	0	0	0	0	2
M1	at UNLV*	15	4-5	1-2	0-0	0-2-2	1	1	1	0	0	9
M4	Boise State*	10	0-2	0-2	0-0	1-0-1	3	1	0	0	0	0

^ = Starter / * = MW game

HAMODA'S SEASON HIGHS

Points	28 vs Westminster (12/15/22)
FG Made	10 vs Westminster (12/15/22)
FG ATT	12 vs Westminster (12/15/22)
3PT FG Made	6 vs Westminster (12/15/22)
3PT FG ATT	7 vs Westminster (12/15/22)
FT Made	4 vs Bradley (11/11/22)
FT ATT	4 vs Bradley (11/11/22)
Rebounds	7 vs. San Francisco (12/4/22)
Assists	3 (3) vs Westminster (12/15/22)
Steals	4 vs Westminster (12/15/22)
Blocks	2 vs Bradley (11/11/22)
Minutes	25 (2) vs Westminster (12/15/22)

HAMODA'S CAREER HIGHS

Points	28 vs Westminster (12/15/22)
FG Made	10 vs Westminster (12/15/22)
FG ATT	12 vs Westminster (12/15/22)
3PT FG Made	6 vs Westminster (12/15/22)
3PT FG ATT	7 vs Westminster (12/15/22)
FT Made	4 vs Bradley (11/11/22)
FT ATT	4 (2) vs Bradley (11/11/22)
Rebounds	7 vs. San Francisco (12/4/22)
Assists	3 (4) vs Westminster (12/15/22)
Steals	4 vs Westminster (12/15/22)
Blocks	2 (3) vs Bradley (11/11/22)
Minutes	25 (2) vs Westminster (12/15/22)

HAMODA'S SEASON/CAREER SUPERLATIVES

Double-Figure Scoring:	3 times	/	5 times
20-Plus Points:	1 time	/	1 time
5-Plus Assists:	-	/	-
5-Plus Rebounds:	3 times	/	3 times
Multiple Blocks:	1 time	/	3 times
Multiple Steals:	1 time	/	2 times

FIRST FROM BAHRAIN

Hamoda is the first NCAA Division I men's basketball player from Bahrain.

LEARNED IT FROM WATCHING YOU

Hamoda grew up watching the NBA on TV and became a strong Los Angeles Lakers fan. His number (#24) matches his favorite NBA player, Kobe Bryant.

AGGIE DEBUT

Hamoda made his Utah State debut in the 2021-22 season opener against UC Davis, appearing in three minutes of action.

HOW DO YOU SAY THAT?

ZEE ha MOE da

#30 DAN AKIN



#30 DAN AKIN

6-9 • 225 • Graduate • Forward
 London, England • Barking Abbey/UMBC/Cal Baptists

CAREER SUPERLATIVES (AT USU)

FT < 1 min 10-15	Charges Drawn 9	Dunks 40
---------------------	--------------------	-------------

CAREER STATISTICS

	GP-GS	Min	Avg	FG-FGA	Pct	3FG-FGA	Pct	FT-FTA	Pct	Off	Def	Tot	Avg	PF	FO	A	TO	Blk	Stl	Pts	Avg
2017-18*	36-20	608	16.9	48-74	.649	0-0	.000	30-74	.405	48	73	121	3.4	79	1	12	36	8	12	126	3.5
2018-19*	7-6	184	26.3	20-37	.541	0-0	.000	12-28	.429	23	33	56	8.0	16	0	6	16	0	5	52	7.4
2019-20*	32-30	670	21.0	72-129	.558	0-0	.000	34-88	.386	50	110	160	5.0	86	2	13	39	16	14	178	5.6
2020-21*	16-5	359	22.4	44-77	.571	0-0	.000	38-73	.521	31	72	103	6.4	42	0	12	19	12	6	126	7.9
2021-22#	34-33	914	26.9	112-210	.533	0-1	.000	142-205	.693	67	207	274	8.1	108	6	50	80	35	25	366	10.8
2022-23	31-1	840	27.1	129-194	.665	1-1	1.000	117-163	.718	47	164	211	6.8	86	1	27	51	22	15	376	12.1
Total	156-95	3575	22.9	425-721	.589	1-2	.500	373-631	.591	266	659	925	5.9	417	10	120	241	93	77	1224	7.8

* at UMBC / # at Cal Baptist

AKIN GAME-BY-GAME IN 2022-23

Date	Opponent	MIN	FG	3FG	FT	O-D-T	PF	A	TO	B	S	TP
N7	Utah Valley	27	3-4	0-0	0-4	0-5-5	3	1	5	0	0	6
N11	Bradley	22	4-5	0-0	2-3	2-9-11	2	2	2	0	0	10
N14	Santa Clara	26	5-7	0-0	3-3	1-4-5	4	1	2	2	1	13
N17	at San Diego	35	7-11	0-0	7-11	5-10-15	3	0	2	1	0	21
N22	Oral Roberts	26	3-5	0-0	6-8	0-9-9	0	0	0	0	1	12
D1	Utah Tech	31	6-7	0-0	3-5	0-5-5	1	1	0	1	1	15
D4	vs. San Francisco	33	8-11	0-0	3-5	3-2-5	2	0	1	0	2	19
D10	vs. Loyola Marymount	21	4-7	0-0	6-6	0-3-3	4	0	1	1	0	14
D15	Westminster College	^29	4-6	0-0	2-3	0-2-2	2	0	2	0	0	10
D19	Weber State	31	3-6	0-0	6-11	0-10-10	2	1	1	1	0	12
D22	vs. Seattle	27	5-9	0-0	5-7	1-7-8	3	0	1	1	0	15
D23	vs. SMU	26	1-4	0-0	6-6	2-5-7	3	2	1	0	0	8
D25	vs. Washington State	22	5-5	0-0	0-1	1-2-3	4	1	4	2	0	10
D31	Fresno State*	32	2-7	0-0	7-9	3-10-13	2	0	0	1	1	11
J3	at Air Force*	29	2-5	0-0	5-8	1-6-7	2	0	0	2	0	9
J7	at Boise State*	23	2-5	0-0	1-4	1-2-3	4	0	0	0	1	5
J10	Wyoming*	28	7-12	0-0	2-2	3-12-15	3	0	0	2	0	16
J13	at Nevada*	28	2-7	0-0	4-5	4-3-7	4	1	2	0	0	8
J17	UNLV*	29	3-4	0-0	3-4	2-7-9	2	1	3	0	0	9
J21	San José State*	24	5-5	0-0	3-5	2-5-7	2	1	2	1	0	13
J25	at San Diego State*	31	6-7	0-0	3-5	4-6-10	4	1	1	1	2	15
J28	at Fresno State*	29	8-10	1-1	6-7	3-5-8	2	0	2	3	0	23
F1	New Mexico*	27	4-6	0-0	8-9	2-4-6	3	5	1	0	0	16
F4	at Colorado State*	27	3-4	0-0	5-6	1-5-6	3	1	2	0	0	11
F8	San Diego State*	26	1-1	0-0	5-6	1-2-3	5	0	2	0	1	7
F11	at San José State*	27	5-8	0-0	2-2	1-2-3	4	2	3	1	1	12
F14	Air Force*	24	2-4	0-0	2-2	1-8-9	1	1	2	0	0	6
F18	Nevada*	26	5-6	0-0	2-3	1-6-7	3	1	2	0	0	12
F21	at Wyoming*	28	5-6	0-0	1-2	1-5-6	2	0	2	1	0	11
M1	at UNLV*	15	5-5	0-0	3-5	1-2-3	4	1	1	0	3	13
M4	Boise State*	31	4-5	0-0	6-6	0-2-2	3	3	4	1	1	14

^ = Starter / * = MW game

AKIN'S SEASON HIGHS

Points	23 at Fresno State (1/28/23)
FG Made	8 (2) at Fresno State (1/28/23)
FG ATT	12 vs Wyoming (1/10/23)
3PT FG Made	1 at Fresno State (1/28/23)
3PT FG ATT	1 (2) at Fresno State (1/28/23)
FT Made	8 vs New Mexico (2/1/23)
FT ATT	11 (2) vs Weber State (12/19/22)
Rebounds	15 (2) vs Wyoming (1/10/23)
Assists	5 vs New Mexico (2/1/23)
Steals	3 at UNLV (3/1/23)
Blocks	3 at Fresno State (1/28/23)
Minutes	35 at San Diego (11/17/22)

AKIN'S CAREER HIGHS

Points	24 at UC Riverside (12/12/21)
FG Made	10 at UC Riverside (12/12/21)
FG ATT	13 vs. Utah Tech (1/12/22)
3PT FG Made	1 at Fresno State (1/28/23)
3PT FG ATT	1 (2) at Fresno State (1/28/23)
FT Made	12 at Tarleton State (1/20/22)
FT ATT	15 vs. Utah Tech (1/12/22)
Rebounds	17 at UTRGV (2/12/22)
Assists	5 (2) vs New Mexico (2/1/23)
Steals	3 (5) at UNLV (3/1/23)
Blocks	6 at Tarleton State (12/12)
Minutes	40 vs. Seattle U (1/17/22)

AKIN'S SEASON/CAREER SUPERLATIVES

Double-Figure Scoring:	23 times / 61 times
20-Plus Points:	2 times / 5 times
5-Plus Assists:	1 time / 2 times
5-Plus Blocks:	- / 1 time
5-Plus Rebounds:	24 times / 94 times
10-Plus Rebounds:	6 times / 26 times
Double-Double:	6 times / 21 times
Multiple Steals:	3 times / 15 times

AGGIE DEBUT

Akin made his Utah State debut in the season-opener against Utah Valley (Nov. 7), logging six points and five rebounds in 27 minutes of action.

AWARD WINNING

Akin was named to the 2017-18 America East All-Rookie Team and was a member of the all-tournament team.

MARK IN HISTORY

Akin previously played under current USU head coach Ryan Odom at UMBC. He was on the squad and scored the first basket in UMBC's historic NCAA Tournament victory over top-seeded Virginia during the 2017-18 season.

REUNITED AND IT FEELS SO GOOD

Akin reunites with former UMBC and Barking Abbey teammate RJ Eytte-Rock on the 2022-23 USU roster.

EARNING THE DEGREES

Akin earned a bachelor's degree in sociology at UMBC and master's in kinesiology at Cal Baptist. He is currently pursuing a second bachelor's degree in agricultural systems technology at Utah State.

#32 TREVIN DORIUS

#32 Trevin Dorius

7-1 • 240 • Senior • Center
Heber City, Utah • Wasatch High School

CAREER SUPERLATIVES

FT < 1 min	Charges Drawn	Dunks
4-6	4	57

CAREER STATISTICS

	GP-GS	Min	Avg	FG-FGA	Pct	3FG-FGA	Pct	FT-FTA	Pct	Off	Def	Tot	Avg	PF	FO	A	TO	Blk	Stl	Pts	Avg
2019-20	25-3	216	8.6	28-54	.519	0-0	.000	12-31	.387	26	38	64	2.6	33	0	5	13	9	4	68	2.7
2020-21	25-0	189	7.6	22-41	.537	0-0	.000	7-17	.412	27	40	67	2.7	34	0	7	17	12	14	51	2.0
2021-22	30-1	243	8.1	31-52	.596	0-0	.000	20-34	.588	27	50	77	2.6	52	1	4	11	11	8	82	2.7
2022-23	31-31	428	13.8	78-132	.591	0-0	.000	32-48	.667	54	64	118	3.8	68	2	7	29	31	14	188	6.1
Total	111-35	1076	9.7	159-279	.570	0-0	.000	71-130	.546	134	192	326	2.9	187	3	23	70	63	40	389	3.5

DORIUS' SEASON/CAREER SUPERLATIVES

Double-Figure Scoring:	6 times	/	10 times
20-Plus Points:	-	/	-
5-Plus Assists:	-	/	-
5-Plus Rebounds:	9 times	/	25 times
10-Plus Rebounds:	-	/	2 times
Double-Double:	-	/	1 time
Multiple Blocks:	6 times	/	13 times

WHITE SHIRTS, BLACK TAGS

Dorius is one of five returned missionaries for The Church of Jesus Christ of Latter-day Saints on the Utah State roster, serving in Scottsdale, Arizona, from 2017-19.

GOOD GENETICS

Dorius' parents were each collegiate athletes as his father played basketball at Snow Junior College, while his mother was a swimmer at BYU.

AGGIE DEBUT

Made his Aggie debut in the 2019-20 opener against Montana State, scoring two points and pulling down two rebounds in five minutes of action.

HAPPY WIFE, HAPPY LIFE

Dorius is one of two married players on the team and married his wife, Kalley, in May 2022.

EARNING THE DEGREES

Dorius earned a bachelor's degree in management at USU before earned his master's of business administration from Utah State in the fall of 2022.

DORIUS GAME-BY-GAME IN 2022-23

Date	Opponent	MIN	FG	3FG	FT	O-D-T	PF	A	TO	B	S	TP
N7	Utah Valley	^14	0-2	0-0	0-0	2-0-2	0	0	1	1	0	0
N11	Bradley	^18	3-6	0-0	0-0	1-5-6	2	0	0	0	0	6
N14	Santa Clara	^14	4-5	0-0	3-4	2-1-3	0	0	1	0	1	11
N17	at San Diego	^10	1-2	0-0	0-0	1-0-1	2	0	1	1	0	2
N22	Oral Roberts	^13	2-4	0-0	0-0	2-1-3	1	1	0	1	0	4
D1	Utah Tech	^10	1-2	0-0	0-0	1-3-4	1	0	0	0	1	2
D4	vs. San Francisco	^7	1-1	0-0	2-2	0-1-1	4	0	1	0	0	4
D10	vs. Loyola Marymount	^19	3-6	0-0	1-2	3-5-8	2	1	0	1	0	7
D15	Westminster College	^15	3-5	0-0	1-2	2-0-2	2	0	1	1	1	7
D19	Weber State	^9	0-1	0-0	0-0	0-1-1	3	0	0	2	0	0
D22	vs. Seattle	^8	1-3	0-0	0-1	1-2-3	1	0	0	2	0	2
D23	vs. SMU	^13	3-4	0-0	0-0	4-5-9	4	1	0	2	0	6
D25	vs. Washington State	^21	4-6	0-0	4-6	3-1-4	2	2	0	0	2	12
D31	Fresno State*	^8	2-3	0-0	3-4	3-0-3	1	0	0	1	0	7
J3	at Air Force*	^11	2-2	0-0	0-0	1-3-4	1	0	0	0	1	4
J7	at Boise State*	^18	3-5	0-0	0-0	0-3-3	2	0	0	2	0	6
J10	Wyoming*	^9	1-2	0-0	0-0	0-4-4	3	0	0	1	0	2
J13	at Nevada*	^14	3-6	0-0	5-6	2-3-5	5	0	1	2	1	11
J17	UNLV*	^17	4-6	0-0	2-3	0-0-0	4	0	1	1	1	10
J21	San José State*	^18	4-8	0-0	0-0	3-1-4	1	0	2	2	1	8
J25	at San Diego State*	^15	1-2	0-0	0-0	1-2-3	3	0	3	2	0	2
J28	at Fresno State*	^10	3-4	0-0	0-0	2-1-3	4	1	1	1	1	6
F1	New Mexico*	^20	2-5	0-0	3-6	4-2-6	3	0	1	1	2	7
F4	at Colorado State*	^16	2-2	0-0	3-4	3-3-6	0	0	3	1	0	7
F8	San Diego State*	^19	3-4	0-0	1-2	2-1-3	1	0	1	2	1	7
F11	at San José State*	^12	5-8	0-0	1-1	1-4-5	4	0	0	0	0	11
F14	Air Force*	^16	7-11	0-0	3-4	4-3-7	3	0	2	0	1	17
F18	Nevada*	^14	2-2	0-0	0-0	2-1-3	2	1	3	1	0	4
F21	at Wyoming*	^10	2-4	0-0	0-0	2-2-4	2	0	2	1	0	4
M1	at UNLV*	^18	4-8	0-0	0-0	2-5-7	5	0	3	1	0	8
M4	Boise State*	^11	2-3	0-0	0-1	0-1-1	0	0	1	1	0	4

^ = Starter / * = MW game

DORIUS' SEASON HIGHS

Points	17 vs Air Force (2/14/23)
FG Made	7 vs Air Force (2/14/23)
FG ATT	11 vs Air Force (2/14/23)
3PT FG Made	-
3PT FG ATT	-
FT Made	5 at Nevada (1/13/23)
FT ATT	6 (2) vs New Mexico (2/1/23)
Rebounds	9 vs SMU (12/23/22)
Assists	2 vs Washington State (12/25/22)
Steals	2 (2) vs New Mexico (2/1/23)
Blocks	2 (8) vs San Diego State (2/8/23)
Minutes	21 vs Washington State (12/25/22)

DORIUS' CAREER HIGHS

Points	17 vs Air Force (2/14/23)
FG Made	7 vs Air Force (2/14/23)
FG ATT	11 vs Air Force (2/14/23)
3PT FG Made	-
3PT FG ATT	-
FT Made	5 at Nevada (1/13/23)
FT ATT	7 UC Davis (1/19/21)
Rebounds	11 St. Katherine (12/10/19)
Assists	2 (3) vs Washington State (12/25/22)
Steals	3 San José State (12/21/20)
Blocks	2 (15) vs San Diego State (2/8/23)
Minutes	24 St. Katherine (12/10/19)

2022-23 UTAH STATE BOX SCORES

GAME 1 UTAH VALLEY AT UTAH STATE NOVEMBER 7, 2022 • DEE GLEN SMITH SPECTRUM

Utah Valley (0-1,0-0 WAC) vs- Utah St. (1-0,0-0 Mountain West)
11/07/22 at Dee Glen Smith Spectrum, Logan, UT

Date: 11/07/22
Time: 7:00 PM
Attendance: 6,540
Site: Dee Glen Smith Spectrum, Logan, UT
Referee: Nate Nelson, Mike Kirkbride, Jeff Malton

#	Player	Scores By Period										Total
		1	2	3		4		OT		FT		
Utah Valley		28	30	58		88		126		156		56
Utah St.		41	34	75		109		143		177		75

Team Summary	FG	3PT	FT
First Half	10-30 30.0%	2-10 20.0%	6-8 75.0%
Second Half	10-29 34.5%	3-9 33.3%	9-12 75.0%
Total	20-59 34.5%	5-19 26.3%	15-20 75.0%

Technical Fouls: (2) Harrison, Justin
Lead Changed: 5 time(s)
Second Chance Points: 6
Points off Turnovers: 9
Score Tied: 8 time(s)
Bench Points: 20
Points in the Paint: 28
Largest Lead: 0 0
Fast Break Points: 6

#	Player	GS	MIN	FG	3PT	FT	ORB-DRG	REB	PF	A	TO	BLK	STL	PTS
22	Baird, Sean	0	29	8-18	2-2	1-2	2-5	7	2	1	0	1	0	19
01	Fisher, Taylor	0	30	8-15	2-7	0-0	3-11	14	2	2	2	1	0	18
11	Shufko, Alex	0	28	4-9	2-4	4-4	1-6	7	3	0	1	1	0	14
15	Jones, Ryan	0	24	2-6	1-1	1-2	0-2	2	0	0	0	0	0	6
32	Dorkas, Trevin	0	14	0-2	0-0	0-0	2-0	2	0	0	1	1	0	0
03	Ashworth, Steven	0	23	3-9	1-4	2-2	1-5	6	2	5	0	0	0	9
30	Alkin, Daniel	0	27	3-4	0-0	0-4	0-5	5	3	1	5	0	0	6
24	Hamoda, Zee	0	19	1-5	0-1	1-2	3-2	3	3	0	0	1	0	3
05	Eytle-Rock, RJ	0	6	0-0	0-0	0-0	0-0	0	1	0	0	0	0	0
TM TEAM		0	0-0	0-0	0-0	0-1	1	0	0	1	0	0	0	0
Totals		-	200	29-64	8-19	9-18	16-37	47	18	9	9	6	1	75

Team Summary	FG	3PT	FT
First Half	15-30 50.0%	5-9 55.6%	6-13 46.15%
Second Half	14-34 41.18%	3-10 30.0%	9-13 69.23%
Total	29-64 45.6%	8-19 42.1%	15-26 57.7%

Technical Fouls: none
Lead Changed: 6 time(s)
Second Chance Points: 12
Points off Turnovers: 14
Score Tied: 8 time(s)
Bench Points: 18
Points in the Paint: 30
Largest Lead: 0 0
Fast Break Points: 5

GAME 2 BRADLEY AT UTAH STATE NOVEMBER 11, 2022 • DEE GLEN SMITH SPECTRUM

Bradley (1-1,0-0 MVC) vs- Utah St. (2-0,0-0 Mountain West)
11/11/22 at Dee Glen Smith Spectrum, Logan, UT

Date: 11/11/22
Time: 7:00 PM
Attendance: 6,975
Site: Dee Glen Smith Spectrum, Logan, UT
Referee: Jon Stiglione, Jim Schipper, Brent Neuss

#	Player	Scores By Period										Total
		1	2	3		4		OT		FT		
Utah Valley		28	30	58		88		126		156		56
Utah St.		41	34	75		109		143		177		75

Team Summary	FG	3PT	FT
First Half	8-25 32.00%	3-8 37.50%	19-16 81.25%
Second Half	12-38 31.6%	5-13 38.5%	1-6 16.67%
Total	20-59 34.5%	8-21 38.1%	14-22 63.6%

Technical Fouls: (1) Hamoda, Zee
Lead Changed: 0 time(s)
Second Chance Points: 5
Points off Turnovers: 11
Score Tied: 1 time(s)
Bench Points: 18
Points in the Paint: 22
Largest Lead: 0 0
Fast Break Points: 4

#	Player	GS	MIN	FG	3PT	FT	ORB-DRG	REB	PF	A	TO	BLK	STL	PTS
21	Dennis, Dale	0	25	5-13	3-8	2-3	0-1	3	4	3	2	0	1	15
03	Montgomery, Zak	0	29	5-9	2-2	0-0	1-2	3	2	0	1	1	1	12
14	Leons, Mavey	0	29	1-6	1-4	3-4	0-6	6	2	1	2	1	3	6
35	Hannah, Darius	0	17	2-3	0-0	2-2	0-2	2	5	0	1	0	1	6
10	Hickson, Connor	0	38	2-15	0-6	1-2	0-1	1	2	2	2	0	2	5
22	Henry, Ja'Shon	0	25	2-7	0-0	3-6	4-5	9	2	1	2	0	2	7
29	Talbot, Kevin	0	14	2-5	2-3	0-0	1-2	3	3	1	1	1	1	6
25	Bitew, Gerson	0	22	1-1	0-0	2-2	1-2	3	3	0	0	0	0	4
01	Wheaters, James "Pop"	0	5	0-1	0-0	1-3	0-0	0	0	0	0	0	0	1
34	Linke, Connor	0	1	0-0	0-0	0-0	0-0	0	0	0	0	0	0	0
TM TEAM		0	0-0	0-0	0-0	2-1	3	0	0	0	0	0	0	0
Totals		-	200	20-58	6-23	14-22	9-22	31	23	10	11	3	0	62

Team Summary	FG	3PT	FT
First Half	13-31 41.94%	6-13 46.15%	13-16 81.25%
Second Half	12-38 31.6%	5-13 38.5%	1-6 16.67%
Total	25-59 42.4%	11-26 42.3%	14-22 63.6%

Technical Fouls: none
Lead Changed: 0 time(s)
Second Chance Points: 9
Points off Turnovers: 18
Score Tied: 1 time(s)
Bench Points: 64
Points in the Paint: 22
Largest Lead: 0 0
Fast Break Points: 2

GAME 3 SANTA CLARA AT UTAH STATE NOVEMBER 14, 2022 • DEE GLEN SMITH SPECTRUM

Santa Clara (2-1,0-0 WCC) vs- Utah St. (3-0,0-0 Mountain West)
11/14/22 at Dee Glen Smith Spectrum, Logan, UT

Date: 11/14/22
Time: 7:00 PM
Attendance: 6,540
Site: Dee Glen Smith Spectrum, Logan, UT
Referee: Rick O'Neill, Randy Richardson, DG Nelson

#	Player	Scores By Period										Total
		1	2	3		4		OT		FT		
Utah Valley		28	30	58		88		126		156		56
Utah St.		41	34	75		109		143		177		75

Team Summary	FG	3PT	FT
First Half	15-36 41.67%	3-10 30.0%	3-3 100.0%
Second Half	11-30 36.67%	4-12 33.3%	12-18 66.67%
Total	26-66 39.4%	7-22 31.8%	15-21 71.4%

Technical Fouls: none
Lead Changed: 6 time(s)
Second Chance Points: 5
Points off Turnovers: 14
Score Tied: 2 time(s)
Bench Points: 30
Points in the Paint: 30
Largest Lead: 0 0
Fast Break Points: 5

#	Player	GS	MIN	FG	3PT	FT	ORB-DRG	REB	PF	A	TO	BLK	STL	PTS
23	Runk, Taylor	0	27	4-16	4-6	0-0	8-9	12	1	3	0	0	5	22
32	Dorkas, Trevin	0	14	4-5	0-0	3-4	2-1	3	0	0	1	0	1	11
15	Jones, Ryan	0	27	3-6	3-6	0-0	0-2	2	3	0	0	1	0	9
02	Baird, Sean	0	24	0-4	0-2	2-2	4-2	2	2	2	0	0	0	0
11	Shufko, Alex	0	25	3-10	1-5	1-2	0-6	6	1	1	1	0	0	9
03	Ashworth, Steven	0	27	6-9	4-6	2-2	0-5	5	2	4	1	0	1	16
30	Alkin, Daniel	0	26	7-9	0-0	3-3	1-4	5	4	1	2	2	1	18
24	Hamoda, Zee	0	17	0-7	0-3	2-2	0-3	3	1	3	1	1	2	2
05	Eytle-Rock, RJ	0	7	1-2	0-1	0-0	0-0	0	3	0	1	0	0	2
12	Zapala, Symon	0	4	1-1	0-0	0-0	0-0	0	1	0	0	0	0	2
00	Bradley, Lawson	0	1	0-0	0-0	0-0	0-0	0	0	0	0	0	0	0
13	Gillis, Connor	0	1	0-0	0-0	0-0	0-0	0	0	0	0	0	0	0
TM TEAM		0	0-0	0-0	0-0	0-1	1	0	0	0	0	0	0	0
Totals		-	200	34-70	12-31	12-16	8-33	41	18	25	9	4	12	90

Team Summary	FG	3PT	FT
First Half	19-40 47.50%	8-20 40.0%	4-6 66.67%
Second Half	15-30 50.0%	4-11 36.4%	8-11 72.73%
Total	34-70 48.6%	12-31 38.7%	12-17 70.6%

Technical Fouls: (1) Baird, Sean, (1) Dorkas, Trevin
Lead Changed: 6 time(s)
Second Chance Points: 11
Points off Turnovers: 11
Score Tied: 2 time(s)
Bench Points: 32
Points in the Paint: 44
Largest Lead: 0 0
Fast Break Points: 22

GAME 4 UTAH STATE AT SAN DIEGO NOVEMBER 17, 2022 • SAN DIEGO, CALIFORNIA

Utah St. (4-0,0-0 Mountain West) vs- San Diego (2-1,0-0 WCC)
11/17/22 at Jerry Craig Pavilion, San Diego, CA

Date: 11/17/22
Time: 7:00 PM
Attendance: 954
Site: Jerry Craig Pavilion, San Diego, CA
Referee: Ian Caldwell, Neuss Endresser, Mike Reed

#	Player	Scores By Period										Total
		1	2	3		4		OT		FT		
Utah Valley		28	30	58		88		126		156		56
Utah St.		41	34	75		109		143		177		75

Team Summary	FG	3PT	FT
First Half	11-26 42.3%	4-11 36.4%	4-6 66.67%
Second Half	15-29 51.72%	8-16 50.0%	10-16 62.50%
OT 1	5-6 83.3%	2-2 100.0%	3-5 60.0%
Total	31-60 51.7%	14-29 48.3%	17-28 60.7%

Technical Fouls: none
Lead Changed: 15 time(s)
Second Chance Points: 20
Points off Turnovers: 18
Score Tied: 10 time(s)
Bench Points: 48
Points in the Paint: 32
Largest Lead: 0 0
Fast Break Points: 7

#	Player	GS	MIN	FG	3PT	FT	ORB-DRG	REB	PF	A	TO	BLK	STL	PTS
23	Runk, Taylor	0	39	6-14	5-10	3-4	2-4	6	3	1	2	2	1	20
11	Shufko, Alex	0	36	6-7	5-5	3-6	0-4	4	1	5	3	0	0	20
02	Baird, Sean	0	35	3-6	0-1	0-2	0-4	4	2	4	0	0	0	6
15	Jones, Ryan	0	11	1-2	0-1	0-0	0-0	0	3	3	1	0	0	2
32	Dorkas, Trevin	0	10	1-2	0-0	0-0	1-0	1	2	0	1	1	0	2
30	Alkin, Daniel	0	35	7-11	0-0	7-11	5-10	15	3	0	2	1	0	21
09	Ashworth, Steven	0	29	2-9	2-8	2-4	0-4	4	1	9	1	0	0	10
24	Hamoda, Zee	0	16	4-8	1-3	0-0	0-2	2	2	1	1	1	1	9
05	Eytle-Rock, RJ	0	9	1-1	1-0	0-0	0-0	0	0	0	2	1	0	3
TM TEAM		0	0-0	0-0	0-0	5-0	5	0	0	0	0	0	0	0
Totals		-	226	31-60	14-29	17-28	19-28	41	17	21	17	6	2	91

Team Summary	FG	3PT	FT
First Half	13-31 41.94%	4-12 33.3%	4-6 66.67%
Second Half	16-26 61.54%	7-13 53.8%	8-11 72.73%
OT 1	4-5 80.0%	2-2 100.0%	1-1 100.0%
Total	33-62 53.2%	13-27 48.1%	13-18 72.2%

Technical Fouls: (1) Runk, Taylor, (1) Shufko, Alex
Lead Changed: 15 time(s)
Second Chance Points: 11
Points off Turnovers: 21
Score Tied: 10 time(s)
Bench Points: 6
Points in the Paint: 26
Largest Lead: 0 0
Fast Break Points: 18

2022-23 UTAH STATE BOX SCORES

GAME 5

ORAL ROBERTS AT UTAH STATE NOVEMBER 22, 2022 • DEE GLEN SMITH SPECTRUM

Oral Roberts (3-3, D-D Summit League) vs Utah St. (9-0, 0-0 Mountain West)
11/22/22 at Dee Glen Smith Spectrum, Logan, UT

Date: 11/22/22
Time: 7:00 PM
Attendance: 1,990
Site: Dee Glen Smith Spectrum, Logan, UT
Referee: Mike Koshinsky, Kate Harris, Mike Sappiers

Score By Period	1	2	Total
Oral Roberts	40	45	85
Utah St.	49	46	95

Oral Roberts 85

#	Player	GS	MIN	FG	3PT	FT	ORB-DRB	REB	PF	A	TO	BLK	STL	PTS
10	McBride, Isaac	*	34	7-12	6-7	0-0	0-1	1	3	4	1	0	2	19
35	Mansour, Cameron	*	30	7-18	3-9	1-2	2-10	12	1	1	2	4	1	18
03	Adams, Max	*	39	5-12	1-6	6-6	1-4	6	5	4	5	0	0	17
02	Thompson, Kareem	*	31	4-6	3-4	0-0	2-1	3	1	1	1	1	1	11
11	Jarresa, Corlee	*	30	4-12	1-2	2-2	0-1	1	3	4	2	0	2	11
20	Phipps, Trey		14	1-2	0-1	2-2	0-2	2	3	0	0	0	0	4
14	Weaver, DeShon		11	1-2	1-2	0-0	0-2	2	0	1	1	0	0	3
32	Mwamba, Patrick		11	1-2	0-0	0-0	0-2	2	3	0	3	0	1	2
TM TEAM			0	0-0	0-0	0-0	0-1	1	0	0	0	0	0	0
Totals			200	30-66	14-31	11-12	6-24	29	19	15	15	6	7	85

Team Summary	FG	3PT	FT
First Half	14-32 43.75%	8-18 44.44%	4-4 100.0%
Second Half	16-34 47.06%	6-13 46.15%	7-8 87.50%
Total	30-66 45.6%	14-31 45.2%	11-12 91.7%

Technical Fouls: (1) Adams, Max, (1) Mwamba, Patrick
Lead Changed: 3 times(s) Second Chance Points: 5 Scores Tied: 6 time(s) Points in the Paint: 26 Fast Break Points: 10
Largest Lead: 0 0

Utah St. 95

#	Player	GS	MIN	FG	3PT	FT	ORB-DRB	REB	PF	A	TO	BLK	STL	PTS
23	Funk, Taylor	*	32	6-11	6-8	0-0	1-4	5	2	4	1	0	0	18
11	Shulga, Max	*	35	3-9	2-6	4-4	2-8	10	0	7	4	1	1	10
18	Jones, Ryan	*	33	3-9	2-5	2-4	0-1	1	4	7	3	0	2	10
02	Bainstow, Sean	*	15	2-4	0-1	0-0	0-4	4	3	1	5	0	1	4
32	Dorius, Trevin	*	18	2-4	0-0	0-0	2-1	3	1	1	0	0	4	
03	Ashworth, Steven	*	26	9-11	8-9	4-5	0-1	1	1	4	2	0	0	30
30	Akin, Dan	*	26	3-5	0-0	6-8	0-3	9	0	0	0	0	1	12
24	Hamoda, Zee		16	2-3	1-2	2-2	0-3	3	3	1	1	0	0	7
05	Eytle-Rock, RJ		4	0-0	0-0	0-0	0-0	0	0	0	2	0	0	0
TM TEAM			0	0-0	0-0	0-0	1-1	2	0	0	1	0	0	0
Totals			200	29-56	19-31	18-23	8-32	38	14	25	19	3	5	95

Team Summary	FG	3PT	FT
First Half	17-30 56.67%	13-16 81.25%	4-4 100.0%
Second Half	12-26 46.15%	6-15 40.00%	14-19 73.68%
Total	29-56 51.8%	19-31 61.3%	18-23 78.3%

Technical Fouls: (1) Funk, Taylor
Lead Changed: 3 times(s) Second Chance Points: 13 Scores Tied: 6 time(s) Points in the Paint: 16 Fast Break Points: 9
Largest Lead: 0 0

GAME 6

UTAH TECH AT UTAH STATE DECEMBER 1, 2022 • DEE GLEN SMITH SPECTRUM

Utah Tech (3-5, 0-0 WAC) vs Utah St. (6-0, 0-0 Mountain West)
12/01/22 at Dee Glen Smith Spectrum, Logan, UT

Date: 12/01/22
Time: 7:00 PM
Attendance: 6,777
Site: Dee Glen Smith Spectrum, Logan, UT
Referee: Ryan Holmes, Tommy Johnson, Tommy Nunez

Score By Period	1	2	Total
Utah Tech	36	45	81
Utah St.	36	50	86

Utah Tech 81

#	Player	GS	MIN	FG	3PT	FT	ORB-DRB	REB	PF	A	TO	BLK	STL	PTS
03	Gooden, Cameron	*	35	9-16	5-7	6-8	0-3	3	3	5	2	0	1	29
11	Gonsalves, Noa	*	36	5-10	3-7	2-2	0-1	1	0	0	2	0	1	15
24	Nicolds, Jacob	*	20	2-3	1-2	3-4	0-2	2	3	2	2	0	0	8
21	Pope, Isaiah	*	29	2-9	2-5	0-0	0-3	3	1	2	3	0	1	6
30	Christensen, Tanner	*	21	2-2	0-0	0-0	3-5	8	4	2	1	1	0	4
14	Leiter, Danzell		20	5-6	1-1	6-8	3-1	4	4	3	0	0	2	17
02	Edmonds, Trey		11	0-3	0-0	2-2	0-4	4	2	0	1	0	0	2
22	Staine, Frank		17	0-1	0-0	0-0	0-1	1	2	1	2	0	0	0
40	Allfrey, Trevon		8	0-2	0-1	0-0	0-1	1	0	0	2	0	0	0
23	Wright, Hagen		3	0-0	0-0	0-0	0-1	1	1	0	0	0	0	0
TM TEAM			0	0-0	0-0	0-0	1-1	2	0	0	0	0	0	0
Totals			200	25-52	12-23	19-24	7-23	30	20	15	15	1	5	81

Team Summary	FG	3PT	FT
First Half	12-23 52.17%	5-9 55.56%	7-7 100.00%
Second Half	13-29 44.83%	7-14 50.00%	12-17 70.59%
Total	25-52 48.1%	12-23 52.2%	19-24 79.2%

Technical Fouls: (1) Gooden, Cameron
Lead Changed: 24 times(s) Second Chance Points: 13 Scores Tied: 9 times(s) Points in the Paint: 18 Fast Break Points: 0
Largest Lead: 0 0

Utah St. 86

#	Player	GS	MIN	FG	3PT	FT	ORB-DRB	REB	PF	A	TO	BLK	STL	PTS
23	Funk, Taylor	*	36	6-12	5-10	3-3	2-6	8	3	7	2	1	1	20
11	Shulga, Max	*	35	3-7	0-4	4-4	0-4	4	1	10	3	0	1	10
02	Bainstow, Sean	*	20	2-4	0-0	1-2	0-1	1	3	0	2	0	1	5
32	Dorius, Trevin	*	11	1-2	0-0	0-0	1-3	4	1	0	0	0	1	2
15	Jones, Ryan	*	4	0-1	0-1	0-0	0-0	0	0	1	0	0	0	0
03	Ashworth, Steven	*	32	9-14	7-12	2-2	0-2	2	4	3	1	0	1	27
30	Akin, Dan	*	31	6-7	0-0	3-5	0-5	5	1	1	0	1	1	15
05	Eytle-Rock, RJ	*	9	2-3	1-1	0-0	0-2	2	1	0	1	0	0	5
24	Hamoda, Zee	*	22	1-5	0-3	0-0	0-1	1	4	3	3	0	0	2
TM TEAM			0	0-0	0-0	0-0	1-1	2	0	0	0	0	0	0
Totals			200	30-55	13-31	13-16	4-25	29	19	24	12	2	6	86

Team Summary	FG	3PT	FT
First Half	12-26 46.15%	6-17 35.29%	6-7 85.71%
Second Half	18-29 62.07%	7-14 50.00%	12-17 70.59%
Total	30-55 54.5%	13-31 41.9%	18-24 75.0%

Technical Fouls: none
Lead Changed: 24 times(s) Second Chance Points: 2 Scores Tied: 9 times(s) Points in the Paint: 26 Fast Break Points: 7
Largest Lead: 0 0

GAME 7

UTAH STATE VS SAN FRANCISCO DECEMBER 4, 2022 • SAN FRANCISCO, CALIFORNIA

Utah St. (7-0, 0-0 Mountain West) vs San Francisco (7-2, 0-0 WCC)
12/04/22 at Chase Center, San Francisco, CA

Date: 12/04/22
Time: 8:30 PM
Site: Chase Center, San Francisco, CA
Referee: Scott Brown, Randy Richardson, Derek White

Score By Period	1	2	Total
Utah St.	44	38	82
San Francisco	30	34	64

Utah St. 82

#	Player	GS	MIN	FG	3PT	FT	ORB-DRB	REB	PF	A	TO	BLK	STL	PTS
11	Shulga, Max	*	32	5-9	1-3	6-6	1-5	6	4	1	0	2	16	
23	Funk, Taylor	*	34	4-14	2-7	3-3	1-6	7	0	1	2	0	0	13
02	Bainstow, Sean	*	21	6-7	0-1	0-0	0-1	1	4	1	1	0	1	12
03	Ashworth, Steven	*	35	4-10	1-4	2-3	0-1	1	2	3	0	0	2	11
32	Dorius, Trevin	*	7	1-1	0-0	2-2	0-1	1	4	0	1	0	4	
30	Akin, Dan	*	33	8-11	0-0	3-5	3-2	5	2	0	1	0	2	19
24	Hamoda, Zee	*	26	3-9	1-3	0-0	1-6	7	1	1	2	1	0	7
05	Eytle-Rock, RJ	*	13	0-2	0-1	0-0	0-0	0	1	1	0	0	0	0
TM TEAM			0	0-0	0-0	0-0	2-0	2	0	0	0	0	0	0
Totals			200	31-62	5-19	15-18	8-22	30	18	11	8	1	7	82

Team Summary	FG	3PT	FT
First Half	17-38 44.74%	3-9 33.33%	7-9 77.78%
Second Half	14-29 48.28%	2-10 20.00%	8-9 88.89%
Total	31-67 46.4%	5-19 26.3%	15-18 83.3%

Technical Fouls: (1) Shulga, Max
Lead Changed: 9 times(s) Second Chance Points: 7 Scores Tied: 1 time(s) Points in the Paint: 48 Fast Break Points: 6
Largest Lead: 0 0

San Francisco 64

#	Player	GS	MIN	FG	3PT	FT	ORB-DRB	REB	PF	A	TO	BLK	STL	PTS
01	Roberts, Tyrell	*	27	6-16	3-7	3-5	1-0	1	3	0	3	0	0	18
00	Shabazz, Khalil	*	39	3-9	2-4	0-0	0-5	5	2	3	6	0	2	8
05	Giabazzi, Silvio	*	17	3-6	0-2	2-3	0-4	4	1	1	2	1	0	8
02	Rahman, Julian	*	22	0-5	0-3	4-4	2-1	3	2	0	1	0	0	4
11	Shulga, Max	*	17	1-2	0-0	0-0	0-2	2	1	0	0	0	0	2
55	Williams, Marcus	*	26	6-8	1-1	0-1	0-2	2	2	3	2	0	0	13
15	Jones, Ryan	*	21	5-9	1-4	0-0	2-2	4	0	0	0	0	0	11
10	Rock, Toni	*	12	0-0	0-0	2-2	1-4	5	1	1	2	0	0	0
03	Hawthorne, Isaiah	*	9	0-0	0-0	0-0	0-1	1	5	0	2			

2022-23 UTAH STATE BOX SCORES

GAME 9

WESTMINSTER AT UTAH STATE DECEMBER 15, 2022 • DEE GLEN SMITH SPECTRUM

Westminster (UT) (2-9,1-3 RMAC) vs Utah St. (9-D,0 Mountain West)
12/15/22 at Dee Glen Smith Spectrum, Logan, UT

Date: 12/15/22
Time: 7:00 PM
Attendance: 6,247
Site: Dee Glen Smith Spectrum, Logan, UT
Referee: Jason Shannon, Amy Bonner, Shawn Lehigh

Score By Period		1	2	Total
Westminster (UT)		31	37	68
Utah St.		49	69	106

Westminster (UT) 68

#	Player	GS	MIN	FG	3PT	FT	ORB-DRB	REB	PF	A	TO	BK	STL	PTS
09	Milner,Taylor	*	30	12-16	1-2	1-1	1-3	4	0	3	1	0	3	26
17	Middleton, Drake	*	26	2-5	0-0	2-2	1-2	3	0	3	1	0	2	6
21	Forner,Trey	*	26	0-4	0-0	6-6	0-0	0	2	0	3	1	0	6
10	Avila,Donavon	*	22	2-2	0-0	0-0	0-1	1	0	0	0	1	0	4
24	Sawkins,Marco	*	20	0-4	0-0	1-2	3	3	1	1	0	0	0	0
11	Kadogachi,Cole	*	21	4-6	2-2	2-2	0-0	0	3	0	0	0	0	12
19	Johnson,Larve	*	19	1-5	1-9	9-4	0-4	4	4	1	2	0	0	6
22	Kurtz,Tyler	*	10	2-3	1-2	0-0	0-2	2	1	0	2	1	0	5
02	Dowdell,Jeremy	*	18	1-4	0-1	1-1	0-2	2	0	1	1	0	1	3
32	Olivera,Gabe	*	11	0-2	0-0	0-0	1-2	3	4	1	2	1	0	0
25	Heath,Joe	*	6	0-1	0-1	0-0	1-1	2	3	2	1	0	0	0
35	Peterson,Blake	*	2	0-0	0-0	0-0	0-0	0	0	0	0	0	0	0
05	Alagic,Anel	*	1	0-0	0-0	0-0	0-0	0	0	0	0	0	0	0
42	Spurgin,Greg	*	1	0-0	0-0	0-0	0-0	0	1	0	0	0	0	0
TM TEAM			0	0-0	0-0	0-0	0-0	0	0	0	0	0	0	0
Totals			200	24-52	5-11	16-16	6-23	28	21	13	17	4	0	68

Team Summary		FG	3PT	FT
First Half	12-28	42.9%	2-8	66.7%
Second Half	12-24	50.0%	3-8	37.5%
Total	24-52	46.2%	5-11	45.5%

Technical Fouls: none Second Chance Points: 8 Score Tied: 0 time(s) Points in the Paint: 26 Fast Break Points: 2
Lead Changed: 2 time(s) Points off Turnovers: 9 Bench Points: 25 Largest Lead: 0 0

Utah St. 106

#	Player	GS	MIN	FG	3PT	FT	ORB-DRB	REB	PF	A	TO	BK	STL	PTS
09	Aetwirth,Steven	*	30	6-9	2-2	0-0	0-0	3	1	5	1	0	1	16
02	Bairdow,Sean	*	32	7-11	2-3	0-0	1-4	5	2	6	1	0	0	14
11	Shufko,Max	*	27	4-9	3-8	0-0	0-3	3	0	0	4	0	0	11
30	Akin,Dan	*	29	4-6	0-0	2-3	0-2	2	2	0	2	0	0	10
32	Dorkas,Trevin	*	16	3-5	0-0	1-2	2-0	2	2	0	1	1	1	7
24	Hamoda,Zee	*	25	10-12	6-7	2-3	0-4	4	2	3	2	0	4	28
05	Eyle-Rock,AJ	*	22	6-10	6-9	0-1	0-1	1	1	0	0	0	1	17
12	Zapala,Szymon	*	14	0-1	0-1	1-2	3-3	1	1	2	0	0	0	0
00	Branchley,Landon	*	3	0-0	0-0	0-0	1-2	3	0	2	0	0	0	0
13	Gillis,Connor	*	3	0-1	0-0	0-0	0-0	0	1	0	0	0	0	0
TM TEAM			0	0-0	0-0	0-0	2-3	5	0	0	0	0	0	0
Totals			200	39-64	21-37	7-12	7-24	31	15	25	12	8	1	106

Team Summary		FG	3PT	FT
First Half	16-33	48.4%	9-19	47.3%
Second Half	23-31	74.3%	12-18	66.7%
Total	39-64	60.9%	21-37	58.0%

Technical Fouls: (1) Aetwirth,Steven Second Chance Points: 4 Score Tied: 0 time(s) Points in the Paint: 34 Fast Break Points: 15
Lead Changed: 2 time(s) Points off Turnovers: 26 Bench Points: 46 Largest Lead: 0 0

GAME 11

UTAH STATE VS SEATTLE UNIVERSITY DECEMBER 22, 2022 • HONOLULU, HAWAII

Seattle U (8-2,0-0 WAC) vs Utah St. (10-1,0-0 Mountain West)
12/22/22 at Smpplr Arena at Stan Sheriff Center, Honolulu, HI

Date: 12/22/22
Time: 12:00 PM
Attendance: 4,333
Site: Smpplr Arena at Stan Sheriff Center, Honolulu, HI
Referee: Todd Apo, Chris Beaver, Keith Kinzie

Score By Period		1	2	Total
Seattle U		24	33	56
Utah St.		36	48	84

Seattle U 56

#	Player	GS	MIN	FG	3PT	FT	ORB-DRB	REB	PF	A	TO	BK	STL	PTS
05	Thoen,Cameron	*	28	8-20	4-12	0-0	0-0	0	4	1	3	0	3	20
11	Groshy,Billy	*	27	5-13	2-4	2-4	1-7	8	4	2	2	0	1	13
25	Chaffield,Brendon	*	21	2-4	0-1	2-2	3-4	7	2	0	1	0	1	6
00	Schumacher,Alex	*	20	1-9	0-2	2-2	0-5	5	4	0	3	0	0	4
15	Udery,Eshaka	*	14	1-4	0-0	0-0	0-0	0	0	2	0	0	1	2
23	Reiley,Sevi	*	14	1-2	0-1	3-5	2-1	3	2	0	0	0	0	5
35	Lewis,Hatcher	*	11	1-2	1-1	1-2	0-0	0	1	0	1	0	1	4
33	Williams,Kobe	*	19	1-3	0-1	1-4	1-2	3	2	0	0	1	0	3
21	Ratkovic,Victor	*	20	0-6	0-4	0-0	3-1	4	1	1	0	0	0	0
02	Dawson,Paris	*	16	0-3	0-1	0-0	1-0	1	0	0	0	0	0	0
10	Lloyd,Andrey	*	4	0-2	0-1	0-0	1-0	1	0	0	0	0	0	0
13	Pain,Dominiq	*	2	0-0	0-1	0-0	1-0	1	0	0	0	0	0	0
12	Huan,Brody	*	2	0-0	0-0	0-0	0-0	0	0	0	0	0	0	0
41	Nafarrete,Jaren	*	1	0-0	0-0	0-0	0-0	0	0	0	0	0	0	0
TM TEAM			0	0-0	0-0	0-0	4-2	6	0	0	0	0	0	0
Totals			200	20-69	5-29	11-19	10-23	39	20	6	10	1	5	56

Team Summary		FG	3PT	FT
First Half	9-36	25.0%	1-4	7.1%
Second Half	11-33	33.3%	4-15	26.7%
Total	20-69	29.0%	5-19	17.2%

Technical Fouls: none Second Chance Points: 12 Score Tied: 7 time(s) Points in the Paint: 28 Fast Break Points: 2
Lead Changed: 4 time(s) Points off Turnovers: 10 Bench Points: 12 Largest Lead: 0 0

Utah St. 84

#	Player	GS	MIN	FG	3PT	FT	ORB-DRB	REB	PF	A	TO	BK	STL	PTS
09	Aetwirth,Steven	*	26	6-10	3-4	0-0	1-3	4	2	4	0	0	4	17
02	Bairdow,Sean	*	29	5-10	1-2	2-2	1-1	2	3	3	1	1	0	13
11	Shufko,Max	*	30	4-0	0-4	4-6	1-9	10	0	4	9	2	0	12
23	Funk,Taylor	*	24	4-9	3-7	0-0	0-1	1	2	2	0	1	1	11
32	Dorkas,Trevin	*	6	1-3	0-0	0-1	1-2	3	1	0	0	2	0	2
30	Akin,Dan	*	27	5-9	0-0	5-7	1-7	8	3	0	1	1	0	15
24	Hamoda,Zee	*	21	4-5	1-2	0-0	2-1	3	3	0	1	0	0	9
15	Jones,Rylan	*	20	1-3	1-3	0-0	0-3	3	4	3	0	1	0	3
05	Eyle-Rock,AJ	*	8	0-1	0-1	2-2	0-3	3	1	1	0	0	2	2
12	Zapala,Szymon	*	3	0-0	0-0	0-0	0-1	1	1	0	0	0	0	0
00	Branchley,Landon	*	2	0-0	0-0	0-0	0-0	0	0	0	0	0	0	0
13	Gillis,Connor	*	0	0-0	0-1	0-0	0-0	0	0	0	0	0	0	0
14	Odum,Connor	*	1	0-0	0-0	0-0	0-0	0	0	0	0	0	0	0
TM TEAM			0	0-0	0-0	0-0	2-2	4	0	0	0	0	0	0
Totals			200	30-59	11-28	19-17	9-33	42	20	17	11	7	8	84

Team Summary		FG	3PT	FT
First Half	13-29	44.8%	4-13	30.7%
Second Half	17-30	56.7%	7-15	46.7%
Total	30-59	50.8%	11-28	39.3%

Technical Fouls: none Second Chance Points: 13 Score Tied: 7 time(s) Points in the Paint: 34 Fast Break Points: 15

GAME 10

WEBER STATE AT UTAH STATE DECEMBER 19, 2022 • DEE GLEN SMITH SPECTRUM

Weber St. (5-7,0-0 Big Sky) vs Utah St. (9-1,0-0 Mountain West)
12/19/22 at Dee Glen Smith Spectrum, Logan, UT

Date: 12/19/22
Time: 7:00 PM
Attendance: 7,000
Site: Dee Glen Smith Spectrum, Logan, UT
Referee: Johnny Harrington, Debra Carr, Mike Reed

Score By Period		1	2	Total
Weber St.		29	46	75
Utah St.		49	29	72

Weber St. 75

#	Player	GS	MIN	FG	3PT	FT	ORB-DRB	REB	PF	A	TO	BK	STL	PTS
02	Jones,Dillon	*	34	4-10	2-5	6-7	0-9	9	3	4	2	0	0	16
04	Kraher,Dyson	*	25	5-8	1-1	1-4	5	2	3	2	0	1	1	12
09	Cunningham,JC	*	32	4-8	3-6	0-0	0-1	1	5	1	3	0	0	11
11	Verplancken,Steven	*	38	4-14	2-5	0-1	1-1	2	1	3	0	0	0	10
20	Tew,Max	*	26	3-6	0-0	0-2	3-3	5	4	2	1	0	0	6
24	Bohler,Junior	*	24	5-5	2-3	2-4	0-4	4	4	1	0	1	1	14
32	Tambo,Harde	*	9	1-2	0-0	0-1	0-5	5	1	0	0	0	0	2
00	Porter,Zahir	*	8	1-3	0-1	0-0	0-0	0	4	2	1	0	1	2
21	Roussou,Doniel	*	4	1-1	0-0	0-0	1-1	2	2	1	0	0	0</	

2022-23 UTAH STATE BOX SCORES

GAME 13

UTAH STATE VS WASHINGTON STATE DECEMBER 25, 2022 • HONOLULU, HAWAII

GAME 14

FRESNO STATE AT UTAH STATE DECEMBER 31, 2022 • DEE GLEN SMITH SPECTRUM

Utah St. (11-2,0-0 Mountain West) vs- Washington St. (5-8,0-2 Pac-12)
12/25/22 at Simpfifi Arena at Stan Sheriff Center, Honolulu, HI

Date: 12/25/22
Time: 1:30 PM
Site: Smpfifi Arena at Stan Sheriff Center, Honolulu, HI
Referee: Chris Beaver, Don Daily, Michael Greenstein

Score By Period	1	2	Total
Utah St.	42	40	82
Washington St.	29	44	73

Utah St. 82

#	Player	GS	MIN	FG	3PT	FT	ORB-DRB	REB	PF	A	TO	BLK	STL	PTS
23	Funk,Taylor	*	29	5-10	2-5	0-0	0-3	3	3	3	2	1	0	12
32	Dortch,Trevin	*	21	4-6	0-0	4-6	3-1	4	2	0	0	2	12	
02	Bainstow,Sean	*	34	4-9	2-9	1-4	0-5	5	2	3	0	0	11	
11	Shulga,Max	*	21	4-6	3-3	1-1	0-4	4	3	3	1	0	11	
15	Jones,Ryan	*	28	4-7	1-2	0-1	0-2	2	1	4	1	0	9	
03	Ashworth,Steven	*	29	4-6	3-3	1-2	0-2	2	3	5	3	0	1	12
30	Akin,Dan	*	22	5-8	0-1	1-2	1-2	3	4	1	4	2	10	
05	Eytle-Rock,RJ	*	8	1-1	1-1	0-0	0-0	0	0	0	0	0	3	
12	Zapala,Rapman	*	2	1-1	0-0	0-0	0-0	0	2	0	0	0	2	
24	Hamoda,Zee	*	6	0-3	0-0	0-0	1-0	1	1	0	0	0	0	
TM TEAM			0	0-0	0-0	0-0	1-1	2	0	1	2	0	0	
Totals			200	52-93	11-17	7-15	8-20	28	21	21	19	8	6	82

Team Summary	FG	SPT	FT
First Half	16-30 53.33 %	7-11 63.64 %	3-6 50.00 %
Second Half	16-28 57.14 %	4-6 66.67 %	4-9 44.44 %
Total	32-58 55.2 %	11-17 64.7 %	7-15 46.7 %

Technical Fouls: (2) Shulga,Max
Second Chance Points: 9
Points in the Paint: 40
Fast Break Points: 11
Lead Changed: 1 time(s)
Points off Turnovers: 20
Bench Points: 27
Largest Lead: 0 0

Washington St. 73

#	Player	GS	MIN	FG	3PT	FT	ORB-DRB	REB	PF	A	TO	BLK	STL	PTS
35	Queya,Mohamed	*	37	9-16	0-1	4-4	3-9	12	2	1	2	2	1	22
05	Bamba,TJ	*	37	4-12	1-5	10-12	1-2	3	2	4	1	0	2	19
24	Powell,Josh	*	38	3-9	0-4	4-4	0-1	1	0	2	2	0	2	10
11	Rodman,DJ	*	20	2-3	0-1	2-3	0-1	1	2	1	1	0	0	6
31	Hawkins,Mymery	*	14	1-2	0-0	2-2	1-2	3	1	0	2	0	4	
13	Rosario,Carlos	*	22	3-4	1-1	0-0	1-2	3	1	0	0	0	7	
29	Jakimovsk,Andrei	*	18	1-4	0-2	1-1	1-1	2	3	0	2	0	3	
22	Darling,Dylan	*	7	1-2	0-1	0-0	0-0	0	0	0	2	0	2	
09	Mullins,John	*	9	0-3	0-2	0-0	0-1	1	2	0	1	0	0	
15	Diongue,Adrame	*	3	0-0	0-0	0-0	0-0	0	0	0	0	0	0	
TM TEAM			0	0-0	0-0	0-0	2-0	2	0	0	0	0	0	
Totals			200	24-54	2-17	23-28	9-19	28	14	8	13	2	5	73

Team Summary	FG	SPT	FT
First Half	9-23 39.13 %	0-7 0.00 %	11-15 73.33 %
Second Half	15-31 48.38 %	2-10 20.00 %	12-13 92.31 %
Total	24-54 44.4 %	2-17 11.8 %	23-28 82.6 %

Technical Fouls: none
Second Chance Points: 11
Points in the Paint: 30
Fast Break Points: 8
Lead Changed: 1 time(s)
Points off Turnovers: 9
Bench Points: 12
Largest Lead: 0 0

Fresno St. (5-8,1-1 Mountain West) vs- Utah St. (12-2,1-0 Mountain West)
12/31/22 at Dee Glen Smith Spectrum, Logan, UT

Date: 12/31/22
Time: 12:00 PM
Attendance: 6,933
Site: Dee Glen Smith Spectrum, Logan, UT
Referee: Jim Schipper, Tommy Nunez, Daron White

Score By Period	1	2	Total
Fresno St.	26	28	54
Utah St.	33	34	67

Fresno St. 54

#	Player	GS	MIN	FG	3PT	FT	ORB-DRB	REB	PF	A	TO	BLK	STL	PTS
01	Baker Jr.,Jensan	*	36	8-18	2-9	2-2	0-2	2	3	1	1	0	3	20
23	Collimario,Leo	*	19	2-7	1-1	5-5	1-3	4	5	0	1	0	1	10
11	Moore,Isiah	*	28	3-4	0-0	3-3	2-5	7	2	0	0	1	3	9
03	Hill,Isaiah	*	38	3-14	0-5	0-0	0-3	3	3	6	5	0	1	6
25	Holland,Anthony	*	34	1-4	1-4	0-0	0-1	1	3	3	2	1	0	3
35	Andre,Eduardo	*	17	2-4	0-0	2-3	1-2	3	3	0	1	1	1	6
06	Yao,Donovan	*	16	4-9	0-1	0-0	1-1	3	3	0	1	0	0	8
22	Whitaker,Dustin	*	12	0-1	0-0	0-0	0-1	1	1	1	0	0	0	0
05	Campbell,Jordan	*	6	0-0	0-0	0-0	0-0	0	0	1	0	1	0	0
TM TEAM			0	0-0	0-0	0-0	0-1	1	0	0	1	0	0	
Totals			200	19-51	4-20	12-13	4-19	23	24	8	13	8	7	54

Team Summary	FG	SPT	FT
First Half	11-29 37.93 %	3-9 33.33 %	3-3 100.00 %
Second Half	8-22 36.36 %	9-11 81.82 %	9-10 90.00 %
Total	19-51 37.3 %	12-20 60.0 %	12-13 92.3 %

Technical Fouls: none
Second Chance Points: 4
Points in the Paint: 28
Fast Break Points: 2
Lead Changed: 10 time(s)
Points off Turnovers: 17
Bench Points: 6
Largest Lead: 0 0

Utah St. 67

#	Player	GS	MIN	FG	3PT	FT	ORB-DRB	REB	PF	A	TO	BLK	STL	PTS
11	Shulga,Max	*	27	1-6	0-3	6-8	0-4	4	2	2	2	0	0	8
02	Bainstow,Sean	*	38	3-7	1-2	0-2	0-4	4	2	3	2	0	0	7
32	Dortch,Trevin	*	8	3-3	0-0	3-4	3-0	3	1	0	0	1	0	7
23	Funk,Taylor	*	18	2-8	0-0	0-0	0-1	1	1	0	1	0	0	4
15	Jones,Ryan	*	16	0-2	0-1	2-2	0-0	0	3	3	3	0	1	2
03	Ashworth,Steven	*	29	5-7	3-4	0-0	0-0	1	1	2	3	0	2	13
24	Hamoda,Zee	*	24	5-6	3-3	0-0	1-3	4	2	2	2	0	1	13
30	Akin,Dan	*	32	3-7	2-3	3-3	1-0	1	2	3	0	1	1	11
05	Eytle-Rock,RJ	*	8	0-0	0-0	2-2	0-2	2	2	1	0	1	0	2
TM TEAM			0	0-0	0-0	0-0	2-3	5	0	0	2	0	0	
Totals			200	20-48	7-19	20-27	9-28	37	16	11	16	2	5	67

Team Summary	FG	SPT	FT
First Half	11-22 50.00 %	4-10 40.00 %	7-8 87.50 %
Second Half	9-26 34.62 %	9-17 52.94 %	9-10 90.00 %
Total	20-48 41.7 %	13-27 48.1 %	16-18 88.9 %

Technical Fouls: none
Second Chance Points: 15
Points in the Paint: 22
Fast Break Points: 10
Lead Changed: 10 time(s)
Points off Turnovers: 8
Bench Points: 39
Largest Lead: 0 0

GAME 15

UTAH STATE AT AIR FORCE JANUARY 3, 2023 • USAFA, COLORADO

GAME 16

UTAH STATE AT BOISE STATE JANUARY 7, 2023 • BOISE, IDAHO

Utah St. (13-2,2-0 Mountain West) vs- Air Force (9-7,0-3 Mountain West)
01/03/23 at Clune Arena, U.S. Air Force Academy, CO

Date: 01/03/23
Time: 7:00 PM
Attendance: 1,461
Site: Clune Arena, U.S. Air Force Academy, CO

Score By Period	1	2	Total
Utah St.	44	33	77
Air Force	28	37	65

Utah St. 77

#	Player	GS	MIN	FG	3PT	FT	ORB-DRB	REB	PF	A	TO	BLK	STL	PTS
23	Funk,Taylor	*	29	6-11	2-4	2-2	1-1	2	1	0	1	0	3	18
02	Bainstow,Sean	*	34	4-9	0-0	3-3	2-4	6	2	4	2	0	0	11
11	Shulga,Max	*	24	4-7	1-2	2-3	0-3	3	1	2	4	0	0	11
32	Dortch,Trevin	*	11	2-2	0-0	0-0	1-3	4	1	0	0	0	1	4
15	Jones,Ryan	*	26	0-1	0-1	2-2	1-1	2	3	3	0	0	2	2
03	Ashworth,Steven	*	26	3-8	3-5	6-7	1-7	8	2	1	0	0	0	15
30	Akin,Dan	*	29	2-5	0-0	6-8	1-6	7	2	0	0	2	0	9
24	Hamoda,Zee	*	15	4-5	0-0	1-2	1-2	3	2	0	4	0	0	9
05	Eytle-Rock,RJ	*	7	0-1	0-0	0-0	0-0	0	0	0	0	0	0	0
TM TEAM			0	0-0	0-0	0-0	1-1	2	0	0	1	0	0	
Totals			200	25-49	6-12	21-27	9-28	37	14	10	12	2	4	77

Team Summary	FG	SPT	FT
First Half	19-29 65.52 %	2-6 40.00 %	4-7 57.14 %
Second Half	6-20 30.00 %	4-7 57.14 %	17-20 85.00 %
Total	25-49 51.0 %	6-12 50.0 %	21-27 77.8 %

Technical Fouls: none
Second Chance Points: 14
Points in the Paint: 36
Fast Break Points: 11
Lead Changed: 0 time(s)
Points off Turnovers: 9
Bench Points: 35
Largest Lead: 0 0

Air Force 65

#	Player	GS	MIN	FG	3PT	FT	ORB-DRB	REB	PF	A	TO	BLK	STL	PTS
09	Heldbreder,Joak	*	36	8-16	2-6	1-1	1-3	4	3	1	3	0	1	19
05	Taylor,Ethan	*	38	5-11	4-6	0-0	1-1	2	4	5	1	1	1	14
15	Green,Corbin	*	17	3-6	0-1	1-1	0-4	4	2	1	2	0	1	7
24	Mills,Jeffrey	*	32	1-5	0-1	0-0	0-2	2	3	2	2	1	0	2
30	Vander Zwaaag,Canden	*	16	1-4	0-3	0-0	0-2	2	0	1	0	0	0	2
31	Petrulis,Rytis	*	25	4-6										

2022-23 UTAH STATE BOX SCORES

GAME 17 WYOMING AT UTAH STATE JANUARY 10, 2023 • DEE GLEN SMITH SPECTRUM

Wyoming (5-11, D-4 Mountain West) vs Utah St. (14-2, 3-1 Mountain West)
01/10/23 at Dee Glen Smith Spectrum, Logan, UT

Date: 01/10/23
Time: 8:30 PM
Attendance: 7,090
Site: Dee Glen Smith Spectrum, Logan, UT
Referee: Larry Schroets, Marques Pettigrew, Gerry Pollock

Score By Period	1	2	Total
Wyoming	26	37	63
Utah St.	40	49	89

Wyoming 63

#	Player	GS	MIN	FG	3PT	FT	ORB-DRB	REB	PF	A	TO	BLK	STL	PTS
24	Maldonado, Hunter	*	39	7-14	2-4	4-7	0-2	2	2	2	4	0	1	20
25	Oden, Jeremiah	*	36	5-12	2-3	1-4	2-6	8	0	0	0	0	2	13
59	DuBell, Xavier	*	34	3-9	2-4	2-3	0-2	2	3	0	1	0	0	10
20	Anderson, Ethan	*	31	5-12	0-0	0-0	1-6	7	3	5	1	1	0	10
23	Aubonkoko, Max	*	26	3-10	0-0	0-0	0-0	5	0	0	0	0	0	6
13	Korman, Jake	*	13	1-4	0-0	0-0	0-2	2	2	0	1	0	0	2
15	Barnhart, Nate	*	11	1-1	0-0	0-0	1-1	2	2	0	0	0	0	2
44	Powell, Caden	*	10	0-2	0-0	0-0	2-1	3	2	0	1	0	0	0
TM TEAM			0	0-0	0-0	0-0	3-0	3	0	0	0	0	0	0
Totals			200	25-64	6-13	7-17	9-25	34	14	7	8	1	3	63

Team Summary	FG	3PT	FT
First Half	13-27 48.15%	3-4 75.00%	3-6 50.00%
Second Half	12-37 32.43%	3-9 33.33%	4-12 33.33%
Total	25-64 39.1%	6-13 46.2%	7-17 41.2%

Technical Fouls: none Second Chance Points: 6 Score Tied: 1 time(s) Points in the Paint: 34 Fast Break Points: 11
Lead Changed: 2 time(s) Points off Turnovers: 6 Bench Points: 4 Largest Lead: 0 0

Utah St. 83

#	Player	GS	MIN	FG	3PT	FT	ORB-DRB	REB	PF	A	TO	BLK	STL	PTS
23	Runk, Taylor	*	39	7-15	4-8	4-4	2-3	5	2	3	3	1	0	22
02	Bairdow, Sean	*	35	5-10	1-3	3-4	1-4	5	4	3	1	0	1	14
11	Shulps, Max	*	36	6-10	2-2	0-0	0-2	2	1	6	2	1	0	14
03	Ashworth, Steven	*	32	2-7	0-3	4-5	1-5	6	1	7	1	0	3	8
32	Dortch, Trevin	*	9	1-2	0-0	0-0	0-4	4	3	0	0	1	0	2
30	Akin, Dan	*	28	7-12	0-0	2-2	3-12	15	3	0	0	2	0	16
24	Hamoda, Zee	*	12	2-5	1-1	0-0	0-3	3	2	0	1	0	0	5
05	Eytle-Rock, RJ	*	12	1-2	0-0	0-0	0-0	0	1	2	0	0	0	2
06	Brenckley, Landon	*	1	0-0	0-0	0-0	0-1	1	0	0	0	0	0	0
12	Zapala, Szymon	*	1	0-0	0-0	0-0	0-0	0	0	0	0	0	0	0
19	Olsen, Connor	*	1	0-0	0-0	0-0	0-0	0	0	0	0	0	0	0
14	Odom, Connor	*	0	0-0	0-0	0-0	0-0	0	0	0	0	0	0	0
TM TEAM			0	0-0	0-0	0-0	0-2	2	0	0	0	0	0	0
Totals			200	31-61	8-19	13-15	7-30	43	17	21	8	6	4	83

Team Summary	FG	3PT	FT
First Half	14-30 46.67%	4-8 50.00%	8-10 80.00%
Second Half	17-31 54.84%	4-10 40.00%	5-5 100.00%
Total	31-61 50.8%	8-18 44.4%	13-15 86.7%

Technical Fouls: (1) Bairdow, Sean Second Chance Points: 11 Score Tied: 1 time(s) Points in the Paint: 46 Fast Break Points: 21
Lead Changed: 2 time(s) Points off Turnovers: 6 Bench Points: 23 Largest Lead: 0 0

GAME 19 UNLV AT UTAH STATE JANUARY 17, 2023 • DEE GLEN SMITH SPECTRUM

UNLV (12-6, 1-5 Mountain West) vs Utah St. (15-4, 2 Mountain West)
01/17/23 at Dee Glen Smith Spectrum, Logan, UT

Date: 01/17/23
Time: 7:00 PM
Attendance: 7,611
Site: Dee Glen Smith Spectrum, Logan, UT
Referee: Chuck Jones, Dakin Carr, Keith Kinble

Score By Period	1	2	Total
UNLV	37	34	71
Utah St.	46	29	75

UNLV 71

#	Player	GS	MIN	FG	3PT	FT	ORB-DRB	REB	PF	A	TO	BLK	STL	PTS
10	Gilbert, Keshon	*	38	6-12	0-1	2-2	1-2	3	2	5	4	0	3	14
01	Tusman, Victor	*	32	4-4	0-0	1-2	1-3	4	3	1	0	0	4	9
15	Rodriguez, Luis	*	36	4-12	0-4	0-0	1-5	6	2	2	0	0	2	9
55	Harkless, Elijah	*	12	1-5	0-2	0-0	2-2	4	4	1	2	0	1	2
02	Webster, Justin	*	15	0-1	0-0	0-0	0-0	0	2	0	0	0	1	0
14	Hall, Keyshawn	*	26	6-11	1-3	6-6	0-2	2	5	0	2	0	0	19
05	McCabe, Jordan	*	18	6-10	0-7	0-0	0-0	0	1	1	2	0	2	17
24	Johnson III, Jackie	*	11	1-2	0-1	0-0	0-1	1	0	1	0	0	1	2
12	Muoka, David	*	8	0-0	0-0	0-0	0-1	1	1	0	1	0	0	0
22	Jones, Karl	*	1	0-0	0-0	0-0	0-0	0	1	0	0	0	0	0
TM TEAM			0	0-0	0-0	0-0	1-1	2	0	0	0	0	0	0
Totals			200	28-57	6-19	9-12	6-17	23	21	11	11	0	14	71

Team Summary	FG	3PT	FT
First Half	14-27 51.85%	2-6 33.33%	7-6 87.50%
Second Half	14-30 46.67%	4-12 33.33%	2-4 50.00%
Total	28-57 49.1%	6-18 33.3%	9-12 75.0%

Technical Fouls: none Second Chance Points: 6 Score Tied: 8 time(s) Points in the Paint: 42 Fast Break Points: 19
Lead Changed: 7 time(s) Points off Turnovers: 27 Bench Points: 36 Largest Lead: 0 0

Utah St. 75

#	Player	GS	MIN	FG	3PT	FT	ORB-DRB	REB	PF	A	TO	BLK	STL	PTS
23	Runk, Taylor	*	32	7-11	6-9	0-0	2-4	6	0	5	6	2	0	20
03	Ashworth, Steven	*	39	5-14	3-10	1-1	1-4	5	1	9	3	0	0	14
32	Dortch, Trevin	*	17	4-6	0-0	2-3	0-0	0	4	0	1	1	1	10
02	Bairdow, Sean	*	32	3-7	1-3	2-2	0-4	4	3	0	2	0	0	9
11	Shulps, Max	*	31	1-3	1-3	6-6	0-4	4	1	5	5	0	1	9
30	Akin, Dan	*	29	3-4	0-0	3-4	2-7	9	2	1	3	0	0	9
05	Eytle-Rock, RJ	*	17	1-2	0-0	2-2	0-1	3	3	1	0	0	3	4
12	Zapala, Szymon	*	3	0-0	0-0	0-0	0-0	0	0	0	1	0	0	0
TM TEAM			0	0-0	0-0	0-0	1-1	2	0	0	0	0	0	0
Totals			200	24-47	11-25	15-19	6-25	31	14	21	21	9	3	75

Team Summary	FG	3PT	FT
First Half	15-28 53.57%	8-16 50.00%	9-9 88.89%
Second Half	17-27 62.96%	3-9 33.33%	6-9 66.67%
Total	32-55 58.2%	11-25 44.0%	15-18 83.3%

Technical Fouls: none Second Chance Points: 3 Score Tied: 8 time(s) Points in the Paint: 26 Fast Break Points: 7
Lead Changed: 7 time(s) Points off Turnovers: 16 Bench Points: 13 Largest Lead: 0 0

GAME 18 UTAH STATE AT NEVADA JANUARY 13, 2023 • RENO, NEVADA

Utah St. (14-4, 3-2 Mountain West) vs Nevada (13-4, 5-1 Mountain West)
01/13/23 at Lavelle Events Center, Reno, NV

Date: 01/13/23
Time: 8:00 PM
Attendance: 7,315
Site: Lavelle Events Center, Reno, NV
Referee: Larry Spaulding, Verne Harris, Randy McCall

Score By Period	1	2	Total
Utah St.	42	28	70
Nevada	37	48	85

Utah St. 70

#	Player	GS	MIN	FG	3PT	FT	ORB-DRB	REB	PF	A	TO	BLK	STL	PTS
23	Runk, Taylor	*	37	6-12	3-7	0-0	3-7	10	0	1	0	0	2	15
03	Ashworth, Steven	*	36	4-9	3-6	4-4	0-5	5	1	3	2	0	0	15
02	Bairdow, Sean	*	32	4-10	1-2	2-4	2-1	3	2	1	1	0	0	11
32	Dortch, Trevin	*	14	3-6	0-0	2-2	5-6	5	0	1	2	1	0	8
11	Shulps, Max	*	34	3-9	1-4	2-2	0-1	1	1	6	4	0	3	9
30	Akin, Dan	*	28	2-7	0-0	4-5	4-3	7	4	1	2	0	0	8
05	Eytle-Rock, RJ	*	12	0-1	0-1	1-2	0-0	0	3	0	1	0	0	1
24	Hamoda, Zee	*	7	0-3	0-0	0-0	0-1	1	2	0	1	0	0	0
TM TEAM			0	0-0	0-0	0-0	1-0	1	0	0	0	0	0	0
Totals			200	22-57	6-22	18-23	12-21	33	18	12	12	2	4	70

Team Summary	FG	3PT	FT
First Half	14-29 48.28%	6-11 54.55%	8-12 66.67%
Second Half	8-28 28.57%	2-11 18.18%	10-11 90.91%
Total	22-57 38.6%	8-22 36.4%	18-23 78.3%

Technical Fouls: (1) Dortch, Trevin Second Chance Points: 13 Score Tied: 6 time(s) Points in the Paint: 28 Fast Break Points: 11
Lead Changed: 10 time(s) Points off Turnovers: 7 Bench Points: 9 Largest Lead: 0 0

Nevada 85

#	Player	GS	MIN	FG	3PT	FT	ORB-DRB	REB	PF	A	TO	BLK	STL	PTS
13	Blackshear, Kenan	*	32	9-16	0-0	10-11	0-2	2	3	5	3	0	5	28
50	Baker, Will	*	26	10-14	3-6	1-2	0-6	6	3	1	2	1	1	24
02	Lucas, Jerrad	*	39	7-14	3-6	4-6	1-1	2	1	4	0	0	0	21
05	Williams, Darrion	*	33	2-2	0-0	0-0	1-4	5	3	4	0	2	0	4
14	Coleman, Tre	*	19	0-2	0-1	0-0	1-3	4	4	1	0	1	1	0
11	Davidson, Nick	*	17	3-5	2-0	0-0	2-2	4	2	1	0	0	0	8
03	Pettigrew, Trey	*	22	0-2	0-1	0-0	1-3	4	1	1	0	1	0	0
20	Foster, Daniel	*												

2022-23 UTAH STATE BOX SCORES

GAME 21

UTAH STATE AT SAN DIEGO STATE
JANUARY 25, 2023 • SAN DIEGO, CALIFORNIA

GAME 22

UTAH STATE AT FRESNO STATE
JANUARY 28, 2023 • FRESNO, CALIFORNIA

Utah St. (16-3,3-1 Mountain West) vs- San Diego St. (16-4,7-1 Mountain West)
 01/25/23 at Steve Fisher Court at Viejas Arena, San Diego, CA

Utah St. (17-3,6-3 Mountain West) vs- Fresno St. (7-12,3-6 Mountain West)
 01/28/23 at Save Mart Center, Fresno, CA

Date: 01/25/23		Time: 8:00 PM		Attendance: 12,239	
Site: Steve Fisher Court at Viejas Arena, San Diego, CA		Referee: Damon White, Doug Show, John Higgins			

Date: 01/28/23		Time: 4:00 PM		Attendance: 6,017	
Site: Save Mart Center, Fresno, CA		Referee: Tommy Johnson, Rodrick Dixon, Rick Botsel			

Utah St. 73		San Diego St. 83												
#	Player	GS	MIN	FG	3PT	FT	ORB-DRB	REB	PF	A	TO	BLK	STL	PTS
23	Runk,Taylor	*	36	8-19	4-9	2-3	0-4	4	0	1	0	0	3	22
02	Bainrow,Sean	*	34	7-16	3-6	1-2	3-2	5	3	4	3	0	0	18
03	Ashworth,Steven	*	36	3-10	2-7	0-0	0-2	2	2	7	2	0	0	8
11	Shulga,Max	*	22	3-9	2-8	0-0	1-0	1	3	2	0	0	0	8
32	Dorkas,Trevin	*	16	1-2	0-0	0-0	1-2	3	3	0	3	2	0	2
30	Akin,Dan	*	31	6-7	0-0	3-5	4-6	10	4	1	1	1	2	15
12	Zapala,Raymon	*	6	1-1	0-0	0-0	1-0	1	1	0	0	0	0	2
24	Hemoda,Zee	*	15	0-2	0-2	0-0	1-1	2	1	0	0	0	0	0
05	Eytle-Rock,RJ	*	9	0-1	0-1	0-0	0-0	0	0	1	1	0	0	0
TM	TEAM		0	0-0	0-0	0-0	1-1	2	0	0	0	0	0	0
Totals			200	29-61	11-33	6-10	12-18	30	17	16	10	8	5	75

Utah St. 70		Fresno St. 53												
#	Player	GS	MIN	FG	3PT	FT	ORB-DRB	REB	PF	A	TO	BLK	STL	PTS
03	Ashworth,Steven	*	36	9-7	3-6	6-6	1-5	6	0	6	2	0	1	14
02	Bainrow,Sean	*	35	4-7	0-1	1-2	1-7	8	0	1	1	0	1	9
23	Runk,Taylor	*	33	11-16	2-3	0-3	3	1	2	1	0	0	0	9
32	Dorkas,Trevin	*	10	3-4	0-0	0-0	0-1	3	4	1	1	1	1	6
11	Shulga,Max	*	21	0-4	0-2	2-2	0-2	2	4	1	1	0	1	2
30	Akin,Dan	*	29	8-10	1-1	6-7	3-5	8	2	0	2	3	0	23
24	Hemoda,Zee	*	17	1-4	0-1	2-2	2-3	5	1	1	1	0	0	4
05	Eytle-Rock,RJ	*	15	1-3	1-1	0-0	0-1	3	2	2	1	0	0	3
00	Brenckley,London	*	1	0-0	0-0	0-0	0-1	1	0	0	0	0	0	0
12	Zapala,Raymon	*	1	0-0	0-0	0-0	0-0	0	0	0	0	1	0	0
13	Oliva,Connor	*	1	0-0	0-0	0-0	0-0	0	0	0	0	0	0	0
14	Odum,Connor	*	1	0-0	0-0	0-0	0-0	0	0	0	0	0	0	0
TM	TEAM		0	0-0	0-0	0-0	0-2	2	0	0	1	0	0	0
Totals			200	29-50	6-18	18-20	11-30	41	14	14	12	4	4	70

Team Summary		First Half		Second Half		Total	
FG	SPT	FT	ORB-DRB	REB	PF	A	TO
32.26%	4-20	20.00%	3-6	50.00%			
63.33%	7-13	88.6%	3-4	75.00%			
47.5%	11-33	38.9%	6-10	60.0%			

Team Summary		First Half		Second Half		Total	
FG	SPT	FT	ORB-DRB	REB	PF	A	TO
45.83%	4-10	40.00%	0-9	66.6%			
55.1%	7-13	25.00%	10-11	90.9%			
46.0%	6-19	33.3%	10-12	80.0%			

Technical Fouls: none
 Lead Changed: 2 time(s)
 Second Chance Points: 17
 Points off Turnovers: 17
 Bench Points: 17
 Points in the Paint: 34
 Largest Lead: 0 0
 Fast Break Points: 0

San Diego St. 83

#	Player	GS	MIN	FG	3PT	FT	ORB-DRB	REB	PF	A	TO	BLK	STL	PTS
00	Johnson,Keshad	*	29	4-9	0-1	3-3	6-4	10	0	1	1	1	0	11
31	Mensah,Nathan	*	20	4-6	0-0	2-4	2-2	4	1	0	0	0	1	10
05	Butler,Lemarr	*	28	2-5	2-2	2-2	0-2	2	3	4	3	0	2	9
02	Trammell,Darion	*	29	2-7	1-3	2-2	0-3	3	0	4	1	0	1	7
20	Bredley,Max	*	21	2-10	0-3	0-0	0-1	1	2	3	0	0	1	4
02	Salko,Adam	*	27	7-10	7-9	4-4	1-2	3	1	1	2	0	0	25
03	Parfith,Mwah	*	22	2-6	2-4	3-4	1-1	2	2	1	0	0	1	9
13	Lee,Daejeon	*	17	4-4	0-0	1-1	1-2	3	2	2	0	0	0	9
39	Arap,Aguak	*	12	1-1	0-0	0-0	1-1	2	1	2	0	0	0	2
TM	TEAM		0	0-0	0-0	0-0	1-2	3	0	0	2	0	0	0
Totals			200	28-58	12-22	17-20	18-20	38	10	18	9	1	8	85

Technical Fouls: none
 Lead Changed: 2 time(s)
 Second Chance Points: 16
 Points off Turnovers: 6
 Bench Points: 30
 Points in the Paint: 30
 Largest Lead: 0 0
 Fast Break Points: 0

Fresno St. 53

#	Player	GS	MIN	FG	3PT	FT	ORB-DRB	REB	PF	A	TO	BLK	STL	PTS
01	Baker Jr.,Jamarl	*	30	3-8	1-4	4-4	0-2	2	2	2	2	0	0	11
03	Hill,Isiah	*	33	4-11	1-4	0-0	1-1	2	2	2	2	0	0	9
25	Holland,Anthony	*	30	2-6	2-6	0-0	0-3	3	4	3	0	0	0	6
23	Collimero,Leo	*	28	1-3	0-1	0-0	1-2	3	4	0	0	0	1	2
35	Andre,Edwardo	*	18	0-3	0-0	1-2	0-1	1	3	0	1	1	0	1
11	Moors,Isiah	*	23	4-9	0-1	3-4	4-4	8	1	0	0	1	1	11
22	Whitaker,Deshaun	*	18	2-4	2-4	0-0	0-1	1	0	0	0	0	0	6
00	Yas,Dominic	*	7	3-3	0-1	0-0	0-0	0	0	1	0	0	1	4
05	Campbell,Jordan	*	18	1-8	1-3	0-0	0-2	2	1	0	2	0	0	3
TM	TEAM		0	0-0	0-0	0-0	1-1	2	0	0	1	0	0	0
Totals			200	19-55	7-23	8-10	7-17	24	17	8	6	2	4	53

GAME 23

NEW MEXICO AT UTAH STATE
FEBRUARY 1, 2023 • DEE GLEN SMITH SPECTRUM

GAME 24

UTAH STATE AT COLORADO STATE
FEBRUARY 4, 2023 • FORT COLLINS, COLORADO

New Mexico (19-4,6-4 Mountain West) vs- Utah St. (18-5,7-3 Mountain West)
 02/01/23 at Dee Glen Smith Spectrum, Logan, UT

Utah St. (19-3,6-2 Mountain West) vs- Colorado St. (10-14,2-9 Mountain West)
 02/04/23 at Moby Arena, Fort Collins, CO

Date: 02/01/23		Time: 8:30 PM		Attendance: 8,851	
Site: Dee Glen Smith Spectrum, Logan, UT		Referee: Shawn Leshah, Michael Greenstein, Gregory Nixon			

Date: 02/04/23		Time: 6:00 PM		Attendance: 6,018	
Site: Moby Arena, Fort Collins, CO		Referee: Rob Kraeneman, Frank Harvey III, Tommy Nunez			

New Mexico 73		Utah St. 84												
#	Player	GS	MIN	FG	3PT	FT	ORB-DRB	REB	PF	A	TO	BLK	STL	PTS
05	Hodkins, Jr.,Jamarl	*	36	7-19	1-4	2-2	1-2	3	2	3	2	0	1	17
04	Udozie,Morris	*	29	7-13	0-0	2-5	4-8	12	4	0	2	0	0	16
10	Morse,Jesse	*	31	6-14	1-4	1-1	0-2	2	3	3	2	0	2	14
53	Alltick,Josiah	*	33	3-4	0-0	4-5	2-1	3	3	1	1	0	0	10
13	Johnson,Jevonté	*	32	4-4	2-2	0-1	0-4	4	1	0	1	0	1	10
02	Dent,Donovan	*	20	1-3	0-0	2-2	0-1	1	2	0	1	1	1	4
06	Jevichne,JC	*	14	1-2	0-1	0-0	0-0	0	3	0	1	0	0	2
03	Forsling,Sebastian	*	3	0-0	0-0	0-0	0-0	0	2	0	0	0	0	0
TM	TEAM		0	0-0	0-0	0-0	4-1	5	0	0	1	0	0	0
Totals			200	29-59	4-11	11-16	11-19	30	20	7	13	2	5	73

Utah St. 84		Colorado St. 79												
#	Player	GS	MIN	FG	3PT	FT	ORB-DRB	REB	PF	A	TO	BLK	STL	PTS
03	Ashworth,Steven	*	37	9-19	6-7	0-0	0-4	4	2	3	1	0	2	26
23	Funk,Taylor	*	31	8-13	5-9	0-0	1-2	3	1	2	0	0	1	21
02	Bainrow,Sean	*	37	4-8	3-4	0-0	1-4	5	3	10	1	0	0	11
11	Shulga,Max	*	33	2-7	1-6	4-5	0-3	3	2	6	3	1	0	9
32	Dorkas,Trevin	*	16	2-5	0-0	3-4	3-3	6	0	0	3	1	0	7
30	Akin,Dan	*	27	3-4	0-0	5-6	1-5	6	3	1	2	0	0	11
24	Hemoda,Zee	*	18	1-3	1-3	0-0	0-1	3	1	0	2	0	1	3
05	Eytle-Rock,RJ	*	7	0-1	0-0	0-0	0-0	0	2	2	0	0	0	0
TM	TEAM		0	0-0	0-0	0-0	1-2	3	0	0	0	0		

2022-23 UTAH STATE BOX SCORES

GAME 25

SAN DIEGO STATE AT UTAH STATE
 FEBRUARY 8, 2023 • DEE GLEN SMITH SPECTRUM

GAME 26

UTAH STATE AT SAN JOSE STATE
 FEBRUARY 11, 2023 • SAN JOSE, CALIFORNIA

San Diego St. (19-5,10-2 Mountain West) vs- Utah St. (19-6,8-4 Mountain West)
 02/08/23 at Dee Glen Smith Spectrum, Logan, UT

Date: 02/08/23
 Time: 8:00 PM
 Attendance: 3,765
 Site: Dee Glen Smith Spectrum, Logan, UT
 Referee: Nate Harris, John Higgins, Mike Reed

Score By Period	1	2	Total
San Diego St.	44	19	63
Utah St.	28	33	61

San Diego St. 63

#	Player	GS	MIN	FG	3PT	FT	ORB-DRB	REB	PF	A	TO	BLK	STL	PTS
20	Bredley, Matt	*	26	7-10	2-2	2-4	1-5	6	2	1	2	0	3	18
00	Johnson, Kambad	*	26	3-6	0-3	2-4	1-3	4	1	1	1	0	0	6
12	Transeau, Carrion	*	10	2-5	1-2	0-1	0-1	1	2	1	0	0	0	5
05	Butler, Lamont	*	36	2-12	0-3	0-0	0-2	2	2	5	3	0	1	4
31	Meneah, Athan	*	21	0-1	0-0	0-0	1-2	3	1	1	0	0	0	0
13	LeDee, Jaedon	*	21	5-9	0-1	4-4	4-6	10	1	1	0	0	0	14
09	Parish, Micah	*	21	8-10	2-4	0-0	3-3	6	5	0	1	0	3	12
33	Arop, Aguek	*	22	2-7	0-0	0-0	2-3	5	3	0	2	1	1	4
02	Salko, Adam	*	17	0-3	0-2	0-0	0-0	0	4	1	0	0	0	0
TM	TEAM		0	0-0	0-0	0-0	3-2	4	0	0	4	0	0	0
Totals			200	29-63	5-17	8-13	16-27	42	21	11	13	4	8	63

Team Summary	FG	3PT	FT
First Half	17-36 46.9%	5-13 38.46%	5-9 55.56%
Second Half	8-28 28.6%	0-4 0.0%	3-4 75.0%
Total	25-63 39.7%	5-17 29.4%	8-13 61.5%

Technical Fouls: (1) Salko, Adam
 Second Chance Points: 12
 Score Tied: 0 time(s)
 Points in the Paint: 30
 Fast Break Points: 7
 Lead Changed: 1 time(s)
 Points off Turnovers: 13
 Bench Points: 30
 Largest Lead: 0

Utah St. 61

#	Player	GS	MIN	FG	3PT	FT	ORB-DRB	REB	PF	A	TO	BLK	STL	PTS
09	Ashworth, Steven	*	38	5-11	2-5	6-6	0-5	5	2	6	2	0	0	18
23	Funk, Taylor	*	33	4-9	2-4	1-2	1-8	9	2	1	3	2	1	11
02	Belkrow, Sean	*	36	4-13	1-5	0-0	0-6	6	2	4	0	1	1	9
11	Shulga, Max	*	35	2-11	0-3	3-6	1-2	3	2	1	3	0	2	7
32	Dortch, Trevin	*	19	3-4	0-0	1-2	2-1	3	1	0	1	2	3	7
30	Akin, Dan	*	26	1-1	0-0	5-6	1-2	3	5	0	2	0	1	7
24	Hameda, Zee	*	9	1-3	0-2	0-0	1-0	1	0	1	1	0	0	2
05	Eycle-Rock, RJ	*	5	0-0	0-0	0-0	0-0	0	0	0	0	0	0	0
TM	TEAM		0	0-0	0-0	0-0	4-0	4	0	0	0	0	0	0
Totals			200	25-63	5-19	18-22	10-24	34	14	12	10	6	7	61

Team Summary	FG	3PT	FT
First Half	8-26 30.8%	3-10 30.0%	9-14 64.3%
Second Half	12-26 46.2%	2-9 22.2%	7-8 87.5%
Total	20-52 38.5%	5-19 26.3%	16-22 72.7%

Technical Fouls: (1) Ashworth, Steven
 Second Chance Points: 11
 Score Tied: 0 time(s)
 Points in the Paint: 26
 Fast Break Points: 4
 Lead Changed: 1 time(s)
 Points off Turnovers: 17
 Bench Points: 9
 Largest Lead: 0

Utah St. (19-7,8-3 Mountain West) vs- San Jose St. (13-10,6-6 Mountain West)
 02/11/23 at Provident Credit Union Event Center, San Jose, CA

Date: 02/11/23
 Time: 7:00 PM
 Attendance: 2,969
 Site: Provident Credit Union Event Center, San Jose, CA
 Referee: Rob Kruger, Eric Anderson, Brad Ferris

Score By Period	1	2	Total
Utah St.	32	32	64
San Jose St.	31	38	69

Utah St. 64

#	Player	GS	MIN	FG	3PT	FT	ORB-DRB	REB	PF	A	TO	BLK	STL	PTS
09	Ashworth, Steven	*	37	2-6	1-3	9-9	1-5	6	1	5	3	0	2	14
11	Shulga, Max	*	32	4-8	3-6	2-3	0-0	0	0	6	3	1	0	13
32	Dortch, Trevin	*	12	5-9	0-0	1-1	1-4	5	4	0	0	0	0	11
02	Bairdrow, Sean	*	36	4-12	2-5	0-0	1-6	7	4	2	1	0	0	10
23	Runk, Taylor	*	29	2-8	0-6	0-0	0-2	2	3	0	0	0	1	4
30	Akin, Dan	*	27	5-8	0-0	2-2	1-2	3	4	2	3	1	1	12
05	Eycle-Rock, RJ	*	19	0-1	0-0	0-0	0-0	0	2	1	1	0	0	0
24	Hameda, Zee	*	8	0-1	0-0	0-0	0-0	1	1	0	1	0	0	0
TM	TEAM		0	0-0	0-0	0-0	2-1	3	0	0	0	0	0	0
Totals			200	22-52	6-18	14-16	8-21	27	19	15	10	1	4	64

Team Summary	FG	3PT	FT
First Half	12-29 41.4%	3-6 50.0%	6-6 100.0%
Second Half	10-23 43.5%	3-12 25.0%	8-8 100.0%
Total	22-52 42.3%	6-18 33.3%	14-15 93.3%

Technical Fouls: none
 Second Chance Points: 7
 Score Tied: 10 time(s)
 Points in the Paint: 28
 Fast Break Points: 0
 Lead Changed: 14 time(s)
 Points off Turnovers: 11
 Bench Points: 12
 Largest Lead: 0

San Jose St. 69

#	Player	GS	MIN	FG	3PT	FT	ORB-DRB	REB	PF	A	TO	BLK	STL	PTS
10	Moore, Omar	*	37	9-21	1-5	8-9	0-1	1	1	4	1	0	2	27
23	Tolbert, Sage	*	32	3-7	0-2	4-7	2-3	5	3	0	2	1	0	10
05	Dello, Dominika	*	17	2-3	0-0	4-6	2-2	4	4	0	0	3	1	8
13	Carroll, Abner	*	37	3-13	1-5	0-0	1-3	4	3	2	3	0	0	7
15	Anderson, Trey	*	24	3-6	1-2	0-0	0-4	7	4	0	0	0	1	7
31	Greener, Tibet	*	24	2-5	1-4	1-2	1-1	2	1	0	2	1	0	6
22	Vahola, Robert	*	23	2-3	0-0	0-1	6-3	8	1	2	0	0	0	4
01	Anderson, Garrett	*	6	0-1	0-0	0-0	0-2	1	1	0	0	0	0	0
TM	TEAM		0	0-0	0-0	0-0	0-3	3	0	0	2	0	0	0
Totals			200	24-58	4-18	17-25	14-22	38	18	8	10	6	4	69

Team Summary	FG	3PT	FT
First Half	12-31 38.7%	3-11 27.3%	4-6 66.7%
Second Half	12-27 44.4%	1-7 14.3%	13-20 65.0%
Total	24-58 41.4%	4-18 22.2%	17-26 65.4%

Technical Fouls: none
 Second Chance Points: 10
 Score Tied: 10 time(s)
 Points in the Paint: 38
 Fast Break Points: 6
 Lead Changed: 14 time(s)
 Points off Turnovers: 7
 Bench Points: 10
 Largest Lead: 0

GAME 27

AIR FORCE AT UTAH STATE
 FEBRUARY 14, 2023 • DEE GLEN SMITH SPECTRUM

GAME 28

NEVADA AT UTAH STATE
 FEBRUARY 18, 2023 • DEE GLEN SMITH SPECTRUM

Air Force (13-14,4-10 Mountain West) vs- Utah St. (20-7,9-5 Mountain West)
 02/14/23 at Dee Glen Smith Spectrum, Logan, UT

Date: 02/14/23
 Time: 7:00 PM
 Attendance: 6,935
 Site: Dee Glen Smith Spectrum, Logan, UT
 Referee: Glen Meyberry, Frank Harvey II, Verne Harris

Score By Period	1	2	Total
Air Force	32	33	65
Utah St.	40	40	80

Air Force 65

#	Player	GS	MIN	FG	3PT	FT	ORB-DRB	REB	PF	A	TO	BLK	STL	PTS
09	Heldbreder, Jake	*	39	7-11	2-3	0-0	0-3	3	1	4	1	1	0	16
31	Petrakis, Bytis	*	29	1-2	0-0	8-10	1-8	9	3	1	2	1	1	10
14	Becker, Beau	*	34	3-16	2-11	0-0	1-4	5	1	1	2	2	2	8
05	Taylor, Ethan	*	31	2-7	1-5	0-0	0-4	4	2	5	1	0	1	5
24	Mills, Jeffrey	*	7	1-3	0-0	0-0	0-1	1	1	0	0	0	0	2
04	Murphy, Carter	*	31	6-12	1-2	0-0	0-1	1	4	2	2	0	2	13
30	Vander Zwone, Cordean	*	16	3-3	1-1	0-0	0-1	3	0	1	0	0	0	7
15	Green, Corbin	*	6	1-2	0-0	2-2	1-0	1	2	0	0	0	0	4
42	McCreary, Marshall	*	6	0-0	0-0	0-0	0-1	1	1	0	0	0	0	0
TM	TEAM		0	0-0	0-0	0-0	0-1	1	0	0	1	0	0	0
Totals			200	24-55	7-22	10-12	3-24	27	15	14	9	4	8	65

Team Summary	FG	3PT	FT
First Half	13-26 50.0%	4-10 40.0%	2-2 100.0%
Second Half	12-29 41.4%	3-12 25.0%	8-10 80.0%
Total	25-55 45.5%	7-22 31.8%	10-12 83.3%

Technical Fouls: none
 Second Chance Points: 2
 Score Tied: 0 time(s)
 Points in the Paint: 30
 Fast Break Points: 5
 Lead Changed: 0 time(s)
 Points off Turnovers: 8
 Bench Points: 24
 Largest Lead: 0

Utah St. 80

#	Player	GS	MIN	FG	3PT	FT	ORB-DRB	REB	PF	A	TO	BLK	STL	PTS
11	Shulga, Max	*	37	8-16	6-8	8-9	2-5	7	0	3	0	0	0	29
32	Dortch, Trevin	*	16	7-11	0-0	3-4	4-3	7	3	0	2	0	1	17
02	Belkrow, Sean	*	34	5-9	1-1	0-0	0-5	6	3	1	1	2	1	11
09	Ashworth, Steven	*	36	3-7	2-4	0-0	0-1	1	1	3	2	0	1	8
23	Runk, Taylor	*	29	2-7	1-6	0-0	0-5	5	2	3	0	0	1	5
30	Akin, Dan	*	24	2-4	0-0	2-2	1-8	9	1	1	2	0	0	6
05	Eycle-Rock, RJ	*	19	2-5	0-2	0-0	0-3	3	2	2	1	0	0	4
24	Hameda, Zee	*	5	0-1	0-1	0-0	0-0	0	0	0	0	0	0	0
TM														

2022-23 UTAH STATE BOX SCORES

GAME 29 UTAH STATE AT WYOMING FEBRUARY 21, 2023 • LARAMIE, WYOMING

GAME 30 UTAH STATE AT UNLV MARCH 1, 2023 • LAS VEGAS, NEVADA

Utah St. (22-7,11-3 Mountain West) -vs- Wyoming (8-19,2-12 Mountain West)
02/21/23 at Aronson Auditorium, Laramie, WY

Utah St. (23-7,12-5 Mountain West) -vs- UNLV (17-12,6-11 Mountain West)
03/01/23 at Thomas & Mack Center, Las Vegas, NV

Date: 02/21/23
Time: 7:00 PM
Attendance: 3,994
Site: Aronson Auditorium, Laramie, WY
Referee: D.G. Nelson, Gregory Kilson, David Hall

Scores By Period	1	2	Total
Utah St.	33	32	65
Wyoming	33	22	55

Date: 03/01/23
Time: 8:00 PM
Attendance: 7,747
Site: Thomas & Mack Center, Las Vegas, NV
Referee: Nate Horne, Verne Horne, Tony Padilla

Scores By Period	1	2	Total
Utah St.	44	47	91
UNLV	32	34	66

Utah St. 65

#	Player	GS	MIN	FG	3PT	FT	ORB-DRB	REB	PF	A	TO	BLK	STL	PTS
03	Aufworth,Steven	* 36	4-11	1-7	10-12	1-6	7	3	3	1	0	0	19	
11	Shulga,Max	* 35	3-7	2-6	3-4	1-3	4	1	3	3	1	2	11	
23	Pank,Taylor	* 21	3-6	1-3	2-2	0-3	3	3	1	0	3	9		
02	Bairdow,Sean	* 38	2-10	2-6	0-0	2-3	5	2	3	2	0	1	6	
32	Dorkas,Travin	* 10	2-4	0-0	0-0	2-2	4	2	0	2	1	0	4	
30	Akin,Dan	28	5-6	0-0	1-2	1-5	6	2	0	2	1	0	11	
05	Eytle-Rock,RJ	17	4-6	1-5	0-2	0-3	3	1	1	1	0	4	9	
24	Hamoda,Zee	6	1-1	0-0	0-0	0-2	2	1	0	0	0	0	2	
TM TEAM	0	0-0	0-0	0-0	0-3	3	0	0	0	0	0	0	0	
Totals	-	200	21-51	7-27	18-22	7-90	37	15	11	12	8	7	65	

Utah St. 91

#	Player	GS	MIN	FG	3PT	FT	ORB-DRB	REB	PF	A	TO	BLK	STL	PTS
03	Aufworth,Steven	* 34	10-17	5-10	2-2	1-1	2	0	7	2	0	3	27	
11	Shulga,Max	* 35	6-7	3-4	4-5	1-4	5	1	4	5	1	2	19	
32	Dorkas,Travin	* 18	4-8	0-0	0-0	2-5	7	5	0	3	1	0	8	
02	Bairdow,Sean	* 36	2-6	1-2	2-2	4-6	10	3	0	2	0	0	7	
23	Pank,Taylor	* 24	1-3	0-2	0-0	1-3	4	5	0	2	0	0	2	
30	Akin,Dan	* 15	5-5	0-0	3-5	1-2	3	4	1	1	0	3	13	
24	Hamoda,Zee	16	4-5	1-2	0-0	0-2	2	1	1	1	0	0	9	
05	Eytle-Rock,RJ	18	2-3	0-1	2-2	0-3	3	2	3	0	0	1	6	
12	Zapala,Stanley	2	0-0	0-0	0-0	0-0	0	1	0	0	0	1	0	
00	Branchfield,Landon	1	0-0	0-0	0-0	0-0	0	0	0	0	0	0	0	
29	Olsen,Connor	1	0-0	0-0	0-0	0-0	0	0	0	0	0	1	0	
14	Olsen,Connor	1	0-1	0-0	0-0	0-0	0	1	0	0	0	0	0	
TM TEAM	0	0-0	0-0	0-0	0-0	0-0	0	0	0	0	0	0	0	
Totals	-	200	34-55	10-21	13-18	10-26	38	23	16	19	8	10	91	

Team Summary

FG	SPT	FT
12-27 44.44%	6-18 33.33%	3-6 50.00%
Second Half	9-24 37.50%	1-9 11.11%
Total	21-51 41.2%	7-27 25.9%

Team Summary

FG	SPT	FT
19-29 65.52%	4-12 33.33%	10-13 76.92%
Second Half	10-26 38.46%	6-9 66.67%
Total	34-55 61.8%	10-21 47.6%

Technical Fouls: none
Lead Changed: 2 time(s)
Second Chance Points: 11
Points off Turnovers: 12
Bench Points: 16

Technical Fouls: (1)
Lead Changed: 4 time(s)
Second Chance Points: 9
Points off Turnovers: 32
Bench Points: 28

Wyoming 55

#	Player	GS	MIN	FG	3PT	FT	ORB-DRB	REB	PF	A	TO	BLK	STL	PTS
23	DuBoll,Myler	* 38	7-16	5-10	2-2	0-3	3	4	0	1	0	0	21	
21	Maldonado,Hunter	* 40	3-13	0-3	5-6	4-5	9	1	5	6	1	2	11	
28	Olsen,Jeremiah	* 34	3-9	0-3	1-2	1-6	7	4	1	2	1	1	7	
01	Wenzel,Brendan	* 25	1-5	1-2	0-0	0-2	2	3	0	1	1	1	3	
10	Thompson,Hunter	* 26	0-6	0-5	2-2	1-3	4	0	0	0	0	2	2	
44	Powell,Caden	14	1-2	0-0	5-8	1-2	3	3	0	0	0	0	7	
22	Feuter,Kenny	16	2-4	0-0	0-0	0-4	4	3	0	1	0	0	4	
15	Barnhart,Nate	7	0-0	0-0	0-0	0-0	0	1	0	0	0	0	0	
TM TEAM	0	0-0	0-0	0-0	1-3	4	0	0	0	0	0	0	0	
Totals	-	200	17-54	6-23	15-20	8-28	38	19	6	11	8	0	55	

Technical Fouls: (1)
Lead Changed: 4 time(s)
Second Chance Points: 9
Points off Turnovers: 32
Bench Points: 28
Largest Lead: 0 0

UNLV 66

#	Player	GS	MIN	FG	3PT	FT	ORB-DRB	REB	PF	A	TO	BLK	STL	PTS
55	Harless,Eliah	* 30	7-15	4-6	2-2	0-1	1	3	1	1	1	0	20	
03	Nowell,Shane	* 22	1-8	0-2	8-10	4-5	9	1	0	1	0	2	10	
10	Gilbert,Keshon	* 24	3-6	0-0	3-2	3-2	5	2	2	4	0	0	8	
02	Webster,Justin	* 22	0-3	0-2	1-1	0-0	0	1	0	0	0	0	1	
12	Mokos,David	* 11	0-2	0-0	0-0	0-0	0	1	0	0	1	0	0	
24	Johnson,III,Jackie	25	3-5	3-4	0-0	1-1	2	0	0	2	0	2	9	
14	Hill,Kayshawn	12	1-4	0-1	4-5	1-3	4	2	0	2	0	0	6	
00	Isuakor,Victor	8	1-3	0-0	2-2	2-1	3	1	0	0	0	1	4	
05	McCabe,Jordan	19	1-5	1-4	0-0	0-0	0	2	1	4	1	0	3	
15	Rodriguez,Leo	20	1-6	0-0	0-0	0-0	0	3	0	0	0	0	2	
34	Burke,Cameron	1	0-0	0-0	2-2	1-0	1	0	0	0	0	0	2	
22	Zones,Karl	6	0-0	0-0	1-2	1-0	1	0	0	2	0	0	1	
TM TEAM	0	0-0	0-0	0-0	3-0	3	0	0	0	0	0	0	0	
Totals	-	200	18-57	8-23	22-27	16-13	29	15	9	17	2	0	66	

Team Summary

FG	SPT	FT
13-26 50.00%	4-12 33.33%	7-10 70.00%
Second Half	7-26 26.92%	3-11 27.27%
Total	18-57 31.6%	7-23 30.4%

Technical Fouls: none
Lead Changed: 4 time(s)
Second Chance Points: 16
Points off Turnovers: 16
Bench Points: 27
Largest Lead: 0 0

GAME 31 BOISE STATE AT UTAH STATE MARCH 4, 2023 • DEE GLEN SMITH SPECTRUM

GAME 32 TBD VS #3 UTAH STATE MARCH 9, 2023 • LAS VEGAS, NEVADA

Boise St. (23-8,12-3 Mountain West) -vs- Utah St. (24-7,13-5 Mountain West)
03/04/23 at Dee Glen Smith Spectrum, Logan, UT

Date: 03/04/23
Time: 7:00 PM
Attendance: 9,963
Site: Dee Glen Smith Spectrum, Logan, UT
Referee: Marc A. Beesley, Mike Sophers, Michael Greenstein

Scores By Period	1	2	Total
Boise St.	33	40	73
Utah St.	47	39	86

Boise St. 73

#	Player	GS	MIN	FG	3PT	FT	ORB-DRB	REB	PF	A	TO	BLK	STL	PTS
11	Ago,Chibozo	* 38	6-11	4-7	2-3	0-4	4	1	1	0	0	3	18	
02	Degehnert,Tyson	* 37	5-11	0-3	4-5	2-4	6	1	2	1	0	0	14	
10	Sheper, Jr.,Morces	* 38	4-12	0-2	6-6	1-6	7	2	5	1	0	2	13	
12	Rice,Max	* 33	4-12	2-6	3-3	1-4	5	4	2	1	0	1	13	
23	Smith,Mele	* 26	2-3	1-1	0-0	1-1	2	3	0	1	1	0	5	
25	Milner,Lukas	16	2-2	0-0	2-2	3-0	3	3	1	0	1	0	6	
16	Whitins,Dave	19	2-4	0-2	0-0	1-1	2	1	0	9	0	0	4	
03	Young,Kobe	3	0-1	0-0	0-0	0-0	0	1	0	1	0	0	0	
TM TEAM	0	0-0	0-0	0-0	0-0	0	0	0	0	1	0	0	0	
Totals	-	200	25-56	7-21	18-19	9-20	29	16	11	9	2	4	73	

Utah St. 86

#	Player	GS	MIN	FG	3PT	FT	ORB-DRB	REB	PF	A	TO	BLK	STL	PTS
23	Pank,Taylor	* 29	9-12	4-6	2-2	2-6	8	4	1	1	0	1	24	
03	Ashworth,Steven	* 39	6-13	3-6	4-5	0-4	4	1	8	0	0	4	19	
02	Bairdow,Sean	* 36	6-10	0-2	0-0	1-6	7	3	4	1	0	0	12	
11	Shulga,Max	* 31	4-7	0-1	3-3	1-3	1	6	1	0	0	0	11	
32	Dorkas,Travin	* 11	2-3	0-0	0-1	0-1	1	0	0	1	1	0	4	
30	Akin,Dan	31	4-5	0-0	6-6	0-2	2	3	3	4	1	1	14	
05	Eytle-Rock,RJ	14	1-4	0-3	0-0	0-0	0	1	1	1	0	0	2	
24	Hamoda,Zee	10	0-2	0-2	0-0	1-0	1	3	1	0	0	0	0	
TM TEAM	0	0-0	0-0	0-0	0-0	1-1	2	0	0	9	0	0	0	
Totals	-	200	32-56	7-20	15-17	8-23	29	16	24	9	2	6	86	

Team Summary

FG	SPT	FT
10-27 37.04%	4-11 36.36%	9-11 81.82%
Second Half	14-27 51.85%	3-8 37.50%
Total	24-54 44.4%	12-19 63.2%

Team Summary

FG	SPT	FT
19-29 65.52%	4-12 33.33%	10-13 76.92%
Second Half	10-26 38.46%	6-9 66.67%
Total	34-55 61.8%	10-21 47.6%

Technical Fouls: none
Lead Changed: 2 time(s)
Second Chance Points: 7
Points off Turnovers: 11
Bench Points: 10

Technical Fouls: none
Lead Changed: 4 time(s)
Second Chance Points: 16
Points off Turnovers: 16
Bench Points: 27
Largest Lead: 0 0

Utah St. 86

#	Player	GS	MIN	FG	3PT	FT
---	--------	----	-----	----	-----	----



LANDON BRENCHLEY							
6-4 • 215 • R-FR • G • Providence, Utah (Ridgeline HS)							
GP/GS	PPG	RPG	APG	SPG	FG%	3FG%	FT%
Season	6/0	0.0	0.8	0.3	0.0	.000	.000
MW	3/0	0.0	0.7	0.0	0.0	.000	.000
Career	6/0	0.0	0.8	0.3	0.0	.000	.000

- One of five returned missionaries for The Church of Jesus Christ of Latter-day Saints on the Utah State roster, serving in Toronto, Canada (Mandarin speaking).
- One of two Cache Valley natives on the Utah State roster, graduating from Ridgeline High School.

BRENCHLEY'S CAREER HIGHS			
PTS:	-	REB:	3 vs Westminster (12/15/22)
ASTS:	2 vs Westminster (12/15/22)	STLS:	-
BLKS:	-	MINs:	3 vs Westminster (12/15/22)



SEAN BAIRSTOW <i>BARE Stoe</i>							
6-8 • 205 • SR • Guard • Brisbane, Australia (Churchie)							
GP/GS	PPG	RPG	APG	SPG	FG%	3FG%	FT%
Season	31/31	10.5	5.1	2.6	0.5	.478	.419
MW	71/33	6.5	2.8	1.5	0.4	.478	.315
Career	113/50	6.6	2.7	1.5	0.4	.485	.320

- Has family ties to both Utah State and the Mountain West as his sister, Stephanie, was a member of the USU women's basketball team from 2013-14, and his brother, Cam, was an all-conference performer at New Mexico from 2011-14.
- Was a member of the U19 Australian National Team and a two-year member of the U20 Queensland team.
- Has scored in double figures in 35 games during his Aggie career.
- One of six Aggies to score 20 or more points this season.
- One of four Aggies to log a double-double, recording one this season.

BAIRSTOW'S CAREER HIGHS			
PTS:	20 (2) vs New Mexico (2/1/23)		
REB:	10 (2) at UNLV (3/1/23)		
ASTS:	10 at Colorado State (2/4/23)		
STLS:	4 at Colorado State (1/12/22)		
BLKS:	2 (2) Colorado State (2/26/22)		
MINs:	39 at Fresno State (1/18/22)		



STEVEN ASHWORTH							
6-1 • 170 • JR • Guard • Alpine, Utah (Lone Peak HS)							
GP/GS	PPG	RPG	APG	SPG	FG%	3FG%	FT%
Season	31/21	16.3	3.4	4.7	1.1	.467	.450
MW	54/31	10.6	2.8	3.9	0.9	.404	.380
Career	93/38	10.4	2.6	3.7	0.8	.423	.415

- Served a two-year mission for The Church of Jesus Christ of Latter-day Saints in Indianapolis, Indiana. Earned the nickname "Boots" on his mission after playing some pick-up basketball in his snow boots.
- One of six Aggies to score 20 or more points this season.
- Has scored in double figures 48 times during his Aggie career.

ASHWORTH'S CAREER HIGHS			
PTS:	30 vs Oral Roberts (11/22/22)		
REB:	8 at Air Force (1/3/23)		
ASTS:	9 at San Diego (11/17/22)		
STLS:	4 (2) vs Boise State (3/4/23)		
BLKS:	1 (2) vs Oklahoma (11/21/21)		
MINs:	40 vs Boise State (1/20/22)		



RJ EYCLE-ROCK <i>EYE del rock</i>							
6-4 • 225 • SR • Guard • London, England (UMBC)							
GP/GS	PPG	RPG	APG	SPG	FG%	3FG%	FT%
Season	30/0	2.7	0.8	0.8	0.3	.429	.361
MW	34/15	5.9	1.9	1.3	0.5	.454	.366
Career	134/94	7.6	2.8	2.0	0.6	.423	.357

- Has scored in double figures 44 total times during his career, including 10 games at Utah State.
- Reunites with former UMBC and Barking Abbey teammate Dan Akin on the 2022-23 USU roster.

EYCLE-ROCK'S CAREER HIGHS			
PTS:	31 vs Vermont (3/10/20)		
REB:	10 at Albany (2/20/20)		
ASTS:	7 (2) at Vermont (2/22/20)		
STLS:	4 at Georgetown (11/25/20)		
BLKS:	2 vs Nevada (2/18/23)		
MINs:	42 vs Towson (12/11/18)		



MAX SHULGA <i>Shool ga</i>							
6-4 • 197 • JR • Guard • Kyiv, Ukraine (Basketball School of Excellence (Torredonnedes, Spain))							
GP/GS	PPG	RPG	APG	SPG	FG%	3FG%	FT%
Season	31/31	12.1	4.5	4.0	0.7	.443	.373
MW	51/19	6.1	2.4	1.8	0.6	.436	.372
Career	86/33	6.4	2.9	1.9	0.6	.448	.381

- One of six Aggies to score 20 or more points this season.
- One of four Aggies to log a double-double, recording four this season.
- Has scored in double figures 27 times in his USU career.
- Member of both the U20 and U18 Ukrainian National team.
- Shulga is fluent in four different languages, including English, Russian, Spanish and Ukrainian.

SHULGA'S CAREER HIGHS			
PTS:	29 vs Air Force (2/14/23)		
REB:	10 (3) vs Nevada (2/18/23)		
ASTS:	10 vs Utah Tech (12/12/22)		
STLS:	4 vs Nevada (2/28/21)		
BLKS:	2 vs Seattle (12/22/22)		
MINs:	37 (2) vs New Mexico (2/11/23)		



SZYMON ZAPALA <i>SHE mon Za PAH la</i>							
6-11 • 240 • JR • Center • Zaborze, Poland (SMS Pzkosz Wladyslawow)							
GP/GS	PPG	RPG	APG	SPG	FG%	3FG%	FT%
Season	10/0	0.7	0.6	0.1	0.1	.750	.333
MW	25/0	0.8	1.3	0.0	0.1	.400	.000
Career	44/0	1.2	1.4	0.1	0.1	.556	.000

- Member of the Polish National team at the 2019 U18 European Championships, averaging 7.5 points, 5.1 rebounds and 1.0 blocks per game as his team finished second.
- Scored in double figures once in his Aggie career.

ZAPALA'S CAREER HIGHS			
PTS:	10 vs Carroll College (11/29/21)		
REB:	6 (3) vs New Mexico (2/22/22)		
ASTS:	2 vs Carroll College (11/29/21)		
STLS:	1 (2) at Boise State (3/4/22)		
BLKS:	2 vs New Mexico (2/22/22)		
MINs:	12 (2) at Boise State (2/19/22)		



CONNER GILLIS							
6-2 • 150 • JR • Guard • Charlotte, North Carolina (Gaston Christian HS)							
GP/GS	PPG	RPG	APG	SPG	FG%	3FG%	FT%
Season	6/0	0.0	0.0	0.0	0.0	.000	.000
MW	4/0	0.0	0.0	0.0	0.0	.000	.000
Career	12/0	0.3	0.0	0.0	0.0	.250	.333

- Took one year off from college basketball after enrolling as a student at East Carolina as a freshman.
- Prepped at Gaston Christian High School, averaging 12.0 points, 2.8 assists and 2.0 rebounds per game.

GILLIS' CAREER HIGHS			
PTS:	3 vs New Mexico State (11/19/21)		
REB:	-		
ASTS:	-		
STLS:	-		
BLKS:	1 at UNLV (3/1/23)		
MINs:	3 vs New Orleans (12/11/21)		



CONNOR ODOM							
5-11 • 165 • JR • Guard • Annapolis, Maryland (Archbishop Spalding HS)							
GP/GS	PPG	RPG	APG	SPG	FG%	3FG%	FT%
Season	4/0	0.0	0.0	0.0	0.0	.000	.000
MW	8/0	0.0	0.1	0.0	0.0	.000	.000
Career	10/0	0.3	0.2	0.0	0.0	.200	.500

- Oldest of two sons of USU head coach Ryan Odom.
- Originally signed with Maryland before playing one semester at Flagler College in St. Augustine, Florida.


ODOM'S CAREER HIGHS			
PTS:	3 vs Air Force (3/9/22)		
REB:	1 (2) vs Air Force (3/9/22)		
ASTS:	-		
STLS:	-		
BLKS:	-		
MINs:	2 (4) vs Air Force (3/9/22)		



RYLAN JONES							
6-0 • 178 • SR • Guard • Holladay, Utah (Utah)							
GP/GS	PPG	RPG	APG	SPG	FG%	3FG%	FT%
Season	13/10	4.2	1.3	3.3	0.8	.367	.357
MW	18/9	5.5	2.3	3.1	0.9	.458	.262
Career	89/75	6.7	2.4	4.2	1.2	.403	.347

- For his career, Jones has a better than 2-to-1 assist-to-turnover ratio.
- Has scored in double figures 23 times in his career, including in seven games at Utah State.
- One of just three players in the state of Utah to earn back-to-back Mr. Basketball honors.

JONES' CAREER HIGHS			
PTS:	25 vs BYU (12/4/19)		
REB:	10 vs Mississippi Valley State (11/8/19)		
ASTS:	11 (2) vs New Orleans (12/11/21)		
STLS:	5 (2) vs Idaho State (12/8/20)		
BLKS:	1 (3) vs Saint Mary's (12/2/21)		
MINs:	47 vs Penn (11/18/21)		



ISAAC JOHNSON							
7-0 • 245 • SO • Center • American Fork, Utah (Oregon)							
GP/GS	PPG	RPG	APG	BPG	FG%	3FG%	FT%
Season	Redshirting 2022-23 season						
MW	-						
Career	14/-	2.4	1.1	0.2	0.0	.600	0.0

- One of five returned missionaries for The Church of Jesus Christ of Latter-day Saints on the Utah State roster, serving in Ohio.
- Appeared in 13 games for Oregon during the 2021-22 season, totaling 33 points and 16 rebounds.


JOHNSON'S CAREER HIGHS			
PTS:	8 vs Chaminade (11/22/21)		
REB:	2 (6) vs Oregon State (11/29/22)		
ASTS:	1 (3) vs Chaminade (11/22/21)		
STLS:	-		
BLKS:	-		
MINs:	12 vs Montana (11/29/21)		



MASON FALSLEV							
6-3 • 190 • FR • Guard • Benson, Utah (Sky View HS)							
GP/GS	PPG	RPG	APG	SPG	FG%	3FG%	FT%
Season	Redshirting 2022-23 season						
MW	-						
Career	-						

- One of five returned missionaries for The Church of Jesus Christ of Latter-day Saints on the Utah State roster, serving in Brazil.
- One of two Cache Valley natives on the Utah State roster, graduating from Sky View High School.
- Named *The Herald Journal* Male Scholar-Athlete of the Year in 2020. Falslev earned back-to-back 4A state MVP honors in basketball and was the 2019 4A MVP in football.

FALSLEV'S CAREER HIGHS			
PTS:	-		
REB:	-		
ASTS:	-		
STLS:	-		
BLKS:	-		
MINs:	-		



TAYLOR FUNK							
6-9 • 220 • GR • Forward • Lancaster, Pennsylvania (Saint Joseph's)							
GP/GS	PPG	RPG	APG	SPG	FG%	3FG%	FT%
Season	30/30	13.2	5.4	1.7	0.9	.451	.380
MW	18/18	12.6	4.6	1.3	0.9	.474	.369
Career	150/130	12.2	5.5	1.5	0.8	.426	.358

- One of six Aggies to score 20 or more points this season.
- One of four Aggies to log a double-double, recording three this season.
- Has scored in double figures 94 times in his career and has logged nine career double-doubles.

FUNK'S CAREER HIGHS			
PTS:	36 vs Dayton (2/24/21)		
REB:	14 (2) vs UVU (11/7/22)		
ASTS:	7 (2) vs Utah Tech (12/1/22)		
STLS:	5 vs Santa Clara (11/14/22)		
BLKS:	3 (3) vs Bradley (11/11/22)		
MINs:	46 at George Mason (1/20/21)		



ZEE HAMODA <i>ha MO da</i>							
6-7 • 170 • SO • Forward • Riffa, Bahrain (Bridgton Academy)							
GP/GS	PPG	RPG	APG	SPG	FG%	3FG%	FT%
Season	30/0	4.7	2.5	0.7	0.3	.414	.364
MW	31/0	2.6	1.6	0.5	0.2	.352	.244
Career	58/0	3.7	1.8	0.6	0.3	.395	.313

- Is the first player from Bahrain to play NCAA Division I men's basketball.
- Attended one year of prep school at Bridgton Academy (Bridgton, Maine) and was ranked as the top recruit coming out of the Pine Tree State.
- Represented Bahrain in the 2018 FIBA U18 Asia Championship and in the 2020 FIBA Asia Cup Qualifiers.
- Has scored in double figures five times in his career.
- One of five Aggies to score 20 or more points this season.

HAMODA'S CAREER HIGHS			
PTS:	28 vs Westminster (12/15/22)		
REB:	7 vs San Francisco (12/4/22)		
ASTS:	3 (4) vs Westminster (12/15/22)		
STLS:	4 vs Westminster (12/15/22)		
BLKS:	2 (3) vs Bradley (11/11/22)		
MINs:	25 (2) vs Westminster (12/15/22)		



DAN AKIN <i>AA (like the a in cat) kin</i>							
6-9 • 225 • 6TH • Forward • London, England (Cal Baptist)							
GP/GS	PPG	RPG	APG	SPG	FG%	3FG%	FT%
Season	31/25	12.1	6.8	0.9	0.5	.665	1.000
MW	18/0	11.7	6.9	1.0	0.6	.664	1.000
Career	156/95	7.8	5.9	0.8	0.5	.589	.500

- One of six Aggies to score 20 or more points this season.
- One of four Aggies to log a double-double, recording six this season.
- Akin previously played under current USU head coach Ryan Odom at UMBC. He was on the squad and scored the first basket in UMBC's historic NCAA Tournament victory over top-seeded Virginia during the 2017-18 season.
- Reunites with former UMBC and Barking Abbey teammate RJ Eytel-Rock on the 2022-23 USU roster.

AKIN'S CAREER HIGHS			
PTS:	24 at UC Riverside (12/12/21)		
REB:	17 at UTRGV (2/12/22)		
ASTS:	5 (2) vs New Mexico (2/1/23)		
STLS:	3 (5) at UNLV (3/1/23)		
BLKS:	6 at Tarleton State (1/20/22)		
MINs:	40 vs Seattle U (11/7/22)		



TREVIN DORIUIS							
7-1 • 240 • SR • Center • Heber City, Utah (Wasatch HS)							
GP/GS	PPG	RPG	APG	SPG	FG%	3FG%	FT%
Season	31/31	6.1	3.8	0.2	0.5	.591	.000
MW	67/21	3.3	2.7	0.2	0.4	.580	.000
Career	111/35	3.5	2.9	0.2	0.4	.570	.000

- Scored in double figures 10 times in his career.
- Used a redshirt year during the 2016-17 season before departing for a mission for The Church of Jesus Christ of Latter-day Saints in Scottsdale, Arizona.

DORIUIS' CAREER HIGHS			
PTS:	17 vs Air Force (2/14/23)		
REB:	11 vs St. Katherine (12/10/19)		
ASTS:	2 (3) vs Washington St. (12/25/22)		
STLS:	3 vs San José State (12/21/20)		
BLKS:	2 (15) vs San Diego State (2/8/23)		
MINs:	24 vs St. Katherine (12/10/19)		