

San Diego State Looks For Its Second Consecutive Victory Tuesday Night As It Hosts UMBC At Cox Arena

San Diego State (5-4) looks for its second consecutive victory Tuesday night against Maryland-Baltimore County (4-4/1-0 America East) at Cox Arena.

The game is the first-ever meeting between the two schools and is part of a women's and men's basketball double-header. The women's team is slated to play Boise State at 5:30 p.m. PST with the men to follow at 8 p.m. PST. One ticket to either the women's or men's game will allow fans to watch both games. There is no television coverage for either game, but the SDSU-UMBC game can be heard on CASH 1700-AM beginning at 7:30 p.m. PST with Aztec Pregame.

San Diego State recently snapped its two-game losing streak, both to Pacific-10 Conference opponents, as it posted a 66-54 victory last Saturday over long-time rival UC Santa Barbara at Cox Arena.

The Aztecs led wire-to-wire and went into the halftime break leading the Gauchos by 10, 28-18. The 18 points allowed by San Diego State was its lowest point total allowed after one half this season and was the lowest since Nov. 21, 2003, versus Long Beach State when SDSU allowed 15 first half points. Even with the halftime lead, SDSU found itself without arguably its best player in junior forward Marcus Slaughter.

The preseason Mountain West Conference player of the year played only eight minutes after he sprained his left knee going after a rebound. The injury forced him to leave the game and he would not return.

With the loss of Slaughter, SDSU got solid contributions from its freshman frontcourt. Kyle Spain, the MWC player of the week, scored a career-high 17 points on 8-of-10 shooting, grabbed seven rebounds and recorded five steals. Brett Hoerner, in his first extensive minutes of the season, scored nine points (3-4 FGs) and had two steals in 14 minutes of action. In all, the Aztec frontcourt scored 44 points on 20-of-29 shooting.

The game also marked the return of senior forward Trimaine Davis. The team captain came off the bench to score six points (3-4 FGs) in 25 minutes. Davis had miss the previous four games due to knee surgery to remove a loose bone chip.



Maryland-Baltimore County visits Montezuma Mesa with a 4-4 record and are winners of two straight. The Retrievers have most recently defeated Stony Brook (72-57) and

▶ SAN DIEGO STATE

Record: 5-4
Last Game: vs. UCSB (W, 66-54)
Streak: Last 5: W, 1; 2-3
rpiratings/collegerpi: 183/186
Head Coach: Steve Fisher
Career Record: 270-183 (15th full)
SDSU Record: 86-101 (7th)
vs. UMBC: 0-0

▶ UMBC

Record: 4-4
Last Game: vs. William & Mary (W, 64-60)
Streak: Last 5: W, 2; 3-2
rpiratings/collegerpi: 210/214
Head Coach: Randy Monroe
Career Record: 14-23 (2nd)
UMBC Record: 14-23 (2nd)
vs. San Diego State: 0-0

▶ THE SERIES

Tuesday will mark the first-ever meeting between Maryland-Baltimore County and San Diego State.

▶ AZTEC NOTES

After scoring a career-high 17 points against UC Santa Barbara Saturday night, freshman Kyle Spain is averaging 9.6 points per game, third most on the team, and 6.7 rebounds, which ranks second behind the injured Marcus Slaughter.

INSIDE...

StatsPage 26

■ San Diego State freshman Kyle Spain earned his first Mountain West Conference player of the week award on Monday. The forward has started eight straight games and is coming off a career-high 17 points against UC Santa Barbara.
▷ *Spain, page 3, 18*

■ The 2005-06 freshmen class is making mighty contributions. Two of the top four players in total minutes are true freshmen and the class has combined for three double-doubles.
▷ *Freshmen Contributions, page 5*

■ Trimaine Davis returned after missing four games due to injury. The team with and without him is night and day with the team going 4-1 with him and 1-3 without him.
▷ *Life Without Train, page 3*

William & Mary (64-60), both home games, with the SDSU game marking the first of four games on the road. Three of UMBC's four losses have come on the road.

Tuesday's game will be the Aztecs second of the season against an America East opponent. Earlier this season, SDSU defeated preseason conference favorite Albany, 80-53, at Cox Arena (Nov. 26).

The contest against the Retrievers is the last of a three-game homestand for the Aztecs. Next up for SDSU is a trip to Rhode Island, where it will face Big East member Providence on Dec. 27.

AZTECS AT-A-GLANCE (5-4 OVERALL/0-0 MOUNTAIN WEST)

No.	Name (Career G/GS)	Pos.	Ht.	Wt.	Cl.	PPG	RPG	Misc.	Note	▶ - Probable Starters
00	Brett Hoerner (8/0)	F	6-11	206	Fr.	2.5	1.3	4 blks.	CH 9 pts., 1 assist, 2 steals, 2 blocked shots and 14 MP vs. UCSB	
1	▶ Brandon Heath (68/63)	G	6-4	198	Jr.	16.2	2.6	2.2 apg	21st SDSU player to score 1K (1,091); 25 career 20-pt. gms.	
3	▶ Richie Williams (9/9)	G	5-9	158	Fr.	4.2	1.9	3.4 apg	Unbelievably quick off the dribble; 23 asts., 12 TOs in last six games	
15	John Sharper (95/26)	G	6-0	190	Sr.	8.8	1.3	39.3 3FGs	10+ points in 4 of last 7 games; 8 straight games with multiple treys	
20	▶ Trimaine Davis (75/10)	C	6-7	235	Sr.	8.4	2.2	68.0 FGs	Played vs. UCSB, first game back since Nov. 30 (knee); CH 13 pts. at UAF	
21	Matt Thomas (38/11)	G	6-3	200	So.	1.9	1.3	1.1 apg	CH 7 assists vs. USM; Just five turnovers in last 104 minutes	
24	Tim McGrath (8/0)	F	6-5	187	Fr.	0.9	1.1	8.9 mpg	Played in 8 straight games; Logged 12+ minutes in last 3-of-4 games	
30	Chris Lamb (4/0)	F	6-10	231	Fr.	0.5	0.0	0.5 bpg	Grew nine inches during his prep career; Played CH 13 min. vs. WSU	
33	▶ Kyle Spain (9/8)	F	6-5	218	Fr.	9.6	6.7	1.4 spg	CH 17 points vs. UCSB; 53.7 FG pct.; Great body for a true freshman	
34	Mohamed Abukar	F	6-10	216	Jr.	---	---	---	ELIGIBLE DEC. 27 at Providence; MWC preseason newcomer of the year	
42	Marcus Slaughter (66/54)	F	6-9	220	Jr.	17.4	10.2	1.6 apg	Left UCSB game due to left knee sprain in first half	
50	▶ Mohamed Camara (38/26)	C	6-10	245	Sr.	4.7	5.4	55.9 FGs	Speaks 6 languages; First career double-double vs. USD (10 pts., 10 rebs.)	

Head Coach: Steve Fisher (Illinois State, 1967) • 270-183 (15th full season overall) • 86-101 (seventh season at SDSU)

Assistant Head Coach: Brian Dutcher (Minnesota, 1982) **Assistant Coaches:** Gregg Gottlieb (UCLA, 1995), Mark Hughes (Michigan, 1989)

Director of Operations: Mark Fisher (Michigan, 2001) **Director of Player Development:** Matt Soria (San Diego State, 2001)

Athletic Trainer: Mark Haines (Metropolitan State College, 1987)

SCHEDULE/RESULTS

Date	Opponent (Television)	Time/Result	Note	Record	Sagarin	RPI
BP Top of the World Classic (Fairbanks, Alaska)						
N.17	at Alaska Fairbanks	W, 67-55	► Slaughter 13th career double-double (16 pts., 11 rebs.); Heath 23 pts., Davis CH 13 pts.	7-2	---	---
N.19	vs. Illinois-Chicago	L, 63-66	► Rebounds: UIC 36-30; Heath only Aztec player to reach double figures (18 pts.)	6-4	106	92
N.20	vs. Southern Mississippi	W, 79-51	► Aztecs use 40-9 run to blow game open; Break school-record with 76.9 3FG pct.	3-6	302	272
N.26	ALBANY (Ch. 4 San Diego)	W, 80-53	► Points in the paint: SDSU 36-16; Aztecs limit Albany to 34.7 FG pct.	2-6	233	189
N.30	at San Diego (Ch. 4 San Diego)	L, 80-90	► Four Aztecs score in double figures; Camara first career double-double (10 pts., 10 rebs.)	7-3	157	223
D.3	POINT LOMA NAZARENE	W, 88-77	► Rebounds: SDSU 47-31; Aztecs shoot season-high 92.3 pct. (24-26) from FT line	6-2	---	---
D.6	at California	L, 82-64	► Cal: 50.9 FG percent and forced 20 SDSU turnovers; Slaughter 22 pts., 13 rebs.	6-2	117	144
San Diego SLAM Presented (Cox Arena; San Diego, Calif.)						
D.10	USD vs. Fresno St. (Ch. 4 San Diego)	USD, 72-61	► Final score - San Diego 72, Fresno State 61			
D.10	WASHINGTON STATE (Ch. 4 San Diego)	L, 49-60	► Aztecs miss 23 straight field goal attempts in the 2nd half; Shoot 26.4 pct. for game	6-2	95	77
D.17	UC SANTA BARBARA (Ch. 4 San Diego)	W, 66-54	► Spain career-high 17 pts; Aztec frontcourt scores 44 points on 20-29 shooting	3-4	184	184
D.20	MD.-BALTIMORE CO.	8:00 p.m. PST	► First meeting with the Retrievers; Doubleheader with SDSU women	4-4	260	210
D.27	at Providence (Ch. 4 San Diego)	7:30 p.m. EST	► Aztecs play at first Big East opponent since '81; Lost 71-53 at Georgetown	3-4	103	122
D.31	LOYOLA MARYMOUNT (Ch. 4 San Diego)	Noon PST	► Meet for 3rd straight yr.; In San Diego: Aztecs lead 23-9 and have won 6 of last 7	3-6	236	167
J.4	*COLORADO STATE (Ch. 4 San Diego)	7:05 p.m. PST	► SDSU has won 3 straight conference openers; SDSU won 4 of last 5 at home	7-1	30	17
J.7	*at Air Force	7:05 p.m. MST	► Aztecs eliminated AFA from MWC Tourney '05; Last win at USAFA was 2003	9-1	52	90
J.11	*at Utah	7:00 p.m. MST	► SDSU is 1-25 lifetime at Utah (won on 2/25/82)	5-3	153	162
J.14	*UNLV (SportsWest)	7:05 p.m. PST	► Teams have split season series last two years; Heath: 100 career pts. vs. UNLV	3-5	105	135
J.18	*at TCU	7:00 p.m. CST	► TCU leads 3-0; Frogs won last meeting 91-69 on Feb. 14, 1998, in Fort Worth	3-6	234	252
J.21	*BRIGHAM YOUNG (SportsWest)	7:05 p.m. PST	► SDSU swept series last year and has won three of last four overall	6-2	112	120
J.25	*NEW MEXICO (SportsWest)	7:05 p.m. PST	► Lobos have won four straight in series; Aztecs have won 3 of last 4 at Cox	6-3	166	119
J.28	*at Wyoming	2:00 p.m. MST	► SDSU 4-20 all-time at Wyoming, but have won 2 of last 3 in Laramie	5-4	214	259
F.4	*at Colorado State	7:00 p.m. MST	► SDSU has lost at CSU in OT in both '03 (2OT) and '04	7-1	30	17
F.8	*AIR FORCE (Ch. 4 San Diego)	7:05 p.m. PST	► Aztecs are 19-6 vs. AFA at home; won three of last four contests at Cox	9-1	52	90
F.11	*UTAH (ESPN+Plus)	Noon PST	► Only win vs. Utah since '95 came at Cox on 1/18/03	5-3	153	162
F.16	*at UNLV (ESPN2)	7:00 p.m. PST	► Aztecs have three all-time wins at UNLV ('79, '02, '05); 2 of those under Fisher	3-5	105	135
F.18	*TCU (Ch. 4 San Diego)	7:05 p.m. PST	► 3rd straight game against an '05 postseason opponent; Frogs 3rd visit to SDSU	3-6	234	252
F.22	*at Brigham Young (SportsWest)	7:00 p.m. MST	► Walton's shot as time expired gave SDSU win at BYU last season	6-2	112	120
F.25	*at New Mexico (ESPN+Plus)	1:00 p.m. MST	► Aztecs are 4-23 at New Mexico; Holcomb had 23 pts., 9 rebs. in 2002 SDSU win	6-3	166	104
M.1	*WYOMING	7:05 p.m. PST	► SDSU has won 2 of last 3 vs. UW at Cox; Last season Cowboys won in OT	5-4	214	259
M.3	SOUTH DAKOTA STATE (Ch. 4 San Diego)	7:05 p.m. PST	► 2nd meeting; Aztecs claimed 64-49 last year; Senior Night game	3-7	282	213
Mountain West Conference Basketball Tournament (Pepsi Center, Denver, Colo.)						
M.7	Preliminary Round		► San Diego State tries to repeat 2002 MWC championship run			
M.9	Quarterfinal Round					
M.10	Semifinal Round					
M.11	Championship Game					

* - Indicates Mountain West Conference game. Record, RPI and Sagarin is current as of Sun., Dec. 18.

Contact Information

► SDSU

Mike May,
Assistant AD/MRD
Office (619) 594-5547
Cell (619) 957-8372
Home (619) 644-1767
Fax (619) 582-6541
E-Mail mmay@mail.sdsu.edu
Web goaztecs.com

► UMBC

Steve Levy,
Associate AD/MRD
Office (410) 455-2197
Fax (410) 455-3994
E-Mail slevy@umbc.edu
Web umbcretrievers.com

► PROVIDENCE

Arthur Parks
Office (401) 865-2759
Fax (401) 865-2583
E-Mail aparks@providence.edu
Web friars.com

San Diego State Snaps Two-Game Losing Skid; Defeats UC Santa Barbara, 66-54, at Cox Arena Saturday Night

SAN DIEGO -- San Diego State broke its two-game losing streak with a 66-54 victory over long-time rival UC Santa Barbara despite losing Marcus Slaughter due to injury in the first half.

Slaughter, the Mountain West Conference preseason player of the year, sprained his left knee while going for a rebound just eight minutes into the game. He left the game and did not return.

The Aztecs led wire-to-wire and went into halftime leading the Gauchos, 28-18. The 18 points allowed by San Diego State was its lowest point total allowed after one half this season and was the lowest since the 2003 season.

With the loss of Slaughter, freshman Kyle Spain elevated his game en route to a career-high 17 points, seven rebounds and five steals. Classmate Brett Hoerner turned in a nice performance with a career-high nine points in a season-high 14 minutes.

The Aztec frontcourt carried SDSU to victory as it scored 44 of the team's 66 points on 20-of-29 shooting.

The game also marked the return of senior team captain Trimaine Davis who had missed the last four games due to arthroscopic knee surgery. The forward contributed six points and three rebounds in 25 minutes of action.

San Diego State outshot the Gauchos from the field (48.1 percent to 40.7 percent) and improved to 15-2 since the beginning of the 2003-04 when having a higher field goal percentage than its opponent.

UC Santa Barbara was led by Cecil Brown's 12 points and Derek Rasp's 11 off the bench.

San Diego State 66, UC Santa Barbara 54

Dec. 17, 2005 | Cox Arena at Aztec Bowl | San Diego, Calif.

UCSB	MP	FG	3FG	FT	R	F	A	TO	B	S	TP
Devine	*25	1-6	0-0	0-0	5	4	1	4	0	1	2
Goettsche	*27	4-8	0-0	1-6	7	0	0	1	2	0	9
Brown	*35	4-14	1-7	3-5	4	2	3	2	0	0	12
Davis	*18	0-3	0-1	0-0	1	0	2	1	1	1	0
Harris	*28	3-9	1-4	1-1	5	2	5	4	0	4	8
Hurdle	5	1-1	0-0	0-0	0	1	1	0	0	0	2
Rasp	20	4-4	3-3	0-0	1	1	0	2	5	1	11
See	15	2-2	0-0	0-0	1	1	1	0	0	0	4
Garlepp	12	2-3	0-1	0-0	4	4	0	2	1	0	4
Moore	7	1-3	0-0	0-0	1	0	0	0	2	0	2
Turner	8	0-1	0-0	0-0	2	1	0	3	0	0	0
Team					2						
Totals	200	22-54	5-16	5-12	33	16	13	19	4	2	54

SDSU	MP	FG	3FG	FT	R	F	A	TO	B	S	TP
Spain	*30	8-10	0-1	1-3	7	1	2	3	0	5	17
Slaughter	*8	1-5	0-0	0-0	3	0	0	0	0	0	2
Camara	*31	5-6	0-0	0-1	9	3	0	1	2	0	10
Heath	*30	4-13	2-6	5-6	4	2	4	4	0	1	15
Williams	*20	0-2	0-0	1-2	1	1	0	3	0	0	1
Hoerner	14	3-4	0-0	3-5	1	1	1	1	0	2	9
Sharper	29	2-9	2-8	0-0	1	0	1	0	0	0	6
Davis	25	3-4	0-0	0-3	2	3	0	1	1	0	6
Thomas	6	0-0	0-0	0-0	0	0	0	0	2	0	0
McGrath	6	0-1	0-0	0-0	0	0	0	1	0	0	0
Lamb	1	0-0	0-0	0-0	0	1	0	0	0	0	0
Team					5						
Totals	200	26-54	4-15	10-20	33	12	8	14	5	8	66

Halftime: San Diego State 28, UCSB 18. FG%: San Diego State 48.1, UCSB 40.7. 3FG%: UCSB 31.3, San Diego State 26.7. FT%: San Diego State 50.0, UCSB 41.7. Officials: Randy McCall, Mike Scyphers, Shawn Lehigh. Attendance: 4,965.

Series Breakdown

THE SERIES

Overall	first meeting
Overall Streak	first meeting
Div. I Era	first meeting
at SDSU	first meeting
at SDSU Streak	first meeting
at Cox Arena	first meeting
at UMBC	none
at UMBC Streak	none
Fisher vs. UMBC	0-0
Monroe vs. SDSU	0-0

STATISTICAL COMPARISON

	SDSU	UMBC
Record	4-4	4-4
Conference Record	0-0	1-0
Scoring Offense	70.7	65.4
Scoring Defense	65.3	68.6
Scoring Margin	+5.3	-3.2
Rebound Margin	+4.9	-1.1
FG Percentage	44.8	42.3
FG Percentage Def.	43.4	45.9
3FG Percentage	36.3	25.9
3FG Percentage Def.	37.6	35.6
FT Percentage	68.4	65.4
Assists Per Game	11.7	14.3
Turnovers Per Game	15.6	15.4
Turnover Margin	-1.0	+1.1
A/TO Margin	0.8	0.9
Blocks Per Game	3.7	2.6
Steals Per Game	6.4	6.4

COMMON OPPONENTS

	SDSU	UMBC
Albany	W, 60-53	1/25 (A) 2/26 (H)

MARYLAND-BALTIMORE COUNTY (4-4; 1-0 AMERICA EAST)

No.	Name	Yr.	Pos.	Ht.	Wt.	PPG	RPG	Hometown
2	Jay Greene	Fr.	G	5-8	155	6.4	3.4	Whitehall, Pa. (Whitehall)
5	Chris Seaborn	So.	F	6-7	200	1.0	0.3	Philadelphia, Pa. (New Mexico JC)
11	Jerrell Dinkins	Sr.	F	6-5	225	12.3	5.6	Bronx, N.Y. (Cardinal Hayes)
12	Chris Pugh	Jr.	G	6-2	170	8.3	3.1	Clinton, Md. (Oxon Hills)
15	Rashad Bilal	So.	F	6-5	190	3.0	2.3	White Plains, N.Y. (Edison/IMG Academy)
21	Matt Spadafora	Fr.	G/F	6-5	190	0.0	0.0	Richboro, Pa. (Archbishop Wood)
23	Tom Young	Fr.	G	6-3	185	5.0	3.0	Philadelphia, Pa. (Plymouth-Whitemarsh)
24	Brian Hodges	So.	G	6-3	200	9.4	3.9	Upper Marlboro, Md. (Bishop McNamara)
33	John Zito	Sr.	F	6-6	220	16.1	6.9	Windsor, Conn. (St. Thomas More)
40	Uwem Eshietdoho	Fr.	F	6-8	225	0.0	0.7	Miramar, Fla. (American)
44	Mike Housman	Jr.	F	6-6	220	7.3	3.5	Great Falls, Va. (Langley)
50	Tyler Massey	Fr.	C	6-10	240	0.0	0.0	Baltimore, Md. (Eastern Tech)
54	Chris Timba	Fr.	F/C	6-10	255	0.4	0.8	Yaounde, Cameroon (Massanutten Academy)
55	Gordon Karacic	Jr.	C	6-11	240	1.0	0.0	Sarajevo, Bosnia (Northern Oklahoma)

Head Coach: Randy Monroe (Cheyney, 1987) - 14-23 in 2nd season overall and at UMBC

Assistant Coaches: Kevin Baggett, Dino Presley, R.C. Kehoe

San Diego State vs. UMBC: The Series

- This is the first all-time meeting between the Aztecs and the Retrievers.
- San Diego State is 2-0 all-time in games played against current America East Conference opponents. Besides the Aztecs' 80-53 win over Albany earlier this year at Cox Arena, SDSU defeated Vermont, 83-76, at the San Diego Sports Arena on Dec. 31, 1988.

Spain Named Mountain West Conference Player of the Week

San Diego State freshman forward Kyle Spain has been named the Mountain West Conference Player of the Week the conference announced Monday. Spain's first career award marks only the third time in MWC history that a freshman has won the honor, joining the Aztecs' Evan Burns (March 3, 2003) and Utah's Andrew Bogut (Nov. 24, 2003).

A Newark, Calif., native, Spain posted game and career highs with 17 points and five steals in SDSU's 66-54 victory over UC Santa Barbara. He also collected seven rebounds and handed out two assists in 30 minutes.

Spain was 8-of-10 shooting from the floor, including 8-for-9 from inside the arc, helping the Aztecs snap a two-game losing streak, despite losing last week's winner Marcus Slaughter to a knee injury early in the first half. On the season, Spain is averaging 9.6 points and 6.7 rebounds per game, while shooting 53.7 percent (36-of-67) from the field.

It was the first time a SDSU athlete has won the award in consecutive weeks since Tony Bland and Al Faux on Dec. 3 and Dec. 10, 2001. The Aztecs lead all MWC teams this years with their two selections.

Slaughter Honored, Too

San Diego State junior Marcus Slaughter was named the Mountain West Conference Men's Basketball Player of the Week for the period ending Dec. 11. The weekly honor was Slaughter's first career award.

The Riverside, Calif., native recorded consecutive double-doubles against Pac-10 competition during that week, while scoring 48 of SDSU's 113 points (42.5 percent). In the Aztecs' 82-64 loss to California, Slaughter posted a team-high 22 points and game-high 13 rebounds, connecting on 8-of-14 from the field.

Against Washington State, Slaughter led all scorers with 26 points and grabbed a career-high 17 rebounds in a losing effort. The junior forward also tied a career high with his 12 made free throws (12-for-15) against the Cougars.

For the week, Slaughter averaged 24 points, 15 rebounds, 1.0 assists and 0.5 blocks per game, while shooting 51.7 percent (15-for-29) from the field and 81.8 percent (18-for-22) from the free-throw line.

In Good Company

With Kyle Spain being named Mountain West Conference Player of the Week on Dec. 19, the freshman joins some elite company. In the conference's seven year history, only two first-year players have received the conference's weekly award, former Aztec Evan Burns in 2003 and Utah's Andrew Bogut in 2004.

Burns, a former McDonald's All-American, helped San Diego State to the second round of the 2003 postseason NIT after posting a 16-14 regular season record. Burns also earned the MWC Freshman of the Year award in addition to league honorable mention accolades.

Bogut guided the Utes to a 24-9 record in 2004 and a berth in the NCAA Tournament. Like, Burns, he also won the MWC's Freshman of the Year award and was named to the all-conference second team.

Life Without the Train

Before last Saturday's game against UC Santa Barbara, San Diego State had been without senior forward Trimaine

► SDSU MOUNTAIN WEST CONFERENCE PLAYERS OF THE WEEK

Season	Date	Name
2000-01	D.18.00	Randy Holcomb
	J.8.01	Randy Holcomb
2001-02	D.3.01	Tony Bland
	D.10.01	Al Faux
	J.14.02	Randy Holcomb
2002-03	F.10.03	Aerick Sanders
	M.3.03	Evan Burns
2003-04	F.10.03	Aerick Sanders
	D.22.03	Aerick Sanders
	J.5.04	Aerick Sanders
2004-05	D.6.04	Brandon Heath
	J.17.05	Brandon Heath
2005-06	D.12.05	Marcus Slaughter
	D.19.05	Kyle Spain

SDSU PLAYERS VS. MARYLAND-BALTIMORE COUNTY

PLAYER	GP-GS	Min-Avg	FG-FGA	Pct	3FG-FGA	Pct	FT-FTA	Pct	Rebs	Avg	PF	FO	A	TO	Blk	Stl	Pts	Avg	Hi
-----First Meeting-----																			

MWC Individual Rankings (All Games)

Entering Mon., Dec. 19 games

Mohamed Camara

Off. Rebounding	6th (2.78)
Blocked Shots	8th (0.89)
Rebounding	14th (5.4)

Brandon Heath

Free Throw Pct.	1st (87.2)
3FG Made	t-5th (2.44)
Scoring	7th (16.2)
3FG Pct.	8th (37.9)

John Sharper

3FG Made	t-5th (2.44)
3FG Pct.	6th (39.3)

Marcus Slaughter

Scoring	3rd (17.4)
Off. Rebounding	3rd (4.22)
Rebounding	3rd (10.2)
Def. Rebounding	3rd (6.00)
Blocked Shots	10th (0.75)
Free Throw Pct.	5th (76.1)

Kyle Spain

Def. Rebounding	5th (4.67)
Rebounding	6th (6.7)
FG Pct.	11th (53.7)
Off. Rebounding	t-11th (2.00)

Richie Williams

A-TO Ratio	4th (1.41)
Assists	5th (3.44)
Steals	t-14th (1.33)

MWC Team Rankings (All Games)

Category	Rank
Scoring Offense	4th
Scoring Defense	5th
Scoring Margin	6th
Free Throw Percentage	4th
FG Percentage	6th
FG Percentage Defense	5th
3FG Percentage	5th
3FG Percentage Defense	8th
Rebounding Total	5th
Rebounding Opp. Total	3rd
Rebounding Margin	3rd
Blocked Shots	4th
Assists	8th
Steals	7th
Turnover Margin	t-6th
Assist-TO Ratio	7th
Offensive Rebounds	4th
Defensive Rebounds	6th
3FG Made	9th

Davis since he had surgery to remove a bone chip in his right knee on Nov. 30 (day of the San Diego game). During that time, the Aztecs suffered a dangerous reversal of fortune in several key statistical categories on the defensive end. In four games without the senior captain, the Aztecs went 1-3. On the other hand, in the five games Davis has played in, SDSU has gone 4-1.

During those four games without Davis, opponents averaged 21.0 more points, shot 7.7 percent better, including 20.8 percent better from three-point range in the final three games. In addition, opponents went from connecting on 4.5 three-point field goals to 8.3 three-point field goals during the recent trend.

Obviously not all of that can be blamed on the injury to the 6-7 senior. But there is no question that it affected the rotation. Davis started the first four games of the season and was averaging 24.8 minutes per game prior to the injury. Although Mohamed Camara has performed well in his absence, there was still a dramatic difference in the production from the five position before and after the injury.

Below is a look at SDSU's production from the center position when Davis has played compared to when he has not.

	Games	Record	PPG	FG Pct.	TO
with Davis	5	4-1	12.6	69.2	1.2
without Davis	4	1-3	6.3	41.7	2.3

The Blowouts

For the first time since 1981, San Diego State has recorded consecutive victories by at least 25 points. Aztec wins over Southern Mississippi (79-51) and Albany (80-53) also give SDSU as many 25-point-plus victories in the last two games as the Aztecs had in their previous 60 games combined.

The 55-point margin in consecutive victories is the fourth largest in San Diego State Division I era (beginning in 1970-71) and the largest during the Steve Fisher era.

You could make a case that although the recent two-game margin ranks fourth all-time, it may be more impressive than the three wider margins on the list. The record, set in 1981, was aided by playing a game against UC San Diego, which at the time competed at the Division III level. The second and third streaks were aided greatly by a 60-point victory over Morgan State and SDSU did not win either accompanying game by double figures.

Below is a look at the top 10 list in the category.

Top Ten Two-Game Point Differentials/Division I Era

Pl.	Date	Opponents	Score	Margin	Two-Game Total
1.	N.27.81	UC Santa Barbara	95-60	+35	
	N.30.81	UC San Diego	105-70	+35	+70
2.	N.29.84	at UC Irvine	86-77	+9	
	D.1.84	Morgan State	128-68	+60	+69
3.	D.1.84	Morgan State	128-68	+60	
	D.6.84	San Diego	57-53	+4	+64
4.	N.20.05	Southern Mississippi	79-51	+28	
	N.26.05	Albany	80-53	+27	+55
5.	N.27.04	UC San Diego	86-51	+35	
	D.1.04	San Diego	83-63	+20	+55
6.	N.27.01	UC San Diego	98-53	+45	
	D.1.01	CS Northridge	80-70	+10	+55
7.	N.30.00	Florida Atlantic	90-57	+32	
	D.2.00	Sacramento State	92-69	+23	+55
8.	F.15.85	Hawai'i	80-70	+10	
	F.20.85	US International	138-93	+45	+55
9.	D.9.72	Loyola Marymount	88-67	+21	
	D.15.72	Portland State	86-53	+33	+54
10.	D.6.90	Midwestern State	95-58	+37	
	D.8.90	Cal Poly Pomona	94-78	+16	+53

Aztecs off the Court

► Mohamed Camara

Speaks six languages... Moved to the United States on Sept. 29, 2001... Started playing basketball in 1999.

► Trimaine Davis

Hit by a car at age 16 that initiated his switch from football to basketball... Wears jersey No. 20 in memory of high school friend Greg Ashford who died in a drowning accident.

► Brandon Heath

After five full-time semesters, Brandon Heath will have completed 102 units and will only need 18 more to graduate... He is on pace to earn his degree in three years.

► John Sharper

His mother earned her Ph.D. in education psychology at the University of Missouri... Played the saxophone for three years in high school.

► Marcus Slaughter

Heavily involved in community activities and initiates many of the community projects the team is involved in... Teamed with Brandon Heath to win the 2004 Pro City championship in Los Angeles (formerly known as the Say No Classic).

► Steve Fisher

Won a charity free-throw shooting contest featuring the eight head coaches at the 2003 EA Sports Maui Invitational.

Freshman Contributions

It easy to get lost in preseason hype and the dynamic duo of Marcus Slaughter and Brandon Heath and think that San Diego State is a team made up of upperclassmen. But that is not the case as two of the four leaders in minutes played are true freshmen.

So far this season, the Aztecs' three true freshmen have played major roles and have impressed up to this point. Point guard Richie Williams has started all nine games and is averaging 4.2 points and 3.4 assists per game in 23.8 minutes of action. What is more impressive is his assists-to-turnover ratio. Through his first three games, Williams accumulated eight assists and 10 turnovers (73 mins.). But in his last six games, the freshman guard has 23 assists to just 12 turnovers in 141 minutes.

Kyle Spain is another who has played significant minutes and has started the last eight games. Spain has played the third-most minutes on the team (253) behind Brandon Heath and Marcus Slaughter and is averaging 9.6 points and 6.7 rebounds. So far this season, Spain has four double-digit scoring games to his credit, including a career-best 17 against UC Santa Barbara, and a double-digit rebounding game (10 vs. Illinois-Chicago). He leads the MWC among freshmen in rebounding and is second among the league's class in scoring. Thanks to his 17 point, seven rebound and five steal performance against the Gauchos, the freshman earned his first Mountain West Conference Player of the Week award joining former Aztec Evan Burns and Utah's Andrew Bogut as the only freshmen in the conference's history to win the weekly honor.

Brett Hoerner is the third freshman of SDSU's nationally ranked recruiting class and has played well in limited minutes. The freshman from Fullerton, Calif., has seen action in eight games and is averaging 7.0 minutes per contest. In 56 overall minutes this season, Hoerner has 20 points, 10 rebounds and four blocks. Against UC Santa Barbara when Marcus Slaughter went down with a knee injury, Hoerner stepped in and contributed a career high nine points in 14 minutes of action. He has been an important piece to San Diego State's 5-4 start as he has been able to come into the game off the bench and play well when called upon.

Two redshirt freshmen are also contributing. Tim McGrath has played in eight straight games, logging double-digit minutes in three of the last four games. He has seven points and nine rebounds in 71 total minutes this season. Meanwhile, Chris Lamb has played in four games this season and is coming off a career-high 13 minutes against Washington State in the San Diego Slam.

Aztecs Picked to Win MWC in 2005-06

The San Diego State men's basketball team was selected by members of the Mountain West Conference media to win the MWC crown for the upcoming 2005-06 men's basketball season the conference released on Oct 13. This marks the first time in school history that the Aztecs have been picked to win the title.

SDSU received 10 out of a possible 22 first place votes and a total of 173 points to earn the top spot in the annual poll. Defending regular season champion Utah was tabbed second with 159 points (six first place votes), while UNLV, last year's preseason pick, finished third with 137 points (three first place votes). Rounding out the poll are Air Force (123 points; two first place votes), New Mexico (120 points), TCU (89 points), Wyoming (74 points; one first place vote), Colorado State (65 points) and Brigham Young (50 points).

In addition to being picked to win the league, San Diego State took home a trio of individual honors at the annual pre-season gathering. Junior forward Marcus Slaughter (17.8 ppg, 9.0 rpg in 04-05) was voted as the conference's top returning player, junior center Mohamed Abukar was selected as the conference's top newcomer while junior guard Brandon Heath (18.3 ppg, 3.7 apg in 04-05) earned a spot on the preseason all-MWC team.

Aztec Tidbits

San Diego State has been tied or held a lead in the rebound category in its last six games (4-3)... Through nine games this season, SDSU has held a lead at halftime seven times, trailed once (at California) and has been tied once (vs. Illinois-Chicago)... Brandon Heath, Marcus Slaughter, Kyle Spain and John Sharper are the only four Aztec players to score in every game this season... The four players who have seen the most court time this season are two juniors (Marcus Slaughter and Brandon Heath) and two true freshmen (Kyle Spain and Richie Williams)... The five freshmen have combined to play 613 minutes or 68.1 minutes per game and 34.1 percent of all the minutes... San Diego State has made more free throws (143) than its opponents have attempted (141) this season... Earlier this season, for the first time since 1994, San Diego State placed five scorers in double figures in consecutive games... Against Southern Mississippi, Marcus Slaughter, Brandon Heath, John Sharper, Kyle Spain and Trimaine Davis all reached double figures. Against Albany, Slaughter, Heath, Sharper and Spain were joined by Richie Williams... In 37 of SDSU's last 40 games, the team with the higher field goal percentage has won the game... Eight of SDSU's nine games this season have been decided by 10 or more points.



The Slaughter House

Junior Marcus Slaughter continues to show why he was nearly a unanimous preseason selection as Mountain West Conference Player of the Year and a member of Dick Vitale's All-Windex Team.

He currently is third in the Mountain West Conference in scoring at 17.4 ppg, ranks third in the league and eighth nationally (as of Dec. 12) in rebounding at 10.2, while shooting 49.1 percent from the field and 76.1 percent from the free throw line. He currently ranks among the top 10 in the Mountain West Conference in six different statistical categories.

In addition, he is starting to ascend nearly every San Diego State record despite having played only 64 career games.

► SDSU FRESHMEN CLASS GAME-BY-GAME

Opponent	GP	GS	Pts.	Reb.	As.
at Alaska-Fair.	3	1	9	9	4
vs. Ill.-Chicago	4	2	17	14	4
vs. So. Miss.	5	2	19	7	3
Albany	5	2	26	7	6
at San Diego	4	2	9	11	6
PLNU	4	2	23	16	7
at California	4	2	9	10	8
Washington St.	4	2	14	13	5
UCSB	5	2	27	9	3

Mountain West

STANDINGS

Through 12/18	MWC		Overall	
School	W	L	W	L
Air Force	0	0	9	1
Colorado St.	0	0	7	1
BYU	0	0	6	2
New Mexico	0	0	6	3
Utah	0	0	5	3
SDSU ◀	0	0	5	4
Wyoming	0	0	5	4
UNLV	0	0	3	5
TCU	0	0	3	6

SCHEDULE AND RESULTS

Sat., December 17
at SDSU 66, UCSB 54
at Wyoming 80, Montana State 67
at BYU 80, Weber State 54
at New Mexico 68, Oregon 61
at UNLV 84, Texas Tech 73
Arizona 73, at Utah 43
Sun., Dec. 18
at TCU 70, Ark.-Pine Bluff 53
Mon., Dec. 19
Adams State at Utah
Tues., Dec. 20
UMBC at San Diego State, 8 p.m.
Houston at UNLV, 7:30 p.m.
Colo. St. vs. W. Michigan, 7 p.m.*
Alcorn State at New Mexico, 6 p.m.
Colorado at TCU, 5 p.m.

* at Rainbow Classic--Honolulu, HI

All Times Pacific

Preseason MWC Poll

Pl.	School (1st Place Votes)	Pts.
1.	San Diego State (10)	173
2.	Utah (6)	159
3.	UNLV (3)	137
4.	Air Force (2)	123
5.	New Mexico	120
6.	TCU	89
7.	Wyoming (1)	74
8.	Colorado State	65
9.	Brigham Young	50

Through eight games this season, Slaughter has:

- ▶ - Has scored 20 or more points four times and tallied in double figures six times... He has posted 20 or more points in four consecutive games earlier this season for the first time in his career.
- ▶ - Has recorded 10 or more rebounds five times, including two games with 15 or more rebounds... Recorded a career-high 17 rebounds against Washington State.
- ▶ - Has a Mountain West Conference leading five double-doubles this season, including double-doubles in three straight games prior to his injury for the first time in his career... He became the first SDSU player to record double-doubles in three straight games since Aerick Sanders did it in January, 2004.
- ▶ - Led San Diego State in scoring four times, rebounding six times and efficiency six times.
- ▶ - In addition to his preseason accolades, Slaughter also earned Mountain West Conference player of the week honors and was selected to the all-BP Top of the World Classic team already this season.

Through 64 career games, Slaughter has:


- ▶ - Has 43 double-digit scoring games and 12 career games with 20 or more points.
- ▶ - Has 19 double-digit rebound games and four career games with 15 or more rebounds.
- ▶ - Has 17 career double-doubles, the fifth highest total in school history.
- ▶ - Led the team in scoring 17 times, rebounding 37 times, assists twice and efficiency rating 25 times.

Upcoming Milestones:

- ▶ - SCORING: Needs 17 points to tie Courtie Miller for 18th place on the SDSU Division I era scoring chart, needs 34 points to tie Jason Richey for 17th place on the SDSU Division I era scoring chart; Needs 126 points to become the 22nd player in school history to record 1,000 points.
- ▶ - REBOUNDING: Needs 34 rebounds to tie Joe McNaul for 8th place on the SDSU Division I era rebounding list; needs 66 rebounds to tie Tony Pinkins for 11th on the school's all-time rebounding chart.
- ▶ - FREE THROWS: Needs 27 to tie Myron Eppe for 6th on the SDSU Division I era chart; needs 43 to tie Danny Newport for 10th on the school's all-time FTM list.
- ▶ - BLOCKED SHOTS: Needs one to tie Marc Carter for 10th place on the all-time list; needs four to tie Leon Carter for 9th place on the school's all-time list.
- ▶ - STEALS: Needs one to tie Bryan Williams for 19th place on the school's all-time list; needs four to tie Aerick Sanders for 18th place on SDSU's all-time list.
- ▶ - MINUTES: Needs 31 minutes to tie Randy Holcomb for 19th place on the school chart (kept since 1978-79 season).

00	Brett Hoerner <i>Forward, 6-11, 206, Fr.-HS</i> <i>Fullerton, Calif. (Fullerton High)</i>	05-06 MWC PPG 2.4 RPG 1.3 APG 0.1 FG 50.0 3FG 0.0 FT 66.7 Career Highs: <u>Points:</u> 9 vs. UCSB (12-17-05) <u>Rebounds:</u> 4 vs. PLNU (12-3-05) <u>Assists:</u> 1 vs. UCSB (12-17-05)	True freshman that saw action in SDSU's first seven games this season... Had first career DNP vs. Washington State (12-10-05)... Tied a career-high 14 minutes against UCSB (12-17-05) and responded with career-best nine points... Played 42 minutes in his last five games... Had two blocked shots in the Albany game.
1	Brandon Heath <i>Guard, 6-4, 198, Jr.-2L</i> <i>Los Angeles, Calif. (Westchester High)</i>	05-06 MWC PPG 16.2 RPG 2.6 APG 2.4 FG 38.1 3FG 37.9 FT 87.2 Career Highs: <u>Points:</u> 37 at UNLV (1-15-04) <u>Rebounds:</u> 9 vs. Monmouth (11-22-04) <u>Assists:</u> 9 vs. UCSD (11-27-04)	Preseason all-conference selection... Currently in 12th place on the school scoring chart at 1,091... Had a streak of 15 straight double figure scoring games snapped at California... Scored at least 10 points in 55 of 68 games he has played in at SDSU... Has 25 career 20-point games... Multiple treys in 11 of his last 12 games dating back to last season.
3	Richie Williams <i>Guard, 5-9, 158, Fr.-HS</i> <i>Spring Valley, Calif. (Steele Canyon High)</i>	05-06 MWC PPG 4.2 RPG 1.9 APG 3.4 FG 31.3 3FG 25.0 FT 66.7 Career Highs: <u>Points:</u> 10 vs. Albany (11-26-05) <u>Rebounds:</u> 4 at UAF (11-19-05) <u>Assists:</u> 6 at San Diego (11-30-05)	Became just the ninth freshman to start a season-opening game for Steve Fisher (joining Juwan Howard, Jalen Rose, Chris Webber, Jerod Ward, Albert White, Bradley Jackson, Steve Sir and Brandon Heath)... Started all nine games at the point for the Aztecs... 5 assists, 0 turnovers vs. Albany... 6 assists, 1 turnover at San Diego... 23 assists, 12 turnovers in his last 141 minutes.
15	John Sharper <i>Guard, 6-0, 190, Sr.-3L</i> <i>Oakland, Calif. (St. Mary's High)</i>	05-06 MWC PPG 8.8 RPG 1.3 APG 0.9 FG 39.4 3FG 39.3 FT 62.5 Career Highs: <u>Points:</u> 15 - two times <u>Rebounds:</u> 5 vs. UCSD (12-2-02) <u>Assists:</u> 4 - two times	Once a walk-on, Sharper has progressed into a regular in the rotation... Best hockey +/- rating on the team (+39)... A career 39.3 percent three-point field goal shooter (4th highest in school history) with 109 career treys... Made multiple three-pointers in eight straight games... Three turnovers in his last 190 minutes... Tied career high with 15 points at California.
20	Trimaine Davis <i>Center, 6-7, 235, Sr.-3L</i> <i>West Pittsburg, Calif. (Pittsburg High)</i>	05-06 MWC PPG 8.4 RPG 2.2 APG 0.8 FG 68.0 3FG 0.0 FT 61.5 Career Highs: <u>Points:</u> 13 at Alaska Fair. (11-17-05) <u>Rebounds:</u> 8 vs. BYU (2-7-05) <u>Assists:</u> 4 vs. Albany (11-26-05)	Missed four games after undergoing arthroscopic knee surgery on 11-30-05... Returned to action vs. UCSB (12-17-05), scoring six points off the bench... Has two double digit games this season and six in his last 14 games after reaching 10+ points once in his first 62 games... Connected on 17-of-25 attempts from the floor this season and is a career 58.9 percent shooter.
21	Matt Thomas <i>Guard, 6-3, 200, So.-1L</i> <i>Riverside, Calif. (Martin Luther King High)</i>	05-06 MWC PPG 1.9 RPG 1.3 APG 1.1 FG 30.4 3FG 0.0 FT 60.0 Career Highs: <u>Points:</u> 20 vs. Air Force (2-28-05) <u>Rebounds:</u> 10 vs. UNLV (2-12-05) <u>Assists:</u> 7 vs. So. Miss. (11-20-05)	Had a career-high seven assists and just one turnover in SDSU's game against Southern Miss (11-20-05)... Has come off the bench in all nine games this season but started nine games last season... Has seven career double-digit scoring games... Scored in 30-of-38 games in his career... Recorded first double-double with 14 pts. and 10 rebs. vs. UNLV (2-12-05).
24	Tim McGrath <i>Forward, 6-5, 187, Fr.-RS</i> <i>Santa Monica, Calif. (Santa Monica High)</i>	05-06 MWC PPG 0.9 RPG 1.1 APG 0.6 FG 12.5 3FG 25.0 FT 57.1 Career Highs: <u>Points:</u> 3 vs. So. Miss. (11-20-05) <u>Rebounds:</u> 4 vs. WSU (12-10-05) <u>Assists:</u> 3 vs. PLNU (12-3-05)	Played in each of the last eight games for the Aztecs, averaging 8.9 minutes per game... Logged 12 or more minutes in last three of the last four games... Posted a career-high four rebounds in 13 minutes vs. Washington State (12-10-05)... High jumped 6-10 in high school... Had a career-high three assists vs. PLNU (12-3-05).
30	Chris Lamb <i>Forward, 6-10, 231, Fr.-RS</i> <i>Louisville, Colo. (Monarch High)</i>	05-06 MWC PPG 0.5 RPG 0.0 APG 0.0 FG 100.0 3FG 0.0 FT 0.0 Career Highs: <u>Points:</u> 2 vs. Albany (11-26-05) <u>Rebounds:</u> <u>Assists:</u>	Played a career-high 13 minutes against Washington State (12-10-05)... Recorded a steal and a blocked shot against the Cougars... Saw the first action of his collegiate career against Southern Mississippi (11-20-05)... Played three minutes of action in the game... Scored his first points against Albany (11-26-05).
33	Kyle Spain <i>Forward, 6-5, 218, Fr.-HS</i> <i>Newark, Calif. (Newark Memorial High)</i>	05-06 MWC PPG 9.6 RPG 6.7 APG 1.0 FG 53.7 3FG 25.0 FT 46.2 Career Highs: <u>Points:</u> 17 vs. UCSB. (12-17-05) <u>Rebounds:</u> 10 vs. UIC (11-19-05) <u>Assists:</u> 2 - four times	Started the last eight games for San Diego State... A true freshman that has a major college basketball body... Tallied a career-high 17 points on 8-10 shooting vs. UCSB (12-17-05)... Third on the team in minutes behind Heath and Slaughter... Second on the team in rebounding, third in scoring... MWC freshman leader in rebounding.
42	Marcus Slaughter <i>Forward, 6-9, 220, Jr.-2L</i> <i>Riverside, Calif. (J.W. North High)</i>	05-06 MWC PPG 17.4 RPG 10.2 APG 1.6 FG 49.1 3FG 0.0 FT 76.1 Career Highs: <u>Points:</u> 28 vs. UCSB (11-19-04) <u>Rebounds:</u> 17 vs. WSU (12-10-05) <u>Assists:</u> 4 - two times	Suffered a left knee sprain against UCSB (12-17-05)... Preseason Mountain West Conference Player of the Year... Scored 20 or more points in four straight games and had three straight double-doubles (both are career firsts)... Scored in double figures in 34 of his last 36 games... Ranks fifth in school history with 17 career double-doubles.
50	Mohamed Camara <i>Center, 6-10, 245, Sr.-1L</i> <i>Conakry, Guinea (Moore (Ky) High/Riverside College)</i>	05-06 MWC PPG 4.7 RPG 5.4 APG 0.1 FG 55.9 3FG 0.0 FT 36.4 Career Highs: <u>Points:</u> 10 - twice <u>Rebounds:</u> 13 vs. Providence (12-31-04) <u>Assists:</u> 3 vs. CSU (1-24-05)	Continues to get more comfortable with the offense... A wide body center with good strength... Speaks six languages and grew up playing soccer in Guinea... Recorded his first double-double of his career with 10 points and 10 rebounds at San Diego (11-30-05)... Averaging 21.0 minutes per game and 10.4 rebounds per 40 minutes.
Coach Steve Fisher <i>Assistant Head Coach: Brian Dutcher</i> <i>Assistant Coaches: Gregg Gottlieb, Mark Hughes</i>		<ul style="list-style-type: none"> - 15th full season overall: 270-183 - 7th season at SDSU: 86-101 - 1989 NCAA Championship - Appeared in national championship game three times ('89, '92, '93) - 8 NCAA Tournament Appearances - 4th in Active NCAA Tournament winning percentage (behind only Krzyzewski, Izzo and Pittino) - One of 11 active coaches to win a NCAA national championship (Boeheim, Calhoun, Fisher, Izzo, Knight, Krzyzewski, Olson, Pitino, T. Smith, G. Williams and R. Williams) 	
San Diego State <i>5-4 Overall (Home: 3-1, Away: 1-2, Neutral 1-1)</i>		<ul style="list-style-type: none"> - Since the beginning of the 2003-04 season, SDSU is 15-2 when owning a higher field goal percentage and 1-20 when shooting a lower field goal percentage. - Last season, SDSU owned a higher field goal percentage just 11 times in 29 games. This season the Aztecs have posted a higher field goal percentage in six of nine games this season. - San Diego State has outscored its opponents 143-94 from the free throw line. In fact the Aztecs have more makes (143) than the opponent does attempts (141) through nine games. 	


SDSU Broadcast Roster



00
BRETT HOERNER

Forward
6-11, 206, Freshman-HS
Fullerton, Calif.
Fullerton High

PPG: 2.5 RPG: 1.3 APG: 0.1
FG%: 50.0 3FG: 0.0 FT%: 66.7



1
BRANDON HEATH

Guard
6-4, 198, Junior-2L
Los Angeles, Calif.
Westchester High


PPG: 16.2 RPG: 2.6 APG: 2.4
FG%: 38.1 3FG: 37.9 FT%: 87.2



3
RICHIE WILLIAMS

Guard
5-9, 158, Freshman-HS
Sprng Valley, Calif.
Steele Canyon High


PPG: 4.2 RPG: 1.9 APG: 3.4
FG%: 31.3 3FG: 25.0 FT%: 66.7



15
JOHN SHARPER

Guard
6-0, 190, Senior-3L
Oakland, Calif.
St. Mary's High

PPG: 8.8 RPG: 1.3 APG: 0.9
FG%: 39.4 3FG: 39.3 FT%: 62.5



20
TRIMAÏNE DAVIS

Center
6-7, 235, Senior-3L
West Pittsburg, Calif.
Pittsburg High

PPG: 8.4 RPG: 2.2 APG: 0.8
FG%: 68.0 3FG: 0.0 FT%: 61.5



21
MATT THOMAS

Guard
6-3, 200, Sophomore-1L
Riverside, Calif.
Martin Luther King High

PPG: 1.9 RPG: 1.3 APG: 1.1
FG%: 30.4 3FG: 0.0 FT%: 60.0



24
TIM McGRATH

Forward
6-3, 200, Freshman-RS
Santa Monica, Calif.
Santa Monica High

PPG: 0.9 RPG: 1.1 APG: 0.6
FG%: 12.5 3FG: 25.0 FT%: 57.1



30
CHRIS LAMB

Forward
6-10, 231, Freshman-RS
Louisville, Colo.
Monarch High

PPG: 0.5 RPG: 0.0 APG: 0.0
FG%: 100.0 3FG: 0.0 FT%: 0.0



33
KYLE SPAIN

Forward
6-5, 218, Freshman-HS
Newark, Calif.
Newark Memorial High

PPG: 9.6 RPG: 6.7 APG: 1.0
FG%: 53.7 3FG: 25.0 FT%: 46.2



34
MOHAMED ABUKAR

Forward
6-10, 216, Junior-TR
San Diego, Calif.
Rancho Bernardo High/
Univ. of Florida

PPG: --- RPG: --- APG: ---
FG%: --- 3FG: --- FT%: ---



42
MARCUS SLAUGHTER

Forward
6-9, 220, Junior-2L
Riverside, Calif.
J.W. North High

PPG: 17.4 RPG: 10.2 APG: 1.6
FG%: 49.1 3FG: 0.0 FT%: 76.1



50
MOHAMED CAMARA

Center
6-10, 245, Senior-1L
Conakry, Guinea
Moore (Ky.) High/
Riverside College

PPG: 4.7 RPG: 5.4 APG: 0.1
FG%: 55.9 3FG: 0.0 FT%: 36.4



Head Coach
STEVE FISHER

- - 15th full season as head coach • 270-183
- - 7th year at San Diego State • 86-101
- - 1989 NCAA champion
- - 3 NCAA Championship game appearances
- - 8 NCAA Tournament appearances
- - Among active coaches he ranks: 4th in NCAA Tournament winning percentage (20-7, 71.4 percent), 5th in NBA Draft Picks (14) and 7th in NCAA Final Four Appearances (3)

San Diego State Coaches and Staff

Brian Dutcher, assistant head coach
Gregg Gottlieb, assistant coach
Mark Hughes, assistant coach
Mark Fisher, director of basketball operations
Matt Soria, director of player development
Mark Haines, athletic trainer



Steve Fisher

15th-Full Season • 7th Season at SDSU • Illinois State, 1967

Record Breakdown

	Career
Home	154-58
Away	65-102
Neutral	51-22

By Month

November	29-16
December	82-33
January	59-51
February	50-49
March	46-31
April	4-2

Games Decided By/in

1-Point Games	13-7
2 Points	15-11
3 Points or Less	69-48
Overtime	19-16

One of the nation's most distinguished coaches, Steve Fisher has guided San Diego State's transformation from a college basketball afterthought to one of the most visible programs in the country.

In six short seasons, Steve Fisher has changed the outlook, fortunes and expectations of San Diego State basketball. The Aztecs have been transformed from the ugly duckling that muddled through the first-ever Mountain West Conference campaign with an 0-14 record into a program that has produced three .500 or better campaigns in the last five seasons, advanced to postseason play twice in the last four years, claimed a conference championship and the first Division I postseason victory in school history.

It is a school that now regularly goes toe-to-toe with the West's best basketball programs on the court and in the recruiting wars. It may be the new program on the block but seniority rarely matters in the changing world of college athletics.

When Fisher arrived on the scene, he found a basketball program that wasn't good enough to be called average. The Aztecs had suffered through 13 losing seasons in 14 years. Members of the school's last NCAA team were in the early stages of middle age. The expectations were in place all right. The Aztecs were expected and expecting to lose. The year before his arrival San Diego State won just four games.

The hiring only dates back to March of 1999, so referring to the "Steve Fisher Era" at San Diego State might be considered a bit premature. But with the Aztec banner now flying over the Mountain West Conference, there is little doubt that San Diego State basketball has reached a new level.

On March 26, 1999, San Diego State announced its arrival on the basketball scene in the form of a news conference to introduce its new coach, Steve Fisher. Fresh from a stint with the Sacramento Kings and with three appearances in the Final Four and a national championship in his pocket, he rolled up his sleeves and went to work. And work was needed. It looked to be a daunting challenge and yet the man with one of the highest winning percentages in NCAA Tournament history had no reservations.

No head-coaching career, at any level, started quicker than that

of Steve Fisher. Six games into his head-coaching career he was undefeated and sporting a national championship ring. And the success didn't stop with the national title.

Fisher's eight-plus seasons at the University of Michigan produced a 184-82 (.692) record, nine postseason tournament berths and three trips to the NCAA championship game, including the magical run to the 1989 national title.

Under Fisher, the Wolverines also claimed an NIT championship, won at least 20 games four times and finished among the top three in the powerful Big Ten Conference five times. In 1995, Michigan set a league record by holding opponents to just 39.4 percent shooting from the floor.

Fisher and Company raised the bar even higher in the postseason. His seven NCAA Tournament teams at Michigan combined for a 20-6 record, ranking him fourth among active coaches and ninth in NCAA history with a winning percentage of .769 in the national bracket. Only 13 coaches have taken more teams to the Final Four, including just five that are still active. He is one of three coaches to take three squads to the Final Four in the first five years of a head-coaching career, and one of just six coaches to lead a team to the championship of the NIT as well as the NCAA.

His accomplishments may be even greater at San Diego State. In 2001-02 he led the Aztecs to the postseason for the first time since 1985 and for just the fourth time ever. The 21 wins were second most for the school as a Division I program and the most since 1985. The fact that those numbers came after just three seasons signifies what is one of the great recent turnarounds in college basketball.

He followed that up with a third consecutive season with a .500 or better record in 2002-03 and led San Diego State back to the postseason for the second consecutive season for only the second time in the school's Division I history. In addition, SDSU claimed its first Division I postseason victory with a win in the NIT.

The future looks even brighter. The Aztecs return four starters to go along with another nationally-ranked recruiting class have SDSU fans looking forward to the 2005-06 campaign.

► Steve Fisher Year-By-Year

Year	School	W	L	Pct.	Conference			Postseason/Honors
					W	L	Pct.	
1989	Michigan	6	0	1.000	-	-	-	NCAA Champions
1989-90	Michigan	23	8	.742	12	6	.667	NCAA Second Round
1990-91	Michigan	14	15	.483	7	11	.389	NIT First Round
1991-92	Michigan	25	9	.735	11	7	.611	NCAA Runner-Up, <i>Basketball Times</i> Coach of the Year
1992-93	Michigan	31	5	.861	15	3	.833	NCAA Runner-Up
1993-94	Michigan	24	8	.750	13	5	.722	NCAA Regional Finalist
1994-95	Michigan	17	14	.548	11	7	.611	NCAA First Round
1995-96	Michigan	20	12	.625	10	8	.556	NCAA First Round
1996-97	Michigan	24	11	.686	9	9	.500	NIT Champions
Eight Full Seasons at UM		184	82	.692	88	56	.611	7 NCAA Tournaments, 9 Postseason Appearances
Year	School	W	L	Pct.	W	L	Pct.	Postseason/Honors
1999-00	San Diego State	5	23	.179	0	14	.000	
2000-01	San Diego State	14	14	.500	4	10	.286	8th-most improved team in the country (Sagarin Ratings)
2001-02	San Diego State	21	12	.636	7	7	.500	NCAA First Round; Aztecs' first NCAA trip since 1985
2002-03	San Diego State	16	14	.552	6	8	.429	NIT Second Round; Aztecs reach postseason in consecutive yrs
2003-04	San Diego State	14	16	.483	5	9	.357	Two players that earned all-league honors return in 04-05
2004-05	San Diego State	11	18	.379	4	10	.286	Young Aztecs drop seven gms. by four pts. or less or OT
2005-06	San Diego State	5	4	.500				
Seventh Seasons at SDSU		86	101	.459	26	58	.295	Consecutive Postseason Appearances
		W	L	Pct.	W	L	Pct.	Postseason/Honors
15th-Full Season Career		270	183	.596	113	113	.500	8 NCAA Tournaments, 11 Postseason Appearances

Career Highs**Points**

Career 9 vs. UCSB, 12-17-05

Rebounds

Career 4 vs. PLNU, 12-3-05

Assists

Career 1 vs. UCSB, 12-17-05

Field Goals

Career 3 vs. UCSB, 12-17-05

Field Goals Attempted

Career 4 vs. UCSB, 12-17-05

Three-Point Field Goals

Career none

Three-Point FG Attempted

Career none

Free Throws

Career 3 vs. UCSB, 12-17-05

Free Throws Attempted

Career 5 vs. UCSB, 12-17-05

Steals

Career 2 vs. UCSB, 12-17-05

Blocked Shots

Career 2 vs. Albany, 11-26-05

Minutes Played

Career 14 vs. UCSB, 12-17-05

00 • Brett Hoerner

Forward • 6-11 • 206 • Freshman • Fullerton, Calif. (Fullerton High)



Played in eight of nine games of the season... Is coming off his best game of his career against UC Santa Barbara... Established career highs in eight different categories, including points (9), rebounds (4), assists (1), field goals (3), field goals attempted (4), free throws (3), free throws attempted (5), steals (2) and minutes played (14)... Missed his first game of the season against Washington State (12-10-05)... Ranks 13th in the Mountain West Conference in blocked shots despite logging just 42 minutes this season... Posted 11 points, nine rebounds and four blocked shots in 42 total minutes this season... The four blocked shots are tied for the fourth highest total on the team... Tied his career with four points (2-2 FTs) against Point Loma Nazarene (12-3-05)... Played a season-high 11 minutes against the Sea Lions... Produced a strong 10-minute performance against Albany (11-26-05), where he had career highs of four points and two blocked shots... Has been active while he has been on the court this season.

2005-06 Game-By-Game Statistics

Date	Opponent	S	MP	FG-FGA	3FG-FGA	FT-FTA	REB	PF	A	TO	BK	S	TP
N.17	at Alaska Fairbanks		3	0-0	0-0	0-0	0-0-0	2	0	0	0	0	0
N.19	vs. Illinois-Chicago		2	0-0	0-0	1-2	0-0-0	0	0	0	0	0	1
N.20	vs. So. Mississippi		9	1-3	0-0	0-0	0-2-2	2	0	0	0	0	2
N.26	Albany		10	2-3	0-0	0-0	1-0-1	1	0	1	2	0	4
N.30	at San Diego		5	0-1	0-0	0-0	1-1-2	2	0	0	1	0	0
D.3	Point Loma Nazarene		11	1-3	0-0	2-2	1-3-4	1	0	2	0	0	4
D.6	at California		2	0-0	0-0	0-0	0-0-0	1	0	1	1	0	0
D.10	Washington State	Did Not Play - CD											
D.17	UC Santa Barbara		14	3-4	0-0	3-5	0-1-1	1	1	2	0	2	9
D.20	Maryland-Baltimore Co.												
D.27	at Providence												
D.31	Loyola Marymount												
J.4	*Colorado State												
J.7	*at Air Force												
J.11	*at Utah												
J.14	*UNLV												
J.18	*at TCU												
J.21	*Brigham Young												
J.25	*New Mexico												
J.28	*at Wyoming												
F.4	*at Colorado State												
F.8	*Air Force												
F.11	*Utah												
F.16	*at UNLV												
F.18	*TCU												
F.22	*at Brigham Young												
F.25	*at New Mexico												
M.1	*Wyoming												
M.3	South Dakota State												
M.7-11	at Mountain West Conference Championships												

► Hoerner Career Statistics

Year	G-GS	Min.-Avg.	FG-FGA	Pct.	3P-3PA	Pct.	FT-FTA	Pct.	OR	DR	Reb	Avg.	PF-D	AT	TO	BS	ST	Pts.	Avg.
05-06	8-0	56-7.0	7-14	.500	0-0	.000	6-9	.667	3	7	10	1.3	10-0	1	6	4	2	20	2.5

Season/Career Highs

Points

Season 24 at San Diego, 11-30-05

Career 37 at UNLV, 1-15-05

Rebounds

Season 5 at Alaska Fair., 11-17-05

Career 9 vs. Monmouth, 11-22-04

Assists

Season 5 vs. Ill.-Chicago, 11-19-05

Career 9 vs. UCSD, 11-27-04

Field Goals

Season 7 at San Diego, 11-30-05

7 vs. Albany, 11-26-05

7 vs. Ill.-Chicago, 11-19-05

Career 12 vs. Wyoming, 1-22-05

12 at UNLV, 1-15-05

Field Goals Attempted

Season 16 at San Diego, 11-30-05

16 vs. Ill.-Chicago, 11-19-05

Career 24 at CSU, 2-19-05

Three-Point Field Goals

Season 4 vs. Ill.-Chicago, 11-19-05

Career 5 at Utah, 3-5-05

5 vs. Ohio State, 11-24-03

Three-Point Field Goals Attempted

Season 9 at San Diego, 11-30-05

9 vs. Ill.-Chicago, 11-19-05

Career 10 - four times

Free Throws

Season 8 vs. PLNU, 12-3-05

8 at Alaska-Fair., 11-17-05

Career 17 vs UNLV, 2-12-05

Free Throws Attempted

Season 9 at Alaska-Fair., 11-17-05

Career 17 vs UNLV, 2-12-05

Steals

Season 3 at San Diego, 11-30-05

Career 5 vs. UCSD, 11-27-04

Blocked Shots

Season

Career 1 vs. CSU, 1-24-05

1 at Iowa State, 12-28-04

1 vs. UCSB, 11-19-04

Minutes Played

Season 36 at San Diego, 11-30-05

Career 43 at CSU, 1-24-04

1 • Brandon Heath

Guard • 6-4 • 198 • Junior • Los Angeles, Calif. (Westchester High)



MWC Rankings (as of 12/19): 1st in free throw percentage, t-5th in three-point field goals made, 7th in scoring and 8th in three-point field goal percentage

SDSU Career Rankings: 4th in three-point field goals, 8th in scoring average, 7th in free throw percentage, 9th in free throws~, 8th in games started^, 9th in steals, 12th in scoring, 15th in minutes played^, t-14th in field goals, t-16th in three-point field goal percentage, 19th in assists. (~ - Division I era. ^ - record kept since 1978-79 season)

A preseason all-conference selection by the conference media and the preseason conference player of the year as selected by cbssport-sline.com and Blue Ribbon... Became the 21st player in school history to record 1,000 career points on Nov. 20 against Southern Mississippi and currently has 1,091 points... At his current pace, he will end the season ranked third on the SDSU scoring charts behind only Michael Cage and Anthony Watson... Had a career-best streak of multiple treys in 10 consecutive games broken against Washington State (12-10-05)... In 67 career games, he has posted 55 double-digit scoring games, 25 games with at least 20 points and two games with 30 or more points... Had a streak of 15 consecutive games with 10 or more points, one short of his career long, broken when he scored eight points at California (12-6-05)... In his two-plus seasons at SDSU, he has led the Aztecs in scoring 28 times, rebounding three times and assists 22 times... San Diego State is 9-3 when Heath shoots 50 percent or better from the field in his career... Aztecs are 3-1 this season when he scored 20 or more points... Tallied 20 or more points in seven of his last 12 games dating back to last season.

SDSU Career Scoring

Rk	DI	Name, Years	Points
1.	1.	Michael Cage, 81-82-83-84	1,846
2.	2.	Anthony Watson, 83-84-85-86	1,735
3.	-	Tony Pinkins, 55-56-57	1,475
4.	-	Bob Brady, 52-53-54	1,389
5.	3.	Steve Copp, 73-74-75-76	1,307
6.	-	Al Skalecky, 66-67-68	1,271
7.	4.	Tony Ross, 87-88-89	1,259
8.	5.	Chad Nelson, 94-95-96-97	1,225
9.	6.	Will Connelly, 75-76-77	1,188
9.	-	Von Jacobsen, 69-70-71	1,188
11.	-	Bernie Finlay, 58-59-60	1,110
12.	7.	•Brandon Heath, 04-05-06	1,091
13.	8.	•Myron Epps, 99-00-01-02	1,090
14.	9.	Eddie Morris, 80-81-82-83	1,089
15.	-	Danny Newport, 54-55-56	1,048

Rk. - Indicates SDSU career rank; DI - Indicates Division I era rank. • - Indicates Fisher era player.

2005-06 Game-By-Game Statistics

Date	Opponent	S	MP	FG-FGA	3FG-FGA	FT-FTA	REB	PF	A	TO	BK	S	TP
N.17	at Alaska Fairbanks	S	34	6-15	3-8	8-9	1-4-5	0	3	4	0	1	23
N.19	vs. Illinois-Chicago	S	34	7-16	4-9	0-0	0-1-1	3	5	4	0	0	18
N.20	vs. So. Mississippi	S	29	5-11	3-6	3-4	1-1-2	1	2	1	0	0	16
N.26	Albany	S	33	7-13	3-5	3-4	0-2-2	0	1	3	0	1	20
N.30	at San Diego	S	36	7-16	3-9	7-8	2-0-2	2	1	6	0	3	24
D.3	Point Loma Nazarene	S	31	5-13	2-5	8-8	1-2-3	2	3	2	0	2	20
D.6	at California	S	27	3-8	2-4	0-0	0-1-1	0	1	9	0	1	8
D.10	Washington State	S	32	1-13	0-6	0-0	0-3-3	2	2	2	0	0	2
D.17	UC Santa Barbara	S	30	4-13	2-6	5-6	0-4-4	2	4	4	0	1	15
D.20	Maryland-Baltimore Co.												
D.27	at Providence												
D.31	Loyola Marymount												
J.4	*Colorado State												
J.7	*at Air Force												
J.11	*at Utah												
J.14	*UNLV												
J.18	*at TCU												
J.21	*Brigham Young												
J.25	*New Mexico												
J.28	*at Wyoming												
F.4	*at Colorado State												
F.8	*Air Force												
F.11	*Utah												
F.16	*at UNLV												
F.18	*TCU												
F.22	*at Brigham Young												
F.25	*at New Mexico												
M.1	*Wyoming												
M.3	South Dakota State												
M.7-11	at Mountain West Conference Championships												

► Heath Career Statistics

Year	G-GS	Min.-Avg.	FG-FGA	Pct.	3P-3PA	Pct.	FT-FTA	Pct.	OR	DR	Reb	Avg.	PF-D	AT	TO	BS	ST	Pts Avg.
03-04	30-26	897-29.9	144-368	.391	48-160	.300	77-110	.700	23	57	80	2.7	58-0	53	66	0	41	413 13.8
04-05	29-28	997-34.4	176-432	.407	48-151	.318	132-161	.820	21	80	101	3.5	53-1	107	104	3	63	532 18.3
05-06	9-9	286-31.7	45-118	.381	22-58	.379	34-39	.872	5	18	23	2.6	12-0	22	35	0	9	146 16.2
Totals	68-63	2180-32.1	365-918	.398	118-369	.319	243-310	.784	49	155	204	3.0	123-1	182	205	3	113	1,091 16.0

Career Highs

Points

Career 10 vs. Albany, 11-26-05

Rebounds

Career 4 at Alaska-Fair., 11-17-05

Assists

Career 6 at San Diego, 11-30-05

Field Goals

Career 3 vs. Ill.-Chicago, 11-19-05

Field Goals Attempted

Career 7 at San Diego, 11-30-05

Three-Point Field Goals

Career 1 vs. Albany, 11-26-05
1 vs. So. Miss., 11-20-05

Three-Point FG Attempted

Career 2 vs. Albany, 11-26-05

Free Throws

Career 5 vs. Albany, 11-26-05
5 at Alaska-Fair., 11-17-05

Free Throws Attempted

Career 9 at Alaska-Fair., 11-17-05

Steals

Career 4 at San Diego, 11-30-05

Blocked Shots

Career

Minutes Played

Career 31 at Alaska-Fair., 11-17-05

3 • Richie Williams

Guard • 5-9 • 158 • Freshman • Spring Valley, Calif. (Steele Canyon High)



MWC Rankings (as of 12/19): 5th in assists, 4th in assist-to-turnover ratio, 14th in steals

Started all nine games at the point guard position for San Diego State this season... Became just the ninth freshmen to start a season-opening game for Steve Fisher (joining Juwan Howard, Jalen Rose, Chris Webber, Jerod Ward, Albert White, Bradley Jackson, Steve Sir and Brandon Heath)... Has 23 assists and 12 turnovers in his last six games, covering 141 minutes... Played 22 or more minutes in seven of nine games this season... Has six or more points in four of San Diego State's nine games this season... Has five multiple steal games this season and leads the Aztecs with 12 steals... Currently leads the team in assists... Since assists became an official stat in 1978-79, only five freshmen have led the team in that category Mark Delsman (1973-74), Jason Hamilton (1992-93), Chad Nelson (1993-94), Raymond King (1995-96) and Bradley Jackson (1999-00)... Only Jackson, King and Hamilton led SDSU in both assists and steals as a freshman... Led the Aztecs in assists six times this season, including five of the last six contests... First player to lead the team outright in assists in five consecutive games since Wesley Stokes did it during the 2003-04 campaign... Phenominally quick off the dribble, he has the ability to advance the ball quickly in transition... Has shown the ability to finish at the basket as well as make the open three-point shot... Had a career high six assists and four steals at San Diego (11-30-05)... Had his best game of his young career, with 10 points, five assists and no turnovers in 24 minutes against Albany (11-26-05)... Shot 50 percent or better from the field in three consecutive games earlier this year... Posted three straight games with multiple steals (broken against PLNU on 12-3-05).

SDSU Freshmen Assists

Rk	Name, Year	Assists
1.	Raymond King, 1995-96	150
2.	Mark Delsman, 1973-74	120
3.	•Bradley Jackson, 1999-00	101
4.	Jason Hamilton, 1992-93	97
5.	Chad Nelson, 1993-94	90
6.	Anthony Watson, 1982-83	85
7.	Tracy Dildy, 1985-86	73
8.	Chris McKinney, 1990-91	61
9.	David Abramowitz, 1993-94	55
10.	•Brandon Heath, 2003-04	53

nr. •Richie Williams, 2005-06 **31**
Rk. - Indicates SDSU freshman rank; • - Indicates Fisher era player.

2005-06 Game-By-Game Statistics

Date	Opponent	S	MP	FG-FGA	3FG-FGA	FT-FTA	REB	PF	A	TO	BK	S	TP
N.17	at Alaska Fairbanks	S	31	1-4	0-1	5-9	0-4-4	2	4	4	0	0	7
N.19	vs. Illinois-Chicago	S	26	3-6	0-1	1-1	1-1-2	1	1	2	0	2	7
N.20	vs. So. Mississippi	S	16	1-2	1-1	0-0	0-1-1	2	3	4	0	2	3
N.26	Albany	S	24	2-3	1-2	5-7	0-2-2	2	5	0	0	2	10
N.30	at San Diego	S	26	0-7	0-1	0-0	0-1-1	3	6	1	0	4	0
D.3	Point Loma Nazarene	S	22	2-2	0-0	0-0	0-2-2	0	4	2	0	0	4
D.6	at California	S	25	0-1	0-0	0-0	0-3-3	2	5	2	0	2	0
D.10	Washington State	S	24	1-5	0-2	4-5	0-1-1	3	3	4	0	0	6
D.17	UC Santa Barbara	S	20	0-2	0-0	1-2	0-1-1	1	0	3	0	0	1
D.20	Maryland-Baltimore Co.												
D.27	at Providence												
D.31	Loyola Marymount												
J.4	*Colorado State												
J.7	*at Air Force												
J.11	*at Utah												
J.14	*UNLV												
J.18	*at TCU												
J.21	*Brigham Young												
J.25	*New Mexico												
J.28	*at Wyoming												
F.4	*at Colorado State												
F.8	*Air Force												
F.11	*Utah												
F.16	*at UNLV												
F.18	*TCU												
F.22	*at Brigham Young												
F.25	*at New Mexico												
M.1	*Wyoming												
M.3	South Dakota State												
M.7-11	at Mountain West Conference Championships												

► Williams Career Statistics

Year	G-GS	Min.-Avg.	FG-FGA	Pct.	3P-3PA	Pct.	FT-FTA	Pct.	OR	DR	Reb	Avg.	PF-D	AT	TO	BS	ST	Pts Avg.
05-06	9-9	214-23.8	10-32	.313	2-8	.250	16-24	.667	1	16	17	1.9	16-0	31	22	0	12	38 4.2

Season/Career Highs

Points

Season 15 at California, 12-6-05
 Career 15 at California, 12-6-05
 15 at UCSB, 12-4-04

Rebounds

Season 3 vs. Albany, 11-26-05
 Career 5 vs. UCSB, 12-2-02

Assists

Season 3 at San Diego, 11-30-05
 Career 4 vs. Wyoming, 1-22-05
 4 at Arizona, 12-22-03

Field Goals

Season 5 at California, 12-6-05
 Career 6 at UCSB, 12-4-04

Field Goals Attempted

Season 11 at California, 12-6-05
 Career 11 at California, 12-6-05

Three-Point Field Goals

Season 4 at San Diego, 11-30-05
 4 vs. So. Miss., 11-20-05
 Career 4 at San Diego, 11-30-05
 4 vs. So. Miss., 11-20-05

Three-Point Field Goals Attempted

Season 8 vs. UCSB, 12-17-05
 8 vs. WSU, 12-10-05
 8 at California, 12-6-05
 Career 8 vs. UCSB, 12-17-05
 8 vs. WSU 12-10-05
 8 at California, 12-6-05
 8 vs. Wyoming, 1-22-05

Free Throws

Season 2 at California, 12-6-05
 2 vs. Albany, 11-26-05
 Career 4 vs. Wyoming, 1-22-05

Free Throws Attempted

Season 4 at California, 12-6-05
 Career 4 at California, 12-6-05
 4 vs. Wyoming, 1-22-05
 4 vs. EWU, 12-20-03

Steals

Season 2 vs. PLNU, 12-3-05
 Career 3 - five times

Blocked Shots

Season 1 at San Diego, 11-30-05
 Career 1 at San Diego, 11-30-05

Minutes Played

Season 29 vs. UCSB, 12-17-05
 29 vs. Ill.-Chicago, 11-19-05
 Career 40 vs. UCSB, 11-19-04

15 • John Sharper

Guard • 6-0 • 190 • Senior • Oakland, Calif. (St. Mary's High)



MWC Rankings (as of 12/19): t-5th in three-point field goals made, 6th in three-point field goal percentage
SDSU Career Rankings: 4th in three-point field goal percentage, 5th in three-point field goals, 18th in games played

Originally a walk-on, Sharper has developed into a key component on a team picked to win the MWC... One of the best long-range shooters in school history... Has connected on 109-of-280 (38.9 percent) three-point field goals in his four seasons at SDSU... Has been particularly hot of late, connecting on multiple treys in eight straight games and going 20-for-46 (43.5 percent) from bonus distance in his last seven games... After uncharacteristically committing three turnovers in the opening game of the season, he has only three turnovers in his last eight games (190 mins.)... In his career, he has averaged one turnover every 23.4 minutes... This season it is one turnover every 35.0 minutes... Made 25 of his last 30 free throw attempts dating back to last season (83.3 percent)... Has made 34 more three-point field goals

(109) than he has turnovers (75) in his career... Tied a career-high with 15 points at California (12-6-05)... Missed two free throws against the Golden Bears, marking the first game in which Sharper has missed two free throws since Feb. 2, 2004, when he went 2-for-4 from the line against New Mexico... In between those two games he went 28-of-30 (93.3 percent) from the line... Scored in double figures in four of his last seven games... Going into the UCSB game, owned the best hockey +/- on the team... In the 181 minutes he has been on the floor, SDSU has outscored its opponents by 39 points... In the 139 minutes he has been on the bench, the Aztecs have been outscored by three points... Averages 15.1 points per 40 minutes.

SDSU Career 3-Point FGs

Rk	Name, Years	3FG
1.	Tony Ross, 87-88-89	270
2.	Jason Richey, 97-98	136
3.	Chad Nelson, 94-95-96-97	122
4.	•Brandon Heath, 04-05-06	118
5.	•John Sharper, 03-04-05-06	109
	Michael Best, 89-90	107

SDSU Career 3-Point Pct.

Rk	Name, Years	3FG Pct.
1.	Tony Ross, 87-88-89	45.8
2.	•Al Faux, 01-02	41.4
3.	•Steve Sir, 03-04	39.8
4.	•John Sharper, 03-04-05-06	38.9
5.	Michael Best, 89-90	36.6

Rk. - Indicates SDSU career rank; DI - Indicates Division I era rank. • - Indicates Fisher era player.

2005-06 Game-By-Game Statistics

Date	Opponent	S	MP	FG-FGA	3FG-FGA	FT-FTA	REB	PF	A	TO	BK	S	TP
N.17	at Alaska Fairbanks	S	20	1-5	0-3	0-0	0-2-2	0	1	3	0	0	2
N.19	vs. Illinois-Chicago		29	3-9	2-7	0-0	0-0-0	2	1	0	0	0	8
N.20	vs. So. Mississippi		13	4-4	4-4	0-0	0-0-0	1	0	0	0	0	12
N.26	Albany		20	3-7	3-7	2-2	3-0-3	1	0	0	0	0	11
N.30	at San Diego		28	4-6	4-6	0-0	0-1-1	1	3	1	1	1	12
D.3	Point Loma Nazarene		28	2-7	2-5	0-0	0-2-2	3	1	1	0	2	6
D.6	at California		23	5-11	3-8	2-4	1-0-1	3	1	0	0	0	15
D.10	Washington State		20	2-8	2-8	1-2	1-1-2	3	0	1	0	0	7
D.17	UC Santa Barbara		29	2-9	2-8	0-0	0-1-1	0	1	0	0	0	6
D.20	Maryland-Baltimore Co.												
D.27	at Providence												
D.31	Loyola Marymount												
J.4	*Colorado State												
J.7	*at Air Force												
J.11	*at Utah												
J.14	*UNLV												
J.18	*at TCU												
J.21	*Brigham Young												
J.25	*New Mexico												
J.28	*at Wyoming												
F.4	*at Colorado State												
F.8	*Air Force												
F.11	*Utah												
F.16	*at UNLV												
F.18	*TCU												
F.22	*at Brigham Young												
F.25	*at New Mexico												
M.1	*Wyoming												
M.3	South Dakota State												
M.7-11	at Mountain West Conference Championships												

► Sharper Career Statistics

Year	G-GS	Min.-Avg.	FG-FGA	Pct.	3P-3PA	Pct.	FT-FTA	Pct.	OR	DR	Reb	Avg.	PF-D	AT	TO	BS	ST	Pts.	Avg.
02-03	28-0	236-8.4	16-38	.421	14-32	.438	6-10	.600	5	18	23	0.8	21-0	16	12	0	8	52	1.9
03-04	29-5	520-17.9	38-97	.392	30-75	.400	14-18	.778	5	22	27	0.9	46-2	26	19	0	26	120	4.1
04-05	29-20	788-27.2	56-150	.373	43-117	.368	20-22	.909	6	26	32	1.1	40-0	38	38	0	33	175	6.0
05-06	9-1	210-23.3	26-66	.394	22-56	.393	5-8	.625	5	7	12	1.3	14	8	6	1	3	79	8.8
Totals	95-26	1754-18.5	136-351	.387	109-280	.389	45-58	.776	21	73	94	1.0	121-2	88	75	1	70	426	4.5

Season/Career Highs**Points**

Season 13 at Alaska Fair., 11-17-05
 Career 13 at Alaska Fair., 11-17-05

Rebounds

Season 4 vs. Albany, 11-26-05
 Career 8 vs. BYU, 2-7-05

Assists

Season 4 vs. Albany, 11-26-05
 Career 4 vs. Albany, 11-26-05

Field Goals

Season 5 vs. Albany, 11-26-05
 Career 6 vs. BYU, 2-7-05

Field Goals Attempted

Season 6 vs. Albany, 11-26-05
 6 vs. So. Miss., 11-20-05
 Career 11 vs. BYU, 2-7-05

Three-Point Field Goals

Season
 Career

Three-Point Field Goals Attempted

Season
 Career

Free Throws

Season 3 at Alaska Fair., 11-17-05
 Career 4 at LMU, 12-18-04

Free Throws Attempted

Season 6 vs. UNLV, 2-12-05
 Career 6 vs. UNLV, 2-12-05

Steals

Season
 Career 2 vs. South Dakota State, 1-3-05
 2 at Wyoming, 2-21-05

Blocked Shots


Season 3 at Alaska Fair., 11-17-05
 Career 3 at Alaska Fair., 11-17-05

Minutes Played

Season 32 at Alaska Fair., 11-17-05
 Career 32 at Alaska Fair., 11-17-05
 32 vs. New Mexico, 2-26-05

20 • Trimaine Davis

Forward • 6-7 • 235 • Senior • West Pittsburg, Calif. (West Pittsburg High)



Captain of the 2005-06 Aztec team, "Train" is the heart and soul of San Diego State basketball... Played in the UCSB game after missing the previous four games due to surgery on his right knee to remove a bone chip on Nov. 30, 2005... Scored six points on 3-of-4 shooting in 25 minutes against the Gauchos... A big-time athlete who has seen increased playing time this season before surgery... In five games this season he has already set or tied career highs for scoring (13), assists (4), free throws attempted (6), blocked shots (3) and minutes played (32)... Has six double-figures coring games in his last 14 outings after scoring 10+ points in just one of his first 61 games... Made 17-of-25 attempts from the field this season (68.0 percent) and is a 58.9 percent shooter from the floor in his career... That is the best career field goal percentage by any Aztec player with at least 68 field goal attempts... Made 8-of-13 free throws this season after entering the campaign as a career 51.9 percent shooter... His averages prorated over 40 minutes are 13.5 points, 3.5 rebounds, 1.3 assists and 1.9 blocked shots... Has just three turnovers this season.

2005-06 Game-By-Game Statistics

Date	Opponent	S	MP	FG-FGA	3FG-FGA	FT-FTA	REB	PF	A	TO	BK	S	TP
N.17	at Alaska Fairbanks	S	32	5-6	0-0	3-4	1-2-3	1	0	0	3	0	13
N.19	vs. Illinois-Chicago	S	21	3-4	0-0	1-1	1-0-1	3	0	0	0	0	7
N.20	vs. So. Mississippi	S	17	4-6	0-0	2-2	1-0-1	3	0	0	1	0	10
N.26	Albany	S	29	2-5	0-0	2-3	2-2-4	3	4	2	1	0	6
N.30	at San Diego			Did Not Play - Injured									
D.3	Point Loma Nazarene			Did Not Play - Injured									
D.6	at California			Did Not Play - Injured									
D.10	Washington State			Did Not Play - Injured									
D.17	UC Santa Barbara		25	3-4	0-0	0-3	1-1-2	3	0	1	1	0	6
D.20	Maryland-Baltimore Co.												
D.27	at Providence												
D.31	Loyola Marymount												
J.4	*Colorado State												
J.7	*at Air Force												
J.11	*at Utah												
J.14	*UNLV												
J.18	*at TCU												
J.21	*Brigham Young												
J.25	*New Mexico												
J.28	*at Wyoming												
F.4	*at Colorado State												
F.8	*Air Force												
F.11	*Utah												
F.16	*at UNLV												
F.18	*TCU												
F.22	*at Brigham Young												
F.25	*at New Mexico												
M.1	*Wyoming												
M.3	South Dakota State												
M.7-11	at Mountain West Conference Championships												

► Davis Career Statistics

Year	G-GS	Min.-Avg.	FG-FGA	Pct.	3P-3PA	Pct.	FT-FTA	Pct.	OR	DR	Reb	Avg.	PF-D	AT	TO	BS	ST	Pts.	Avg.
02-03	24-0	166-6.9	16-26	.615	0-0	.000	3-7	.429	4	22	26	1.1	36-2	1	6	2	5	35	1.5
03-04	17-0	89-5.2	11-23	.478	0-0	.000	4-6	.667	9	8	17	1.0	15-0	2	3	4	1	26	1.5
04-05	29-6	427-14.7	65-111	.586	0-0	.000	21-41	.512	39	29	68	2.3	61-1	6	14	10	14	151	5.2
05-06	5-4	124-24.8	17-25	.680	0-0	.000	8-13	.615	6	5	11	2.2	13-0	4	3	6	0	42	8.4
Totals	75-10	806-10.7	109-185	.589	0-0	.000	36-67	.537	58	64	122	1.6	125-3	13	26	22	20	254	3.4

Season/Career Highs**Points**

Season 9 vs. PLNU, 12-3-05
 Career 20 vs. Air Force, 2-28-05

Rebounds

Season 3 vs. So. Miss., 11-20-05
 Career 10 vs. UNLV, 2-12-05

Assists

Season 7 vs. So. Miss., 11-20-05
 Career 7 vs. So. Miss., 11-20-05

Field Goals

Season 4 vs. PLNU, 12-3-05
 Career 6 vs. UNLV, 2-12-05

Field Goals Attempted

Season 9 vs. PLNU, 12-3-05
 Career 12 at Utah, 3-5-05
 12 vs. UNLV, 2-12-05

Three-Point Field Goals

Season
 Career 1 vs. UCSD, 11-27-04
 1 vs. Monmouth, 11-22-04

Three-Point Field Goals Attempted

Season 1 vs. Albany, 11-26-05
 Career 3 vs. Monmouth, 11-22-04

Free Throws

Season 2 at California, 12-6-05
 Career 12 vs. Air Force, 2-28-05

Free Throws Attempted

Season 3 vs. PLNU, 12-3-05
 Career 13 vs. Air Force, 2-28-05

Steals

Season 1 - four times
 Career 4 at Utah, 3-5-05
 4 at Wyoming, 2-21-05

Blocked Shots

Season 2 vs. UCSB, 12-17-05
 Career 2 vs. UCSB, 12-17-05

Minutes Played

Season 29 vs. So. Miss., 11-20-05
 Career 40 vs. UNLV, 2-12-05

21 • Matt Thomas

Guard • 6-3 • 191 • Sophomore • Riverside, Calif. (Martin Luther King High)



A sophomore with a wealth of experience... Played in all 30 games for San Diego State last season, making 11 starts... So far this season he has come off the bench and produced some impressive numbers... Scored in three consecutive games for the first time this season, a streak broken against Washington State (12-10-05)... Pulled down a rebound in six of the last seven games... Has gone eight straight games with one turnover or less... In his last 104 minutes, he has just five turnovers for an average of one turnover every 20.8 minutes... Blocked a career high two shots against UC Santa Barbara (12-17-05)... Played 18 minutes and scored a season-high nine points against Point Loma Nazarene (12-3-05)... Made a season-high four field goals versus the Sea Lions... Had a career-high seven assists and just one turnover in 29 minutes of action against Southern Mississippi (11-20-05)... Played 13 or more minutes in five of San Diego State's nine games this season, including four of the last seven games... Has seven career double-figure scoring games.

2005-06 Game-By-Game Statistics

Date	Opponent	S	MP	FG-FGA	3FG-FGA	FT-FTA	REB	PF	A	TO	BK	S	TP
N.17	at Alaska Fairbanks		13	0-2	0-0	0-0	0-2-2	0	0	3	0	1	0
N.19	vs. Illinois-Chicago		1	0-0	0-0	0-0	0-0-0	0	0	0	0	0	0
N.20	vs. So. Mississippi		29	1-2	0-0	0-0	1-2-3	0	7	1	0	1	2
N.26	Albany		14	0-2	0-1	0-0	2-0-2	2	1	1	0	1	0
N.30	at San Diego		9	1-1	0-0	0-0	0-1-1	1	0	1	0	0	2
D.3	Point Loma Nazarene		18	4-9	0-0	1-3	1-1-2	1	0	1	0	0	9
D.6	at California		17	1-5	0-0	2-2	0-1-1	0	2	0	0	0	4
D.10	Washington State		10	0-2	0-0	0-0	1-0-1	0	0	1	0	1	0
D.17	UC Santa Barbara		6	0-0	0-0	0-0	0-0-0	0	0	0	2	0	0
D.20	Maryland-Baltimore Co.												
D.27	at Providence												
D.31	Loyola Marymount												
J.4	*Colorado State												
J.7	*at Air Force												
J.11	*at Utah												
J.14	*UNLV												
J.18	*at TCU												
J.21	*Brigham Young												
J.25	*New Mexico												
J.28	*at Wyoming												
F.4	*at Colorado State												
F.8	*Air Force												
F.11	*Utah												
F.16	*at UNLV												
F.18	*TCU												
F.22	*at Brigham Young												
F.25	*at New Mexico												
M.1	*Wyoming												
M.3	South Dakota State												
M.7-11	at Mountain West Conference Championships												

► Thomas Career Statistics

Year	G-GS	Min.-Avg.	FG-FGA	Pct.	3P-3PA	Pct.	FT-FTA	Pct.	OR	DR	Reb	Avg.	PF-D	AT	TO	BS	ST	Pts.	Avg.
04-05	29-11	659-22.7	55-169	.325	2-18	.111	65-95	.684	37	61	98	3.4	51-1	43	37	4	32	177	6.1
05-06	9-0	117-13.0	7-23	.304	0-1	.000	3-5	.600	5	7	12	1.3	4-0	10	8	2	4	17	1.9
Totals	38-11	776-20.4	62-192	.323	2-19	.105	68-100	.680	42	68	110	2.9	55-1	53	45	6	36	194	5.1

Career Highs**Points**

Career 3 vs. So. Miss., 11-20-05

Rebounds

Career 4 vs. WSU, 12-10-05

Assists

Career 3 vs. PLNU, 12-3-05

Field Goals

Career 1 vs. So. Miss., 11-20-05

Field Goals Attempted

Career 3 vs. PLNU, 12-3-05

Three-Point Field Goals

Career 1 vs. So. Miss., 11-20-05

Three-Point FG Attempted

Career 1 vs. PLNU, 12-3-05

1 vs. Albany, 11-26-05

1 vs. So. Miss., 11-20-05

Free Throws

Career 2 vs. WSU, 12-10-05

2 vs. Ill.-Chicago, 11-19-05

Free Throws Attempted

Career 4 vs. Ill.-Chicago, 11-19-05

Steals

Career 1 vs. PLNU, 12-3-05

Blocked Shots

Career

Minutes Played

Career 15 vs. PLNU, 12-3-05

24 • Tim McGrath

Forward • 6-5 • 187 • Freshman • Santa Monica, Calif. (Santa Monica High)



A redshirt freshman who is working his way into the rotation... Played in each of the last eight games for the Aztecs... Played 11 or more minutes four times, including the three of the last four games... Played a season-high 15 minutes and dished out three assists against Point Loma Nazarene (12-3-05)... Pulled down a career-best four rebounds in 13 minutes of action against Washington State (12-10-05)... Has seven points and nine rebounds in 71 minutes of action this season... Has just one turnover this season and played in six turnover free games before committing his first miscue... Redshirted last season and recorded a 6-10 high jump in high school.

2005-06 Game-By-Game Statistics

Date	Opponent	S	MP	FG-FGA	3FG-FGA	FT-FTA	REB	PF	A	TO	BK	S	TP
N.17	at Alaska Fairbanks			Did Not Play - CD									
N.19	vs. Illinois-Chicago		11	0-1	0-0	2-4	2-0-2	3	1	0	0	0	2
N.20	vs. So. Mississippi		9	1-1	1-1	0-0	0-1-1	1	0	0	0	0	3
N.26	Albany		2	0-1	0-1	0-0	0-0-0	0	0	0	0	0	0
N.30	at San Diego		3	0-0	0-0	0-0	0-0-0	0	0	0	0	0	0
D.3	Point Loma Nazarene		15	0-3	0-1	0-0	1-0-1	1	3	0	0	1	0
D.6	at California		12	0-1	0-1	0-0	0-1-1	1	1	0	0	0	0
D.10	Washington State		13	0-0	0-0	2-3	1-3-4	0	0	1	0	0	2
D.17	UC Santa Barbara		6	0-1	0-0	0-0	0-0-0	0	0	0	0	0	0
D.20	Maryland-Baltimore Co.												
D.27	at Providence												
D.31	Loyola Marymount												
J.4	*Colorado State												
J.7	*at Air Force												
J.11	*at Utah												
J.14	*UNLV												
J.18	*at TCU												
J.21	*Brigham Young												
J.25	*New Mexico												
J.28	*at Wyoming												
F.4	*at Colorado State												
F.8	*Air Force												
F.11	*Utah												
F.16	*at UNLV												
F.18	*TCU												
F.22	*at Brigham Young												
F.25	*at New Mexico												
M.1	*Wyoming												
M.3	South Dakota State												
M.7-11	at Mountain West Conference Championships												

▶ McGrath Career Statistics

Year	G-GS	Min.-Avg.	FG-FGA	Pct.	3P-3PA	Pct.	FT-FTA	Pct.	OR	DR	Reb	Avg.	PF-D	AT	TO	BS	ST	Pts Avg.
05-06	8-0	71-8.9	1-8	.125	1-4	.250	4-7	.571	4	5	9	1.1	6-0	5	1	0	1	7 0.9

Career Highs**Points**

Career 2 vs. Albany, 11-26-05

Rebounds

Career

Assists

Career

Field Goals

Career 1 vs. Albany, 11-26-05

Field Goals Attempted

Career 1 vs. Albany, 11-26-05

Three-Point Field Goals

Career

Three-Point FG Attempted

Career

Free Throws

Career

Free Throws Attempted

Career

Steals

Career 1 vs. WSU, 12-10-05

Blocked ShotsCareer 1 vs. WSU, 12-10-05
1 vs. Albany, 11-26-05**Minutes Played**

Career 13 vs. WSU, 12-10-05

30 • Chris Lamb

Forward • 6-10 • 231 • Freshman • Louisville, Colo. (Monarch High)



Saw significant time in the Washington State game (12-10-05)... Played 13 minutes and recorded a blocked shot and steal against the Cougars... Played in three games as a redshirt freshman this season... Played in the first games of his career vs. Southern Mississippi (11-20-05) and Albany (11-26-05)... Scored the first points of his career on his first collegiate shot attempt against Albany... Has played in two straight games.

2005-06 Game-By-Game Statistics

Date	Opponent	S	MP	FG-FGA	3FG-FGA	FT-FTA	REB	PF	A	TO	BK	S	TP
N.17	at Alaska Fairbanks			Did Not Play - CD									
N.19	vs. Illinois-Chicago			Did Not Play - CD									
N.20	vs. So. Mississippi		3	0-0	0-0	0-0	0-0-0	1	0	0	0	0	0
N.26	Albany		2	1-1	0-0	0-0	0-0-0	2	0	0	1	0	2
N.30	at San Diego			Did Not Play - CD									
D.3	Point Loma Nazarene			Did Not Play - CD									
D.6	at California			Did Not Play - CD									
D.10	Washington State		13	0-0	0-0	0-0	0-0-0	2	0	1	1	1	0
D.17	UC Santa Barbara		1	0-0	0-0	0-0	0-0-0	1	0	0	0	0	0
D.20	Maryland-Baltimore Co.												
D.27	at Providence												
D.31	Loyola Marymount												
J.4	*Colorado State												
J.7	*at Air Force												
J.11	*at Utah												
J.14	*UNLV												
J.18	*at TCU												
J.21	*Brigham Young												
J.25	*New Mexico												
J.28	*at Wyoming												
F.4	*at Colorado State												
F.8	*Air Force												
F.11	*Utah												
F.16	*at UNLV												
F.18	*TCU												
F.22	*at Brigham Young												
F.25	*at New Mexico												
M.1	*Wyoming												
M.3	South Dakota State												
M.7-11	at Mountain West Conference Championships												

► Lamb Career Statistics

Year	G-GS	Min.-Avg.	FG-FGA	Pct.	3P-3PA	Pct.	FT-FTA	Pct.	OR	DR	Reb	Avg.	PF-D	AT	TO	BS	ST	Pts	Avg.
05-06	4-0	19-4.8	1-1	100.0	0-0	.000	0-0	.000	0	0	0.0	0	6-0	0	1	2	1	2	0.5

Career Highs

Points

Career 17 vs. UCSB, 12-17-05

Rebounds

Career 10 vs. Ill.-Chicago, 11-19-05

Assists

Career 2 vs. WSU, 12-10-05
2 at California, 12-6-05
2 vs. Ill.-Chicago, 11-19-05

Field Goals

Career 8 vs. UCSB, 12-17-05

Field Goals Attempted

Career 10 vs. UCSB, 12-17-05
10 vs. WSU, 12-10-05
10, at San Diego, 11-30-05

Three-Point Field Goals

Career 1 at California, 12-6-05
1 vs. So. Miss., 11-20-05

Three-Point FG Attempted

Career 3 at California, 12-6-05

Free Throws

Career 4 at California, 12-6-05

Free Throws Attempted

Career 5 vs. So. Miss., 11-20-05

Steals

Career 5 vs. UCSB, 12-17-05

Blocked Shots

Career 2 vs. PLNU, 12-3-05

Minutes Played

Career 32 vs. Ill.-Chicago, 11-19-05

33 • Kyle Spain

Forward • 6-5 • 218 • Freshman • Newark, Calif. (Newark Memorial High)



MWC Rankings (as of 12/19): 5th in defensive rebounding, 6th in rebounding 11th in field goal percentage and t-11 in offensive rebounding

Mountain West Conference player of the week for the week ending Dec. 18... Is just the third freshman to earn the weekly award in conference history joining former Aztec Evan Burns and Andrew Bogut... A pleasant surprise for the Aztecs this season and a player who may be the top freshman in the MWC... Played in all nine games and has started eight consecutive games for the Aztecs... Played 25 or more minutes in

every game this season and is third on the team in total minutes behind juniors Marcus Slaughter and Brandon Heath... Second on the team in rebounding (6.7) and third in scoring (9.6)... He is the leading freshman rebounder in the conference and ranks second in the MWC among freshmen in scoring... Made eight of his last 12 free throw attempts after opening his career 4-for-14 from the line... Has four double-digit scoring games this year and already owns a double-figure rebound game... By comparison, junior Marcus Slaughter, the preseason MWC player of the year, did not post his second double-figure scoring game until his 18th career game and did not pull down 10 rebounds in a game until the 10th game of his freshman campaign... He is 36-of-67 from the floor this season and has connected on 50 percent or better from the field in six of eight games... The Aztecs are 5-1 when he shoots 50 percent or better from the floor... Poured in 17 points against UC Santa Barbara (12-17-05) on 8-of-10 from the floor... Also recorded five steals against the Gauchos... Scored a then career-high 15 points against Point Loma Nazarene (12-3-05)... Also blocked two shots versus the Sea Lions... Has 38 rebounds in his last five games (144 minutes)... Averages 13.7 points and 9.5 rebounds per 40 minutes.

2005-06 Game-By-Game Statistics

Date	Opponent	S	MP	FG-FGA	3FG-FGA	FT-FTA	REB	PF	A	TO	BK	S	TP
N.17	at Alaska Fairbanks		25	1-2	0-0	0-0	0-5-5	1	0	1	0	0	2
N.19	vs. Illinois-Chicago	S	32	3-6	0-0	1-3	2-8-10	2	2	3	0	1	7
N.20	vs. So. Mississippi	S	25	4-4	1-1	2-5	0-3-3	2	0	0	0	3	11
N.26	Albany	S	27	5-8	0-2	0-4	3-1-4	1	1	0	0	1	10
N.30	at San Diego	S	29	4-10	0-0	1-2	4-4-8	2	0	3	0	0	9
D.3	Point Loma Nazarene	S	27	6-9	0-0	3-3	2-7-9	2	0	3	2	1	15
D.6	at California	S	31	2-8	1-3	4-4	2-4-6	3	2	4	0	0	9
D.10	Washington State	S	27	3-10	0-1	0-2	4-4-8	2	2	0	1	2	6
D.17	UC Santa Barbara	S	30	8-10	0-1	1-3	1-6-7	1	2	3	0	5	17
D.20	Maryland-Baltimore Co.												
D.27	at Providence												
D.31	Loyola Marymount												
J.4	*Colorado State												
J.7	*at Air Force												
J.11	*at Utah												
J.14	*UNLV												
J.18	*at TCU												
J.21	*Brigham Young												
J.25	*New Mexico												
J.28	*at Wyoming												
F.4	*at Colorado State												
F.8	*Air Force												
F.11	*Utah												
F.16	*at UNLV												
F.18	*TCU												
F.22	*at Brigham Young												
F.25	*at New Mexico												
M.1	*Wyoming												
M.3	South Dakota State												
M.7-11	at Mountain West Conference Championships												

SDSU Freshmen Rebs.

Rk	Name, Year	Rebounds
1.	Michael Cage, 1980-81	355
2.	Eddy Gordon, 1979-80	239
3.	•Marcus Slaughter, 2003-04	204
4.	Steve Copp, 1972-73	173
5.	Myron Epps, 1998-99	149
6.	Presnell Gilbert, 1976-77	143
7.	Kevin Brown, 1985-86	134
8.	•Evan Burns, 2002-03	132
9.	Vincent Okotie, 1998-99	117
10.	Joe McNaul, 1990-91	114

nr. •Kyle Spain, 2005-06 60
Rk. - Indicates SDSU freshmen rank; • - Indicates Fisher era player.

► Spain Career Statistics

Year	G-GS	Min.-Avg.	FG-FGA	Pct.	3P-3PA	Pct.	FT-FTA	Pct.	OR	DR	Reb	Avg.	PF-D	AT	TO	BS	ST	Pts	Avg.
05-06	9-8	253-28.1	36-67	.537	2-8	.250	12-26	.462	18	42	60	6.7	16-0	9	17	3	13	86	9.6

Season/Career Highs

Points

Season 26 vs. WSU, 12-10-05
Career 28 vs. UCSB, 11-19-04

Rebounds

Season 17 vs. WSU, 12-10-05
Career 17 vs. WSU, 12-10-05

Assists

Season 4 vs. Ill.-Chicago, 11-19-05
Career 8 vs. Ill.-Chicago, 11-19-05
4 at Saint Mary's, 1-7-04

Field Goals

Season 8 at California, 12-6-05
8 vs. PLNU, 12-3-05
Career 8 - eight times

Field Goals Attempted

Season 16 vs. Albany, 11-26-05
Career 20 vs. California, 12-11-04

Three-Point Field Goals

Season
Career 3 at UCSB, 12-4-04
3 vs. LBSU, 11-21-03

Three-Point Field Goals Attempted

Season
Career 4 vs. California, 12-11-04
4 at UCSB, 12-4-04

Free Throws

Season 12 vs. WSU, 12-10-05
Career 12 vs. UCSB, 11-19-04

Free Throws Attempted

Season 15 vs. WSU, 12-10-05
Career 15 vs. WSU, 12-10-05

Steals

Season 2 vs. Albany, 11-26-05
Career 5 at UNM, 2-28-04

Blocked Shots


Season 2 vs. PLNU, 12-3-05
2 vs. Albany, 11-26-05
Career 3 vs. UCSD, 11-27-04

Minutes Played

Season 39 vs. WSU, 12-10-05
Career 41 vs. UCSB, 11-19-04

42 • Marcus Slaughter

Forward • 6-9 • 220 • Junior • Riverside, Calif. (J.W. North High)



MWC Rankings (as of 12/19): 3rd in scoring, 3rd in offensive rebounding, 3rd in rebounding, 3rd in defensive rebounding, 5th in free throw percentage and 10th in blocked shots

SDSU Career Rankings: 3rd in rebound average, 7th in free throws, 9th in rebounding~, 11th in blocked shots^, 19th in scoring average, 20th in steals^, 20th in minutes played^ (^ - record kept since 1978-79 season; ~ - Division I era)

According to the NCAA, he ranks 8th nationally in rebounding through games of Dec. 12... The media

pick for preseason MWC player of the year... Slaughter ranks in the top 10 of six different MWC stat categories including third in scoring and third in rebounding... Scored 20 or more points in four straight games and had three consecutive double-doubles, both career firsts, until a left knee injury forced the junior out of the UCSB game (12-17-05)... Has 17 career double-doubles, including five this season and four in his last six games... The 17 career double-doubles are the fifth most in school history (since the statistic started being tracked in 1975-76)... The school-record holder is Michael Cage with 61, next up for Slaughter is Joe McNaull in fourth place with 18... Made 27 of his last 31 free throw attempts (87.1 percent)... Going into the UCSB game, had 44 rebounds in his previous three games, the highest three-game total of his career... Pulled down 71 rebounds in his last six games (11.8 rpg)... Had his 28-game double-figure scoring streak snapped against UIC (11-19-05)... That represents the third-longest double-digit scoring streak in school history... Has led the team in rebounding six times this season... In his career, he has led the team in scoring 17 times, rebounding 37 times and assists twice... Shot 50 percent or better from the field in five games this season.

2005-06 Game-By-Game Statistics

Date	Opponent	S	MP	FG-FGA	3FG-FGA	FT-FTA	REB	PF	A	TO	BK	S	TP
N.17	at Alaska Fairbanks	S	26	6-12	0-0	4-6	4-7-11	4	1	5	1	1	16
N.19	vs. Illinois-Chicago	S	23	4-7	0-0	1-2	1-4-5	2	4	5	0	0	9
N.20	vs. So. Mississippi	S	31	6-12	0-0	6-8	2-3-5	2	2	1	0	0	18
N.26	Albany	S	33	6-16	0-0	4-6	9-6-15	4	2	6	2	2	16
N.30	at San Diego	S	34	7-15	0-0	9-14	5-4-9	4	1	4	1	1	23
D.3	Point Loma Nazarene	S	33	8-12	0-0	9-9	6-8-14	3	2	3	2	1	25
D.6	at California	S	34	8-14	0-0	6-7	4-9-13	4	1	2	0	0	22
D.10	Washington State	S	39	7-15	0-0	12-15	7-10-17	2	1	4	1	0	26
D.17	UC Santa Barbara	S	8	1-5	0-0	0-0	0-3-3	0	0	0	0	0	2
D.20	Maryland-Baltimore Co.												
D.27	at Providence												
D.31	Loyola Marymount												
J.4	*Colorado State												
J.7	*at Air Force												
J.11	*at Utah												
J.14	*UNLV												
J.18	*at TCU												
J.21	*Brigham Young												
J.25	*New Mexico												
J.28	*at Wyoming												
F.4	*at Colorado State												
F.8	*Air Force												
F.11	*Utah												
F.16	*at UNLV												
F.18	*TCU												
F.22	*at Brigham Young												
F.25	*at New Mexico												
M.1	*Wyoming												
M.3	South Dakota State												
M.7-11	at Mountain West Conference Championships												

SDSU Career Rebounding

Rk	DI	Name, Years	Rebounds
1.	1.	Michael Cage, 81-82-83-84	1,317
2.	-	Al Skalecky, 66-67-68	1,090
3.	-	Larry Meek, 63-64-65	764
4.	2.	Steve Copp, 73-74-75-76	737
5.	3.	Leonard Allen, 82-83-84-85	724
6.	4.	Joel Kramer, 74-76-77-79	711
7.	5.	*Aerick Sanders, 01-02-03-04	686
8.	-	Noel Mickelsen, 54-55-56	642
9.	6.	Will Connelly, 75-76-77	641
10.	7.	Eddy Gordon, 80-81-82-83	631
11.	-	Tony Pinkins, 55-56-57	604
	8.	Joe McNaull, 91-92-93	572
	9.	*Marcus Slaughter, 04-05-06	535

Rk. - Indicates SDSU career rank; DI - Indicates Division I era rank. * - Indicates Fisher era player.

► Slaughter Career Statistics

Year	G-GS	Min.-Avg.	FG-FGA	Pct.	3P-3PA	Pct.	FT-FTA	Pct.	OR	DR	Reb	Avg.	PF-D	AT	TO	BS	ST	Pts.	Avg.
03-04	30-18	755-25.2	87-184	.473	8-24	.333	55-76	.724	84	120	204	6.8	67-2	22	36	17	34	237	7.9
04-05	27-27	922-34.1	165-352	.469	9-39	.231	141-202	.698	91	151	242	9.0	87-4	35	84	30	37	480	17.8
05-06	9-9	261-29.0	53-108	.491	0-0	.000	51-67	.761	38	54	92	10.2	25-0	14	30	7	5	157	17.4
Totals	66-54	1938-29.4	305-644	.474	17-63	.270	247-345	.716	213	325	538	8.2	179-6	71	150	54	76	874	13.2

Season/Career Highs**Points**

Season 10 vs. UCSB, 12-17-05
10 at San Diego, 11-30-05
Career 10 vs. UCSB, 12-17-05
10 at San Diego, 11-30-05

Rebounds

Season 10 at San Diego, 11-30-05
Career 13 vs. South Dakota State, 1-3-05

Assists

Season 5 at San Diego, 11-30-05
Career 3 vs. CSU, 1-24-05

Field Goals

Season 5 vs. UCSB, 12-17-05
Career 5 vs. UCSB, 12-17-05

Field Goals Attempted

Season 9 vs. PLNU, 12-3-05
Career 9 vs. PLNU, 12-3-05

Three-Point Field Goals

Season
Career

Three-Point Field Goals Attempted

Season
Career

Free Throws

Season 2 at San Diego, 11-30-05
Career 3 vs. South Dakota State, 1-3-05

Free Throws Attempted

Season 6 at San Diego, 11-30-05
Career 7 vs. South Dakota State, 1-3-05

Steals

Season 3 at California, 12-6-05
Career 3 at California, 12-6-05
3 at Washington, 12-7-04

Blocked Shots


Season 3 at San Diego, 11-30-05
Career 3 at San Diego, 11-30-05
3 vs. South Dakota State, 1-3-05

Minutes Played

Season 31 vs. UCSB, 12-17-05
Career 31 at Washington, 12-7-04

50 • Mohamed Camara

Center • 6-10 • 245 • Senior • Conakry, Guinea
(Moore (Ky.) High/Riverside (Calif.) College)



MWC Rankings (as of 12/19): 6th in offensive rebounding, 8th in blocked shots, 14th in rebounding

Played in all nine games and has started the past five games due to Trimaine Davis' knee surgery... Is averaging a career-high 21.0 minutes per game and has shown significant improvement over his junior campaign... Scored in eight of the nine games this season... Shooting 55.9 percent from the field this season after connecting on 38.5 percent of his attempts last season... Scoring and rebounding averages are also up over last season... Already posted four dunks this season, after being held without a dunk as a junior... Has six or more rebounds in five of the team's nine games... Tied his career high with 10 points against UCSB (12-17-05)... Played a career-tying best 31 minutes against the Gauchos... Recorded his first career double-double (10 points, 10 rebounds) at San Diego (11-30-05)... His 10 points against the Toreros was a career best... Also played a then season-high 30 minutes versus USD... Eight of his 10 boards at San Diego were of the offensive variety... Averaging 10.3 rebounds per 40 minutes of action this season.

2005-06 Game-By-Game Statistics

Date	Opponent	S	MP	FG-FGA	3FG-FGA	FT-FTA	REB	PF	A	TO	BK	S	TP
N.17	at Alaska Fairbanks		16	2-2	0-0	0-1	1-5-6	1	0	1	0	1	4
N.19	vs. Illinois-Chicago		21	2-4	0-0	0-0	3-4-7	3	0	1	1	1	4
N.20	vs. So. Mississippi		19	1-1	0-0	0-0	1-2-3	1	0	0	0	1	2
N.26	Albany		6	0-1	0-0	1-2	0-1-1	4	0	0	0	0	1
N.30	at San Diego	S	30	4-6	0-0	2-6	8-2-10	4	1	1	3	1	10
D.3	Point Loma Nazarene	S	15	2-9	0-0	1-1	3-5-8	2	0	1	0	1	5
D.6	at California	S	29	3-5	0-0	0-0	3-1-4	2	0	1	1	3	6
D.10	Washington State	S	22	0-0	0-0	0-0	0-1-1	2	0	2	1	0	0
D.17	UC Santa Barbara	S	31	5-6	0-0	0-1	6-3-9	3	0	1	2	0	10
D.20	Maryland-Baltimore Co.												
D.27	at Providence												
D.31	Loyola Marymount												
J.4	*Colorado State												
J.7	*at Air Force												
J.11	*at Utah												
J.14	*UNLV												
J.18	*at TCU												
J.21	*Brigham Young												
J.25	*New Mexico												
J.28	*at Wyoming												
F.4	*at Colorado State												
F.8	*Air Force												
F.11	*Utah												
F.16	*at UNLV												
F.18	*TCU												
F.22	*at Brigham Young												
F.25	*at New Mexico												
M.1	*Wyoming												
M.3	South Dakota State												
M.7-11	at Mountain West Conference Championships												

► Camara Career Statistics

Year	G-GS	Min.-Avg.	FG-FGA	Pct.	3P-3PA	Pct.	FT-FTA	Pct.	OR	DR	Reb	Avg.	PF-D	AT	TO	BS	ST	Pts.	Avg.
04-05	29-21	494-17.0	30-78	.385	0-0	.000	10-25	.400	52	58	110	3.8	63-3	15	25	18	19	70	2.4
05-06	9-5	189-21.0	19-34	.559	0-0	.000	4-11	.364	25	24	49	5.4	22-0	1	8	8	8	42	4.7
Totals	38-26	683-18.0	49-112	.438	0-0	.000	14-36	.389	77	82	159	4.2	85-3	16	33	26	27	112	2.9

Last Time It Happened

TEAM MISCELLANEOUS

San Diego State played an overtime game	Feb. 19, 2005, at Colorado State - ot-L, 88-93
San Diego State won an overtime game	Mar. 19, 2003, vs. UC Santa Barbara - ot-W, 67-62
San Diego State played a double overtime game	Jan. 24, 2004, at Colorado State - 2ot-L, 82-92
San Diego State played a triple overtime game	Jan. 2, 2000, vs. Air Force - 3ot-L, 77-81
San Diego State played consecutive overtime games	Feb. 12 and 19, 2005, vs. UNLV - ot-L, 91-93 and at Colorado State - ot-L, 88-93
San Diego State won a game in the final seconds	Jan. 8, 2005, at Brigham Young, Chris Walton fadeaway 7-footer (:00.0) - W, 59-57
San Diego State lost a game in the final seconds	Jan. 26, 2002, vs. UNLV, Louis Amundson made front end of two-shot foul (:02.4) - ot-L, 79-80

TEAM SCORING

San Diego State scored 100 or more points	Dec. 2, 1998, vs. Southern Cal College - W, 103-49
San Diego State scored 90 or more points	Feb. 12, 2005, vs. UNLV - ot-L, 91-93
San Diego State scored 80 or more points	Dec. 3, 2005, vs. Point Loma Nazarene - W, 88-77
San Diego State scored less than 50 points	Dec. 10, 2005, vs. Washington State - L, 49-60
An opponent scored 100 or more points	Mar. 3, 2003, at Colorado State - L, 89-102
An opponent scored less than 50 points	Nov. 21, 2003, vs. Long Beach State - W, 74-44
San Diego State scored 50 or more points in a half	Nov. 27, 2004, vs. UC San Diego (51 in 2nd half) - W, 86-51
San Diego State scored 40 or more points in a half	Dec. 3, 2005, vs. Point Loma Nazarene (42 in 2nd half) - W, 88-77
San Diego State won by 40 or more points	Nov. 27, 2000, vs. UC San Diego - W, 98-53
San Diego State won by 30 or more points	Nov. 27, 2004, vs. UC San Diego - W, 86-51
San Diego State won by 20 or more points	Nov. 26, 2005, vs. Albany - W, 80-53

INDIVIDUAL SCORING

SDSU player had 50 or more points	Feb. 20, 1986, Anthony Watson (54) vs. U.S. International - W, 138-93
SDSU player had 40 or more points	Feb. 20, 1986, Anthony Watson (54) vs. U.S. International - W, 138-93
SDSU player had 35 or more points	Jan. 15, 2005, Brandon Heath (37) at UNLV - W, 81-73
SDSU player had 30 or more points	Jan. 15, 2005, Brandon Heath (37) at UNLV - W, 81-73
SDSU player made 10 or more field goals in a game	Jan. 24, 2005, Chris Walton (10) vs. Colorado State - W, 84-77
SDSU player scored 20 or more points in a half	Jan. 15, 2005, Brandon Heath (23 in 2nd half) at UNLV - W, 81-73

MULTIPLE INDIVIDUAL SCORING

Three SDSU players had 20 points in same game	Dec. 1, 2001, Tony Bland (22), Al Faux (21), Randy Holcomb (20) vs. CSU Northridge - W, 80-70
Two SDSU players had 20 points in same game	Dec. 3, 2005, Marcus Slaughter (25), Brandon Heath (20) vs. Point Loma Nazarene - W, 88-77
Five SDSU players scored in double figures in same game	Nov. 26, 2005, Brandon Heath (20), Marcus Slaughter (16), John Sharper (11), Richie Williams (10), Kyle Spain (10) vs. Albany - W, 80-53
Four SDSU players scored in double figures in same game	Nov. 30, 2005, Brandon Heath (24), Marcus Slaughter (23), John Sharper (12), Mohamed Camara (10) at San Diego - L, 80-90

CONSECUTIVE INDIVIDUAL SCORING

SDSU player had consecutive 30-point games	Jan. 27 and 30, 1986, Anthony Watson vs. Wyoming (30) and vs. Colorado State (31)
SDSU player had four consecutive 20-point games	Nov. 30, Dec. 3, Dec. 6 and Dec. 10, 2005, Marcus Slaughter at San Diego (23), vs. PLNU (25), at California (22) and vs. Washington State (26)
SDSU player had consecutive 10-plus made free-throw games	Feb. 12 and 19, 2005, Brandon Heath vs. UNLV (17) and at Colorado State (10)

TEAM REBOUNDING

San Diego State had 45 or more rebounds	Dec. 3, 2005, vs. Point Loma Nazarene (47) - W, 88-77
San Diego State had 40 or more rebounds	Dec. 3, 2005, vs. Point Loma Nazarene (47) - W, 88-77
+20-Rebound Margin	Nov. 22, 2004, vs. Monmouth (+21) - W 69-65
+15-Rebound Margin	Dec. 3, 2005, vs. Point Loma Nazarene (+18) - W, 88-77
+10-Rebound Margin	Dec. 3, 2005, vs. Point Loma Nazarene (+18) - W, 88-77

INDIVIDUAL REBOUNDING

SDSU player had 20 or more rebounds	Feb. 6, 1984, Michael Cage (21) vs. Wyoming - ot-L, 73-83
SDSU player had 15 or more rebounds	Dec. 10, 2005, Marcus Slaughter (17) vs. Washington State - L, 49-60
SDSU player had 10 or more rebounds	Dec. 10, 2005, Marcus Slaughter (17) vs. Washington State - L, 49-60

DOUBLE-DOUBLES

SDSU player had a triple-double	never
SDSU player had a double-double	Dec. 10, 2005, Marcus Slaughter (26 points and 17 rebounds) vs. Washington State - L, 49-60
SDSU player had a point-assist double-double	Jan. 2, 2000, Bradley Jackson (17 points, 11 assists) vs. High Point - W, 74-63
Two SDSU players had double-double in same game	Feb. 12, 2005, Marcus Slaughter (25 pts., 10 rebs.) and Matt Thomas (14 pts., 10 rebs.) vs. UNLV - ot-L, 91-93

Last Time It Happened

Three SDSU players had double-double in same game

.....Dec. 7, 1982, Eddy Gordon (15 points, 11 rebounds), Keith Smith (14 points, 14 rebounds), Michael Cage (12 points, 11 rebounds) vs. Doane College - W, 100-88
 SDSU player had three consecutive double-doubles
Dec. 3, 6, and 10 Marcus Slaughter vs. Point Loma (25 pts., 14 rebs.), at California (22 pts., 13 rebs.) and vs. Washington State (26 pts., 17 rebs.)

TEAM ASSISTS

San Diego State had 25 or more assistsDec. 1, 2001, vs. Cal State Northridge (26) - W, 80-70
 San Diego State had 20 or more assistsNov. 27, 2004, vs. UC San Diego (23) - W, 86-51
 San Diego State had 15 or more assistsJan. 24, 2005, vs. Colorado State (18) - W, 84-77

INDIVIDUAL ASSISTS

SDSU player had 15 or more assistsMar. 7, 1981, Tony Gwynn (16) vs. New Mexico - W, 92-84
 SDSU player had 10 or more assistsMar. 1, 2001, Deandre Moore (11) vs. Wyoming - L, 62-69

TEAM STEALS

San Diego State had 15 or more stealsJan. 22, 2005, vs. Wyoming (15) - ot-L, 81-88
 San Diego State had 10 or more stealsNov. 30, 2005, at San Diego (10) - L, 80-90

INDIVIDUAL STEALS

SDSU player had 9 or more stealsFeb. 20, 1986, Tracy Dildy (9) vs. USIU - W, 138-93
 SDSU player had 5 or more stealsDec. 17, 2005, Kyle Spain (5) vs. UC Santa Barbara - W, 66-54

TEAM BLOCKS

San Diego State had 10 or more blocksJan. 21, 2002, vs. Wyoming (11) - ot-L, 85-88
 San Diego State had 5 or more blocksDec. 17, 2005, vs. UC Santa Barbara (5) - W, 66-54

INDIVIDUAL BLOCKS

SDSU player had 5 or more blocksJan. 6, 2004, Aerick Sanders (5) vs. Saint Mary's - L, 66-80
 SDSU player had 3 or more blocksNov. 30, 2005, Mohamed Camara (3) at San Diego - L, 80-90

TEAM TURNOVERS

San Diego State had 10 or fewer turnoversNov. 26, 2005, vs. Albany (7) - W, 80-53
 San Diego State forced 25 or more turnoversNov. 27, 2004, vs. UC San Diego (27) - W, 86-51
 San Diego State forced 20 or more turnoversJan. 22, 2005, vs. Wyoming (23) - ot-L, 81-88

INDIVIDUAL MINUTES

SDSU player played 50 or more minutesJan. 20, 2000, Myron Epps (50) vs. Air Force - 3ot-L, 77-81
 SDSU player played 45 or more minutesFeb. 9, 2004, Aerick Sanders (45) at Brigham Young - ot-L, 69-83
 SDSU player played 40 or more minutesFeb. 12, 2005, Matt Thomas (40) vs. UNLV - ot-L, 91-93

TEAM THREE-POINTERS

San Diego State made 15 or more three-point shotsDec. 2, 2002, vs. UC San Diego (16) - W, 87-57
 San Diego State made 10 or more three-point shotsNov. 26, 2005, vs. Albany(10) - W, 80-53

INDIVIDUAL THREE-POINTERS

SDSU player made 9 or more three-point shotsDec. 27, 1986, Tony Ross (9) vs. Manhattan - W, 77-69
 SDSU player made 5 or more three-point shotsNov. 24, 2004, Brandon Heath (5) vs. Ohio State - W, 83-61

TEAM FREE THROWS

San Diego State had a 85 percent or higher free-throw percentage (min. 15 att.)Dec. 3, 2005, vs. PLNU (92.3 percent - 24-26) - W, 88-77
 San Diego State had a 80 percent or higher free-throw percentage (min. 15 att.)Dec. 6, 2005, at California (82.4 percent - 14-18) - L, 64-82
 San Diego State attempted 40 or more free-throwsFeb. 12, 2005, vs. UNLV (40) - ot-L, 91-93
 San Diego State attempted 30 or more free-throwsNov. 30, 2005, at San Diego (30) - L, 80-90

INDIVIDUAL FREE THROWS

SDSU player made 10 or more free-throws in a gameFeb. 19, 2005, Brandon Heath (10-14) at Colorado State - ot-L, 88-93
 SDSU player made 100 percent free-throw percentage (min. 10 att.)Feb. 12, 2005, Brandon Heath (17-17) vs. UNLV - ot-L, 91-93

TEAM SHOOTING PERCENTAGE

SDSU made 60 percent or better from the fieldNov. 26, 2005, vs. Albany (60.9 percent - 28-46) - W, 80-53
 SDSU made 55 percent or better from the fieldNov. 26, 2005, vs. Albany (60.9 percent - 28-46) - W, 80-53
 SDSU had consecutive 50% or better gamesDec. 1 and Dec. 4, 2004, vs. San Diego (53.6 percent - 30-56) and at UC Santa Barbara (60 percent - 27-45)

SDSU Career Records

Points

Rk	DI	Name, Years	Points
1.	1.	Michael Cage, 81-82-83-84	1,846
2.	2.	Anthony Watson, 83-84-85-86	1,735
3.	-	Tony Pinkins, 55-56-57	1,475
4.	-	Bob Brady, 52-53-54	1,389
5.	3.	Steve Copp, 73-74-75-76	1,307
6.	-	Al Skalecky, 66-67-68	1,271
7.	4.	Tony Ross, 87-88-89	1,259
8.	5.	Chad Nelson, 94-95-96-97	1,225
9.	6.	Will Connelly, 75-76-77	1,188
9.	-	Von Jacobsen, 69-70-71	1,188
11.	-	Bernie Finlay, 58-59-60	1,110
12.	7.	•Brandon Heath, 04-05-06	1,091
13.	8.	•Myron Epps, 99-00-01-02	1,090
14.	9.	Eddie Morris, 80-81-82-83	1,089
15.	-	Danny Newport, 54-55-56	1,048
16.	-	Milton Phelps, 39-40-41	1,043
17.	-	Dave Miller, 66-67-68	1,034
18.	10.	Leonard Allen, 82-83-84-85	1,019
19.	11.	•Tony Bland, 02-03	1,012
20.	12.	Kim Goetz, 78-79	1,005
21.	13.	•Randy Holcomb, 01-02	1,002
14.	Joel Kramer, 74-76-77-78	949	
15.	Mike Dodd, 76-77-78-79	928	
16.	Tony Gwynn, 78-79-80-81	925	
17.	Jason Richey, 97-98	908	
18.	Courtie Miller, 90-91-92-93-94	891	
19.	•Marcus Slaughter, 04-05-06	874	
20.	Joe McNaull, 91-92-93	843	
21.	Steve Malovic, 78-79	838	
22.	Eddy Gordon, 80-81-82-83	807	
23.	•Aerick Sanders, 01-02-03-04	806	
24.	Jimmy Harris, 71-72	800	
25.	Mitch McMullen, 88-89	799	
26.	•Al Faux, 01-02	794	
26.	Zach Jones, 81-82	794	

Scoring Average

Rk	DI	Name, Years	PPG
1.	-	Bob Brady, 52-53-54	18.8
2.	1.	Kim Goetz, 78-79	18.6
3.	-	Tony Pinkins, 55-56-57	18.1
4.	2.	Jason Richey, 97-98	17.5
5.	3.	Michael Cage, 81-82-83-84	16.5
6.	4.	•Randy Holcomb, 01-02	16.4
7.	5.	•Tony Bland, 02-03	16.1
8.	6.	•Brandon Heath, 04-05-06	16.0
9.	7.	Anthony Watson, 83-84-85-86	15.8
10.	-	Al Skalecky, 66-67-68	15.5
11.	-	Von Jacobsen, 69-70-71	15.4
12.	8.	Chris McMurray, 72-73	15.238
13.	9.	Steve Malovic, 78-79	15.236
13.	-	Bernie Finlay, 58-59-60	15.205
15.	-	Dick Maureau, 61-62	15.1
16.	10.	Marty Dow, 90-91	14.9
17.	11.	Jimmy Harris, 71-72	14.814
18.	12.	Tony Ross, 87-88-89	14.812
19.	13.	Zack Jones, 81-82	14.7
20.	14.	Will Connelly, 75-76-77	14.5
21.	-	Bob Lundgren, 67-68	14.3
22.	15.	Steve Copp, 73-74-75-76	14.1
16.	•Al Faux, 01-02	13.84	
17.	Mitch McMullen, 88-89	13.78	
18.	Matt Watts, 98-99	13.7	
19.	•Marcus Slaughter, 04-05-06	13.2	
20.	Marc Carter, 94-95	12.70	
21.	Presnell Gilbert, 77-78-79	12.68	
22.	Jimmy Wilkins, 71-72	12.6	

Rebounds

Rk	DI	Name, Years	Rebounds
1.	1.	Michael Cage, 81-82-83-84	1,317
2.	-	Al Skalecky, 66-67-68	1,090
3.	-	Larry Meek, 63-64-65	764
4.	2.	Steve Copp, 73-74-75-76	737
5.	3.	Leonard Allen, 82-83-84-85	724
6.	4.	Joel Kramer, 74-76-77-79	711
7.	5.	•Aerick Sanders, 01-02-03-04	686
8.	-	Noel Mickelsen, 54-55-56	642
9.	6.	Will Connelly, 75-76-77	641
10.	7.	Eddy Gordon, 80-81-82-83	631
11.	-	Tony Pinkins, 55-56-57	604
8.	Joe McNaull, 91-92-93	572	
9.	•Marcus Slaughter, 04-05-06	538	
10.	•Marcelo Correa, 97-98-99-00-01	522	
11.	•Myron Epps, 99-00-01-02	508	
12.	Chris McMurray, 72-73	492	
13.	Steve Malovic, 78-79	484	
14.	•Randy Holcomb, 01-02	481	
15.	Allen Bunting, 74-75-76	456	
16.	Larry Jones, 72-73	420	
17.	Marty Dow, 90-91	415	
18.	Rodney Hawkins, 86-87-88	413	
19.	Mitch McMullen, 88-89	408	
20.	Leon Carter, 95-96	395	
21.	John Martens, 83-84-85-86	372	
22.	•Chris Walton, 01-02-04-05	370	
22.	Chad Nelson, 94-95-96-97	370	
24.	Anthony Watson, 83-84-85-86	362	
25.	John Anderson, 73-74	354	

Rebound Average

Rk	DI	Name, Years	RPG
1.	-	Al Skalecky, 66-67-68	13.3
1.	Michael Cage, 81-82-83-84	11.8	
2.	Steve Malovic, 78-79	8.8	
3.	•Marcus Slaughter, 04-05-06	8.2	
4.	Marty Dow, 90-91	8.0	
4.	Steve Copp, 73-74-75-76	7.9247	
5.	Larry Jones, 72-73	7.9245	
7.	•Randy Holcomb, 01-02	7.88	
8.	Will Connelly, 75-76-77	7.8	
9.	Joel Kramer, 74-76-77-78	7.2	
10.	Mitch McMullen, 88-89	7.0	
11.	Leon Carter, 95-96	6.9	
12.	John Anderson, 73-74	6.8	
13.	Joe McNaull, 91-92-93	6.7	
14.	•Aerick Sanders, 01-02-03-04	6.294	
15.	Roy Kruiswyk, 97-98	6.290	
16.	Leonard Allen, 82-83-84-85	6.24	
17.	Marc Carter, 94-95	6.1	
18.	Rodney Hawkins, 86-87-88	5.900	
19.	Eddy Gordon, 80-81-82-83	5.897	
20.	Kevin Betts, 97-98	5.89	
21.	Allen Bunting, 74-75-76	5.8	

Assists

Rk	Name, Years	Assists
1.	Tony Gwynn, 78-79-80-81	590
2.	Chad Nelson, 94-95-96-97	412
3.	Mark Delsman, 74-75-76-77	376
4.	Anthony Watson, 83-84-85-86	356
5.	Keith Smith, 82-83	349
6.	•Deandre Moore, 01-02-03	339
7.	Dean Decker, 77-78	307
8.	Ray Leary, 74-75-76	279
9.	Mike Dodd, 76-77-78-79	271
10.	Creon Dorsey, 85-86	263
11.	Bryan Williams, 88-89	243
12.	Michael Best, 89-90	238
13.	•Tony Bland, 02-03	213
14.	Arthur Massey, 90-91	212

15.	Jeff Konek, 85	211
16.	•David Abramowitz, 99-00-01	189
17.	Jason Richey, 97-98	184
17.	Gary Earle, 74-75-76	184
19.	•Brandon Heath, 04-05-06	182
19.	•Wesley Stokes, 04	176
21.	Steve Copp, 73-74-75-76	171
22.	Matt Watts, 98-99	166
23.	•Chris Walton, 01-02-04-05	163
24.	Joel Kramer, 74-76-77-78	162
25.	Ray Barefield, 91-92-93	159
26.	Tracy Dildy, 86-87	155
27.	Raymond King, 96	150
- - -		
nr.	•John Sharper, 03-04-05-06	88

Assist Average

Rk	Name, Years	APG
1.	Keith Smith, 82-83	6.6
2.	Tony Gwynn, 78-79-80-81	5.51
3.	Dean Decker, 77-78	5.48
4.	Creon Dorsey, 85-86	4.5
5.	Michael Best, 89-90	4.3
6.	•Deandre Moore, 01-02-03	3.9
7.	Jeff Konek, 85	3.702
8.	Chad Nelson, 94-95-96-97	3.679
9.	Ray Leary, 74-75-76	3.671
10.	Arthur Massey, 90-91	3.59

Field Goals

Rk	DI	Name, Years	FG
1.	1.	Anthony Watson, 83-84-85-86	702
2.	2.	Michael Cage, 81-82-83-84	679
3.	3.	Steve Copp, 73-74-75-76	507
4.	-	Tony Pinkins, 55-56-57	495
5.	4.	Eddie Morris, 80-81-82-83	483
6.	-	Al Skalecky, 66-67-68	481
7.	5.	Will Connelly, 75-76-77	477
8.	-	Bob Brady, 52-53-54	461
9.	6.	Von Jacobsen, 69-70-71	457
10.	7.	Kim Goetz, 78-79	435
8.	Tony Ross, 87-88-89	413	
9.	•Myron Epps, 99-00-01-02	407	
10.	Joel Kramer, 74-76-77-78	406	
11.	Leonard Allen, 82-83-84-85	396	
12.	Mike Dodd, 76-77-78-79	392	
13.	•Randy Holcomb, 01-02	383	
14.	•Tony Bland, 02-03	365	
14.	•Brandon Heath, 04-05-06	365	
16.	Chad Nelson, 94-95-96-97	344	
17.	Eddy Gordon, 80-81-82-83	343	
18.	Tony Gwynn, 78-79-80-81	340	
19.	Steve Malovic, 78-79	337	
20.	•Aerick Sanders, 01-02-03-04	334	
21.	Joe McNaull, 91-92-93	333	
- - -			
nr.	•Marcus Slaughter, 04-05-06	305	

Field Goal Attempts

Rk	DI	Name, Years	FGA
1.	1.	Anthony Watson, 83-84-85-86	1,576
2.	2.	Michael Cage, 81-82-83-84	1,238
3.	3.	Steve Copp, 73-74-75-76	1,126
4.	Eddie Morris, 80-81-82-83	1,098	
5.	Will Connelly, 75-76-77	1,020	
6.	Tony Ross, 87-88-89	933	
7.	•Brandon Heath, 04-05	918	
8.	Kim Goetz, 78-79	852	
9.	Chad Nelson, 84-85-86-87	814	
10.	•Randy Holcomb, 01-02	812	
11.	•Tony Bland, 02-03	808	
12.	•Myron Epps, 99-00-01-02	803	
13.	Joel Kramer, 74-76-77-78	779	
14.	Mike Dodd, 76-77-78-79	758	

15.	Matt Watts, 98-99	731
16.	Jason Richey, 97-98	724
17.	Eddy Gordon, 80-81-82-83	722
18.	Tony Gwynn, 78-79-80-81	716
19.	Jimmy Harris, 71-72	710
20.	Berry Randle, 93-94-95-96	696
21.	Leonard Allen, 82-83-84-85	692
- - -		
nr.	•Marcus Slaughter, 04-05-06	644

Field Goal Percentage

Rk	DI	Name, Years	FG Pct.
1.	1.	Leonard Allen, 82-83-84-85	57.2
2.	2.	Mitch McMullen, 88-89	56.2
3.	3.	Marty Dow, 90-91	55.5
4.	4.	Steve Malovic, 78-79	55.3
5.	-	Danny Newport, 54-55-56	55.2
6.	5.	Michael Cage, 81-82-83-84	54.8
7.	6.	•Aerick Sanders, 01-02-03-04	54.0
8.	7.	•Mike Mackell, 02-03	53.6
9.	8.	Joe McNaull, 91-92-93	53.1
10.	9.	Joel Kramer, 74-76-77-78	52.1
11.	10.	Mike Dodd, 76-77-78-79	51.7
11.	Kim Goetz, 78-79	51.1	
12.	Myron Epps, 99-00-01-02	50.7	
13.	•Marcelo Correa, 97-98-99-00-01	50.0	
14.	Jimmy Wilkins, 71-72	48.9	
15.	Zach Jones, 81-82	48.4	
16.	Eddy Gordon, 80-81-82-83	47.51	
17.	Tony Gwynn, 78-79-80-81	47.49	
18.	•Marcus Slaughter, 04-05-06	47.4	
19.	•Randy Holcomb, 01-02	47.2	
20.	Will Connelly, 75-76-77	46.8	
21.	Presnell Gilbert, 77-78-79	45.7	

Three-Point Field Goals

Rk	Name, Years	3FG
1.	Tony Ross, 87-88-89	270
2.	Jason Richey, 97-98	136
3.	Chad Nelson, 94-95-96-97	122
4.	•Brandon Heath, 04-05-06	118
5.	•John Sharper, 03-04-05-06	109
6.	Michael Best, 89-90	107
7.	•Al Faux, 01-02	106
8.	•David Abramowitz, 99-00-01	98
9.	•Deandre Moore, 01-02-03	84
10.	Berry Randle, 93-94-95-96	76
11.	Matt Watts, 98-99	65
12.	•Chris Manker, 03-04-05	58
13.	•Donte Wilson, 99-00	56
13.	Brady Trenkle, 95-97-99	56
13.	Chris Walters, 93-94	56
16.	Josko Visnjic, 98	55
17.	Arthur Massey, 90-91	53
18.	Tony Clark, 92-93	52
19.	•Tony Bland, 02-03	49
19.	Derric Croft, 94	49

Three-Point FG Atts.

Rk	Name, Years	3FGA
1.	Tony Ross, 87-88-89	589
2.	Jason Richey, 97-98	381
3.	•Brandon Heath, 04-05-06	369
4.	Chad Nelson, 94-95-96-97	337
5.	Michael Best, 89-90	292
6.	•David Abramowitz, 99-00-01	284
7.	•John Sharper, 03-04-05-06	280
8.	•Al Faux, 01-02	256
9.	Berry Randle, 93-94-95-96	253
10.	•Deandre Moore, 01-02-03	239
11.	Matt Watts, 98-99	237
12.	•Donte Wilson, 99-00	180

SDSU Career Records, cont.

13.	Josko Visnjic, 98	179
14.	Brady Trenkle, 95-97-99	176
15.	•Chris Manker, 03-04-05	175
16.	Arthur Massey, 90-91	173
17.	Chris Walters, 93-94	165
18.	•Tony Bland, 02-03	153
19.	Derric Croft, 94	152
20.	Tony Clark, 92-93	142
21.	•Wesley Stokes, 04	138

Three-Point FG Pct.

<i>minimum 40 career three-point field goals</i>		
Rk	Name, Years	3FG Pct.
1.	Tony Ross, 87-88-89	45.8
2.	•Al Faux, 01-02	41.4
3.	•Steve Sir, 03-04	39.8
4.	•John Sharper, 03-04-05-06	38.9
5.	Michael Best, 89-90	36.64
6.	Tony Clark, 92-99	36.62
7.	Chad Nelson, 94-95-96-97	36.2
8.	Jason Richey, 97-98	35.7
9.	•Deandre Moore, 01-02-03	35.1
10.	Darryl Gaines, 86-87	34.8
11.	•Karlo Kovacic, 01-02	34.6
12.	•David Abramowitz, 99-00-01	34.5
13.	Chris Walters, 93-94	33.9
14.	•Chris Manker, 03-04-05	33.1
15.	Derric Croft, 94	32.2
16.	•Brandon Heath, 04-05-06	32.0
16.	Courtie Miller, 90-91-92-93-94	32.0

Free Throws

Rk	DI	Name, Years	FTM
1.	1.	Michael Cage, 81-82-83-84	488
2.	-	Tony Pinkins, 55-56-57	485
3.	-	Bob Brady, 52-53-54	467
4.	2.	Chad Nelson, 94-95-96-97	415
5.	-	Bernie Finlay, 58-59-60	352
6.	3.	Anthony Watson, 83-84-85-86	331
7.	-	Al Skalecky, 66-67-68	309
8.	4.	Courtie Miller, 90-91-92-93-94	302
9.	5.	Steve Copp, 73-74-75-76	293
10.	-	Danny Newport, 54-55-56	290
6.	•	Myron Epps, 99-00-01-02	274
7.	•	Marcus Slaughter, 04-05-06	247
8.	•	Tony Gwynn, 78-79-80-81	245
9.	•	Brandon Heath, 04-05-06	243
10.	•	Will Connelly, 75-76-77	234
11.	•	Tony Bland, 02-03	233
12.	•	Leonard Allen, 82-83-84-85	227
13.	•	Jason Richey, 97-98	218
14.	•	Marcelo Correa, 97-98-99-00-01	215
15.	•	Mitch McMullen, 88-89	207
16.	•	Randy Holcomb, 01-02	205
17.	•	John Martens, 83-84-85-86	201
18.	•	Mike Mackell, 02-03	199
19.	•	Bery Randle, 93-94-95-96	194
20.	•	Jeff Pete, 71-72	181
21.	•	Joe McNaull, 91-92-93	177
22.	•	Steve Malovic, 77-78	164

Free Throws Attempted

DI	Name, Years	FTA
1.	Michael Cage, 81-82-83-84	667
2.	Chad Nelson, 94-95-96-97	519
3.	•Myron Epps, 99-00-01-02	466
4.	Anthony Watson, 83-84-85-86	446
5.	Steve Copp, 73-74-75-76	439
6.	Courtie Miller, 90-91-92-93-94	398
7.	Will Connelly, 75-76-77	376
8.	Leonard Allen, 82-83-84-85	369
9.	Mitch McMullen, 88-89	356
10.	•Marcus Slaughter, 04-05-06	345
11.	•Tony Bland, 02-03	340
12.	Tony Gwynn, 78-79-80-81	334

13.	•Marcelo Correa, 97-98-99-00-01	324
14.	Berry Randle, 93-94-95-96	314
15.	•Randy Holcomb, 01-02	312
16.	•Brandon Heath, 04-05-06	310
17.	Joe McNaull, 91-92-93	300
18.	•Mike Mackell, 02-03	289
19.	John Martens, 83-84-85-86	285
20.	Jason Richey, 97-98	271
21.	Eddy Gordon, 80-81-82-83	255
22.	Jeff Pete, 71-72	252

Free Throw Percentage

minimum 40 career free throws			
Rk	DI	Name, Years	FT Pct.
1.	1.	Kim Goetz, 78-79	85.4
2.	-	Mike Spigler, 69-70	83.6
3.	2.	Steve Malovic, 78-79	82.4
4.	3.	Jason Richey, 97-98	80.4
5.	4.	Tony Ross, 87-88-89	80.3
6.	5.	Chad Nelson, 94-95-96-97	80.0
7.	6.	•Brandon Heath, 04-05-06	78.4
8.	7.	Mike Dodd, 76-77-78-79	77.8
9.	-	Bernie Finlay, 58-59-60	77.7
10.	8.	Chris McMurray, 72-73	76.9
11.	-	Gary Schneider, 70-71	76.8
	9.	Joel Kramer, 74-76-77-78	76.5
	10.	Jimmy Wilkins, 71-72	76.4
	11.	Courtie Miller, 90-91-92-93-94	75.9

Blocks

<i>since 1978-79 season</i>		
Rk	Name, Years	Blocks
1.	Leonard Allen, 82-83-84-85	214
2.	Michael Cage, 81-82-83-84	118
3.	Joe McNaull, 91-92-93	114
4.	•Aerick Sanders, 01-02-03-04	105
5.	•Marcelo Correa, 97-98-99-00-01	100
6.	Eddy Gordon, 80-81-82-83	71
7.	Marty Dow, 90-91	68
7.	Rodney Hawkins, 86-87-88	70
9.	Leon Carter, 95-96	58
10.	Marc Carter, 94-95	55
11.	•Marcus Slaughter, 04-05-06	54
12.	•Randy Holcomb, 01-02	51
12.	Courtie Miller, 90-91-92-93-94	51
14.	Mitch McMullen, 88-89	46
15.	Kevin Betts, 97-98	40
16.	•Chris Walton, 01-02-04-05	38
17.	Marcus Banks, 92-93	37
17.	Keith Balzer, 91-92-93	37
19.	Berry Randle, 93-94-95-96	35
20.	Steve Malovic, 78-79	34
21.	Eddie Morris, 80-81-82-83	32
22.	Roy Kruiswyk, 97-98	31
- - -		
nr.	•Mohamed Camara, 05-06	26

Steals

<i>since 1978-79 season</i>		
Rk	Name, Years	Steals
1.	Anthony Watson, 83-84-85-86	192
2.	Chad Nelson, 94-95-96-97	175
3.	Tony Gwynn, 78-79-80-81	141
4.	Eddie Morris, 80-81-82-83	131
5.	Matt Watts, 98-99	126
5.	Michael Best, 89-90	126
5.	Michael Cage, 81-82-83-84	126
8.	•Deandre Moore, 01-02-03	114
9.	•Brandon Heath, 04-05-06	113
10.	Eddy Gordon, 80-81-82-83	111
11.	Creon Dorsey, 85-86	109
12.	•Marcelo Correa, 97-98-99-00-01	102
13.	Jason Richey, 97-98	94
14.	Bobby Owens, 83-84-85-86	92
15.	Arthur Massey, 90-91	84

16.	•David Abramowitz, 99-00-01	81
16.	Kevin Betts, 97-98	81
18.	•Aerick Sanders, 01-02-03-04	80
19.	Bryan Williams, 88-89	77
20.	•Marcus Slaughter, 04-05-06	76
20.	Keith Smith, 82-83	76
22.	Jason Hamilton, 93-94	73
22.	Tracy Dildy, 86-87	73

Games Played

Rk	DI	Name, Years	GP
1.	1.	Leonard Allen, 82-83-84-85	116
2.	2.	•Myron Epps, 99-00-01-02	113
2.	2.	Berry Randle, 93-94-95-96	113
4.	4.	•Marcelo Correa, 97-98-99-00-01	112
4.	4.	Chad Nelson, 94-95-96-97	112
4.	4.	Michael Cage, 81-82-83-84	112
7.	7.	•Chris Walton, 01-02-04-05	110
7.	7.	Anthony Watson, 83-84-85-86	110
9.	9.	•Aerick Sanders, 01-02-03-04	109
9.	9.	Mark Delsman, 74-75-76-77	109
11.	11.	Eddy Gordon, 80-81-82-83	107
11.	11.	Tony Gwynn, 78-79-80-81	107
11.	11.	Noel Mickelsen, 53-54-55-56	107
14.		Eddie Morris, 80-81-82-83	105
15.		Courtie Miller, 90-91-92-93-94	101
16.		Joel Kramer, 74-76-77-78	99
17.		•Tommy Johnson, 02-03-04-05	98
18.		•John Sharper, 03-04-05-06	95
19.		Bobby Owens, 83-84-85-86	94
20.		Steve Copp, 73-74-75-76	93
21.		Mike Dodd, 76-77-78-79	91
22.		•Deandre Moore, 01-02-03	88
- - -			
nr.		•Trimaine Davis, 03-04-05-06	75

Games Started

<i>since 1978-79</i>		
Rk	Name, Years	GS
1.	Michael Cage, 81-82-83-84	112
2.	Leonard Allen, 82-83-84-85	110
3.	Chad Nelson, 94-95-96-97	103
4.	Anthony Watson, 83-84-85-86	93
5.	•Marcelo Correa, 97-98-99-00-01	91
6.	•Myron Epps, 99-00-01-02	81
7.	•Deandre Moore, 01-02-03	73
8.	•Brandon Heath, 04-05-06	63
9.	•Tony Bland, 02-03	62
9.	Joe McNaull, 91-92-93	62
9.	Eddie Morris, 80-81-82-83	62
12.	•Randy Holcomb, 01-02	61
12.	Tony Gwynn, 78-79-80-81	61
12.	Eddy Gordon, 80-81-82-83	61
15.	•Aerick Sanders, 01-02-03-04	60
16.	Rodney Hawkins, 86-87-88	59
17.	•Mike Mackell, 02-03	58
18.	Creon Dorsey, 85-86	57
18.	Courtie Miller, 90-91-92-93-94	57
18.	Chris Walters, 93-94	57
18.	Tony Ross, 87-88-89	57
- - -		
nr.	•Marcus Slaughter, 04-05-06	54

Consecutive Gms. Started

<i>since 1980-81 season</i>		
Rk	Name, Years	Consecutive GS
1.	Michael Cage, 81-82-83-84	112
2.	Chad Nelson, 94-95-96-97	103
3.	Leonard Allen, 82-83-84-85	70
4.	•Randy Holcomb, 01-02	61
5.	•Aerick Sanders, 01-02-03-04	60
6.	•Myron Epps, 99-00-01-02	58
7.	Chris Walters, 93-94	57
7.	Joe McNaull, 91-92-93	57
9.	Kevin Betts, 97-98	55

9.	Anthony Watson, 83-84-85-86	55
- - -		
nr.	•Brandon Heath, 04-05-06	28

Minutes Played

<i>since 1978-79 season</i>		
Rk	Name, Years	Minutes
1.	Michael Cage, 81-82-83-84	4,262
2.	Chad Nelson, 94-95-96-97	3,692
3.	Anthony Watson, 83-84-85-86	3,330
4.	Leonard Allen, 82-83-84-85	3,191
5.	•Myron Epps, 99-00-01-02	2,971
6.	Eddie Morris, 80-81-82-83	2,627
7.	•Marcelo Correa, 97-98-99-00-01	2,594
8.	•Deandre Moore, 01-02-03	2,462
9.	•Aerick Sanders, 01-02-03-04	2,460
10.	Tony Gwynn, 78-79-80-81	+2,422
11.	Tony Ross, 87-88-89	2,402
12.	•Chris Walton, 01-02-04-05	2,286
13.	Eddy Gordon, 80-81-82-83	2,270
14.	•Tony Bland, 02-03	2,182
15.	•Brandon Heath, 04-05-06	2,180
16.	Joe McNaull, 91-92-93	2,101
17.	Courtie Miller, 90-91-92-93-94	2,005
18.	Berry Randle, 93-94-95-96	1,944
20.	•Marcus Slaughter, 04-05-06	1,938
19.	•Randy Holcomb, 01-02	1,930
21.	Rodney Hawkins, 86-87-88	1,880
22.	Jason Richey, 97-98	1,848
- - -		
nr.	•John Sharper, 03-04-05-06	1,754

Victories

<i>since 1975-76 season</i>		
Rk	Name, Years	Wins
1.	Leonard Allen, 82-83-84-85	76
2.	Michael Cage, 81-82-83-84	68
3.	Anthony Watson, 83-84-85-86	63
4.	•Aerick Sanders, 01-02-03-04	61
5.	Eddie Morris, 80-81-82-83	59
6.	Eddy Gordon, 80-81-82-83	58
7.	•Chris Walton, 01-02-04-05	54
7.	Tony Gwynn, 78-79-80-81	54
7.	Mike Dodd, 76-77-78-79	54
10.	Joel Kramer, 74-76-77-78	53
11.	Bobby Owens, 83-84-85-86	52
- - -		
nr.	•John Sharper, 03-04-05-06	44

Efficiency Points

<i>since 1975-76 season</i>		
Rk	Name, Years	Eff. Points
1.	Michael Cage, 81-82-83-84	2,534
2.	Steve Copp, 73-74-75-76	1,450
3.	Joel Kramer, 74-76-77-78	1,407
4.	Leonard Allen, 82-83-84-85	1,395
5.	Chad Nelson, 94-95-96-97	1,351
6.	Anthony Watson, 83-84-85-86	1,337
7.	•Aerick Sanders, 01-02-03-04	1,276
8.	Will Connelly, 75-76-77	1,216
9.	Steve Malovic, 78-79	1,137
10.	Tony Gwynn, 78-79-80-81	1,114
- - -		
nr.	•Marcus Slaughter, 04-05-06	1,026
nr.	•Brandon Heath, 04-05-06	768

Aztec Players



SAN DIEGO STATE BASKETBALL

2005-06 San Diego State Alphabetical Roster

No.	Name	Pos.	Ht.	Wt.	Yr.	Exp.	Most Recent Div. I Season			Hometown (High School/Previous School)
							PPG	RPG	APG	
34	Mohamed Abukar	F	6-10	216	Jr.	Tr.	5.0	1.4	0.6	San Diego, Calif. (Rancho Bernardo High/Univ. of Florida)
50	Mohamed Camara	C	6-10	245	Sr.	1L	2.4	3.8	0.5	Conakry, Guinea (Moore (Ky.) High/Riverside (Calif.) College)
20	Trimaine Davis	C	6-7	235	Sr.	2L	5.2	2.3	0.2	West Pittsburg, Calif. (Pittsburg High)
1	Brandon Heath	F	6-4	198	Jr.	2L	18.3	3.5	3.7	Los Angeles, Calif. (Westchester High)
00	Brett Hoerner	F	6-11	206	Fr.	HS	---	---	---	Fullerton, Calif. (Fullerton High)
30	Chris Lamb	F	6-10	231	Fr.	RS	---	---	---	Louisville, Colo. (Monarch High)
24	Tim McGrath	F	6-5	187	Fr.	RS	---	---	---	Santa Monica, Calif. (Santa Monica High)
15	John Sharper	G	6-0	190	Sr.	3L	6.0	1.1	1.3	Oakland, Calif. (St. Mary's High)
42	Marcus Slaughter	F	6-9	220	Jr.	2L	17.8	9.0	1.3	Riverside, Calif. (J.W. North High)
33	Kyle Spain	F	6-5	218	Fr.	HS	---	---	---	Newark, Calif. (Newark Memorial High)
21	Matt Thomas	G	6-3	200	So.	1L	6.1	3.4	1.5	Riverside, Calif. (Martin Luther King High)
3	Richie Williams	G	5-9	158	Fr.	HS	---	---	---	Spring Valley, Calif. (Steele Canyon High)

2005-06 San Diego State Numerical Roster

No.	Name	Pos.	Ht.	Wt.	Yr.	Exp.	Most Recent Div. I Season			Hometown (High School/Previous School)
							PPG	RPG	APG	
00	Brett Hoerner	F	6-11	206	Fr.	HS	---	---	---	Fullerton, Calif. (Fullerton High)
1	Brandon Heath	G	6-4	198	Jr.	2L	18.3	3.5	3.7	Los Angeles, Calif. (Westchester High)
3	Richie Williams	G	5-9	158	Fr.	HS	---	---	---	Spring Valley, Calif. (Steele Canyon High)
15	John Sharper	G	6-0	190	Sr.	3L	6.0	1.1	1.3	Oakland, Calif. (St. Mary's High)
20	Trimaine Davis	C	6-7	235	Sr.	2L	5.2	2.3	0.2	West Pittsburg, Calif. (Pittsburg High)
21	Matt Thomas	G	6-3	200	So.	1L	6.1	3.4	1.5	Riverside, Calif. (Martin Luther King High)
24	Tim McGrath	F	6-5	187	Fr.	RS	---	---	---	Santa Monica, Calif. (Santa Monica High)
30	Chris Lamb	F	6-10	231	Fr.	RS	---	---	---	Louisville, Colo. (Monarch High)
33	Kyle Spain	F	6-5	218	Fr.	HS	---	---	---	Newark, Calif. (Newark Memorial High)
34	Mohamed Abukar	F	6-10	216	Jr.	Tr.	5.0	1.4	0.6	San Diego, Calif. (Rancho Bernardo High/Univ. of Florida)
42	Marcus Slaughter	F	6-9	220	Jr.	2L	17.8	9.0	1.3	Riverside, Calif. (J.W. North High)
50	Mohamed Camara	C	6-10	245	Sr.	1L	2.4	3.8	0.5	Conakry, Guinea (Moore (Ky.) High/Riverside (Calif.) College)

Head Coach: Steve Fisher (Illinois State, 1967)
Assistant Head Coach: Brian Dutcher (Minnesota, 1982)
Assistant Coaches: Gregg Gottlieb (UCLA, 1995), Mark Hughes (Michigan, 1989)
Director of Operations: Mark Fisher (Michigan, 2001)
Dir. of Player Development: Matt Soria (San Diego State, 2001)
Athletic Trainer: Mark Haines (Metropolitan State College, 1987)

Eligible in 2006-07 Season

No.	Name	Pos.	Ht.	Wt.	Yr.	Exp.	Most Recent Div. I Season			Hometown (High School/Previous School)
							PPG	RPG	APG	
32	Lorenzo Wade	F	6-6	212	So.	TR	3.9	1.7	0.2	Las Vegas, Nev. (Hargrave Academy/Univ. of Louisville)

► Pronunciations

Mohamed Abukar
 Mohamed AH-boo-kar
 Mohamed Camara
 Mohamed kuh-MAR-uh
 Brett Hoerner
 Brett HORN-er

► By Class

Seniors (3)
 Mohamed Camara,
 Trimaine Davis, John
 Sharper
Juniors (3)
 Mohamed Abukar,
 Brandon Heath, Marcus
 Slaughter

Sophomores (1)
 Matt Thomas
Freshmen (5)
 Brett Hoerner, Chris Lamb,
 Tim McGrath, Kyle Spain,
 Richie Williams

► By Position

Guards (4)
 Brandon Heath, John
 Sharper, Matt Thomas,
 Richie Williams
Forwards (6)
 Mohamed Abukar, Brett
 Hoerner, Chris Lamb, Tim
 McGrath, Marcus
 Slaughter, Kyle Spain
Centers (2)
 Mohamed Camara,
 Trimaine Davis

2005-06 San Diego State Schedule/Results

Record: 5-4 (Home: 3-1, Away: 1-2, Neutral: 1-1)
Mountain West Conference: 0-0 (Home: 0-0, Away: 0-0)

Date	NR	Opponent	SDSU Result		W-L	Record	MWC	San Diego State High			Attendance
								Scorer	Rebounder	Assists	
Nov. 17		at Alaska Fairbanks~	W	67-55	W1	1-0		Heath-23	Slaughter-11	Williams-4	3,229
Nov. 19		vs. Illinois-Chicago~	L	63-66	L1	1-1		Heath-18	Spain-10	Heath-5	1,941
Nov. 20		vs. Southern Mississippi~	W	79-51	W1	2-1		Slaughter-18	Slaughter-5	Thomas-7	2,071
Nov. 26		ALBANY	W	80-53	W2	3-1		Heath-20	Slaughter-15	Williams-5	5,032
Nov. 30		at San Diego	L	80-90	L1	3-2		Heath-24	Camara-10	Williams-6	5,012
Dec. 3		POINT LOMA NAZARENE	W	88-77	W1	4-2		Slaughter-25	Slaughter-14	Williams-4	3,649
Dec. 6		at California	L	64-82	L1	4-3		Slaughter-22	Slaughter-13	Williams-5	8,679
Dec. 10		WASHINGTON STATE#	L	49-60	L2	4-4		Slaughter-26	Slaughter-17	Williams-3	6,406
Dec. 17		UC SANTA BARBARA	W	66-54	W1	5-4		Spain-17	Camara-9	Heath-4	4,965
Dec. 20		UMBC									
Dec. 27		at Providence									
Dec. 31		LOYOLA MARYMOUNT									
Jan. 4		COLORADO STATE*									
Jan. 7		at Air Force*									
Jan. 11		at Utah*									
Jan. 14		UNLV*									
Jan. 18		at TCU*									
Jan. 21		BRIGHAM YOUNG*									
Jan. 25		NEW MEXICO*									
Jan. 28		at Wyoming*									
Feb. 4		at Colorado State*									
Feb. 8		AIR FORCE*									
Feb. 11		UTAH*									
Feb. 16		at UNLV*									
Feb. 18		TCU*									
Feb. 22		at Brigham Young*									
Feb. 25		at New Mexico*									
Mar. 1		WYOMING*									
Mar. 3		SOUTH DAKOTA STATE									
Mar. 7-11		at MWC Tournament^									

Caps denotes home game. ~ - BP Top of the World Classic (Fairbanks, Alaska). # - San Diego SLAM. * - Indicates Mountain West Conference Game. ^ - Mountain West Conference Championships at the Pepsi Center in Denver, Colo. Opp. NR - Indicates San Diego State's opponent national rankings in the Associated Press and ESPN/USA Today coaches polls at gametime.

Record/Attendance Summary

	G	W-L	Total	Average	High
Home	4	3-1	20,052	5,013	6,406 vs. Washington State (Dec. 10)
Mountain West					
Away	3	1-2	16,920	5,640	8,679 at California (Dec. 6)
Mountain West					
Neutral	2	1-1	4,012	2,006	2,071 vs. Southern Mississippi (Nov. 20)
Total	9	5-4	40,984	4,554	8,679 at California (Dec. 6)
Mountain West					

Win/Loss Margin

	1	2	3	4	5	6	7	8	9	10	11	12	13	14	15	16	17	18	19	20	21	22	23	24	25	27	28
Win											1	2														1	1
Loss			1							1	1							1									

2005-06 San Diego State Statistics

Record: 5-4 (Home: 3-1, Away: 1-2, Neutral: 1-1)

No.	Player	TOTAL				3-PTS				REBOUNDS													
		GP	GS	Min	Avg	FG-FGA	Pct	3FG-FGA	Pct	FT-FTA	Pct	Off	Def	Tot	Avg	PF	FO	A	TO	Blk	Stl	Pts	Avg
42	SLAUGHTER, Marcus	9	9	261	29.0	53-108	.491	0-0	.000	51-67	.761	38	54	92	10.2	25	0	14	30	7	5	157	17.4
01	HEATH, Brandon	9	9	286	31.8	45-118	.381	22-58	.379	34-39	.872	5	18	23	2.6	12	0	22	35	0	9	146	16.2
33	SPAIN, Kyle	9	8	253	28.1	36-67	.537	2-8	.250	12-26	.462	18	42	60	6.7	16	0	9	17	3	13	86	9.6
15	SHARPER, John	9	1	210	23.3	26-66	.394	22-56	.393	5-8	.625	5	7	12	1.3	14	0	8	6	1	3	79	8.8
50	CAMARA, Mohamed	9	5	189	21.0	19-34	.559	0-0	.000	4-11	.364	25	24	49	5.4	22	0	1	8	8	8	42	4.7
20	DAVIS, Trimaie	5	4	124	24.8	17-25	.680	0-0	.000	8-13	.615	6	5	11	2.2	13	0	4	3	6	0	42	8.4
03	WILLIAMS, Richie	9	9	214	23.8	10-32	.313	2-8	.250	16-24	.667	1	16	17	1.9	16	0	31	22	0	12	38	4.2
00	HOERNER, Brett	8	0	56	7.0	7-14	.500	0-0	.000	6-9	.667	3	7	10	1.3	10	0	1	6	4	2	20	2.5
21	THOMAS, Matt	9	0	117	13.0	7-23	.304	0-1	.000	3-5	.600	5	7	12	1.3	4	0	10	8	2	4	17	1.9
24	MCGRATH, Tim	8	0	71	8.9	1-8	.125	1-4	.250	4-7	.571	4	5	9	1.1	6	0	5	1	0	1	7	0.9
30	LAMB, Chris	4	0	19	4.8	1-1	1.000	0-0	.000	0-0	.000	0	0	0	0.0	6	0	0	1	2	1	2	0.5
	TEAM											14	13	27	3.0	0			3				
	SDSU TOTALS	9				222-496	.448	49-135	.363	143-209	.684	124	198	322	35.8	144	0	105	140	33	58	636	70.7
	OPPONENTS	9				219-505	.434	56-149	.376	94-141	.667	100	178	278	30.9	176	4	124	131	31	41	588	65.3

SCORE BY PERIODS:	1st	2nd	OT	2OT	Total
SAN DIEGO STATE	315	321			636
OPPONENTS	272	316			588

2005-06 San Diego State Win/Loss Statistics

Wins Only
Games: 5

No.	Player	GP	GS	Min	Avg	TOTAL		3-PTS		FT-FTA	Pct	REBOUNDS				PF	FO	A	TO	Blk	Stl	Pts	Avg
						FG-FGA	Pct	3FG-FGA	Pct			Off	Def	Tot	Avg								
01	HEATH, Brandon	5	5	157	31.4	27-65	.415	13-30	.433	27-31	.871	3	13	16	3.2	5	0	13	14	0	5	94	18.8
42	SLAUGHTER, Marcus	5	5	131	26.2	27-57	.474	0-0	.000	23-29	.793	21	27	48	9.6	13	0	7	15	5	4	77	15.4
33	SPAIN, Kyle	5	4	134	26.8	24-33	.727	1-4	.250	6-15	.400	6	22	28	5.6	7	0	3	7	2	10	55	11.0
15	SHARPER, John	5	1	110	22.0	12-32	.375	11-27	.407	2-2	1.000	3	5	8	1.6	5	0	3	4	0	2	37	7.4
20	DAVIS, Trimaine	4	3	103	25.8	14-21	.667	0-0	.000	7-12	.583	5	5	10	2.5	10	0	4	3	6	0	35	8.8
03	WILLIAMS, Richie	5	5	113	22.6	6-13	.462	2-4	.500	11-18	.611	0	10	10	2.0	7	0	16	13	0	4	25	5.0
50	CAMARA, Mohamed	5	2	87	17.4	10-19	.526	0-0	.000	2-5	.400	11	16	27	5.4	11	0	0	3	2	3	22	4.4
00	HOERNER, Brett	5	0	47	9.4	7-13	.538	0-0	.000	5-7	.714	2	6	8	1.6	7	0	1	5	2	2	19	3.8
21	THOMAS, Matt	5	0	80	16.0	5-15	.333	0-1	.000	1-3	.333	4	5	9	1.8	3	0	8	6	2	3	11	2.2
24	MCGRATH, Tim	4	0	32	8.0	1-6	.167	1-3	.333	0-0	.000	1	1	2	0.5	2	0	3	0	0	1	3	0.8
30	LAMB, Chris	3	0	6	2.0	1-1	1.000	0-0	.000	0-0	.000	0	0	0	0.0	4	0	0	0	1	0	2	0.7
TEAM												9	9	18	3.6	0			2				
SDSU TOTALS		5				134-275	.487	28-69	.406	84-122	.689	65	119	184	36.8	74	0	58	72	20	34	380	76.0
OPPONENTS		5				108-273	.396	30-95	.316	44-71	.620	54	89	143	28.6	98	3	58	80	12	18	290	58.0

SCORE BY PERIODS:	1st	2nd	OT	2OT	Total
SAN DIEGO STATE	187	193			380
OPPONENTS	143	147			290

Losses Only
Games: 4

No.	Player	GP	GS	Min	Avg	TOTAL		3-PTS		FT-FTA	Pct	REBOUNDS				PF	FO	A	TO	Blk	Stl	Pts	Avg
						FG-FGA	Pct	3FG-FGA	Pct			Off	Def	Tot	Avg								
42	SLAUGHTER, Marcus	4	4	130	32.5	26-51	.510	0-0	.000	28-38	.737	17	27	44	11.0	12	0	7	15	2	1	80	20.0
01	HEATH, Brandon	4	4	129	32.2	18-53	.340	9-28	.321	7-8	.875	2	5	7	1.8	7	0	9	21	0	4	52	13.0
15	SHARPER, John	4	0	100	25.0	14-34	.412	11-29	.379	3-6	.500	2	2	4	1.0	9	0	5	2	1	1	42	10.5
33	SPAIN, Kyle	4	4	119	29.8	12-34	.353	1-4	.250	6-11	.545	12	20	32	8.0	9	0	6	10	1	3	31	7.8
50	CAMARA, Mohamed	4	3	102	25.5	9-15	.600	0-0	.000	2-6	.333	14	8	22	5.5	11	0	1	5	6	5	20	5.0
03	WILLIAMS, Richie	4	4	101	25.3	4-19	.211	0-4	.000	5-6	.833	1	6	7	1.8	9	0	15	9	0	8	13	3.3
20	DAVIS, Trimaine	1	1	21	21.0	3-4	.750	0-0	.000	1-1	1.000	1	0	1	1.0	3	0	0	0	0	0	7	7.0
21	THOMAS, Matt	4	0	37	9.3	2-8	.250	0-0	.000	2-2	1.000	1	2	3	0.8	1	0	2	2	0	1	6	1.5
24	MCGRATH, Tim	4	0	39	9.8	0-2	.000	0-1	.000	4-7	.571	3	4	7	1.8	4	0	2	1	0	0	4	1.0
00	HOERNER, Brett	3	0	9	3.0	0-1	.000	0-0	.000	1-2	.500	1	1	2	0.7	3	0	0	1	2	0	1	0.3
30	LAMB, Chris	1	0	13	13.0	0-0	.000	0-0	.000	0-0	.000	0	0	0	0.0	2	0	0	1	1	1	0	0.0
TEAM												5	4	9	2.3	0			1				
SDSU TOTAL		4				88-221	.398	21-66	.318	59-87	.678	59	79	138	34.5	70	0	47	68	13	24	256	64.0
OPPONENTS		4				111-232	.478	26-54	.481	50-70	.714	46	89	135	33.8	78	1	66	51	19	23	298	74.5

SCORE BY PERIODS:	1st	2nd	OT	2OT	Total
SAN DIEGO STATE	128	128			256
OPPONENTS	129	169			298

2005-06 San Diego State Win/Loss Statistics

Home Games Only
Record: 3-1

No.	Player	GP	GS	Min	Avg	TOTAL		3-PTS		FT-FTA	Pct	REBOUNDS				PF	FO	A	TO	Blk	Stl	Pts	Avg
						FG-FGA	Pct	3FG-FGA	Pct			Off	Def	Tot	Avg								
42	SLAUGHTER, Marcus	4	4	113	28.3	22-48	.458	0-0	.000	25-30	.833	22	27	49	12.3	9	0	5	13	5	3	69	17.3
01	HEATH, Brandon	4	4	126	31.5	17-52	.327	7-22	.318	16-18	.889	1	11	12	3.0	6	0	10	11	0	4	57	14.3
33	SPAIN, Kyle	4	4	111	27.8	22-37	.595	0-4	.000	4-12	.333	10	18	28	7.0	6	0	5	6	3	9	48	12.0
15	SHARPER, John	4	0	97	24.3	9-31	.290	9-28	.321	3-4	.750	4	4	8	2.0	7	0	2	2	0	2	30	7.5
03	WILLIAMS, Richie	4	4	90	22.5	5-12	.417	1-4	.250	10-14	.714	0	6	6	1.5	6	0	12	9	0	2	21	5.3
00	HOERNER, Brett	3	0	35	11.7	6-10	.600	0-0	.000	5-7	.714	2	4	6	2.0	3	0	1	5	2	2	17	5.7
50	CAMARA, Mohamed	4	3	74	18.5	7-16	.438	0-0	.000	2-4	.500	9	10	19	4.8	11	0	0	4	3	1	16	4.0
20	DAVIS, Trimaine	2	1	54	27.0	5-9	.556	0-0	.000	2-6	.333	3	3	6	3.0	6	0	4	3	2	0	12	6.0
21	THOMAS, Matt	4	0	48	12.0	4-13	.308	0-1	.000	1-3	.333	4	1	5	1.3	3	0	1	3	2	2	9	2.3
24	MCGRATH, Tim	4	0	36	9.0	0-5	.000	0-2	.000	2-3	.667	2	3	5	1.3	1	0	3	1	0	1	2	0.5
30	LAMB, Chris	3	0	16	5.3	1-1	1.000	0-0	.000	0-0	.000	0	0	0	0.0	5	0	0	1	2	1	2	0.7
TEAM												8	5	13	3.3	0			1				
SDSU TOTALS		4				98-234	.419	17-61	.279	70-101	.693	65	92	157	39.2	63	0	43	59	19	27	283	70.8
OPPONENTS		4				91-224	.406	22-62	.355	40-60	.667	46	83	129	32.2	82	2	53	62	15	19	244	61.0

SCORE BY PERIODS:	1st	2nd	OT	2OT	Total
SAN DIEGO STATE	144	139			283
OPPONENTS	111	133			244

Away/Neutral Games Only:
Record: 2-3

No.	Player	GP	GS	Min	Avg	TOTAL		3-PTS		FT-FTA	Pct	REBOUNDS				PF	FO	A	TO	Blk	Stl	Pts	Avg
						FG-FGA	Pct	3FG-FGA	Pct			Off	Def	Tot	Avg								
01	HEATH, Brandon	5	5	160	32.0	28-66	.424	15-36	.417	18-21	.857	4	7	11	2.2	6	0	12	24	0	5	89	17.8
42	SLAUGHTER, Marcus	5	5	148	29.6	31-60	.517	0-0	.000	26-37	.703	16	27	43	8.6	16	0	9	17	2	2	88	17.6
15	SHARPER, John	5	1	113	22.6	17-35	.486	13-28	.464	2-4	.500	1	3	4	0.8	7	0	6	4	1	1	49	9.8
33	SPAIN, Kyle	5	4	142	28.4	14-30	.467	2-4	.500	8-14	.571	8	24	32	6.4	10	0	4	11	0	4	38	7.6
20	DAVIS, Trimaine	3	3	70	23.3	12-16	.750	0-0	.000	6-7	.857	3	2	5	1.7	7	0	0	0	4	0	30	10.0
50	CAMARA, Mohamed	5	2	115	23.0	12-18	.667	0-0	.000	2-7	.286	16	14	30	6.0	11	0	1	4	5	7	26	5.2
03	WILLIAMS, Richie	5	5	124	24.8	5-20	.250	1-4	.250	6-10	.600	1	10	11	2.2	10	0	19	13	0	10	17	3.4
21	THOMAS, Matt	5	0	69	13.8	3-10	.300	0-0	.000	2-2	1.000	1	6	7	1.4	1	0	9	5	0	2	8	1.6
24	MCGRATH, Tim	4	0	35	8.8	1-3	.333	1-2	.500	2-4	.500	2	2	4	1.0	5	0	2	0	0	0	5	1.3
00	HOERNER, Brett	5	0	21	4.2	1-4	.250	0-0	.000	1-2	.500	1	3	4	0.8	7	0	0	1	2	0	3	0.6
30	LAMB, Chris	1	0	3	3.0	0-0	.000	0-0	.000	0-0	.000	0	0	0	0.0	1	0	0	0	0	0	0	0.0
TEAM												6	8	14	2.8	0			2				
SDSU TOTALS		5				124-262	.473	32-74	.432	73-108	.676	59	106	165	33.0	81	0	62	81	14	31	353	70.6
OPPONENTS		5				128-281	.456	34-87	.391	54-81	.667	54	95	149	29.8	94	2	71	69	16	22	344	68.8

SCORE BY PERIODS:	1st	2nd	OT	2OT	Total
SAN DIEGO STATE	171	182			353
OPPONENTS	161	183			344

2005-06 Team Game-By-Game

Opponent	Site/Date	FG-FGA	Pct	3P-3PA	Pct	FT-FTA	Pct	Off-Def	Tot	PF	AT	TO	BS	ST	1st-2nd	Pts
SDSU	A	22-48	.458	3-12	.250	20-29	.690	9-35	44	11	9	22	4	4	31-36	67
at Alaska Fairbanks	11/17	23-61	.377	6-22	.273	3-8	.375	6-21	27	25	12	18	2	7	21-34	55
SDSU	N	25-53	.472	6-17	.353	7-13	.538	11-19	30	19	14	15	1	4	31-32	63
vs. Illinois-Chicago	11/19	26-59	.441	3-9	.333	11-18	.611	16-20	36	15	11	11	4	4	31-35	66
SDSU	N	28-46	.609	10-13	.769	13-19	.684	7-15	22	16	14	7	1	7	39-40	79
vs. So. Mississippi	11/20	18-43	.419	4-17	.235	11-16	.688	10-13	23	13	9	12	3	0	32-19	51
at SDSU	H	28-60	.467	7-18	.389	17-28	.607	21-17	38	20	14	14	6	7	43-37	80
Albany	11/26	17-49	.347	5-17	.294	14-21	.667	16-13	29	22	9	18	2	1	30-23	53
SDSU	A	27-62	.435	7-16	.438	19-30	.633	22-17	39	19	12	17	6	10	38-42	80
at San Diego	11/30	32-61	.525	11-21	.524	15-21	.714	14-19	33	23	21	15	4	4	35-55	90
at SDSU	H	30-67	.448	4-11	.364	24-26	.923	17-30	47	15	13	15	4	8	46-42	88
Pt. Loma Nazarene	12/3	28-66	.424	10-23	.435	11-14	.786	10-21	31	22	15	13	1	8	42-35	77
SDSU	A	22-53	.415	6-16	.375	14-17	.824	10-20	30	16	13	20	2	6	32-32	64
at California	12/6	29-57	.509	10-18	.556	14-18	.778	8-22	30	18	18	13	3	7	42-40	82
at SDSU	H	14-53	.264	2-17	.118	19-27	.704	16-23	39	16	8	16	4	4	27-22	49
Washington State	12/10	24-55	.436	2-6	.333	10-13	.769	8-28	36	22	16	12	8	8	21-39	60
at SDSU	H	26-54	.481	4-15	.267	10-20	.500	11-22	33	12	8	14	5	8	28-38	66
UC Santa Barbara	12/17	22-54	.407	5-16	.313	5-12	.417	12-21	33	16	13	19	4	2	18-36	54
at SDSU	H															
UMBC	12/20															
SDSU	A															
at Providence	12/27															
at SDSU	H															
Loyola Marymount	12/31															
at SDSU	H															
Colorado State	1/4															
SDSU	A															
at Air Force	1/7															
SDSU	A															
at Utah	1/11															
at SDSU	H															
UNLV	1/14															
SDSU	A															
at TCU	1/18															
at SDSU	H															
Brigham Young	1/21															
at SDSU	H															
New Mexico	1/25															
SDSU	A															
at Wyoming	1/28															
SDSU	A															
at Colorado State	2/4															
at SDSU	H															
Air Force	2/8															
at SDSU	H															
Utah	2/11															
SDSU	A															
at UNLV	2/16															
at SDSU	H															
TCU	2/18															

2005-06 Team Game-By-Game (cont.)

Opponent	Site/Date	FG-FGA	Pct	3P-3PA	Pct	FT-FTA	Pct	Off-Def	Tot	PF	AT	TO	BS	ST	1st-2nd	Pts
SDSU	A															
at Brigham Young	2/22															
SDSU	A															
at New Mexico	2/25															
at SDSU	H															
Wyoming	3/1															
at SDSU	H															
South Dakota State	3/3															

2005-06 Efficiency Ratings (Prior to UCSB Game)

The National Basketball Association uses a formula to rank the most efficient players in the league. The formula is efficiency = (PTS + REB + AST + STL + BLK) - ((FGA - FGM) + (FTA - FTM) + TO). Below are San Diego State's efficiency ratings for the 2005-06 season.

SEASON EFFICIENCY POINTS

Marcus Slaughter	.173
Kyle Spain	.85
Brandon Heath	.77
Mohamed Camara	.60
John Sharper	.53
Richie Williams	.50
Trimaine Davis	.43
Matt Thomas	.17
Brett Hoerner	.13
Tim McGrath	.12
Chris Lamb	.4
TEAM TOTAL	.587

SEASON EFFICIENCY POINTS PER MINUTE

Marcus Slaughter	.0684
Trimaine Davis	.0434
Kyle Spain	.0381
Mohamed Camara	.0380
TEAM AVERAGE	.0367
Brett Hoerner	.0310
Brandon Heath	.0301
John Sharper	.0293
Richie Williams	.0258
Chris Lamb	.0222
Matt Thomas	.0153
Tim McGrath	.0185

2005-06 Hockey +/- Ratings (Prior to UCSB Game)

Hockey +/- tracks the team score while the player is on the court (total points team scored while on the court-total points team allowed while on the court).

HOCKEY +/- POINTS

John Sharper	+39
Marcus Slaughter	+31
Kyle Spain	+23
Tim McGrath	+16
Brandon Heath	+15
Trimaine Davis	+14
Matt Thomas	+14
Richie Williams	+13
Mohamed Camara	+9
Brett Hoerner	+4
Chris Lamb	+2
TEAM TOTAL	+36

HOCKEY +/- POINTS PER MINUTE

Tim McGrath	+.0246
John Sharper	+.0215
Trimaine Davis	+.0141
Matt Thomas	+.0126
Marcus Slaughter	+.0123
TEAM AVERAGE	+.0113
Chris Lamb	+.0111
Kyle Spain	+.0103
Brett Hoerner	+.0095
Richie Williams	+.0067
Brandon Heath	+.0059
Mohamed Camara	+.0057

2005-06 Individual Game-By-Game (Points/Rebs./Asts.)

	00	1	3	15	20	21	24	30	33	34	42	50
	Brett	Brandon	Richie	John	Trimaine	Matt	Tim	Chris	Kyle	Mohamed	Marcus	Mohamed
Opponent	Hoerner	Heath	Williams	Sharper	Davis	Thomas	McGrath	Lamb	Spain	Abukar	Slaughter	Camara
at Alaska Fairbanks	0/0/0	23/5/3*	7/4/4*	2/2/1*	13/3/0*	0/2/0	CD	CD	2/5/0		16/11/1*	4/6/0
vs. Illinois-Chicago	1/0/0	18/1/5*	7/2/1*	8/0/1	7/1/0*	0/0/0	2/2/1	CD	7/10/2*		9/5/4*	4/7/0
vs. Southern Mississippi	2/2/0	16/2/2*	3/1/3*	12/0/0	10/1/0*	2/3/7	3/1/0	0/0/0	11/3/0*		18/5/2*	2/3/0
ALBANY	4/1/0	20/2/1*	10/2/5*	11/3/0	6/4/4*	0/2/1	0/0/0	2/0/0	10/4/1*		16/15/2*	4/1/0
at San Diego	0/2/0	24/2/1*	0/1/6*	12/1/3	INJ	2/1/0	0/0/0	CD	9/8/0*		23/9/1*	10/10/1*
POINT LOMA NAZARENE	4/4/0	20/3/3*	4/2/4*	6/2/1	INJ	9/2/0	0/1/3	CD	15/9/0*		25/14/2*	5/8/0*
at California	0/0/0	8/1/1*	0/3/5*	15/1/1	INJ	4/1/2	0/1/1	CD	9/6/2*		22/13/1*	6/4/0*
WASHINGTON STATE	CD	2/3/2*	6/1/3*	7/2/0	INJ	0/1/0	2/4/0	0/0/0	6/8/2		26/17/1*	0/1/0
UC SANTA BARBARA	9/1/1	15/4/4*	1/1/0*	6/1/1	6/2/0	0/0/0	0/0/0	0/0/0	17/7/2*		2/3/0*	10/9/0*
MARYLAND-BALTIMORE CO.												
at Providence												
LOYOLA MARYMOUNT												
*COLORADO STATE												
*at Air Force												
*at Utah												
*UNLV												
*at TCU												
*BRIGHAM YOUNG												
*NEW MEXICO												
*at Wyoming												
*at Colorado State												
*AIR FORCE												
*UTAH												
*at UNLV												
*TCU												
*at Brigham Young												
*at New Mexico												
*WYOMING												
SOUTH DAKOTA STATE												

* - Indicates starter. CD – Did Not Play-Coach's Decision. DNT - Did Not Travel. INJ – Did Not Play-Injured. * – Indicates Mountain West Conference Game. ` - 2006 Mountain West Conference Basketball Championship.

2005-06 Starting Lineups

SF	PF	C	SG	PG	W-L	Record As Starter	W-L
Sharper	Slaughter	Davis	Heath	Williams	1-0	Mohamed Camara	2-3
Spain	Slaughter	Davis	Heath	Williams	2-1	Trimaine Davis	3-1
Spain	Slaughter	Camara	Heath	Williams	2-3	Brandon Heath	5-4
						John Sharper	1-0
						Marcus Slaughter	5-4
						Kyle Spain	4-4
						Richie Williams	5-4

2005-06 Superlatives

Individual

Category	San Diego State	Opponent
Points Scored	26 by Marcus Slaughter vs. Washington State (12-10-05)	22 by Leon Powe at California (12-6-05)
Field Goals	8 by Kyle Spain vs. UC Santa Barbara (12-17-05) 8 by Marcus Slaughter at California (12-6-05) 8 by Marcus Slaughter vs. PLNU (12-3-05)	9 by Leon Powe at California (12-6-05)
Field Goals Attempted	16 by Brandon Heath at San Diego (11-30-05) 16 by Marcus Slaughter vs. Albany (11-26-05) 16 by Brandon Heath vs. Illinois-Chicago (11-19-05)	14 by Cecil Brown vs. UC Santa Barbara (12-17-05) 14 by Leon Powe at California (12-6-05) 14 by Jamar Wilson vs. Albany (11-26-05) 14 by Matt Benson vs. PLNU (12-3-05) 14 by John Clarke vs. PLNU (12-3-05)
Highest FG Percentage (min. 5 made)	83.3 (5-6) Trimaine Davis at Alaska Fairbanks (11-17-05)	66.7 (6-9) Ross DeRogatis at San Diego (11-30-05)
Highest FG Percentage (min. 10 made)	none	none
3-Point Field Goals Made	4 by John Sharper at San Diego (11-30-05) 4 by John Sharper vs. So. Mississippi (11-20-05) 4 by Brandon Heath vs. Illinois Chicago (11-19-05)	6 by Ross DeRogatis at San Diego (11-30-05)
3-Point Field Goals Attempted	9 by Brandon Heath at San Diego (11-30-05) 9 by Brandon Heath vs. Illinois Chicago (11-19-05)	10 by Matt Benson vs. PLNU (12-3-05)
3-Point Field Goal Percentage (min. 4 made)	100.0 (4-4) by John Sharper vs. So. Mississippi (11-20-05)	80.0 (4-5) by Richard Midgley at California (12-6-05)
3-Point Field Goal Percentage (min. 7 made)	none	none
Free Throws	12 by Marcus Slaughter vs. Washington State (12-10-05)	4 by Randy Green vs. Washington State (12-10-05) 4 by Theo Robertson at California (12-6-05) 4 by Josh Sanderson vs. PLNU (12-3-05) 4 by Nir Cohen at San Diego (11-30-05) 4 by Jon Iata vs. Albany (11-26-05) 4 by Josh Mayo vs. Illinois Chicago (11-19-05)
Free Throws Attempted	15 by Marcus Slaughter vs. Washington State (12-10-05)	6 by Cameron Goettsche vs. UC Santa Barbara (12-17-05) 6 by Leon Powe at California (12-6-05) 6 by Othyus Jeffers vs. Illinois Chicago (11-19-05)
Free Throw Percentage (min. 5 made)	100.0 (9-9) by Marcus Slaughter vs. PLNU (12-3-05) 100.0 (8-8) by Brandon Heath vs. PLNU (12-3-05)	none
Free Throw Percentage (min. 10 made)	80.0 (12-15) by Marcus Slaughter vs. WSU (12-10-05)	none
Offensive Rebounds	9 by Marcus Slaughter vs. Albany (11-26-05)	7 by Kristen Zoellner vs. Albany (11-26-05)
Defensive Rebounds	10 by Marcus Slaughter vs. Washington State (12-10-05)	8 by Randy Green vs. Washington State (12-10-05) 8 by Justin Bourne at Alaska Fairbanks (11-17-05) 8 by John Clarke vs. PLNU (12-3-05)
Total Rebounds	17 by Marcus Slaughter vs. Washington State (12-10-05)	12 by Corey Belser at San Diego (11-30-05)
Assists	7 by Matt Thomas vs. So. Mississippi (11-20-05)	7 by Justin Bourne at Alaska Fairbanks (11-17-05)
Blocked Shots	3 by Mohamed Camara at San Diego (11-30-05) 3 by Trimaine Davis at Alaska Fairbanks (11-17-05)	5 by Aron Baynes vs. Washington State (12-10-05)
Steals	5 by Kyle Spain vs. UC Santa Barbara (12-17-05)	2 - six times
Minutes Played	39 at Marcus Slaughter vs. Washington State (12-10-05)	37 by Othyus Jeffers vs. Illinois-Chicago (11-19-05)

Team

SDSU High	SDSU Low	Category	Opponent High	Opponent Low
88 vs. PLNU (12-3-05)	49 vs. Wash. St. (12-10-05)	Points Scored	90 at San Diego (11-30-05)	51 vs. Southern Miss. (11-20-05)
28 - two times	14 vs. Wash. St. (12-10-05)	Field Goals	32 at San Diego (11-30-05)	17 vs. Albany (11-26-05)
67 vs. PLNU (12-3-05)	46 vs. Southern Miss. (11-20-05)	Field Goals Attempted	66 vs. PLNU (12-3-05)	43 vs. Southern Miss. (11-20-05)
60.9 vs. Southern Miss. (11-20-05)	26.4 vs. Wash. St. (12-10-05)	FG Percentage	52.5 at San Diego (11-30-05)	34.7 vs. Albany (11-26-05)
10 vs. Southern Miss. (11-20-05)	2 vs. Wash. St. (12-10-05)	3-Point Field Goals Made	11 at San Diego (11-30-05)	2 vs. Wash. St. (12-10-05)
18 vs. Albany (11-26-05)	12 at Alaska Fair. (11-17-05)	3-Point Field Goals Attempted	23 vs. PLNU (12-3-05)	6 vs. Wash. St. (12-10-05)
76.9 vs. Southern Miss. (11-20-05)*	11.8 vs. Wash. St. (12-10-05)	3-Point Field Goal Percentage	55.6 at California (12-6-05)	23.5 vs. So. Miss. (11-20-05)
24 vs. PLNU (12-3-05)	7 vs. Ill.-Chicago (11-19-05)	Free Throws Made	15 at San Diego (11-30-05)	3 at Alaska Fairbanks (11-17-05)
30 at San Diego (11-30-05)	13 vs. Ill.-Chicago (11-19-05)	Free Throws Attempted	21 vs. Albany/at San Diego	8 at Alaska Fairbanks (11-17-05)
92.3 vs. PLNU (12-3-05)	50.0 vs. UC Santa Barbara (12-17-05)	Free Throw Percentage	78.6 vs. PLNU (12-3-05)	37.5 at Alaska Fair. (11-17-05)
22 at San Diego (11-30-05)	7 vs. Southern Miss. (11-20-05)	Offensive Rebounds	16 vs. Ill.-Chicago/vs. Albany	6 at Alaska Fair. (11-17-05)
35 at Alaska Fairbanks (11-17-05)	15 vs. Southern Miss. (11-20-05)	Defensive Rebounds	28 vs. Wash. St. (12-10-05)	13 vs. So. Miss./vs. Albany
47 vs. PLNU (12-3-05)	22 vs. Southern Miss. (11-20-05)	Total Rebounds	36 vs. Ill.-Chicago/WSU	23 vs. Southern Miss. (11-20-05)
20 vs. Albany (11-26-05)	11 at Alaska Fairbanks (11-17-05)	Fouls	25 at Alaska Fairbanks (11-17-05)	13 vs. Southern Miss. (11-20-05)
0	0 - several times	Fouled Out	1 at UAF/vs. Albany/vs. WSU	0 - several times
14 - three times	8 vs. Wash. St./vs. UCSB	Assists	21 at San Diego (11-30-05)	9 vs. Southern Miss./vs. Albany
22 at Alaska Fairbanks (11-17-05)	7 vs. Southern Miss. (11-20-05)	Turnovers	19 vs. UC Santa Barbara (12-17-05)	12 vs. Ill.-Chicago/vs. WSU
6 at San Diego (11-30-05)	1 - two times	Blocked Shots	8 vs. Wash. St. (12-10-05)	1 vs. PLNU
10 at San Diego (11-30-05)	4 - two times	Steals	8 vs. PLNU/vs. WSU	0 vs. Southern Miss. (11-20-05)
46 vs. PLNU, 1st (12-3-05)	22 vs. Wash. St., 2nd (12-10-05)	Points/Half	55 at San Diego, 2nd (11-30-05)	18 vs. UCSB, 1st (12-17-05)
68.4 vs. So. Miss., 2nd (11-20-05)	17.9 vs. Wash. St., 2nd (12-10-05)	FG Percentage/Half	63.2 vs. So. Miss., 1st (11-20-05)	25.0 vs. So. Miss., 2nd (11-20-05)
5 vs. So. Miss./vs. Albany	1 vs. Ill.-Chicago/vs. WSU	Double-Figure Scorers	4 at San Diego (11-30-05)	2 - three times

* - Indicates school record.

Season and Career Highs

► 00 • BRETT HOERNER

	Career
Points	9 vs. UC Santa Barbara, 12-17-05
Rebounds	4 vs. PLNU, 12-3-05
Assists	1 vs. UC Santa Barbara, 12-17-05
Steals	2 vs. UC Santa Barbara, 12-17-05
Blocked Shots	2 vs. Albany, 11-26-05
Minutes	14 vs. UC Santa Barbara, 12-17-05

► 1 • BRANDON HEATH

	Season	Career
Points	24 at San Diego, 11-30-05	37 at UNLV, 1-15-05
Rebounds	5 at UAF, 11-17-05	9 vs. Monmouth, 11-22-04
Assists	5 vs. Ill.-Chicago, 11-19-05	9 vs. UCSD, 11-27-04
Steals	3 at San Diego, 11-30-05	5 vs. UCSD, 11-27-04
Blocked Shots	0	1 - three times
Minutes	36 at San Diego, 11-30-05	43 at Colorado St., 1-24-04

► 3 • RICHIE WILLIAMS

	Career
Points	10 vs. Albany, 11-26-05
Rebounds	4 at UAF, 11-17-05
Assists	6 at San Diego, 11-30-05
Steals	4 at San Diego, 11-30-05
Blocked Shots	0
Minutes	31 at UAF, 11-17-05

► 15 • JOHN SHARPER

	Season	Career
Points	15 at California, 12-6-05	15 - two times
Rebounds	3 vs. Albany, 11-26-05	5 vs. UCSD, 12-2-02
Assists	3 at San Diego, 11-30-05	4 - two times
Steals	2 vs. PLNU, 12-3-05	3 - five times
Blocked Shots	1 at San Diego, 11-30-05	1 at USD, 11-30-05
Minutes	29 - two times	40 vs. UCSB, 11-19-04

► 20 • TRIMAINE DAVIS

	Season	Career
Points	13 at UAF, 11-17-05	13 at UAF, 11-17-05
Rebounds	4 vs. Albany, 11-26-05	8 vs. BYU, 2-7-05
Assists	4 vs. Albany, 11-26-05	4 vs. Albany, 11-26-05
Steals	0	2 - two times
Blocked Shots	3 at UAF, 11-17-05	3 at UAF, 11-17-05
Minutes	32 at UAF, 11-17-05	32 - two times

► 21 • MATT THOMAS

	Season	Career
Points	9 vs. PLNU, 12-3-05	20 vs. Air Force, 2-28-05
Rebounds	3 vs. So. Miss., 11-20-05	10 vs. UNLV, 2-12-05
Assists	7 vs. So. Miss., 11-20-05	7 vs. So. Miss., 11-20-05
Steals	1 - four times	4 - two times
Blocked Shots	2 vs. UCSB, 12-17-05	2 vs. UCSB, 12-17-05
Minutes	29 vs. So. Miss., 11-20-05	40 vs. UNLV, 2-12-05

► 24 • TIM McGRATH

	Season
Points	3 vs. So. Mississippi, 11-20-05
Rebounds	4 vs. Washington State, 12-10-05
Assists	3 vs. PLNU, 12-3-05
Steals	1 vs. PLNU, 12-3-05
Blocked Shots	0
Minutes	15 vs. PLNU, 12-3-05

► 30 • CHRIS LAMB

	Season
Points	2 vs. Albany, 11-26-05
Rebounds	0
Assists	0
Steals	1 vs. Washington State, 12-10-05
Blocked Shots	1 - two times
Minutes	3 vs. So. Mississippi, 11-20-05

► 33 • KYLE SPAIN

	Season
Points	17 vs. UC Santa Barbara, 12-17-05
Rebounds	10 vs. Ill.-Chicago, 11-19-05
Assists	2 - four times
Steals	5 vs. UC Santa Barbara, 12-17-05
Blocked Shots	2 vs. PLNU, 12-3-05
Minutes	32 vs. Ill.-Chicago, 11-19-05

► 42 • MARCUS SLAUGHTER

	Season	Career
Points	26 vs. WSU, 12-10-05	28 vs. UCSB, 11-19-04
Rebounds	17 vs. WSU, 12-10-05	17 vs. WSU, 12-10-05
Assists	4 vs. Ill.-Chicago, 11-19-05	4 - two times
Steals	2 vs. Albany, 11-26-05	5 at UNM, 2-28-04
Blocked Shots	2 - two times	3 vs. UCSD, 11-27-04
Minutes	39 vs. WSU, 12-10-05	41 vs. UCSB, 11-19-04

► 50 • MOHAMED CAMARA

	Season	Career
Points	10 - two times	10 - two times
Rebounds	10 at San Diego, 11-30-05	13 vs. Providence, 12-31-04
Assists	1 at San Diego, 11-30-05	3 vs. CSU, 1-24-05
Steals	3 at California, 12-6-05	3 - two times
Blocked Shots	3 at San Diego, 11-30-05	3 - two times
Minutes	31 vs. UCSB, 12-17-05	31 - three times

2005-06 Game-By-Game Miscellaneous Leaders

Date	Opponent	SDSU Result	Efficiency	Hockey +/-	PRA	Playing Time
Nov. 17	at Alaska Fairbanks~	W 67-55	Heath+18	Slaughter+26	Heath31	Williams33:59
Nov. 19	vs. Illinois-Chicago~	L 63-66	Spain+12	Camara+6	Heath24	Heath33:43
Nov. 20	vs. Southern Miss~	W 79-51	Slaughter+16	Camara/Slaughter +26	Slaughter25	Slaughter32:11
Nov. 26	ALBANY	W 80-53	Slaughter+19	Heath+26	Slaughter33	Heath32:57
Nov. 30	at San Diego	L 80-90	Camara/Slaughter ..+18	Sharper+7	Slaughter33	Heath35:40
Dec. 3	POINT LOMA NAZARENE	W 88-77	Slaughter+37	Williams+18	Slaughter41	Slaughter33:07
Dec. 6	at California	L 64-82	Slaughter+27	McGrath+7	Slaughter36	Slaughter33:47
Dec. 10	WASHINGTON STATE#	L 49-60	Slaughter+30	Spain+2	Slaughter44	Slaughter38:30
Dec. 17	UC SANTA BARBARA	W 66-54	Spain+24	Spain26
Dec. 20	UMBC					
Dec. 27	at Providence					
Dec. 31	LOYOLA MARYMOUNT					
Jan. 4	COLORADO STATE*					
Jan. 7	at Air Force*					
Jan. 11	at Utah*					
Jan. 14	UNLV*					
Jan. 18	at TCU*					
Jan. 21	BRIGHAM YOUNG*					
Jan. 25	NEW MEXICO*					
Jan. 28	at Wyoming*					
Feb. 4	at Colorado State*					
Feb. 8	AIR FORCE*					
Feb. 11	UTAH*					
Feb. 16	at UNLV*					
Feb. 18	TCU*					
Feb. 22	at Brigham Young*					
Feb. 25	at New Mexico*					
Mar. 1	WYOMING*					
Mar. 3	SOUTH DAKOTA STATE					
Mar. 7-11	at MWC Tournament^					

* - Indicates Mountain West Conference Game. ~ - BP Top of the World Classic. # - San Diego SLAM. ^ - 2006 Mountain West Conference Basketball Championship.

Individual Game Win Share Champion: at Alaska Fairbanks - Marcus Slaughter .3455; vs. Illinois-Chicago - Mohamed Camara .2820; vs. Southern Mississippi - Marcus Slaughter .1808; Albany - Marcus Slaughter .1858; at San Diego - John Sharper .1649; Point Loma Nazarene - Marcus Slaughter .2506; at California - Marcus Slaughter 10.66; Washington State - Marcus Slaughter .3028.

Games Led Individual Win Share: Marcus Slaughter 6, Mohamed Camara 1, John Sharper 1.

2005-06 Win Share Ratings (Prior to UCSB Game)

WIN SHARES

Marcus Slaughter+1.1965
Kyle Spain+0.6794
Mohamed Camara+0.5077
John Sharper+0.4718
Brandon Heath+0.4713
Tim McGrath+0.2929
Trimaime Davis+0.2067
Richie Williams+0.0940
Chris Lamb+0.0433
Matt Thomas+0.0353
Brett Hoerner+0.0010
TEAM TOTAL+4.0000

2005-06 Biggest Leads/Time in Lead

Date	Opponent	SDSU Result	SDSU Big Opp Big				SDSU in Opp in				Paint		Off TOs		2nd Ch.		Bench	
			Lead	Lead	Ties	LC	Lead	Lead	Tied		SD	Opp	SD	Opp	SD	Opp	SD	Opp
Nov. 17	at Alaska Fairbanks~	W 67-55	13	0	0	0	39:34	0:00	0:26		30	16	13	14	12	7	6	16
Nov. 19	vs. Illinois-Chicago~	L 63-66	3	10	14	18	8:47	22:30	8:43		32	28	14	14	10	19	15	20
Nov. 20	vs. Southern Mississippi~	W 79-51	30	7	4	9	26:37	11:42	1:41		34	16	26	5	13	11	21	25
Nov. 26	ALBANY	W 80-53	28	1	0	2	39:28	0:10	0:22		36	16	20	7	22	13	18	20
Nov. 30	at San Diego	L 80-90	7	14	1	2	5:44	32:43	1:33		30	30	25	24	18	15	14	22
Dec. 3	POINT LOMA NAZARENE	W 88-77	14	9	2	6	28:05	11:30	0:25		42	20	14	15	20	11	19	23
Dec. 6	at California	L 64-82	4	24	2	4	0:44	37:14	2:02		28	32	13	26	12	12	19	16
Dec. 10	WASHINGTON STATE#	L 49-60	7	13	5	8	20:21	15:01	4:38		18	18	13	14	14	10	9	28
Dec. 17	UC SANTA BARBARA	W 66-54	14	0	0	0	39:44	0:00	0:16		34	24	20	9	10	9	21	23
Dec. 20	UMBC																	
Dec. 27	at Providence																	
Dec. 31	LOYOLA MARYMOUNT																	
Jan. 4	COLORADO STATE*																	
Jan. 7	at Air Force*																	
Jan. 11	at Utah*																	
Jan. 14	UNLV*																	
Jan. 18	at TCU*																	
Jan. 21	BRIGHAM YOUNG*																	
Jan. 25	NEW MEXICO*																	
Jan. 28	at Wyoming*																	
Feb. 4	at Colorado State*																	
Feb. 8	AIR FORCE*																	
Feb. 11	UTAH*																	
Feb. 16	at UNLV*																	
Feb. 18	TCU*																	
Feb. 22	at Brigham Young*																	
Feb. 25	at New Mexico*																	
Mar. 1	WYOMING*																	
Mar. 3	SOUTH DAKOTA STATE																	
Mar. 7-11	at MWC Tournament^																	

* - Indicates Mountain West Conference Game. ~ - BP Top of the World Classic. # - San Diego SLAM. ^ - 2006 Mountain West Conference Basketball Championship.

2005-06 Total Time Played (Prior to UCSB Game)

	TIME	SEASON HIGH
Marcus Slaughter	.258:04.04	38:30.00 vs. Washington State (Dec. 10)
Brandon Heath	.254:10.03	35:40.00 at San Diego (Nov. 30)
Kyle Spain	.219:45.57	32:05.57 vs. Illinois-Chicago (Nov. 19)
Richie Williams	.200:15.58	33:59.00 at Alaska Fairbanks (Nov. 17)
John Sharper	.182:42.01	28:26.00 at San Diego (Nov. 30)
Mohamed Camara	.157:46.43	29:52.55 at San Diego (Nov. 30)
Matt Thomas	.102:44.04	25:58.00 vs. Southern Mississippi (Nov. 20)
Trimaine Davis	.93:39.00	29:58.00 at Alaska Fairbanks (Nov. 17)
Tim McGrath	.64:49.03	14:28.00 vs. Point Loma Nazarene (Dec. 3)
Brett Hoerner	.44:13.11	11:22.00 vs. Point Loma Nazarene (Dec. 3)
Chris Lamb	.21:47.00	16:22.00 vs. Washington State (Dec. 10)
TEAM TOTALS	.1,600:00.00	

2005-06 Offensive Leaders

Player	GP-GS	10+Pts.	20+Pts.	30+Pts.	10+Rebs.	15+Rebs.	10+Ast.	Double-Double	Led SDSU In (includes ties)				Personal	
									Pts.	Rebs.	Ast.	Efficiency	Win Share	W-L-T
Mohamed Camara	9-5	2	0	0	1	0	0	1	0	2	0	1	1	5-3
Trimaine Davis	5-4	2	0	0	0	0	0	0	0	0	0	0	0	3-1
Brandon Heath	9-9	7	4	0	0	0	0	0	4	0	2	1	0	5-3
Brett Hoerner	8-0	0	0	0	0	0	0	0	0	0	0	0	0	4-3
Chris Lamb	4-0	0	0	0	0	0	0	0	0	0	0	0	0	2-0-1
Tim McGrath	8-0	0	0	0	0	0	0	0	0	0	0	0	0	5-2
John Sharper	9-1	4	0	0	0	0	0	0	0	0	0	0	1	5-3
Marcus Slaughter	9-9	7	4	0	5	2	0	5	4	6	0	6	6	4-4
Kyle Spain	9-8	4	0	0	1	0	0	0	1	1	0	2	0	5-3
Matt Thomas	9-0	0	0	0	0	0	0	0	0	0	1	0	0	5-3
Richie Williams	9-9	1	0	0	0	0	0	0	0	0	6	0	0	4-4

Career Offensive Leaders

Player	GP	GS	10+Pts.	20+Pts.	30+Pts.	10+Rebs.	15+Rebs.	10+Ast.	Double-Double	Led SDSU In (includes ties)			
										Pts.	Rebs.	Ast.	Efficiency
Mohamed Camara	38	26	2	0	0	2	0	0	1	0	6	0	1
Trimaine Davis	75	10	5	0	0	0	0	0	0	0	1	1	0
Brandon Heath	68	63	55	25	2	0	0	0	0	28	3	22	12
Brett Hoerner	8	0	0	0	0	0	0	0	0	0	0	0	0
Chris Lamb	4	0	0	0	0	0	0	0	0	0	0	0	0
Tim McGrath	8	0	0	0	0	0	0	0	0	0	0	0	0
John Sharper	95	26	9	0	0	0	0	0	0	0	0	4	0
Marcus Slaughter	66	54	43	12	0	19	4	0	17	17	37	2	25
Kyle Spain	9	8	4	0	0	1	0	0	0	1	1	0	2
Matt Thomas	38	11	7	1	0	1	0	0	1	2	2	5	2
Richie Williams	9	9	1	0	0	0	0	0	0	0	0	6	0

Current/Career High Offensive Leaders

Player	Current		Career		Current		Career		Current Streaks			Career Long Streaks		
	GP	Strk	Last GP/DNP	Lg GP	GS	Strk	Last GS/DNS	Lg GS	10+Pts.	20+Pts.	10+Rebs.	10+Pts.	20+Pts.	10+Rebs.
Mohamed Camara	38		DNP-3/11/04	38	5		DNS-11/26/05	8	1	0	0	1	0	1
Trimaine Davis	1		DNP-12/10/05	33	0		DNS-3/30/05	4	0	0	0	2	0	0
Brandon Heath	68		DNP-3/21/03	68	28		DNS-12/21/04	28	1	0	0	16	4	0
Brett Hoerner	1		DNP-12/10/05	7	0		GS-none	0	0	0	0	0	0	0
Chris Lamb	2		DNP-12/6/05	2	0		GS-none	0	0	0	0	0	0	0
Tim McGrath	8		DNP-11/17/05	8	0		GS-none	0	0	0	0	0	0	0
John Sharper	61		DNP-12/6/03	61	0		GS-11/17/05	9	0	0	0	3	0	0
Marcus Slaughter	11		DNP-3/5/05	55	11		DNS-3/5/05	42	0	0	0	28	4	3
Kyle Spain	9		DNP-3/11/05	9	8		DNS-11/17/05	8	1	0	0	2	0	1
Matt Thomas	38		DNP-3/11/04	38	0		GS-3/11/05	8	0	0	0	2	1	1
Richie Williams	9		DNP-3/11/05	9	9		DNS-3/11/05	9	0	0	0	1	0	0

* - Marcus Slaughter has an active streak of 53 consecutive starts in games in which he has played.

2005-06 Miscellaneous Statistics

San Diego State's Record When...

Category	2005-06 Season	Fisher Era	SDSU Streak
Home	3-1	61-38	Won 1
Away	1-2	19-57	Lost 2
Neutral	1-1	6-6	Won 1
Scoring First	4-1		Won 1
Opponent Scores First	1-3		Lost 2
Leading at Half	5-2	64-22	Won 1
Trailing at Half	0-1	19-78	Lost 2
Tied at Half	0-1	3-1	Lost 1
Leading with 5:00 Left	5-1		Won 4
Trailing with 5:00 Left	0-3		Lost 11
Tied with 5:00 Left	0-0		Lost 1
In Overtime	0-0	1-12	Lost 6
SDSU Outrebounds Opp.	3-2	57-37	Lost 1
SDSU is Outrebounced	1-1	27-61	Won 1
Opp. Commits More TOs	3-0	53-29	Won 3
SDSU Commits More TOs	2-4	29-65	Lost 2
SDSU More FT Attempts	5-2	58-35	Won 1
Opp. More FT Attempts	0-2	25-66	Lost 7
SDSU Shoots Better than Opp.	5-1	69-21	Won 4
Opp. Shoots Better than SDSU	0-3	15-79	Lost 4
SDSU Shoots 50% or Better	1-0	30-10	Won 7
SDSU Shoots 40-50%	4-3	47-45	Won 1
SDSU Shoots 40% or Less	0-1	9-46	Lost 13
Opp. Shoots 50% or Better	0-2	10-33	Lost 3
Opp. Shoots 40-50%	3-2	39-61	Won 1
Opp. Shoots 40% or Less	2-0	38-6	Won 7
SDSU Bench Outscores Opp.	2-2	46-40	Lost 1
Opp. Bench Outscores SDSU	3-1	38-56	Won 2
SDSU Scores Less Than 60	0-1	3-30	Lost 4
SDSU Scores Between 60-69	2-2	23-41	Won 1
SDSU Scores Between 70-79	1-0	31-17	Won 2
SDSU Scores Between 80-89	2-1	22-12	Won 1
SDSU Scores Between 90-99	0-0	7-1	Lost 1
SDSU Scores 100+	0-0	0-0	Won 23
Opp. Scores Less Than 60	4-0	33-4	Won 9
Opp. Scores Between 60-69	0-2	32-19	Lost 2
Opp. Scores Between 70-79	1-0	21-39	Won 1
Opp. Scores Between 80-89	0-1	0-23	Lost 32
Opp. Scores Between 90-99	0-1	0-14	Lost 24
Opp. Scores 100+	0-0	0-2	Lost 8
Wearing Black	0-2		Lost 5
Wearing Gold	0-1		Lost 1
Wearing Red	4-0		Won 4
Wearing White	1-1		Won 1
On Monday	0-0		Lost 2
On Tuesday	0-1		Lost 2
On Wednesday	0-1		Lost 1
On Thursday	1-0		Won 2
On Friday	0-0		Lost 3
On Saturday	3-2		Won 1
On Sunday	1-0		Won 1
In November	3-2		Lost 1
In December	2-2		Won 1
In January			Lost 2
In February			Lost 5
In March			Lost 1

LEADS AND DEFICITS

SDSU Biggest Halftime Lead	13 vs. Albany (11-26-05)
SDSU Biggest Halftime Lead Lost	6 vs. Washington State (12-10-05)
SDSU Biggest Halftime Lead Lost in a Loss	6 vs. Washington State (12-10-05)
SDSU Biggest Halftime Deficit	10 at California (12-6-05)
SDSU Biggest Halftime Deficit Overcome	none
SDSU Biggest Halftime Deficit Overcome for Victory	none
SDSU Biggest Lead	30 vs. Southern Mississippi (11-20-05)
SDSU Biggest Lead Lost	7 at San Diego/vs. Washington State
SDSU Biggest Lead Lost in a Loss	7 at San Diego/vs. Washington State
SDSU Biggest Deficit	24 at California (12-6-05)
SDSU Biggest Deficit Overcome	10 vs. Illinois-Chicago (11-21-05)
SDSU Biggest Deficit Overcome for Victory	9 vs. Point Loma Nazarene (12-3-05)

DUNKS

	SEASON
Marcus Slaughter	11
Trimaime Davis	6
Kyle Spain	6
Mohamed Camara	4
TOTAL	27

TOP SCORING PERFORMANCES

26, Marcus Slaughter vs. Washington St. (12-10-05)
25, Marcus Slaughter vs. PLNU (12-3-05)
24, Brandon Heath at San Diego (11-30-05)
23, Marcus Slaughter at San Diego (11-30-05)
23, Brandon Heath at Alaska Fairbanks (11-17-05)
22, Marcus Slaughter at California (12-6-05)
20, Brandon Heath vs. PLNU (12-3-05)
20, Brandon Heath vs. Albany (11-26-05)
18, Marcus Slaughter vs. Southern Miss. (11-20-05)
18, Brandon Heath vs. Illinois-Chicago (11-19-05)
17, Kyle Spain vs. UC Santa Barbara (12-17-05)
16, Marcus Slaughter vs. Albany (11-26-05)
16, Brandon Heath vs. Southern Miss. (11-20-05)
16, Marcus Slaughter at Alaska Fairbanks (11-17-05)

TOP REBOUNDING PERFORMANCES

17, Marcus Slaughter vs. Washington St. (12-10-05)
15, Marcus Slaughter vs. Albany (11-26-05)
14, Marcus Slaughter vs. PLNU (12-3-05)
13, Marcus Slaughter at California (12-6-05)
11, Marcus Slaughter vs. Alaska Fairbanks (11-17-05)
10, Mohamed Camara at San Diego (11-30-05)
10, Kyle Spain vs. Illinois-Chicago (11-19-05)
9, Mohamed Camara vs. UC SB (12-17-05)
9, Kyle Spain vs. PLNU (12-3-05)
9, Marcus Slaughter at San Diego (11-30-05)
8, Kyle Spain vs. Washington St. (12-10-05)
8, Mohamed Camara vs. PLNU (12-3-05)
8, Kyle Spain at San Diego (11-30-05)
7, Kyle Spain vs. UC Santa Barbara (12-17-05)
7, Mohamed Camara vs. Illinois-Chicago (11-19-05)

TOP ASSISTS PERFORMANCES

7, Matt Thomas vs. Southern Miss. (11-20-05)
6, Richie Williams at San Diego (11-30-05)
5, Richie Williams at California (12-6-05)
5, Richie Williams vs. Albany (11-26-05)
5, Brandon Heath vs. Illinois-Chicago (11-19-05)
4, Brandon Heath vs. UC Santa Barbara (12-17-05)
4, Richie Williams vs. PLNU (12-3-05)
4, Marcus Slaughter vs. Ill.-Chicago (11-19-05)
4, Richie Williams at Alaska Fairbanks (11-17-05)

TOP 3-POINT FG PERFORMANCES

4, John Sharper at San Diego (11-30-05)
4, John Sharper vs. Southern Miss. (11-20-05)
4, Brandon Heath vs. Illinois-Chicago (11-19-05)
3, John Sharper at California (12-6-05)
3, Brandon Heath at San Diego (11-30-05)
3, Brandon Heath vs. Albany (11-26-05)
3, John Sharper vs. Albany (11-26-05)
3, Brandon Heath vs. Southern Miss. (11-20-05)
3, Brandon Heath vs. Alaska Fairbanks (11-17-05)

TOP EFFICIENCY POINT PERFORMANCES

37, Marcus Slaughter vs. PLNU (12-3-05)
30, Marcus Slaughter vs. Washington St. (12-10-05)
27, Marcus Slaughter at California (12-6-05)
24, Kyle Spain vs. UC Santa Barbara (12-17-05)
21, Kyle Spain vs. PLNU (12-3-05)
19, Marcus Slaughter vs. Albany (11-26-05)
18, Mohamed Camara vs. UCSB (12-17-05)
18, Brandon Heath vs. PLNU (12-3-05)
18, Mohamed Camara at San Diego (11-30-05)
18, Marcus Slaughter at San Diego (11-30-05)
18, Brandon Heath at Alaska Fairbanks (11-17-05)
17, Trimaime Davis at Alaska Fairbanks (11-17-05)
17, Marcus Slaughter at Alaska Fair. (11-17-05)

TOP WIN SHARE PERFORMANCES (Prior to UCSB game)

38.46, Marcus Slaughter vs. Washington St. (12-10-05)
34.55, Marcus Slaughter at Alaska Fair. (11-17-05)
28.20, Mohamed Camara vs. Ill.-Chicago (11-19-05)
26.97, Brandon Heath at Alaska Fair. (11-17-05)
25.06, Marcus Slaughter vs. PLNU (12-3-05)

TOP PRA PERFORMANCES

44, Marcus Slaughter vs. Washington St. (12-10-05)
41, Marcus Slaughter vs. PLNU (12-3-05)
36, Marcus Slaughter at California (12-6-05)
33, Marcus Slaughter at San Diego (11-30-05)
33, Marcus Slaughter vs. Albany (11-26-05)
31, Brandon Heath at Alaska Fairbanks (11-17-05)
28, Marcus Slaughter at Alaska Fairbanks (11-17-05)
27, Brandon Heath at San Diego (11-30-05)
26, Kyle Spain vs. UC Santa Barbara (12-17-05)
26, Brandon Heath vs. PLNU (12-3-05)
25, Marcus Slaughter vs. So. Miss. (11-20-05)
24, Kyle Spain vs. PLNU (12-3-05)
24, Brandon Heath vs. Ill.-Chicago (11-19-05)
23, Brandon Heath vs. UC Santa Barbara (12-17-05)
23, Brandon Heath vs. Albany (11-26-05)
21, Mohamed Camara at San Diego (11-30-05)
20, Brandon Heath vs. So. Miss. (11-20-05)