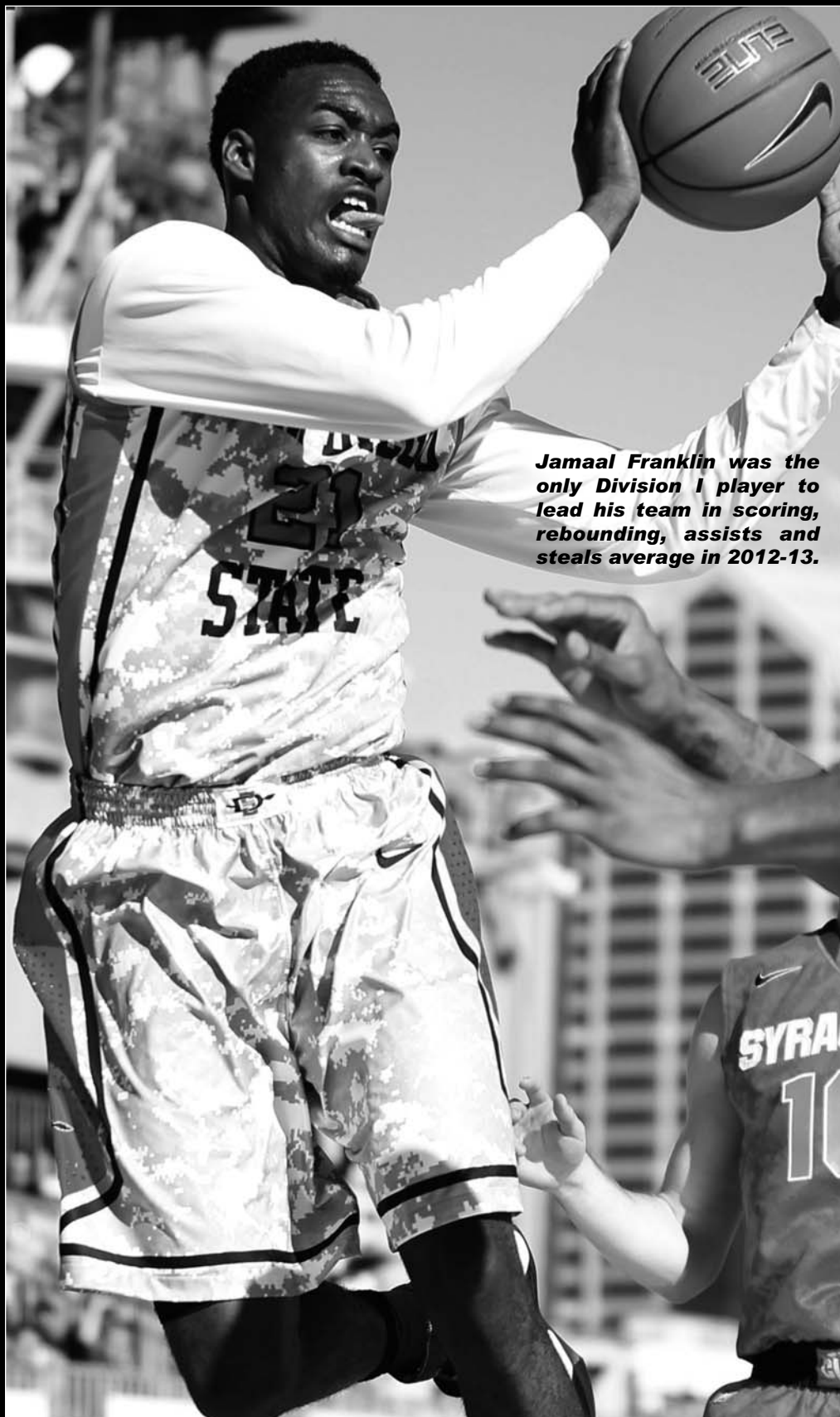


2012-13 Review



FOUR CONSECUTIVE NCAA TOURNAMENT APPEARANCES ► SEVEN-TIME MOUNTAIN WEST CHAMPIONS



Jamaal Franklin was the only Division I player to lead his team in scoring, rebounding, assists and steals average in 2012-13.

Inside:

2012-13 Season Notes	76
Results	78
Game-By-Game Statistics	83
Miscellaneous Statistics	88
Departed Letterwinner Bios	90
Box Scores and Recaps	95
Mountain West Statistics	107



The Cream Rises to the Mountain Top

2012-13 Honors

► Jamaal Franklin

Associated Press Honorable
Mention All-American

All-Mountain West

First Team

NABC All-District 17 First
Team

Basketball Times West Coast
All-District

► Chase Tapley

All-Mountain West

Third Team

NABC All-District 17
Second Team

San Diego State entered 2012-13 as the preseason Mountain West favorites and was the top-ranked team in both top-25 polls for most of the season. Injuries temporarily altered SDSU's road to March at different points of the year, but as they had in previous seasons, the Aztecs performed when it mattered most ... at the NCAA tournament. One of five MW teams to advance to the field of 68, SDSU was just one of two teams to move past the second round, giving them three NCAA wins in the three last seasons, clearly making them the league's flagship program.

A Look at the 2012-13 Aztecs

Expectations were sky high for San Diego State after it posted a 26-8 record, won its second straight Mountain West regular-season title and appeared in its third straight NCAA tournament the season before. Add to the mix the fact that SDSU was returning four starters, which happened to be its top four scorers, and there was no wonder why the Aztecs were a preseason top-20 squad.

Early in the year, San Diego State played up to the hype despite a 13-point loss to No. 9/9 Syracuse on the USS Midway. Following the loss, the Aztecs reeled off 11 straight wins, which included a road win at USC, a neutral-site victory over No. rv/24 UCLA and a gutty seven-point win over Indiana State in Honolulu, Hawaii.

SDSU's winning streak was snapped in the final seconds of the Diamond Head Classic championship game against No. 3/3 Arizona. The Aztecs appeared to be on their way to upsetting the Wildcats in Hawaii, until a spectacular blocked shot of Chase Tapley's layup with under two seconds thwarted San Diego State's bid.

In the Aztecs' final non-conference game vs. CSU Bakersfield, Xavier Thames suffered a back injury, which would linger for much of the Mountain West campaign and send San Diego State to a fourth-place 9-7 record.



San Diego State lifted the Wooden Classic trophy after defeating No. rv/24 UCLA, 78-69, at Honda Center in Anaheim, Calif. The victory was the fifth of 11 consecutive decisions for the Aztecs.

At the MW Championship, the Aztecs failed to extend their league record of consecutive title-game appearances to five, falling in the semifinal round. Despite not capturing the tournament crown, San Diego State earned its second consecutive at-large berth to the NCAA tournament and was awarded a No. 7 seed, the third-best in the league, in the South Region.

For the third time in four years, SDSU traveled to the Eastern Time Zone and Philadelphia, Pa., and

defeated Oklahoma in the second round. The third round, however, was not as kind as the Aztecs fell to Florida Gulf Coast.

Even with the disappointing loss, San Diego State won its third NCAA tournament game in the last three years and ultimately produced one of the greatest seasons in program history.

Below are some notes on the 2013 NCAA tournament squad:

► San Diego State finished the 2012-13 season with a 23-11 record, marking

2012-13 Review



FOUR CONSECUTIVE NCAA TOURNAMENT APPEARANCES ► SEVEN-TIME MOUNTAIN WEST CHAMPIONS



Chase Tapley, SDSU's second-leading scorer, earned all-Mountain West third-team accolades and became the first Aztec to play in four straight NCAA tournaments.

the first time in school history that an Aztec team has recorded eight straight 20-win seasons. SDSU basketball dates back to the 1921-22 campaign.

► The Aztecs set a school record by winning at least 23 games for the fifth straight year.

► SDSU's 23 victories are tied for the ninth-most in school history.

► The Aztecs advanced to the NCAA tournament for the fourth straight season, which marks the first time the feat has been accomplished in school history.

► SDSU entered the year ranked 20th in both major college basketball pre-season top-25 polls. The No. 20 distinction was the highest in school history to start a season.

► San Diego State was ranked in the *Associated Press* Top-25 Poll for the first 11 editions of the rankings and in 12 of the first 13 polls. The Aztecs rose to as high as 15th in the nation on Jan. 14, 2013.

► SDSU was ranked in the *USA Today* Coaches Poll the first 15 editions of the rankings. The Aztecs were ranked as high as 14th (Jan. 14, 2013).

► The Aztecs earned a berth in the NCAA tournament, marking the eighth season in a row in which they participated in postseason play.

► With nine Mountain West victories, San Diego State turned in its eighth straight season in which it recorded at least nine league wins for the first

time in school history. It also marked the first time in SDSU's Division I history that an Aztec team posted eight consecutive winning conference efforts.

► Last season marked the ninth time a Steve Fisher-coached San Diego State team recorded 20 or more wins.

► SDSU was dominant at home as it went 14-1 inside Viejas Arena. The Aztecs posted their eighth straight season and 12th overall with at least 11 victories at Viejas Arena. SDSU's eight-year total of 112 wins is an arena record.

► The Aztecs defeated two nationally ranked opponents in one season, which is tied for the second-most in school Division I history.

SDSU defeated No. 17/24 UCLA in Anaheim, Calif., and No. 15/17 New Mexico at home.

► San Diego State suffered a handful of close losses as six were decided by seven points or less and nine by 10 or less. Six of SDSU's seven MW losses were by 10 points or less.

► After going 10-0 against schools from the state of California, SDSU improved to 33-0 against programs based in the Golden State. The unblemished record dates back to Dec. 2, 2009. Included in the 10 victories are decisions over USC and UCLA.

► Jamaal Franklin and Chase Tapley were all-Mountain West picks. Franklin was a first-teamer for the second straight year, while Tapley garnered third-team accolades. The duo was also named to the NABC all-district team.

► Prior to the start of the campaign, SDSU sold out the entire home slate, attracting 12,414 fans to each one of its 15 home dates.

► San Diego State set a single-season attendance record by averaging 12,414 fans. It eclipsed the previous record of 12,096, set in 2011-12.

Franklin Earns All-America Honors For Second Straight Year

Guard Jamaal Franklin earned *Associated Press* honorable mention

All-America accolades for the second straight season, marking the third consecutive year in which an Aztec has garnered All-America recognition from the AP.

Franklin led the Aztecs in scoring, rebounding, assists and steals average, making him the only Division I player to lead his team in in all four categories. Franklin completed his junior campaign averaging 17.0 points, 9.5 rebounds, 3.3 assists and 1.6 steals.

In 33 games, the all-Mountain West first-team selection scored in double figures 31 times and totaled 20 or more points 11 times, including both NCAA tournament games. On the glass, Franklin reached the double-digit plateau in 14 games, which helped him amass 13 double-doubles. In addition, he finished as the team leader in scoring 22 times, rebounding 25 times and assists on 16 different occasions.

Franklin became the first Aztec since Michael Cage to earn multiple All-America awards from the *Associated Press*. Cage, the school's all-time second-leading scorer, was an honorable mention pick in 1983 and a second-teamer in 1984. Franklin is also the fourth SDSU men's basketball student-athlete to earn All-America accolades more than once.

Under head coach Steve Fisher's watch, Franklin is the first two-time All-American. In 2006, Brandon Heath was an honorable mention choice and Kawhi Leonard preceded Franklin with his second-team award in 2011. At the Mountain West level, Franklin is the second two-time AP All-American in conference history.



James Rahon helped SDSU beat USC on the road. The win was one of 33 straight vs. schools from California.

2012-13 Records

► Single-Season Records

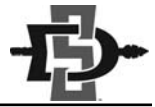
Lowest Opponent Field-Goal Percentage
39.3

Highest Average Home Attendance
12,414 (15 home dates)

► Single-Game MW Record

Field-Goal Percentage
68.2 vs. Wyoming (2-19-13)

2012-13 Statistics



FOUR CONSECUTIVE NCAA TOURNAMENT APPEARANCES ► SEVEN-TIME MOUNTAIN WEST CHAMPIONS

Game-By-Game Results

Record: 23-11 (Home: 14-1, Away: 4-6, Neutral: 5-4); **Mountain West: 9-7** (Home: 7-1, Away: 2-6)

SDSU			San Diego State High							
Date	NR	Opponent	SDSU Result	W-L	Record	MW	Scorer	Rebounder	Assists	Attendance
Nov. 11	20/20	~vs. (9/9) Syracuse	L 49-62	L1	0-1		J. Franklin-11	J. Franklin/Tapley-8	Tapley/Thames-3	5,119
Nov. 13	25/23	SAN DIEGO CHRISTIAN	W 91-57	W1	1-1		J. Franklin-28	J. Franklin-12	Tapley-5	(c) 12,414
Nov. 17	25/23	at Missouri State	W 60-44	W2	2-1		J. Franklin-22	J. Franklin-12	Thames-5	7,272
Nov. 21	25/25	ARKANSAS-PINE BLUFF	W 79-43	W3	3-1		J. Franklin/Tapley-15	J. Franklin-12	J. Franklin/Thames-4	(c) 12,414
Nov. 25	25/25	at USC	W 66-60	W4	4-1		J. Franklin/Rahon-17	Spencer-11	J. Franklin-3	4,421
Dec. 1	23/21	#vs. (rv/24) UCLA	W 78-69	W5	5-1		J. Franklin-28	J. Franklin-7	O'Brien-5	17,204
Dec. 3	17/15	TEXAS SOUTHERN	W 74-62	W6	6-1		J. Franklin-18	J. Franklin-15	Tapley-5	(c) 12,414
Dec. 6	17/15	UC SANTA BARBARA	W 84-70	W7	7-1		Tapley-23	J. Franklin/O'Brien-4	J. Franklin-5	(c) 12,414
Dec. 15	18/15	SAN DIEGO	W 72-56	W8	8-1		Tapley-15	J. Franklin-8	Thames-3	(c) 12,414
Dec. 18	18/15	POINT LOMA NAZARENE	W 76-49	W9	9-1		Thames-17	O'Brien-9	O'Brien/Shepard-4	(c) 12,414
Dec. 22	18/15	\$vs. San Francisco	W 80-58	W10	10-1		Tapley-33	Stephens-8	J. Franklin-5	6,691
Dec. 23	18/15	\$vs. Indiana State	W 62-55	W11	11-1		J. Franklin-19	J. Franklin-15	Tapley/Thames-3	6,419
Dec. 25	17/16	\$vs. (3/3) Arizona	L 67-68	L1	11-2		Tapley-19	J. Franklin-8	J. Franklin-6	6,514
Jan. 2	19/17	CSU BAKERSFIELD	W 72-57	W1	12-2		J. Franklin-18	J. Franklin-12	J. Franklin-4	(c) 12,414
Jan. 9	16/15	*at Fresno State	W 65-62	W2	13-2	1-0	J. Franklin-20	J. Franklin-18	Shepard-7	7,203
Jan. 12	16/15	*(-/rv) COLORADO STATE	W-ot 79-72	W3	14-2	2-0	J. Franklin-23	O'Brien-10	O'Brien/Tapley-3	(c) 12,414
Jan. 16	15/14	*(rv/23) UNLV	L 75-82	L1	14-3	2-1	J. Franklin-27	J. Franklin-7	Shepard-5	(c) 12,414
Jan. 19	15/14	*at (rv/rv) Wyoming	L 45-58	L2	14-4	2-2	J. Franklin-13	Stephens-7	J. Franklin-3	9,573
Jan. 23	rv/25	*at Nevada	W 78-57	W1	15-4	3-2	Tapley-17	Shepard-8	J. Franklin-5	7,924
Jan. 26	rv/25	*(15/17) NEW MEXICO	W 55-34	W2	16-4	4-2	O'Brien-12	O'Brien-10	J. Franklin-3	(c) 12,414
Feb. 2	22/20	*at Air Force	L 67-70	L1	16-5	4-3	J. Franklin-25	J. Franklin-10	J. Franklin/Tapley-6	5,011
Feb. 6	rv/T-25	*BOISE STATE (:02.8)	W 63-62	W1	17-5	5-3	Rahon-16	J. Franklin-8	Tapley-5	(c) 12,414
Feb. 9	rv/T-25	*FRESNO STATE	W 75-53	W2	18-5	6-3	J. Franklin/Rahon-14	J. Franklin-11	Tapley-6	(c) 12,414
Feb. 13	rv/22	*at (24/24) Colorado State	L 60-66	L1	18-6	6-4	Tapley-16	J. Franklin-7	O'Brien/Rahon-2	(c) 8,745
Feb. 16	rv/22	*at (rv/rv) UNLV	L 70-72	L2	18-7	6-5	Tapley-22	O'Brien-11	J. Franklin/O'Brien-2	(c) 18,577
Feb. 19	--/rv	*WYOMING	W 79-51	W1	19-7	7-5	J. Franklin-20	J. Franklin-7	Tapley-7	(c) 12,414
Feb. 23	--/rv	*NEVADA	W 88-75	W2	20-7	8-5	J. Franklin-23	J. Franklin-12	O'Brien-7	(c) 12,414
Feb. 27	--/rv	*at (14/14) New Mexico	L 60-70	L1	20-8	8-6	J. Franklin-16	J. Franklin-9	Shepard-3	(c) 15,411
March 6	--/rv	*AIR FORCE	W 58-51	W1	21-8	9-6	J. Franklin/O'Brien-12	J. Franklin-14	J. Franklin/Tapley-4	(c) 12,414
March 9	--/rv	*at Boise State	L 65-69	L1	21-9	9-7	Thames-18	J. Franklin-13	three with-2	10,455
March 13	--/rv	`vs. [5] Boise State (MW-QF)	W 73-67	W1	22-9		J. Franklin-19	J. Franklin-8	Thames-5	13,297
March 15	--/rv	`vs. [1] (15/14) UNM (MW-SF)	L 50-60	L1	22-10		Tapley/Thames-14	J. Franklin-12	J. Franklin-5	(c) 18,500
March 22	--/--	^vs. [10] Oklahoma (NCAA-2R)	W 70-55	W1	23-10		J. Franklin-21	Stephens-11	J. Franklin-5	(c) 20,125
March 24	--/--	^vs. [15] Fla. Gulf Coast (NCAA-3R)	L 71-81	L1	23-11		J. Franklin-20	J. Franklin-11	Thames-6	(c) 20,125

CAPS denotes home games. ~ - Northrop Grumman Presents Battle on the Midway (USS Midway; San Diego, Calif.). # - John R. Wooden Classic (Honda Center; Anaheim, Calif.). \$ - Hawaiian Airlines Diamond Head Classic (Stan Sheriff Center; Honolulu, Hawaii). * - Mountain West Game. ` - Indicates the 2013 Reese's Mountain West Men's Basketball Championship (Thomas & Mack Center; Las Vegas, Nev.). ^ - NCAA Second (2R)- Third-Round Games (3R) (Philadelphia, Pa.). c - Indicates capacity crowd. SDSU NR - San Diego State national ranking (*Associated Press* and *ESPN/USA Today* coaches polls at game time). Time to the right of opponent name indicates time remaining on a game-winning shot.

Attendance

	G	W-L	Total	Average	High
Home	15	14-1	186,210	12,414	12,414 - 15 times
Mountain West	8	7-1	99,312	12,414	12,414 - eight times
Away	10	4-6	94,592	9,459	18,577 at UNLV (Feb. 16)
Mountain West	8	2-6	82,899	10,362	18,577 at UNLV (Feb. 16)
Neutral	9	5-4	113,994	12,666	20,125 vs. Florida Gulf Coast (March 24) and Oklahoma (March 22)
Total	34	23-11	394,796	11,612	20,125 vs. Florida Gulf Coast (March 24) and Oklahoma (March 22)
Mountain West	16	9-7	182,211	11,388	18,577 at UNLV (Feb. 16)

2012-13 REVIEW ◀ REVIEW AZTEC BASKETBALL MEDIA GUIDE

2012-13 Statistics



FOUR CONSECUTIVE NCAA TOURNAMENT APPEARANCES ► SEVEN-TIME MOUNTAIN WEST CHAMPIONS

Individual Statistics - All Games (23-11)

No.	Player	GPGS	Min	Avg	TOTAL		3-PTS		FT-FTA	Pct	REBOUNDS				PF	FO	A	TO	Blk	Stl	Pts	Avg		
					FG-FGA	Pct	3FG-FGA	Pct			Off	Def	Tot	Avg										
21	FRANKLIN, Jamaal	33	33	1091	33.1	169-409	.413	42-150	.280	180-229	.786	56	256	312	9.5	85	1	109	112	26	53	560	17.0	
22	TAPLEY, Chase	33	32	1016	30.8	162-378	.429	70-186	.376	53-66	.803	10	95	105	3.2	55	0	90	43	18	46	447	13.5	
02	THAMES, Xavier	30	25	861	28.7	87-248	.351	37-104	.356	75-92	.815	14	67	81	2.7	42	0	72	53	9	31	286	9.5	
20	O'BRIEN, JJ	34	33	919	27.0	111-211	.526	1-5	.200	23-51	.451	82	70	152	4.5	62	2	51	48	14	31	246	7.2	
11	RAHON, James	32	11	730	22.8	88-234	.376	36-121	.298	13-19	.684	12	44	56	1.8	54	0	20	15	2	20	225	7.0	
23	STEPHENS, DeShawn	34	34	738	21.7	86-145	.593	0-0	.000	34-67	.507	76	97	173	5.1	76	2	8	28	17	21	206	6.1	
13	SHEPARD, Winston	31	2	629	20.3	57-145	.393	7-28	.250	57-99	.576	30	80	110	3.5	39	0	61	63	12	13	178	5.7	
00	SPENCER, Skylar	34	0	484	14.2	43-65	.662	0-0	.000	11-29	.379	40	60	100	2.9	50	0	6	17	51	10	97	2.9	
05	POLEE II, Dwayne	26	0	245	9.4	23-54	.426	6-18	.333	20-28	.714	13	36	49	1.9	23	0	4	16	4	6	72	2.8	
12	JOHNSON, James	13	0	52	4.0	4-8	.500	0-0	.000	6-10	.600	1	1	2	0.2	7	0	1	6	1	0	14	1.1	
03	FRANKLIN, LaBradford	3	0	20	6.7	3-3	1.000	1-1	1.000	2-3	.667	0	2	2	0.7	2	0	2	0	1	2	9	3.0	
32	DOUGLAS, Aaron	6	0	9	1.5	3-4	.750	2-3	.667	0-0	.000	0	0	0	0.0	0	0	0	1	0	0	8	1.3	
25	EBRAHIMIAN, Narbeh	8	0	17	2.1	1-4	.250	0-0	.000	2-4	.500	0	0	0	0.0	1	0	1	0	0	0	4	0.5	
04	STATEN, Ryan	5	0	8	1.6	1-5	.200	0-0	.000	0-0	.000	0	1	1	0.2	0	0	0	0	0	2	2	0.4	
33	CASTLEBERRY, Jeremy	4	0	6	1.5	1-3	.333	0-2	.000	0-0	.000	1	0	1	0.3	0	0	0	0	0	0	2	0.5	
TEAM											41	68	109	3.2	1					8	0			
SAN DIEGO STATE		34					839-1916	.438	202-618	.327	476-697	.683	376	877	1253	36.9	497	5	425	410	155	235	2356	69.3
OPPONENTS		34					754-1917	.393	203-628	.323	366-540	.678	341	787	1128	33.2	601	-	425	429	102	180	2077	61.1

SCORE BY PERIODS:	1st	2nd	OT	2OT	Total
SAN DIEGO STATE	1,118	1,222	16		2,356
OPPONENTS	918	1,150	9		2,077

Individual Statistics - Mountain West Games (9-7)

No.	Player	GPGS	Min	Avg	TOTAL		3-PTS		FT-FTA	Pct	REBOUNDS				PF	FO	A	TO	Blk	Stl	Pts	Avg		
					FG-FGA	Pct	3FG-FGA	Pct			Off	Def	Tot	Avg										
21	FRANKLIN, Jamaal	16	16	546	34.1	82-215	.381	21-79	.266	83-109	.761	27	117	144	9.0	43	1	45	50	12	25	268	16.8	
22	TAPLEY, Chase	16	16	512	32.0	68-174	.391	26-85	.306	23-31	.742	3	40	43	2.7	29	0	49	23	5	18	185	11.6	
20	O'BRIEN, JJ	16	15	457	28.6	65-120	.542	1-3	.333	15-29	.517	55	35	90	5.6	37	1	24	19	7	13	146	9.1	
13	SHEPARD, Winston	16	2	338	21.1	39-88	.443	5-19	.263	34-54	.630	15	51	66	4.1	22	0	36	32	5	8	117	7.3	
11	RAHON, James	14	8	350	25.0	41-104	.394	16-52	.308	2-5	.400	6	19	25	1.8	25	0	7	8	1	8	100	7.1	
02	THAMES, Xavier	12	7	316	26.3	29-95	.305	14-41	.341	26-32	.813	1	27	28	2.3	20	0	18	13	3	10	98	8.2	
23	STEPHENS, DeShawn	16	16	358	22.4	38-62	.613	0-0	.000	11-27	.407	31	46	77	4.8	38	1	4	13	8	14	87	5.4	
00	SPENCER, Skylar	16	0	237	14.8	22-30	.733	0-0	.000	0-2	.000	15	28	43	2.7	23	0	4	7	27	7	44	2.8	
05	POLEE II, Dwayne	11	0	71	6.5	11-23	.478	5-10	.500	1-1	1.000	4	13	17	1.5	8	0	0	7	0	0	28	2.5	
12	JOHNSON, James	7	0	23	3.3	1-2	.500	0-0	.000	2-4	.500	1	1	2	0.3	4	0	0	2	1	0	4	0.6	
32	DOUGLAS, Aaron	3	0	4	1.3	1-1	1.000	1-1	1.000	0-0	.000	0	0	0	0.0	0	0	0	1	0	0	3	1.0	
04	STATEN, Ryan	2	0	3	1.5	1-3	.333	0-0	.000	0-0	.000	0	0	0	0.0	0	0	0	0	0	0	2	1.0	
25	EBRAHIMIAN, Narbeh	4	0	7	1.8	0-1	.000	0-0	.000	0-0	.000	0	0	0	0.0	1	0	0	0	0	0	0	0.0	
33	CASTLEBERRY, Jeremy	2	0	3	1.5	0-1	.000	0-1	.000	0-0	.000	0	0	0	0.0	0	0	0	0	0	0	0	0.0	
TEAM											22	30	52	3.3	1					2	0			
SAN DIEGO STATE		16					398-919	.433	89-291	.306	197-294	.670	180	407	587	36.7	251	3	187	177	69	103	1082	67.6
OPPONENTS		16					346-876	.395	99-299	.331	213-295	.722	156	380	536	33.5	252	-	203	187	45	82	1004	62.8

SCORE BY PERIODS:	1st	2nd	OT	2OT	Total
SAN DIEGO STATE	516	550	16		1,082
OPPONENTS	445	550	9		1,004

2012-13 Statistics



FOUR CONSECUTIVE NCAA TOURNAMENT APPEARANCES ► SEVEN-TIME MOUNTAIN WEST CHAMPIONS

Individual Statistics - Home Games (14-1)

No.	Player	GPGS	Min	Avg	TOTAL		3-PTS		FT-FTA	Pct	REBOUNDS				PF	FO	A	TO	Blk	Stl	Pts	Avg	
					FG-FGA	Pct	3FG-FGA	Pct			Off	Def	Tot	Avg									
21	FRANKLIN, Jamaal	14	14	447	31.9	77-166	.464	22-54	.407	74-97	.763	25	111	136	9.7	31	0	43	44	15	15	250	17.9
22	TAPLEY, Chase	15	15	434	28.9	73-159	.459	35-84	.417	26-30	.867	3	44	47	3.1	19	0	50	20	12	17	207	13.8
20	O'BRIEN, JJ	15	14	420	28.0	52-92	.565	0-2	.000	12-25	.480	37	35	72	4.8	17	0	30	15	9	19	116	7.7
02	THAMES, Xavier	14	12	362	25.9	31-91	.341	16-38	.421	30-37	.811	6	28	34	2.4	19	0	31	18	4	7	108	7.7
13	SHEPARD, Winston	13	0	248	19.1	31-66	.470	5-14	.357	30-50	.600	7	32	39	3.0	13	0	31	23	1	8	97	7.5
23	STEPHENS, DeShawn	15	15	312	20.8	39-65	.600	0-0	.000	17-41	.415	36	39	75	5.0	30	1	5	15	8	9	95	6.3
11	RAHON, James	13	5	313	24.1	36-103	.350	14-53	.264	4-9	.444	5	25	30	2.3	19	0	9	5	0	12	90	6.9
05	POLEE II, Dwayne	11	0	151	13.7	19-34	.559	6-12	.500	19-26	.731	5	20	25	2.3	11	0	2	12	3	4	63	5.7
00	SPENCER, Skylar	15	0	242	16.1	25-32	.781	0-0	.000	9-19	.474	15	35	50	3.3	23	0	5	8	35	6	59	3.9
12	JOHNSON, James	6	0	36	6.0	2-5	.400	0-0	.000	6-10	.600	1	1	2	0.3	5	0	1	3	1	0	10	1.7
03	FRANKLIN, LaBradford	3	0	20	6.7	3-3	1.000	1-1	1.000	2-3	.667	0	2	2	0.7	2	0	2	0	1	2	9	3.0
32	DOUGLAS, Aaron	6	0	9	1.5	3-4	.750	2-3	.667	0-0	.000	0	0	0	0.0	0	0	1	0	0	0	8	1.3
25	EBRAHIMIAN, Narbeh	7	0	17	2.4	1-4	.250	0-0	.000	2-4	.500	0	0	0	0.0	0	0	1	0	0	0	4	0.6
04	STATEN, Ryan	5	0	8	1.6	1-5	.200	0-0	.000	0-0	.000	0	1	1	0.2	0	0	0	0	0	2	2	0.4
33	CASTLEBERRY, Jeremy	4	0	6	1.5	1-3	.333	0-2	.000	0-0	.000	1	0	1	0.3	0	0	0	0	0	0	2	0.5
TEAM												16	26	42	2.8	0		2				0	
SAN DIEGO STATE		15				394-832	.474	101-263	.384	231-351	.658	157	399	556	37.1	189	1	210	166	89	101	1120	74.7
OPPONENTS		15				328-863	.380	94-284	.331	124-194	.639	154	327	481	32.1	274	-	180	201	39	64	874	58.3

SCORE BY PERIODS:	1st	2nd	OT	2OT	Total
SAN DIEGO STATE	561	543	16		1,120
OPPONENTS	357	508	9		874

Individual Statistics - Road/Neutral Games (9-10)

No.	Player	GPGS	Min	Avg	TOTAL		3-PTS		FT-FTA	Pct	REBOUNDS				PF	FO	A	TO	Blk	Stl	Pts	Avg	
					FG-FGA	Pct	3FG-FGA	Pct			Off	Def	Tot	Avg									
21	FRANKLIN, Jamaal	19	19	644	33.9	92-243	.379	20-96	.208	106-132	.803	31	145	176	9.3	54	1	66	68	11	38	310	16.3
22	TAPLEY, Chase	18	17	582	32.3	89-219	.406	35-102	.343	27-36	.750	7	51	58	3.2	36	0	40	23	6	29	240	13.3
02	THAMES, Xavier	16	13	499	31.2	56-157	.357	21-66	.318	45-55	.818	8	39	47	2.9	23	0	41	35	5	24	178	11.1
11	RAHON, James	19	6	417	21.9	52-131	.397	22-68	.324	9-10	.900	7	19	26	1.4	35	0	11	10	2	8	135	7.1
20	O'BRIEN, JJ	19	19	499	26.3	59-119	.496	1-3	.333	11-26	.423	45	35	80	4.2	45	2	21	33	5	12	130	6.8
23	STEPHENS, DeShawn	19	19	426	22.4	47-80	.588	0-0	.000	17-26	.654	40	58	98	5.2	46	1	3	13	9	12	111	5.8
13	SHEPARD, Winston	18	2	381	21.2	26-79	.329	2-14	.143	27-49	.551	23	48	71	3.9	26	0	30	40	11	5	81	4.5
00	SPENCER, Skylar	19	0	242	12.7	18-33	.545	0-0	.000	2-10	.200	25	25	50	2.6	27	0	1	9	16	4	38	2.0
05	POLEE II, Dwayne	15	0	94	6.3	4-20	.200	0-6	.000	1-2	.500	8	16	24	1.6	12	0	2	4	1	2	9	0.6
12	JOHNSON, James	7	0	16	2.3	2-3	.667	0-0	.000	0-0	.000	0	0	0	0.0	2	0	0	3	0	0	4	0.6
25	EBRAHIMIAN, Narbeh	1	0	0	0.0	0-0	.000	0-0	.000	0-0	.000	0	0	0	0.0	1	0	0	0	0	0	0	0.0
TEAM												25	42	67	3.5	1		6				0	
SAN DIEGO STATE		19				445-1084	.411	101-355	.285	245-346	.708	219	478	697	36.7	308	4	215	244	66	134	1236	65.1
OPPONENTS		19				426-1054	.404	109-344	.317	242-346	.699	187	460	647	34.1	327	-	245	228	63	116	1203	63.3

SCORE BY PERIODS:	1st	2nd	OT	2OT	Total
SAN DIEGO STATE	557	679			1,236
OPPONENTS	561	642			1,203

2012-13 Statistics



FOUR CONSECUTIVE NCAA TOURNAMENT APPEARANCES ► SEVEN-TIME MOUNTAIN WEST CHAMPIONS

Individual Statistics - MW Tournament Games (1-1)

No.	Player	GPGS	Min	Avg	TOTAL		3-PTS		FT-FTA	Pct	REBOUNDS				PF	FO	A	TO	Blk	Stl	Pts	Avg	
					FG-FGA	Pct	3FG-FGA	Pct			Off	Def	Tot	Avg									
02	THAMES, Xavier	2	2	69	34.5	9-19	.474	1-8	.125	13-16	.813	3	9	12	6.0	3	0	5	6	0	3	32	16.0
22	TAPLEY, Chase	2	2	62	31.0	13-28	.464	5-12	.417	0-0	.000	0	8	8	4.0	4	0	6	2	0	6	31	15.5
21	FRANKLIN, Jamaal	2	2	66	33.0	7-20	.350	4-9	.444	9-10	.900	4	16	20	10.0	6	0	9	4	0	3	27	13.5
13	SHEPARD, Winston	2	0	54	27.0	2-8	.250	0-1	.000	6-11	.545	3	6	9	4.5	3	0	1	5	4	1	10	5.0
11	RAHON, James	2	0	40	20.0	3-14	.214	1-7	.143	0-0	.000	0	2	2	1.0	4	0	2	1	0	1	7	3.5
20	O'BRIEN, JJ	2	2	51	25.5	3-11	.273	0-1	.000	0-0	.000	1	2	3	1.5	8	1	0	3	0	1	6	3.0
23	STEPHENS, DeShawn	2	2	36	18.0	2-4	.500	0-0	.000	2-2	1.000	2	5	7	3.5	5	0	0	0	0	0	6	3.0
00	SPENCER, Skylar	2	0	20	10.0	2-5	.400	0-0	.000	0-0	.000	2	2	4	2.0	3	0	0	1	2	1	4	2.0
12	JOHNSON, James	1	0	2	2.0	0-0	.000	0-0	.000	0-0	.000	0	0	0	0.0	0	0	0	0	0	0	0	0.0
05	POLEE II, Dwayne	1	0	0	0.0	0-0	.000	0-0	.000	0-0	.000	0	0	0	0.0	0	0	0	0	0	0	0	0.0
TEAM											2	3	5	2.5	0			1			0		
SAN DIEGO STATE		2				41-109	.376	11-38	.289	30-39	.769	17	53	70	35.0	36	1	23	23	6	16	123	61.5
OPPONENTS		2				43-114	.377	13-38	.342	28-40	.700	21	54	75	37.5	37	-	25	22	5	11	127	63.5

SCORE BY PERIODS:	1st	2nd	OT	2OT	Total
SAN DIEGO STATE	53	70			123
OPPONENTS	55	72			127

Individual Statistics - NCAA Tournament Games (1-1)

No.	Player	GPGS	Min	Avg	TOTAL		3-PTS		FT-FTA	Pct	REBOUNDS				PF	FO	A	TO	Blk	Stl	Pts	Avg	
					FG-FGA	Pct	3FG-FGA	Pct			Off	Def	Tot	Avg									
21	FRANKLIN, Jamaal	2	2	73	36.5	14-26	.538	4-9	.444	9-9	1.000	2	17	19	9.5	4	0	9	7	0	6	41	20.5
11	RAHON, James	2	0	43	21.5	10-23	.435	4-10	.400	5-6	.833	2	3	5	2.5	4	0	1	3	0	3	29	14.5
22	TAPLEY, Chase	2	2	60	30.0	10-28	.357	4-12	.333	3-3	1.000	1	5	6	3.0	3	0	4	4	1	3	27	13.5
23	STEPHENS, DeShawn	2	2	49	24.5	7-10	.700	0-0	.000	3-4	.750	9	7	16	8.0	5	0	1	2	3	0	17	8.5
02	THAMES, Xavier	2	2	71	35.5	5-17	.294	2-7	.286	1-2	.500	0	9	9	4.5	1	0	10	5	1	3	13	6.5
20	O'BRIEN, JJ	2	2	49	24.5	3-4	.750	0-0	.000	2-2	1.000	2	3	5	2.5	3	0	3	3	2	0	8	4.0
13	SHEPARD, Winston	2	0	30	15.0	1-4	.250	0-0	.000	2-4	.500	4	1	5	2.5	2	0	3	2	0	0	4	2.0
00	SPENCER, Skylar	2	0	25	12.5	1-5	.200	0-0	.000	0-0	.000	3	1	4	2.0	0	0	0	2	2	0	2	1.0
TEAM											2	3	5	2.5	0			0			0		
SAN DIEGO STATE		2				51-117	.436	14-38	.368	25-30	.833	25	49	74	37.0	22	0	31	28	9	15	141	70.5
OPPONENTS		2				56-117	.479	12-39	.308	12-20	.600	17	43	60	30.0	33	-	31	22	7	19	136	68.0

SCORE BY PERIODS:	1st	2nd	OT	2OT	Total
SAN DIEGO STATE	66	75			141
OPPONENTS	67	69			136

2012-13 Statistics



FOUR CONSECUTIVE NCAA TOURNAMENT APPEARANCES ► SEVEN-TIME MOUNTAIN WEST CHAMPIONS

Individual Statistics - Wins (23)

No.	Player	GPGS	Min	Avg	TOTAL			3-PTS			REBOUNDS														
					FG-FGA	Pct	Pct	3FG-FGA	Pct	FT-FTA	Pct	Off	Def	Tot	Avg	PF	FO	A	TO	Blk	Stl	Pts	Avg		
21	FRANKLIN, Jamaal	22	22	726	33.0	117-262	.447	34-95	.358	126-158	.797	34	186	220	10.0	53	0	78	79	23	31	394	17.9		
22	TAPLEY, Chase	22	21	652	29.6	107-232	.461	50-120	.417	36-43	.837	6	63	69	3.1	31	0	67	31	13	28	300	13.6		
02	THAMES, Xavier	21	18	594	28.3	60-161	.373	30-70	.429	55-65	.846	7	47	54	2.6	28	0	57	37	7	16	205	9.8		
11	RAHON, James	21	8	501	23.9	65-157	.414	28-84	.333	10-14	.714	8	37	45	2.1	40	0	13	8	1	14	168	8.0		
20	O'BRIEN, JJ	23	22	611	26.6	73-126	.579	0-3	.000	18-36	.500	50	48	98	4.3	31	1	42	28	13	23	164	7.1		
23	STEPHENS, DeShawn	23	23	476	20.7	62-105	.590	0-0	.000	23-50	.460	54	62	116	5.0	47	1	6	21	11	13	147	6.4		
13	SHEPARD, Winston	20	1	395	19.8	38-85	.447	7-18	.389	32-60	.533	12	52	64	3.2	20	0	40	44	7	9	115	5.8		
00	SPENCER, Skylar	23	0	353	15.3	33-47	.702	0-0	.000	11-29	.379	27	50	77	3.3	36	0	6	12	39	7	77	3.3		
05	POLEE II, Dwayne	18	0	214	11.9	21-44	.477	6-17	.353	20-28	.714	9	31	40	2.2	19	0	4	13	4	6	68	3.8		
12	JOHNSON, James	9	0	43	4.8	4-8	.500	0-0	.000	6-10	.600	1	1	2	0.2	5	0	1	4	1	0	14	1.6		
03	FRANKLIN, LaBradford	3	0	20	6.7	3-3	1.000	1-1	1.000	2-3	.667	0	2	2	0.7	2	0	2	0	1	2	9	3.0		
32	DOUGLAS, Aaron	6	0	9	1.5	3-4	.750	2-3	.667	0-0	.000	0	0	0	0.0	0	0	0	1	0	0	8	1.3		
25	EBRAHIMIAN, Narbeh	7	0	17	2.4	1-4	.250	0-0	.000	2-4	.500	0	0	0	0.0	0	0	1	0	0	0	4	0.6		
04	STATEN, Ryan	5	0	8	1.6	1-5	.200	0-0	.000	0-0	.000	0	1	1	0.2	0	0	0	0	0	2	2	0.4		
33	CASTLEBERRY, Jeremy	4	0	6	1.5	1-3	.333	0-2	.000	0-0	.000	1	0	1	0.3	0	0	0	0	0	0	2	0.5		
TEAM												22	51	73	3.2	1			7			0			
SAN DIEGO STATE		23			589-1246		.473	158-413		.383	341-500		.682	231	631	862	37.5	313	2	317	285	120	151	1677	72.9
OPPONENTS		23			487-1321		.369	141-441		.320	204-315		.648	237	489	726	31.6	422	-	262	295	52	115	1319	57.3

SCORE BY PERIODS:	1st	2nd	OT	2OT	Total
SAN DIEGO STATE	816	845	16		1,677
OPPONENTS	562	748	9		1,319

Individual Statistics - Losses (11)

No.	Player	GPGS	Min	Avg	TOTAL			3-PTS			REBOUNDS														
					FG-FGA	Pct	Pct	3FG-FGA	Pct	FT-FTA	Pct	Off	Def	Tot	Avg	PF	FO	A	TO	Blk	Stl	Pts	Avg		
21	FRANKLIN, Jamaal	11	11	365	33.2	52-147	.354	8-55	.145	54-71	.761	22	70	92	8.4	32	1	31	33	3	22	166	15.1		
22	TAPLEY, Chase	11	11	364	33.1	55-146	.377	20-66	.303	17-23	.739	4	32	36	3.3	24	0	23	12	5	18	147	13.4		
20	O'BRIEN, JJ	11	11	308	28.0	38-85	.447	1-2	.500	5-15	.333	32	22	54	4.9	31	1	9	20	1	8	82	7.5		
02	THAMES, Xavier	9	7	267	29.7	27-87	.310	7-34	.206	20-27	.741	7	20	27	3.0	14	0	15	16	2	15	81	9.0		
13	SHEPARD, Winston	11	1	234	21.3	19-60	.317	0-10	.000	25-39	.641	18	28	46	4.2	19	0	21	19	5	4	63	5.7		
23	STEPHENS, DeShawn	11	11	262	23.8	24-40	.600	0-0	.000	11-17	.647	22	35	57	5.2	29	1	2	7	6	8	59	5.4		
11	RAHON, James	11	3	229	20.8	23-77	.299	8-37	.216	3-5	.600	4	7	11	1.0	14	0	7	7	1	6	57	5.2		
00	SPENCER, Skylar	11	0	131	11.9	10-18	.556	0-0	.000	0-0	.000	13	10	23	2.1	14	0	0	5	12	3	20	1.8		
05	POLEE II, Dwayne	8	0	31	3.9	2-10	.200	0-1	.000	0-0	.000	4	5	9	1.1	4	0	0	3	0	0	4	0.5		
12	JOHNSON, James	4	0	9	2.3	0-0	.000	0-0	.000	0-0	.000	0	0	0	0.0	2	0	0	2	0	0	0	0.0		
25	EBRAHIMIAN, Narbeh	1	0	0	0.0	0-0	.000	0-0	.000	0-0	.000	0	0	0	0.0	1	0	0	0	0	0	0	0.0		
TEAM												19	17	36	3.3	0			1			0			
SAN DIEGO STATE		11			250-670		.373	44-205		.215	135-197		.685	145	246	391	35.5	184	3	108	125	35	84	679	61.7
OPPONENTS		11			267-596		.448	62-187		.332	162-225		.720	104	298	402	36.5	179	-	163	134	50	65	758	68.9

SCORE BY PERIODS:	1st	2nd	OT	2OT	Total
SAN DIEGO STATE	302	377			679
OPPONENTS	356	402			758

2012-13 Statistics



FOUR CONSECUTIVE NCAA TOURNAMENT APPEARANCES ► SEVEN-TIME MOUNTAIN WEST CHAMPIONS

Team Statistics - Game-By-Game

Opponent	Site/Date	FG-FGA	Pct	3P-3PA	Pct	FT-FTA	Pct	Off-Def	Tot	PF	AT	TO	BS	ST	1st-2nd	Pts
(20/20) SDSU	N	17-63	.270	1-18	.056	14-33	.424	20-24	44	15	9	16	2	14	19-30	49
vs. (9/9) Syracuse	11/11	25-56	.446	1-4	.250	11-19	.579	10-35	45	23	9	18	10	12	33-29	62
at (25/23) SDSU	H	32-63	.508	4-19	.211	23-39	.590	17-28	45	8	17	12	10	15	49-42	91
San Diego Christian	11/13	21-61	.344	9-27	.333	6-10	.600	13-23	36	23	9	24	1	5	24-33	57
(25/23) SDSU	A	19-59	.322	4-22	.182	18-26	.692	21-31	52	15	8	17	9	9	29-31	60
at Missouri State	11/17	16-57	.281	4-23	.174	8-16	.500	13-21	34	25	8	15	2	4	20-24	44
at (25/25) SDSU	H	27-65	.415	11-27	.407	14-25	.560	11-35	46	15	16	7	5	7	36-43	79
Arkansas-Pine Bluff	11/21	18-54	.333	0-11	.000	7-17	.412	5-31	36	21	10	15	4	3	14-29	43
(25/25) SDSU	A	21-50	.420	7-15	.467	17-22	.773	6-30	36	17	6	12	3	5	35-31	66
at USC	11/25	22-66	.333	5-17	.294	11-20	.550	18-25	43	21	13	8	7	7	23-37	60
(23/21) SDSU	N	27-54	.500	11-27	.407	13-14	.929	6-25	31	9	18	15	4	7	31-47	78
vs. (rv/24) UCLA	12/1	27-64	.422	8-20	.400	7-11	.636	12-22	34	15	16	14	1	6	29-40	69
at (17/15) SDSU	H	27-58	.466	5-10	.500	15-17	.882	7-32	39	11	15	14	6	2	34-40	74
Texas Southern	12/3	24-62	.387	7-21	.333	7-12	.583	6-23	29	16	13	12	7	5	16-46	62
at (17/15) SDSU	H	29-52	.558	11-17	.647	15-21	.714	9-16	25	10	17	12	3	8	46-38	84
UC Santa Barbara	12/6	27-57	.474	12-29	.414	4-4	1.000	11-17	28	22	18	15	5	3	29-41	70
at (18/15) SDSU	H	26-50	.520	4-12	.333	16-19	.842	9-22	31	10	12	11	8	9	39-33	72
San Diego	12/15	23-60	.383	5-15	.333	5-6	.833	14-16	30	15	15	13	1	6	26-30	56
at (18/15) SDSU	H	28-51	.549	7-15	.467	13-21	.619	10-24	34	11	16	12	5	8	35-41	76
Point Loma Nazarene	12/18	18-49	.367	8-16	.500	5-8	.625	9-16	25	19	10	17	1	4	30-19	49
(18/15) SDSU	N	32-58	.552	10-19	.526	6-10	.600	9-25	34	18	14	12	3	5	38-42	80
vs. San Francisco	12/22	21-53	.396	8-18	.444	8-14	.571	9-16	25	13	12	12	0	3	33-25	58
(18/15) SDSU	N	20-48	.417	4-17	.235	18-28	.643	7-24	31	15	9	13	0	6	28-34	62
vs. Indiana State	12/23	21-48	.438	4-13	.308	9-10	.900	3-26	29	22	7	17	2	2	25-30	55
(17/16) SDSU	N	24-55	.436	4-17	.235	15-18	.833	11-23	34	21	14	16	8	3	27-40	67
vs. (3/3) Arizona	12/25	22-59	.373	5-20	.250	19-27	.704	13-19	32	16	10	8	3	1	29-39	68
at (19/17) SDSU	H	20-45	.444	5-16	.313	27-41	.659	11-29	40	13	13	13	5	3	37-35	72
CSU Bakersfield	1/2	24-64	.375	3-18	.167	6-11	.545	11-20	31	28	16	10	1	7	20-37	57
(16/15) SDSU	A	26-54	.481	6-18	.333	7-12	.583	11-27	38	15	16	11	6	5	33-32	65
at Fresno State	1/9	21-58	.362	6-18	.333	14-17	.824	12-19	31	11	9	5	3	7	26-36	62
at (16/15) SDSU	H	24-62	.387	13-29	.448	18-25	.720	8-30	38	15	14	9	4	4	41-22-16	79
(--/rv) Colorado State	1/12	27-75	.360	6-22	.273	12-19	.632	19-35	54	16	9	10	3	4	23-40-9	72
at (15/14) SDSU	H	26-67	.388	3-19	.158	20-27	.741	11-20	31	14	7	5	5	7	42-33	75
(rv/23) UNLV	1/16	33-64	.516	4-13	.308	12-17	.706	12-31	43	19	15	12	6	1	48-34	82
(15/14) SDSU	A	17-59	.288	2-18	.111	9-11	.818	11-26	37	23	4	11	1	5	9-36	45
at (rv/rv) Wyoming	1/19	18-42	.429	4-16	.250	18-27	.667	4-32	36	14	12	15	3	8	20-38	58
(rv/25) SDSU	A	31-57	.544	6-19	.316	10-16	.625	9-29	38	17	15	14	4	6	39-39	78
at Nevada	1/23	19-55	.345	5-21	.238	14-18	.778	8-21	29	15	12	14	2	7	38-19	57
at (rv/25) SDSU	H	23-57	.404	3-15	.200	6-10	.600	13-28	41	14	9	12	5	10	39-22	55
(15/17) New Mexico	1/26	11-44	.250	3-15	.200	9-11	.818	6-20	26	10	8	17	5	7	19-15	34
(22/20) SDSU	A	25-57	.439	2-19	.105	15-18	.833	15-22	37	14	19	13	1	4	30-37	67
at Air Force	2/2	25-51	.490	12-30	.400	8-9	.889	5-18	23	18	20	10	2	7	35-35	70
at (rv/T-25) SDSU	H	24-52	.462	7-17	.412	8-18	.444	11-22	33	13	11	10	7	6	38-25	63
Boise State	2/6	24-60	.400	8-17	.471	6-9	.667	15-20	35	17	11	11	1	3	28-34	62
at (rv/T-25) SDSU	H	26-52	.500	8-16	.500	15-25	.600	11-32	43	14	14	12	6	4	25-50	75
Fresno State	2/9	17-58	.293	4-19	.211	15-23	.652	13-20	33	18	8	9	1	6	17-36	53
(rv/22) SDSU	A	23-59	.390	6-16	.375	8-14	.571	11-20	31	14	7	8	6	6	35-25	60
at (24/24) Colorado State	2/13	24-57	.421	6-14	.429	12-17	.706	14-29	43	12	16	11	1	5	35-31	66
(rv/22) SDSU	A	28-72	.389	6-15	.400	8-12	.667	18-24	42	17	7	14	3	12	40-30	70
at (rv/rv) UNLV	2/16	23-58	.397	7-21	.333	19-25	.760	14-29	43	15	17	17	10	10	34-38	72

2012-13 Statistics



FOUR CONSECUTIVE NCAA TOURNAMENT APPEARANCES ► SEVEN-TIME MOUNTAIN WEST CHAMPIONS

Team Statistics - Game-By-Game

Opponent	Site/Date	FG-FGA	Pct	3P-3PA	Pct	FT-FTA	Pct	Off-Def	Tot	PF	AT	TO	BS	ST	1st-2nd	Pts
at (--/rv) SDSU	H	30-44	.682	6-12	.500	13-17	.765	4-31	35	9	17	16	8	6	37-42	79
Wyoming	2/19	20-53	.377	4-16	.250	7-11	.636	4-12	16	9	12	10	2	5	13-38	51
at (--/rv) SDSU	H	32-55	.582	10-22	.455	14-19	.737	7-23	30	17	22	13	7	5	46-42	88
Nevada	2/23	25-54	.463	12-24	.500	13-21	.619	9-18	27	18	13	12	0	2	32-43	75
(--/rv) SDSU	A	21-58	.362	4-23	.174	14-21	.667	15-21	36	23	7	11	1	7	26-34	60
at (14/14) New Mexico	2/27	21-44	.477	4-13	.308	24-32	.750	6-24	30	20	18	9	3	1	28-42	70
at (--/rv) SDSU	H	20-59	.339	4-17	.235	14-27	.519	18-27	45	15	10	8	5	7	23-35	58
Air Force	3/6	16-48	.333	9-21	.429	10-15	.667	7-25	32	23	13	14	1	3	18-33	51
(--/rv) SDSU	A	22-55	.400	3-16	.188	18-22	.818	7-25	32	17	8	10	0	9	19-46	65
at Boise State	3/9	22-55	.400	5-19	.263	20-24	.833	8-27	35	17	10	11	2	6	31-38	69
(--/rv) SDSU	N, MW-QF	21-45	.467	6-17	.353	25-31	.806	5-32	37	21	13	19	4	9	33-40	73
vs. Boise State	3/13	22-63	.349	6-19	.316	17-24	.708	12-22	34	25	10	12	0	10	26-41	67
(--/rv) SDSU	N, MWC-SF	20-64	.313	5-21	.238	5-8	.625	12-21	33	15	10	4	2	7	20-30	50
vs. (15/14) New Mexico	3/15	21-51	.412	7-19	.368	11-16	.688	9-32	41	12	15	10	5	1	29-31	60
SDSU	N, NCAA-2R	24-56	.429	6-15	.400	16-17	.941	11-29	40	11	15	11	3	5	31-39	70
vs. Oklahoma	3/22	23-58	.397	5-21	.238	4-8	.500	8-21	29	20	10	9	2	6	33-22	55
SDSU	N, NCAA-3R	27-61	.443	8-23	.348	9-13	.692	14-20	34	11	16	17	6	10	34-47	81
vs. Fla. Gulf Coast	3/24	33-59	.559	7-18	.389	8-12	.667	9-22	31	13	21	13	5	13	35-36	71

Win/Loss Margin

	1	2	3	4	5	6	7	8	9	10	11	12	13	14	15	16	17	18	25	31	33	34	51	=<3	=<5	=<10	
Win	1		1			2	3		1			1	1	1	2	2	1	2	2	1	1	1			2	2	8
Loss	1	1	1	1		1	1			3			2												3	4	9

Efficiency Ratings

The National Basketball Association uses a formula to rank the most efficient players in the league. The formula is efficiency = (PTS + REB + AST + STL + BLK) - ((FGA - FGM) + (FTA - FTM) + TO). Below are San Diego State's efficiency ratings for the 2012-13 season.

SEASON EFFICIENCY POINTS		SEASON EFFICIENCY POINTS PER MINUTE		MW EFFICIENCY POINTS	
Jamaal Franklin	.659	LaBradford Franklin	.0750	Jamaal Franklin	.285
Chase Tapley	.434	Aaron Douglas	.0667	JJ O'Brien	.192
JJ O'Brien	.318	Jamaal Franklin	.0604	Chase Tapley	.163
DeShawn Stephens	.305	Skylar Spencer	.0428	DeShawn Stephens	.137
Xavier Thames	.248	Chase Tapley	.0427	Winston Shepard	.131
Skylar Spencer	.207	DeShawn Stephens	.0413	Skylar Spencer	.108
Winston Shepard	.181	TEAM AVERAGE	.0398	Xavier Thames	.072
James Rahon	.156	JJ O'Brien	.0346	James Rahon	.067
Dwayne Polee II	.080	Dwayne Polee II	.0327	Dwayne Polee II	.026
LaBradford Franklin	.015	Xavier Thames	.0288	Aaron Douglas	.002
Aaron Douglas	.006	Winston Shepard	.0288	James Johnson	.002
James Johnson	.004	James Rahon	.0214	Ryan Staten	.000
Jeremy Castleberry	.001	Jeremy Castleberry	.0167	Jeremy Castleberry	-.001
Ryan Staten	.001	Ryan Staten	.0125	Narbeh Ebrahimian	-.001
Narbeh Ebrahimian	.000	James Johnson	.0077	TEAM TOTAL	1,233
TEAM TOTAL	2,716	Narbeh Ebrahimian	.0000		

2012-13 STATISTICS ◀ REVIEW

AZTEC BASKETBALL MEDIA GUIDE

2012-13 Statistics



FOUR CONSECUTIVE NCAA TOURNAMENT APPEARANCES ► SEVEN-TIME MOUNTAIN WEST CHAMPIONS

Individual Game-By-Game (Points/Rebounds/Assists)

	0	2	3	4	5	11	12	13	20	21	22	23	25	32	33	40
Opponent	Skylar Spencer	Xavier Thames	LaBradford Franklin	Ryan Staten	Dwayne Polee II	James Rahon	James Johnson	Winston Shepard	JJ O'Brien	Jamaal Franklin	Chase Tapley	DeShawn Stephens	Narbeh Ebrahimiyan	Aaron Douglas	Jeremy Castleberry	Matt Shrigley
~vs. (9/9) Syracuse	0/0/0	3/3/3	DNP	DNP	0/2/0	9/0/0	DND	4/7/0	9/7/2	11/8/1	8/8/3	5/6/0	DNP	DNP	DNP	DND
SAN DIEGO CHRISTIAN	7/1/0	9/3/2	4/0/1	0/1/0	8/6/1	2/3/1	DND	SUSP	2/2/3	28/12/4	18/6/5	9/8/0	2/0/0	2/0/0	0/0/0	DND
at Missouri State	0/5/0	11/3/5	DNP	DNT	3/4/1	10/4/0	DNT	SUSP	6/8/0	22/12/2	6/2/0	2/5/0	DNP	DNT	DNT	DND
ARKANSAS-PINE BLUFF	12/5/0	6/2/4	5/2/1	0/0/0	6/2/0	4/2/3	DND	SUSP	2/2/3	15/12/4	15/4/0	11/10/0	0/0/1	3/0/0	DNP	DND
at USC	2/11/0	14/2/1	DNP	DNT	0/3/0	17/2/0	DNT	2/2/1	12/3/1	17/9/3	INJ	2/0/0	DNP	DNT	DNT	DND
#vs. (rv/24) UCLA	2/3/0	19/2/4	DNP	DNT	0/0/0	3/1/2	DNT	5/1/1	0/2/5	28/7/3	9/3/3	12/6/0	DNP	DNT	DNT	DND
TEXAS SOUTHERN	0/2/0	6/2/2	DNP	DNP	10/2/0	7/3/0	DND	2/1/1	2/2/3	18/15/4	16/3/5	13/5/0	DNP	DNP	DNP	DND
UC SANTA BARBARA	4/3/0	11/3/3	0/0/0	DNP	4/2/1	10/1/0	DND	4/1/4	12/4/1	14/4/5	23/3/3	2/3/0	DNP	DNP	DNP	DND
SAN DIEGO	3/6/1	8/3/3	DNP	DNP	3/0/0	6/2/0	DND	4/0/2	8/4/1	14/8/2	15/1/2	11/6/1	DNP	DNP	DNP	DND
POINT LOMANAZARENE	5/2/0	17/3/3	DND	DNP	3/1/0	9/2/1	6/0/1	3/6/4	6/9/4	INJ	15/3/3	8/4/0	2/0/0	0/0/0	2/1/0	DND
\$vs. San Francisco	0/1/0	10/1/3	DNT	DNT	0/5/1	5/0/2	2/0/0	5/3/2	4/2/0	11/7/5	33/5/1	10/8/0	DNP	DNT	DNT	DND
\$vs. Indiana State	2/5/1	12/1/3	DNT	DNT	0/1/0	3/0/0	0/0/0	2/0/0	8/3/0	19/15/3	13/2/2	3/3/0	DNP	DNT	DNT	DND
\$vs. (3/3) Arizona	6/2/0	11/3/1	DNT	DNT	2/0/0	2/2/0	0/0/0	5/5/3	10/5/1	9/8/6	19/3/2	3/4/1	DNP	DNT	DNT	DND
CSU BAKERSFIELD	4/3/0	6/1/2	DND	DNP	5/4/0	2/2/1	2/0/0	11/4/3	5/1/0	18/12/4	14/5/2	5/5/1	0/0/0	DNT	DNT	DND
*at Fresno State	4/1/0	INJ	DNT	DNT	2/2/0	16/2/0	DNP	4/7/7	2/2/1	20/18/5	4/0/3	13/5/0	DNP	DNT	DNT	DND
*(-rv) COLORADO STATE	0/3/1	14/1/2	DND	DNP	DNP	8/1/1	0/0/0	4/2/1	9/10/3	23/7/2	19/5/3	2/5/1	DNP	DNP	DNP	DND
*(rv/23) UNLV	4/3/0	0/2/0	DND	DNP	DNP	1/1/1	DNP	18/5/5	8/4/0	27/7/0	16/2/1	1/4/0	DNP	DNP	DNP	DND
*at (rv/rv) Wyoming	4/3/0	INJ	DNT	DNT	0/3/0	0/1/0	0/0/0	10/6/0	2/4/0	13/4/3	9/3/1	7/7/0	0/0/0	DNT	DNT	DND
*at Nevada	6/2/0	8/1/1	DNT	DNT	0/0/0	8/5/0	2/0/0	2/5/0	12/3/2	14/7/5	17/3/4	2/5/0	DNP	DNT	DNT	DND
*(15/17) NEW MEXICO	4/3/0	5/2/1	DND	DNP	0/0/0	6/4/0	0/0/0	5/3/1	12/10/2	10/7/3	8/2/2	5/6/0	DNP	DNP	DNP	DND
*at Air Force	2/2/0	INJ	DNT	DNT	0/1/0	14/0/1	DNP	4/5/4	10/7/1	25/10/6	2/1/6	10/8/1	DNP	DNT	DNT	DND
*BOISE STATE	2/3/0	INJ	DND	DNP	DNP	16/5/0	DNP	5/6/2	10/5/1	14/8/3	12/2/5	4/3/0	DNP	DNP	DNP	DND
*FRESNO STATE	6/6/0	5/4/3	DND	2/0/0	8/1/0	14/0/1	1/1/0	10/3/2	4/3/0	14/11/1	9/4/6	2/5/1	0/0/0	0/0/0	0/0/0	DND
*at (24/24) Colorado State	0/3/0	12/4/1	DNT	DNT	DNP	5/0/2	0/0/0	2/3/0	12/5/2	11/7/1	16/3/1	2/4/0	DNP	DNT	DNT	DND
*at (rv/rv) UNLV	2/3/0	7/1/1	DNT	DNT	2/2/0	0/0/0	DNP	7/5/1	15/11/2	11/3/2	22/6/1	4/4/0	DNP	DNT	DNT	DND
*WYOMING	8/6/1	0/2/2	DND	0/0/0	16/5/0	INJ	1/1/0	12/2/3	10/4/2	20/7/2	0/2/7	9/3/0	0/0/0	3/0/0	DND	DND
*NEVADA	0/2/2	10/2/2	DND	DNP	0/2/0	INJ	DNP	14/2/3	14/6/7	23/12/5	17/3/2	10/1/1	DNP	DNP	DNP	DND
*at (14/14) New Mexico	0/0/0	8/2/1	DNT	DNT	0/1/0	5/2/1	DNP	6/2/3	10/9/0	16/9/1	7/1/1	8/7/0	DNP	DNT	DNT	DND
*AIR FORCE	0/2/0	11/4/2	DND	DNP	DNP	5/4/0	DNP	5/4/0	12/6/0	12/14/4	10/2/4	3/7/0	0/0/0	0/0/0	0/0/0	DND
*at Boise State	2/2/0	18/3/2	DNT	DNT	0/0/0	2/0/0	DNP	2/3/1	4/1/1	15/13/2	17/4/2	5/3/0	DNP	DNT	DNT	DND
vs. Boise State	4/2/0	18/6/5	DNT	DNT	DNP	0/0/1	DNP	7/7/0	6/3/0	19/8/4	17/6/3	2/2/0	DNP	DNT	DNT	DND
vs. (15/14) New Mexico	0/2/0	14/6/0	DNT	DNT	0/0/0	7/2/1	0/0/0	3/2/1	0/0/0	8/12/5	14/2/3	4/5/0	DNP	DNT	DND	DND
^vs. Oklahoma	2/0/0	5/6/4	DNT	DNT	DNP	17/2/0	DNP	2/2/0	6/4/3	21/8/5	10/3/2	7/11/1	DNP	DNT	DNT	DND
^vs. Florida Gulf Coast	0/4/0	8/3/6	DNT	DNT	DNP	12/3/1	DNP	2/3/3	2/1/0	20/11/4	17/3/2	10/5/0	DNP	DNT	DND	DND

Bold and red indicates players started. CD – Did Not Play–Coach’s Decision. DND - Did Not Dress. DNT - Did Not Travel. INJ – Did Not Play-Injured. SUSP - Suspension. ~ - Northrop Grumman Presents Battle on the Midway (USS Midway; San Diego, Calif.). # - John R. Wooden Classic (Honda Center; Anaheim, Calif.). \$ - Hawaiian Airlines Diamond Head Classic (Stan Sheriff Center; Honolulu, Hawaii). * - Mountain West game. ` - Indicates the 2013 Reese's Mountain West Men's Basketball Championship (Thomas & Mack Center; Las Vegas, Nev.). ^ - NCAA Second-, Third-Round Games (Philadelphia, Pa.).

Starting Lineups

F	F	C	G	G	W-L	Record As SDSU Starter	Season	Career*
O'Brien	J. Franklin	Stephens	Tapley	Thames	14-7	Jamaal Franklin	22-11	39-16
O'Brien	J. Franklin	Stephens	Rahon	Thames	2-0	LaBradford Franklin		1-0
O'Brien	Tapley	Stephens	Rahon	Thames	1-0	JJ O'Brien	22-11	22-11
O'Brien	J. Franklin	Stephens	Tapley	Shepard	1-1	James Rahon	8-3	36-11
O'Brien	J. Franklin	Stephens	Tapley	Rahon	4-3	Winston Shepard	1-1	1-1
Rahon	J. Franklin	Stephens	Tapley	Thames	1-0	DeShawn Stephens	23-11	26-11
						Chase Tapley	21-11	87-27
						Xavier Thames	18-7	40-15

* Aztec career

2012-13 Statistics



FOUR CONSECUTIVE NCAA TOURNAMENT APPEARANCES ► SEVEN-TIME MOUNTAIN WEST CHAMPIONS

Individual Superlatives

Category	San Diego State	Opponent
Points Scored	33 - Chase Tapley vs. San Francisco (12-22-12)	33 - Malik Story vs. Nevada (2-23-13)
Field Goals	13 - Chase Tapley vs. San Francisco (12-22-12)	12 - Malik Story vs. Nevada (2-23-13)
Field Goals Attempted	21 - Jamaal Franklin vs. UNLV (1-16-13)	22 - Derrick Marks vs. Boise State (3-13-13)/Malik Story vs. Nevada (2-23-13)
Highest FG Percentage (min. 5 made)	100.0 (5-5) - DeShawn Stephens vs. Nevada/vs. San Diego	83.3 (5-6) Sellers vs. UW/Birch at UNLV/Buckner vs. Boise State
Highest FG Percentage (min. 10 made)	68.4 (13-19) - Chase Tapley vs. San Francisco (12-22-12)	54.5 (12-22) Malik Story vs. Nevada (2-23-13)
3-Point Field Goals Made	6 - Chase Tapley vs. San Francisco/UC Santa Barbara	7 - Malik Story vs. Nevada/Kyle Boswell vs. UC Santa Barbara
3-Point Field Goals Attempted	12 - Jamaal Franlin vs. Colorado State (1-12-13)	13 - Malik Story vs. Nevada (2-23-13)
3-Point Field Goal Percentage (min. 4 made)	83.3 (5-6) - Xavier Thames vs. UCLA (12-1-12)	75.0 (4-5) - Bennett at UNLV (2-16-13)/Thompson vs. Boise State (2-6-13)
3-Point Field Goal Percentage (min. 5 made)	83.3 (5-6) - Xavier Thames vs. UCLA (12-1-12)	70.0 (7-10) - Kyle Boswell vs. UC Santa Barbara (12-6-12)
Free Throws	11 - Jamaal Franklin at Air Force (2-2-13)	9 - Derrick Marks at Boise State (3-9-13)
Free Throws Attempted	12 - J. Franklin at Air Force/Shepard vs. UNLV/J. Franklin vs. Syracuse	12 - Colton Iverson vs. Colorado State/Solomon Hill vs. Arizona
Free Throw Percentage (min. 7 made)	100.0 (9-9) - Jamaal Franklin vs. CSU Bakersfield (1-2-13)	66.7 (8-12) - Colton Iverson vs. Colorado State (1-12-13)
Free Throw Percentage (min. 10 made)	91.7 (11-12) - Jamaal Franklin at Air Force (2-2-13)	NA
Offensive Rebounds	7 - O'Brien vs. New Mexico (1-26-13)/Stephens vs. SD Christian	6 - Pierce Hornung vs. Colorado State/Dewayne Dedmon at USC
Defensive Rebounds	14 - Jamaal Franlin at Fresno State/vs. Indiana State/vs. Texas Southern	11 - Leonard Washington at Wyoming (1-19-13)
Total Rebounds	18 - Jamaal Franklin at Fresno State (1-9-13)	14 - Leonard Washington at Wyoming/Pierce Hornung vs. CSU
Assists	7 - O'Brien vs. Nev./Tapley vs. UW/Shepard at FSU	14 - Brett Comer vs. Florida Gulf Coast (3-24-13)
Blocked Shots	4 - Spencer vs. Nevada/Wyo./Boise St./PLNU	6 - Raymond Penn vs. Texas Southern (12-3-12)
Steals	5 - J. Franklin at UNLV (2-16-13)/Thames vs. Syracuse (11-11-12)	5 - Thompson vs. FGCU/Washington vs. UW/Carter-Williams vs. Syracuse
Minutes Played	43 - Jamaal Franklin vs. Colorado State (1-12-13)	42 - Wes Eikmeier vs. Colorado State (1-12-13)

Team Superlatives

SDSU High	SDSU Low	Category	Opponent High	Opponent Low
91 vs. San Diego Christian (11-13-12)	45 at Wyoming (1-19-13)	Points Scored	82 vs. UNLV (1-16-13)	34 vs. New Meico (1-26-13)
32 vs. Nevada/vs. USF/SD Christian	17 at Wyoming (1-19-13) / vs. Syracuse	Field Goals	33 vs. Florida Gulf Coast / vs. UNLV	11 vs. New Meico (1-26-13)
72 at UNLV (2-16-13)	44 vs. Wyoming (2-19-13)	Field Goals Attempted	75 vs. Colorado State (1-12-13)	42 at Wyoming (1-19-13)
68.2 vs. Wyoming (2-19-13)	27.0 vs. Syracuse (11-11-12)	FG Percentage	55.9 vs. Florida Gulf Coast (3-24-13)	25.0 vs. New Mexico (1-26-13)
13 vs. Colorado State (1-12-13)	1 vs. Syracuse (11-11-12)	3-Point Field Goals Made	12 vs. Nevada/at Air Force/vs. UCSB	0 vs. Arkansas-Pine Bluff (11-21-12)
29 vs. Colorado State (1-12-13)	10 vs. Texas Southern (12-3-12)	3-Point Field Goals Attempted	30 at Air Force (2-2-13)	4 vs. Syracuse (11-11-12)
64.7 vs. UC Santa Barbara (12-6-12)	5.6 vs. Syracuse (11-11-12)	3-Point Field Goal Percentage	50.0 vs. Nev. (2-23-13)/vs. PLNU (12-18-12)	0.0 vs. Arkansas-Pine Bluff (11-21-12)
27 vs. CSU Bakersfield (1-2-13)	5 vs. New Mexico (3-15-13)	Free Throws Made	24 at New Mexico (2-27-13)	4 vs. Oklahoma / UCSB
41 vs. CSU Bakersfield (1-2-13)	8 vs. New Mexico (3-15-13)	Free Throws Attempted	32 at New Mexico (2-27-13)	4 vs. UC Santa Barbara (12-6-12)
94.1 vs. Oklahoma (3-22-13)	42.4 vs. Syracuse (11-11-12)	Free Throw Percentage	100.0 vs. UC Santa Barbara (12-6-12)	41.2 vs. Arkansas-Pine Bluff (11-21-12)
21 at Missouri State (11-17-12)	4 vs. Wyoming (2-19-13)	Offensive Rebounds	19 vs. Colorado State (1-12-13)	3 vs. San Francisco (12-22-12)
35 vs. Arkansas-Pine Bluff (11-21-12)	16 vs. UC Santa Barbara (12-6-12)	Defensive Rebounds	35 vs. Colorado State / vs. Syracuse	12 vs. Wyoming (2-19-13)
52 at Missouri State (11-17-12)	25 vs. UC Santa Barbara (12-6-12)	Total Rebounds	54 vs. Colorado State (1-12-13)	16 vs. Wyoming (2-19-13)
23 at UNM (2-27-13)/at Wyoming (1-19-13)	8 vs. San Diego Christian (11-13-12)	Fouls	28 vs. CSU Bakersfield (1-2-13)	9 vs. Wyoming (2-19-13)
1 - five times	0 - 28 times	Fouled Out	3 vs. CSUB/UC Santa Barbara	0 - many times
22 vs. Nevada (2-23-13)	4 at Wyoming (1-19-13)	Assists	21 vs. Florida Gulf Coast (3-24-13)	7 vs. San Francisco (12-22-12)
19 vs. Boise State (3-13-13)	4 vs. New Mexico (3-15-13)	Turnovers	24 vs. San Diego Christian (11-13-12)	5 at Fresno State (1-9-13)
10 vs. San Diego Christian (11-13-12)	0 at Boise State (3-9-13)/vs. USF(12-22-12)	Blocked Shots	10 at UNLV (2-16-13)/vs. Syracuse (11-11-12)	0 - three times
15 vs. San Diego Christian (11-13-12)	2 vs. Texas Southern (12-3-12)	Steals	13 vs. Florida Gulf Coast (3-24-13)	1 vs. UNM/at UNM/vs. UNLV/vs. UA
50, 2nd vs. Fresno State (2-9-13)	9, 1st at Wyoming (1-19-13)	Points/Half	48, 1st vs. UNLV (1-16-13)	13, 1st vs. Wyoming (2-19-13)
68.2, 1st & 2nd vs. Wyoming (2-19-13)	16.7, 1st at Wyoming (1-19-13)	FG Percentage/Half	60.0, 2nd at New Mexico (2-27-13)	16.7, 1st vs. Wyoming (2-19-13)
6 vs. Nevada (2-23-13)	1 at UNM (2-27-13)/vs. Syracuse (11-11-12)	Double-Figure Scorers	5 vs. Florida Gulf Coast (3-24-13)	1 - six times
+19 vs. Wyoming (2-19-13)	-16 vs. Colorado State (1-12-13)	Rebound Margin	+16 vs. Colorado State (1-12-13)	-19 vs. Wyoming (2-19-13)
+25 vs. San Diego Christian (11-13-12)	-14 vs. Syracuse (11-11-12)	Halftime Scoring Margin	+14 vs. Syracuse (11-11-12)	-25 vs. San Diego Christian (11-13-12)

2012-13 Statistics



FOUR CONSECUTIVE NCAA TOURNAMENT APPEARANCES ► SEVEN-TIME MOUNTAIN WEST CHAMPIONS

Game-By-Game Biggest Leads/Time In Lead

Date	Opponent	SDSU Result	SDSU Big Opp Big			SDSU in Opp in			Tied	Paint SD Opp	Off TOs SD Opp	2nd Ch. SD Opp	Bench SD Opp
			Lead	Lead	Ties	LC	Lead	Lead					
Nov. 11	~vs. (9/9) Syracuse	L 49-62	2	17	1	1	0:19	37:39	2:02	30 44	16 10	8 10	13 8
Nov. 13	SAN DIEGO CHRISTIAN	W 91-57	40	0	0	0	! 39:49	0:00	0:11	50 20	19 11	23 11	25 23
Nov. 17	at Missouri State	W 60-44	18	6	3	1	! 25:24	11:59	2:37	18 20	6 12	11 10	13 3
Nov. 21	ARKANSAS-PINE BLUFF	W 79-43	36	0	1	0	! 38:50	0:00	1:10	30 28	10 2	12 4	30 16
Nov. 25	at USC	W 66-60	19	2	2	10	35:23	3:19	1:18	20 26	9 12	8 16	4 20
Dec. 1	#vs. (rv/24) UCLA	W 78-69	12	4	4	11	28:31	8:33	2:56	28 20	14 18	7 4	16 10
Dec. 3	TEXAS SOUTHERN	W 74-62	18	0	0	0	! 39:43	0:00	0:00	30 28	11 13	4 3	19 22
Dec. 6	UC SANTA BARBARA	W 84-70	27	1	0	2	! 39:20	0:19	0:21	30 26	25 10	7 16	22 31
Dec. 15	SAN DIEGO	W 72-56	22	2	3	10	! 34:20	2:30	3:10	40 30	21 10	14 7	16 9
Dec. 18	POINT LOMA NAZARENE	W 76-49	27	0	0	0	! 38:54	0:00	0:16	42 18	20 10	10 2	17 0
Dec. 22	\$vs. San Francisco	W 80-58	23	7	1	2	! 33:57	4:55	1:08	36 20	17 16	2 6	12 12
Dec. 23	\$vs. Indiana State	W 62-55	7	4	5	6	31:11	6:10	2:39	30 24	18 12	9 7	7 6
Dec. 25	\$vs. (3/3) Arizona	L 67-68	8	7	11	10	12:32	22:08	5:20	36 26	8 20	9 16	15 18
Jan. 2	CSU BAKERSFIELD	W 72-57	24	0	0	0	! 39:45	0:00	0:15	34 26	14 16	9 12	12 24
Jan. 9	*at Fresno State	W 65-62	10	2	4	6	34:32	0:54	4:34	34 26	9 17	14 10	22 12
Jan. 12	*(-rv) COLORADO STATE	W-ot 79-72	18	2	4	5	! 40:38	1:15	3:07	16 36	10 14	14 23	12 15
Jan. 16	*(rv/23) UNLV	L 75-82	3	10	5	9	4:17	34:04	1:39	48 40	10 18	12 11	23 23
Jan. 19	*at (rv/rv) Wyoming	L 45-58	0	14	0	0	0:00	38:07	1:53	28 20	9 9	12 6	4 5
Jan. 23	*at Nevada	W 78-57	21	1	2	6	35:54	1:03	3:03	28 20	16 13	12 9	25 10
Jan. 26	*(15/17) NEW MEXICO	W 55-34	21	0	0	0	! 39:29	0:00	0:31	32 8	13 13	11 2	14 4
Feb. 2	*at Air Force	L 67-70	5	12	7	8	6:28	30:45	2:47	38 20	9 13	16 6	6 23
Feb. 6	*BOISE STATE	W 63-62	17	3	4	2	32:51	4:47	2:22	28 22	8 18	12 9	7 15
Feb. 9	*FRESNO STATE	W 75-53	29	2	1	1	! 36:49	0:22	2:49	34 14	12 12	13 12	32 32
Feb. 13	*at (24/24) Colorado State	L 60-66	6	6	11	15	19:05	11:45	9:10	22 34	11 9	9 20	14 11
Feb. 16	*at (rv/rv) UNLV	L 70-72	11	10	4	9	21:41	14:21	3:58	34 28	19 20	14 17	20 18
Feb. 19	*WYOMING	W 79-51	31	1	3	2	! 38:10	0:28	1:22	36 16	7 9	2 3	40 20
Feb. 23	*NEVADA	W 88-75	22	4	3	3	! 36:36	2:22	1:02	32 22	17 18	4 5	14 12
Feb. 27	*at (14/14) New Mexico	L 60-70	2	15	5	6	1:58	34:03	3:59	26 22	11 12	17 4	13 4
March 6	*AIR FORCE	W 58-51	14	1	3	2	! 35:59	2:14	1:47	22 12	10 12	13 0	17 14
March 9	*at Boise State	L 65-69	0	16	0	0	0:00	38:43	1:17	24 24	12 13	9 2	6 14
March 13	^vs. [5] Boise State (MWC-QF)	W 73-67	13	1	2	2	! 39:12	0:00	0:48	18 32	14 15	3 16	11 16
March 15	^vs. [1] (15/14) UNM (MWC-SF)	L 50-60	0	21	2	0	0:00	38:13	1:47	22 24	17 5	9 16	10 2
March 22	^vs. [10] Oklahoma (NCAA-2R)	W 70-55	15	9	4	7	18:39	17:51	3:30	26 30	11 16	11 10	21 14
March 24	^vs. Fla. Gulf Coast (NCAA-3R)	L 71-81	6	19	10	9	12:50	20:12	6:58	30 44	12 22	13 9	14 11

CAPS denotes home games. ~ - Northrop Grumman Presents Battle on the Midway (USS Midway; San Diego, Calif.). # - John R. Wooden Classic (Honda Center; Anaheim, Calif.). \$ - Hawaiian Airlines Diamond Head Classic (Stan Sheriff Center; Honolulu, Hawaii). * - Mountain West Game. ` - Indicates the 2013 Reese's Mountain West Men's Basketball Championship (Thomas & Mack Center; Las Vegas, Nev.). ^ - NCAA Second (2R)- Third-Round Games (3R) (Philadelphia, Pa.). c - Indicates capacity crowd. Number in parentheses to the left of team name indicates opponent national ranking at game time. Number to the left of team name in brackets indicates opponent seed. ! - Next to time indicates SDSU did not trail in the second half.

LEADS AND DEFICITS	SEASON	MOUNTAIN WEST GAME
SDSU Biggest Halftime Lead	25 vs. San Diego Christian (11-13-12)	24 vs. Wyoming (2-19-13)
SDSU Biggest Halftime Lead Lost	18 vs. Colorado State (1-12-13)	18 vs. Colorado State (1-12-13)
SDSU Biggest Halftime Lead Lost in a Loss	6 at UNLV (2-16-13)	6 at UNLV (2-16-13)
SDSU Biggest Halftime Deficit	14 vs. Syracuse (11-11-12)	12 at Boise State (3-9-13)
SDSU Biggest Halftime Deficit Overcome	6 vs. UNLV (1-16-13)	6 vs. UNLV (1-16-13)
SDSU Biggest Halftime Deficit Overcome for Victory	2 vs. Oklahoma (3-22-13)	N/A
SDSU Biggest Lead	40 vs. San Diego Christian (11-13-12)	31 vs. Wyoming (2-19-13)
SDSU Biggest Lead Lost	19 at USC (11-25-12)	18 vs. Colorado State (1-12-13)
SDSU Biggest Lead Lost in a Loss	11 at UNLV (2-16-13)	11 at UNLV (2-16-13)
SDSU Biggest Deficit	21 vs. New Mexico (3-15-13)	21 vs. New Mexico (3-15-13)
SDSU Biggest Deficit Overcome	12 at Air Force (2-2-13)	12 at Air Force (2-2-13)
SDSU Biggest Deficit Overcome in a Victory	9 vs. Oklahoma (3-22-13)	4 vs. Nevada (2-23-13)

REVIEW ► 2012-13 STATISTICS AZTEC BASKETBALL MEDIA GUIDE

2012-13 Statistics



FOUR CONSECUTIVE NCAA TOURNAMENT APPEARANCES ► SEVEN-TIME MOUNTAIN WEST CHAMPIONS

2012-13 STATISTICS ◀ REVIEW

Miscellaneous Statistics

SEASON	Team Leader -----			Games With -----					Double-Doubles	
	Points	Rebounds	Assists	10+ Pts	20+Pts	30+Pts	10+Rebs	10+Ass.	Point/Reb.	Point/Ast.
Jeremy Castleberry										
Aaron Douglas										
Narbeh Ebrahimian										
Jamaal Franklin	22	26	16	31	11		14		13	
LaBradford Franklin										
JJ O'Brien	2	5	6	13			3		2	
Dwayne Polee II				2						
James Rahon	3		1	9						
Winston Shepard			4	6						
Skylar Spencer		1		1			1			
Ryan Staten										
DeShawn Stephens		3		9						
Chase Tapley	9	1	10	23	3	1				
Xavier Thames	3		8	15						

CAREER	Team Leader -----			Games With -----					Double-Doubles	
	Points	Rebounds	Assists	10+ Pts	20+Pts	30+Pts	10+Rebs	10+Ass.	Point/Reb.	Point/Ast.
Jeremy Castleberry										
Aaron Douglas										
Nabeth Ebrahimian										
Jamaal Franklin	39	43	22	61	20	3	27		26	
LaBradford Franklin			3	3						
JJ O'Brien	2	5	6	19			5		4	
Dwayne Polee II				7						
James Rahon	6	1	2	51	6					
Winston Shepard			4	6						
Skylar Spencer		1		1			1			
Ryan Staten										
DeShawn Stephens	1	11		13						
Chase Tapley	29	5	30	80	13	1	1		1	
Xavier Thames	6	3	29	32	3		1	1	1	1

DUNKS	SEASON	GM. HIGH
DeShawn Stephens	24	4
Jamaal Franklin	18	2
Skylar Spencer	15	2
JJ O'Brien	7	2
Winston Shepard	3	1
James Johnson	2	2
Chase Tapley	2	1
Dwayne Polee II	1	1
TOTAL	72	7

TOP SCORING PERFORMANCES

- 33, Chase Tapley vs. San Francisco (12-22-12)
- 28, Jamaal Franklin vs. UCLA (12-1-12)
- 28, Jamaal Franklin vs. San Diego Christian (11-14-12)
- 27, Jamaal Franklin vs. UNLV* (1-16-13)
- 25, Jamaal Franklin at Air Force* (2-2-13)
- 23, Jamaal Franklin vs. Nevada* (2-23-13)
- 23, Jamaal Franklin vs. Colorado State* (1-12-13)
- 23, Chase Tapley vs. UC Santa Barbara (12-6-12)
- 22, Chase Tapley at UNLV* (2-16-13)
- 22, Jamaal Franklin at Missouri State (11-17-12)
- 21, Jamaal Franklin vs. Oklahoma (3-22-13)
- 20, Jamaal Franklin vs. Florida Gulf Coast (3-24-13)
- 20, Jamaal Franklin vs. Wyoming* (2-19-13)
- 20, Jamaal Franklin at Fresno State (1-9-13)

TOP REBOUNDING PERFORMANCES

- 18, Jamaal Franklin at Fresno State* (1-9-13)
- 15, Jamaal Franklin vs. Indiana State (11-23-12)

- 15, Jamaal Franklin vs. Texas Southern (12-3-12)
- 14, Jamaal Franklin vs. Air Force* (3-6-13)
- 13, Jamaal Franklin at Boise State* (3-9-13)
- 12, Jamaal Franklin vs. New Mexico^ (3-15-13)
- 12, Jamaal Franklin vs. Nevada* (2-23-13)
- 12, Jamaal Franklin vs. CSU Bakersfield (1-2-13)
- 12, Jamaal Franklin vs. Arkansas-Pine Bluff (11-21-12)
- 12, Jamaal Franklin at Missouri State (11-17-12)
- 12, Jamaal Franklin vs. San Diego Christian (11-14-12)

TOP ASSIST PERFORMANCES

- 7, JJ O'Brien vs. Nevada* (2-23-13)
- 7, Chase Tapley vs. Wyoming* (2-19-13)
- 7, Winston Shepard at Fresno State* (1-9-13)
- 6, Xavier Thames vs. Florida Gulf Coast (3-24-13)
- 6, Chase Tapley vs. Fresno State* (2-9-13)
- 6, Jamaal Franklin at Air Force* (2-2-13)
- 6, Chase Tapley at Air Force* (2-2-13)
- 6, Jamaal Franklin vs. Arizona (12-25-12)

TOP 3-POINT FG PERFORMANCES

- 6, Chase Tapley vs. San Francisco (12-22-12)
- 6, Chase Tapley vs. UC Santa Barbara (12-6-12)
- 5, Jamaal Franklin vs. Nevada* (2-23-13)
- 5, Jamaal Franklin vs. Colorado State* (1-12-13)
- 5, Xavier Thames vs. UCLA (12-1-12)
- 5, Chase Tapley vs. Arkansas-Pine Bluff (11-21-12)

TOP STEALS

- 5, Jamaal Franklin at UNLV* (2-16-13)

- 5, Xavier Thames vs. Syracuse (11-11-12)
- 4, Jamaal Franklin vs. Florida Gulf Coast (3-24-13)
- 4, Xavier Thames vs. Indiana State (11-23-12)
- 4, JJ O'Brien vs. San Diego (12-15-12)

GAMES MISSED

- Xavier Thames 4
- Winston Shepard 3
- James Rahon 2
- Jamaal Franklin 1
- Chase Tapley 1
- TOTAL** **11**

* - conference game. ^ - conference tournament game.

AZTEC BASKETBALL MEDIA GUIDE

2012-13 Statistics



FOUR CONSECUTIVE NCAA TOURNAMENT APPEARANCES ► SEVEN-TIME MOUNTAIN WEST CHAMPIONS

Miscellaneous Statistics

San Diego State's Record When...

Category	2012-13 Season	Fisher Era	SDSU Streak	Note
Home	14-1	171-51	Won 6	SDSU is 64-5 in its last 69 home games; Aztecs are 59-1 in last 60 home games vs. unranked teams
Away	4-6	75-99	Lost 5	SDSU is 25-11 in its last 36 road games; Aztecs are 28-6 in last 34 road games vs. non-top 25 teams
Neutral	5-4	35-21	Lost 1	Aztecs have won 15 of the last 22 games at neutral sites
Scoring First	17-5		Lost 1	SDSU is 49-12 in its last 61 games in which it has scored first
Opponent Scores First	6-6		Won 1	SDSU is 34-10 in its last 44 games in which the opponent has scored first
Leading at Half	22-2	214-42	Lost 1	SDSU is 34-2 in its last 36 games when ahead at halftime. Losses during that time: at UNLV (2-16-13), vs. FGCU (3-24-13)
Trailing at Half	1-7	53-124	Won 1	SDSU is 15-15 since the beginning of the 2010-11 season when trailing at halftime
Tied at Half	0-2	14-5	Lost 2	SDSU is 5-2 in last seven games that have been tied at half
Leading with 5:00 Left	22-0		Won 92	SDSU is 80-0 in this category since the beginning of the 2010-11 campaign
Trailing with 5:00 Left	1-9		Lost 5	SDSU is 2-12 in its last 14 when trailing with 5:00 left; Last wins: vs. Wyoming (2-22-12) and vs. Boise State (2-6-13)
Tied with 5:00 Left	0-2		Lost 4	Creighton (11-30-11), at Air Force (2-18-12), vs. Arizona (12-25-12), at CSU (2-13-13) are games that were tied w/5 mins. to play
In Overtime	1-0	16-13	Won 6	SDSU is 15-1 in its last 16 overtime games. Last loss: at No. 15/23 New Mexico (2-6-10)
SDSU Outrebounds Opp.	18-5	205-70	Lost 1	SDSU is 62-10 in its last 72 games when outrebounding. Last loss: vs. Florida Gulf Coast (3-24-13)
SDSU is Outrebounded	5-6	70-96	Lost 4	SDSU is 19-11 in its last 30 games when outrebounded.
Opp. Commits More TOs	10-7	162-57	Lost 2	SDSU is 41-10 in its last 51 when committing fewer turnovers. Last loss: vs. No. 15/14 New Mexico (3-15-13)
SDSU Commits More TOs	11-4	102-102	Lost 1	SDSU is 34-10 in its last 44 games when committing more turnovers
SDSU More FT Attempts	20-4	204-59	Lost 1	SDSU is 59-9 in its last 68 games in the category. Last loss: vs. Florida Gulf Coast (3-24-13)
Opp. More FT Attempts	3-7	68-109	Lost 3	SDSU is 21-13 in its last 34 games in this category; Last win: vs. Nevada (2-23-13)
SDSU Shoots Better than Opp.	22-1	230-35	Won 12	SDSU is 81-2 in last 83 when outshooting the opponent. Losses during that stretch: at No. 14/16 UNLV (2-11-12), vs. No. 3/3 Ariz.
Opp. Shoots Better than SDSU	1-9	46-133	Lost 8	SDSU is 10-19 since the beginning of the 2010-11 season when the opponent has a higher FG pct.
SDSU Shoots 50% or Better	10-0	109-14	Won 38	SDSU has won 38 straight games when shooting 50 percent or better from the field
SDSU Shoots 40-50%	10-3	137-75	Lost 1	SDSU is 38-7 in its last 45 and 14-2 in last 16 in this category. Losses during stretch: at AFA (2-2-13), vs. FGCU (3-24-13)
SDSU Shoots 40% or Less	3-8	35-82	Lost 2	SDSU is 12-15 in last 27 games when shooting less than 40 percent.
Opp. Shoots 50% or Better	0-2	20-55	Lost 4	SDSU has allowed just four teams in the last 85 games to shoot 50 percent from the field
Opp. Shoots 40-50%	4-6	118-98	Lost 2	Last loss: vs. No. 15/14 New Mexico (3-15-13)
Opp. Shoots 40% or Less	19-3	143-18	Won 2	SDSU is 54-5 in last 59 games when the opponent shoots less than 40 pct. Last loss: at Boise State (3-9-13)
SDSU Bench Outscores Opp.	14-5	144-68	Lost 1	SDSU is 46-8 in this category since the beginning of the 2010-11 season; Aztecs are 14-4 in last 18 games
Opp. Bench Outscores SDSU	7-5	130-94	Won 1	SDSU is 34-12 in this category since the beginning of the 2010-11 season
SDSU Scores Less Than 60	2-3	24-56	Lost 1	SDSU is 10-6 in its last 16 games when scoring less than 60 points; Last win: vs. Air Force (3-6-13)
SDSU Scores Between 60-69	5-5	76-73	Lost 3	SDSU is 22-12 in its last 34 games when scoring between 60-69 points. Last loss: at Boise State (3-9-13)
SDSU Scores Between 70-79	12-3	103-24	Lost 1	The Aztecs are 44-3 in its last 47 games when scoring between 70-79 points. Last loss: vs. FGCU (3-24-13)
SDSU Scores Between 80-89	3-0	62-16	Won 7	SDSU is 14-2 in its last 16 games when scoring between 80-89 points
SDSU Scores Between 90-99	1-0	15-2	Won 10	The Aztecs have won 10 straight games and are 17-2 under Steve Fisher in this category
SDSU Scores 100+		1-0	Won 24	The Aztecs have won 24 straight games when reaching triple digits
Opp. Scores Less Than 60	14-1	132-12	Won 6	SDSU is 59-2 in the category in last 61 games; Those losses: at Air Force (2-18-12), at Wyoming (1-19-13)
Opp. Scores Between 60-69	6-5	89-43	Lost 1	SDSU is 21-7 in the category since the start of 2010-11. Last loss: vs. No. 15/14 New Mexico (3-15-13)
Opp. Scores Between 70-79	3-3	55-61	Lost 1	SDSU is 12-9 in its last 21 games when allowing between 70-79 points
Opp. Scores Between 80-89	0-2	4-38	Lost 9	SDSU is 0-4 since the beginning of the 2010-11 season in this category.
Opp. Scores Between 90-99		1-14	Won 1	SDSU snapped a 24-game losing streak in the category by winning at TCU (3-3-12)
Opp. Scores 100+		0-3	Lost 9	
Wearing Black	3-6		Lost 5	SDSU is 17-10 in its last 27 games in the black uniforms; Last worn: vs. No. 15/14 New Mexico (3-15-13)
Wearing Red	2-2		Lost 2	Aztecs are 9-3 in their last 12 when wearing red since the start of 2010-11; Last worn: at UNLV (2-16-13)
Wearing White	15-1		Lost 1	SDSU is 54-7 in white uniforms since the beginning of the 2010-11 season
Wearing Camouflage	0-1	0-1	Lost 1	SDSU lost to No. 9/9 Syracuse (11-11-12)
Wearing Pewter Gray	3-1	3-1	Won 2	Uniforms made their debut vs. San Diego (12-15-12); also worn against UNLV (1-16-13), Fresno State (2-9-13), Boise State (3-13-13)
On Monday	1-0		Won 5	Aztecs are 4-0 on Monday since the beginning of 2010-11
On Tuesday	3-1		Won 1	SDSU is 15-2 in its last 17 games played on Tuesday. Last loss: vs. No. 3/3 Arizona (12-25-12)
On Wednesday	7-3		Won 2	SDSU is 21-6 in its last 27 games played on Wednesday
On Thursday	1-0		Won 4	Aztecs played just eight Thursday games since the start of the 2010-11 season
On Friday	1-1		Won 1	SDSU is 12-2 in its last 14 games played on the day
On Saturday	8-4		Lost 1	SDSU is 30-9 in its last 39 games played on Saturday
On Sunday	2-2		Lost 1	The Aztecs have played only seven Sunday games since the beginning of the 2010-11 campaign (5-2)
In November	4-1		Won 4	SDSU is 17-3 in November since the beginning of the 2010-11 campaign
In December	7-1		Lost 1	The Aztecs are 24-1 in their last 25 games played in December. Last loss: vs. No. 3/3 Arizona (12-25-12)
In January	5-2		Won 2	SDSU is 18-4 in last 22 January games
In February	4-4		Lost 1	SDSU is 7-4 in its last 11 games played during the month
In March	3-3		Lost 1	The Aztecs are 24-9 in their last 33 March games

Departed Letterwinners



FOUR CONSECUTIVE NCAA TOURNAMENT APPEARANCES ► SEVEN-TIME MOUNTAIN WEST CHAMPIONS



Jamaal Franklin

Jersey No. 21
Guard, Ht. 6-5, Wt. 205
High School: Westwind Prep International (Phoenix, Ariz.)
Birthdate: July 21, 1991
SDSU Letters (3): 2010-11, 2011-12, 2012-13

One of the most versatile players to ever wear an SDSU uniform... Worked tirelessly to improve his game and succeeded as he became one of the best players in the nation.

At San Diego State

Played three seasons at SDSU... Saw action in 87 games and made 55 starts... Helped the Aztecs set the school record for wins (34 in 2011)... Guided SDSU to three straight NCAA appearances (2011, 2012, 2013)... Scored in double figures 61 times and grabbed 10 or more rebounds 27 times... Had 26 double-doubles... Led the team in scoring 38 times, rebounding 43 times and assists 21 times... Was the 11th Aztec to have 1,000 points and 500 rebounds in a career... SDSU Division I career rankings: ninth in free-throw percentage, 11th in rebounds, 13th in points, 13th in three-point field goals, 16th in blocked shots.

As A Junior (2012-13 Season)

MW Rankings: 1st in defensive rebounds, 2nd in rebounding, 2nd in steals, 3rd in scoring, 4th in free-throw percentage, 7th in assists, 7th in blocked shots, 7th in assist-to-turnover ratio, 7th in field-goal percentage, 7th in minutes played

NCAA Rankings: 24th in double-doubles, 28th in rebounding, 89th in scoring, 160th in steals, 182nd in free-throw percentage, 245th in field-goal percentage

Associated Press honorable mention All-American... He became the first two-time All-American at SDSU since Michael Cage in 1983-84, and the first for Steve Fisher at San Diego State... Named a first-team all-MW performer for the second straight year... Earned NABC all-district first-team accolades for the second season in a row... Named preseason MW Player of the Year... Advanced to the midseason top 25 for the Wooden Award and top 30 for the Naismith... Played and started 33 games... Team leader in scoring (17.0), rebounding (9.5), assists (3.3) and steals (1.6)... Was the only Div. I player to lead his team in scoring, rebounding, assists and steals average... Scored in double figures 31 times and scored at least 20 points 11 times... Had double-digit rebounding totals 14 times... Recorded 13 double-doubles... Led the team in scoring 22 games,

rebounding 25 times and assists 16 times... Started a career-long 55 straight games to end his career... Became the only Div. I player in '12-13 with at least 20 points, 18 rebounds, five assists and three blocks in a game with his effort at Fresno State (1-9-13)... Went for a game-high 22 points and 12 boards, while adding a career-high three blocks at Missouri State (11-17-12)... Scored a game-high 17 points, including six in the final 2:18, pulled down nine rebounds, and had a team-high three assists at USC (11-25-12)... Scored a season-high 28 points, grabbed a team-high seven boards and added three assists and two steals vs. UCLA (12-1-12)... Posted game-high figures of 19 points and season-high 15 rebounds vs. Indiana State (12-23-12)... Exploded for a game-high 20 points, career-high 18 rebounds, five assists and a career-high three blocks at Fresno State (1-9-13)... Connected on a career-high five three-pointers before finishing with 23 points in a career-high 43 minutes vs. CSU (1-12-13)... Scored a game-high 27 points vs. No. rv/23 UNLV (1-16-13)... Poured in a game-high 25 points, 10 rebounds and a career-high six assists at Air Force (2-2-13)... Scored 20 points on an efficient 6-for-7 shooting vs. Wyoming (2-19-13)... Posted his fifth 20-10 double-double of the season with 23 points and a game-high 12 rebounds, added five assists vs. Nevada (2-23-13)... Recorded a team-high 21 points, eight rebounds, a game-high five assists and a game-high two steals vs. Oklahoma (3-22-13) in the second round of the NCAA tournament... Went for a team-high 20 points, game-high 11 boards, four assists and team-best four steals in the third round of the NCAA tournament vs. Florida Gulf Coast (3-24-13).

As A Sophomore (2011-12 Season)

MW Rankings: 1st in scoring, 3rd in defensive rebounds, 4th in rebounding, 4th in free-throw percentage, 6th in field-goal percentage, 9th in offensive rebounds, 10th in blocked shots

NCAA Rankings: 59th in scoring, 100th in rebounding, 142nd in free-throw percentage, 175th in field-goal percentage

Associated Press honorable mention All-American... Named Mountain West Player of the Year to become the second

Aztec player to earn the honor (Brandon Heath, 2006)... Was the first sophomore to win the award since Utah's Andrew Bogut was named the league's player of the year in 2005... No Aztec in any conference had ever earned league player of the year honors as a sophomore... Was also an MW first-team selection, USBWA all-District IX choice, NABC all-District 17 pick, *Basketball Times* all-District selection, MW all-tournament team honoree and *CBSsports.com's* Most Improved Player... Played in 32 games and made 22 starts... Led the team in scoring (17.4) and rebounding (7.9), while also averaging 1.5 assists and shooting 80.0 percent from the free-throw line... Finished the season ranked second nationally in scoring and rebounding improvement from 2010-11 to 2011-12... His 14.49-point improvement ranked second to Eastern Kentucky's Jaron Jones (+14.52) as did his 6.04-rebounding improvement (Meyers Leonard, Illinois, +6.96)... Finished the season by scoring in double-figures in 21 consecutive games... Also surpassed the double-figure scoring plateau in 29 contests... Led the league in scoring and was fourth in rebounding, making him one of two players in the MW to rank in the top five in both categories... Finished the conference campaign as the scoring champion and was third in rebounding, making him the only player in the MW to rank in the top three in both categories... His 12 double-doubles were tied for the eighth-most in school history (Aerick Sanders, 12 in 2004), and were the second most among sophomores in school history (Kawhi Leonard, 23 in 2011)... Logged 31 points, six rebounds and three steals in 27 minutes off the bench vs. UC Davis (11-13-11)... Hit the game-winning layup with 0.3 seconds left vs. No. 12 UNLV (1-14-12) and finished with a team-high 24 points and 10 rebounds... Had a game-high 24 points and a team-best 10 rebounds at Colorado State (1-28-12)... Tallied a game-high 24 points (9-10 FT) and 11 rebounds vs. TCU (2-4-12)... Had 31 points and set a career high with 16 rebounds vs. CSU (2-25-12); he also connected on a career-best 14 free throws (14-for-15)... Scored a career-high 35 points, including a career-high 14 off free throws, grabbed 13 rebounds and dished a career-high five assists in a personal-best 42 minutes at TCU (3-3-12)... Hit the game-winning three-pointer as time expired vs. Boise State in the MW quarterfinals (3-8-12); He finished with 19 points, a team-high five rebounds and three assists... Posted 16 points and 10 rebounds vs. New Mexico (3-10-12) in the finals of the MW tournament... Went off for a game-high 23 points, after knocking down a career-high four three-pointers, and a team-best eight rebounds

vs. North Carolina State (3-16-12) in the second round of the NCAA Tournament.

As A Freshman (2010-11 Season)

Saw action in 22 games, including 13 of the final 16 games of the campaign... Averaged 2.9 points and 1.9 rebounds in 8.1 minutes... In nine Mountain West games, he averaged 3.3 points and 2.7 rebounds in 9.0 minutes... Played 11 or more minutes seven times... Shot 50.0 percent from the floor (24-for-48) and made 62.9 percent of his two-point attempts (17-for-27)... Had one double-double... Played a career-high 20 minutes vs. Cal Poly (12-13-10) and corralled six rebounds and blocked a career-best two shots... In 17 minutes vs. Utah (2-8-11), he produced his first career double-double with 13 points and 10 rebounds. He also had a career-high two assists vs. the Utes... In 11 minutes off the bench vs. Utah (3-10-11) in the MWC tournament quarterfinals, he knocked down a career-high three three-pointers en route to nine points and added a career-high two steals... Had another productive day off the bench at UNLV (3-11-11) with seven points in eight minutes in the semifinals of the MWC Championship.

High School

Attended Westwind Prep International High in Phoenix, Ariz... Averaged 18.5 points, 6.3 rebounds, 2.5 steals, 2.3 assists and 1.1 blocks in 2009-10, according to *MaxPreps.com*... Prior to Westwind Prep, played at Serrano High in Phelan, Calif., where he led his team in scoring, rebounding, steals and blocked shots in his final two seasons... Was a three-time all-league choice and a two-time all-CIF selection... Led California in scoring en route to all-state accolades in 2008-09... That year, he averaged 31.7 points, 15.4 rebounds, 3.5 steals and 4.9 blocks, while leading Serrano to the playoffs... At least four times in 2008-09, he scored 40 or more points... As a junior in 2007-08, he led the Diamondbacks to a 25-5 record and an 8-0 league mark... He averaged 22.9 points, 8.2 rebounds, 3.1 steals and 2.0 blocks... In 2006-07, he led the team in blocks (1.1) and helped Serrano to the league title and a 25-4 record... His *ESPN.com* grade was a 90 and rated as the 24th-best shooting guard in the class of 2009 coming out of Serrano... Also competed in football and track and field... Received interest from Ohio State, Connecticut, Baylor, USC, UCLA, Iowa State, Oregon, Oregon State and Long Beach State.

Personal

Full name is Jamaal Franklin... Born July 21, 1991, in Moreno Valley, Calif... Son of Felicia Price... Worked toward his social science degree at San Diego State.

► Career Statistics																			
Year	G-GS	Min.-Avg.	FG-FGA	Pct.	3P-3PA	Pct.	FT-FTA	Pct.	OR	DR	Reb	Avg.	PF-D	AT	TO	BS	ST	Pts	Avg.
2010-11	22-0	178-8.1	24-48	.500	7-21	.333	9-17	.529	15	26	41	1.9	18-0	10	14	5	4	64	2.9
2011-12	32-22	968-30.3	173-400	.433	51-157	.325	160-200	.800	57	195	252	7.9	81-0	47	95	20	31	557	17.4
2012-13	33-33	1091-33.1	169-409	.413	42-150	.280	180-229	.786	56	256	312	9.5	85-1	109	112	26	53	560	17.0
Totals	87-55	2237-25.7	366-857	.427	100-328	.305	349-446	.783	128	477	605	7.0	184-1	166	221	51	88	1181	13.6

AZTEC BASKETBALL MEDIA GUIDE DEPARTED LETTERWINNERS ◀ REVIEW

Departed Letterwinners



FOUR CONSECUTIVE NCAA TOURNAMENT APPEARANCES ► SEVEN-TIME MOUNTAIN WEST CHAMPIONS



James Rahon

Jersey No. 11
Guard, Ht. 6-5, Wt. 205
High School: Torrey Pines High (San Diego, Calif.)
Previous School: Santa Clara Univ. (Santa Clara, Calif.)
Birthdate: Sept. 6, 1989
SDSU Letters (3): 2010-11, 2011-12, 2012-13

A local product, who returned to his hometown and played out his final three seasons of eligibility... Became one of SDSU's best on-ball defenders... A three-point threat any time he was on the floor... Consummate team guy, who started nearly 50 percent of his games played.

At San Diego State

Played three seasons at SDSU, appearing in 100 games with 47 starts... Helped the Aztecs set the school record for wins (34 in 2011)... Guided SDSU to three straight NCAA appearances (2011, 2012, 2013)... Recorded 33 double-figure scoring games... Led the Aztecs in scoring six times... San Diego State was 30-3 during his final three seasons when he connected on multiple three-point field goal attempts... Knocked down multiple three-point field goals in 52 career games and 33 times as an Aztec... Had one turnover or less in 88 of his final 99 games... SDSU Division I career rankings: eighth in three-point field goals, 15th in three-point field-goal percentage.

As A Senior (2012-13 Season)

Played in 32 games and started 11 times... Averaged 7.0 points and 2.0 rebounds in 22.8 minutes... Scored in double figures nine times... Led the team in scoring three times and in assists once... Had one turnover or less 26 times... Played turnover-free ball 23 times... Ranked 17th nationally in fewest turnovers per 40 minutes at 0.8... Knocked down multiple three-pointers 11 times... Came off the bench played a productive 16 minutes vs. No. 9/9 Syracuse and finished with nine points... Scored 10 points and grabbed four boards at Missouri State (11-17-12)... Was nearly perfect from the field at USC (11-25-12), going 6-for-7 from the floor, including 3-for-3 from behind the arc, and made both of his free-throw attempts to finish with a game-high 17 points... Knocked down a season-high six field goals, including a season-high four threes, en route to 16 points at Fresno State (1-9-13)... Reached the 1,000-career-point plateau at Fresno (1-9-13)... Started at Nevada (1-23-13) and responded with eight points, a season-high five rebounds and zero turnovers...

Started at Air Force (2-2-13) and finished with 14 points on a season-high six field goals... Established season highs in field goals (6), three-pointers (4), rebounds (5), steals (2) and minutes played (39), while scoring 16 points vs. Boise State (2-6-13)... Made 6-of-10 field-goal attempts en route to a game-high 14 points vs. Fresno State (2-9-13)... Scored in double figures three consecutive times for the first time as an Aztec (at AF, vs. Boise, vs. Fresno) and first time since Jan. 29, 2009-Feb. 5, 2009... Scored 17 points, on a season-high six field goals, in 19 minutes off the bench in the second round of the NCAA tournament vs. Oklahoma (3-22-13)... Added 12 points and a season-high two steals in the third round of the NCAA tournament vs. Florida Gulf Coast (3-24-13).

As A Junior (2011-12 Season)

Saw action in 31 games and received the starting nod 30 times... Ranked third on the team in scoring after averaging 8.9 points... Also averaged 2.4 rebounds and knocked down 40 three-pointers, which was the third most on the squad... Averaged a career-best 31.7 minutes per game... Scored in double figures 13 times and led the team in scoring, rebounding and assists one time apiece... Made multiple three-point baskets eight different times, with SDSU posting an 8-0 record in those games... Committed one turnover or less 25 times... Had multiple assists in a game five times... A left foot injury suffered in the exhibition season forced him to miss the first three games of the season... Went for 10 points and a career-high seven rebounds in his first game of the season at No. 11/12 Baylor (11-15-11)... Produced his first 20-point game of his Aztec career when he scored 20 on a career-high eight field goals vs. Long Beach State (11-19-11)... Scored 13 points and made a season-high four free throws at No. 23/23 Arizona (11-23-11)... Scored 11 points on a season-high four free throws, and added two assists and one steal vs. No. rv/22 Creighton (11-30-11)... Knocked down a career-high five three-point field goals en route to a game-high 19 points and five rebounds vs. UC Riverside (12-19-11)... Dished out a season-high three assists and finished

with seven points vs. Elon (12-22-11)... Scored 10 points vs. Redlands (12-30-11)... Had a season-high three assists vs. Chicago State (1-10-12)... Scored an Aztec career-high 22 points on 8-of-14 shooting and connected on three three-point field goals for a second straight game vs. UNLV (1-14-12)... Had a season-high two steals at Wyoming (1-24-12)... Scored 16 points, grabbed five rebounds, and added a season-high four assists and two steals vs. TCU (2-4-12)... Scored 11 points vs. New Mexico (2-15-12)... Knocked down four three-pointers en route to 14 points vs. Colorado State (2-25-12)... Scored 12 points at TCU (3-3-12)... Posted 15 points against Colorado State in the MW semifinal round game (3-9-12), which included a 6-for-7 performance inside the arc... Played 34 minutes and finished with 11 points vs. North Carolina State (3-16-12) in the second round of the NCAA tournament.

As A Sophomore (2010-11 Season)

Played in all 37 games, while starting six times... Averaged 7.0 points and 1.6 rebounds in 21.6 minutes... Shot a career-high 42.7 percent from the field and 43.4 percent from beyond the arc... His six starts were the most of the non-starters on the team... Scored in double figures 11 times and led the team in the category twice... Nailed multiple three-point baskets 14 times... Committed one turnover or less 36 times, including the final 15 games of the season... At one point in the season, he made at least one three-point in a career-high 16 straight games... In his final 17 games, he went 23-for-52 from three-point distance (44.2 percent)... Knocked down three consecutive three-pointers in the second half at Long Beach State (11-13-10) to help SDSU pull away. He finished with 14 points and a season-high four rebounds off the bench (4-7 3FG) in his Aztec debut vs. the 49ers... Went 5-for-6 from the field at No. 11/12 Gonzaga (11-16-10) and knocked down both three-pointers to finish with 12 points... Finished with 15 points at Miami (Ohio) (11-22-10)... Scored 15 points off the bench, including 11 in the first half, in just 17 minutes of action at California (12-8-10). Connected on 3-of-4 from beyond the arc with all three coming in the first half vs. the Golden Bears... Started for the first time of his Aztec career vs. Cal Poly (12-13-10) in place of an ill Chase Tapley and finished with 14 points and three rebounds in a season-high 37 minutes... Hit a career-high tying five three-point field goals and finished with a season-high 15 points vs. Occidental (12-31-10)... Knocked down 4-of-8 three-pointers and finished with 14 points and a season-high three assists vs. Wyoming (1-29-11)... Matched his

season high with 15 points at Colorado State (2-2-11)... Scored 12 points (2-4 3FG) and had three rebounds in a starting role at UNLV (2-12-11)... Knocked down 2-of-3 three-point field goals and finished with 10 points and a season-high three assists vs. No. 7 Brigham Young (2-26-11)... Broke a five-game double-figure scoring drought with 12 points (2-3 3FG) vs. Northern Colorado (3-17-11) in the second round of the NCAA tournament... Played 15 minutes vs. Temple in the third round of the NCAA tournament (3-19-11) and 18 minutes vs. No. 9/8 Connecticut in the West Region semifinals (3-24-11), and scored three points in each game.

As A Redshirt (2009-10 Season)

Sat out after transferring from Santa Clara prior to 2009-10... Practiced with the team the entire season.

As A Freshman at Santa Clara (2008-09 Season)

Played in 32 of 33 games, while making 17 starts... Started 15 of the last 16 games in which he played... SCU finished at 16-17 and 8-6 in the WCC... Averaged 11.3 points... Shot a team-best 40.7 percent from three... Scored in double figures 18 times and had four 20-point games... Broke the old SCU freshman record for threes (59)... Scored 21 vs. San Francisco (1-23-09)... Followed it with a career-high 25 against Houston Baptist (1-25-09) and LMU (1-29-09)... Scored 20 in the WCC semifinals vs. Gonzaga (3-8-09)... Had a career-high five rebounds vs. Portland (2-28-09)... Had a personal-best five assists vs. USF (1-23-09) and HBU (1-25-09)... Made multiple threes 19 times, including five vs. HBU and LMU (1-29-09).

High School

Played at Torrey Pines High... Averaged 26.2 points, 4.0 rebounds, 3 assists and 1.5 steals... Led team to the semifinals of the CIF San Diego Section Div. I playoffs... Scored 30 points seven times during his senior year, including 41 points vs. Horizon High... First-team all-league as a sophomore, while earning Palomar League player of the year honors as a junior and senior... Was also a first-team all-section choice during his final two seasons.

Personal

Full name is James Alexander Rahon... Born on Sept. 6, 1989, in Long Beach, Calif... Son of John and Emelie Rahon... Father played football at Long Beach State... Has three siblings - Joseph, Kayla and Kelsey... Studied psychology at San Diego State.

► Career Statistics

Year	G-GS	Min-Avg.	FG-FGA	Pct.	3P-3PA	Pct.	FT-FTA	Pct.	OR	DR	Reb	Avg.	PF-D	AT	TO	BS	ST	Pts	Avg.
2008-09*	32-17	863-27.0	118-287	.411	59-145	.407	66-85	.776	14	41	55	1.7	44-0	42	43	0	16	361	11.3
2010-11	37-6	800-21.6	90-211	.427	53-122	.434	27-39	.692	15	43	58	1.6	54-1	30	18	1	15	260	7.0
2011-12	31-30	982-31.7	105-259	.405	40-125	.320	25-42	.595	17	68	85	2.7	60-1	24	26	0	14	275	8.9
2012-13	32-11	730-22.8	88-234	.376	36-121	.298	13-19	.684	12	44	56	1.8	54-0	20	15	2	20	225	7.0
Totals	132-64	3375-25.6	401-991	.405	188-513	.366	131-185	.708	58	196	254	1.9	212-2	116	102	3	65	1121	8.5

* Santa Clara Univ.

Departed Letterwinners



FOUR CONSECUTIVE NCAA TOURNAMENT APPEARANCES ► SEVEN-TIME MOUNTAIN WEST CHAMPIONS



DeShawn Stephens

Jersey No. 23
Forward, Ht. 6-8, Wt. 225
High School: Chatsworth High (Chatsworth, Calif.)
Previous School: Santa Monica College (Santa Monica, Calif.)
Birthdate: Oct. 9, 1989
SDSU Letters (2): 2011-12, 2012-13

Played a huge role in the Aztecs' success in his two short seasons on Montezuma Mesa... An athletic forward who shot 60 percent from the field for his career... Invaluable locker room guy and college graduate.

At San Diego State

Played in all 68 games of his career and started his final 34 games... Helped SDSU to the NCAA tournament in both of his seasons... Was a part of 49 San Diego State victories... Shot 50.0 percent or better from the floor 50 times in his career... Scored in double figures 13 times.

As A Senior (2012-13 Season)

MW Rankings: 8th in offensive rebounds, 15th in rebounding

Played in all 34 games and starting each one of them... Averaged 6.1 points and 5.1 rebounds, which was the second-highest total on the team... Shot a team-best 59.3 percent from the field... Was the only Aztec to start every game... Scored in double figures nine times and reached the double-figure rebounding plateau twice... Led the Aztecs in rebounding three times... Was 25 for his last 34 from the field (73.5 percent) in his final eight games... Had one double-double... Started vs. No. 9/9 Syracuse and finished with five points and six rebounds... Set a career high with two steals vs. San Diego Christian (11-13-12)... Compiled his first career double-double with 11 points and a career-high 10 rebounds vs. Arkansas-Pine Bluff (11-21-12)... Scored the first two points of the game at USC (11-25-12), but suffered a hip pointer that limited him to just five minutes... Racked up 12 points and a career-high two steals vs. UCLA (12-1-12), while grabbing six rebounds... Scored a season-high 13 points on a season-high six baskets and grabbed five boards vs. Texas Southern (12-3-12)... Made all five of his field-goal attempts before finishing with 11 points, six rebounds, one blocked shot and a season-best one assist vs. San Diego (12-15-12)... Contributed 10 points and eight rebounds in the win over San Francisco (12-22-12)... Connected on six of nine field-goal attempts while finishing with a season-high 13 points, five rebounds and a career-high two steals in a season-high 29 minutes at Fresno State (1-9-13)...

Played a season-high 29 minutes vs. Colorado State (1-12-13)... Scored seven points and grabbed a team-high seven rebounds at Wyoming (1-19-13)... Blocked a season-high two shots and collected five rebounds at Nevada (1-23-13)... Pulled down six rebounds in 20 minutes vs. No. 15/17 New Mexico (1-26-13)... Scored 10 points and grabbed eight rebounds, five of which were offensive, at Air Force (2-2-13)... Was 4-for-4 from the floor en route to nine points in 16 minutes vs. Wyoming (2-19-13)... Made all five field-goal attempts to register 10 points vs. Nevada (2-23-13)... Scored eight points on 4-of-5 shooting and grabbed seven rebounds at No. 14/14 New Mexico (2-27-13)... For the second straight game, he pulled down seven rebounds (six offensive), this time vs. Air Force (3-6-13)... Had five rebounds in the MW semifinals vs. No. 15/14 New Mexico (3-15-13)... Pulled down a career-high 11 rebounds, including 10 in the second half, vs. Oklahoma in the second round of the NCAA tournament (3-22-13)... Made all four field-goal attempts and both free-throw attempts to finish with 10 points, five rebounds and a season-high two blocked shots vs. Florida Gulf Coast (3-24-13) in the third round of the NCAA tournament.

As A Junior (2011-12 Season)

Was one of three players to have seen action in all 34 games... Earned the starting nod in three consecutive games, which were also the final three of the non-conference season... Averaged 5.2 points on 60.8 percent shooting, and 4.9 rebounds, which was the second-highest average on the team... Played an average of 18.7 minutes... Scored in double figures four times and grabbed eight or more rebounds 10 times... Collected a career-high nine rebounds eight different times... Shot 50.0 percent or better from the field 26 times... Led the team in scoring once and in rebounding eight times... Started the season by hitting just eight of his first 28 free-throw attempts, but finished by making 12 of his last 18... Produced nine points and six rebounds in 25 season-opening minutes vs. Bryant (11-11-11)... Reached double figures in scoring for the first time with 11 points, while adding nine rebounds vs. Southern Utah (11-12-11)... Matched his

career high with a game-high nine rebounds and added a career- and game-high two blocks vs. USC (11-17-11)... Had a career-high two assists vs. Long Beach State (11-19-11)... Matched his career high for the third time with nine rebounds and added a career-high two assists vs. No. rv/22 Creighton (11-30-11)... Nearly had a double-double with a then-career-high 16 points on 7-of-8 shooting and a career-high nine rebounds in a personal-record 32 minutes at San Diego (12-7-11)... Matched his career high with nine rebounds and added eight points vs. Elon (12-22-11)... Earned his first career start vs. Redlands (12-30-11) and contributed six points and a career-high nine rebounds... Scored a career-high 18 points after making a personal-best six free throws and grabbed a game-high eight rebounds vs. San Diego Christian (1-5-12)... Connected on all four free-throw attempts marking the first time he finished 100 percent from the line in his career; he had six points and four rebounds vs. Air Force (1-21-12)... Came off the bench and made 6-of-8 field goals en route to 13 points, while grabbing six rebounds vs. TCU (2-4-12)... Went for eight points and a game-high seven rebounds in 18 minutes vs. Wyoming (2-22-12)... Tied a career-high with nine rebounds in the season-finale conference championship clinching victory at TCU (3-3-12)... In the game at TCU, there were 10 total rebounds grabbed in overtime and Stephens had five of them... Pulled down a career-high nine boards vs. Colorado State (3-9-12) in the semifinals of the MW Championship... Grabbed eight rebounds vs. New Mexico (3-10-12) in the MW title game... Scored five points vs. N.C. State (3-16-12) in the second round of the NCAA Tournament.

As A Sophomore at Santa Monica College (2010-11 Season)

Averaged 12.0 points and 8.6 rebounds in 28 games in his second season at Santa Monica College... Led the Corsairs to a 20-8 record and the Western State Conference championship... Was a Western State-South Division Conference first-team all-league selection... Shot an incredible 67.1 percent from the floor... Enjoyed career numbers in scoring, rebounding, assists (13), blocked shots (63), steals (31), field-goal percentage and three-point field-goal percentage (.286)... Grabbed nearly as many offensive rebounds (110) as he did defensive boards (130)... His season and career high was 25 points... Was the Corsairs team captain... Finished his SMC career by averaging 9.7 points on 64.1 percent shooting... He also averaged 8.0 rebounds.

As A Freshman at Santa Monica College (2009-10 Season)

Played in 27 games... Averaged 7.4 points on 59.2 percent shooting, 7.3 rebounds and 1.8 blocks... Finished his first season at SMC with a season-best scoring performance of 23 points... At the end of the season, he was recognized as one of the top-100 junior college players in the country.

High School

Attended Chatsworth High in Chatsworth, Calif.

Personal

Full name is DeShawn Stephens... Born Oct. 9, 1989, in Los Angeles, Calif... Son of Beverly Triggs... Has one sister, Erica Triggs... Studied social science at SDSU.

► Career Statistics

Year	G-GS	Min.-Avg.	FG-FGA	Pct.	3P-3PA	Pct.	FT-FTA	Pct.	OR	DR	Reb	Avg.	PF-D	AT	TO	BS	ST	Pts	Avg.
2011-12	34-3	637-18.7	76-125	.608	0-0	.000	25-63	.397	69	97	166	4.9	65-1	11	29	10	12	177	5.2
2012-13	34-34	738-21.7	86-145	.593	0-0	.000	34-67	.507	76	97	173	5.1	76-2	8	28	17	21	206	6.1
Totals	68-37	1375-20.2	162-270	.600	0-0	.000	59-130	.454	145	194	339	5.0	141-3	19	57	27	33	383	5.6

Departed Letterwinners



FOUR CONSECUTIVE NCAA TOURNAMENT APPEARANCES ► SEVEN-TIME MOUNTAIN WEST CHAMPIONS



Chase Tapley

Jersey No. 22
Guard, Ht. 6-3, Wt. 195
High School: Sacramento High (Sacramento, Calif.)
Birthdate: June 3, 1991
SDSU Letters (4): 2009-10, 2010-11, 2011-12, 2012-13

A four-year starter, who was unafraid of the moment... Is the second-winningest player in school history with 103 career wins... Is the only player to participate in four NCAA tournaments... Navigated SDSU through its most-successful period... Will go down as one of the greatest Aztecs.

At San Diego State

In four seasons, he played 134 games and made 114 starts... Led SDSU to the NCAA tournament every season (2010, 2011, 2012, 2013)... Guided San Diego State to its only three NCAA tournament wins... Helped the Aztecs set the school record for wins (34 in 2011)... Scored in double figures 80 times, 14 of which were of the 20-point variety... Led the team in scoring 29 times, rebounding four times and assists 29 times... SDSU Division I career rankings: third in three-point field goals, fourth in scoring, fourth in steals, fifth in three-point field-goal percentage, 11th assists, 15th in blocks.

As A Senior (2012-13 Season)

MW Rankings: 3rd in three-point field-goal percentage, 4th in steals, 5th in three-point field goals made, 9th in scoring, 10th in assists

NCAA Rankings: 166th in three-point field goals per game

Named to the all-Mountain West third-team, the NABC all-District 17 second team and Hawaiian Airlines Diamond Head Classic all-tournament squad... Played in 33 of 34 games, making 32 starts... Averaged 13.5 points, the second most on the team, and 3.2 rebounds... Also added 2.7 assists and 1.4 steals, both of which were the second-best averages on the team... Shot a team-best 37.6 percent from three-point distance and made an Aztec-high 70 threes... Scored in double figures 23 times and led the team in scoring on nine different occasions... Recorded three 20-point games... Led the team in assists 10 times... Connected on multiple threes 21 times and had multiple assists 25 times... Finished with a team-high-tying eight rebounds and three assists, and added eight points and three steals vs. No. 9/9 Syracuse (11-11-12)... Knocked in a season-high five three-pointers en route to a team-high 15 points vs. Arkansas-Pine Bluff (11-21-12)... Against Texas Southern (12-3-12), he recorded 16 points and a team-high five assists... Exploded for 23 points, including a season-high six three-pointers, vs. UC Santa Barbara (12-6-12)... Finished with 15 points vs. San Diego (12-15-12)... Made a career-best 13

field goals, including a season-high-tying six threes, en route to a career-best 33 points vs. San Francisco (12-22-12)... Scored a team-high 19 points in a season-best 35 minutes. vs. No. 3/3 Arizona (12-25-12)... Battled the flu, but started and delivered 19 points, a team-high three assists and team-best two steals vs. Colorado State (1-12-13). Had 12 points and two steals in the overtime period... Went for 16 points vs. No. 17/23 UNLV (1-16-13)... Led the team with 17 points and added four assists at Nevada (1-23-13)... Played a season-high 35 minutes with a sprained right wrist and dished out a season-high six assists at Air Force (2-2-13)... Drained a three-pointer for his first career game-winner with 2.8 seconds left vs. Boise State (2-6-13) and finished with 12 points, a team-high five assists and zero turnovers... Had a game-high six assists vs. Fresno State (2-9-13)... Finished with a game-high 16 points and three steals at No. 24/24 Colorado State (2-13-13)... Had at least five assists in three straight games (at AF, vs. Boise, vs. Fresno) for the first time in his career (17 assists, three turnovers)... Scored a game-high 22 points, pulled down six boards and had three steals at UNLV (2-16-13)... Finished with a season-high seven assists vs. Wyoming (2-19-13)... Hit a trio of threes to help him score 17 points vs. Nevada (2-23-13)... Posted 17 points (career-high six free-throws), two assists and two steals in a season-high 35 minutes at Boise State (3-9-13)... Had 17 points vs. Boise State (3-13-13) in the MW tournament quarterfinals. Also added a season-high four steals and pulled down six rebounds... Led the team with 14 points vs. No. 15/14 New Mexico (3-15-13) in the semifinals of the MW tournament... Scored 10 points vs. Oklahoma (3-22-13) in the second round of the NCAA tournament... Recorded 17 points, three rebounds, two assists and two steals vs. Florida Gulf Coast (3-24-13) in the third round of the NCAA tournament.

As A Junior (2011-12 Season)

MW Rankings: 1st in minutes played, 2nd in scoring, 2nd in three-point field-goal percentage, 3rd in three-point field goals made, 3rd in steals, 3rd in field-goal percentage, 16th in rebounding

NCAA Rankings: 85th in steals per game, 110th in three-point field goals per game, 133rd in field-goal percentage, 140th in points per game

Voted a second-team all-Mountain West performer, a NABC all-District 17 honoree and a MW all-tournament choice... Was a two-time Mountain West

Player of the Week... Started all 34 games... Averaged 15.8 points, 4.3 rebounds, 2.3 assists and 1.8 steals, while shooting 45.5 percent from the floor, 43.3 percent from behind the arc, and 72.3 percent from the charity stripe... His steals average was first on the team, while his scoring and assists averages ranked second... He set career highs in scoring, rebounding, assists, steals, blocks, field goals made, three-point field goals made, free throws made and minutes played... Scored in double figures 30 times and eclipsed the 20-point plateau nine times... Led the team in scoring 13 times, rebounding once and assists seven times... At one point, he made at least one three-pointer in a career-long 19 straight games and scored in double figures in a personal-best 18 consecutive games... Became SDSU's 27th 1,000-point scorer and the 10th during the Steve Fisher era... Also became the 20th player in school history with 200 career assists and the sixth player in school history to have played in 80-plus victories... Produced one of his finest games as he posted his first career double-double (game-high 20 points, game-high-tying 11 rebounds) and added six assists and three steals vs. Bryant (11-11-11)... Led the team in scoring with 16 points and finished with five steals vs. Southern Utah (11-12-11)... Went off for 23 points after connecting on four threes and added a career-high seven steals vs. UC Davis (11-13-11)... Connected on a Fisher-era-record-tying eight three-pointers to finish with a career-high 28 points, four rebounds and four steals at No. 11/12 Baylor (11-15-11)... Finished with a game-high 17 points and four assists at No. 23/23 Arizona (11-23-11)... Had a game-high 25 points on a career-high 10 field goals and a game-high three steals vs. No. 24/23 California (12-4-11)... Scored at least 20 points for the second consecutive game for the second time this season after he finished with a game-high 23 points, while also adding a career-high two blocks at San Diego (12-7-11)... Went 7-for-8 from the field and knocked down both three-point tries en route to 17 points vs. UC Riverside (12-19-11)... Scored 24 points vs. Chicago State (1-10-12) on a career-high 10 field goals, including three from behind the arc, and added four assists... Scored a game-high 22 points, including 16 in the final 14:42, at No. 14/16 UNLV (2-11-12)... Posted a team-high 17 points and grabbed nine rebounds at Air Force (2-18-12)... Went for 18 points, six rebounds and four assists in a career-high 43 minutes at TCU (3-3-12)... Scored a game-high 20 points and added a game-high four assists and a game-high four steals vs. Boise State in the MW quarterfinals (3-8-12)... Went for 17 points and a season-high tying six assists in the MW semifinal round game vs. Colorado State (3-9-12)... Exploded for 25 points after knocking down five three-pointers vs. New Mexico (3-10-12) in the MW title game... Registered 19 points, six rebounds and a team-best four assists vs. North Carolina State (3-16-12) in the sec-

ond round of the NCAA tournament.

As A Sophomore (2010-11 Season)

MW Rankings: 9th in steals

Played in 34 games, starting 31... Averaged a career-high 8.6 points, 2.4 rebounds and 1.3 steals... Also shot a personal-best 38.0 percent from beyond the arc and 82.8 percent from the free-throw line... Connected on a career-high 41 three-point field goals... Had more assists (64) than turnovers (45) for the second consecutive season... Finished the campaign by making 20 of his final 21 free-throw attempts... Ended the season by making at least one three-point field goal in 15 of his final 17 games and hit at least one three in a career-high nine straight games until the run was broken at Wyoming (3-1-11)... Reached double figures in scoring 14 times and led the team in the category four times... Led the team in assists on seven different occasions... Had three games (vs. Green Bay, vs. San Diego Christian, vs. Saint Mary's) where he went 6-for-9 from the field en route to 14 points... Played 30 minutes and finished with a career-best seven rebounds and three assists at California (12-8-10)... Dished out a season-high five assists and committed zero turnovers in a career-high 32 minutes vs. IUPUI (12-22-10)... Scored 15 points and added a team-high four assists and a game-high three steals vs. Occidental (12-31-10)... Opened MW action with 12 points and four assists at TCU (1-5-11)... Finished with 15 points and added five rebounds and three assists on the road at New Mexico (1-15-11)... Logged his first career 20-point game as he scored a career-best 24 points on 10-of-15 shooting, including 3-for-6 from behind the arc, in only 22 minutes vs. Wyoming (1-29-11)... Dished out a season-high five assists and had three steals vs. Utah (3-10-11) in the MW quarterfinals... Scored 14 points (5-10 FG; 2-4 3FG) vs. No. 8/8 BYU (3-12-11) in the MW championship game... Scored 14 points for the second straight game in the NCAA Tournament second-round game vs. Northern Colorado (3-17-11)... Hit a career-high four three-pointers en route to 12 points in a career-high 39 minutes vs. Temple (3-19-11) in the third round of the NCAA tournament... Finished with five points, three rebounds, two assists and a season-high one block vs. No. 9/8 Connecticut (3-24-11) in the NCAA West Region semifinals.

As A Freshman (2009-10 Season)

Averaged 7.6 points, 2.3 rebounds and 2.2 assists... Finished with an assist-to-turnover ratio of 1.85 and shot 50.0 percent from the field... He and South Carolina's Lakeem Jackson were the only two freshmen in NCAA Division I to average 7.0 points, have an assist-to-turnover ratio of 1.50 or better and shoot at least 50.0 percent from the field... SDSU Division I-era freshman season ranks: fourth in field-goal percentage (50.0); fifth in three-point field goals (35), three-point field-goal attempts (93) and three-point field-goal percentage (37.6); ninth in assists (72) and steals (37); 10th

Departed Letterwinners



FOUR CONSECUTIVE NCAA TOURNAMENT APPEARANCES ► SEVEN-TIME MOUNTAIN WEST CHAMPIONS

in assist average (2.2)... Performed better as the season progressed, averaging 9.0 points, 2.5 rebounds and 2.5 assists in MW action... Played in 33 games and earned his first career start against Northern Arizona (11-28-09)... Started 17 times, including 15 of the final 20 outings in which he played; did not start vs. Colorado State (3-3-10) to allow Kelvin Davis to start on Senior Night... Reached double figures in scoring 13 times... 24 games with one turnover or less... Had 50 assists, 28 steals and 27 turnovers over his final 20 games... Shot 50 percent or better from the field in 20 games, including 18 of the final 29 contests... Made at least one three-point field goal in 21 games... Enjoyed his top scoring performance of the season with his career-high 17 points on 7-of-10 shooting at Arizona State (12-19-09)... Scored 11 points in his first-ever game vs. UC San Diego (11-14-09)... Had a career-high 12 points on 5-of-6 shooting against Santa Clara (11-19-09)... Scored 11 points and dished a career-high five assists in his start vs. Northern Arizona (11-28-09)... Finished with 10 points, four assists and just one turnover in a career-high 26

minutes vs. Cal State Fullerton (12-9-09)... Blocked a career-high two shots vs. Arizona (12-12-09)... Started third career game vs. Pomona-Pitzer (12-31-09), dished out a career-high nine assists and had three steals... Matched his career high with 17 points and added four rebounds and three steals at Wyoming (1-9-10)... Finished with nine points and three steals, his fourth straight game with at least three steals, at UNLV (1-13-10)... Did not commit a turnover in 28 minutes at Utah (1-19-10)... Made a career-best three three-pointers and finished with 11 points, three assists and a career-high two blocks vs. BYU (1-23-10)... Scored 12 points at Colorado State (1-30-10), marking the first time in his career in which he reached double figures in two straight games... Finished with 11 points (career-high three three-pointers) at No. 15/23 New Mexico (2-6-10)... Finished with 14 points, while adding six assists and three steals vs. Wyoming (2-10-10)... Pulled down a career-high five rebounds and scored 11 points, his third straight double-figure outing, vs. No. 23/25 UNLV (2-13-10)... Had eight points and a game-high five

assists at TCU (2-16-10)... Knocked a career-high three three-pointers en route to 13 points, while also grabbing a team-high six rebounds at No. 13/11 Brigham Young (2-24-10)... Scored six points vs. Colorado State (3-3-10), but suffered a broken hand... Sat out at Air Force (broken left hand), but returned vs. Colorado State (3-11-10) in the MW quarters and knocked down six shots en route to a team-high 15 points... Hit three three-pointers vs. New Mexico (3-12-10) in the MW semifinals to finish with nine points... Contributed two points and two rebounds in the first round of the NCAA tournament vs. No. 15/14 Tennessee (3-18-10).

High School

Attended Sacramento High School and averaged 23.2 points while leading his team to the Northern California state finals and a 27-7 overall record during his senior year... He finished the season ranked 39th in scoring in the state, according to *MaxPreps.com*, and was the *NorCalPreps.com* Division III Player of the Year... Was also selected to the *CalHiSports.com* all-state second team

and the *NorCalPreps.com* first team... As a junior, he led Sacramento high to its first-ever CIF Division III state finals appearance in 2007-08 after helping the Dragons to their first CIF Northern California Regional Championship... In the state title game, he went for 35 points, nine rebounds and four steals en route to averaging 22.2 points, 4.8 assists and 4.6 steals for the season... He comes from a basketball family as his father played college basketball at Arkansas State.

Personal

Full name is Alexander Chase Buchanan-Tapley... Born June 3, 1991, in Sacramento, Calif... Son of Alice and Tommy Tapley... Father played basketball at Arkansas State... Studied social science at San Diego State.

► Career Statistics

Year	G-GS	Min.-Avg.	FG-FGA	Pct.	3P-3PA	Pct.	FT-FTA	Pct.	OR	DR	Reb	Avg.	PF-D	AT	TO	BS	ST	Pts	Avg.
2009-10	33-17	773-23.4	98-196	.500	35-93	.376	20-28	.714	21	55	76	2.3	50-0	72	39	13	37	251	7.6
2010-11	34-31	867-25.5	113-233	.485	41-108	.380	24-29	.828	21	61	82	2.4	45-0	64	45	8	44	291	8.6
2011-12	34-34	1157-34.0	200-440	.455	77-178	.433	60-83	.723	22	124	146	4.3	58-0	77	55	15	60	537	15.8
2012-13	33-32	1016-30.8	162-378	.429	70-186	.376	53-66	.803	10	95	105	3.2	55-0	90	43	18	46	447	13.5
Totals	134-114	3813-28.5	573-1247	.460	223-565	.395	157-206	.762	74	335	409	3.1	208-0	303	182	54	187	1526	11.4



Narbeh Ebrahimi

Jersey No. 25

Forward, Ht. 6-3, Wt. 200

High School: Crescenta Valley High (La Crescenta, Calif.)

Previous School: Glendale Community College (Glendale, Calif.)

Birthdate: Feb. 23, 1991

SDSU Letters (2): 2011-12, 2012-13

A walk-on, who made the squad prior to the start of the 2011-12 campaign... Was a member of the travel squad the entire 2012 Mountain West season and the 2012-13 slate... Was the ultimate team player... An outstanding student.

At San Diego State

Played 16 games in his two seasons at SDSU... Recorded 11 points and 10 rebounds in 76 minutes... Was a part of two NCAA tournament teams.

As A Senior (2012-13 Season)

Played eight games and averaged 0.5 points... Recorded an assist, while shooting 25.0 percent from the field... Saw his first action of the regular season vs. San Diego Christian (11-13-12) and finished

with two points (career-high two free throws) in three minutes... Equaled his season high with one assist in a season-high three minutes vs. Arkansas-Pine Bluff (11-21-12)... Matched his season high with two points vs. Point Loma Nazarene (12-18-12)... Saw his first Mountain West action at Wyoming (1-19-13)... Played a season-high three minutes vs. Fresno State (2-9-13)... Logged a season-high three minutes vs. Wyoming (2-19-13)... Attempted one shot on Senior Night vs. Air Force (3-6-13).

As A Junior (2011-12 Season)

Attended tryouts prior to the season and made the team as a walk-on... Played double-figure minutes three times... Scored in three games and had at

least one rebound in five of his eight games... Did not commit a turnover in 59 minutes of action... Practiced with the team before becoming eligible in December... Was part of the travel roster for the MW campaign and postseason... Suited up for the first time vs. California (12-4-11)... Was active for the game at San Diego (12-7-11), but did not play... Saw the floor for the first time vs. UC Riverside (12-19-11) and finished with one point and one rebound in five minutes... Played a then-career-high 11 minutes and picked up two assists and one steal vs. Elon (12-22-11)... Grabbed a career-high six rebounds, including a team-best four offensive rebounds, and added a then career-high two points and an assist in a career-high 23 minutes vs. Redlands (12-30-11)... Scored a career-high four points in 14 minutes vs. San Diego Christian (1-5-12)... Played two minutes and grabbed one rebound at Air Force (2-18-12)... Saw two minutes of action in the first half vs. Colorado State (2-25-12).

Junior College

Played two seasons (2009-10, 2010-11) at Glendale Community College in Glendale, Calif... Was an all-league first

team performer, team MVP and team captain for the Vaqueros... Was a scholar-athlete and made the Dean's List twice.

High School

Attended Crescenta Valley High School in La Crescenta, Calif... Earned three varsity letters... Earned all-Pacific League honors twice and was a team captain and MVP his senior season... Was a four-year scholar-athlete.

Personal

Full name is Narbeh Ebrahimi... Born Feb. 23, 1991, in Glendale, Calif... Son of Armi and Melineh Ebrahimi... Studied kinesiology at San Diego State.

► Career Statistics

Year	G-GS	Min.-Avg.	FG-FGA	Pct.	3P-3PA	Pct.	FT-FTA	Pct.	OR	DR	Reb	Avg.	PF-D	AT	TO	BS	ST	Pts	Avg.
2011-12	8-0	59-7.4	3-12	.250	0-5	.000	1-3	.333	4	6	10	1.3	9-0	3	0	0	2	7	0.9
2012-13	8-0	17-2.1	1-4	.250	0-0	.000	2-4	.500	0	0	0	0.0	1-0	1	0	0	0	4	0.5
Totals	16-0	76-4.8	4-16	.250	0-5	.000	3-7	.429	4	6	10	0.6	10-0	4	0	0	2	11	0.7

2012-13 Recaps

FOUR CONSECUTIVE NCAA TOURNAMENT APPEARANCES ▶ SEVEN-TIME MOUNTAIN WEST CHAMPIONS



Game 1

No. 9/9 Syracuse 62
No. 20/20 San Diego State 49
Nov. 11, 2012 ♦ San Diego, Calif.
USS Midway ♦ Att.: 5,119

SAN DIEGO - In the only match-up between two nationally ranked teams during college basketball's season-opening weekend, No. 9/9 Syracuse defeated No. 20/20 San Diego State, 62-49, on the USS Midway.

Weather was a factor in the Battle on the Midway as the sun was bright and the wind swift, and the stats back it up. The Orange shot 44.6 percent from the field, 25.0 percent from behind the arc and 57.9 percent from the charity stripe. The Aztecs fared worse as they connected on just 27.0 percent of their field-goal attempts, including a 1-for-18 performance from three-point range, and made just 14-of-33 attempts from the free-throw line.

Despite matching Syracuse in most statistical categories, it was SDSU's shooting woes that ultimately cost it the game. The Orange outrebounded SDSU, 45-44, but the Aztecs gathered 20 offensive rebounds against taller and bigger Syracuse. San Diego State was plus-2 in turnovers and steals and each team had nine assists.

SDSU's first-half effort, however, nullified its pluses. In the opening half, the Aztecs made just seven of 29 attempts from the field, went 0-for-4 from distance and missed 12-of-17 from the stripe. At halftime, San Diego State found itself in a 33-19 hole.

In the second half, the Aztecs were better, but not by much. They connected on 10-of-34 shots from the floor, made one three-pointer and went 9-for-16 from the line. The improved accuracy and tougher defense helped whittle the lead down to 11 with 14:02 left, but the Orange maintained its double-digit lead the final 20 minutes despite being outscored by SDSU, 30-29.

Jamaal Franklin recorded team-high figures of 11 points and eight rebounds for a San Diego State side that featured four players (JJ O'Brien, Dwayne Polee II, Winston Shepard, Skylar Spencer) making their Aztec debut. Chase Tapley shared team-high honors with eight rebounds and three assists, while Xavier Thames chipped in a career-high five steals and an SDSU-high three assists.

SU	MP	FG	3FG	FT	R	F	A	TO	B	S	TP
Fair	*31	7-15	1-2	2-2	10	2	1	2	0	2	17
Christmas	*25	1-3	0-0	1-2	6	2	0	1	5	0	3
Coleman	*9	1-3	0-0	0-0	2	2	0	2	0	0	2
Cartier-Williams	*32	7-15	0-1	3-3	4	5	4	4	1	5	17
Triche	*39	6-11	0-0	3-6	3	2	4	5	0	3	15
Grant	6	0-1	0-0	0-0	1	1	0	0	0	0	0
Cooney	4	0-0	0-0	0-0	0	1	0	0	1	1	0
Keita	23	1-2	0-0	0-2	8	4	0	1	1	1	2
Southerland	25	2-6	0-1	2-4	6	4	0	3	2	0	6
Team					5						
Totals	200	25-56	1-4	11-19	45	23	9	18	10	12	62

SDSU	MP	FG	3FG	FT	R	F	A	TO	B	S	TP
O'Brien	*31	4-9	0-0	1-6	7	1	2	2	0	2	9
Stephens	*28	1-2	0-0	3-4	6	1	0	1	0	1	5
Thames	*32	1-11	0-4	1-2	3	3	0	0	0	5	3
Franklin, J.	*31	3-12	0-6	5-12	8	4	1	7	1	3	11
Tapley	*33	3-13	0-4	2-3	8	2	3	1	0	3	8
Spencer	3	0-0	0-0	0-0	0	0	0	0	0	0	0
Polee II	5	0-2	0-0	0-0	2	1	0	1	0	0	0
Rahon	16	4-8	1-4	0-0	0	0	0	0	0	0	9
Shepard	21	1-6	0-0	2-6	7	3	0	4	1	0	4
Team					3						
Totals	200	17-63	1-18	14-33	44	15	9	16	2	14	49

Halftime: Syracuse 33, San Diego State 19. **FG%:** Syracuse 44.6, San Diego State 27.0. **3FG%:** Syracuse 25.0, San Diego State 5.6. **FT%:** Syracuse 57.9, San Diego State 42.4. **Officials:** Dick Cartmell, Shawn Nestor, Mike Eades. **Technical:** None.



Game 2

No. 25/23 San Diego State 91
San Diego Christian 57
Nov. 13, 2012 ♦ San Diego, Calif.
Viejas Arena ♦ Att.: 12,414

SAN DIEGO - No. 25/23 San Diego State returned to the friendly confines of Viejas Arena and defeated San Diego Christian, 91-57, in the Aztecs' home opener.

Prior to the game, SDSU unveiled its 2012 Mountain West championship banner, which commemorated its seventh MW title, and handed out championship rings to the 2011-12 team.

After the pomp and circumstance, the Aztecs wasted little time in putting away the Hawks. San Diego State found itself ahead, 8-2, less than 90 seconds into the game and scored 17 points by the first media timeout, a stark contrast to the season-opening game vs. Syracuse when it scored 19 points in the first half alone.

San Diego Christian never got closer than seven points the rest of the way and trailed the Aztecs by a double-figure margin the final 34 minutes, 24 seconds of the game.

SDSU got a huge game from Jamaal Franklin, who finished with 28 points, 12 rebounds, four assists and three blocks in 29 minutes. Backcourt teammate Chase Tapley also enjoyed a productive night after pouring in 18 points, six rebounds, five assists, a career-high three blocks and three steals.

As a team, San Diego State shot 50.8 percent from the field, which was the complete opposite of the opener when it connected on 27.0 percent of its field-goal attempts vs. Syracuse. The Aztecs also racked up a season-high 15 steals, two days after having 14 vs. the Orange.

The Hawks were led by Kevin Dawson's 15 points, with Kwaminique Brandon adding 14. Jacob Garcia grabbed a team-high seven boards.

SDC	MP	FG	3FG	FT	R	F	A	TO	B	S	TP
Dawson	*23	5-10	2-5	3-4	6	5	3	3	0	0	15
Elwood	*7	1-1	0-0	0-0	2	4	1	1	0	0	2
Saharan	*16	1-6	1-6	0-0	2	1	0	0	1	1	3
Brandon	*34	5-13	3-6	1-4	2	0	2	8	0	0	14
Rodriguez	*24	0-2	0-2	0-0	2	2	1	3	0	0	0
Garcia	22	2-7	0-0	0-0	7	2	0	3	0	2	4
Thompson	25	2-10	0-1	2-2	5	3	1	2	0	1	6
Dickerson	17	2-4	2-4	0-0	1	0	0	2	0	0	6
McBride	6	1-1	1-1	0-0	3	1	0	0	0	0	3
Spoelstra	2	0-0	0-0	0-0	0	0	0	0	0	0	0
Simmons	8	0-1	0-0	0-0	2	1	1	0	0	0	0
Beale-Wirsing	16	2-6	0-2	0-0	1	4	0	1	0	1	4
Team					3			1			
Totals	200	21-61	9-27	6-10	36	23	9	24	1	5	57

SDSU	MP	FG	3FG	FT	R	F	A	TO	B	S	TP
O'Brien	*24	1-3	0-0	0-2	2	0	3	2	1	2	2
Stephens	*21	3-6	0-0	3-9	8	0	0	0	0	2	9
Thames	*26	4-7	1-2	0-1	3	1	2	2	0	1	9
Franklin, J.	*29	10-15	1-3	7-10	12	1	4	3	3	1	28
Tapley	*26	6-12	2-6	4-4	6	0	5	2	3	3	18
Spencer	14	2-3	0-0	3-4	1	2	0	1	1	0	7
Franklin, L.	8	2-2	0-0	0-1	0	2	1	0	1	2	4
Staten	2	0-1	0-0	0-0	1	0	0	0	0	1	0
Polee II	20	2-4	0-1	4-6	6	1	1	2	1	1	8
Marshall	23	1-7	0-6	0-0	3	1	1	0	0	2	2
Ebrahimi	3	0-0	0-0	2-2	0	0	0	0	0	0	2
Douglas	2	1-1	0-0	0-0	0	0	0	0	0	0	2
Castleberry	2	0-1	0-1	0-0	0	0	0	0	0	0	0
Team					3						
Totals	200	32-63	4-19	23-39	45	8	17	12	10	15	91

Halftime: San Diego State 49, San Diego Christian 24. **FG%:** San Diego State 50.8, San Diego Christian 34.4. **3FG%:** San Diego State 33.3, San Diego State 21.1. **FT%:** San Diego Christian 60.0, San Diego State 59.0. **Officials:** Ruben Ramos, Casey McClellan, John Paul Guerrero. **Technical:** None.



Game 3

No. 25/23 San Diego State 60
Missouri State 44
Nov. 17, 2012 ♦ Springfield, Mo.
JQH Arena ♦ Att.: 7,272

SPRINGFIELD, Mo. - No. 25/23 San Diego State grinded out a 60-44 road victory at Missouri State in the final installment of the Mountain West-Missouri Valley Challenge.

The Aztecs outscored the Bears, 10-1, to end the first half to lead 29-20 at halftime. During the run, SDSU received three-pointers from Jamaal Franklin and James Rahon during a half in which San Diego State had missed its first 10 attempts from behind the arc.

After recess, the Aztecs held a steady lead until Missouri State whittled the San Diego State lead to four points after a 6-2 run. Ahead, 41-37, with 7:21 left in the second half, SDSU answered with eight straight points, which was fueled by back-to-back three-pointers from Rahon and Chase Tapley.

The 8-0 run put San Diego State up by 12 with 4:14 remaining and the visitors never looked back, closing the game on a 6-2 spurt to ultimately win by 16 points. The margin of victory was the largest ever by an opponent inside JQH Arena.

SDSU had three players score in double figures for the first time in 2012-13. Franklin led all players with his second straight double-double of 22 points and 12 rebounds. The junior also added two assists, a career-high three blocks and three steals.

Xavier Thames chipped in 11 points and a game-high five assists, and Rahon scored 10 off the bench.

Despite shooting just 32.2 percent from the field and 18.2 percent from three-point territory, the Aztecs managed to earn the road win thanks to its prowess on the boards. San Diego State outrebounded the Bears, 52-34, and pulled down 21 offensive rebounds. SDSU also shot a season-best 69.2 percent from the free-throw line (18-for-26).

Anthony Downing led Missouri State with 16 points and Drew Wilson grabbed a team-high nine rebounds.

SDSU	MP	FG	3FG	FT	R	F	A	TO	B	S	TP
O'Brien	*30	3-7	0-0	0-2	8	0	0	1	1	0	6
Stephens	*18	1-4	0-0	0-0	5	4	0	0	0	1	2
Thames	*36	3-12	0-3	5-5	3	2	5	2	2	1	11
Franklin, J.	*35	6-14	1-7	9-11	12	3	2	7	3	3	22
Tapley	*31	2-9	1-5	1-2	2	1	0	4	1	3	6
Spencer	7	0-1	0-0	0-2	5	0	0	0	1	0	0
Polee II	17	1-5	0-2	1-2	4	3	1	1	1	1	3
Rahon	26	3-7	2-5	2-2	4	2	0	1	0	0	10
Team					9			1			
Totals	200	19-59	4-22	18-26	52	15	8	17	9	9	60

MSU	MP	FG	3FG	FT	R	F	A	TO	B	S	TP
Pickens	*27	4-11	1-2	0-0	6	4	1	2	0	2	9
Wilson	*26	2-3	0-0	0-4	9	4	1	1	1	1	4
Kirk	*12	1-5	0-0	2-2	2	4	1	1	0	0	4
Downing	*38	5-14	1-7	5-6	3	1	0	2	0	1	16
Williams	*28	3-6	2-3	0-0	2	2	2	3	0	0	8
Simpson	2	0-0	0-0	0-0	0	2	0	0	0	0	0
Carmichael	1	0-0	0-0	0-0	0	0	0	0	0	0	0
Aromona	1	0-0	0-0	0-0	0	0	0	0	0	0	0
Marshall, M.	23	0-6	0-4	1-2	3	1	3	1	0	0	1
Thurman	16	0-4	0-2	0-2	2	2	0	3	1	0	0
Scheer	21	1-6	0-3	0-0	4	4	0	2	0	1	2
Marshall, B.	5	0-2	0-2	0-0	1	1	0	0	0	0	0
Team					2						
Totals	200	16-57	4-23	8-16	34	25	8	15	2	4	44

Halftime: San Diego State 29, Missouri State 20. **FG%:** San Diego State 32.2, Missouri State 28.1. **3FG%:** San Diego State 18.2, Missouri State 17.4. **FT%:** San Diego State 69.2, Missouri State 50.0. **Officials:** Randy McCall, David Hall, Scott Thornley. **Technical:** San Diego State - Jamaal Franklin, Team.

REVIEW ▶ 2012-13 RECAPS AZTEC BASKETBALL MEDIA GUIDE

2012-13 Recaps



FOUR CONSECUTIVE NCAA TOURNAMENT APPEARANCES ▶ SEVEN-TIME MOUNTAIN WEST CHAMPIONS



Game 7

No. 17/15 San Diego State 74
Texas Southern 62
Dec. 3, 2012 ♦ San Diego, Calif.
Viejas Arena ♦ Att.: 12,414

SAN DIEGO - Two days after securing one of the best victories in program history, No. 17/15 San Diego State returned to the hardwood and defeated Texas Southern, 74-62, at Viejas Arena.

The Aztecs, who defeated UCLA on a neutral floor in their last outing, jumped on the Tigers from the opening tip. SDSU scored nine unanswered points and raced out to a 13-1 lead less than seven minutes into the game.

Texas Southern settled down and cut the Aztec lead to nine points midway through the first half, but San Diego State continued its torrid pace and ended the first half by scoring the final seven points to head into the locker room up by 18, 34-16.

The Tigers opened the final frame on an 11-2 run to get within nine points, but Xavier Thames temporarily put a stop to the scoring spree with two free throws to increase the SDSU lead to 38-27.

San Diego State maintained its double-figure margin for much of the first 10 minutes of the second half until Raymond Penn knocked down one of TSU's five second-half three-pointers to help the Tigers cut the Aztec lead to 49-41.

Shortly after Texas Southern cut it to eight, Jamaal Franklin started an Aztec run that put the game out of reach. The junior made three free throws, which led to nine straight Chase Tapley points and eventually lifted SDSU to a 63-45 lead and a 12-point win.

Despite the loss, the Tigers erased their first-half memories by outscoring the nationally ranked Aztecs, 46-40, in the second half. Texas Southern, however, ultimately had no answer for Franklin, Tapley and DeShawn Stephens.

Franklin finished with a game-high 18 points and season-high 15 rebounds, while adding four assists and two blocked shots. Tapley, who returned to the starting lineup for the first time since suffering a knee injury, turned in 16 points and a team-high five assists. Stephens, meanwhile, added 13 points.

TSU	MP	FG	3FG	FT	R	F	A	TO	B	S	TP
Sutton	*12	1-1	0-0	1-2	4	4	0	1	0	0	3
Gibbs	*31	3-7	1-2	1-2	5	1	1	1	0	3	8
Strong	*31	5-12	4-8	1-2	4	3	1	0	0	0	15
Johnson-Danner	*15	2-7	1-4	0-0	2	2	0	1	0	0	5
Penn	*38	3-14	1-5	2-2	1	2	8	6	0	0	9
Ellington	21	0-2	0-2	0-0	1	0	2	1	0	1	0
Sturdivant	31	6-13	0-0	2-2	7	2	1	1	6	1	14
Clayborn	21	4-6	0-0	0-2	5	2	0	1	1	0	8
Team					0						
Totals	200	24-62	7-21	7-12	29	16	13	12	7	5	62

SDSU	MP	FG	3FG	FT	R	F	A	TO	B	S	TP
O'Brien	*24	1-4	0-0	0-0	2	2	3	2	0	1	2
Stephens	*27	6-11	0-0	1-2	5	2	0	1	1	0	13
Thames	*26	0-4	0-2	6-6	2	1	2	2	0	0	6
Franklin, J.	*32	7-12	1-1	3-3	15	2	4	2	2	1	18
Tapley	*29	7-14	2-4	0-0	3	2	5	1	2	0	16
Spencer	*13	0-0	0-0	0-0	2	1	0	1	1	0	0
Polee II	14	3-4	0-0	4-4	2	1	0	1	0	0	10
Rahon	18	2-5	2-3	1-2	3	0	0	0	0	0	7
Shepard	17	1-4	0-0	0-0	1	0	1	4	0	0	2
Team					4						
Totals	200	27-58	5-10	15-17	39	11	15	14	6	2	74

Halftime: San Diego State 34, Texas Southern 16. **FG%:** San Diego State 46.6, Texas Southern 38.7. **3FG%:** San Diego State 50.0, Texas Southern 33.3. **FT%:** San Diego State 88.2, Texas Southern 58.3. **Officials:** Mike Reed, Tony Padilla, Frank Harvey III. **Technical:** San Diego State - Jamaal Franklin, Chase Tapley, Texas Southern - Omar Strong.



Game 8

No. 17/15 San Diego State 84
UC Santa Barbara 70
Dec. 6, 2012 ♦ San Diego, Calif.
Viejas Arena ♦ Att.: 12,414

SAN DIEGO - No. 17/15 San Diego State continued to roll, with it beating UC Santa Barbara, 84-70, in front of a sold-out Viejas Arena. The victory was the Aztecs' seventh in a row.

Five players scored in double figures for the Aztecs, led by Chase Tapley's 23 points. Jamaal Franklin added 14 points, while fellow starters JJ O'Brien and Xavier Thames scored 12 and 11, respectively. James Rahon came off the bench to contribute 10 points.

SDSU scored the first four points of the game, only to have the Gauchos answer with five straight to take a 5-4 lead. The one-point cushion was short-lived, however, as O'Brien scored off a tip-in and the Aztecs never looked back. The O'Brien put-back triggered a 14-0 San Diego State run as the Red and Black raced out to an 18-5 lead just 5 minutes, 58 seconds into the contest.

UC Santa Barbara cut the deficit to nine points as it answered the 14-0 spurt with a 7-3 run, but that was the last time the Gauchos would face a single-digit deficit the rest of the game.

As the first half was coming to a close, the Aztecs made two straight three-pointers and extended their streak to six in the second half. Of the six consecutive three-point field goals, Tapley made four and finished the game by making 6-of-8 from behind the three-point arc. The final two three-pointers by Tapley during the streak were six of nine straight points that he ultimately scored for the home side. The final three were off free-throws that put San Diego State up, 64-37.

The victory over UC Santa Barbara was the Aztecs' eighth straight over the Gauchos and 11th consecutive over members of the Big West Conference.

UCSB was led by Kyle Boswell, who equaled Tapley's scoring production of 23 points. Alan Williams added 18 and Taran Brown had 16.

UCSB	MP	FG	3FG	FT	R	F	A	TO	B	S	TP
Thomas	*15	0-2	0-2	0-0	4	0	0	0	0	0	0
Brown	*30	6-14	4-9	0-0	4	5	4	4	3	1	16
Williams	*27	8-14	0-0	2-2	6	5	0	2	0	0	18
Garth	*27	2-7	1-4	0-0	2	2	9	3	0	0	5
Bryson	*15	0-1	0-1	0-0	0	5	2	2	1	0	0
Boswell	31	7-10	7-10	2-2	2	2	1	2	0	1	23
Taylor	23	0-3	0-2	0-0	0	1	2	2	0	1	0
Brewe	9	0-1	0-0	0-0	1	1	0	0	1	0	0
DaRe	13	0-1	0-1	0-0	0	1	0	0	0	0	0
Beeler	10	4-4	0-0	0-0	5	0	0	0	0	0	8
Team					4						
Totals	200	27-57	12-29	4-4	28	22	18	15	5	3	70

SDSU	MP	FG	3FG	FT	R	F	A	TO	B	S	TP
O'Brien	*24	6-8	0-0	0-0	4	0	1	0	1	2	12
Stephens	*19	1-3	0-0	0-0	3	4	0	0	1	0	2
Thames	*31	3-8	3-4	2-2	3	0	3	2	0	0	11
Franklin, J.	*27	4-9	0-1	6-9	4	1	5	3	0	1	14
Tapley	*27	7-11	6-8	3-3	3	1	3	1	0	2	23
Spencer	18	2-2	0-0	1-1	3	2	0	1	1	0	4
Franklin, L.	3	0-0	0-0	0-0	0	0	0	0	0	0	0
Polee II	13	0-0	0-0	4-4	2	0	1	1	0	1	4
Rahon	19	4-7	2-4	0-0	1	0	0	2	0	1	10
Shepard	19	2-4	0-0	0-2	1	2	4	2	0	1	4
Team					1						
Totals	200	29-52	11-17	15-21	25	10	17	12	3	8	84

Halftime: San Diego State 46, UC Santa Barbara 29. **FG%:** San Diego State 55.8, UC Santa Barbara 47.4. **3FG%:** San Diego State 64.7, UC Santa Barbara 41.4. **FT%:** UC Santa Barbara 100.0, San Diego State 71.4. **Officials:** Dick Cartmell, Martin Cota, Glen Mayberry. **Technical:** None.



Game 9

No. 18/15 San Diego State 72
San Diego 56
Dec. 15, 2012 ♦ San Diego, Calif.
Viejas Arena ♦ Att.: 12,414

SAN DIEGO - No. 18/15 San Diego State ran its winning streak to eight games with its seventh consecutive victory over cross-town foe, San Diego, 72-56, at Viejas Arena.

The unranked Toreros made it a ballgame for a majority of the first half and carried an 18-16 lead just as the game was turning 10 minutes old. Aztec sophomore JJ O'Brien hit a jumper to tie the score and soon thereafter San Diego State was off and running.

The O'Brien bucket triggered an additional 10 unanswered points, six of which came off Chase Tapley three-pointers. After Tapley knocked down a 35-foot three-point field goal, SDSU found itself ahead, 28-18, with 5:55 left in the first half.

USD got within six points following a Mike Davis three, but the Aztecs closed the first period on a 7-0 run to take a 39-26 lead into the locker room.

San Diego State made it a 9-0 scoring outburst on the other side of the break after a pair of O'Brien free-throws. USD's leading scorer, Johnny Dee, who was held scoreless in the first half, found the bottom of the net with a three to halt the Aztec run, but the 12-point deficit would be as close as the visitors would get the rest of the way.

Tapley finished the game with a team-high 15 points and Jamaal Franklin registered 14 points and a game-high eight rebounds. DeShawn Stephens added 11 points and six boards to post his third double-figure scoring effort in his last four outings.

Ken Rancifer led all players with 16 points and Dee managed to score nine second-half points. Chris Manresa and Chris Anderson, meanwhile, both finished with 11 points.

The victory extended San Diego State's winning streak over California schools to 28, which is the longest streak since 1996-97. The decision was also SDSU's 21st consecutive victory in the month of December.

USD	MP	FG	3FG	FT	R	F	A	TO	B	S	TP
Rancifer	*32	6-17	2-5	2-2	7	0	1	2	0	0	16
Kramer	*12	0-1	0-1	0-0	1	2	0	3	0	0	0
Manresa	*31	5-8	0-0	1-2	7	2	2	1	0	1	11
Anderson	*35	5-11	1-3	0-0	4	2	9	4	0	3	11
Dee	*25	3-8	1-5	2-2	4	2	1	1	0	0	9
Davis	17	4-7	1-1	0-0	2	2	0	1	0	2	9
Miles	18	0-5	0-0	0-0	1	1	2	0	0	0	0
Fajemisin	5	0-0	0-0	0-0	0	2	0	0	0	0	0
Sinis	16	0-1	0-0	0-0	1	2	0	0	0	0	0
Kok	9	0-2	0-0	0-0	3	0	0	1	1	0	0
Team					0						
Totals	200	23-60	5-15	5-6	30	15	15	13	1	6	56

SDSU	MP	FG	3FG	FT	R	F	A	TO	B	S	TP
O'Brien	*29	3-5	0-0	2-2	4	0	1	2	0	4	8
Stephens	*21	5-5	0-0	1-2	6	1	1	0	1	1	11
Thames	*29	2-6	0-1	4-4	3	2	3	2	1	1	8
Franklin, J.	*29	5-10	2-4	2-2	8	3	2	4	0	1	14
Tapley	*29	4-7	2-4	5-5	1	0	2	1	2	1	15
Spencer	19	1-2	0-0	1-3	6	2	1	1	3	0	3
Polee II	10	1-3	0-0	1-1	0	1	0	0	1	0	3
Rahon	19	3-7	0-2	0-0	2	1	0	0	0	1	6
Shepard	15	2-5	0-1	0-0	0	2	1	0	0	0	4
Team					1						
Totals	200	26-50	4-12	16-19	31	10	12	11	8	9	72

Halftime: San Diego State 39, San Diego 26. **FG%:** San Diego State 52.0, San Diego 38.3. **3FG%:** San Diego State 33.3, San Diego 33.3. **FT%:** San Diego State 84.2, San Diego 83.3. **Officials:** Dick Cartmell, Frank Harvey III, Jimmy Casas. **Technical:** San Diego State - Jamaal Franklin.

2012-13 Recaps

FOUR CONSECUTIVE NCAA TOURNAMENT APPEARANCES ► SEVEN-TIME MOUNTAIN WEST CHAMPIONS



Game 10



**No. 18/15 San Diego State 76
Point Loma Nazarene 49**
Dec. 18, 2012 ♦ San Diego, Calif.
Viejas Arena ♦ Att.: 12,414

SAN DIEGO - No. 18/15 San Diego State overcame a sluggish start without its All-American in the lineup to ultimately defeat Point Loma Nazarene, 76-49, at Viejas Arena.

The Aztecs were without the services of their leading scorer and rebounder, Jamaal Franklin, who sat out the game with a back injury. As a result, SDSU struggled early against the Sea Lions, who made 6-of-12 three-pointers in the first 20 minutes, despite never trailing and went into halftime ahead, 35-30.

The second half was a totally different story as San Diego State continued its hot shooting while honing in on Point Loma Nazarene. After shooting 50.0 percent in the first half, the Aztecs finished the game by connecting on 60 percent of their attempts from the field. On the other end of the floor, SDSU held PLNU to just seven field goals en route to outscoring the visitors, 41-19.

Chase Tapley made consecutive three-pointers early in the second half to make it a double-digit lead (12) for San Diego State. The Aztecs held a comfortable cushion for the next eight minutes until a 15-3 run put them up 26 with just over two minutes remaining.

Xavier Thames led all players with 17 points and Tapley joined him in double figures with 15. James Rahon, who started for Franklin, added nine points, while JJ O'Brien snatched a season-high nine boards.

The game marked the first for James Johnson. A mid-year transfer from Virginia, Johnson scored six points and had two monster dunks in 12 minutes.

PLNU	MP	FG	3FG	FT	R	F	A	TO	B	S	TP
Campbell	*22	2-4	0-0	2-3	1	4	0	2	0	1	6
Lundestad	*21	2-4	1-1	0-0	0	0	1	1	0	0	5
Ussery	*26	1-3	0-1	0-0	4	3	1	1	1	1	2
Wellfinger	*21	0-7	0-4	0-0	1	2	1	0	0	0	0
Weltherell	*25	3-5	3-3	1-2	3	2	4	2	0	1	10
Collins	4	0-1	0-0	0-0	0	0	1	0	0	0	0
Richardson	5	1-2	0-0	0-0	1	0	0	2	0	0	2
Peterson	10	2-3	2-3	0-0	2	0	0	0	0	0	6
Ehlers	7	1-2	1-2	0-0	1	0	0	0	0	0	3
Sales	15	1-4	0-0	0-0	4	0	2	2	0	0	2
Warnock	4	0-1	0-0	0-0	0	0	0	0	0	0	0
Banker	12	1-1	0-0	1-2	2	2	2	0	0	0	3
Okhotin	16	1-3	1-2	0-0	3	3	0	1	0	1	3
Wells	12	3-9	0-0	1-1	0	3	0	1	0	0	7
Team					3	1					
Totals	200	18-49	8-16	5-8	25	19	10	17	1	4	49

SDSU	MP	FG	3FG	FT	R	F	A	TO	B	S	TP
O'Brien	*24	3-6	0-0	0-0	9	1	4	4	0	2	6
Stephens	*20	3-5	0-0	2-3	4	1	0	4	0	0	8
Thames	*32	6-8	2-2	3-5	3	1	3	1	0	0	17
Rahon	*26	3-7	2-5	1-2	2	2	1	0	0	1	9
Tapley	*29	5-9	3-5	2-2	3	1	3	0	2	2	15
Spencer	14	2-3	0-0	1-4	2	2	0	0	4	1	5
Staten	1	0-1	0-0	0-0	0	0	0	0	0	0	0
Polee II	18	1-3	0-2	1-1	1	1	0	3	1	1	3
Johnson	12	2-3	0-0	2-2	0	1	1	0	0	0	6
Shepard	20	1-3	0-0	1-2	6	1	0	0	0	1	3
Ebrahimiyan	2	1-1	0-0	0-0	0	0	0	0	0	0	2
Douglas	1	0-1	0-1	0-0	0	0	0	0	0	0	0
Castleberry	1	1-1	0-0	0-0	1	0	0	0	0	0	2
Team					3						
Totals	200	28-51	7-15	13-21	34	11	16	12	5	8	76

Halftime: San Diego State 35, Point Loma Nazarene 49. **FG%:** San Diego State 54.9, Point Loma Nazarene 36.7. **3FG%:** Point Loma Nazarene 50.0, San Diego State 46.7. **FT%:** Point Loma Nazarene 62.5, San Diego State 61.9. **Officials:** Scott Thornley, Eric Curry, Ryan Holmes. **Technical:** Point Loma Nazarene - Team.



Game 11

**No. 18/15 San Diego State 80
San Francisco 58**
Dec. 22, 2012 ♦ Honolulu, Hawaii
Stan Sheriff Center ♦ Att.: 6,691

HONOLULU - No. 18/15 San Diego State overcame a seven-point first-half deficit to defeat San Francisco, 80-58, in the quarterfinals of the 2012 Hawaiian Airlines Diamond Head Classic inside Stan Sheriff Center.

The Aztecs, who trailed 11-4 with 14:51 left in the first half, answered the bell by scoring 13 unanswered points during a 19-2 run that propelled the designated visitors to a 23-13 advantage midway through the period.

The Dons did not go quietly as they scored eight consecutive points to get within two of SDSU. The Aztecs, however, ended the threat with a Chase Tapley three-pointer and a Jamaal Franklin jumper. San Diego State eventually entered the locker room ahead, 38-33, at halftime.

Tapley, who finished the first half with 15 points, started the second by scoring five of the Aztecs' first seven points to increase their lead to 10. Eight straight points by USF whittled San Diego State's lead back down to two before Tapley connected once again.

The Dons briefly cut the deficit to two, but a Winston Shepard three-pointer and a pair of Franklin free-throws helped put the game out of reach as the Aztecs ended the game on a 28-13 run to provide the final margin.

Tapley finished the game with a career-high 33 points on the strength of a personal-best 13 field goals, including a season-high-tying six three-pointers. The senior guard scored all of his points in a 26-minute, 33-second span after not scoring in the first 7 minutes, 20 seconds and the final 6 minutes, 7 seconds.

Franklin posted 11 points, seven boards and a team-high five assists, while DeShawn Stephens added 10 points and eight rebounds. Xavier Thames chipped in 10 points.

For USF, it was led by Cole Dickerson's 15 points and 12 rebounds. Cody Doolin had 11 points and eight assists, while De'End Parker scored 10.

SDSU	MP	FG	3FG	FT	R	F	A	TO	B	S	TP
Thames	*29	4-8	1-2	1-1	1	1	3	1	1	2	10
O'Brien	*19	2-5	0-0	0-0	2	1	0	1	0	0	4
Franklin, J.	*32	3-9	1-3	4-6	7	4	5	4	1	2	11
Tapley	*35	13-19	6-10	1-1	5	3	1	0	0	1	33
Stephens	*27	5-9	0-0	0-2	8	2	0	3	0	0	10
Spencer	5	0-0	0-0	0-0	1	2	0	0	0	0	0
Polee II	10	0-0	0-0	0-0	5	1	1	0	0	0	0
Rahon	24	2-4	1-2	0-0	0	3	2	0	0	0	5
Johnson	1	1-1	0-0	0-0	0	0	0	0	0	0	2
Shepard	18	2-3	1-2	0-0	3	1	2	1	1	0	5
Team					2				2		
Totals	200	32-58	10-19	6-10	34	18	14	12	3	5	80

USF	MP	FG	3FG	FT	R	F	A	TO	B	S	TP
Xu	*26	1-4	0-0	0-0	1	2	2	2	0	0	2
Parker	*30	4-10	1-2	1-4	2	2	1	1	0	0	10
Dickerson	*33	5-12	3-6	2-2	12	2	1	2	0	0	15
Derkson	*34	4-9	0-2	0-0	2	2	0	1	0	1	8
Doolin	*34	3-10	2-5	3-4	2	2	8	1	0	0	11
Adams	3	0-0	0-0	1-2	0	0	0	0	0	0	1
Hoffman	3	0-0	0-0	0-0	0	0	0	0	0	0	0
Holmes	19	1-3	1-1	1-2	1	1	0	3	0	1	4
Tollefsen	16	3-5	1-2	0-0	2	1	0	1	0	1	7
Rogers	2	0-0	0-0	0-0	0	1	0	1	0	0	0
Team					3						
Totals	200	21-53	8-18	8-14	25	13	12	12	0	3	58

Halftime: San Diego State 38, San Francisco 33. **FG%:** San Diego State 55.2, San Francisco 39.6. **3FG%:** San Diego State 52.6, San Francisco 44.4. **FT%:** San Diego State 60.0, San Francisco 57.1. **Officials:** J.B. Caldwell, Terry Moore, Tommy Short. **Technical:** San Diego State - Jamaal Franklin.



Game 12

**No. 18/15 San Diego State 62
Indiana State 55**
Dec. 23, 2012 ♦ Honolulu, Hawaii
Stan Sheriff Center ♦ Att.: 6,419

HONOLULU - No. 18/15 San Diego State held off the upset-minded Sycamores of Indiana State, defeating its Missouri Valley Conference foe, 62-55, in the semifinals of the 2012 Hawaiian Airlines Diamond Head Classic.

SDSU led by three points at halftime and Indiana State wiped away the deficit on a Manny Arop jumper with 13:50 left in regulation. The bucket was a part of a larger 6-0 spurt by the Sycamores to help the designated visiting team take a 38-35 lead with 13:00 left.

The teams traded baskets and the lead over the course of the next few minutes, and the game was tied at 44 with 6:21 remaining after a Justin Gant dunk. The Aztecs, however, responded by getting to the free-throw line and converting the chances. In the final 6:37, San Diego State made 13 of its last 14 from the stripe, which was a stark contrast to how it started. Prior to the near spotless accuracy, the Aztecs made just five of their first 14 from the line.

Following the Gant dunk, San Diego State received two free-throws from Jamaal Franklin, a pair from Chase Tapley and a Tapley three-pointer to put SDSU up by seven with 4:40 remaining. The seven unanswered points put the game away as Indiana State never got closer than three points the rest of the way.

The Aztecs were led by Franklin's game-high 19 points, season-high-tying 15 rebounds and team-best three assists. From the line, Franklin was 9-for-11.

Tapley, meanwhile, who was coming off a career-high 33-point effort the day before, finished with 13 points. Backcourt teammate Xavier Thames added 12 points and three assists.

For Indiana State, it was led by R.J. Mahurin's 15 points. Arop chipped in 13 points and five rebounds, and Jake Odum, the team's leading scorer, was held to 10 points and four assists.

ISU	MP	FG	3FG	FT	R	F	A	TO	B	S	TP
Arop	*30	5-13	1-4	2-2	5	4	1	3	0	1	13
Gant	*30	4-8	1-1	0-0	6	3	1	2	1	0	9
Cummings	*21	1-5	0-2	0-0	1	0	1	0	0	0	2
Odum	*33	3-6	0-1	4-5	2	4	4	5	0	1	10
Mahurin	*25	5-7	2-4	3-3	5	4	0	3	1	0	15
Kitchell	8	0-2	0-0	0-0	1	0	0	0	0	0	0
Eitel	7	0-0	0-0	0-1	2	0	1	0	0	0	7
Brown	12	0-1	0-1	0-0	0	3	0	0	0	0	0
Burnett	4	1-1	0-0	0-0	0	1	0	1	0	0	2
Smith	30	2-5	0-0	0-0	6	1	0	2	0	0	4
Team					2						
Totals	200	21-48	4-13	9-10	29	22	7	17	2	2	55

SDSU	MP	FG	3FG	FT	R	F	A	TO	B	S	TP
Thames	*32	4-9	1-5	3-4	1	2	3	5	0	4	12
O'Brien	*25	4-7	0-0	0-0	3	1	0	0	0	0	8
Franklin, J.	*36	5-9	0-3	9-11	15	3	3	3	0	1	19
Tapley	*33	4-10	2-6	3-5	2	0	2	1	0	1	13
Stephens	*17	1-2	0-0	1-2	3	0	0	0	0	0	3
Spencer	18	1-2	0-0	0-2	5	3	1	2	0	0	2
Polee II	4	0-0	0-0	0-0	1	1	0	0	0	0	0
Rahon	17	1-3	1-2	0-0	4	4	0	0	0	0	3
Johnson	4	0-1	0-0	0-0	0	0	0	1	0	0	0
Shepard	14	0-5	0-1	2-4	0	1	0	1	0	0	2
Team					1						
Totals	200	20-48	4-17	18-28	31	15	9	13	0	6	62

Halftime: San Diego State 28, Indiana State 25. **FG%:** Indiana State 43.8, San Diego State 41.7. **3FG%:** Indiana State 30.8, San Diego State 23.5. **FT%:** Indiana State 90.0, San Diego State 64.3. **Officials:** Don Daily, Larry Spaulding, Winston Stith. **Technical:** None.

2012-13 RECAPS ◀ REVIEW

AZTEC BASKETBALL MEDIA GUIDE

2012-13 Recaps

FOUR CONSECUTIVE NCAA TOURNAMENT APPEARANCES ▶ SEVEN-TIME MOUNTAIN WEST CHAMPIONS



Game 13

No. 3/3 Arizona 68
No. 17/16 San Diego State 67
Dec. 25, 2012 ♦ Honolulu, Hawaii
Stan Sheriff Center ♦ Att.: 6,514

HONOLULU - No. 17/16 San Diego State fell just short of upending No. 3/3 Arizona as the Aztecs dropped a 68-67 decision to the Wildcats in the title game of the 2012 Hawaiian Airlines Diamond Head Classic.

The game went down to the wire between the two nationally ranked teams in the eight-squad field. With 59 seconds left, Arizona's Solomon Hill made one of two free-throws to tie the game for a 10th time at 66-66. On the ensuing possession, Xavier Thames missed a three-pointer, but Jamaal Franklin gathered the offensive rebound and was fouled. The junior missed the first free-throw, but made the second to propel the Aztecs to a 67-66 lead with 31 seconds left.

Mark Lyons, UA's point guard, was saddled with four fouls with 13:23 left in the second half and returned with 8:02 to play. After Franklin made his last free-throw, the Wildcats put the ball in Lyons' hands and the guard was fouled with 13 seconds left. The senior made both free-throws to help Arizona reclaim the lead.

San Diego State went to Chase Tapley on the final play and the senior came off a screen, turned the corner and was on his way to making the game-winning lay-up as no defender was in front of him. The shot attempt, however, was blocked by Nick Johnson, who leaped from 10 feet behind Tapley to make the spectacular play. With less than three seconds remaining, the ball was batted around and the Aztecs were unable to get another shot off as the Wildcats escaped Honolulu with the win.

The loss snapped SDSU's 11-game winning streak vs. the Pac-12 Conference, an 11-game overall winning streak, an 11-game non-conference winning streak and a 24-game December winning streak.

Franklin, who was in foul trouble all game, had his 32-game double-figure scoring streak stopped after he finished with nine points, a game-high eight rebounds and a career-high six assists. Tapley led the Aztecs with 19 points and Thames added 11. JJ O'Brien scored 10 despite his foul trouble.

SDSU	MP	FG	3FG	FT	R	F	A	TO	B	S	TP
Thames	*27	3-10	1-3	4-4	3	1	4	1	1	1	11
O'Brien	*23	5-7	0-0	0-0	5	4	1	5	0	0	10
Franklin, J.	*31	2-6	0-3	5-6	8	4	6	1	0	1	9
Tapley	*35	6-13	3-7	4-4	3	3	2	2	2	1	19
Stephens	*24	1-3	0-0	1-2	4	5	1	1	1	0	3
Spencer	14	3-3	0-0	0-0	2	2	0	0	3	0	6
Polee II	4	1-1	0-0	0-0	0	1	0	0	0	0	2
Rahon	17	1-8	0-2	0-0	2	0	0	0	0	0	2
Johnson	2	0-0	0-0	0-0	0	1	0	1	0	0	0
Shepard	23	2-4	0-2	1-2	5	0	3	1	1	0	5
Team					2						1
Totals	200	24-55	4-17	15-18	34	21	14	16	8	3	67

UA	MP	FG	3FG	FT	R	F	A	TO	B	S	TP
Lyons	*30	2-9	1-5	4-4	1	4	3	3	0	0	9
Johnson	*34	3-13	1-6	4-4	4	3	0	1	1	0	11
Ashley	*26	3-7	0-0	3-5	7	2	1	2	0	0	9
Tarczewski	*18	0-1	0-0	0-0	0	1	0	2	0	0	0
Hill	*37	7-15	0-3	7-12	6	3	3	0	1	0	21
Parrom	26	7-11	3-5	0-0	5	0	2	0	0	1	17
Mayes	7	0-1	0-0	0-0	0	1	0	0	0	0	0
Chol	4	0-1	0-0	0-0	0	0	0	0	0	0	0
Jerrett	18	0-1	0-1	1-2	6	2	0	0	1	0	1
Team					3						
Totals	200	22-59	5-20	19-27	32	16	10	8	3	1	68

Halftime: Arizona 29, San Diego State 27. FG%: San Diego State 43.6, Arizona 37.3. 3FG%: Arizona 25.0, San Diego State 23.5. FT%: San Diego State 83.3, Arizona 70.4. Officials: Don Daily, Michael Greenstein, Randy Heimerman. Technicals: None.



Game 14

No. 19/17 San Diego State 72
CSU Bakersfield 57
Jan. 2, 2013 ♦ San Diego, Calif.
Viejas Arena ♦ Att.: 12,414

SAN DIEGO - No. 19/17 San Diego State returned to action for the first time since Christmas evening and dismissed CSU Bakersfield, 72-57, in front of a sold-out Viejas Arena crowd.

With the win, the Aztecs ran their winning streak over California schools to 31 and closed out their non-conference schedule with a 12-2 record, which matched their second-best start to a season in Division I history.

SDSU never trailed in the game and used a 7-0 spurt midway through the first half to open a 13-point lead with 8:55 to go. The Roadrunners cut their deficit to eight points with just under five minutes to play, but the Aztecs closed the period on a 9-0 run to head into the locker room up, 37-20.

San Diego State continued to put the pedal to the metal as its lead grew to a game-high 24 points after a pair of free-throws by DeShawn Stephens with 9:02 left in regulation. CSU Bakersfield, however, would not go quietly, scoring six unanswered points forcing the Aztecs to call timeout.

SDSU managed to keep a healthy lead despite sloppy play at times and never allowed the Roadrunners to get closer than 15 points down the stretch.

Jamaal Franklin, who had his 32-game double-figure scoring streak snapped in the Arizona game, returned to form and logged his sixth double-double of the season with a team-high 18 points and game-high figures of 12 rebounds and four assists.

Chase Tapley continued his solid play, contributing 14 points and five boards, while freshman Winston Shepard recorded his first double-figure scoring output of his career with 11. Shepard also added four rebounds and three assists.

Stephon Carter led CSU Bakersfield and all players with 21 points, and Corey Hall chipped in 14 points and a team-high nine rebounds.

CSUB	MP	FG	3FG	FT	R	F	A	TO	B	S	TP
White	*25	3-8	1-5	0-0	1	5	2	3	0	0	7
Young	*13	0-3	0-2	0-0	4	5	2	0	1	0	0
Hall	*34	6-11	1-2	1-2	9	4	1	0	0	1	14
Maynor	*35	1-8	1-6	0-0	2	3	3	2	0	1	3
Carter	*36	9-17	0-0	3-6	6	3	3	2	0	3	21
Omogun	5	1-2	0-0	1-1	2	2	0	0	0	0	3
Barnes	32	3-13	0-3	1-2	3	5	1	1	0	2	7
Jones	2	1-1	0-0	0-0	0	0	0	0	0	0	2
Williams	16	0-1	0-0	0-0	1	1	4	2	0	0	0
Kinney	2	0-0	0-0	0-0	0	0	0	0	0	0	0
Team					3						
Totals	200	24-64	3-18	6-11	31	28	16	10	1	7	57

SDSU	MP	FG	3FG	FT	R	F	A	TO	B	S	TP
O'Brien	*26	1-1	0-0	3-5	1	0	0	0	0	1	5
Stephens	*16	1-3	0-0	3-4	5	3	1	0	1	0	5
Thames	*14	2-3	2-3	0-0	1	0	2	1	0	0	6
Franklin, J.	*27	4-10	1-3	9-9	12	1	4	5	2	0	18
Tapley	*27	6-12	2-6	0-0	5	2	2	1	1	0	14
Spencer	17	2-2	0-0	0-0	3	2	0	1	1	0	4
Polee II	17	1-3	0-0	3-6	4	1	0	0	0	1	5
Rahon	23	1-6	0-4	0-0	2	1	1	0	0	0	2
Johnson	8	0-1	0-0	2-4	0	1	0	2	0	0	2
Shepard	23	2-4	0-0	7-11	4	2	3	3	0	1	11
Ebrahimiyan	2	0-0	0-0	0-2	0	0	0	0	0	0	0
Team					3						1
Totals	200	20-45	5-16	27-41	40	13	13	13	5	3	72

Halftime: San Diego State 37, CSU Bakersfield 20. FG%: San Diego State 44.4, CSU Bakersfield 37.5. 3FG%: San Diego State 31.3, CSU Bakersfield 16.7. FT%: San Diego State 65.9, CSU Bakersfield 54.5. Officials: Bill Gracey, Rick Batsell, K.C. Ely. Technicals: None.



Game 15

No. 16/15 San Diego State 65
Fresno State 62
Jan. 9, 2013 ♦ Fresno, Calif.
Save Mart Center ♦ Att.: 7,203

FRESNO, Calif. - No. 16/15 San Diego State opened Mountain West Conference action on the road and earned a 65-62 victory over Fresno State.

The win was SDSU's 32nd in a row vs. schools from California and its Mountain West-record sixth straight league-opening win.

San Diego State, which was shorthanded with starting point guard Xavier Thames out with a back injury, received a monster game from preseason conference player of the year Jamaal Franklin. The junior finished with a game-high 20 points, a career-high 18 rebounds, five assists and three blocked shots.

Starting in place of Thames was true freshman Winston Shepard and he did not disappoint. Shepard grabbed a career-high-tying seven rebounds, dished a career-high seven assists, blocked a personal-best two shots and scored four points.

At the outset, Shepard helped the Aztecs jump out to a 15-6 lead before being poked in the eye. The Bulldogs took full advantage of having SDSU's main ball-handler out of the game and by the time Shepard returned, the Aztecs were nursing a 18-17 lead. When the halftime horn sounded, San Diego State found itself ahead, 33-26.

The second half was a game of runs as Fresno State trimmed its deficit to three points or less eight times before taking a 62-61 lead with 2:51 left in regulation. But like they had all game, the Aztecs had an answer for every Bulldog run.

After Fresno State took its first lead since midway through the first half, San Diego State earned its way to the free-throw line and Franklin tied the game with his 1-for-2 effort. The Aztecs held the Bulldogs scoreless on their next possession and Shepard followed with another 1-for-2 performance from the line. Then with SDSU up one point, Franklin found his way back to the stripe and knocked both down to seal the win.

James Rahon, who scored 16 points, reached the 1,000-point plateau for his career after connecting on a season-high six field-goals, including four from three-point distance.

SDSU	MP	FG	3FG	FT	R	F	A	TO	B	S	TP
Shepard	*34	1-2	0-0	2-5	7	1	7	2	2	1	4
O'Brien	*17	1-2	0-0	0-1	2	1	1	2	1	1	2
Stephens	*29	6-9	0-0	1-0	5	3	0	0	0	2	13
Franklin, J.	*36	7-17	2-7	4-6	18	4	5	4	3	0	20
Tapley	*35	2-8	0-3	0-0	0	2	3	2	0	0	4
Spencer	12	2-3	0-0	0-0	1	1	0	0	0	0	4
Polee II	8	1-2	0-0	0-0	2	1	0	0	0	0	2
Rahon	29	6-11	4-8	0-0	2	1	0	1	0	1	16
Team					1						1
Totals	200	26-54	6-18	7-12	38	15	16	11	6	5	65

FS	MP	FG	3FG	FT	R	F	A	TO	B	S	TP
Brown	*36	3-9	0-0	2-2	7	4	2	0	0	2	8
Foster	*27	7-13	2-3	2-4	7	1	0	1	1	0	18
Johnson, T.	*5	1-1	0-0	0-0	1	1	1	0	0	1	2
Olekaibe	*23	4-11	3-9	4-4	0	0	2	2	0	2	15
Anderson	*38	2-5	1-2	2-2	4	3	0	1	0	1	7
Johnson, G.	12	1-3	0-1	0-0	1	0	0	0	0	1	2
Huddleston	18	2-5	0-2	1-1	0	0	2	0	1	0	5
Harris	25	1-8	0-1	3-4	2	1	2	1	0	0	5
Upshaw	16	0-3	0-0	0-0	5	1	0	0	1	0	0
Team					4						
Totals	200	21-58	6-18	14-17	31	11	9	5	3	7	62

Halftime: San Diego State 33, Fresno State 26. FG%: San Diego State 48.1, Fresno State 36.2. 3FG%: San Diego State 33.3, Fresno State 33.3. FT%: Fresno State 82.4, San Diego State 58.3. Officials: Scott Thornley, Tony Padilla, Rick Batsell. Technicals: San Diego State - Team.

2012-13 Recaps



FOUR CONSECUTIVE NCAA TOURNAMENT APPEARANCES ▶ SEVEN-TIME MOUNTAIN WEST CHAMPIONS

2012-13 RECAPS ◀ REVIEW



Game 16

No. 16/15 San Diego State 79
No. -/rv Colorado State 72 (ot)
Jan. 12, 2013 ♦ San Diego, Calif.
Viejas Arena ♦ Att.: 12,414

SAN DIEGO - No. 16/15 San Diego State earned a hard-fought 79-72 overtime victory over Colorado State at Viejas Arena.

The Aztecs jumped all over the Rams in the first half, knocking down 10 three-pointers en route to a 41-23 lead at halftime. In fact, SDSU's first eight baskets were from beyond the arc and the Aztecs did not make a two-point field goal until there was 3:47 remaining in the first half.

CSU, however, did not pack it in at halftime. The Rams came out on fire and opened the second half with a 17-4 run to get within five. San Diego State answered with a run of its own, outscoring Colorado State, 12-4, to push its lead to 13 with 9:14 left in the regulation.

Down the stretch, the Rams forced the Aztecs into tough shots and dominated the glass and eventually tied the game at 61-61 with 1:45 left on the clock. Both Xavier Thames and James Rahon made 1-of-2 free-throws, which sandwiched two Colorado State turnovers. Then with SDSU up by two, Jamaal Franklin blocked Dorian Green's lay-up with 15 seconds left, but the loose ball found Colton Iverson, who converted the put-back. Franklin's three-point attempt at the buzzer was off the mark and the game went into overtime.

Chase Tapley, who did not participate in SDSU's shootaround due to the flu, was quiet all night until the overtime session. The senior scored 12 points, had two key steals and single handily outscored the Rams, 12-9, and lifted the Aztecs to victory.

Franklin, who made a career-high five three-pointers, finished the game with a game-high 23 points. Tapley added 19 points, five rebounds, three rebounds and two steals in a gutsy 32-minute effort. Thames, meanwhile, returned from a back injury to score 14 points, and JJ O'Brien chipped in a season-high 10 boards.

Wes Eikmeier paced CSU with 22 points, and Iverson finished with 18 points and 11 rebounds.

CSU	MP	FG	3FG	FT	R	F	A	TO	B	S	TP
Hornung	*40	3-6	1-2	0-0	14	2	4	0	1	0	7
Smith, G.	*21	3-10	1-4	1-2	4	0	0	0	0	0	8
Iverson	*35	5-11	0-0	8-12	11	4	2	1	2	1	18
Eikmeier	*42	8-21	3-7	3-3	3	4	0	3	0	2	22
Green	*36	1-9	0-3	0-2	5	1	1	2	0	0	2
Bejarano	32	6-14	1-6	0-0	11	2	1	2	0	1	13
Octeus	14	1-3	0-0	0-0	2	3	0	2	0	0	2
De Cimán	0+	0-0	0-0	0-0	0	0	0	0	0	0	0
Santo	5	0-1	0-0	0-0	1	0	1	0	0	0	0
Team					3						
Totals	225	27-75	6-22	12-19	54	16	9	10	3	4	72

SDSU	MP	FG	3FG	FT	R	F	A	TO	B	S	TP
O'Brien	*38	4-6	0-0	1-1	10	1	3	0	1	1	9
Stephens	*29	0-0	0-0	2-2	5	5	1	0	0	0	2
Thames	*31	3-11	3-5	5-6	1	2	0	0	0	0	14
Franklin, J.	*43	6-19	5-12	6-8	7	3	2	4	1	1	23
Tapley	*32	7-14	3-7	2-2	5	1	3	3	0	2	19
Spencer	19	0-1	0-0	0-0	3	2	1	0	2	0	0
Rahon	16	3-6	1-3	1-2	1	1	1	1	0	0	8
Johnson	2	0-0	0-0	0-0	1	0	0	0	0	0	0
Shepard	15	1-5	1-2	1-4	2	0	1	1	0	0	4
Team					4						
Totals	225	24-62	13-29	18-25	38	15	14	9	4	4	79

Halftime: San Diego State 41, Colorado State 23. **End of Regulation:** San Diego State 63, Colorado State 63. **FG%:** San Diego State 38.7, Colorado State 36.0. **3FG%:** San Diego State 44.8, Colorado State 27.3. **FT%:** San Diego State 72.0, Colorado State 63.2. **Officials:** Dick Cartmell, Gerry Pollard, Chris Raslatler. **Technical:** None.



Game 17

No. rv/23 UNLV 82
No. 15/14 San Diego State 75
Jan. 16, 2013 ♦ San Diego, Calif.
Viejas Arena ♦ Att.: 12,414

SAN DIEGO - No. 15/14 San Diego State suffered its first Mountain West loss and first defeat in 11 home games after it finished on the short end of an 82-75 decision to No. rv/23 UNLV.

The Aztecs received a game-high 27 points from Jamaal Franklin, a career-high 18 from Winston Shepard and 16 from Chase Tapley, while committing just five turnovers, but the effort was not enough. SDSU was outrebounded, 43-31, and allowed the Runnin' Rebels to shoot 51.6 percent from the floor.

In the first half, San Diego State struggled to keep up with UNLV's pace. The Rebels shot 57.6 percent from the floor and held the Aztecs to 40.0-percent accuracy. SDSU kept itself in the game, however, by making 15-of-19 free-throw attempts and receiving 17 points from Franklin and 11 from Shepard. At the end of one half, San Diego State trailed, 48-42.

UNLV raced out to a 10-point lead coming out of the locker room, but over the course of six minutes, the Aztecs roared back and took a 61-60 lead on a lay-up by Tapley. Shepard got into the mix with a jumper which capped a 12-0 run and propelled SDSU to a three-point lead.

The Rebels went on a 9-4 run of their own to move ahead by four with 5:39 to play. But like they had earlier, the Aztecs erased the deficit to tie the game at 73-73 with under four minutes left in regulation.

San Diego State, unfortunately, gave up a couple of offensive rebounds, which turned into UNLV buckets and the Runnin' Rebels pulled away to pull even with the Aztecs in the MW standings at 2-1.

Anthony Marshall led UNLV with 20 points, eight rebounds and five assists. Bryce Jones added 14 points and five rebounds off the bench and Khem Birch chipped in 12 points, a game-high five blocks and altered numerous shots while playing on the low block.

UNLV	MP	FG	3FG	FT	R	F	A	TO	B	S	TP
Birch	*27	6-10	0-0	0-0	5	3	1	1	5	0	12
Bennett	*20	4-7	0-2	1-2	2	2	2	2	0	0	9
Moser	*18	4-9	1-2	0-0	7	2	1	1	0	0	9
Marshall	*34	8-13	0-2	4-7	8	4	5	5	0	1	20
Reinhardt	*34	2-6	1-2	4-4	2	1	3	0	0	0	9
Goodman	2	0-0	0-0	0-0	3	1	0	1	0	0	0
Thomas	8	1-1	0-0	0-0	4	1	1	0	0	0	2
Cook	5	1-1	1-1	0-0	0	0	0	0	0	0	3
Lopez-Sosa	0+	0-0	0-0	0-0	0	0	0	0	0	0	0
Dejean-Jones	28	5-14	1-3	3-4	5	3	2	2	1	0	14
Hawkins	24	2-3	0-1	0-0	5	2	0	0	0	0	4
Team					2						
Totals	200	33-64	4-13	12-17	43	19	15	12	6	1	82

SDSU	MP	FG	3FG	FT	R	F	A	TO	B	S	TP
O'Brien	*28	4-10	0-0	1-1	4	0	0	0	0	0	8
Stephens	*18	0-2	0-0	1-2	4	2	0	1	0	1	1
Thames	*25	0-5	0-2	0-0	2	3	0	1	0	0	0
Franklin, J.	*34	9-21	1-6	8-10	7	3	0	2	1	1	27
Tapley	*33	7-15	2-7	0-0	2	2	1	0	1	0	16
Spencer	17	2-2	0-0	0-0	3	1	0	0	3	1	4
Rahon	21	0-3	0-2	1-2	1	0	1	0	0	2	1
Shepard	24	4-9	0-2	10-12	5	3	5	1	0	2	18
Team					3						
Totals	200	26-67	3-19	20-27	31	14	7	5	5	7	75

Halftime: UNLV 48, San Diego State 42. **FG%:** UNLV 51.6, San Diego State 38.8. **3FG%:** UNLV 30.8, San Diego State 15.8. **FT%:** San Diego State 74.1, UNLV 70.6. **Officials:** David Hall, John Higgins, Randy McCall. **Technical:** UNLV - Anthony Bennett.



Game 18

No. rv/rv Wyoming 58
No. 15/14 San Diego State 45
Jan. 19, 2013 ♦ Laramie, Wyo.
Arena-Auditorium ♦ Att.: 9,573

LARAMIE, Wyo. - No. 15/14 San Diego State suffered its second straight loss when it was on the wrong end of a 58-45 score at Wyoming.

The Aztecs had arguably their worst showing of the season as they scored nine first-half points, shot 28.8 percent from the floor and 11.1 percent from behind the three-point arc.

In the aforementioned first half, SDSU was 4-for-24 from the field, including an 0-for-8 showing from three-point distance. San Diego State never gave itself a chance to score from the free-throw line as it took numerous quick shots. By halftime, the Aztecs were just 1-for-1 from the charity stripe.

In San Diego State's defense, its defense was strong in the first 20 minutes, limiting the Cowboys to just 32.0 percent shooting and 2-for-13 from behind the arc. At halftime, the Aztecs trailed, 20-9.

The second half was a better showing from SDSU as it shot 37.1 percent from the floor and was 8-for-10 from the free-throw line. Despite its improved accuracy, they still struggled from three as the Aztecs made just 2-of-10. With Wyoming holding a modest lead and SDSU's failure to make baskets, the Cowboys milked the shot clock nearly every time down. As a result, they attempted just 17 shots in the second half and made 10. Wyoming also made 16-of-25 from the stripe.

The Aztecs cut their deficit to seven points, the closest they got the entire second half, with 3:55 left in regulation, but Wyoming made 11-of-16 free-throws down the stretch to put the game out of reach.

San Diego State was short-handed before tip-off as starting point guard Xavier Thames was ruled out due to a strained back. Winston Shepard earned the start and contributed 10 points and six rebounds. Jamaal Franklin, meanwhile, led the Aztecs with 13 points.

For Wyoming, it received 14 points and 14 rebounds from Leonard Washington, and 11 points and 12 boards from Larry Nance, Jr. Derrious Gilmore and Josh Adams added 13 and 12 points, respectively.

SDSU	MP	FG	3FG	FT	R	F	A	TO	B	S	TP
O'Brien	*21	1-5	0-0	0-0	4	5	0	3	0	0	2
Stephens	*26	3-5	0-0	1-1	7	4	0	0	1	1	7
Shepard	*27	4-12	0-2	2-3	6	4	0	2	0	0	10
Franklin, J.	*35	3-14	1-6	6-7	4	2	3	4	0	2	13
Tapley	*35	4-12	1-5	0-0	3	3	1	1	0	1	9
Spencer	17	2-2	0-0	0-0	3	0	0	0	0	1	4
Polee III	12	0-2	0-1	0-0	3	1	0	0	0	0	0
Rahon	26	0-7	0-4	0-0	1	2	0	0	0	0	0
Johnson	1	0-0	0-0	0-0	0	1	0	1	0	0	0
Ebrahimian	0+	0-0	0-0	0-0	0	1	0	0	0	0	0
Team					6						
Totals	200	17-59	2-8	9-11	37	23	4	11	1	5	45

WY	MP	FG	3FG	FT	R	F	A	TO	B	S	TP
Washington	*37	5-11	0-3	4-6	14	3	1	2	2	5	14
Grabau	*37	1-4	1-4	0-2	1	1	3	3	0	0	3
Nance, Jr.	*38	4-8	1-2	2-2	12	4	1	2	1	1	11
Gilmore	*37	2-8	2-5	7-10	1	4	2	6	0	1	13
Adams	*34	4-9	0-2	4-5	0	4	2	2	0	1	12
Cooke, Jr.	5	1-1	0-0	0-0	2	0	0	0	0	0	2
Sobey	12	1-1	0-0	1-2	1	1	3	0	0	0	3
Team					5						
Totals	200	18-42	4-16	18-27	36	14	12	15	3	8	58

Halftime: Wyoming 20, San Diego State 9. **FG%:** Wyoming 42.9, San Diego State 28.8. **3FG%:** Wyoming 25.0, San Diego State 11.1. **FT%:** San Diego State 81.8, Wyoming 66.7. **Officials:** Bill Gracey, Dan Chrisman, Brad Gaston. **Technical:** San Diego State - Winston Shepard, Jamaal Franklin.

2012-13 Recaps

FOUR CONSECUTIVE NCAA TOURNAMENT APPEARANCES ▶ SEVEN-TIME MOUNTAIN WEST CHAMPIONS



Game 19

No. rv/25 San Diego State 78
Nevada 57

Jan. 23, 2013 ♦ Reno, Nev.
Lawlor Events Center ♦ Att.: 7,924

RENO, Nev. - No. rv/25 San Diego State stopped a two-game losing streak thanks to a devastating second-half run en route to a 78-57 victory at Nevada.

The Aztecs were up, 56-52, with 9:54 left in the second half, before rattling off 14 unanswered points and ultimately embarking on an 18-1 run to take a commanding 74-53 lead with just over three minutes to play.

SDSU was in control from the opening tip and eventually led by as many as 14 points with 5:53 remaining in the first half. The Wolf Pack, however, turned up its defensive intensity and clawed its way back into the game.

Nevada scored nine straight points to get within five points, but Chase Tapley put a temporary end to the threat with one of his three three-point field goals to extend the Aztecs' lead to eight.

The Wolf Pack answered with a Malik Story trey, but Tapley responded with a jumper of his own. Nevada went on a 7-0 run to tie the game at 31-31, only to have JJ O'Brien make both of his free-throw attempts to break the stalemate.

As the half was coming to a close, Nevada took a pair of one-point leads in the final 1:52, but an O'Brien lay-up with two seconds left gave the visitors a 39-38 lead and eventually set up the game-deciding second-half surge by SDSU.

Tapley shared game-high honors with Nevada's Malik Story as they both poured in 17 points. Jamaal Franklin added 14 points and seven rebounds, and O'Brien, who received the start at point guard, scored 12.

Xavier Thames, who sat out the game at Wyoming due to a back strain, returned to action and contributed eight points in 20 minutes. In addition, Winston Shepard came off the bench and produced a game- and career-high eight rebounds.

For Nevada, joining Story in double figures were Jerry Evans, Jr., and Deonte Burton, who scored 14 and 12, respectively.

SDSU	MP	FG	3FG	FT	R	F	A	TO	B	S	TP
O'Brien	*19	4-5	0-1	4-7	3	1	2	0	0	0	12
Stephens	*20	1-3	0-0	0-0	5	2	0	1	2	0	2
Rahon	*28	4-6	0-2	0-0	5	2	0	0	0	0	8
Franklin, J.	*36	5-14	1-6	3-4	7	1	5	6	4	14	14
Tapley	*32	7-12	3-5	0-0	3	2	4	1	1	0	17
Spencer	18	3-3	0-0	0-2	2	3	0	1	1	1	6
Thames	20	2-5	2-3	2-2	1	4	1	0	0	0	8
Polee II	1	0-1	0-1	0-0	0	0	0	0	0	0	0
Johnson	2	1-1	0-0	0-0	0	0	0	0	0	0	2
Shepard	24	4-7	0-1	1-1	8	2	3	5	0	1	9
Team					4						
Totals	200	31-57	6-19	10-16	38	17	15	14	4	6	78

Nevada	MP	FG	3FG	FT	R	F	A	TO	B	S	TP
Panzer	*15	0-2	0-1	0-0	3	0	0	1	0	0	0
Evans, Jr.	*33	6-10	1-2	1-1	7	1	3	4	0	1	14
Burris	*26	1-5	0-3	2-2	3	4	0	0	1	0	4
Burton	*39	2-11	1-6	7-10	3	1	6	2	0	2	12
Story	*29	6-13	3-7	2-3	2	2	1	2	0	1	17
Coleman	17	1-3	0-0	0-0	1	3	2	4	0	2	2
Elliott	12	2-5	0-0	0-0	1	4	0	1	0	0	4
Huff	16	1-4	0-2	0-0	1	0	0	0	1	1	2
Fall	13	0-2	0-0	2-2	3	0	0	0	0	0	2
Team					5						
Totals	200	19-55	5-21	14-18	29	15	12	14	2	7	57

Halftime: San Diego State 39, Nevada 38. FG%: San Diego State 54.4, Nevada 34.5. 3FG%: San Diego State 31.6, Nevada 23.8. FT%: Nevada 77.8, San Diego State 62.5. Officials: Verne Harris, Mark Whitehead, Eric Curry. Technicals: None.



Game 20

No. rv/25 San Diego State 55
No. 15/17 New Mexico 34

Jan. 26, 2013 ♦ San Diego, Calif.
Viejas Arena ♦ Att.: 12,414

SAN DIEGO - No. rv/25 San Diego State used a suffocating defense to defeat Mountain West leader and No. 15/17 New Mexico, 55-34, at Viejas Arena.

The Lobos, who came into the game with an unblemished 4-0 record in league play, were held to their lowest point total since Jan. 31, 1976. UNM shot 25.0 percent from the floor, which was its lowest field-goal percentage since at least 1965. For the Aztecs, meanwhile, the 34 points tied the school record for fewest allowed in the Division I era at Viejas Arena as an MW member.

SDSU continued what it started in its previous game at Nevada, which was limit its opponents to less than 20 points in a half. The Aztecs held the Wolf Pack to 19 points in the second half and then allowed 19 more to UNM in the first half. In the final 20 minutes, San Diego State's defense got even tighter as the Lobos managed just 15 second-half points to ensure its offensive futility for the game.

JJ O'Brien was the star for the Aztecs in this game as he did a little bit of everything. The sophomore forward started at point guard again and delivered a season-high 12 points for a second straight game, 10 rebounds, seven of which were offensive, two assists, a season-high two blocked shots and a steal. What did not show up in the box score was his defense against New Mexico's 7-footer in Alex Kirk (2 points, 1-8 FG).

By himself, O'Brien outrebounded the Lobos on the offensive glass, 7-6, and scored a majority of his points off second-chance opportunities. As a result, San Diego State outscored New Mexico, 32-8, in the paint and 11-2 in second-chance points.

Jamaal Franklin joined O'Brien in the double-digit scoring column with 10 points, while grabbing seven rebounds. As a team, eight of 10 Aztecs scored at least four points.

UNM	MP	FG	3FG	FT	R	F	A	TO	B	S	TP
Adams	*23	1-2	0-0	0-0	0	2	0	0	0	2	2
Kirk	*30	1-8	0-2	0-1	6	1	0	2	3	0	2
Greenwood	*29	1-5	1-4	2-2	6	1	0	1	1	1	5
Williams	*35	5-9	1-2	3-4	4	1	3	5	0	1	14
Snell	*29	2-7	1-2	2-2	2	2	1	6	0	2	7
Thomas	7	1-3	0-0	0-0	0	1	1	0	0	0	2
Fenton	16	0-4	0-4	2-2	1	0	0	1	0	0	2
Banyard	4	0-0	0-0	0-0	1	1	0	0	0	0	0
Alford	2	0-1	0-0	0-0	0	0	0	0	0	0	0
Walker	1	0-1	0-1	0-0	0	1	1	0	0	0	0
Bairstow	24	0-4	0-0	0-0	3	0	2	2	1	1	0
Team					3						
Totals	200	11-44	3-15	9-11	26	10	8	17	5	7	34

SDSU	MP	FG	3FG	FT	R	F	A	TO	B	S	TP
O'Brien	*31	6-10	0-0	0-0	10	2	2	1	2	1	12
Stephens	*20	2-4	0-0	1-4	6	1	0	1	1	1	5
Rahon	*32	3-8	0-3	0-0	4	3	0	0	0	0	6
Franklin, J.	*38	4-16	2-4	0-0	7	4	3	5	0	2	10
Tapley	*20	4-7	0-3	0-0	2	3	2	2	0	2	8
Spencer	20	2-2	0-0	0-0	3	1	0	1	2	3	4
Thames	23	1-7	1-4	2-2	2	0	1	0	0	1	5
Polee II	3	0-0	0-0	0-0	0	0	0	0	0	0	0
Johnson	1	0-1	0-0	0-0	0	0	0	0	0	0	0
Shepard	12	1-2	0-1	3-4	3	0	1	1	0	0	5
Team					4						
Totals	200	23-57	3-15	6-10	41	14	9	12	5	10	55

Halftime: San Diego State 33, New Mexico 19. FG%: San Diego State 40.4, New Mexico 25.0. 3FG%: San Diego State 20.0, New Mexico 20.0. FT%: New Mexico 81.8, San Diego State 60.0. Officials: Scott Thornley, David Hall, Dick Cartmell. Technicals: None.



Game 21

Air Force 70
No. 22/20 San Diego State 67

Feb. 2, 2013 ♦ USAF Academy, Colo.
Clune Arena ♦ Att.: 5,011

USAF ACADEMY, Colo. - No. 22/20 San Diego State had its two-game winning streak stopped as Air Force defeated the Aztecs for the second straight season at Clune Arena, this time earning a 70-67 victory.

The Falcons, who were 9-1 on the year at Clune entering the contest, made 12 three-pointers for the game, including eight in the first half to put SDSU in an early hole.

San Diego State, which was without Jamaal Franklin in the 2012 meeting, was without the services of starting point guard Xavier Thames. The junior declared himself unfit to play due to a lingering back strain. Making matters worse was the fact that Chase Tapley, the Aztecs' second-leading scorer, was nursing a sprained right shooting wrist.

SDSU's injury report ensured the Aztecs would not be at full strength and Air Force's accuracy from distance did not help the visitors' cause. In the first half alone, the Falcons were 8-for-18 from behind the arc. Despite the circumstances, San Diego State trailed, 35-30, thanks to its prowess on the offensive glass (15-5).

The second half was a game of runs as the Aztecs used an early 9-0 run to take a two-point lead. Then Air Force went on a 19-2 run to move ahead, 59-47, with 9:30 left. San Diego State, however, would not go down without a fight as it put together a 12-3 run of its own to cut the Falcon lead to 62-59 with just over four minutes to play.

Two Air Force free-throws temporarily put an end to the Aztec run, but Franklin scored five straight points to tie the game at 64-64, with 2:26 left on the game clock.

With 51 seconds remaining, Franklin made 1-of-2 free-throws to get SDSU to within 68-67, but the Kamryn Williams converted a pair of free-throws for the Academy. In the waning moments of the game, Franklin missed a three to tie and James Rahon did the same as time expired.

Franklin finished with 25 points and six assists, and Rahon added 14. The starting frontcourt of JJ O'Brien and DeShawn Stephens each contributed 10 points.

SDSU	MP	FG	3FG	FT	R	F	A	TO	B	S	TP
O'Brien	*34	4-7	0-0	2-2	7	4	1	2	0	0	10
Stephens	*27	4-6	0-0	2-4	8	3	1	2	1	1	10
Rahon	*33	6-14	2-9	0-0	0	2	1	3	0	0	14
Franklin	*35	7-16	0-4	11-12	10	2	6	4	0	2	25
Tapley	*35	1-7	0-5	0-0	1	1	6	0	0	1	2
Spencer	13	1-2	0-0	0-0	2	0	0	1	0	0	2
Polee II	3	0-1	0-0	0-0	1	1	0	1	0	0	0
Shepard	20	2-4	0-1	0-0	5	1	4	0	0	0	4
Team					3						
Totals	200	25-57	2-9	15-18	37	14	19	13	1	4	67

AFA	MP	FG	3FG	FT	R	F	A	TO	B	S	TP
Fitzgerald	*26	2-5	0-1	0-0	2	4	2	2	0	2	4
Earis	*12	1-2	1-1	0-0	1	2	2	2	0	0	3
Broekhuis	*31	3-8	1-6	0-0	2	0	2	2	1	0	7
Fletcher	*38	5-8	3-6	0-0	3	2	5	2	0	1	13
Lyons	*36	7-12	3-7	3-3	5	2	4	1	0	1	20
Olesinski	9	3-5	2-4	0-0	2	0	1	0	0	0	8
Coggins	6	0-0	0-0	0-0	0	0	2	0	0	0	0
Hammonds	10	2-3	1-1	0-0	1	3	1	0	0	1	5
Yon	3	0-1	0-1	0-0	0	0	0	0	0	0	0
Green	14	1-5	1-3	1-2	2	2	1	0	0	2	4
Team					3						
Totals	200	25-51	12-30	8-9	23	18	20	10	2	7	70

Halftime: Air Force 35, San Diego State 30. FG%: Air Force 49.0, San Diego State 43.9. 3FG%: Air Force, 40.0, San Diego State 10.5. FT%: Air Force 88.9, San Diego State 83.3. Officials: Randy McCall, Tony Padilla, Jimmy Casas. Technicals: None.

2012-13 Recaps

FOUR CONSECUTIVE NCAA TOURNAMENT APPEARANCES ▶ SEVEN-TIME MOUNTAIN WEST CHAMPIONS



2012-13 RECAPS < REVIEW



Game 22

No. rv/T-25 San Diego State 63
Boise State 62
Feb. 6, 2013 ♦ San Diego, Calif.
Viejas Arena ♦ Att.: 12,414

SAN DIEGO - Chase Tapley knocked down a three-pointer with 2.8 seconds left to lift No. rv/T-25 San Diego State to a 63-62 victory over Boise State in front of a sellout Viejas Arena crowd.

The Aztecs, who led by as many as 17 points, saw their lead wash away as the game carried on. Derrick Marks, who scored all of his 16 points in the second half, made the front end of two free throws, which gave the Broncos a 62-60 lead with 11 seconds left.

On the ensuing possession, Jamaal Franklin drove the length of the court and lost control of the ball in the paint. The loose ball found Tapley, who ball-faked to James Rahon and knocked down the three. Tapley had missed his last 12 three-point field-goal attempts before nailing his first-career game-winning shot.

The outcome was almost taken away as quick as SDSU earned it when Mikey Thompson heaved a 30-foot three that rattled the rim before bouncing away.

Before the score got close, the Aztecs looked as if they would run away with the final game of the first half of conference action. SDSU was firing on all cylinders for the first 15 minutes of the game as it jumped out to a 17-point lead. By halftime, Boise State had narrowed its deficit to 38-28.

Marks, however, single-handedly carried the Broncos, scoring six straight points, assisting on an Anthony Drmic layup and knocking down a three-pointer. At this point, Boise State trailed by just three and continued to have success from behind the arc. With 5:43 left in regulation, Marks made another three, which gave the Broncos a 56-54 lead.


Not more than two minutes later, with the score tied at 58, Thompson hit his fourth three of the game to give the Broncos a 61-58 advantage. Then after a combined eight empty possessions, Franklin made his layup, Marks made 1-of-2 free throws and Tapley sent his teammates into a frenzy.

Rahon, who started again for the injured Xavier Thames, led all scorers with 16 points. Franklin had 14 points and eight boards. Tapley and JJ O'Brien scored 12 and 10, respectively.

Marks and Thompson each scored 16 to lead Boise State.

BSU	MP	FG	3FG	FT	R	F	A	TO	B	S	TP
Watkins	*19	3-6	0-0	0-0	9	2	0	3	0	0	6
Drmic	*33	3-13	1-5	0-0	3	4	1	2	0	0	7
Thompson	*36	5-14	4-5	2-2	5	2	2	2	0	0	16
Marks	*31	6-15	2-3	2-4	1	4	7	3	0	1	16
Elorriaga	*40	0-2	0-2	2-3	5	2	0	0	0	1	2
Hanstad	1	0-0	0-0	0-0	0	0	0	0	0	0	0
Bropoleh	19	2-4	1-2	0-0	3	2	1	0	0	0	5
Buckner	21	5-6	0-0	0-0	7	1	0	0	1	1	10
Team					2				1		
Totals	200	24-60	8-17	6-9	35	17	11	11	1	3	62
SDSU	MP	FG	3FG	FT	R	F	A	TO	B	S	TP
O'Brien	*32	5-7	0-0	0-2	5	3	1	1	1	1	10
Stephens	*25	2-3	0-0	0-1	3	1	0	0	1	1	4
Rahon	*39	6-14	4-8	0-1	5	4	0	0	0	2	16
Franklin, J.	*34	4-10	1-2	5-8	8	3	3	5	1	1	14
Tapley	*35	4-12	1-5	3-4	2	1	5	0	0	0	12
Spencer	13	1-1	0-0	0-0	3	0	0	1	4	0	2
Shepard	22	2-5	1-2	0-2	6	1	2	3	0	1	5
Team					1						
Totals	200	24-52	7-17	8-18	33	13	11	10	7	6	63

Halftime: San Diego State 38, Boise State 28. FG%: San Diego State 46.2, Boise State 40.0. 3FG%: Boise State 47.1, San Diego State 41.2. FT%: Boise State 66.7, San Diego State 44.4. Officials: Bob Staffen, Eric Curry, Chris Rastatter. Technicals: None.



Game 23

No. rv/T-25 San Diego State 75
Fresno State 53
Feb. 9, 2013 ♦ San Diego, Calif.
Viejas Arena ♦ Att.: 12,414

SAN DIEGO - No. rv/T-25 San Diego State opened the second half of Mountain West play with a dominant 75-53 victory over Fresno State at a sold-out Viejas Arena.

The game marked the return of Xavier Thames (13 minutes, zero turnovers), who missed four of eight league games, and a pair of milestones for Jamaal Franklin, who reached the 1,000-point and 500-rebound mark for his career.

The Aztecs trailed, 2-0, and promptly embarked on a 10-0 run. In all, SDSU opened the game with a 14-4 spurt in the first 8:15 of the game. San Diego State ultimately took a 25-17 lead into halftime after holding the Bulldogs to 24.1-percent shooting in the first 20 minutes.

Fresno State opened the second half like it did the first, with a bucket, but the Aztecs rattled off 13 straight points to take a commanding 19-point lead with 14:26 left in regulation. After the Bulldogs temporarily put a stop to the bleeding, San Diego State went on a 19-7 run, which included six straight points from Winston Shepard during one stretch, to jump out to a 57-28 lead with nine minutes to play.

SDSU never led by more than 29 the rest of the way, but was never threatened either as Fresno State was unable to get any closer than 21 points.

Franklin and James Rahon shared game-high honors with 14 points. Franklin also led all players with 11 rebounds. Shepard, meanwhile, added 10 points for an Aztec side that had 11 different players score.

Fresno State, which shot 29.3 percent from the field, was led by Tyler Johnson's 14 points. Braeden Anderson scored 12 and was followed by Marvelle Harris' 11.

FS	MP	FG	3FG	FT	R	F	A	TO	B	S	TP
Brown	*13	0-3	0-0	0-0	1	4	1	3	0	3	0
Foster	*17	1-6	0-1	2-2	4	2	0	0	0	0	4
Johnson	*30	5-15	2-5	2-3	8	1	1	0	0	0	14
Olekaibe	*25	1-8	1-5	0-0	3	2	1	4	0	1	3
Anderson, A.	*15	0-0	0-0	0-0	0	1	0	0	0	0	0
Anderson, B.	21	4-6	0-1	4-6	6	4	0	1	0	0	12
Giddings	27	2-5	0-0	0-0	3	2	0	0	0	0	4
Huddleston	18	1-5	1-5	2-4	0	0	2	0	0	1	5
Ely	2	0-0	0-0	0-0	0	0	0	0	0	0	0
Harris	32	3-10	0-2	5-8	4	2	3	1	1	1	11
Team					4						
Totals	200	17-58	4-19	15-23	33	18	8	9	1	6	53
SDSU	MP	FG	3FG	FT	R	F	A	TO	B	S	TP
O'Brien	*28	2-4	0-0	0-0	3	1	0	0	1	0	4
Stephens	*17	1-4	0-0	0-2	5	1	1	0	0	1	2
Rahon	*28	6-10	2-4	0-0	0	1	1	0	0	0	14
Franklin, J.	*28	3-10	1-3	7-10	11	1	1	3	0	1	14
Tapley	*26	2-7	2-5	3-4	4	1	6	3	0	1	9
Spencer	19	3-3	0-0	0-0	6	2	0	0	3	0	6
Thames	13	1-2	1-2	2-2	4	2	3	0	2	0	5
Staten	1	1-2	0-0	0-0	0	0	0	0	0	0	2
Polee II	10	3-4	2-2	0-0	1	2	0	0	0	0	8
Johnson	7	0-0	0-0	1-2	1	1	0	0	0	0	1
Shepard	17	4-6	0-0	2-5	3	2	2	4	0	1	10
Ebrahimi	3	0-0	0-0	0-0	0	0	0	0	0	0	0
Douglas	1	0-0	0-0	0-0	0	0	0	1	0	0	0
Castleberry	2	0-0	0-0	0-0	0	0	0	0	0	0	0
Team					5				1		
Totals	200	26-52	8-16	15-25	43	14	14	12	6	4	75

Halftime: San Diego State 25, Fresno State 17. FG%: San Diego State 50.0, Fresno State 29.3. 3FG%: San Diego State 50.0, Fresno State 21.1. FT%: Fresno State 65.2, San Diego State 60.0. Officials: Shawn Lehigh, K.C. Ely, Randy Heimerman. Technicals: None.



Game 24

No. 24/24 Colorado State 66
No. rv/22 San Diego State 60
Feb. 13, 2013 ♦ Fort Collins, Colo.
Moby Arena ♦ Att.: 8,745

FORT COLLINS, Colo. - No. rv/22 San Diego State went to Fort Collins looking to snap Colorado State's 26-game home winning streak, but came up just short in the end, falling to the Rams, 66-60, in front of a raucous and sold-out Moby Arena.

SDSU looked poised to escape with the victory when consecutive baskets from JJ O'Brien gave the Aztecs a 60-58 lead with 1:29 to play.

CSU, the top rebounding team in the nation, however, did just that on its next possession. Dorian Green missed a jumper and Pierce Hornung grabbed the offensive board and found Green, who knocked down a three-pointer with 1:05 left in regulation.

An empty San Diego State possession led to a controversial play on Colorado State's next trip down. Green drove the lane and Jamaal Franklin appeared to have possession in the key, but was called for the block. Green made the shot and converted the three-point play to propel the Rams to a 63-60 lead with 18 ticks left.

Franklin tried to make a play going the other way, but turned the ball over, leading to an uncontested dunk by Jon Octeus to provide the final margin.

The Rams lived up to their rebounding ranking and outrebounded the Aztecs, 43-31. To make up for its rebounding disadvantage, SDSU took great care of the ball, mishandling it just eight times. San Diego State, however, turned it over three times in the final five minutes, which led to four Rams points.

The Aztecs, who were tied at halftime with CSU at 35-35, had four players score in double figures, led by Chase Tapley's 16. O'Brien and Xavier Thames each scored 12, while Franklin chipped in 11 and seven rebounds.

For the Rams, they were led by Green's 16 points and Greg Smith's 15. Hornung, meanwhile, added 12 points. Colton Iverson, Colorado State's leading scorer, was held to just seven points, but collected 11 rebounds.

SDSU	MP	FG	3FG	FT	R	F	A	TO	B	S	TP
O'Brien	*30	6-8	0-0	0-0	5	2	2	2	0	0	12
Stephens	*23	1-3	0-0	0-0	4	3	0	0	1	1	2
Rahon	*24	2-6	1-1	0-0	0	2	2	0	1	1	5
Franklin, J.	*32	4-13	1-4	2-4	7	2	1	2	1	1	11
Tapley	*34	6-14	3-4	1-1	3	1	1	1	1	3	16
Spencer	13	0-0	0-0	0-0	2	3	0	0	1	0	0
Thames	21	4-10	1-6	3-5	4	0	1	1	0	0	12
Johnson	4	0-0	0-0	0-0	0	0	0	0	0	0	0
Shepard	19	0-5	0-1	2-4	3	1	0	2	1	0	2
Team					3						
Totals	200	23-59	6-16	8-14	31	14	7	8	6	6	60
CSU	MP	FG	3FG	FT	R	F	A	TO	B	S	TP
Hornung	*36	3-7	1-1	5-6	8	4	4	1	0	0	12
Smith	*33	6-9	0-1	3-4	7	2	4	1	1	1	15
Iverson	*29	3-8	0-0	1-4	11	1	1	4	0	0	7
Eikmeier	*31	1-9	1-4	2-2	5	1	2	0	0	1	5
Green	*36	6-13	3-4	1-1	1	2	6	2	0	1	16
Bejarano	23	1-5	0-2	0-0	6	2	0	0	0	1	2
Octeus	12	4-6	1-2	0-0	0	0	1	1	0	1	9
Team					5						
Totals	200	24-57	6-14	12-17	43	12	16	11	1	5	66

Halftime: San Diego State 35, Colorado State 35. FG%: Colorado State 42.1, San Diego State 39.0. 3FG%: Colorado State 42.9, San Diego State 37.5. FT%: Colorado State 70.6, San Diego State 57.1. Officials: Randy McCall, Dick Cartmell, Michael Irving. Technicals: None.



Game 25

No. rv/rv UNLV 72
 No. rv/22 San Diego State 70
 Feb. 16, 2013 ♦ Las Vegas, Nev.
 Thomas & Mack Center ♦ Att: 18,577

LAS VEGAS - No. rv/22 San Diego State suffered another heartbreaking defeat, this time at UNLV, 72-70, at a sold-out Thomas & Mack Center.

The Aztecs dominated the first half and led by as many as 11 points. In the frame, JJ O'Brien scored a season-high 15 points on 7-of-12 shooting for an SDSU side that shot 46.3 percent from the floor. UNLV, however, got to within six at halftime as a result of four three-pointers and a 6-for-6 effort from the stripe.

After the break, the Rebels received eight consecutive points from Anthony Bennett to spring in front, 42-40, with just over 18 minutes left in the game.

Chase Tapley snapped the Bennett run with a three-pointer, to spark a 7-2 Aztec run that gave the visitors a 47-44 lead. Khem Birch scored four straight points off free-throws for UNLV, but SDSU continued to get what it wanted offensively, jumping out to a 54-48 lead.

Bennett, again, stopped the Aztecs' momentum with a three-pointer and fueled a 14-0 run as the Runnin' Rebels built a 62-54 advantage with 8:44 to play.

UNLV upped its lead to 10 as three minutes vanished from the clock, but San Diego State would not go away, embarking on a 10-3 journey, which featured seven points from Tapley, that brought them to within three points, 70-67, with 1:25 to go.

The Aztecs got the defensive stop and Jamaal Franklin streaked down the court, but his lay-up was blocked out of bounds. Following a timeout, Franklin's three-point attempt was off the mark and SDSU was forced to foul.

Justin Hawkins made 1-of-2 from the line to extend UNLV's lead to 71-67, but Tapley kept the Aztecs in the game with a three with 20 seconds to play. Then, O'Brien forced a steal, but Franklin was called for traveling as he was driving the paint with two seconds left, which effectively ended the game.

Tapley had a game-high 22 points and O'Brien, who was guarded by a bigger Birch in the second half, finished with 15. Bennett led UNLV with 21 points and 12 rebounds.

SDSU	MP	FG	3FG	FT	R	F	A	TO	B	S	TP
O'Brien	*36	7-17	1-1	0-1	11	3	2	3	0	1	15
Stephens	*21	2-3	0-0	0-0	4	1	0	0	0	1	4
Rahon	*3	0-0	0-0	0-0	0	0	0	0	0	0	0
Franklin, J.	*33	5-15	0-5	1-1	3	3	2	2	0	5	11
Tapley	*34	8-18	4-8	2-4	6	3	1	2	0	3	22
Spencer	14	1-4	0-0	0-0	3	3	0	1	3	0	2
Thames	32	2-5	1-1	2-2	1	3	1	3	0	1	7
Polee II	4	1-4	0-0	0-0	2	0	0	0	0	0	2
Shepard	23	2-6	0-0	3-4	5	1	1	3	0	1	7
Team					7						
Totals	200	28-72	6-15	8-12	42	17	7	14	3	12	70

UNLV	MP	FG	3FG	FT	R	F	A	TO	B	S	TP
Birch	*33	5-6	0-0	6-6	7	3	1	2	5	1	16
Bennett	*27	7-12	4-5	3-3	12	3	1	2	3	1	21
Marshall	*38	0-8	0-4	1-2	4	3	6	4	0	0	1
Reinhardt	*21	1-5	1-2	3-4	2	2	4	2	0	1	6
Dejean-Jones	*23	2-5	0-2	4-6	3	1	2	3	0	3	8
Goodman	8	2-4	0-1	0-0	2	0	0	0	0	0	4
Thomas	3	0-1	0-0	0-0	2	0	0	1	0	0	0
Cook	2	0-0	0-0	0-0	0	0	0	1	0	0	0
Hawkins	28	3-10	0-3	1-2	2	0	2	1	1	2	7
Moser	17	3-7	2-4	1-2	4	3	1	1	1	2	9
Team					5						
Totals	200	24-47	9-16	8-13	22	13	11	11	0	7	65

Halftime: San Diego State 40, UNLV 34. FG%: UNLV 39.7, San Diego State 38.9. 3FG%: San Diego State 40.0, UNLV 33.3. FT%: UNLV 76.0, San Diego State 66.7. Officials: Scott Thornley, Eric Curry, Hal Lusk. Technicals: None.



Game 26

No. -/rv San Diego State 79
 Wyoming 51
 Feb. 19, 2013 ♦ San Diego, Calif.
 Viejas Arena ♦ Att.: 12,414

SAN DIEGO - SDSU avenged an early season loss to Wyoming by dominating the Cowboys the second time around, 79-51, at Viejas Arena.

The Aztecs, who scored just nine points in the first half in Laramie, nearly held Wyoming to that same figure in the first 20 minutes.

The game was tight initially with the Cowboys holding a 7-6 lead with 14:48 left in the frame. Unfortunately for Wyoming, it would be held scoreless for the next 6 minutes, 19 seconds.

Winston Shepard started the barrage of Aztec points with a jumper that gave SDSU an 8-7 lead. From that point forward, it was never a game as San Diego State scored 15 unanswered points before Wyoming's Larry Nance, Jr., made 1-of-2 free throws to stop the surge. At that point, SDSU led, 21-8.

The Cowboy free throw, however, did not slow the Aztecs down as they went on a 8-0 run sparked by Dwayne Polee II points and led by 21 with 6:42 to go before halftime. SDSU continued to pour it and closed the half on an 8-2 spurt, which gave the Aztecs a 37-13 lead at intermission.

The second half featured more San Diego State offense as it matched its first-half accuracy from the field. The Aztecs, after shooting at a 15-for-22 clip from the field in both halves, finished at 68.2 percent for the game. SDSU's field-goal percentage was its highest since Dec. 12, 2006, when it shot 69.6 percent vs. Campbell. The Aztecs' field-goal percentage also marked the first time they finished at 60 percent or above in a Mountain West game since Feb. 16, 2010, when they shot 60.9 percent at TCU.

Jamaal Franklin led SDSU with 20 points on 6-of-7 shooting from the floor. Polee II, who saw extra time due to the right shoulder injury to James Rahon, provided a spark off the bench with a career-high 16 points. Shepard added 12 points and JJ O'Brien scored 10.

UNLV	MP	FG	3FG	FT	R	F	A	TO	B	S	TP
Cooke, Jr.	*10	1-2	0-0	0-0	4	0	0	2	0	0	2
Nance, Jr.	*31	1-4	1-1	1-2	0	0	1	1	1	1	4
Gilmore	*34	6-14	2-8	1-2	4	0	2	1	0	1	15
Grabau	*30	2-6	0-2	0-0	0	0	2	1	0	0	4
Adams	*35	2-9	0-1	2-4	2	3	2	2	0	2	6
Bentz	3	1-2	0-0	0-0	1	0	1	0	0	0	2
Sobey	25	0-5	0-3	3-3	0	2	2	2	0	1	3
Haldorson	15	2-4	1-1	0-0	1	1	0	0	1	0	5
McManamen	8	0-1	0-0	0-0	0	1	1	0	0	0	0
Sellers	9	5-6	0-0	0-0	1	2	1	0	0	0	10
Team					3						
Totals	200	20-53	4-16	7-11	16	9	12	10	2	5	51

SDSU	MP	FG	3FG	FT	R	F	A	TO	B	S	TP
O'Brien	*28	5-8	0-1	0-0	4	3	2	1	0	2	10
Stephens	*16	4-4	0-0	1-3	3	2	0	5	0	1	9
Thames	*26	0-3	0-0	0-0	2	0	2	1	1	1	0
Franklin, J.	*29	6-7	2-2	6-7	7	1	2	1	1	0	20
Tapley	*27	0-3	0-2	0-0	2	0	7	2	1	1	0
Spencer	21	4-4	0-0	0-0	6	1	1	1	4	0	8
Staten	2	0-1	0-0	0-0	0	0	0	0	0	0	0
Polee II	18	6-8	3-5	1-1	5	1	0	3	0	0	16
Johnson	6	0-0	0-0	1-2	1	1	0	1	1	0	1
Shepard	22	4-5	0-1	4-4	2	0	3	1	0	1	12
Ebrahimi	3	0-0	0-0	0-0	0	0	0	0	0	0	0
Douglas	2	1-1	1-1	0-0	0	0	0	0	0	0	3
Team					3						
Totals	200	30-44	6-12	13-17	35	9	17	16	8	6	79

Halftime: San Diego State 37, Wyoming 13. FG%: San Diego State 68.2, Wyoming 37.7. 3FG%: San Diego State 50.0, Wyoming 25.0. FT%: San Diego State 76.5, Wyoming 63.6. Officials: Dick Cartmell, Darron George, Kevin Bill. Technicals: None.



Game 27

No. -/rv San Diego State 88
 Nevada 75
 Feb. 23, 2013 ♦ San Diego, Calif.
 Viejas Arena ♦ Att.: 12,414

SAN DIEGO - San Diego State extended the program record of eight straight 20-win seasons with its 88-75 victory over Nevada at Viejas Arena.

A season-high six Aztecs scored in double figures and were led by Jamaal Franklin's team-high 23 points and 12 rebounds. Chase Tapley added 17, while JJ O'Brien and Winston Shepard each turned in 14. Xavier Thames and DeShawn Stephens, meanwhile, chipped in 10 points apiece.

All of the aforementioned points were needed on the afternoon as Nevada's Malik Story put on a shooting clinic. The guard was 12-for-22 from the field, including 7-for-13 from behind the three-point arc, to finish with a game-high 33 points. His backcourt teammate, Deonte Burton, continually found the open man and logged 10 assists to go along with 12 points. Jerry Evans, Jr., added 16 in 23 minutes.

Even with the Wolf Pack's three guards doing much of the damage offensively, they were unable to avoid San Diego State's freshman shot blocker in Skylar Spencer. The 6-9 forward blocked a career-high four shots for the second straight game and became the all-time SDSU and MW freshman leader in blocked shots.

The Aztecs enjoyed a 14-point halftime lead due in large part to their three-point accuracy. San Diego State was 7-for-13 from three and shot 59.4 percent from the floor.

In the second half, SDSU led by as many as 22 points with 10:28 to play, but Story and Co., got hot late and cut the deficit to 13, but would not get closer. Nevada, after a dismal shooting effort in the first 20 minutes (37.9 percent), shot 56.0 percent in the second half and was 8-for-13 from three-point distance.

Both teams finished with great percentages from the field. San Diego State shot 58.2 percent, including 45.5 percent from three (10-22). Nevada, after its blistering effort in the second half, was 25-for-54 from the floor to finish a couple ticks under 50 percent (46.3). From behind the arc, the Wolf Pack was an even 50 percent (12-24).

Nevada	MP	FG	3FG	FT	R	F	A	TO	B	S	TP
Huff	*17	0-1	0-0	0-0	1	2	1	0	0	1	0
Panzer	*13	1-2	0-0	0-0	2	0	0	1	0	0	2
Evans, Jr.	*23	5-7	4-6	2-3	1	4	0	0	0	1	16
Burton	*38	3-8	1-3	5-8	2	1	10	4	0	0	12
Story	*39	12-22	7-13	2-4	3	3	2	5	0	0	33
Coleman	14	1-4	0-1	0-0	2	1	0	0	0	0	2
Elliott	17	0-3	0-0	2-2	4	3	0	0	0	0	2
Burriss	29	2-5	0-1	2-2	8	2	0	1	0	0	6
Fall	10	1-2	0-0	0-2	0	2	0	0	0	0	2
Team					4						
Totals	200	25-54	12-24	13-21	27	18	13	12	0	2	75

SDSU	MP	FG	3FG	FT	R	F	A	TO	B	S	TP
O'Brien	*32	6-8	0-0	2-4	6	1	7	2	1	1	14
Stephens	*22	5-5	0-0	1-3	1	3	1	1	0	1	10
Thames	*30	2-9	1-3	5-5	2	4	2	4	0	2	10
Franklin, J.	*35	8-12	3-7	4-5	12	4	5	1	1	1	23
Tapley	*34	6-12	3-7	2-3	3	1	2	2	1	0	17
Spencer	17	0-1	0-0	0-0	2	2	2	0	4	0	0
Polee II	9	0-1	0-1	0-0	2	2	0	2	0	0	0
Shepard	21	5-7	3-4	1-2	2	0	3	1	0	0	14
Team					0						
Totals	200	32-55	10-22	14-19	30	17	22	13	7	5	88

Halftime: San Diego State 46, Nevada 32. FG%: San Diego State 58.2, Nevada 46.3. 3FG%: Nevada 50.0, San Diego State 45.5. FT%: San Diego State 73.7, Nevada 61.9. Officials: Dan Chrisman, Mike Reed, Brent Meaux. Technicals: None.

2012-13 Recaps

FOUR CONSECUTIVE NCAA TOURNAMENT APPEARANCES ▶ SEVEN-TIME MOUNTAIN WEST CHAMPIONS



2012-13 RECAPS < REVIEW



Game 28

No. 14/14 New Mexico 70
No. --/rv San Diego State 60
Feb. 27, 2013 ♦ Albuquerque, N.M.
The Pit ♦ Att.: 15,411

ALBUQUERQUE, N.M. - San Diego State failed to make up any ground on first-place and No. 14/14 New Mexico as it fell to the Lobos, 70-60, in front of a raucous sold-out crowd at The Pit.

The loss snapped a two-game winning streak for the Aztecs and officially put the back-to-back regular-season champions out of title contention.

SDSU, which carried a two-game winning streak at The Pit into game, fared better than it did in the early going a year after falling behind 10-0. Both teams were evenly matched throughout the first half as neither team led by more than three points for nearly 17 minutes. With 3:10 left before halftime, New Mexico took a 27-22 lead after a three-pointer by center Alex Kirk. In the final two minutes, however, the Aztecs outscored the Lobos, 4-1, to trail, 28-26, at the mid-way point.

The second half was entirely different from the first as New Mexico started to catch fire. Hugh Greenwood knocked down a three-pointer and the Aztecs answered with five points in their next three possessions. In between SDSU's five points was a jumper by Tony Snell, and later, in succession, two free-throws from Kirk, a three from Kirk, a lay-up from Kendall Williams and another lay-in from Cameron Bairstow. Following its 14-4 run to open the second half, New Mexico led, 42-30.

James Rahon briefly put an end to the run with a three, but the Lobos rattled off six unanswered points to take a 15-point lead with 12:06 to play.

The Aztecs managed to cut its deficit to five on a lay-up by JJ O'Brien with 4:34 to play, but would not get any closer. SDSU trailed by six with 2:38 left, but could not get the stops or baskets it need to win its third straight at The Pit.

Jamaal Franklin led the Aztecs with 16 points and nine rebounds, with O'Brien adding 10 points and nine boards. As a team, SDSU was dreadful from the field, shooting just 36.2 percent, including a 4-for-23 showing from behind the arc. Its effort at the free-throw line was bad also, making just 14 of 21.

SDSU	MP	FG	3FG	FT	R	F	A	TO	B	S	TP
O'Brien	*32	5-11	0-0	0-3	9	4	0	2	0	2	10
Stephens	*23	4-5	0-0	0-0	7	4	0	2	0	1	8
Thames	*28	3-13	1-6	1-2	2	2	1	1	0	2	8
Franklin, J.	*35	3-13	1-7	9-11	9	2	1	2	0	1	16
Tapley	*30	2-6	1-5	2-3	1	3	1	1	0	0	7
Spencer	11	0-0	0-0	0-0	4	0	0	0	0	1	0
Polee II	1	0-0	0-0	0-0	1	0	0	0	0	0	0
Rahon	22	2-6	1-4	0-0	2	3	1	1	0	0	5
Shepard	18	2-4	0-1	2-2	2	1	3	2	1	0	6
Team					3						
Totals	200	21-58	4-23	14-21	36	23	7	11	1	7	60

UNM	MP	FG	3FG	FT	R	F	A	TO	B	S	TP
Bairstow	*31	5-10	0-0	6-8	5	5	0	2	0	0	16
Kirk	*33	8-12	3-3	6-6	7	2	3	2	3	0	25
Greenwood	*30	2-2	1-1	2-4	6	4	3	1	0	0	7
Williams	*37	1-6	0-4	6-10	6	1	8	2	0	0	8
Snell	*37	3-8	0-2	4-4	3	2	2	1	0	0	10
Thomas	*3	1-1	0-0	0-0	2	0	0	0	0	0	2
Adams	13	1-1	0-0	0-0	3	0	0	0	0	0	2
Fenton	15	0-4	0-3	0-0	0	1	2	0	0	1	0
Banyard	1	0-0	0-0	0-0	0	2	0	1	0	0	0
Team					1						
Totals	200	21-44	4-13	24-32	30	20	18	9	3	1	70

Halftime: New Mexico 28, San Diego State 26. FG%: New Mexico 47.7, San Diego State 36.2. 3FG%: New Mexico 30.8, San Diego State 17.4. FT%: New Mexico 75.0, San Diego State 66.7. Officials: Scott Thornley, Tom O'Neill, Gerry Pollard. Technicals: None.



Game 29

No. --/rv San Diego State 58
Air Force 51
March 6, 2013 ♦ San Diego, Calif.
Viejas Arena ♦ Att.: 12,414

SAN DIEGO - SDSU sent its six seniors out with a victory as the Aztecs avenged an earlier loss to Air Force, 58-51, in front of a packed Viejas Arena.

For the eighth straight season, SDSU won on Senior Night. Prior to the game, the Aztecs honored Chase Tapley, James Rahon, DeShawn Stephens and walk-ons Narbeh Ebrahimian, Jeremy Castleberry and Aaron Douglas.

San Diego State led for most of the game, but never more than six in the first half. Neither team shot the ball well and the Falcons, who erased the Aztecs' six-point lead with 8:57 to go with a 7-0 run, led 18-17 with 5:42 left before halftime. The Air Force lead was its only one of the game before SDSU closed the period on a 6-0 spurt to take a 23-18 lead at intermission.

The Academy quickly outscored the Aztecs, 5-0, at the start of the second half and the game was tied at 23. San Diego State moved ahead briefly, but the Falcons would not go away, eventually leveling the score at 29.

Air Force remained within striking distance over the next few minutes, but Tapley spurred a 9-2 run with five straight points and the Aztecs led, 45-36, with under eight minutes to play.

The Falcons' leading scorer, Michael Lyons, attempted to bring AFA back with two jumpers, but its five-point hole soon turned into 11 in a matter of minutes and SDSU pulled away.

Jamaal Franklin led the way for San Diego State with 12 points, 14 rebounds and four assists. JJ O'Brien, who had his 48-game starting streak snapped to allow Rahon to start, finished with 12 points and six rebounds. Xavier Thames and Chase Tapley, meanwhile, scored 11 and 10, respectively.

Lyons was held to 10 points, 8.1 points below his season average.

AFA	MP	FG	3FG	FT	R	F	A	TO	B	S	TP
Fitzgerald	*29	2-6	2-5	2-2	2	2	1	3	0	0	8
Earls	*18	2-5	0-0	2-3	7	2	1	3	0	0	6
Broekhuis	*14	3-5	1-1	0-0	2	4	0	2	0	0	7
Fletcher	*32	2-7	2-5	0-0	6	3	3	2	0	0	6
Lyons	*32	4-11	1-2	1-4	3	5	3	1	1	0	10
Olesinski	19	2-5	2-4	1-2	1	2	0	1	0	0	7
Coggins	12	0-2	0-0	0-0	2	2	2	0	0	1	0
Hammonds	5	0-1	0-0	0-0	1	1	1	0	0	0	0
Williams	20	0-4	0-0	0-0	3	1	0	0	0	2	0
Michael	1	1-1	1-1	0-0	0	0	0	0	0	0	3
Yon	4	0-0	0-0	4-4	3	1	1	1	0	0	4
Green	13	0-1	0-1	0-0	0	0	0	1	0	0	0
Kammerer	1	0-0	0-0	0-0	0	0	0	0	0	0	0
Team					2						
Totals	200	16-48	9-21	10-15	32	23	13	14	1	3	51

SDSU	MP	FG	3FG	FT	R	F	A	TO	B	S	TP
Franklin, J.	*33	3-6	0-2	6-10	14	3	4	3	3	2	12
Stephens	*14	1-2	0-0	1-5	7	1	0	0	1	0	3
Thames	*34	5-10	1-3	0-2	4	1	2	0	0	1	11
Rahon	*28	2-10	1-3	0-0	4	3	0	2	0	2	5
Tapley	*35	3-13	2-7	2-2	2	3	4	2	0	2	10
Spencer	5	0-1	0-0	0-0	2	0	0	0	0	0	0
Shepard	21	2-7	0-1	1-2	4	2	0	1	1	0	5
O'Brien	27	4-8	0-0	4-6	6	2	0	0	0	0	12
Ebrahimian	1	0-1	0-0	0-0	0	0	0	0	0	0	0
Douglas	1	0-0	0-0	0-0	0	0	0	0	0	0	0
Castleberry	1	0-1	0-1	0-0	0	0	0	0	0	0	0
Team					2						
Totals	200	20-59	4-17	14-27	45	15	10	8	5	7	58

Halftime: San Diego State 23, Air Force 18. FG%: San Diego State 33.9, Air Force 33.3. 3FG%: Air Force 42.9, San Diego State 23.5. FT%: Air Force 66.7, San Diego State 51.9. Officials: Bill Gracey, Larry Spaulding, Randy Heimerman. Technicals: None.



Game 30

Boise State 69
No. --/rv San Diego State 65
March 9, 2013 ♦ Boise, Idaho
Taco Bell Arena ♦ Att.: 10,455

BOISE, Idaho - San Diego State fell behind early and could not dig out of the hole as it dropped its regular-season finale at Boise State, 69-65.

Similar to four of the last five meetings over the last two seasons, this game was decided by four points or less.

The Broncos opened the game on a 6-0 run and never trailed in the first half. Boise State extended its lead to nine points with just under 14 minutes left in the first half and eventually led by 16 points before the Aztecs scored the final four points to trail, 31-19, at halftime.

On Boise State's opening possession of the second half, Anthony Drmic did what he did to start the game and that was hit a three-pointer to lift the Broncos to a 34-19 lead. The Aztecs, however, kept chipping away got to within 44-40 after Xavier Thames knocked down a three-pointer with 12:36 to play.

Over the next seven minutes, both teams traded baskets, but San Diego State was unable to get closer than four points. Then with four minutes on the clock, Chase Tapley knocked down a jumper to bring SDSU to within three. Boise State's Derrick Marks, however, scored seven straight points and the Broncos enjoyed a six-point lead with 1:31 left.

Tapley answered for San Diego State and made it a one-possession game after he hit a three-pointer with 31 seconds remaining. Boise State then knocked down two free-throws only to have Thames respond with two of his own to bring the Aztecs to within three again, but this time only 12 seconds were left.

San Diego State fouled one more time, which sent Marks to the free-throw line. The sophomore missed the first, giving the Aztecs life for a moment, but he stepped back to the line and made the second to put the game out of reach.

Thames led SDSU with 18 points and Tapley added 17. Jamaal Franklin, meanwhile, filled the stat sheet with 15 points and a game-high 13 rebounds.

For Boise State, Marks scored 27 points, and posted nine rebounds and six assists. Drmic poured in 23 points.

SDSU	MP	FG	3FG	FT	R	F	A	TO	B	S	TP
O'Brien	*24	1-4	0-0	2-2	1	4	1	0	0	3	4
Stephens	*28	2-4	0-0	1-2	3	2	0	0	0	1	5
Thames	*33	6-15	2-6	4-4	3	0	2	2	0	2	18
Franklin, J.	*30	5-12	0-2	5-6	13	5	2	2	0	1	15
Tapley	*35	5-14	1-7	6-8	4	2	2	1	0	2	17
Spencer	8	1-1	0-0	0-0	2	0	0	1	0	0	2
Polee II	2	0-0	0-0	0-0	0	0	0	1	0	0	0
Rahon	21	1-3	0-1	0-0	1	0	0	0	0	0	2
Shepard	19	1-2	0-0	0-0	3	3	1	3	0	0	2
Team					3						
Totals	200	22-55	3-16	18-22	32	17	8	10	0	9	65

BSU	MP	FG	3FG	FT	R	F	A	TO	B	S	TP
Buckner	*25	0-2	0-0	0-0	11	2	1	1	0	1	0
Marks	*38	9-19	0-2	9-11	9	1	6	3	2	1	27
Drmic	*33	6-13	4-9	7-8	2	3	0	3	0	0	23
Eiorriaga	*38	1-4	1-4	0-0	3	3	0	2	0	1	3
Hadziomerovic	*25	1-5	0-2	0-0	3	1	1	1	0	1	2
Watkins	15	2-4	0-0	1-1	3	3	0	0	0	1	4
Thompson	14	1-4	0-1	2-2	3	0	2	1	0	0	4
Bropleh	12	2-4	0-1	2-2	0	4	0	0	0	1	6
Team					1						
Totals	200	22-55	5-19	20-24	35	17	10	11	2	6	69

Halftime: Boise State 31, San Diego State 19. FG%: San Diego State 40.0, Boise State 40.0. 3FG%: Boise State 26.3, San Diego State 18.8. FT%: Boise State 83.3, San Diego State 81.8. Officials: Bob Staffen, Ruben Ramos, Jimmy Casas. Technicals: None.

2012-13 Recaps



FOUR CONSECUTIVE NCAA TOURNAMENT APPEARANCES ▶ SEVEN-TIME MOUNTAIN WEST CHAMPIONS



Game 31

(4) No. -/rv San Diego State 73
(5) Boise State 67

March 13, 2013 ♦ Las Vegas, Nev.
Thomas & Mack Center ♦ Att: 13,297

LAS VEGAS - Fourth-seeded San Diego State defeated the same Boise State squad it lost to in Boise four days prior, 73-67, in the quarterfinal round of the Reese's Mountain West Championship at Thomas & Mack Center.

The Aztecs were led by Jamaal Franklin's 19 points and eight rebounds, Xavier Thames' 18 points and season-high six boards, and Chase Tapley's 17 points, six rebounds and four steals.

Unlike the regular-season finale when the Broncos stymied the Aztecs from the start, San Diego State scored on its first possession, and off they went. SDSU led the entire half and got out to an 11-point lead on two occasions, the last of which was with 1:40 left in the frame, before heading to the locker room up, 33-26.

The Aztecs continued to roll on offense while shutting down Boise State's top two players, Derrick Marks and Anthony Drmic. In the first half alone, Marks was held scoreless and Drmic had only seven points. In fact, Marks' first two points came on free throws with 12:09 left in the game and his first field goal came 37 seconds later. At this point, San Diego State was up, 49-38.

Marks, however, seemed to get the Broncos going as his three points jumpstarted a 15-3 Boise State run in which he scored nine points. The spurt gave the Broncos a 50-49 lead.

Boise State would only enjoy the lead for 19 seconds as Franklin canned two from the charity stripe to help SDSU regain the lead. The Aztecs would score six unanswered to jump ahead by five with 6:10 to play.

It would be a two-possession-or-less game for the next three-plus minutes until Winston Shepard got the bucket and the foul, and made the free throw to put the Aztecs up, 64-57, with 58 ticks on the clock.

Down the stretch, Boise State would end up scoring 10 points, but also sent San Diego State to the free-throw line. In the final 58 seconds, the Aztecs were 8-for-9 from the stripe to secure a spot in the MW semifinals.

BSU	MP	FG	3FG	FT	R	F	A	TO	B	S	TP
Watkins	*15	3-4	0-0	1-3	6	3	0	0	0	0	7
Drmic	*35	7-20	2-9	4-7	2	4	1	3	0	3	20
Marks	*34	4-22	2-5	4-4	3	4	3	4	0	2	14
Elorriaga	*39	2-4	1-3	1-2	6	2	3	0	0	3	6
Hadzimerovic	*17	1-3	0-1	2-2	3	3	1	2	0	1	4
Thompson	24	0-3	0-0	4-4	2	3	1	1	0	0	4
Bropoleh	24	3-5	1-1	0-0	4	4	1	1	0	1	7
Buckner	12	2-2	0-0	1-2	3	2	0	0	0	0	5
Team					5				1		
Totals	200	22-63	6-19	17-24	34	25	10	12	0	10	67

SDSU	MP	FG	3FG	FT	R	F	A	TO	B	S	TP
O'Brien	*23	3-5	0-0	0-0	3	5	0	3	0	1	6
Stephens	*15	0-1	0-0	2-2	2	4	0	0	0	0	2
Thames	*37	4-9	1-5	9-10	6	2	5	4	0	1	18
Franklin, J.	*33	4-8	2-3	9-10	8	2	4	2	0	2	19
Tapley	*34	7-12	3-6	0-0	6	1	3	2	0	4	17
Spencer	10	2-4	0-0	0-0	2	2	0	1	1	1	4
Rahon	18	0-4	0-3	0-0	0	3	1	1	0	0	0
Shepard	30	1-2	0-0	5-9	7	2	0	5	3	0	7
Team					3				1		
Totals	200	21-45	6-17	25-31	37	21	13	19	4	9	73

Halftime: San Diego State 33, Boise State 26. **FG%:** San Diego State 46.7, Boise State 34.9. **3FG%:** San Diego State 35.3, Boise State 31.6. **FT%:** San Diego State 80.6, Boise State 70.8. **Officials:** Scott Thornley, Dick Cartmell, Eric Curry. **Technical:** None.



Game 32

(1) No. 15/14 New Mexico 60
(4) No. -/rv San Diego State 50

March 15, 2013 ♦ Las Vegas, Nev.
Thomas & Mack Center ♦ Att: 18,500

LAS VEGAS - Fourth-seeded San Diego State had its bid to advance to a league-best fifth straight Mountain West tournament championship game fall short as it fell to top-seeded and No. 15/14 New Mexico, 60-50, in front of a sold-out Thomas & Mack Center.

The Aztecs, who struggled from the field, were led by Chase Tapley and Xavier Thames' 14 points. Jamaal Franklin managed only eight points, but pulled down a game-high 12 rebounds and had a team-high five assists.

Despite its shooting woes, San Diego State found down just one point, 19-18, with 5:57 left in the first half. New Mexico's Hugh Greenwood, however, hit a three-pointer to give the Lobos a four-point advantage. The triple spurred a 10-2 New Mexico run to end the half and the No. 1 seed went into intermission ahead, 29-20.

The Lobos' run continued into the second half as they scored the first three points of the frame and opened with a 14-2 blitz to jump ahead, 43-22. During the run, Tony Snell made three straight three-pointers before Franklin put a stop to it with a three of his own.

New Mexico maintained its comfortable double-figure lead deep into the game. After Alex Kirk hit a jumper to put the Lobos up, 54-38, with 6:07 to play, SDSU staged its comeback.

Thames cashed in on an and-one opportunity and moments later, Tapley hit back-to-back field goals to bring the Aztecs to within nine points with 4:38 to play. Kirk, however, as he had all night, had an answer and made a lay-up to put New Mexico up by double figures again. SDSU would not get closer than 10 points the rest of the way.

Kirk filled the stat sheet for New Mexico with 15 points, seven rebounds, one assist and a game-high four blocked shots. Frontcourt teammate Cameron Bairstow registered 16 points and 11 rebounds, and Snell made five three-pointers to finish with 17 points.

SDSU	MP	FG	3FG	FT	R	F	A	TO	B	S	TP
O'Brien	*28	0-6	0-1	0-0	0	3	0	0	0	0	0
Stephens	*21	2-3	0-0	0-0	5	1	0	0	0	0	4
Thames	*32	5-10	0-3	4-6	6	1	0	2	0	2	14
Franklin, J.	*33	3-12	2-6	0-0	12	4	5	2	0	1	8
Tapley	*28	6-16	2-6	0-0	2	3	3	0	0	2	14
Spencer	10	0-1	0-0	0-0	2	1	0	0	1	0	0
Polee II	0+	0-0	0-0	0-0	0	0	0	0	0	0	0
Rahon	22	3-10	1-4	0-0	2	1	1	0	0	1	7
Johnson	2	0-0	0-0	0-0	0	0	0	0	0	0	0
Shepard	24	1-6	0-1	1-2	2	1	1	0	1	1	3
Team					2						
Totals	200	20-64	5-21	5-8	33	15	10	4	2	7	50

UNM	MP	FG	3FG	FT	R	F	A	TO	B	S	TP
Bairstow	*34	6-15	0-0	4-4	11	1	2	0	0	0	16
Kirk	*33	6-11	0-2	3-4	7	2	1	1	4	0	15
Greenwood	*33	1-5	1-4	0-0	4	2	0	0	0	0	3
Williams	*36	2-6	1-4	2-5	5	1	6	2	0	1	7
Snell	*36	5-11	5-8	2-3	5	1	4	1	1	0	17
Thomas	5	0-0	0-0	0-0	1	1	0	0	0	0	0
Adams	13	1-2	0-0	0-0	6	3	1	2	0	0	2
Fenton	10	0-1	0-1	0-0	1	1	1	2	0	0	0
Team					1				2		
Totals	200	21-51	7-19	11-16	41	12	15	10	5	1	60

Halftime: New Mexico 29, San Diego State 20. **FG%:** New Mexico 41.2, San Diego State 31.3. **3FG%:** New Mexico 36.8, San Diego State 23.8. **FT%:** New Mexico 68.8, San Diego State 62.5. **Officials:** David Hall, Randy McCall, Dick Cartmell. **Technical:** None.



Game 33

(7) San Diego State 70
(10) Oklahoma 55

March 22, 2013 ♦ Philadelphia, Pa.
Wells Fargo Center ♦ Att.: 20,125

PHILADELPHIA - Seventh-seeded San Diego State rallied from a nine-point first-half deficit to beat 10th-seeded Oklahoma, 70-55, in the second round of the NCAA tournament at Wells Fargo Center.

The win marked the third in program history and the third in the last three seasons for SDSU, which was 0-6 in the NCAA tournament prior to the 2011 campaign.

Jamaal Franklin led the way for the Aztecs as he turned in 21 points, eight rebounds, five assists and two steals. James Rahon provided 17 points in 19 minutes off the bench and Chase Tapley added 10 points of his own. DeShawn Stephens, meanwhile, was a beast on the boards, collecting a career-high 11 rebounds, including 10 in the second half.

The Sooners nearly broke the game open midway through the first half as a 12-0 surge propelled them to a 23-14 leads with 9:40 to go in the first half. The Aztecs, however, closed the frame on a 17-10 run to trail, 33-31, at halftime.

In the final 20 minutes, San Diego State took control of the boards, aided by five offensive and defensive rebounds by Stephens, and subsequently took control of the game.

Oklahoma held a slim 36-35 advantage, with 18:03 left in regulation, marking the final time the Sooners would have the lead. After OU tied the game at 48-48, SDSU went on an 8-0 run and never looked back. Romero Osby temporarily stopped the Aztec surge with a three-pointer, but San Diego State responded with seven unanswered points to move ahead by 12 with 2:11 to play and eventually sealed the 15-point victory.

SDSU finished with a 40-29 rebounding advantage after being minus-2 in the category at halftime. The Aztecs also held the Sooners to 37.0-percent shooting in the second half, while shooting 46.2 percent in the final 20 minutes themselves. San Diego State also set a season-high for free-throw accuracy, finishing at 94.1 percent (16-17).

OU	MP	FG	3FG	FT	R	F	A	TO	B	S	TP
M'Baye	*24	4-10	0-3	0-0	4	3	1	1	0	0	8
Osby	*37	9-15	2-3	2-3	8	3	2	1	0	1	22
Grooms	*18	1-3	1-2	0-0	0	1	3	2	0	0	3
Pledger	*22	1-8	1-6	0-0	2	4	0	0	0	0	3
Hornbeak	*24	2-5	0-2	1-2	2	4	1	0	0	1	5
Hield	25	2-5	0-3	0-0	4	3	1	2	0	1	4
Fitzgerald	3	0-0	0-0	0-0	0	0	0	0	0	0	0
Cousins	22	2-6	1-1	1-3	5	2	2	2	0	1	6
Neal	9	0-1	0-1	0-0	2	0	0	0	0	0	0
Clark	16	2-5	0-0	0-0	1	0	0	1	2	2	4
Team					1						
Totals	200	23-58	5-21	4-8	29	20	10	9	2	6	55

SDSU	MP	FG	3FG	FT	R	F	A	TO	B	S	TP
O'Brien	*28	2-3	0-0	2-2	4	2	3	2	1	0	6
Stephens	*26	3-6	0-0	1-2	11	2	1	2	1	0	7
Thames	*34	2-9	1-4	0-0	6	0	4	3	0	1	5
Franklin, J.	*37	6-13	2-3	7-7	8	3	5	2	0	2	21
Tapley	*28	3-10	1-4	3-3	3	2	2	1	0	1	10
Spencer	14	1-2	0-0	0-0	0	0	0	0	1	0	2
Rahon	19	6-11	2-4	3-3	2	1	0	0	0	1	17
Shepard	14	1-2	0-0	0-0	2	1	0	1	0	0	2
Team					4						
Totals	200	24-56	6-15	16-17	40	11	15	11	3	5	70

Halftime: Oklahoma 33, San Diego State 31. **FG%:** San Diego State 42.9, Oklahoma 39.7. **3FG%:** San Diego State 40.0, Oklahoma 23.8. **FT%:** San Diego State 94.1, Oklahoma 50.0. **Officials:** Ed Corbett, Lamar Simpson, Ron Groover. **Technical:** None.

2012-13 Recaps



FOUR CONSECUTIVE NCAA TOURNAMENT APPEARANCES ► SEVEN-TIME MOUNTAIN WEST CHAMPIONS

2012-13 RECAPS ◀ REVIEW



Game 34

(15) Florida Gulf Coast 81
(7) San Diego State 71

March 24, 2013 ♦ Philadelphia, Pa.
Wells Fargo Center ♦ Att.: 20,125

PHILADELPHIA - Looking to advance to the Sweet 16 for the second time in three seasons, San Diego State's bid to accomplish the feat fell short as the seventh-seeded Aztecs fell to 15th-seeded Florida Gulf Coast, 81-71, in the third round of the NCAA tournament at Wells Fargo Center.

With the win, the Eagles became the first 15-seed in NCAA history to reach the Sweet 16. For the Aztecs, the loss ended their season with a 23-11 record.

SDSU received 20 points and 11 rebounds from Jamaal Franklin and Chase Tapley poured in 17 points. James Rahon and DeShawn Stephens, meanwhile, added 12 and 10 points, respectively. For Tapley, Rahon and Stephens, it was their last game played in an Aztec uniform.

The first half was a fairly close affair. Florida Gulf Coast jumped out to an early 7-2 lead, but San Diego State answered with a 12-0 run to take a five-point lead of its own. No team led by more than four points the rest of the half until a 7-3 SDSU spurt propelled the Aztecs to a 35-29 lead with 2:20 to go. The Eagles, however, closed the first half with five straight points and San Diego State led, 35-34, at halftime.

The game remained tight over the course of the first eight minutes of the second half. An Xavier Thames jumper in the paint brought the Aztecs to within, 54-52, with 11:33 to play. FGCU, however, went nuts from the field and forced San Diego State into quick shots, which turned into a 17-0 Eagles run.

During the deciding the surge, SDSU went scoreless for seven minutes, 14 seconds, before Thames made a layup with 4:00 left in regulation. At this juncture, the Aztecs trailed by 17 and their hole was too deep to dig out of as they were dealt their 11th loss of the year.

San Diego State, which was one of the top defensive teams in the country, allowed Florida Gulf Coast to shoot 55.9 percent from the floor, log 44 points in the paint and score 21 points on fast breaks. The Eagles also turned 17 SDSU turnovers into 22 points. FGCU found itself in the third round of the tournament after it upset second-seeded Georgetown.

FGCU	MP	FG	3FG	FT	R	F	A	TO	B	S	TP
McKnight	*26	4-7	0-0	1-2	4	2	0	2	4	2	9
Fieler	*33	5-7	0-1	1-1	3	1	1	1	1	1	11
Comer	*31	5-14	0-2	0-0	2	4	14	3	0	1	10
Thompson	*34	9-15	2-6	3-4	4	0	2	1	0	5	23
Brown	*26	6-8	2-3	3-4	8	3	2	1	0	2	17
Varidel	24	4-7	3-5	0-1	2	0	1	3	0	1	11
Cvjetecanin	4	0-1	0-1	0-0	0	2	0	1	0	0	0
Murray	16	0-0	0-0	0-0	2	0	0	0	0	1	0
Graf	6	0-0	0-0	0-0	2	1	1	1	0	0	0
Team					4						
Totals	200	33-59	7-18	8-12	31	13	21	13	5	13	81

SDSU	MP	FG	3FG	FT	R	F	A	TO	B	S	TP
O'Brien	*21	1-1	0-0	0-0	1	1	0	1	1	0	2
Stephens	*23	4-4	0-0	2-2	5	3	0	0	2	0	10
Thames	*37	3-8	1-3	1-2	3	1	6	2	1	2	8
Franklin, J.	*36	8-13	2-6	2-2	11	1	4	5	0	4	20
Tapley	*32	7-18	3-8	0-0	3	1	2	3	1	2	17
Spencer	11	0-3	0-0	0-0	4	0	0	2	1	0	0
Rahon	24	4-12	2-6	2-3	3	3	1	3	0	2	12
Shepard	16	0-2	0-0	2-4	3	1	3	1	0	0	2
Team					1						
Totals	200	27-61	8-23	9-13	34	11	16	17	6	10	71

Halftime: San Diego State 35, Florida Gulf Coast 34. **FG%**: Florida Gulf Coast 55.9, San Diego State 44.3. **3FG%**: Florida Gulf Coast 38.9, San Diego State 34.8. **FT%**: San Diego State 69.2, Florida Gulf Coast 66.7. **Officials**: Jamie Luckie, Lamar Simpson, Gergory Nixon. **Technical**s: None.



The Aztecs took part in an hour-long open-to-the-public practice at Wells Fargo Center in Philadelphia, Pa., the day before their second-round NCAA tournament victory over Oklahoma.



Three of SDSU's five starters, Chase Tapley, Jamaal Franklin and Xavier Thames (left-right), fielded questions from the national media in anticipation of its second-round game vs. Oklahoma.



San Diego State faced Florida Gulf Coast in the third round of the NCAA tournament. The game marked the second time in three seasons in which the Aztecs advanced past the second round of the NCAA tournament.

2012-13 Mountain West Stats



FOUR CONSECUTIVE NCAA TOURNAMENT APPEARANCES ► SEVEN-TIME MOUNTAIN WEST CHAMPIONS

REVIEW ► 2012-13 MOUNTAIN WEST STATS

AZTEC BASKETBALL MEDIA GUIDE

Final Standings

Pl. Team	W	L	Pct.	Home	Away	W	L	Pct.	Home	Away	Neutral	Streak	Last 10	Postseason
1. (T-10/19) UNM	13	3	.813	8-0	5-3	29	6	.829	15-1	9-4	5-1	L1	8-2	NCAA (2R)
2. (rv/rv) CSU	11	5	.688	7-1	4-4	26	9	.743	16-1	6-7	4-1	L1	5-5	NCAA (3R)
3. (rv/-) UNLV	10	6	.625	7-1	3-5	25	10	.714	19-3	6-6	0-1	L2	7-3	NCAA (2R)
4. San Diego State	9	7	.563	7-1	2-6	23	11	.676	14-1	4-6	5-4	L1	5-5	NCAA (3R)
Boise State	9	7	.563	7-1	2-6	21	11	.656	14-1	5-8	2-2	L2	6-4	NCAA (1R)
6. Air Force	8	8	.500	7-1	1-7	18	14	.563	13-2	4-11	1-1	L1	4-6	CIT (2R)
7. Fresno State	5	11	.313	3-5	2-6	11	19	.367	6-8	5-10	0-1	L1	4-6	
8. Wyoming	4	12	.250	3-5	1-7	20	14	.588	13-6	6-7	1-1	L1	3-7	CBI (2R)
9. Nevada	3	13	.188	2-6	1-7	12	19	.387	10-7	2-11	0-1	L8	1-9	

Team Statistics (All Games)

Scoring Offense

	G	Pts.	PPG
1. BSU	32	2343	73.2
2. CSU	35	2553	72.9
3. UNLV	35	2498	71.4
4. AFA	32	2241	70.0
5. SDSU	34	2356	69.3
6. NV	31	2092	67.5
7. UNM	35	2355	67.3
8. WYO	34	2074	61.0
9. FS	30	1798	59.9

Scoring Defense

	G	Pts.	PPG
1. WYO	34	2010	59.1
2. UNM	35	2122	60.6
3. FS	30	1829	61.0
4. SDSU	34	2077	61.1
5. UNLV	35	2206	63.0
6. CSU	35	2229	63.7
7. BSU	32	2095	65.5
8. AFA	32	2170	67.8
9. NV	31	2229	71.9

Free Throw Pct.

	FT	FTA	Pct.
1. BSU	446	597	.747
2. NV	503	690	.729
3. UNM	598	829	.721
4. CSU	611	855	.715
5. AFA	379	531	.714
6. UNLV	525	747	.703
7. SDSU	476	697	.683
8. WYO	436	646	.675
9. FS	396	593	.668

Field Goal Pct.

	FG	FGA	Pct.
1. AFA	795	1690	.470
2. BSU	824	1790	.460
3. CSU	881	1961	.449
4. SDSU	839	1916	.438
5. UNLV	872	2002	.436
6. WYO	707	1655	.427
7. UNM	768	1815	.423
8. NV	703	1671	.421
9. FS	610	1566	.390

FG Pct. Defense

	FG	FGA	Pct.
1. UNLV	794	2039	.389
2. UNM	760	1944	.391
3. SDSU	754	1917	.393
4. FS	612	1486	.412

5. CSU	767	1852	.414
6. WYO	724	1687	.429
7. BSU	709	1623	.437
8. AFA	764	1702	.449
9. NV	775	1711	.453

3-Point FG Pct.

	3FG	FGA	Pct.
1. BSU	249	637	.391
2. AFA	272	712	.382
3. UNM	221	629	.351
4. FS	182	523	.348
5. CSU	180	532	.338
6. UNLV	227	689	.329
7. SDSU	202	618	.327
8. WYO	224	695	.322
9. NV	183	595	.308

3-Pt. FG Pct. Def.

	3FG	FGA	Pct.
1. FS	132	453	.291
2. UNLV	203	650	.312
3. AFA	224	703	.319
4. WYO	166	516	.322
5. SDSU	203	628	.323
6. BSU	211	624	.338
7. CSU	233	687	.339
8. UNM	263	761	.346
9. NV	218	584	.373

Rebound Margin

	Reb	OReb	+/-
1. CSU	40.0	28.1	+11.9
2. UNLV	40.2	33.7	+6.4
3. BSU	33.8	29.5	+4.3
4. SDSU	36.9	33.2	+3.7
5. UNM	35.2	32.9	+2.3
6. NV	33.2	34.9	-1.7
7. AFA	30.1	32.9	-2.8
8. FS	32.3	35.9	-3.6
9. WYO	28.6	33.0	-4.4

A/TO Ratio

	Ast	TO	Ratio
1. AFA	15.9	11.9	1.34
2. UNM	14.4	11.5	1.26
3. UNLV	16.1	13.9	1.15
4. CSU	12.7	11.1	1.14
5. BSU	13.2	12.0	1.10
6. SDSU	12.5	12.1	1.04
7. WYO	11.7	11.4	1.03
8. NV	11.3	12.8	0.89
9. FS	9.2	11.6	0.79

Team Statistics (MW Games)

Scoring Offense

	G	Pts.	PPG
1. CSU	16	1157	72.3
2. BSU	16	1097	68.6
3. SDSU	16	1082	67.6
4. UNM	16	1081	67.6
5. AFA	16	1071	66.9
6. UNLV	16	1052	65.8
7. NV	16	997	62.3
8. FS	16	929	58.1
9. WYO	16	858	53.6

Scoring Defense

	G	Pts.	PPG
1. WYO	16	966	60.4
2. UNM	16	971	60.7
3. FS	16	993	62.1
4. SDSU	16	1004	62.8
5. UNLV	16	1007	62.9
6. CSU	16	1046	65.4
7. BSU	16	1079	67.4
8. AFA	16	1110	69.4
9. NV	16	1148	71.8

Free Throw Pct.

	FT	FTA	Pct.
1. AFA	195	252	.774
2. BSU	208	275	.756
3. NV	245	341	.718
4. UNLV	193	276	.699
5. CSU	283	406	.697
6. UNM	245	353	.694
7. SDSU	197	294	.670
8. FS	202	304	.664
9. WYO	149	251	.594

Field Goal Pct.

	FG	FGA	Pct.
1. AFA	374	810	.462
2. BSU	387	875	.442
3. CSU	396	896	.442
4. UNM	366	841	.435
5. SDSU	398	919	.433
6. UNLV	380	891	.426
7. NV	331	827	.400
8. WYO	306	779	.393
9. FS	314	828	.379

FG Pct. Defense

	FG	FGA	Pct.
1. UNM	351	899	.390
2. UNLV	362	919	.394
3. SDSU	346	876	.395
4. FS	325	802	.405

5. CSU	362	835	.434
6. BSU	352	799	.441
7. AFA	389	876	.444
8. WYO	358	790	.453
9. NV	407	870	.468

3-Point FG Pct.

	3FG	FGA	Pct.
1. BSU	115	307	.375
2. AFA	128	349	.367
3. UNM	104	292	.356
4. FS	99	288	.344
5. CSU	82	253	.324
6. UNLV	97	310	.313
7. SDSU	89	291	.306
8. NV	90	298	.302
9. WYO	97	326	.298

3-Pt. FG Pct. Def.

	3FG	FGA	Pct.
1. FS	76	269	.283
2. WYO	61	213	.286
3. AFA	107	350	.306
4. UNLV	97	304	.319
5. SDSU	99	299	.331
6. UNM	125	357	.350
7. BSU	106	296	.358
8. CSU	113	315	.359
9. NV	117	311	.376

Rebound Margin

	Reb	OReb	+/-
1. CSU	38.9	28.0	+10.9
2. UNLV	38.6	33.7	+4.9
3. SDSU	36.7	33.5	+3.2
4. BSU	32.8	30.3	+2.5
5. UNM	34.9	33.8	+1.1
6. NV	31.4	34.6	-3.2
7. FS	32.8	36.5	-3.8
8. AFA	28.7	34.4	-5.7
9. WYO	26.0	35.9	-9.9

A/TO Ratio

	Ast	TO	Ratio
1. UNM	15.3	10.6	1.44
2. AFA	15.3	12.1	1.26
3. CSU	12.5	10.7	1.17
4. UNLV	15.3	13.6	1.13
5. SDSU	11.7	11.1	1.06
6. WYO	10.0	9.9	1.01
7. BSU	11.4	12.1	0.95
8. FS	9.2	11.1	0.83
9. NV	9.7	12.7	0.76

2012-13 Mountain West Stats



FOUR CONSECUTIVE NCAA TOURNAMENT APPEARANCES ► SEVEN-TIME MOUNTAIN WEST CHAMPIONS

Individual Statistics (All Games)

Scoring	G	FG	3FG	FT	Pts.	Avg/G
1. Michael Lyons, AFA	30	191	52	96	530	17.7
2. Anthony Drmic, BSU	32	185	80	115	565	17.7
3. Jamaal Franklin, SDSU	33	169	42	180	560	17.0
4. Malik Story, Nevada	31	173	83	89	518	16.7
5. Deonte Burton, Nevada	31	159	34	153	505	16.3
6. Derrick Marks, BSU	31	169	22	144	504	16.3
7. Anthony Bennett, UNLV	35	202	36	124	564	16.1
8. Colton Iverson, CSU	35	183	0	131	497	14.2
9. Chase Tapley, SDSU	33	162	70	53	447	13.5
10. Kendall Williams, UNM	34	126	48	153	453	13.3
11. Dorian Green, CSU	34	135	53	119	442	13.0
12. Wes Eikmeier, CSU	35	145	54	96	440	12.6
13. Tony Snell, UNM	35	144	64	86	438	12.5
14. Leonard Washington, WYO	32	147	13	93	400	12.5
15. Derrious Gilmore, WYO	34	136	79	69	420	12.4
16. Alex Kirk, UNM	35	157	13	98	425	12.1
17. Tyler Johnson, FS	29	130	35	56	351	12.1
18. Greg Smith, CSU	35	137	17	102	393	11.2
19. Larry Nance, Jr., WYO	33	129	10	84	352	10.7
20. Anthony Marshall, UNLV	35	120	38	87	365	10.4

Rebounding	G	Reb	RPG
1. Iverson, CSU	35	342	9.8
2. Franklin, SDSU	33	312	9.5
3. Hornung, CSU	33	293	8.9
4. Washington, WYO	32	263	8.2
5. Bennett, UNLV	35	285	8.1
6. Kirk, UNM	35	282	8.1
7. Nance Jr., WYO	33	228	6.9
8. Watkins, BSU	32	217	6.8
9. Foster, FS	29	182	6.3
10. Moser, UNLV	28	170	6.1
--	--	--	--
15. Stephens, SDSU	34	173	5.1
19. O'Brien, SDSU	34	152	4.5

Assists	G	Ast.	APG
1. Marshall, UNLV	35	203	5.80
2. Williams, UNM	34	166	4.88
3. Marks, BSU	31	122	3.94
4. Fletcher, AFA	32	117	3.66
5. Green, CSU	34	124	3.65
6. Burton, NV	31	112	3.61
7. Franklin, SDSU	33	109	3.30
8. Gilmore, WYO	34	100	2.94
9. Snell, UNM	35	101	2.89
10. Tapley, SDSU	33	90	2.73

FG Percentage	FG FGA	Pct
1. Iverson, CSU	183 307	.596
2. Bennett, UNLV	202 379	.533
3. Lyons, AFA	191 405	.472
4. Marks, BSU	169 363	.466
5. Drmic, BSU	185 399	.464
--	--	--
7. Franklin, SDSU	169 409	.413

FT Percentage	FT FTA	Pct
1. Eikmeier, CSU	96 107	.897
2. Marks, BSU	144 172	.837
3. Thames, SDSU	75 92	.815
4. Franklin, SDSU	180 229	.786
5. Green, CSU	119 152	.783

Steals	G	St	SPG
1. Marks, BSU	31	56	1.81
2. Franklin, SDSU	33	53	1.61
3. Hawkins, UNLV	35	49	1.40
4. Tapley, SDSU	33	46	1.39

5. Burton, NV	31	42	1.35
---------------	----	----	------

3FG Percentage	3FG FGA	Pct
1. Elorriaga, BSU	84 188	.447
2. Drmic, BSU	80 204	.392
3. Tapley, SDSU	70 186	.376
4. Gilmore, WYO	79 215	.367
5. Story, NV	83 232	.358

3FG Made	G	3FG	3PG
1. Elorriaga, BSU	29	84	2.90
2. Story, NV	31	83	2.68
3. Drmic, BSU	32	80	2.50
4. Gilmore, WYO	34	79	2.32
5. Tapley, SDSU	33	70	2.12

Blocked Shots	G	Blks	BPG
1. Kirk, UNM	35	63	1.80
2. Washington, WYO	32	55	1.72
3. Spencer, SDSU	34	51	1.50
4. Bennett, UNLV	35	43	1.23
5. Broekhuis, AFA	32	29	0.91
--	--	--	--
7. Franklin, SDSU	33	26	0.79

A/T/O Ratio	Ast	TO	Ratio
1. Fletcher, AFA	3.7	1.2	3.00
2. Williams, UNM	4.9	2.1	2.31
3. Marshall, UNLV	5.8	2.7	2.14
4. Green, CSU	3.6	1.8	2.07
5. Burton, NV	3.6	2.4	1.53
--	--	--	--
7. Franklin, SDSU	3.3	3.4	0.97

Minutes Played	G	MP	MPG
1. Williams, UNM	34	1170	34.41
2. Gilmore, WYO	34	1162	34.18
3. Burton, NV	31	1057	34.10
4. Marshall, UNLV	35	1187	33.91
5. Elorriaga, BSU	29	982	33.86
--	--	--	--
7. Franklin, SDSU	33	1091	33.06

Individual Statistics (MW Games)

Scoring	G	FG	3FG	FT	Pts.	Avg/G
1. Anthony Drmic, BSU	16	96	37	72	301	18.8
2. Michael Lyons, AFA	16	106	25	44	281	17.6
3. Jamaal Franklin, SDSU	16	82	21	83	268	16.8
4. Derrick Marks, BSU	15	86	13	63	248	16.5
5. Malik Story, NV	16	86	43	48	263	16.4
6. Deonte Burton, NV	16	85	18	70	258	16.1
7. Colton Iverson, CSU	16	83	0	67	233	14.6
8. Wes Eikmeier, CSU	16	74	27	52	227	14.2
9. Dorian Green, CSU	16	65	25	60	215	13.4
10. Kendall Williams, UNM	15	56	25	60	197	13.1
Tyler Johnson, FS	15	75	14	33	197	13.1
12. Tony Snell, UNM	16	72	30	36	210	13.1
13. Alex Kirk, UNM	16	78	7	43	206	12.9
14. Anthony Bennett, UNLV	16	75	13	30	193	12.1
15. Derrious Gilmore, WYO	16	66	35	24	191	11.9
16. Leonard Washington, WYO	14	68	5	25	166	11.9
17. Chase Tapley, SDSU	16	68	26	23	185	11.6
18. Mike Fitzgerald, AFA	16	55	20	53	183	11.4
19. Anthony Marshall, UNLV	16	61	18	40	180	11.3
20. Greg Smith, CSU	16	60	7	46	173	10.8

Rebounding	G	Reb	RPG
1. Iverson, CSU	16	167	10.4
2. Franklin, SDSU	16	144	9.0
3. Kirk, UNM	16	141	8.8
4. Washington, WYO	14	123	8.8
5. Hornung, CSU	16	138	8.6
--	--	--	--
13. O'Brien, SDSU	16	90	5.6
19. Stephens, SDSU	16	77	4.8

Assists	G	Ast.	APG
1. Marshall, UNLV	16	103	6.44
2. Williams, UNM	15	79	5.27
3. Green, CSU	16	65	4.06
4. Burton, NV	16	64	4.00
5. Marks, BSU	15	58	3.87
6. Fletcher, AFA	16	58	3.63
7. Tapley, SDSU	16	49	3.06
8. Franklin, SDSU	16	45	2.81
Snell, UNM	16	45	2.81
10. Hornung, CSU	16	44	2.75

FG Percentage	FG FGA	Pct
1. Iverson, CSU	83 137	.606
2. Marks, BSU	86 174	.494
3. Lyons, AFA	106 224	.473
4. Johnson, FS	75 162	.463
5. Drmic, BSU	96 214	.449
--	--	--
8. Franklin, SDSU	82 215	.381

FT Percentage	FT FTA	Pct
1. Eikmeier, CSU	52 55	.945
2. Fitzgerald, AFA	53 61	.869
3. Drmic, BSU	72 87	.828
4. Green, CSU	60 76	.789
5. Marks, BSU	63 80	.788
--	--	--
6. Franklin, SDSU	83 109	.761

Steals	G	St	SPG
1. Washington, WYO	14	23	1.64
2. Franklin, SDSU	16	25	1.56
Greenwood, UNM	16	25	1.56
4. Marks, BSU	15	21	1.40
5. Nance, Jr., WYO	15	20	1.33
--	--	--	--
9. Tapley, SDSU	16	18	1.13

Huddleston, FS	16	18	1.13
Gilmore, WYO	16	18	1.13
Hawkins, UNLV	16	18	1.13

3FG Percentage	3FG FGA	Pct
1. Fletcher, AFA	32 71	.451
2. Elorriaga, BSU	35 84	.417
3. Olekaibe, FS	32 84	.381
Reinhardt, UNLV	32 84	.381
5. Drmic, BSU	37 99	.374

3FG Made	G	3FG	3PG
1. Elorriaga, BSU	13	35	2.69
2. Story, NV	16	43	2.69
3. Drmic, BSU	16	37	2.31
4. Gilmore, WYO	16	35	2.19
5. Fletcher, AFA	16	32	2.00
Reinhardt, UNLV	16	32	2.00
Olekaibe, FS	16	32	2.00

Blocked Shots	G	Blks	BPG
1. Birch, UNLV	16	48	3.00
2. Kirk, UNM	16	36	2.25
3. Washington, WYO	14	27	1.93
4. Spencer, SDSU	16	27	1.69
5. Upshaw, FS	12	18	1.50
--	--	--	--
8. Franklin, SDSU	16	12	0.75

A/T/O Ratio	Ast	TO	Ratio
1. Fletcher, AFA	3.6	1.4	2.64
2. Williams, UNM	5.3	2.1	2.47
3. Marshall, UNLV	6.4	2.6	2.45
4. Green, CSU	4.1	1.7	2.41
5. Tapley, SDSU	3.1	1.4	2.13

Minutes Played	G	MP	MPG
1. Burton, NV	16	603	37.69
2. Marshall, UNLV	16	577	36.06
3. Drmic, BSU	16	559	34.94
4. Story, NV	16	556	34.75
5. Gilmore, WYO	16	552	34.50
--	--	--	--
7. Franklin, SDSU	16	546	34.12