

## Game No. 16



**Wyoming (9-7/1-2) at  
San Diego St. (8-7/2-0)**

Saturday, Jan. 22, 2005  
7:05 p.m. PST  
Cox Arena (12,414)  
San Diego, Calif.

### ► TELEVISION

Channel 4 San Diego. Ted Leitner (play-by-play), Jim Brogan (analysis) and Mike Saks (producer). Please note the change in production crews as SportsWest was originally scheduled to produce this game.

### ► RADIO

XPRS-1090 AM, San Diego (The Mighty 1090). Alan Horton (play-by-play), John Kentera (analysis) and Dave Marcus (producer).

### ► SERIES

This will be the 55th meeting between the teams with Wyoming owning a 31-23 advantage in the series. The Aztecs have won five of the last six meetings, including two straight in San Diego. Last season, the teams split the series with Wyoming winning 79-71 in Laramie and San Diego State claiming a 74-66 decision in San Diego.

► *More series information on page three.*

► *Complete series information on page 44.*

### ► UP NEXT

San Diego State concludes the two-game homestand with a contest against Colorado State on Monday night at 9 p.m. PST. The game will be broadcast nationally on ESPN. The Rams lead the all-time series 33-18 and have won three of the last four games between the teams.

# Aztec Basketball

SAN DIEGO STATE GAME NOTES ♦ vs. WYOMING ♦ SAT., JAN. 22 ♦ COX ARENA AT AZTEC BOWL

## San Diego State Looks for Best Conference Start in 20 Years; Returns Home for First Game at Cox Arena in 19 Days; Opens Two-Game Homestand with Wyoming on Saturday

San Diego State (8-7; 2-0 Mountain West Conference), becomes the final MWC team to open league play at home and looks to open league play with three consecutive wins for the first time since 1985 as the Aztecs play host to Wyoming (9-7; 1-2 MWC) on Saturday night at Cox Arena.

The 55th meeting between the Aztecs and Cowboys, scheduled for a 7:05 p.m. PST start, is being broadcast by Channel 4 San Diego (no satellite coverage available) and can be heard on XPRS (The Mighty 1090).

The Aztecs won their third consecutive game on Saturday night, defeating preseason MWC favorite UNLV in Las Vegas, 81-73. Sophomore guard Brandon Heath earned his second league player of the week honor of the season after scoring a career-high 37 points on 12-of-18 shooting from the field and connecting on all 12 of his free throw attempts. Sophomore forward Marcus Slaughter posted his fifth double-double of the season and the seventh of his career with 17 points and 12 rebounds. Senior forward Chris Manker added 13 points, including 3-of-4 shooting from three-point range, and six rebounds.

SDSU, which led the final 26:35 of the contest, shot 49.1 percent from the field for its best shooting percentage in the last 10 games.

The victory, coupled with the win at Brigham Young the week before, enabled the Aztecs to win their first two conference road games of a season for just the second time in 35 seasons at the Division I level. San Diego State became just the eighth team (Utah became the ninth on Monday) to win the first two MWC road league games of a season. Of the previous seven teams, five teams won or shared the league title, one team finished second and one team finished third. The Aztecs claimed road wins at Brigham Young and UNLV in the same season for the first time in school history and SDSU joined the 2003 Utah team as the only MWC teams to win at both venues in the six-year history of the league.

Wyoming is coming off an impressive 83-71 victory over Brigham Young on Monday night. The Cowboys are led by senior guard Jay Straight, who leads the team in scoring and assists, and is averaging 17.4 ppg.

The Aztecs and Cowboys are meeting for the 55th time, with Wyoming owning a 31-23 series lead. The Aztecs have won five of the six meetings and have won the last two games played in San Diego.

### MWC Standings

Pl.	Team	MWC		Overall	
		W	L	W	L
1.	Utah	3	0	15	3
2.	► SDSU	2	0	8	7
	Air Force	2	0	11	6
4.	New Mexico	1	1	14	3
5.	Colorado State	1	2	9	7
	Wyoming	1	2	9	7
7.	UNLV	0	2	7	7
8.	Brigham Young	0	3	6	12

*records through Monday's games*

### Saturday, January 22

*Air Force at Brigham Young, 10 a.m. PT*

*New Mexico at Utah, noon PT*

*Wyoming at San Diego State, 7 p.m. PT*

*Colorado State at UNLV, 7:30 p.m. PT*

### INSIDE...

Radio/TV Flip Card	pg. 13
Individual Bio Updates	15
Recaps	42
Statistics	47

► Senior forward Chris Manker has connected on 12-of-22 (54.5 percent) three-point field goals in his career vs. Wyoming. Manker and Walton are the active Aztec leaders with 38 points vs. the Cowboys.

► *San Diego State-Wyoming: The Series, Page 3*

► Each of the last five times the Aztecs opened league play 2-0, SDSU has lost its third game. Of those five defeats, four have been by four points or less or in overtime, including a 92-82 double overtime loss at Colorado State last season.

► *The Triple Crown Jinx, Page 6*

► San Diego State became the eight Mountain West Conference school in history to win its first two league road games. All seven of the previous schools which have done that have advanced to postseason play, with five advancing to the NCAA Tournament.

► *Early Road Wins Are a Good Way to Win Title and Go Dancin', Page 5*

► In 17 straight SDSU games the team with the higher field goal percentage has won the game.

► *Aztec Trends, Page 7*

## AZTECS AT-A-GLANCE (8-7 OVERALL/2-0 MWC)

No.	Name (Career G/GS)	Pos.	Ht.	Wt.	Cl.	PPG	RPG	Misc.	Note	* - Indicates walk-on; ► - Probable Starters
0	Tommy Johnson (90/20)	G	6-3	186	Sr.	1.2	1.0	0.6 apg	Scored in last 3 of last 4 gms. he has played in; Made 5 of last 8 FGAs	
1	► Brandon Heath (45/40)	G	6-3	183	So.	18.3	3.6	3.9 apg	10+ pts. in 15-straight vs. DI opp.; made last 13 FTA; 15 career 20+ scoring gms.	
3	► Chris Walton (97/35)	F	6-8	234	Sr.	5.5	3.5	1.5 apg	23 pts., 10 rebs. in last 2 gms.; GW shot at BYU; Missed 9 gms. due to injury	
5	Travis Hanour (41/8)	G	6-6	202	Sr.	1.0	1.0	0.7 apg	Last played Dec. 14 vs. SMC; Scored 3 pts. vs. SMC, 1st pts. since 2/24/03	
11	Tyler Smith* (14/6)	G	6-2	208	Fr.	1.9	1.8	1.6 apg	Started 6 straight gms.; 23 assists; 23 assists and 15 turnovers for season	
15	► John Sharper (72/15)	G	6-0	195	Jr.	6.2	1.3	37.3 3FGs	39.8 career 3FG pct; 2 or more 3's in 6 gms. this season; 4 TO in last 141 mins.	
20	Trimaime Davis (56/4)	F	6-8	233	Jr.	3.6	1.7	53.5 FGs	Career 54.3 FG pct; Scored in 7 of last 9 gms.; hockey +/- rating: +15	
21	Matt Thomas (15/3)	G	6-3	191	Fr.	4.8	2.3	1.4 apg	Started 3 games; Career-high 14 pts. at Wash; Made 23 of last 29 FTA	
24	Tim McGrath (0/0)	F	6-5	182	Fr.	---	---	---	REDSHIRT CANDIDATE. High jumped 6-10 in high school.	
30	Chris Lamb (0/0)	F	6-9	205	Fr.	---	---	---	REDSHIRT CANDIDATE. Grew nine inches during his prep career	
31	Jared Ines* (5/0)	F	6-7	234	Sr.	1.6	0.0	5 GP	Hard working senior with great strength for his size; 6 pts. vs. UCSD	
33	Chris Manker (90/11)	C	7-0	225	Sr.	9.3	3.7	1.5 apg	58 career treys; Aztecs are 11-3 when he blocks a shot; Made 16 of last 17 FTA	
42	► Marcus Slaughter (45/33)	F	6-8	223	So.	18.3	8.9	1.3 bpg	10+ pts in 15 straight; 15+ pts. in 11 straight; 5 double-doubles this yr, 7 in career	
50	► Mohamed Camara (15/12)	C	6-10	265	Jr.	2.9	5.0	12 blks.	Speaks 6 languages; Avg 9.8 rebs. per 40 min.; 28 rebs. in last 84 mins.	

**Head Coach:** Steve Fisher (Illinois State, 1967) • 262-168 (14th full season overall) • 78-86 (sixth season at SDSU)

**Assistant Head Coach:** Brian Dutcher (Minnesota, 1982) **Assistant Coaches:** Gregg Gottlieb (UCLA, 1995), Mark Hughes (Michigan, 1989)

**Director of Operations:** Mark Fisher (Michigan, 2001) **Athletic Trainer:** Mark Haines (Metropolitan State College, 1987)

# SDSU SCHEDULE/RESULTS - 8-7/2-0 MWC

Date	Opponent (Television)	Time/Result	Note	Record	RPI	Sagarin
N.19	UC Santa Barbara (Ch. 4 San Diego)	ot-L, 72-80	▶ Aztecs overcome 10-point deficit to force OT but can't overcome 38.8 FG pct.	4-8	227	185
N.22	Monmouth (Ch. 4 San Diego)	W, 69-65	▶ SDSU rallies from 18 points to win; Aztecs enjoy 41-20 rebound advantage	4-8	284	241
N.27	UC San Diego	W, 86-51	▶ Manker and Slaughter combine for 43 points; Aztecs force 27 TOs and shoot 60.4 pct.	5-5	---	---
D.1	San Diego (Ch. 4 San Diego)	W, 83-63	▶ SDSU shoots 53.6 percent has 38-24 rebound margin; Heath (26 pts.), Manker (22 pts.)	9-6	157	123
D.4	at UC Santa Barbara	W, 73-55	▶ Aztecs connect on 12-of-20 3FGs and have 60.0 FG pct.; SDSU led by 36 in 2nd half	4-8	227	185
D.7	at No. 16/21 Washington	L, 69-98	▶ Washington scores first eight points and leads wire-to-wire; Thomas career-high 14 pts.	13-2	9	8
<b>San Diego SLAM Presented By PerfectWave Technologies (Cox Arena; San Diego, Calif.)</b>						
D.11	Southern California vs. San Diego	USC, 87-75				
D.11	California (Ch. 4 San Diego)	L, 57-60	▶ SDSU shoots 35.0 percent and is outrebounded 37-30; Slaughter: 18 pts., 9 rebs.	8-6	76	98
D.14	SAINT MARY'S	L, 64-73	▶ Aztecs rally from 11-point second half deficit to take lead; SDSU: 36.0 FG%, 21.4 3FG%	14-4	59	55
D.18	at Loyola Marymount (Ch. 4 San Diego)	L, 68-72	▶ SDSU shoots 35.2 percent; 2nd half rebounds: LMU 24, SDSU 12; Slaughter 21 pts.	9-6	144	131
D.21	CAL ST. FULLERTON (Ch. 4 San Diego)	W, 63-60	▶ Slaughter collects 3rd double-double of the season; Smith CHs - 8 pts., 8 rebs; CSUF 29.0%	7-4	188	156
D.28	at Iowa State (ESPN Regional)	L, 59-69	▶ Aztecs led by 3 with 9:30 to play; SDSU shoots 38.3 pct. and attempts 7 free throws	8-4	73	88
D.31	PROVIDENCE (Ch. 4 San Diego)	L, 67-76	▶ Aztecs lead for 21:50 and by as many as 7; FG Shooting: PC 50.9, SD 34.9	9-5	37	67
J.3	SOUTH DAKOTA ST. (Ch. 4 San Diego)	W, 64-49	▶ SDSU forces 23 TOs and holds Jackrabbits to 30.8 pct. FG shooting	3-11	---	245
J.8	*at Brigham Young (SportsWest)	W, 59-57	▶ Aztecs rally from 13 down get 7-foot put-back from Walton to claim 3rd win ever in Provo	5-10	173	219
J.15	*at UNLV (SportsWest)	W, 81-73	▶ Heath career-high 37 pts., 12-18 FGs, 12-12 FTs; SDSU defeats UNLV for 2nd time in Vegas	7-6	55	59
J.22	*WYOMING (Ch. 4 San Diego)	7:05 p.m. PST	▶ Aztecs have won five of the last six meetings between the teams	8-6	90	122
J.24	*COLORADO STATE (ESPN)	9:00 p.m. PST	▶ SDSU is 4-3 in its last seven games versus Colorado State	8-6	181	128
J.29	*at Air Force (Ch. 4 San Diego)	4:05 p.m. MST	▶ Aztecs have left Clune with victories in two of their last four visits	10-5	128	77
J.31	*at New Mexico (SportsWest)	7:00 p.m. MST	▶ Last six meetings have resulted in four Aztec victories	14-2	84	45
F.5	*UTAH (Ch. 4 San Diego)	7:05 p.m. PST	▶ First meeting in 2005 for teams that met three times in the 03-04 season	13-3	56	50
F.7	*BRIGHAM YOUNG (SportsWest)	7:05 p.m. PST	▶ SDSU has defeated Brigham Young twice in the last three meetings at Cox Arena	5-10	173	219
F.12	*UNLV (ESPN+Plus)	Noon PST	▶ Game vs. UNLV in San Diego is broadcast by ESPN+Plus for second straight year	7-6	55	59
F.19	*at Colorado State (Ch. 4 San Diego)	7:00 p.m. MST	▶ Aztecs last won in Fort Collins on Feb. 16, 2002; 2004 game at CSU went 2OTs	8-6	181	128
F.21	*at Wyoming (ESPN)	10:00 p.m. MST	▶ SDSU has won two of its last three games in Laramie	8-6	90	122
F.26	*NEW MEXICO (SportsWest)	7:05 p.m. PST	▶ Aztecs have defeated New Mexico three straight times at Cox Arena	14-2	84	45
F.28	*AIR FORCE (Ch. 4 San Diego)	7:05 p.m. PST	▶ San Diego State is 3-1 in last four "Senior Day" games	10-5	128	77
M.5	*at Utah (ESPN+Plus)	1:00 p.m. MST	▶ Four-point loss at Utah last season was closest for the Aztecs since 1986	13-3	56	50

### Mountain West Conference Basketball Tournament (Pepsi Center, Denver, Colo.)

- M.10 Quarterfinal Round ▶ San Diego State tries to repeat 2002 MWC championship run
- M.11 Semifinal Round
- M.12 Championship Game

\* - Indicates Mountain West Conference game. RPI, Sagarin and records are current as of Jan. 11, 2004.

## Contact Information

### ▶ SDSU

**Mike May,**  
**Associate MRD/MBB Contact**  
 Office (619) 594-5547  
 Cell (619) 957-8372  
 Home (619) 644-1767  
 Fax (619) 582-6541  
 E-Mail mmay@mail.sdsu.edu  
 Web goaztecs.com

### ▶ WYOMING

**Kevin McKinney,**  
**Assoc. AD/Media Relations**  
 Office (307) 766-2256  
 Fax (307) 766-2346  
 E-Mail kevinm@uwyo.edu  
 Web wyomingathletics.com

### ▶ COLORADO STATE

**Gary Ozzello,**  
**Asst. AD/Media Relations**  
 Office (970) 491-0628  
 Fax (970) 491-1348  
 E-Mail ramsid@amar.colostate.edu  
 Web csurams.com

## Brandon Heath's Career Night Gives Aztecs Second Win Ever in Las Vegas and Allows SDSU to Win First Two Road Games in League Play for Second Time in 35 Seasons

LAS VEGAS -- In a city of bright lights and star-studded shows, San Diego State brought a young star of its own.

Sophomore Brandon Heath scored a career-high 37 points, converting 12-of-18 field goals and all 12 of his free throws as the Aztecs defeated preseason Mountain West Conference favorite UNLV, 81-73.

The Aztecs recorded their first regular-season victory at the Thomas & Mack Center, their second victory in 12 games in the building and third victory over the Rebels in Las Vegas in 19 tries.

San Diego State trailed 22-16, but used a 20-5 run midway through the first half to take the lead for good. The Aztecs led the final 26:35 of the contest by shooting 49.1 percent from the field, their highest percentage in the last 10 games.

Heath's 37 points were the most by Aztec player in a Mountain West Conference game, the most in the Steve Fisher era, the 10th highest single-game total in school history and the fifth highest total in an SDSU conference game.

Sophomore forward Marcus Slaughter recorded his fifth double-double of the season and the seventh of his career with 17 points and a game-high 12 rebounds. Senior forward Chris Manker connected on three treys and added 13 points and six rebounds.

Coupled with the victory the previous week at Brigham Young, the Aztecs posted road wins over the Cougars and Rebels in the same season for the first time in school history and joined the 2002-03 Utah team as the only Mountain West Conference teams to do it in league history.

### San Diego State 81, UNLV 73

Jan. 15, 2005 | Thomas & Mack Center | Las Vegas, Nev.

SDSU	MP	FG	3FG	FT	R	F	A	TO	B	S	TP
Heath	*39	12-18	1-3	12-12	1	2	5	6	0	2	37
Slaughter	*36	7-16	0-4	3-4	12	1	3	2	1	0	17
Camara	*19	1-2	0-0	0-2	8	1	0	1	0	1	2
Smith	*8	0-0	0-0	0-0	0	1	0	1	0	0	0
Sharper	*34	0-5	0-5	1-2	2	1	2	1	0	0	1
Walton	34	4-8	1-3	2-3	4	3	2	2	0	0	11
Davis	1	0-0	0-0	0-0	0	0	0	0	0	0	0
Thomas	6	0-1	0-0	0-0	0	0	0	1	0	0	0
Manker	23	4-7	3-4	2-2	6	4	2	1	1	0	13
Team					4						
<b>Totals</b>	<b>200</b>	<b>28-57</b>	<b>5-19</b>	<b>20-25</b>	<b>37</b>	<b>13</b>	<b>14</b>	<b>15</b>	<b>2</b>	<b>3</b>	<b>81</b>

UNLV	MP	FG	3FG	FT	R	F	A	TO	B	S	TP
Blankson	*32	7-14	0-1	0-0	8	4	2	1	0	1	14
Beck	*33	6-14	4-11	0-0	0	4	3	2	0	1	16
Amundson	*26	5-6	0-0	1-5	8	4	1	3	3	1	11
Blassingame	*31	5-12	0-3	0-0	1	2	8	2	0	2	10
Hannan	*16	1-4	0-2	0-0	4	1	0	1	0	1	2
Umeh	29	7-15	2-8	2-2	6	2	0	2	0	1	18
Terry	2	0-0	0-0	0-0	1	0	0	1	0	0	0
Morgan	9	0-2	0-0	0-0	0	2	0	0	0	0	0
Anthony	11	0-0	0-0	0-0	0	1	0	0	2	0	0
Villepigue	11	0-2	0-0	2-4	8	2	0	2	0	0	2
Team					1						
<b>Totals</b>	<b>200</b>	<b>31-69</b>	<b>6-25</b>	<b>5-11</b>	<b>37</b>	<b>22</b>	<b>14</b>	<b>14</b>	<b>5</b>	<b>7</b>	<b>73</b>

Halftime: San Diego State 39, UNLV 32. FG %: San Diego State 49.1, UNLV 44.9. 3FG%: San Diego State 26.3, UNLV 24.0. FT%: San Diego State 80.0, UNLV 45.5. Officials: Randy McCall, Jim Stupin, Larry Spaulding. Technicals: none. Attendance: 12,611.

**Series Breakdown**

**THE SERIES**

Overall	UW, 31-23
Overall Streak	SDSU, 1
Div. I Era	UW, 31-23
MWC Era	UW, 6-4
at SDSU	SDSU, 15-9
at Cox Arena	UW, 3-2
at SDSU Streak	SDSU, 2
at Wyoming	UW, 20-4
at Arena-Aud.	UW, 16-4
at Wyoming Streak	UW, 1
Neutral	SDSU, 4-2
Neutral Streak	SDSU, 1
Fisher vs. Wyoming	5-7
Fisher vs. McClain	5-7

**STATISTICAL COMPARISON**

	SDSU	WYO.
Record	8-7	9-7
Conference Record	2-0	1-2
Scoring Offense	68.9	71.6
Scoring Defense	66.7	71.7
Scoring Margin	+2.2	-0.1
Rebound Margin	-2.1	+3.5
FG Percentage	42.9	45.0
FG Percentage Def.	42.4	43.7
3FG Percentage	31.9	34.4
3FG Percentage Def.	32.9	37.2
FT Percentage	68.1	64.9
Assists Per Game	12.9	12.7
Turnovers Per Game	15.6	16.5
Turnover Margin	+0.5	-1.6
A/TO Margin	0.8	0.8
Blocks Per Game	3.4	5.5
Steals Per Game	8.3	6.0

**COMMON NON-CONFERENCE OPPONENTS**

	SDSU	Wyo.
San Diego	W, 64-73	L, 88-95

**SDSU vs. MWC**

	W	L
Air Force	0	0
BYU	1	0
Colorado State	0	0
New Mexico	0	0
Wyoming	1	0
Utah	0	0
Wyoming	0	0
<b>TOTAL</b>	<b>2</b>	<b>0</b>

**WYOMING (9-7; 1-2 MOUNTAIN WEST)**

No.	Name	Pos.	Ht.	Wt.	Cl.	PPG	RPG	Hometown
0	Dion Sherrell	G	6-4	210	Sr.	10.5	2.0	Detroit, Mich. (Schoolcraft CC)
1	Steve Leven	G	6-5	190	So.	11.5	2.4	Airds, New South Wales (Texas)
2	Jerry Webb	G/F	6-5	215	Sr.	5.8	3.8	St. Paul, Minn. (Sheridan CC)
3	Jay Straight	G	5-11	178	Sr.	17.4	4.1	Chicago, Ill. (Dunbar)
5	Kevin Lewis	G/F	6-6	190	Jr.	4.6	2.5	Los Angeles, Calif. (Compton CC)
11	Abdullah Lawal	G	6-1	210	Fr.	0.2	0.6	Plano, Texas (Plano)
13	Alex Dunn	F/C	7-0	240	Sr.	10.6	8.5	Sioux Rapids, Iowa (Sioux Central)
14	James Ebert	G	6-2	195	Jr.	1.1	0.6	Iowa City, Iowa (Kirkwood CC)
21	Justin Williams	F/C	6-10	215	Jr.	8.3	5.5	Chicago, Ill. (Colby CC)
34	Chris Anderson	F	6-8	210	So.	2.2	1.4	Layton, Utah (Eastern Utah CC)
45	Jarrod Boswell	C	7-0	265	Fr.	1.3	1.0	Lakeside, Calif. (El Capitan)
54	Derek Wabington	F	6-9	235	Jr.	7.2	4.1	Phoenix, Ariz. (Northeastern CC)

**Head Coach:** Steve McClain (Chadron State '84) - 119-76 in seventh season at Wyoming

**Assistant Coaches:** Leroy Washington, John Adams, Silvey Dominguez

**San Diego State-Wyoming: The Series**

- ▶ San Diego State and Wyoming are meeting for the 55th time in history, with the Cowboys holding a 31-23 series lead.
- ▶ The Aztecs own a 15-9 advantage in games against Wyoming in San Diego and have won the last two games between the teams in America's Finest City, claiming an 80-70 win in 2003 and a 74-66 decision in 2004.
- ▶ With 54 meetings between the teams over the past 26 seasons, Wyoming has faced the Aztecs more than any other opponent over that span. In fact, the Aztecs and Cowboys have played 10 games over the past four seasons. This familiarity has bred some compelling games, culminating in the 2001-02 season with the following three results: an overtime contest, SDSU's first win in Laramie since 1991 and a one-point decision in the conference tournament when both teams felt a need to win to extend their respective seasons into the NCAA tournament.
- ▶ The Aztecs have won five of their last six games with Wyoming, including a 74-66 decision at Cox Arena on Feb. 21, of last season.
- ▶ The last seven meetings (including the Cowboy win earlier this season) have been decided by a total of 47 points, an average margin of 6.7 points.
- ▶ The three meetings in 2001-02 were decided by a combined eight points, an average margin of 2.7 points per game. In 2002-03, the Aztecs won the two meetings by a combined 23 points, while last season the series was split with each team winning an eight-point game.
- ▶ Of late, this has been a closely contested series, as 11 of the last 26 have been decided by four points or less.
- ▶ The Aztecs have played the Cowboys six times in postseason conference tournaments, including three times in the past seven seasons, tying UNLV for the most postseason meetings during that span. The Aztecs are 4-2 in those games, none of which have taken place farther than the tournament semifinals.
- ▶ Senior Chris Manker has saved some of his best performances for Wyoming. The 7-footer has played five career games against the Cowboys (including one while he was at Oregon State) and has scored 38 points in 69 minutes of action. The 38 points match Chris Walton for the most by an active Aztec against Wyoming. In each of his three previous years, his season-high has come at the expense of Wyoming. As a freshman, he connected on three treys and had nine points. As a sophomore, he once again made three three-point field goals in Laramie en route to nine points. Last season, he made four treys and posted a then career-high 14 points in the contest in Laramie. In his career, Manker has made 13-of-24 (54.2 percent) field goals and 12-of-22 (54.5 percent) from three-point range against the Cowboys.
- ▶ Current San Diego State player career statistics against Wyoming can be found on page four.

**LAST MEETING AND LAST TIME IN SAN DIEGO**

**San Diego State 74, Wyoming 66 | Feb. 21, 2004 | Cox Arena at Aztec Bowl**

SAN DIEGO - Aerick Sanders scored 22 points and hauled in 16 rebounds to pace San Diego State to a 74-66 victory over Wyoming Saturday night.

With the win, the Aztecs (13-12, 4-6 Mountain West Conference) snapped a three-game losing streak. Wyoming (10-14, 3-8) has lost nine of its last 11 contests. The Cowboys are 0-10 on the road this season, including five conference losses.

Sanders, who set a school record for rebounds in a MWC game with 16, had 10 points

**▶ THE SERIES**

Series: Wyoming leads, 31-23

H: 15-9, A: 4-20, N: 4-2

Date	Location	Score
J.12.79	*Laramie	L 71-78
F.10.79	*San Diego (SA) (d)	W 79-71
J.5.80	*San Diego (SA)	W 65-57
J.31.80	*Laramie	L 58-79
J.2.81	*San Diego (SA)	L 51-69
F.7.81	*Laramie (d)	L 57-102
J.21.82	*Laramie	L 64-77
M.6.82	*San Diego (SA) ot-L	64-66
J.29.83	*San Diego (SA)	W 64-57
F.24.83	*Laramie	L 56-66
F.6.84	*Laramie ot-L	73-83
M.1.84	*San Diego (SA)	L 64-65
J.3.85	*Laramie	W 60-57
E.9.85	*San Diego (SA)	W 79-70
J.27.86	*San Diego (SA)	W 88-82
F.13.86	*Laramie	L 71-89
J.22.87	*San Diego (SA)	L 70-79
F.19.87	*Laramie	L 73-85
J.28.88	*San Diego (SA)	L 56-57
F.27.88	*Laramie (16) (d)	L 59-85
M.10.88	^N-Provo (14) (QF)	L 76-83
J.30.89	*San Diego (SA)	W 69-61
F.18.89	*Laramie	L 67-71
J.11.90	*Laramie	L 60-76
J.30.90	*San Diego (SA)	W 68-59
F.3.91	*San Diego (SA)2ot-W	87-84
F.23.91	*Laramie	W 95-83
J.9.92	*San Diego (SA)	L 72-85
F.13.92	*Laramie	L 66-92
J.7.93	*Laramie	L 54-77
F.25.93	*San Diego (PG)	W 64-62
M.10.93	^N-Salt Lake City (IR)W	59-57
J.10.94	*San Diego (PG)	W 73-71
F.26.94	*Laramie (d)	L 70-85
M.9.94	^N-Salt Lake City (IR)W	54-51
J.2.95	*Laramie	L 56-64
M.2.95	*San Diego (PG)	W 52-51
J.4.96	*San Diego (SA)	W 80-77
M.2.96	*Laramie (:15) (d)	L 68-69
J.16.97	*San Diego (SA)	W 82-75
F.15.97	*Laramie (d)	L 50-67
M.3.98	^N-Las Vegas, Nev. (IR)ot-W	60-57
J.29.00	*Laramie	L 87-93
F.19.00	*San Diego (CA) (d) L	57-71
F.3.01	*Laramie (d)	L 66-101
M.1.01	*San Diego (CA)	L 62-69
M.8.01	^N-Las Vegas, Nev. (QF)	L 58-73
J.21.02	*San Diego (CA) ot-L	85-88
F.18.02	*Laramie	W 68-64
M.8.02	^N-Las Vegas, Nev. (SF)W	70-69
F.3.03	*San Diego (CA)	W 80-70
M.1.03	*Laramie (d)	W 86-73
J.26.04	*Laramie	L 71-79
F.21.04	*San Diego (CA)	W 74-66

AG - Aztec Gym. PG - Peterson Gym. CA - Cox Arena. Number after location is BYU AP rank at game time. \* - conference game. ^ - MWC championship.



## SDSU PLAYERS VS. WYOMING

PLAYER	GP-GS	Min-Avg	FG-FGA	Pct	3FG-FGA	Pct	FT-FTA	Pct	Rebs	Avg	PF	FO	A	TO	Blk	Stl	Pts	Avg	Hi
Chris Manker	5-1	69-13.8	13-24	.542	12-22	.545	0-3	.000	7	1.4	6	0	1	3	1	4	38	7.6	14
Chris Walton	8-2	168-21.0	14-42	.333	3-11	.273	7-10	.700	30	3.8	15	0	13	8	3	7	38	4.8	12
Brandon Heath	2-2	52-26.0	9-19	.474	0-6	.000	5-8	.625	3	1.5	4	0	4	8	0	1	23	11.5	15
Tommy Johnson	5-0	63-12.6	6-12	.500	1-1	1.000	3-5	.600	12	2.4	7	0	2	3	0	3	16	3.2	9
John Sharper	4-0	59-14.8	5-15	.333	2-10	.200	0-0	.000	1	0.3	5	0	4	1	0	2	12	3.0	8
Marcus Slaughter	2-2	45-22.5	5-8	.625	1-1	1.000	0-0	.000	16	8.0	5	0	0	3	0	1	11	5.5	7
Trimaine Davis	4-0	10-2.5	0-2	.000	0-0	.000	0-0	.000	0	0.0	3	0	0	1	0	0	0	0.0	0
Travis Hanour	2-0	10-5.0	0-0	.000	0-0	.000	0-1	.000	3	1.5	3	0	1	0	0	0	0	0.0	0

## MWC Individual Rankings (All Games)

## Mohamed Camara

Off. Rebounding	8th (2.27)
Rebounding	12th (5.0)
Blocked Shots	15th (0.80)

## Brandon Heath

Steals	2nd (2.13)
Free Throw Pct.	2nd (86.8)
Scoring	3rd (18.3)
Assists	3rd (3.93)
Assist-TO Ratio	6th (1.04)
3FG Made	8th (1.67)

## John Sharper

3FG Percentage	11th (37.3)
Steals	13th (1.27)
3FG Made	14th (1.47)

## Marcus Slaughter

Off. Rebounding	2nd (3.33)
Scoring	3rd (18.3)
Rebounding	3rd (8.9)
Def. Rebounding	6th (5.53)
Blocked Shots	7th (1.27)
Steals	8th (1.40)

## MWC Team Rankings (All Games)

Category	Rank
Scoring Offense	7th
Scoring Defense	4th
Scoring Margin	5th
Free Throw Percentage	6th
FG Percentage	7th
FG Percentage Defense	4th
3FG Percentage	8th
3FG Percentage Defense	3rd
Rebounding Offense	7th
Rebounding Defense	6th
Rebounding Margin	7th
Blocked Shots	6th
Assists	7th
Steals	1st
Turnover Margin	3rd
Assist-TO Ratio	7th
Offensive Rebounds	1st
Defensive Rebounds	7th
3FG Made	6th

and 10 rebounds in the first half. Sanders also went 8-for-9 from the free-throw line.

With the Aztecs trailing, 6-2, Sanders helped key a 22-5 first-half run that put them in control at 24-11.

Sanders hit a pair of free-throws with 1:50 left that increased the Aztec lead to 66-60, halting an 11-0 Wyoming run that had taken the Cowboys within four points at 64-60.

Wyoming trailed by 17 points before Jay Straight keyed a scoring run with a pair of 3-pointers. Straight finished with 17 points.

Wesley Stokes connected on nine of 12 free throws for San Diego State, including seven in the final minute of play. Chris Walton added 12 points and seven rebounds for San Diego State. Marcus Slaughter added seven points and eight rebounds.

Wyoming's Alex Dunn had 13 points and 14 rebounds while Mikel Watson had 10 points.

## LAST MEETING IN LARAMIE

Wyoming 79, San Diego State 71 | Jan. 26, 2004 | Cox Arena at Aztec Bowl

LARAMIE, WYO. - San Diego State suffered its fifth straight road loss as Wyoming's Jay Straight scored a career-high 30 points to lead the Cowboys to a 79-71 victory.

San Diego State (11-8, 2-2) jumped out to 22-9 lead with 11:30 remaining in the first half, but saw Wyoming climb back into the game as Jerry Webb scored 10 of his 13 points in a five-minute span to cut the lead to 35-34 at halftime.

Straight scored 21 points in the second half as Wyoming caught fire from the 3-point arc and took control of the game. Wyoming was behind, 37-34, early in the second when Straight guided the Cowboys to 17-3 run to give them a 51-40 lead with 13:43 left.

The Aztecs battled back behind Chris Manker's three-point shooting. Manker hit four 3-pointers and scored all of his then career-high 14 points in the second half. SDSU cut the lead to three with 2:37 left after a Tommy Johnson three-pointer, but could get no closer as the Cowboys hit 9-of-10 free throws in the last 1:04.

Brandon Heath led the Aztecs in scoring for the ninth time this season with 15 points and Aerick Sanders recorded his ninth double-double of the year with 12 points and 11 rebounds. Wesley Stokes dished out nine assists and had two steals.

The win snapped Wyoming's three-game losing streak overall, and a four-game losing streak to the Aztecs.

## LAST POSTSEASON MEETING

San Diego State 70, Wyoming 69 | March 8, 2002 | Thomas & Mack Center | MWC Semifinals

LAS VEGAS -- Al Faux hit a 15-foot jumper with 19 seconds remaining to give fifth-seeded San Diego State a 70-69 win over top-seeded Wyoming to advance to the finals of the MWC tournament.

The Aztecs advanced to just their third Division I conference championship game and first since the 1985 Western Athletic Conference tournament.

Wyoming had a chance to win the game, but Marcus Bailey's jumper with four seconds left fell short. The Aztecs' Aerick Sanders grabbed the rebound and was fouled with 1.3 seconds remaining.

Sanders missed both free throws, but Wyoming couldn't get off another shot.

Faux led the Aztecs with 20 points. Randy Holcomb added 19 points and Sanders 10.

The Aztecs held the advantage until 7:38 remained in the game as David Rottinghaus made two free throws to give Wyoming a 59-58 lead.

Wyoming's Marcus Bailey hit a three-pointer to extend the lead to 62-58 with 5:03 left and then added two free throws to extend the lead to 64-59 with 4:12 remaining.

Faux converted a three-point play, then hit a jumper to tie the score at 64 with 3:07 left. Bailey again gave Wyoming the lead, 67-64, when he hit a three-pointer with 2:34 left.

The Aztecs closed to within 67-66 with 2:07 remaining, then Holcomb scored off a Faux assist to give the Aztecs a 68-67 lead with 1:30 remaining.

Bailey made two free throws for a Wyoming 69-68 advantage, setting up Faux's last-minute heroics.

## Aztec Cliff Notes

San Diego State (8-7) has flirted with a .500 mark while facing one of the most challenging schedules in school history all while having the senior class miss 28 games due to injury and suspension.

What looked like one of the most experience teams in school history has had to rely heavily upon underclassmen due to the dismissal of Wesley Stokes (who started 28 of 30 games a year ago) and injuries to Chris Walton (groin pull/hip flexor) and Travis Hanour (tendonitis).

The result has been an exciting, and somewhat inconsistent, season with a number of first and second year players

## Aztecs off the Court

### ► Mohamed Camara

Speaks six languages... Moved to the United States on Sept. 29, 2001... Started playing basketball in 1999.

### ► Trimaine Davis

Hit by a car at age 16 that initiated his switch from football to basketball... Wears jersey No. 20 in memory of high school friend Greg Ashford who died in a drowning accident.

### ► Travis Hanour

Grew eight inches between his freshman and junior years of high school... Has four tattoos, all Christian related.

### ► Brandon Heath

Through his first full year (Fall, spring and summer semesters), he has completed 41 college units... On schedule to be classified as a junior academically following the Fall, 2004 semester.

### ► Tommy Johnson

Enjoys traveling and visited St. Thomas on a seven-day cruise in summer of 2003... Has a basketball card collection.

### ► Chris Manker

Attended and worked the 1999 U.S. Senior Open at the Des Moines Golf and Country Club... Wants to open a sports restaurant chain called Super Manker's.

### ► John Sharper

His mother is working on her Ph.D. in education psychology at the University of Missouri... Played the saxophone for three years in high school.

### ► Marcus Slaughter

Heavily involved in community activities and initiates many of the community projects the team is involved in... Teamed with Brandon Heath to win the 2004 Pro City championship in Los Angeles (formerly known as the Say No Classic).

### ► Chris Walton

Organized food drives in conjunction with Aztec basketball home games each of the past three seasons... Went to his first Grateful Dead concert when he was two months old... Youngest son of Bill Walton.

### ► Steve Fisher

Won a charity free-throw shooting contest featuring the eight head coaches at the 2003 EA Sports Maui Invitational.

making an immediate impact.

San Diego State has played with a predominately 10-man rotation since the return of Walton. The Aztecs have started nine different lineups, and have played eight different starting groups in the last nine games.

The one player to start every game is 6-8 sophomore forward Marcus Slaughter. The co-team leader in scoring (18.3) and leader in rebounding (8.9), Slaughter has been a consistent threat for the Aztecs having scored in double figures every game this season and leading the team in scoring eight times and rebounding 11 times.

Joining Slaughter in the frontcourt are Mohamed Camara, Trimaine Davis, Chris Manker and Chris Walton. Typically the Aztecs have started three guards leaving one of the aforementioned players to join Slaughter on the front line.

Junior Mohamed Camara (2.9 ppg, 5.0 rpg, 12 blks.) is the Aztecs biggest post presence at 6-10, 265. He has only been playing basketball since 1999 and is continuing to develop his offensive skills. Had his best game of the season against Providence on Dec. 31 when he matched his career best with seven points and added a career-high 13 rebounds. He has 28 rebounds in his last four games.

Junior Trimaine Davis (3.6 ppg, 1.7 rpg, 3 blks.) is playing the best basketball of his career. An athletic 6-8 forward, Davis has felt more comfortable as his playing time increases. He has 17 points in his last 41 minutes on the court and is connecting on 53.5 percent of his field goals on the season. As has always been the case, Davis in an enthusiastic player who took over the duties of team captain in Walton's absence.

Senior Chris Manker (9.3 ppg, 3.7 rpg, 1.5 apg) exploded out of the gate and is putting together the best season of his career. Always a threat from behind the arc, the 7-0 center has emerged as a post option. This season he has 36 two-point field goals, 19 more than he had all of last season. He also has 58 career three-point goals.

Senior Chris Walton (5.5 ppg, 3.5 rpg) plays both the three and four positions for the Aztecs. He played the opener and then missed a month (nine games) due to a hip flexor/groin strain injury. He is still bothered by the injury, but has returned to play 23 or more minutes in each of the last five games and is coming off a couple of terrific performances. He had 12 points, six rebounds and a game-winning shot at Brigham Young followed by 11 points, four rebounds and two assists in the victory at UNLV.

Turning to the backcourt, the other staple in the Aztec lineup is sophomore guard Brandon Heath (co-leading scorer at 18.3 ppg, team-high 3.9 apg, 3.6 rpg). Heath has started 14-of-15 games this season, has 14 double-digit scoring games this season and has connected on a three-point field goal in 15 of his last 16 games. A graduate of Westchester High, Heath scored nine of San Diego State's last 11 points against the Cougars and followed that up with a career-high 37 points in the victory at UNLV.

The rest of the backcourt consists of Tommy Johnson, John Sharper, Tyler Smith and Matt Thomas.

Senior Tommy Johnson (1.2 ppg, 1.0 rpg) has played in 13 of the 15 games for SDSU so far. Typically a reserve, he has played as many as 24 minutes this season and has posted outings of seven points and six rebounds this season.

Junior John Sharper (6.2 ppg, 1.3 rpg) is once again flirting with shooting 40 percent from three-point range. Third on the school's career three-point field percentage charts, he has started 10 games this season and played at least 13 minutes in all 15 games. He has just three turnovers in his last 128 minutes of action. Was shooting 41.5 percent from three-point range before missing on his last six attempts from bonus distance.

Walk-on true freshman Tyler Smith (1.9 ppg, 1.8 rpg, 1.6 apg) has been the surprise of the year for San Diego State. Smith has started six straight games and is second on the Aztec team in hockey +/- . This season, when he is on the court the Aztecs have outscored their opposition by 40 points. When he is off the court, SDSU has been outscored by 15 points. He has made five of his last 10 three-point field goal attempts and had a career-best six assists at Brigham Young.

True freshman Matt Thomas (4.8 ppg, 2.3 rpg, 1.4 apg) plays the point position for the Aztecs when he is on the floor. He has made three starts this season in and has seen action in all 15 games. An explosive player, Thomas has the ability to get around defenders and has double-digit scoring performances at Washington (14 points) and vs. Saint Mary's (10 points).

## A 2-0 Start Never Looked So Good

For the third consecutive season San Diego State has opened league play with consecutive wins. What separates the 2004-05 squad is that both wins came on the road. In winning at Brigham Young and UNLV to open the season, The Aztecs not only produced one of the best starts to the league campaign in school history, but also joined some pretty elite company in the conference.

► SDSU won its first two road games of the league season for just the second time in 35 Division I seasons (the previous time was in 1984-85 when the Aztecs went 23-8 won the Western Athletic Conference tournament and advanced to the NCAA Tournament).

► SDSU won at Brigham Young and UNLV in the same season for the first time in school history.

► SDSU won at Brigham Young for just the third time in 26 visits to Provo (3-23) and snapped a 17-game conference losing streak to the Cougars in Provo. BYU fell to 30-2 in its last 32 league home games.

► SDSU claimed its first regular-season victory at the Thomas & Mack Center, second win over UNLV in the building and third victory over the Rebels in Sin City in 19 games (3-16). UNLV dropped to 27-9 in MWC home games, and the last five MWC teams to defeat UNLV at home have gone on to finish third or better in the final conference standings.

► SDSU became the eighth MWC team (Utah became the ninth on Monday) to win its first two road games of the league campaign. Of the previous seven teams, five went on to win or share the league title, one team finished second and one team finished third.

► SDSU joined the 2003 Utah team as the only teams in Mountain West Conference teams in league history to win at UNLV and at Brigham Young in the same season.

## Mountain West

### STANDINGS

School	MWC		Overall	
	W	L	W	L
Utah	3	0	15	3
SDSU ◀	2	0	8	7
Air Force	2	0	11	6
New Mexico	1	1	14	3
CSU	1	2	9	7
Wyoming	1	2	9	7
UNLV	0	2	7	7
BYU	0	3	6	12

### SCHEDULE AND RESULTS

January 8 (Saturday)
Colorado St. 53, at Air Force 58
SDSU 59, at BYU 57
Wyoming 75, at New Mexico 89
January 10 (Monday)
at Utah 70, UNLV 52
at Wyoming 100, IPFW 59
January 11 (Tuesday)
at Saint Mary's 59, Air Force 58
at BYU 110, Montana St.-Billings 70
January 15 (Saturday)
Air Force 64, New Mexico 62
Colorado St. 74, BYU 67
SDSU 81, at UNLV 73
Utah 74 at Wyoming 49
January 17 (Monday)
Wyoming 83, BYU 71
Utah 75, at Colorado St. 52
January 22 (Saturday)
Air Force at BYU
Colorado St. at UNLV
New Mexico at Utah
Wyoming at SDSU

### Preseason MWC Poll

Pl.	School (1st Place Votes)	Pts.
1.	UNLV (14)	182
2.	Utah (7)	169
3.	Air Force (4)	142
4.	New Mexico	122
5.	Brigham Young	92
6.	Colorado State	87
7.	San Diego State	71
8.	Wyoming	35

## SDSU MILESTONE WATCH

<b>Brandon Heath</b>	<b>Total</b>	<b>Needs</b>	<b>For</b>	<b>Significance</b>
Points	687	13	700	Move within 94 points of 25th place on Div. I era list
Steals	73	3	76	Match Keith Smith for 19th on SDSU career list
3FGs Made	73	3	76	Tie Berry Randle for 8th on Aztec career list
Consecutive FT Made	13	60	73	Would tie Villanova's Gary Buchanan for NCAA DI record for consecutive FTM
<b>Tommy Johnson</b>	<b>Total</b>	<b>Needs</b>	<b>For</b>	<b>Significance</b>
Games Played	90	1	91	Tie Mike Dodd for 18th place in SDSU Div. I era
<b>Chris Manker</b>	<b>Total</b>	<b>Needs</b>	<b>For</b>	<b>Significance</b>
3FGs Made	52	1	53	Tie Arthur Massey for 16th place on SDSU career list
		3	55	Tie Josko Visnjic for 15th place on SDSU career list
<b>John Sharper</b>	<b>Total</b>	<b>Needs</b>	<b>For</b>	<b>Significance</b>
3FGs Made	66	10	76	Tie for 9th on the career list with Matt Watts
<b>Marcus Slaughter</b>	<b>Total</b>	<b>Needs</b>	<b>For</b>	<b>Significance</b>
Blocked Shots	36	1	37	Tie for 15th place on school career chart (Marcus Banks and Keith Blazer)
Rebounds	337	7	344	Will move into a tie for 25th on SDSU career rebound list
<b>Chris Walton</b>	<b>Total</b>	<b>Needs</b>	<b>For</b>	<b>Significance</b>
Victories	52	1	53	Played in 53 wins, 9th highest total since stat started being tracked '75-76
Rebounds	338	6	344	Will move into a tie for 25th on SDSU career rebound list
Minutes	1,962	38	2,000	Become 16th player in SDSU recorded history to reach 2K mins.
Assists	144	6	150	Move into SDSU career top 25 in category (Raymond King - 150)
Games Played	97	3	100	Will be 14th player in DI era to play in 100 games
Points	479	21	500	Recap 500-point plateau

### The Triple Crown Jinx

As previously mentioned, San Diego State has gotten off to a 2-0 record in Mountain West Conference play for the third consecutive year. The problem for the Aztecs has been securing that third straight win to open league play.

Each of the last five times SDSU has attempted to go 3-0 in league play (three times in the WAC and twice in the MWC), the Aztecs have suffered a loss. Nearly all have been in heart-breaking fashion as five of the six defeats have been by four points or less or in overtime, including last season's 92-82 double overtime loss at Colorado State.

San Diego State's last 3-0 conference start came 20 years ago, when the 1984-85 squad opened with road wins at Wyoming and at Air Force and followed that up with a 76-67 home victory over Utah. That team went on to open WAC play 4-0, and ended the season with a 23-8 record and advanced to the NCAA Tournament.

Below is a look at the SDSU teams that have opened 2-0 in the past 20 seasons.

Season	First Two Wins	Game Three	Overall	Conference	Postseason
1984-85	at Wyoming, at Air Force	Utah (W, 76-67)	23-8	11-5/2nd	NCAA Tournament
1985-86	Air Force, Colorado State	at Utah (ot-L, 89-93)	10-19	7-9/6th	none
1988-89	Colorado State, Air Force	at Brigham Young (L, 81-85)	12-17	4-12/9th	none
1995-96	Colorado State, Wyoming	at New Mexico (L, 74-77)	15-14	8-10/T-6th	none
2002-03	at Air Force, Utah	Brigham Young (L, 69-80)	16-14	6-8/5th	NIT
2003-04	Brigham Young, UNLV	at Colorado St. (2ot-L, 82-92)	14-16	5-9/T-5th	none
2004-05	at Brigham Young, at UNLV				

As demonstrated above, the 2-0 league start has not necessarily resulted in a great season. But, the 3-0 start has typically been a prelude to special seasons. Since the 1970-71 season (beginning of SDSU's Division I era), the Aztecs have opened league play 3-0, four times. Three of those times the Aztecs have gone on to play in the NCAA Tournament and all four of those SDSU teams finished third or higher in the final league standings.

Below is a look at the SDSU teams that have opened conference play 3-0 in the Division I era (last 35 seasons).

Season	First Two Wins	Game Three	Overall	Conference	Postseason
1974-75	CSUF, Fresno State	Long Beach State (W, 84-77)	14-13	6-4/2nd	NCAA Tournament
1975-76	at CSUF, Long Beach State	Fresno State (W, 103-84)	16-13	5-5/3rd-T	NCAA Tournament
1976-77	at CSUF, Pacific	San Jose State (W, 88-80)	13-15	9-3/1st	none
1984-85	at Wyoming, at Air Force	Utah (W, 76-67)	23-8	11-5/2nd	NCAA Tournament

### Early Road Wins Are a Good Way to Win Title and Go Dancin'

Last Saturday, San Diego State became just the eighth team in Mountain West Conference history to win its first two league road games (Utah became the ninth on Monday night). All seven of the previous MWC teams to win their first two conference road games advanced to postseason play, with five making the NCAA Tournament. Of the seven previous members of the club, five won or shared the conference title, one team finished second and one team finished third.

Season	Team	First 2 MWC Road Games	Final MWC Road Record	Overall	MWC Finish	Postseason
1999-00	UNLV	2-0	4-3	23-8	10-4/T-1st	NCAA Tournament
	Utah	2-0	3-4	23-9	10-4/T-1st	NCAA Tournament



## SDSU Mountain West Conference Player of the Week

Date	Nominee
Nov. 23	Marcus Slaughter
Nov. 30	Marcus Slaughter
<b>Dec. 6</b>	<b>Brandon Heath</b>
Dec. 13	Marcus Slaughter
Dec. 20	Marcus Slaughter
Dec. 27	Tyler Smith
Jan. 3	Marcus Slaughter
Jan. 10	Chris Walton
<b>Jan. 17</b>	<b>Brandon Heath</b>

Bold indicates player won the award

## Weekly RPI and Sagarin Ratings

### Previous Seasons

Date	Sagarin	RPI	com
1993-94			183
1994-95			218
1995-96			170
1996-97			198
1997-98			160
1998-99	278		284
1999-00	273		264
2000-01	143		154
2001-02	66		39
2002-03	108	103	99
2003-04	111	116	117

### 2004-05

Date	Sagarin	RPI	com
Dec. 13	249	262	265
Dec. 20	226	213	244
Dec. 27	204	182	244
Jan. 3	197	153	182
Jan. 10	179	153	179
Jan. 17	158	*165	166

\* - Notes formula change from previous week.

2001-02	Utah	2-0	4-3	21-9	10-4/2nd	NIT
	Wyoming	2-0	5-2	22-9	11-3/1st	NCAA Tournament
2002-03	Brigham Young	2-0	5-2	23-9	11-3/T-1st	NCAA Tournament
	Wyoming	2-0	4-3	21-11	8-6/T-3rd	NIT
2003-04	Air Force	2-0	5-2	22-7	12-2/1st	NCAA Tournament
2004-05	San Diego State	2-0				
	Utah	2-0				

## Selling the Drama to Reverse the Trend

San Diego State may have exercised of the ghosts left from last season. In 2003-04, the Aztecs finished 4-10 in league play, but lost five conference games that were a one possession game with 2:03 or less remaining in regulation, including four games that were a one possession game with 25 seconds or less in regulation.

The Aztecs took a big step toward putting the past behind them by rallying from 13 points down at Brigham Young to claim a 59-57 victory on Chris Walton's put-back seven-footer at the buzzer to defeat Brigham Young in the conference opener.

The victory snapped a couple of annoying trends:

▶ The two-point win over Brigham Young victory snapped a five-game conference losing streak in contests that were decided by three points or less or in overtime dating back to a 58-56 victory over Utah on Jan. 18, 2003.

▶ The last time SDSU won a road league games decided by three points or less or in overtime was at Rice on Jan. 24, 1998, while a member of the Western Athletic Conference.

▶ The Aztecs had dropped seven straight road league games that were decided by three points or less or in overtime.

'04 MWC RECORD VS. '05 MWC RECORD		
	2004	2005
Record	4-10	2-0
Overtime Record	0-2	0-0
Gms. decided by 3 pts. or less/OT	0-3	1-0
Losses in one possession gm. w/less than 2:05/OT	5	0

## Aztec Trends

Here are a couple of trends to look for on Saturday.

▶ In every Aztec game this season and in 17 straight games dating back to last season, the team that has had a higher field goal percentage has won the game.

▶ The Aztecs are 8-0 this season and 62-19 in the Fisher era when shooting better than their opponent. SDSU is 0-7 this season and 14-66, with 10 consecutive losses, when it has a lower field goal percentage.

▶ San Diego State is 8-1 this season when shooting at least 40 percent from the field (lone loss was at nationally-ranked Washington) and 0-6 when connecting on less than 40 percent of its shots.

▶ San Diego State is 8-2 when scoring more points than its opponent in the paint and 0-5 when scoring the same or fewer points in the paint.

▶ San Diego State is 4-0 this season when the senior class (Chris Manker, Chris Walton, Tommy Johnson, Travis Hanour and Jared Ines) contribute at least 20 points. In wins, the seniors average 16.4 points, while in losses their production drops to 9.6 points.

▶ Mohamed Camara: San Diego State is 4-0 this season when he shoots 50 percent or better from the floor.

▶ Brandon Heath: San Diego State is 3-0 this season and 8-1 in his career when Heath shoots 50 percent or better from the field... The Aztecs are 4-1 this season and 10-3 in his career when he posts an efficiency rating of +16 or better... SDSU is 5-2 this season when he has more assists than turnovers... Aztecs are 6-0 this season when he posts five assists or more in a game.

▶ Chris Manker: San Diego State is 4-2 this season and 11-3 in Manker's career when he blocks a shot... Dating back to his days at Oregon State, Manker's teams are 14-4 when he blocks a shot... SDSU is 5-2 this season and 14-7 in his career when Manker shoots 50 percent or better from the field... Aztecs are 5-1 this season when Manker records five or more rebounds.

▶ John Sharper: San Diego State is 4-2 this season and 11-6 since the beginning of the 2003-04 season when Sharper connects on multiple three-point field goals... Aztecs are 8-4 this season when he has two turnovers or less in a game.

▶ Marcus Slaughter: San Diego State is 3-1 this season when Slaughter shoots better than 50 percent from the field.

▶ Tyler Smith: San Diego State is 5-1 when he scores a point... The Aztecs are 4-0 when he has three or more assists... SDSU is 5-1 when he has more assists than turnovers.

▶ Chris Walton: San Diego State has won eight straight games and was 5-0 last season when Walton attempted at least four free throws... SDSU is 2-0 this season and 10-5 in his career when Walton scores in double figures.

## Like Us Now? You'll Love Us in 2005-06

One thing Aztec fans know is that of the top eight players based on minutes played this season, seven are slated to return next season. Included in that group of eight are one senior (Chris Manker), three juniors (Mohamed Camara, Trimaime Davis, John Sharper), two sophomores (Brandon Heath, Marcus Slaughter) and two true freshmen (Tyler Smith and Matt Thomas).

Joining that group is a recruiting class quickly earning accolades as one of the best nationally.

The Aztecs' early signees included Brett Hoerner, Kyle Spain, Kashif Watson and Jabbar Young. All four players, three from the high school ranks, and one from junior college, have been ranked among the top 125 players nationally in their respective classes.

With the addition of Florida transfer Mohamed Abukar who started practicing with the Aztecs on Thursday and will be eligible mid-December next season, HoopScoop Online has the Aztec 2005 class ranked 19th nationally.

Below is a look at the 2005 Aztec class.

Hoerner, a 6-11, 200-pound forward, is a senior at Fullerton High in Fullerton, Calif. He averaged 16.0 points, 9.8

rebounds and recorded 112 block shots for a team that went 20-7 last season. Hoerner is ranked among the top 100 recruits in his class by six different scouting services, including Hoop Alliance, which ranks him 51st. He is ranked as the 20th best power forward in the country by ScoutHoops.com and is a member of *Street & Smith's* High Honorable Mention All-America team.

Spain, a 6-6, 205-pound forward, is a senior at Newark Memorial High in Newark, Calif. He averaged 16.5 points, 8.0 rebounds and shot 70.4 percent from the free throw line as a junior. His team went 29-5 and played for the CIF Division I championship in 2003-04. Spain recorded three 30-point scoring games and posted eight double-doubles as a junior. He is one of just five players named to the *Street & Smith's* San Francisco-Oakland all-Metro team. He was rated as the 42nd best player nationally by Hoop Scoop's Clark Francis and was selected as the fourth best prospect in the state by the same service.

Watson, a 6-3, 180-pound guard, is a senior at Bishop Gorman High in Las Vegas. He averaged 17 points, six rebounds, four assists and three steals for a playoff team that went 21-7 last season. This season, his prep team is ranked among the top 25 nationally by two publications. He is ranked as the second best shooting guard on the west coast and among the top 35 players at the two-guard position nationally by Rivals.com. He was named to *Street & Smith's* High Honorable Mention All-America team. His brother, C.J., is a starting guard at Tennessee.

Young, a 6-11, 285-pound center, is in his second season at San Bernardino College. He will have two seasons remaining when he joins the Aztecs in 2005-06. Young was listed as the 20th-best center in the class of 2002 by ESPN.com. He was also listed as one of 20 players to watch in the state of Maryland by *USA Today* while he was at National Christian Academy (Md.). Young attended classes at San Diego State in the Spring of 2003.

Abukar, a 6-10, 210-pound forward, will be a junior when he begins playing for the Aztecs next December. He played in 30 games as a freshman and saw action in seven games this season for Florida. Earlier this season, he scored a career-high 22 points in just 12 minutes of action against Florida A&M.

### Winning vs. Losing

If you look at San Diego State statistics in victories and losses, it is hard to believe the same team that has won eight games, four by 15 or more points, is the same team that has lost seven games, four of which were a one possession game with less than three minutes remaining.

► The most glaring statistic is field goal percentage, where the Aztecs have shot 48.3 percent in eight victories and 37.3 percent in seven losses, a difference of 11.0 percent. In every game this season, and in the last 17 San Diego State games dating back to last season, the team with the better field goal percentage has won. The Aztecs have lost 10 consecutive games when an opponent has a higher field goal percentage.

► To the surprise of no one, Aztec opponents are shooting better, 11.1 percent to be precise, in Aztec losses vs. Aztec wins. Holding opponents below 40.0 percent from the field has been a good omen, not only this season but during the Fisher era. The Aztecs are 36-6 when their opponent shoots 40 percent or less from the field.

► Another trend to look for is the rebound war. The Aztecs are practically even, with a -0.6 rebound margin in victories and a -6.0 rebound margin in losses, a swing of 5.4 rebounds per game. San Diego State is 4-2 this season and 52-32 in the Fisher era when owning a rebound advantage. Meanwhile, San Diego State is just 25-52 during Fisher's six seasons when facing a disadvantage on the glass.

### Can We Catch A Break?

Last season San Diego State finished 14-16 but were just a couple of key possessions away from not only posting a fourth consecutive .500 or better record, but also making an appearance in a third straight postseason.

In 2003-04, San Diego State lost three games they led with 59 seconds to go in regulation, lost six games that were a one possession contest with 25 seconds or less remaining and lost seven games that SDSU led with 13:48 to go in regulation.

Splitting the six games that were a one possession contest with 25 seconds or less remaining that SDSU lost, would have given the Aztecs a 17-13 record.

Unfortunately, that trend has continued into the beginning portion of the 2004-05 season. Of the Aztecs seven losses this season, four were a one possession game with under three minutes to play.

► vs. UCSB, ot-L, 72-80. Aztecs shoot just 38.8 percent from the field but succeed from rallying from 10 points down to force overtime before suffering season-opening loss.

► vs. California, L, 57-60. Once again, San Diego State rallies from a double-digit deficit, trail by one point with 5:55 to play and have the ball down three when a three-point field goal attempt bounces off the rim as the clock expires.

► vs. Saint Mary's, L, 64-73. Stop us if you have heard this before. San Diego State, which trailed by 11 points at one time, rallies to take a one-point lead with 3:04 to play, but can't hold on to the lead.

► at Loyola Marymount, L, 68-72. Aztecs lead for 23:44 of the game and enjoyed a seven-point lead in the first half and a six-point lead in the second half. SDSU led with seven minutes remaining and trailed by two points with the ball with just over two minutes to play.

### ► HOOPSCOOP'S TOP RECRUITING CLASSES OF 2005

1.	Louisville
2.	Duke
3.	Washington
4.	Mississippi
5.	Memphis
6.	North Carolina
7.	Mississippi State
8.	Oklahoma State
	Louisiana State
10.	Alabama
11.	Baylor
	UNLV
13.	Kansas
14.	Arizona
15.	Marquette
16.	Georgia
17.	Pittsburgh
18.	UCLA
19.	► San Diego State
20.	Connecticut
21.	Auburn
	Southern California
23.	Nebraska
24.	Notre Dame
25.	Syracuse

### ► WINS VS. LOSSES

	W	L
<b>Record</b>	8-0	0-7
<b>Scoring Margin</b>	+13.1	-10.3
<b>FG Percentage</b>	48.3	37.3
<b>Opp. FG Pct.</b>	37.2	48.3
<b>3FG Percentage</b>	36.6	26.6
<b>Opp FTA/Gm</b>	12.6	19.6
<b>Reb. Margin</b>	-0.6	-6.0
<b>TO Game</b>	14.9	16.4



► vs. Providence, L, 67-76. San Diego State leads for more than 21 minutes of the game, leads by as many as seven points and a five-point second-half lead. SDSU has more rebounds, more free throw attempts and fewer turnovers but can not overcome 34.9 percent shooting.

In San Diego State's seven losses this season:

- The Aztecs have led in the final 10 minutes of the game: 4 times
- San Diego State led for more than 20 minutes of the game: 2 times

### Relying on the Underclassmen

Most people expected big things from San Diego State's senior class in 2004-05. With six players entering their final season on the Mesa, SDSU looked to be loaded with experience.

But due to injuries and other circumstances, the six seniors on the Aztec squad - Travis Hanour, Jared Ines, Tommy Johnson, Chris Manker, Wesley Stokes and Chris Walton - have played a total of 42 games, made 11 starts, scored 198 points, pulled down 92 rebounds and have 42 assists through 15 games.

Right now, the Aztec senior class is accounting for 21.4 percent of the minutes played, 19.1 percent of the scoring, 20.0 percent of the rebounding and 21.8 percent of the assists. That means the Aztecs are on pace to return players responsible for about 80 percent of those major statistical categories next season.

Despite having six members in its class, the senior trail both the junior class (with three members) and sophomore class (with two members) in starts, minutes played and rebounds per game. The senior class just moved in front of the junior class in points per game following double-digit efforts from Manker and Walton at UNLV.

There may be hope on the horizon for the class, with Travis Hanour and Chris Walton returning from injuries to play recently. In addition, don't underestimate the importance of the senior class as SDSU is 4-0 when the group scores at least 20 points in a game.

Below is a statistical breakdown by class.

	<u>Players</u>	<u>GP</u>	<u>GS</u>	<u>Min.</u>	<u>PPG</u>	<u>RPG</u>	<u>APG</u>
Senior	6	42	11	43.1	13.2	6.1	2.8
Junior	3	45	26	58.6	12.7	8.0	1.9
Sophomore	2	30	29	68.1	36.5	12.5	5.2
Freshmen	3	31	9	31.9	6.5	4.0	2.9

### Slaughter House Rules




Sophomore forward Marcus Slaughter has gotten off to an explosive start this season. An honorable mention all-conference selection as a freshman, Slaughter is averaging team-highs in scoring (18.3 ppg) and rebounding (8.9). Entering the weekend, he ranked among the league leaders in scoring (3rd), rebounding (3rd), blocked shots (7th) and steals (8th).

Other notes on Slaughter's great jump out of the gate.

- He has produced double-digit scoring games in all 15 games this season marking the first time in his career the sophomore has scored 10 or more points in as many as three consecutive games. He had eight double-figure scoring games all of last season.
- He is en route to post one of the best individual single-season scoring average in school history. The last time an Aztec player averaged more than 18.3 points per game was in in 1985-86 season Michael Watson led the Western Athletic Conference with a 22.5 scoring average. That was also the last time an Aztec player led the league in scoring, something Slaughter has a chance to do this season. His current scoring average of 18.3 would place him 10th all-time and fifth in the Division I era.
- With 274 total points this season, he has surpassed his freshman point total of 237 points.
- He led the Aztecs in scoring just once last season but has already led SDSU in scoring in eight of the first 15 games this season.
- He also has already connected on nine three-point field goals after making just eight last season.
- He has attempted 120 free throws through 15 games and is on pace to attempt 224 attempts in a 28-game season. That would be just short of the school record currently held by Michael Cage, who attempted 251 during his senior campaign in 1983-84.

### Heath Among League Leaders... In Everything



Already with two Mountain West Conference Player of the Week honors to his credit, Brandon Heath continues to progress into one of the top guards in the Mountain West Conference.

A native of Los Angeles, Heath is averaging 18.3 points this season. He led the Aztecs in scoring during the month of December.

Other notes on Heath's sophomore campaign

- Scored in double figures in 12 consecutive games and 15 straight against Division I teams.
- Made a three-point field goal in 15 of his last 16 games dating back to last season (longest streak of his career).
- Made 59-of-68 free throws this season, including 44 of his last 51 attempts and 13 straight. He has 687 career points in just 45 collegiate games for a 15.3 scoring average.

## SDSU All-Time MWC Players of the Week

Year	Date
<b>2000-01</b>	
Randy Holcomb	12.18.00
Randy Holcomb	1.8.01
<b>2001-02</b>	
Tony Bland	12.3.01
Al Faux	12.10.01
Randy Holcomb	1.14.02
<b>2002-03</b>	
Aerick Sanders	2.01.03
Evan Burns	3.3.03
<b>2003-04</b>	
Aerick Sanders	12.1.03
Aerick Sanders	12.22.03
Aerick Sanders	1.5.04
<b>2004-05</b>	
Brandon Heath	12.6.04
Brandon Heath	1.17.05

## Heath Earns Second Player of the Week Honor

San Diego State sophomore Brandon Heath has been named Mountain West Conference Player of the Week for the period ending January 16. It is his second honor of the season and he joins Josh Davis, Marcus Bailey and Andrew Bogut as the only league players to win the award multiple times in the same season as an underclassmen.

Heath recorded a career-high with 37 points, on 12-of-18 shooting from the field and 12-of-12 free-throw shooting, as the Aztecs recorded an 81-73 victory over Mountain West Conference preseason favorite UNLV on Saturday night. The 37 points were the most for an Aztec player during the Steve Fisher era and the most by an SDSU player in a Mountain West Conference game. It also tied for the 10th highest scoring output in school history and the fifth highest output in a conference game. The last time an Aztec player scored more than 37 points in a game was Anthony Watson's school-record performance of 54 points against U.S. International on Feb. 20, 1986.

Heath added a team-high five assists, two steals and played 39 minutes in the contest. He scored 11 consecutive Aztec points in the first half, helping SDSU erase a six-point deficit. In the second half, when UNLV cut the Aztec advantage to one point, he scored eight straight SDSU points. During a 12-4 run when the Aztecs clinched the victory (run started with SDSU up 61-60 with 6:48 left and ended at SDSU up 73-64 with 2:20 left), Heath scored 10 points and had an assist on the other SDSU basket.

With his second MWC honor, Heath joins Aerick Sanders and Randy Holcomb as the only SDSU players to earn the honor multiple times. He is the first Aztec player, since player of the week records have been kept beginning in 1978-79, to win multiple honors as an underclassman.

San Diego State (8-7 overall; 2-0 MWC), winners of three straight games, opens the home portion of league play this Saturday when the Aztecs play host to Wyoming. SDSU returns home after winning its first two conference road games for just the second time in the school's 35 Division I seasons (other time was in 1984-85 when the Aztecs went on to advance to the NCAA Tournament).

The Aztecs have also become just the eighth team in Mountain West Conference history to win their first two road league games. Of those seven teams that have their first two MWC road contests, five went on to win the league title (either shared or outright), one team finished second and one team finished third.

## Four-Game Win Streak Most Impressive Since 1984

Although the Aztecs four-game win streak was snapped at Washington, the dominance SDSU displayed during the streak is worth reflecting on.

Although the Aztecs have had longer win streaks, you have to go back 20 years to find a more dominating four-game win streak than what SDSU has put together during the last four games.

San Diego State posted four victories by a combined score of 311-234, or by 77 total points. That makes an average victory total of 19.3 points during the four-game streak.

The last time the Aztecs put together a more dominating four game run was when the 1984-85 NCAA Tournament team outscored its opponents by 81 points in four consecutive games during December, 1984. The four-game streak was part of an 8-0 record that squad posted to begin the 1984-85 season and marks the last time San Diego State got off to a better start than this season's 4-1 record.

Below is a look at the most dominating four-game winning streaks based on point differential since the beginning of the 1984-85 season.

Rk.	Season	Pts.	Opponents	Final Record
1.	1984-85	+88	at UC Irvine, Morgan State, San Diego, UC Santa Barbara	23-8
	1984-85	+81	Morgan State, San Diego, UC Santa Barbara, at Long Beach State	23-8
3.	<b>2004-05</b>	<b>+77</b>	<b>Monmouth, UC San Diego, San Diego, at UC Santa Barbara</b>	
4.	2000-01	+59	Morgan State, Norfolk State, Oklahoma State, Texas A&M-CC	14-14
	1990-91	+59	Midwestern State, Cal Poly Pomona, UC Irvine, Arkansas State	13-16
6.	1984-85	+58	Wyoming, Long Beach, Texas-El Paso, New Mexico	23-8
	1984-85	+58	at US International, at Hawai'i, Air Force, at Brigham Young	23-8
8.	2002-03	+53	Hawai'i, at Houston, Florida Atlantic, IPFW	16-14
9.	2002-03	+52	at Houston, Florida Atlantic, IPFW, Loyola Marymount	16-14
10.	2000-01	+48	Norfolk State, Oklahoma State, Texas A&M-CC, at Loyola Marymount	14-14
11.	2000-01	+47	Arizona State, Morgan State, Norfolk State, Oklahoma State	14-14
12.	2002-03	+46	at Long Beach State, Hawai'i, at Houston, Florida Atlantic	16-14
13.	1984-85	+46	at Wyoming, at Air Force, Utah, Brigham Young	23-8
14.	1984-85	+42	Colorado State, Wyoming, Long Beach, Texas-El Paso	23-8

During the four-game winning streak, San Diego State put together some impressive numbers:

► San Diego State has shot 54.2 percent from the field during the four-game stretch, shooting above 50.0 percent from the floor in each of the last three games. That is the longest stretch since posting a 50 percent or better field goal percentage in five straight games from Feb. 22-Mar. 8, 2003. Since that time, SDSU shot 50 percent or better from the floor just twice in the 37 games prior to the beginning of the current three-game streak.

► The Aztecs have held their opponent to 40.1 percent field goal shooting. Since Steve Fisher's arrival at San Diego State, the Aztecs are 33-6 when their opponent shoots 40 percent or less from the field.

► A staple of the Aztec program has been strong rebounding. San Diego State has outrebounded four of five opponents this season and has a +8.2 rebound margin during the four-game winning streak.

As you might expect, four-game winning streak typically means good things for the rest of the season. The last two times SDSU has had at least a four-game winning streak in a season they have advanced to postseason play (2001-02 NCAA Tournament, 2002-03 NIT) and every season under Steve Fisher's direction that the Aztecs have had a four-game

winning streak, SDSU has gone to finish .500 or better.

### Postseason Play, Guaranteed

Given Steve Fisher's track record, San Diego State's prospects of returning to the postseason for a third time in four seasons appears to be good. In his 12 full seasons, Steve Fisher has returned at least three starters off a squad he coached the previous season eight times. He has guided all eight of those teams to postseason play, including six of those squads to the NCAA Tournament. Those eight teams have combined to post a 20-5 record in postseason play, including two appearances in the NCAA Tournament championship game (1991 and 1992) and a championship in the NIT (1996).

Some additional notes on Steve Fisher's success when returning at least three starters off a team he has coached.

- ▶ Is 8-for-8 in leading his team to the postseason. Six times he has guided a team to the NCAA Tournament.
- ▶ Has won at least one postseason game in six of those eight seasons and at least two games in five of those eight seasons.
- ▶ Averaged 22.6 wins in those eight seasons. In six of the eight years his teams have won at least 21 games.

Below is a look at Fisher's magic when returning at least three starters from his previous squad.

<i>Previous Season</i>	<i>Record</i>	<i>Season</i>	<i>Returning Starters</i>	<i>Returning Letterwinners</i>	<i>Record</i>	<i>Postseason</i>
1988-89	30-7	1989-90	4	8	23-8	NCAA Tournament, 2nd Round
1990-91	14-15	1991-92	4	11	25-9	NCAA Tournament, Runner-Up
1991-92	25-9	1992-93	5	11	31-5	NCAA Tournament, Runner-Up
1992-93	31-5	1993-94	5	11	24-8	NCAA Tournament, Elite Eight
1993-94	24-8	1994-95	3	6	17-14	NCAA Tournament, 1st Round
1995-96	20-12	1996-97	4	7	24-11	NIT Champions
2000-01	14-14	2001-02	4	8	21-12	NCAA Tournament, 1st Round
2001-02	21-12	2002-03	3	5	16-14	NIT, 2nd Round
2003-04	14-16	2004-04	4	9		
<b>Averages</b>			<b>4.0</b>	<b>8.4</b>	<b>22.6-10.1</b>	<b>8 Postseason Appearances; 20-5 record in Postseason Play</b>

### Preseason Magazines Gives Aztecs Little Love

Most of the preseason magazines have picked the Aztecs to finish in the lower half of the Mountain West Conference standings and the MWC poll was no exception, picking the Aztecs to finish seventh; however, a pretty strong case can be made that San Diego State will have a successful 2004-05 season.

- ▶ San Diego State returns three starters and eight letterwinners (includes Travis Hanour who sat out last season due to injuries) from the 2003-04 season. The Aztecs return seven of their top nine scorers from last season.
- ▶ Steve Fisher is 8-for-8 in his career in taking teams to the postseason when returning at least three starters off a team he coached the previous season. Included in those eight postseason trips are six NCAA Tournament berths and an average total of 22.6 wins. The last time a Steve Fisher-coached team returned four starters was 2001-02, when Fisher guided the Aztecs to their first NCAA Tournament appearance since 1985. Twice in his career, Fisher has returned at least three starters and at least nine letterwinners off a team he coached, both seasons he has led his team to the NCAA Tournament, posting a collective 56-14 record.
- ▶ San Diego State returns 77.0 percent of points, 74.2 percent of field goals, 99.4 percent of three-point field goals, 78.0 percent of free throws, 68.6 percent of rebounds, 91.3 percent of assists, 54.9 percent of blocked shots, 85.8 percent of steals and 81.9 percent of minutes from the 2003-04 season.
- ▶ The 2004-05 SDSU roster has played 538 games and made 161 starts. Nine players on the Aztec roster have played in at least 30 college games and five players have made at least 18 college starts. Last season, the Aztec roster (not counting Travis Hanour's total because he missed the season due to injury) entered the campaign with a total of 407 games and 72 starts. In 2002-03 when San Diego State advanced to the second round of the postseason NIT, the Aztecs entered the campaign with 413 games and 152 starts of experience. In 2001-02 when the Aztecs claimed the Mountain West Conference championship and advanced to the NCAA Tournament, San Diego State entered the season with 370 games and 194 starts.
- ▶ San Diego State was not that far away last season from making their third consecutive postseason appearance. Although the Aztecs finished 14-16 overall, they lost three games when they led with 59 seconds left, lost six games that were a one possession game with 25 seconds or less remaining and lost seven games when they led with 13:48 or less remaining in regulation. Part of that can be explained by the fact that SDSU had just one scholarship senior (Aerick Sanders).
- ▶ San Diego State returns two players that earned all-Mountain West Conference recognition last season. Sophomore guard Brandon Heath and sophomore forward Marcus Slaughter are back for SDSU this season. This marks the first time in school history that two all-league performers return from an Aztec team. In fact, in the Mountain West Conference era, San Diego State has never returned two all-MWC performers the following season (2000-01 (0); 2001-02 (0); 2002-03 (1) Tony Bland; 2003-04 (0); 2004-05 (2) Brandon Heath, Marcus Slaughter).
- ▶ San Diego State has two of the best underclassmen not only in the league, but also in the country in Brandon Heath and Marcus Slaughter. The duo was two of only four freshmen to earn all-league recognition last season. Heath and Slaughter combined to score 650 points and pull down 284 rebounds in their inaugural season.
- ▶ Another example of the stability of the Aztec program can be found by the number of players that have signed with San Diego State out of the prep ranks. Of San Diego State's 15-player roster, two are Division I transfers (Travis Hanour, and Chris Manker), two junior college players (Mohamed Camara and walk-on Jared Ines) and 11 players who signed with SDSU directly out of high school. Of the five newcomers, four signed with the Aztecs out of high school.



## Noting the UNLV Game

- ▶ Brandon Heath's 37 points were... the most by a player in the Steve Fisher era... the most by an Aztec player in a Mountain West Conference game... the 10th most by an SDSU player all time (most since Anthony Watson's school-record 56 vs. US International on Feb. 20, 1986)... fifth most by an Aztec player in a conference game (most since Michael Cage's 40 at Wyoming on Feb. 6, 1984).
- ▶ Heath's 12-for-12 performance from the free throw line were the second most makes without a miss in school history. The school record is 15-for-15 set by Bernie Finlay against Cal State Los Angeles during the 1959-60 season.
- ▶ San Diego State improves to 8-7 overall and 2-0 in Mountain West Conference play.
- ▶ SDSU opens Mountain West Conference play 2-0 for the third straight season.
- ▶ San Diego State wins the first two road games of a conference campaign for just the second time in 35 seasons at the Division I level. The only other time SDSU did it was in 1984-85 when the Aztecs won at Wyoming (60-57) and at Air Force (88-73). The 1985 squad finished the season 23-8 and advanced to the NCAA Tournament.
- ▶ The Aztecs win at Brigham Young and at UNLV in the same season for the first time in school history.
- ▶ San Diego State has won consecutive road games for the first time since defeating Chaminade (Nov. 26) and San Diego (Dec. 3) of the 2003-04 season. Prior to winning its last two road games, SDSU was 3-17 in its previous 20 road contests dating back to March 3, 2003.
- ▶ SDSU has won consecutive conference road games for the first time since winning at Colorado State (Feb. 16) and at Wyoming (Feb. 18) of the 2001-02 season. That team finished 21-12 and advanced to the NCAA Tournament. In the last seven seasons (beginning in 1998-99 and counting this one), the aforementioned two occasions are the only times SDSU has won consecutive road conference games.
- ▶ The Aztecs have won three straight games and will carry a three-game winning streak into the Jan. 22nd game marking the latest in a season SDSU has won three straight since a three-game streak from Feb. 22-Mar. 1, 2003.
- ▶ With three road wins this season, the Aztecs improve to 3-3 in road games after going 2-10 in 2003-04.
- ▶ This is the third MWC season in which the Aztecs have won at least two conference road games. The other two seasons, SDSU advanced to postseason play (in 2002 SDSU was 3-4 and advanced to the NCAA Tournament and 2003 SDSU was 2-5 and advanced to the NIT).
- ▶ San Diego State claims its third ever win over UNLV in Las Vegas, improving to 3-16 (other wins: 2/17/79 and 3/9/02).
- ▶ The Aztecs improve to 2-10 lifetime vs. UNLV at the Thomas & Mack Center.
- ▶ This is SDSU's first regular-season victory over UNLV in Las Vegas since Feb. 17, 1979, and snaps an 11-game losing streak to the Rebels in regular-season meetings in Sin City.
- ▶ UNLV falls to 27-9 in regular season home conference games since the formation of the Mountain West Conference prior to the 1999-00 season. In case you are curious here is a list of where the other eight teams to win at UNLV have finished: first three times, second once, third twice, fifth once and sixth once. Six of those eight teams had a winning record, one finished .500 and one finished below .500. UNLV has never lost more than two MWC home games in any single season. Prior to tonight, since the 2001-02 season five league teams won at UNLV: 2002 Wyoming (11-3 MWC record, 1st place regular-season finish), 2003 Utah (11-3, 1st-T), 2003 Wyoming (8-6, 3rd-T), 2004 Utah (9-5, 3rd) and 2004 Brigham Young (10-4, 2nd).
- ▶ During the 2003-04 season, MWC road teams went 13-43 in conference games.
- ▶ After tonight, MWC teams are 3-5 in road games with the Aztecs owning two of the road wins (other is Utah's win at Wyoming).
- ▶ In the previous five conference seasons, an MWC team with two road league wins has never finished below sixth place. The Aztecs were pegged for seventh place in the preseason poll. Based on past history, even without another conference road win, SDSU will be well positioned to perform better than predicted. In the history of the league, seven teams have finished league play with exactly two road wins, two of those teams finished fourth, three teams finished fifth and two teams finished sixth.
- ▶ Sophomore forward Marcus Slaughter recorded his fifth double-double of the season and the seventh of his career. It was the fifth time he recorded 10 or more rebounds in a game and the ninth time in his career. He has 15 consecutive double-figure scoring games and 24 in his career.
- ▶ Sophomore guard Brandon Heath had a career-high 37 points. He connected on 12-of-18 shots from the field and SDSU is now 8-1 in his career when he shoots 50 percent or better from the floor. It was his 15th career 20-point game and his 35th career double-figure scoring game.
- ▶ Senior forward Chris Manker scored 13 points and added six rebounds. It marked his fifth double-digit scoring game of the season and the seventh of his career. It was his first double-digit effort since scoring 10 at Loyola Marymount on Dec. 18. It was his third straight game with at least six rebounds.
- ▶ Senior forward Chris Walton followed up his heroics against Brigham Young with his second consecutive double-figure scoring game. After scoring 10 points in his four games (SDSU's first 13 games), Walton has posted consecutive games of 12 and 11 points. He has 23 points and 10 rebounds in the last two games, combined.
- ▶ San Diego State flirted with 50.0 percent field goal shooting before settling for 49.1 percent from the floor. That snaps a streak of nine consecutive games without shooting better than 42.4 percent from the field.
- ▶ The Aztecs outshot the Rebels in the game (49.1-44.9) marking the 17th straight Aztec game in which the team with the higher field goal percentage has won the game.
- ▶ The 81 points for SDSU were the most since scoring 83 against San Diego earlier this season.

<b>0</b>	<b>Tommy Johnson</b> <i>Guard, 6-3, 186, Sr.-3L</i> <i>Los Angeles, Calif. (Crenshaw High)</i>	<table border="1"> <thead> <tr> <th></th> <th>PPG</th> <th>RPG</th> <th>APG</th> <th>FG</th> <th>3FG</th> <th>FT</th> </tr> </thead> <tbody> <tr> <td>04-05</td> <td>1.2</td> <td>1.0</td> <td>0.6</td> <td>50.0</td> <td>00.0</td> <td>25.0</td> </tr> <tr> <td>MWC</td> <td>0.0</td> <td>1.0</td> <td>1.0</td> <td>00.0</td> <td>00.0</td> <td>00.0</td> </tr> </tbody> </table> <p>Career Highs: <u>Points:</u> 18 vs. Troy State (11-30-03) <u>Rebounds:</u> 7 vs. IPFW (12-30-02) <u>Assists:</u> 5 at Cal Poly (11-30-02)</p>		PPG	RPG	APG	FG	3FG	FT	04-05	1.2	1.0	0.6	50.0	00.0	25.0	MWC	0.0	1.0	1.0	00.0	00.0	00.0	Played in 90 career games and has made 20 starts... Played in 45 games in which the Aztecs have won, second most among active players... Ranks 26th on the school's career three-point field goals list... Never fouled out of a game... Seven career 10+ scoring games... One of only two players to wear the number zero jersey in Aztec history (Jim Roban).
	PPG	RPG	APG	FG	3FG	FT																		
04-05	1.2	1.0	0.6	50.0	00.0	25.0																		
MWC	0.0	1.0	1.0	00.0	00.0	00.0																		
<b>1</b>	<b>Brandon Heath</b> <i>Guard, 6-3, 183, So.-1L</i> <i>Los Angeles, Calif. (Westchester High)</i>	<table border="1"> <thead> <tr> <th></th> <th>PPG</th> <th>RPG</th> <th>APG</th> <th>FG</th> <th>3FG</th> <th>FT</th> </tr> </thead> <tbody> <tr> <td>04-05</td> <td>18.3</td> <td>3.6</td> <td>3.9</td> <td>42.8</td> <td>32.9</td> <td>86.8</td> </tr> <tr> <td>MWC</td> <td>24.0</td> <td>1.5</td> <td>3.5</td> <td>50.0</td> <td>16.7</td> <td>86.7</td> </tr> </tbody> </table> <p>Career Highs: <u>Points:</u> 37 at UNLV (1-15-04) <u>Rebounds:</u> 9 vs. Monmouth (11-22-04) <u>Assists:</u> 9 vs. UCSD (11-27-04)</p>		PPG	RPG	APG	FG	3FG	FT	04-05	18.3	3.6	3.9	42.8	32.9	86.8	MWC	24.0	1.5	3.5	50.0	16.7	86.7	Earned MWC Player of the Week on Dec. 6 and Jan. 17... Already set career highs with 37 points, nine rebounds and nine assists this season... 15 career 20+ scoring games... Has 687 career points in just 45 games... 9th on the SDSU career three-point field goal chart with 72... Scored in double figures in 15 straight vs. D-I Opponents.
	PPG	RPG	APG	FG	3FG	FT																		
04-05	18.3	3.6	3.9	42.8	32.9	86.8																		
MWC	24.0	1.5	3.5	50.0	16.7	86.7																		
<b>3</b>	<b>Chris Walton</b> <i>Forward, 6-8, 234, Sr.-3L</i> <i>San Diego, Calif. (Univ. of San Diego High)</i>	<table border="1"> <thead> <tr> <th></th> <th>PPG</th> <th>RPG</th> <th>APG</th> <th>FG</th> <th>3FG</th> <th>FT</th> </tr> </thead> <tbody> <tr> <td>04-05</td> <td>5.5</td> <td>3.5</td> <td>1.5</td> <td>43.3</td> <td>26.7</td> <td>60.0</td> </tr> <tr> <td>MWC</td> <td>11.5</td> <td>5.0</td> <td>1.5</td> <td>62.5</td> <td>20.0</td> <td>66.7</td> </tr> </tbody> </table> <p>Career Highs: <u>Points:</u> 17 at BYU (2-9-04) <u>Rebounds:</u> 10 - two times <u>Assists:</u> 6 vs. Portland (12-31-03)</p>		PPG	RPG	APG	FG	3FG	FT	04-05	5.5	3.5	1.5	43.3	26.7	60.0	MWC	11.5	5.0	1.5	62.5	20.0	66.7	Scored season-high 12 points, had six rebounds and hit GW shot at BYU (Jan. 8)... Missed nine straight games due to hip flexor and groin strain... Returned to action at Iowa State (Dec. 28) and responded with 6 pts. and 4 rebs... Had streak of 31 consecutive games played broken against Monmouth (Nov. 22)... Did not practice between Nov. 20-Dec. 19, due to groin strain... Played in last five games.
	PPG	RPG	APG	FG	3FG	FT																		
04-05	5.5	3.5	1.5	43.3	26.7	60.0																		
MWC	11.5	5.0	1.5	62.5	20.0	66.7																		
<b>5</b>	<b>Travis Hanour</b> <i>Guard, 6-6, 202, Sr.-1L</i> <i>Laguna Beach, Calif. (Laguna Beach/Univ. of Ariz.)</i>	<table border="1"> <thead> <tr> <th></th> <th>PPG</th> <th>RPG</th> <th>APG</th> <th>FG</th> <th>3FG</th> <th>FT</th> </tr> </thead> <tbody> <tr> <td>04-05</td> <td>1.0</td> <td>1.0</td> <td>0.7</td> <td>25.0</td> <td>33.3</td> <td>0.0</td> </tr> <tr> <td>MWC</td> <td>-</td> <td>-</td> <td>-</td> <td>-</td> <td>-</td> <td>-</td> </tr> </tbody> </table> <p>Career Highs: <u>Points:</u> 11 - two times <u>Rebounds:</u> 7 vs. Utah (1-18-03) <u>Assists:</u> 3 vs. Wash. St. (2-10-01)</p>		PPG	RPG	APG	FG	3FG	FT	04-05	1.0	1.0	0.7	25.0	33.3	0.0	MWC	-	-	-	-	-	-	Played in three games this season... Prior to the UCSB game (Dec. 4), his last regular-season game was March 1, 2003... Had surgeries to alleviate chronic tendinitis in both knees since 2002-03... Most recent surgery was on his right knee on April 7, 2004, exactly 51 weeks after having similar surgery on his left knee.
	PPG	RPG	APG	FG	3FG	FT																		
04-05	1.0	1.0	0.7	25.0	33.3	0.0																		
MWC	-	-	-	-	-	-																		
<b>11</b>	<b>Tyler Smith</b> <i>Guard, 6-2, 208, Fr.-HS</i> <i>San Clemente, Calif. (Santa Margarita High)</i>	<table border="1"> <thead> <tr> <th></th> <th>PPG</th> <th>RPG</th> <th>APG</th> <th>FG</th> <th>3FG</th> <th>FT</th> </tr> </thead> <tbody> <tr> <td>04-05</td> <td>1.9</td> <td>1.8</td> <td>1.6</td> <td>32.0</td> <td>41.2</td> <td>37.5</td> </tr> <tr> <td>MWC</td> <td>0.0</td> <td>1.0</td> <td>3</td> <td>00.0</td> <td>00.0</td> <td>00.0</td> </tr> </tbody> </table> <p>Career Highs: <u>Points:</u> 8 vs. CSUF (12-21-04) <u>Rebounds:</u> 8 vs. CSUF (12-21-04) <u>Assists:</u> 6 at BYU (1-8-05)</p>		PPG	RPG	APG	FG	3FG	FT	04-05	1.9	1.8	1.6	32.0	41.2	37.5	MWC	0.0	1.0	3	00.0	00.0	00.0	One of two true freshmen to play this season... His 208 minutes played are the seventh-highest total on the team... Played in 14-of-15 games this season and started the last six games... Career highs with eight points, eight rebounds and 38 minutes against CSUF (Dec. 21)... Second on team in hockey +/- (SDSU is +40 when he is on court; -15 when he is not on court)... Made 5 of last 10 3FGs.
	PPG	RPG	APG	FG	3FG	FT																		
04-05	1.9	1.8	1.6	32.0	41.2	37.5																		
MWC	0.0	1.0	3	00.0	00.0	00.0																		
<b>15</b>	<b>John Sharper</b> <i>Guard, 6-0, 195, Jr.-2L</i> <i>Oakland, Calif. (St. Mary's High)</i>	<table border="1"> <thead> <tr> <th></th> <th>PPG</th> <th>RPG</th> <th>APG</th> <th>FG</th> <th>3FG</th> <th>FT</th> </tr> </thead> <tbody> <tr> <td>04-05</td> <td>6.2</td> <td>1.3</td> <td>1.3</td> <td>39.0</td> <td>37.3</td> <td>87.5</td> </tr> <tr> <td>MWC</td> <td>3.0</td> <td>1.0</td> <td>1.5</td> <td>22.2</td> <td>14.3</td> <td>50.0</td> </tr> </tbody> </table> <p>Career Highs: <u>Points:</u> 15 at UCSB (12-4-04) <u>Rebounds:</u> 5 vs. UCSD (12-2-02) <u>Assists:</u> 4 at Arizona (12-22-03)</p>		PPG	RPG	APG	FG	3FG	FT	04-05	6.2	1.3	1.3	39.0	37.3	87.5	MWC	3.0	1.0	1.5	22.2	14.3	50.0	Once a walk-on, Sharper has progressed into a regular in the rotation... A career 40.0 percent three-point field goal shooter (11th highest in school history)... Made multiple treys in first five games this season... Aztecs are 12-6 when he makes two or more 3s in a game... Two turnovers in last four games (94 minutes)... Made 13 of last 14 free throw attempts.
	PPG	RPG	APG	FG	3FG	FT																		
04-05	6.2	1.3	1.3	39.0	37.3	87.5																		
MWC	3.0	1.0	1.5	22.2	14.3	50.0																		
<b>20</b>	<b>Trimaine Davis</b> <i>Forward, 6-8, 233, Jr.-2L</i> <i>West Pittsburg, Calif. (Pittsburg High)</i>	<table border="1"> <thead> <tr> <th></th> <th>PPG</th> <th>RPG</th> <th>APG</th> <th>FG</th> <th>3FG</th> <th>FT</th> </tr> </thead> <tbody> <tr> <td>04-05</td> <td>3.6</td> <td>1.7</td> <td>0.1</td> <td>53.5</td> <td>00.0</td> <td>44.4</td> </tr> <tr> <td>MWC</td> <td>2.0</td> <td>1.5</td> <td>0.0</td> <td>33.3</td> <td>00.0</td> <td>00.0</td> </tr> </tbody> </table> <p>Career Highs: <u>Points:</u> 10 at LMU (12-18-04) <u>Rebounds:</u> 4 - three times <u>Assists:</u> 1 - five times</p>		PPG	RPG	APG	FG	3FG	FT	04-05	3.6	1.7	0.1	53.5	00.0	44.4	MWC	2.0	1.5	0.0	33.3	00.0	00.0	Connected on 23-of-43 shots from the floor this season... Has a career 54.3 field goal percentage... Averaging 11.1 minutes per game this season... Played in 56 career games... Started his first career game on Dec. 18 at LMU and responded with a career high 10 points... Has 17 points and seven rebounds in last four games (41 mins)... Avg. 13.1 points and 6.1 rebounds per 40 minutes.
	PPG	RPG	APG	FG	3FG	FT																		
04-05	3.6	1.7	0.1	53.5	00.0	44.4																		
MWC	2.0	1.5	0.0	33.3	00.0	00.0																		
<b>21</b>	<b>Matt Thomas</b> <i>Guard, 6-3, 191, Fr.-HS</i> <i>Riverside, Calif. (Martin Luther King High)</i>	<table border="1"> <thead> <tr> <th></th> <th>PPG</th> <th>RPG</th> <th>APG</th> <th>FG</th> <th>3FG</th> <th>FT</th> </tr> </thead> <tbody> <tr> <td>04-05</td> <td>4.8</td> <td>2.3</td> <td>1.4</td> <td>31.0</td> <td>16.7</td> <td>68.4</td> </tr> <tr> <td>MWC</td> <td>0.5</td> <td>0.0</td> <td>0.5</td> <td>00.0</td> <td>00.0</td> <td>50.0</td> </tr> </tbody> </table> <p>Career Highs: <u>Points:</u> 14 at Washington (12-7-04) <u>Rebounds:</u> 7 vs. SMC (12-14-04) <u>Assists:</u> 6 vs. Monmouth (11-22-04)</p>		PPG	RPG	APG	FG	3FG	FT	04-05	4.8	2.3	1.4	31.0	16.7	68.4	MWC	0.5	0.0	0.5	00.0	00.0	50.0	Started three games and played in all 15 games this season... Has two double-digit scoring games... Made 23 of last 29 FTA... 10 steals in last 10 games... Averages 17.7 minutes per game... Scored in 14 of 15 games this season... One of two true freshmen, along with Tyler Smith, to see action for the Aztecs this season.
	PPG	RPG	APG	FG	3FG	FT																		
04-05	4.8	2.3	1.4	31.0	16.7	68.4																		
MWC	0.5	0.0	0.5	00.0	00.0	50.0																		
<b>31</b>	<b>Jared Ines</b> <i>Forward, 6-7, 234, Sr.-SQ</i> <i>Modesto, Calif. (Ceres High/Ohlone College)</i>	<table border="1"> <thead> <tr> <th></th> <th>PPG</th> <th>RPG</th> <th>APG</th> <th>FG</th> <th>3FG</th> <th>FT</th> </tr> </thead> <tbody> <tr> <td>04-05</td> <td>1.6</td> <td>0.0</td> <td>0.0</td> <td>100.0</td> <td>0.0</td> <td>33.3</td> </tr> <tr> <td>MWC</td> <td>-</td> <td>-</td> <td>-</td> <td>-</td> <td>-</td> <td>-</td> </tr> </tbody> </table> <p>Career Highs: <u>Points:</u> 6 vs. San Diego (11-27-04) <u>Rebounds:</u> <u>Assists:</u></p>		PPG	RPG	APG	FG	3FG	FT	04-05	1.6	0.0	0.0	100.0	0.0	33.3	MWC	-	-	-	-	-	-	Played in five career games - all this season... Last action came on Dec. 7 at Washington... Scored six points in four minutes vs. UC San Diego (12-1-04)... Nickname is "Mysterious".
	PPG	RPG	APG	FG	3FG	FT																		
04-05	1.6	0.0	0.0	100.0	0.0	33.3																		
MWC	-	-	-	-	-	-																		
<b>33</b>	<b>Chris Manker</b> <i>Center, 7-0, 225, Sr.-2L</i> <i>W. Des Moines, Iowa. (Laguna Beach High/Oregon State Univ.)</i>	<table border="1"> <thead> <tr> <th></th> <th>PPG</th> <th>RPG</th> <th>APG</th> <th>FG</th> <th>3FG</th> <th>FT</th> </tr> </thead> <tbody> <tr> <td>04-05</td> <td>9.3</td> <td>3.7</td> <td>1.5</td> <td>46.0</td> <td>32.7</td> <td>79.2</td> </tr> <tr> <td>MWC</td> <td>11.0</td> <td>6.0</td> <td>2.5</td> <td>61.5</td> <td>50.0</td> <td>100.0</td> </tr> </tbody> </table> <p>Career Highs: <u>Points:</u> 23 vs. UCSD (11-27-04) <u>Rebounds:</u> 9 vs. UCSD (12-6-03) <u>Assists:</u> 3 - three times</p>		PPG	RPG	APG	FG	3FG	FT	04-05	9.3	3.7	1.5	46.0	32.7	79.2	MWC	11.0	6.0	2.5	61.5	50.0	100.0	Aztecs' tallest player at 7-0 and can shoot the three... Made 17 two-point field goals all of last season, and already has 36 two-point field goals this year... Shooting 57.4 percent inside the arc... SDSU has outscored opponents by 55 points when he is on the floor and has been outscored by 30 points when he is not in the game... Has 58 career treys... 29 pts. and 19 rebs. in last three games.
	PPG	RPG	APG	FG	3FG	FT																		
04-05	9.3	3.7	1.5	46.0	32.7	79.2																		
MWC	11.0	6.0	2.5	61.5	50.0	100.0																		
<b>42</b>	<b>Marcus Slaughter</b> <i>Forward, 6-9, 208, So.-1L</i> <i>Riverside, Calif. (J.W. North High)</i>	<table border="1"> <thead> <tr> <th></th> <th>PPG</th> <th>RPG</th> <th>APG</th> <th>FG</th> <th>3FG</th> <th>FT</th> </tr> </thead> <tbody> <tr> <td>04-05</td> <td>18.3</td> <td>8.9</td> <td>1.3</td> <td>46.2</td> <td>25.7</td> <td>67.5</td> </tr> <tr> <td>MWC</td> <td>17.0</td> <td>9.0</td> <td>2.5</td> <td>39.4</td> <td>11.1</td> <td>70.0</td> </tr> </tbody> </table> <p>Career Highs: <u>Points:</u> 28 vs. UCSB (11-19-04) <u>Rebounds:</u> 15 vs. UNLV (2-17-04) <u>Assists:</u> 4 at St. Mary's (1-7-04)</p>		PPG	RPG	APG	FG	3FG	FT	04-05	18.3	8.9	1.3	46.2	25.7	67.5	MWC	17.0	9.0	2.5	39.4	11.1	70.0	Started 32 consecutive games, the longest active streak on the team... 50th in the nation in rebounding... 3rd leading scorer in the MWC and 3rd in league in rebounding... Scored in double figures in 15 straight games for the first time in his career after failing to score 10+ points in three straight prior to this streak... Has five double-doubles this season and seven in his career.
	PPG	RPG	APG	FG	3FG	FT																		
04-05	18.3	8.9	1.3	46.2	25.7	67.5																		
MWC	17.0	9.0	2.5	39.4	11.1	70.0																		
<b>50</b>	<b>Mohamed Camara</b> <i>Center, 6-10, 265, Jr.-TR</i> <i>Conakry, Guinea (Moore (Ky.) High/Riverside College)</i>	<table border="1"> <thead> <tr> <th></th> <th>PPG</th> <th>RPG</th> <th>APG</th> <th>FG</th> <th>3FG</th> <th>FT</th> </tr> </thead> <tbody> <tr> <td>04-05</td> <td>2.9</td> <td>5.0</td> <td>0.5</td> <td>39.1</td> <td>00.0</td> <td>38.9</td> </tr> <tr> <td>MWC</td> <td>1.0</td> <td>5.0</td> <td>0.0</td> <td>33.3</td> <td>00.0</td> <td>00.0</td> </tr> </tbody> </table> <p>Career Highs: <u>Points:</u> 7 vs. UCSD (11-27-04) <u>Rebounds:</u> 13 vs. Providence (12-31-04) <u>Assists:</u> 2 - two times</p>		PPG	RPG	APG	FG	3FG	FT	04-05	2.9	5.0	0.5	39.1	00.0	38.9	MWC	1.0	5.0	0.0	33.3	00.0	00.0	Continues to get more comfortable with the offense... A wide body center with good strength... Has 43 points and 75 rebounds this season... Averages 9.3 rebounds per 40 minutes of action... Speaks six languages and grew up playing soccer in Guinea... Played 20 or more minutes eight times including six of the last 10 games.
	PPG	RPG	APG	FG	3FG	FT																		
04-05	2.9	5.0	0.5	39.1	00.0	38.9																		
MWC	1.0	5.0	0.0	33.3	00.0	00.0																		

## Coach Steve Fisher

Assistant Head Coach: Brian Dutcher

Assistant Coaches: Gregg Gottlieb, Mark Hughes

- 14th full season overall: 262-168
- 6th season at SDSU: 78-86
- 1989 NCAA Championship
- Appeared in national championship game three times ('89, '92, '93)
- 8 NCAA Tournament Appearances

- 4th in Active NCAA Tournament winning percentage (behind only Krzyzewski, Pittino and Izzo)
- One of 10 active coaches to win an NCAA national championship (Boheim, Calhoun, Fisher, Izzo, Knight, Krzyzewski, Olson, Pitino, T. Smith, G. Williams)

# SDSU Broadcast Roster



**# 0**  
**TOMMY JOHNSON**

Guard  
6-3, 186, Senior-3L  
Los Angeles, Calif.  
Crenshaw High

PPG: 1.2   RPG: 1.0   APG: 0.6  
FG%: 50.0   3FG: 00.0   FT%: 25.0



**# 1**  
**BRANDON HEATH**

Guard  
6-3, 183, Sophomore-1L  
Los Angeles, Calif.  
Westchester High

PPG: 18.3   RPG: 3.6   APG: 3.9  
FG%: 42.8   3FG: 32.9   FT%: 86.8



**# 3**  
**CHRIS WALTON**

Forward  
6-10, 230, Junior-2L  
San Diego, Calif.  
Univ. of San Diego High

PPG: 5.5   RPG: 3.5   APG: 1.5  
FG%: 43.3   3FG: 26.7   FT%: 60.0



**# 5**  
**TRAVIS HANOUR**

Guard  
6-8, 216, Senior-1L  
Laguna Beach, Calif.  
Laguna Beach High/  
Univ. of Arizona

PPG: 1.0   RPG: 1.0   APG: 0.7  
FG%: 25.0   3FG: 33.3   FT%: 0.0



**# 11**  
**TYLER SMITH**

Guard  
6-2, 208, Freshman-HS  
San Clemente, Calif.  
Santa Margarita Catholic  
High


PPG: 1.9   RPG: 1.8   APG: 1.6  
FG%: 32.0   3FG: 41.2   FT%: 37.5



**# 15**  
**JOHN SHARPER**

Guard  
6-0, 195, Junior-2L  
Oakland, Calif.  
St. Mary's High

PPG: 6.2   RPG: 1.3   APG: 1.3  
FG%: 39.0   3FG: 37.3   FT%: 87.5



**# 20**  
**TRIMAINE DAVIS**

Forward  
6-8, 233, Junior-2L  
West Pittsburg, Calif.  
Pittsburg High

PPG: 3.6   RPG: 1.7   APG: 0.1  
FG%: 53.5   3FG: 0.0   FT%: 44.4



**# 21**  
**MATT THOMAS**

Guard  
6-3, 191, Freshman-HS  
Riverside, Calif.  
Martin Luther King High

PPG: 4.8   RPG: 2.3   APG: 1.4  
FG%: 31.0   3FG: 16.7   FT%: 68.4



**# 31**  
**JARED INES**

Forward  
6-7, 234, Senior-Squad  
Modesto, Calif.  
Ceres High/  
Ohlone College

PPG: 1.6   RPG: 0.0   APG: 0.0  
FG%: 100.0   3FG: 0.0   FT%: 33.9



**# 33**  
**CHRIS MANKER**

Center  
7-0, 225, Junior-1L  
West Des Moines, Iowa  
Laguna Beach (Calif.) High/  
Oregon State Univ.

PPG: 9.3   RPG: 3.7   APG: 1.5  
FG%: 46.0   3FG: 32.7   FT%: 79.2



**# 42**  
**MARCUS SLAUGHTER**

Forward  
6-8, 223, Sophomore-1L  
Riverside, Calif.  
J.W. North High

PPG: 18.3   RPG: 8.9   APG: 1.3  
FG%: 46.2   3FG: 25.7   FT%: 67.5



**# 50**  
**MOHAMED CAMARA**

Center  
6-10, 265, Junior-TR  
Conakry, Guinea  
Moore (Ky.) High/  
Riverside College

PPG: 2.9   RPG: 5.0   APG: 0.5  
FG%: 39.1   3FG: 0.0   FT%: 38.9



**Head Coach**  
**STEVE FISHER**

- 14th full season as head coach • 262-168
- 6th year at San Diego State • 78-86
- 1989 NCAA champion
- 3 NCAA Championship game appearances
- 8 NCAA Tournament appearances
- Among active coaches he ranks: 4th in NCAA Tournament winning percentage (20-7, 71.4 percent), 5th in NBA Draft Picks (14) and 6th in NCAA Final Four Appearances (3)

**San Diego State Coaches and Staff**

Brian Dutcher, assistant head coach  
Gregg Gottlieb, assistant coach  
Mark Hughes, assistant coach  
Mark Fisher, director of basketball operations  
Matt Soria, director of player development  
Mark Haines, athletic trainer



# SAN DIEGO STATE ROSTER

## 2004-05 Alphabetical Roster

No.	Name	Pos.	Ht.	Wt.	Yr.	Exp.	Most Recent Div. I Season			Hometown (High School/Previous School)
							PPG	RPG	APG	
50	Mohamed Camara	C	6-10	265	Jr.	JC	---	---	---	Conakry, Guinea (Moore (Ky.) High/Riverside (Calif.) College)
20	Trimaine Davis	F	6-8	233	Jr.	2L	1.5	1.0	0.1	West Pittsburg, Calif. (Pittsburg High)
5	Travis Hanour	G	6-6	202	Sr.	1L	3.1	3.1	1.0	Laguna Beach, Calif. (Laguna Beach High/Univ. of Arizona)
1	Brandon Heath	G	6-3	183	So.	1L	13.8	2.7	1.8	Los Angeles, Calif. (Westchester High)
31	Jared Ines *	F	6-7	234	Sr.	SQ	0.0	0.0	0.0	Modesto, Calif. (Ceres High/Ohlone College)
0	Tommy Johnson	G	6-3	186	Sr.	3L	4.0	1.9	1.0	Los Angeles, Calif. (Crenshaw High)
30	Chris Lamb	F	6-9	205	Fr.	HS	---	---	---	Louisville, Colo. (Monarch High)
33	Chris Manker	C	7-0	225	Sr.	2L	3.4	2.3	0.3	West Des Moines, Iowa (Laguna Beach (Calif.) High/Oregon State Univ.)
24	Tim McGrath	F	6-5	182	Fr.	HS	---	---	---	Santa Monica, Calif. (Santa Monica High)
15	John Sharper	G	6-0	195	Jr.	2L	4.1	0.9	0.9	Oakland, Calif. (St. Mary's High)
42	Marcus Slaughter	F	6-8	223	So.	1L	7.9	6.8	0.7	Riverside, Calif. (J.W. North High)
11	Tyler Smith *	G	6-2	208	Fr.	HS	---	---	---	San Clemente, Calif. (Santa Margarita Catholic High)
21	Matt Thomas	G	6-3	191	Fr.	HS	---	---	---	Riverside, Calif. (Martin Luther King High)
3	Chris Walton	F	6-8	234	Sr.	3L	8.7	4.9	2.3	San Diego, Calif. (Univ. of San Diego High)

## 2004-05 Numerical Roster

No.	Name	Pos.	Ht.	Wt.	Yr.	Exp.	Most Recent Div. I Season			Hometown (High School/Previous School)
							PPG	RPG	APG	
0	Tommy Johnson	G	6-3	186	Sr.	3L	4.0	1.9	1.0	Los Angeles, Calif. (Crenshaw High)
1	Brandon Heath	G	6-3	183	So.	1L	13.8	2.7	1.8	Los Angeles, Calif. (Westchester High)
3	Chris Walton	F	6-8	234	Sr.	3L	8.7	4.9	2.3	San Diego, Calif. (Univ. of San Diego High)
5	Travis Hanour	G	6-6	202	Sr.	1L	3.1	3.1	1.0	Laguna Beach, Calif. (Laguna Beach High/Univ. of Arizona)
11	Tyler Smith *	G	6-2	208	Fr.	HS	---	---	---	San Clemente, Calif. (Santa Margarita Catholic High)
15	John Sharper	G	6-0	195	Jr.	2L	4.1	0.9	0.9	Oakland, Calif. (St. Mary's High)
20	Trimaine Davis	F	6-8	233	Jr.	2L	1.5	1.0	0.1	West Pittsburg, Calif. (Pittsburg High)
21	Matt Thomas	G	6-3	191	Fr.	HS	---	---	---	Riverside, Calif. (Martin Luther King High)
24	Tim McGrath	F	6-5	182	Fr.	HS	---	---	---	Santa Monica, Calif. (Santa Monica High)
30	Chris Lamb	F	6-9	205	Fr.	HS	---	---	---	Louisville, Colo. (Monarch High)
31	Jared Ines *	F	6-7	234	Sr.	SQ	0.0	0.0	0.0	Modesto, Calif. (Ceres High/Ohlone College)
33	Chris Manker	C	7-0	225	Sr.	2L	3.4	2.3	0.3	West Des Moines, Iowa (Laguna Beach (Calif.) High/Oregon State Univ.)
42	Marcus Slaughter	F	6-8	223	So.	1L	7.9	6.8	0.7	Riverside, Calif. (J.W. North High)
50	Mohamed Camara	C	6-10	265	Jr.	JC	---	---	---	Conakry, Guinea (Moore (Ky.) High/Riverside (Calif.) College)

<b>Head Coach:</b>	Steve Fisher (Illinois State, 1967)
<b>Assistant Head Coach:</b>	Brian Dutcher (Minnesota, 1982)
<b>Assistant Coaches:</b>	Gregg Gottlieb (UCLA, 1995), Mark Hughes (Michigan, 1989)
<b>Director of Operations:</b>	Mark Fisher (Michigan, 2001)
<b>Dir. of Player Development:</b>	Matt Soria (San Diego State, 2001)
<b>Athletic Trainer:</b>	Mark Haines (Metropolitan State College, 1987)

Year refers to basketball eligibility for the 2004-05 season. \* - Indicates walk-on.



# Steve Fisher

14th-Full Season • 6th Season at SDSU • Illinois State, 1967

One of the nation's most distinguished coaches, Steve Fisher has guided San Diego State's transformation from a college basketball afterthought to one of the most visible programs in the country.

In five short seasons, Steve Fisher has changed the outlook, fortunes and expectations of San Diego State basketball. The Aztecs have been transformed from the ugly duckling that muddled through the first-ever Mountain West Conference campaign with an 0-14 record into a program that has produced three .500 or better campaigns in the last four seasons, advanced to postseason play twice in the last three years, claimed a conference championship and the first Division I postseason victory in school history.

It is a school that now regularly goes toe-to-toe with the west's best basketball programs on the court and in the recruiting wars. It may be the new program on the block but seniority rarely matters in the changing world of college athletics.

When Fisher arrived on the scene, he found a basketball program that wasn't good enough to be called average. The Aztecs had suffered through 13 losing seasons in 14 years. Members of the school's last NCAA team were in the early stages of middle age. The expectations were in place all right. The Aztecs were expected and expecting to lose. The year before his arrival San Diego State won just four games.

The hiring only dates back to March of 1999, so referring to the "Steve Fisher Era" at San Diego State might be considered a bit premature. But with the Aztec banner now flying over the Mountain West Conference, there is little doubt that San Diego State basketball has reached a new level.

On March 26, 1999, San Diego State announced its arrival on the basketball scene in the form of a news conference to introduce its new coach, Steve Fisher. Fresh from a stint with the Sacramento Kings and with three appearances in the Final Four and a national championship in his pocket, he rolled up his sleeves and went to work. And work was needed. It looked to be a daunting challenge and yet the man with one of the highest winning percentages in NCAA Tournament history had no reservations.

No head-coaching career, at any level, started quicker than that of Steve Fisher. Six games into his head-coaching career he was undefeated and sporting a national championship ring. And the success

didn't stop with the national title.

Fisher's eight-plus seasons at the University of Michigan produced a 184-82 (.692) record, nine postseason tournament berths and three trips to the NCAA championship game, including the magical run to the 1989 national title.

Under Fisher, the Wolverines also claimed an NIT championship, won at least 20 games four times and finished among the top three in the powerful Big Ten Conference five times. In 1995, Michigan set a league record by holding opponents to just 39.4 percent shooting from the floor.

Fisher and Company raised the bar even higher in the postseason. His seven NCAA Tournament teams at Michigan combined for a 20-6 record, ranking him fourth among active coaches and ninth in NCAA history with a winning percentage of .769 in the national bracket. Only 13 coaches have taken more teams to the Final Four, including just five that are still active. He is one of three coaches to take three squads to the Final Four in the first five years of a head-coaching career, and one of just six coaches to lead a team to the championship of the NIT as well as the NCAA.

His accomplishments may be even greater at San Diego State. In 2001-02 he led the Aztecs to the postseason for the first time since 1985 and for just the fourth time ever. The 21 wins were second most for the school as a Division I program and the most since 1985. The fact that those numbers came after just three seasons signifies what is one of the great recent turnarounds in college basketball.

He followed that up with a third consecutive season with a .500 or better record in 2002-03 and led San Diego State back to the postseason for the second consecutive season for only the second time in the school's Division I history. In addition, SDSU claimed its first Division I postseason victory with a win in the NIT.

The Aztecs survived the loss of four starters and arguably the most difficult schedule in school history to post a 14-16 record in 2003-04. Highlights during the campaign included a third-place finish at the EA Sports Maui Invitational and home victories over Brigham Young and Utah.

The future looks even brighter. The Aztecs return three starters to go along with another nationally-ranked recruiting class have SDSU fans looking forward to the 2004-05 campaign.

## Record Breakdown

	Career
Home	149-53
Away	64-95
Neutral	49-20

By Month	
November	26-14
December	80-32
January	58-48
February	49-43
March	45-29
April	4-2

Games Decided By/In	
1-Point Games	13-7
2 Points	15-10
3 Points or Less	69-47
Overtime	19-14

## ► Steve Fisher Year-By-Year

Year	School	W	L	Pct.	Conference			Postseason/Honors
					W	L	Pct.	
1989	Michigan	6	0	1.000	-	-	-	NCAA Champions
1989-90	Michigan	23	8	.742	12	6	.667	NCAA Second Round
1990-91	Michigan	14	15	.483	7	11	.389	NIT First Round
1991-92	Michigan	25	9	.735	11	7	.611	NCAA Runner-Up, <i>Basketball Times</i> Coach of the Year
1992-93	Michigan	31	5	.861	15	3	.833	NCAA Runner-Up
1993-94	Michigan	24	8	.750	13	5	.722	NCAA Regional Finalist
1994-95	Michigan	17	14	.548	11	7	.611	NCAA First Round
1995-96	Michigan	20	12	.625	10	8	.556	NCAA First Round
1996-97	Michigan	24	11	.686	9	9	.500	NIT Champions
<b>Eight Full Seasons at UM</b>		<b>184</b>	<b>82</b>	<b>.692</b>	<b>88</b>	<b>56</b>	<b>.611</b>	<b>7 NCAA Tournaments, 9 Postseason Appearances</b>
Year	School	W	L	Pct.	W	L	Pct.	Postseason/Honors
1999-00	San Diego State	5	23	.179	0	14	.000	
2000-01	San Diego State	14	14	.500	4	10	.286	8th-most improved team in the country (Sagarin Ratings)
2001-02	San Diego State	21	12	.636	7	7	.500	NCAA First Round; Aztecs' first NCAA trip since 1985
2002-03	San Diego State	16	14	.552	6	8	.429	NIT Second Round; Aztecs reach postseason in consecutive yrs
2003-04	San Diego State	14	16	.483	5	9	.357	Two players that earned all-league honors return in 04-05
2004-05	San Diego State	8	7	.533	2	0	1.000	
<b>Six Seasons at SDSU</b>		<b>78</b>	<b>86</b>	<b>.475</b>	<b>23</b>	<b>48</b>	<b>.323</b>	<b>Consecutive Postseason Appearances</b>
14th-Full Season Career		W	L	Pct.	W	L	Pct.	Postseason/Honors
		<b>262</b>	<b>168</b>	<b>.609</b>	<b>111</b>	<b>104</b>	<b>.516</b>	<b>8 NCAA Tournaments, 11 Postseason Appearances</b>

**Season/Career Highs**

**Points**  
 Season 7 vs. CSUF, 12-21-04  
 Career 18 vs. Troy State, 11-30-03

**Rebounds**  
 Season 6 vs. CSUF, 12-21-04  
 Career 7 vs. IPFW, 12-30-02

**Assists**  
 Season 3 vs. CSUF, 12-21-04  
 Career 5 at Cal Poly, 11-30-02

**Field Goals**  
 Season 3 vs. CSUF, 12-21-04  
 Career 7 vs. Troy State, 11-30-03

**Field Goals Attempted**  
 Season 4 vs. CSUF, 12-21-04  
 Career 12 vs. Dayton, 11-25-03

**Three-Point Field Goals**  
 Season  
 Career 3 at UNLV, 3-13-03

**Three-Point FG Attempted**  
 Season 1 - Three times  
 Career 6 vs. Dayton, 11-25-03  
 6 vs. UCSD, 12-2-02  
 6 at Portland, 11-27-02

**Free Throws**  
 Season 1 vs. CSUF, 12-21-04  
 Career 3 - seven times

**Free Throws Attempted**  
 Season 2 vs. CSUF, 12-21-04  
 2 vs. Saint Mary's, 12-14-04  
 Career 5 vs. Dayton, 11-25-03


**Steals**  
 Season 2 at Washington, 12-7-04  
 Career 4 vs. Troy State, 11-30-03

**Blocked Shots**  
 Season 1 at Washington, 12-7-04  
 1 vs. Monmouth, 11-22-04  
 Career 2 vs. UCSB, 3-19-03  
 2 at Texas Tech, 12-13-03

**Minutes Played**  
 Season 24 vs. CSUF, 12-21-04  
 Career 33 vs. Troy State, 11-30-03

# 0 • Tommy Johnson

Guard • 6-3 • 186 • Senior • Los Angeles, Calif. (Crenshaw High)



Played in 13 of 15 games this season... Played in the first 12 games of the season and had a string of 35 consecutive games played broken when he did not see action against South Dakota State (1-5-05)... Previous did not play came against UC San Diego on Dec. 6, 2003... Started two games this season (vs. Cal State Fullerton (12-21-04) and at Iowa State (12-28-04)) and has 20 career starts... Scored in three of the last four games in which he has played... In those four games, covering 43 minutes, he has 11 points on 5-of-8 shots from the field, with eight rebounds and four assists... Earned his first start of this season against Cal State Fullerton (12-21-04) and responded with a season-high in points (seven), rebounds (six) and assists (three) in 24 minutes of action... Against 16th-ranked Washington (12-7-04), he recorded two steals, a block and an assist, marking the first time he has posted a number in all three categories since Dec. 20, 2003, against Eastern Washington (three points, one rebound, two assists, two steals and one blocked shot)... Played 10 or more minutes in a game six times this season... 90 career games are the second most among active players, trailing only Chris Walton (95)... Has seven career double-figure scoring games... Never fouled out in 90 career games.

**2004-05 Game-By-Game Statistics**

Date	Opponent	S	MP	FG-FGA	3FG-FGA	FT-FTA	REB	PF	A	TO	BK	S	TP
N.19	UC Santa Barbara		15	0-2	0-1	0-0	1	1	2	1	0	0	0
N.22	Monmouth		12	1-1	0-0	0-0	1	0	0	1	1	0	2
N.27	UC San Diego		7	0-0	0-0	0-0	0	1	0	1	0	1	0
D.1	San Diego		4	0-0	0-0	0-0	1	0	0	0	0	0	0
D.4	at UC Santa Barbara		7	0-0	0-0	0-0	0	0	0	0	0	0	0
D.7	at Washington		12	1-3	0-1	0-0	1	1	1	3	1	2	2
D.11	California		1	0-0	0-0	0-0	0	0	0	0	0	0	0
D.14	Saint Mary's		9	0-0	0-0	0-2	0	2	1	1	0	0	0
D.18	at Loyola Marymount		10	0-0	0-0	0-0	1	2	0	2	0	0	0
D.21	Cal State Fullerton	S	24	3-4	0-1	1-2	6	0	3	1	0	0	7
D.28	at Iowa State	S	6	1-2	0-0	0-0	1	1	0	0	0	0	2
D.31	Providence		3	1-1	0-0	0-0	0	1	0	0	0	0	2
J.3	South Dakota State			DNP - Coach's Decision									
J.8	at Brigham Young*		10	0-1	0-0	0-0	1	1	1	0	0	0	0
J.15	at UNLV*			DNP - Coach's Decision									
J.22	Wyoming*												
J.24	Colorado State*												
J.29	at Air Force*												
J.31	at New Mexico*												
F.5	Utah*												
F.7	Brigham Young*												
F.12	UNLV*												
F.19	at Colorado State*												
F.21	at Wyoming*												
F.26	New Mexico*												
F.28	Air Force*												
M.5	at Utah*												
M.10-12	at Mountain West Conference Championships												

**► Johnson Career Statistics**

Year	G-GS	Min.-Avg.	FG-FGA	Pct.	3P-3PA	Pct.	FT-FTA	Pct.	OR	DR	Reb	Avg.	PF-D	AT	TO	BS	ST	Pts.	Avg.
01-02	20-0	120-6.0	12-33	.364	6-18	.333	1-4	.250	5	13	18	0.9	21-0	7	4	4	4	31	1.5
02-03	28-7	474-16.9	56-141	.397	23-66	.348	21-29	.724	19	53	72	2.6	52-0	49	45	3	20	156	5.6
03-04	29-11	510-17.6	41-113	.363	10-38	.263	23-33	.697	14	41	55	1.9	57-0	29	26	6	22	115	4.0
04-05	13-2	120-9.2	7-14	.500	0-3	.000	1-4	.250	4	9	13	1.0	9-0	8	10	2	3	15	1.2
<b>Totals</b>	<b>90-20</b>	<b>1,224-13.6</b>	<b>116-301</b>	<b>.385</b>	<b>39-125</b>	<b>.312</b>	<b>46-70</b>	<b>.657</b>	<b>42</b>	<b>116</b>	<b>158</b>	<b>1.8</b>	<b>139-0</b>	<b>93</b>	<b>85</b>	<b>15</b>	<b>49</b>	<b>317</b>	<b>3.5</b>



**Season/Career Highs**

**Points**  
 Season 37 at UNLV, 1-15-05  
 Career 37 at UNLV, 1-15-05

**Rebounds**  
 Season 9 vs. Monmouth, 11-22-04  
 Career 9 vs. Monmouth, 11-22-04

**Assists**  
 Season 9 vs. UCSB, 11-27-04  
 Career 9 vs. UCSB, 11-27-04

**Field Goals**  
 Season 12 at UNLV, 1-15-05  
 Career 12 at UNLV, 1-15-05

**Field Goals Attempted**  
 Season 22 vs UCSB, 11-19-04  
 Career 22 vs UCSB, 11-19-04

**Three-Point Field Goals**  
 Season 4 at UCSB, 12-4-04  
 Career 5 vs. Ohio State, 11-24-03

**Three-Point Field Goals Attempted**  
 Season 10 vs. UCSB, 11-19-04  
 Career 10 - four Times

**Free Throws**  
 Season 12 at UNLV, 1-15-05  
 Career 12 at UNLV, 1-15-05

**Free Throws Attempted**  
 Season 12 at UNLV, 1-15-05  
 Career 12 at UNLV, 1-15-05  
 12 vs. Ohio St., 11-24-03


**Steals**  
 Season 5 vs. UCSB, 11-27-04  
 Career 5 vs. UCSB, 11-27-04

**Blocked Shots**  
 Season 1 vs. UCSB, 11-19-04  
 Career 1 vs. UCSB, 11-19-04

**Minutes Played**  
 Season 41 vs. UCSB, 11-19-04  
 Career 43 at CSU, 1-24-04

# 1 • Brandon Heath

Guard • 6-3 • 183 • Sophomore • Los Angeles, Calif. (Westchester High)



**NCAA Rankings (as of 1/17):** 38th in free throw percentage  
**MWC Rankings (as of 1/18):** 2nd in steals, 2nd in free throw percentage, 3rd in assists, 3rd in scoring, 8th in three-point field goals made



**Player of the Week**  
 Nov. 29 - Dec. 5  
 Jan. 10 - Jan. 16

Enjoying a tremendous sophomore campaign... Ranks among the Mountain West Conference leaders in five categories and is ranked among the top eight in scoring, assists, steals, free throw percentage and three-point field goals made... Earned his second MWC Player of the Week honors this season for his 37 point, 5 assist effort in Saturday's road win at UNLV... Scored in double figures in 11 consecutive games and 13 times in 14 games this season... Had a career-high string of 14 straight games with a three-point field goal broken at Brigham Young (1-8-05)... Has two or more treys in seven of 14 games this season... Had a string of 10 consecutive games with a steal dating back to last season broken at Loyola Marymount (12-18-04) (one game short of his career best of 11 set last season)... Has 10 steals in the last five games... Already beginning to show up on the SDSU career charts: 9th in three-point field goals, 10th in three-point field goals attempted... Already has 687 career points and a scoring average of 15.3 which ranks 11th all-time in school history... Already posted career highs this season in points (37), field goals made (12), free throws (12-12), rebounds (nine), assists (nine), field goals attempted (22), steals (five) and blocked shots (one)... Made 59-of-68 free throws this season, has had streaks of 13, 11 and 10 consecutive makes this season... Scored in double figures in 15 straight games against Division I opponents... Led the team in assists nine times this season (11 in his career), seven times in scoring (16 times in his career) and once in rebounding (once in his career)... Has 15 career 20+ scoring games, including six this season... Set new career bests with 37 points on 12-18 shooting and 12-12 from the free throw line in Saturday's win at UNLV.

**Trends:** San Diego State is 3-0 this season and 8-1 in his career when Heath shoots 50 percent or better from the field... The Aztecs are 4-1 this season and 10-3 in his career when he posts an efficiency rating of +16 or better... SDSU is 5-2 this season when he has more assists than turnovers... Aztecs are 6-0 this season when he posts five assists or more in a game.

## 2004-05 Game-By-Game Statistics

Date	Opponent	S	MP	FG-FGA	3FG-FGA	FT-FTA	REB	PF	A	TO	BK	S	TP
N.19	UC Santa Barbara	S	41	7-22	3-10	0-0	4	2	3	4	1	2	17
N.22	Monmouth	S	32	3-13	2-5	8-8	9	2	2	6	0	3	16
N.27	UC San Diego	S	26	2-6	1-5	0-0	1	1	9	3	0	5	5
D.1	San Diego	S	34	8-15	3-5	7-8	3	2	5	4	0	1	26
D.4	at UC Santa Barbara	S	28	8-10	4-6	0-0	2	1	7	2	0	2	20
D.7	at Washington	S	27	7-16	1-2	3-4	4	4	1	5	0	1	18
D.11	California	S	32	4-9	2-5	4-4	3	0	2	5	0	2	14
D.14	Saint Mary's	S	38	5-13	1-3	9-10	1	5	1	3	0	4	20
D.18	at Loyola Marymount	S	29	3-14	1-6	5-7	6	4	4	2	0	0	12
D.21	Cal State Fullerton	S	32	6-15	1-5	4-6	4	2	6	4	0	2	17
D.28	at Iowa State	S	39	9-19	2-8	0-0	3	1	2	3	1	1	20
D.31	Providence	S	38	9-20	2-4	6-6	7	0	3	2	0	1	26
J.3	South Dakota State	S	31	7-16	1-6	0-0	4	1	7	3	0	4	15
J.8	at Brigham Young*	S	32	5-16	0-3	1-3	2	0	2	5	0	2	11
J.15	at UNLV*	S	39	12-18	1-3	12-12	1	2	5	6	0	2	37
J.22	Wyoming*												
J.24	Colorado State*												
J.29	at Air Force*												
J.31	at New Mexico*												
F.5	Utah*												
F.7	Brigham Young*												
F.12	UNLV*												
F.19	at Colorado State*												
F.21	at Wyoming*												
F.26	New Mexico*												
F.28	Air Force*												
M.5	at Utah*												
M.10-12	at Mountain West Conference Championships												

## ► Heath Career Statistics

Year	G-GS	Min.-Avg.	FG-FGA	Pct.	3P-3PA	Pct.	FT-FTA	Pct.	OR	DR	Reb	Avg.	PF-D	AT	TO	BS	ST	Pts	Avg.
03-04	30-26	897-29.9	144-368	.391	48-160	.300	77-110	.700	23	57	80	2.7	58-0	53	66	0	41	413	13.8
04-05	15-14	498-33.2	95-222	.428	25-76	.329	59-68	.868	12	42	54	3.6	27-1	59	57	2	32	274	18.3
<b>Totals</b>	<b>45-40</b>	<b>1395-31.0</b>	<b>239-590</b>	<b>.405</b>	<b>73-236</b>	<b>.309</b>	<b>136-178</b>	<b>.764</b>	<b>35</b>	<b>99</b>	<b>134</b>	<b>3.0</b>	<b>85-1</b>	<b>112</b>	<b>123</b>	<b>2</b>	<b>73</b>	<b>687</b>	<b>15.3</b>

**Season/Career Highs**

<b>Points</b>	
Season	12 at BYU, 1-8-05
Career	17 at BYU, 2-9-04
<b>Rebounds</b>	
Season	6 at BYU, 1-8-05
Career	10 vs. UCSD, 12-6-03 10 vs. IPFW, 1-2-02
<b>Assists</b>	
Season	3 vs. Providence, 12-31-04
Career	6 vs. Portland, 12-31-03
<b>Field Goals</b>	
Season	6 at BYU, 1-8-05
Career	6 at BYU, 1-8-05 6 at BYU, 2-9-04 6 at Utah, 2-7-04 6 vs. IPFW, 1-2-02
<b>Field Goals Attempted</b>	
Season	8 at UNLV, 1-15-05 8 at BYU, 1-8-05
Career	13 vs. BYU, 1-12-04 13 vs. Dayton, 11-25-03
<b>Three-Point Field Goals</b>	
Season	2 at Iowa State, 12-28-04
Career	3 at Utah, 2-7-04
<b>Three-Point Field Goals Attempted</b>	
Season	6 at Iowa State, 12-28-04
Career	6 at Iowa State, 12-28-04
<b>Free Throws</b>	
Season	1 vs. Providence, 12-31-04
Career	4 - four times
<b>Free Throws Attempted</b>	
Season	2 vs. Providence, 12-31-04
Career	8 vs. UCSD, 12-6-03
<b>Steals</b>	
Season	1 vs. Providence, 12-31-04 1 at Iowa State, 12-28-04
Career	3 - six times
<b>Blocked Shots</b>	
Season	1 at BYU, 1-8-05 1 vs. South Dakota St., 1-3-05 1 vs. Providence, 12-31-04
Career	4 vs. New Mexico, 2-28-02
<b>Minutes Played</b>	
Season	33 vs. Providence, 12-31-04
Career	40 at CSU, 1-24-04

# 3 • Chris Walton

Forward • 6-8 • 234 • Senior • San Diego, Calif. (Univ. of San Diego High)



Played in five consecutive games after missing nine straight games with a hip flexor and groin strain... Was questionable for the game at Brigham Young (1-8-05) having missed the four previous practices due to his injury, but ended up playing his best game to date... Had 12 points on 6-of-8 shooting, added six rebounds and won the game as he hit a fadeaway seven-footer at the buzzer to defeat the Cougars... In his first game back he played 23 minutes, scored six points and added four rebounds at Iowa State (12-28-04)... Practiced for the first time since Nov. 20th on Monday, Dec. 20th, and practiced the final three times before breaking for the holidays... When he missed the Nov. 22 game against Monmouth, it snapped Walton's streak of 31 consecutive games played and his team-high 18 consecutive games started... The UC Santa Barbara game (11-19-04) marked just the second time in his last 31 games that he was held scoreless... Ranks among the school's career leaders in games played (15th), minutes played (16th), blocked shots (20th) and assists (26th)... Walton has played in 52 Aztec victories, that is the highest total among active players and the 11th highest all-time since the statistic has been kept beginning with the 1975-76 season... Organized his third annual drive to benefit AIDS patients in the San Diego area in conjunction with the San Diego SLAM (12-11-04).

**Trends:** San Diego State has won eight straight games and was 5-0 last season when Walton attempted at least four free throws... SDSU is 2-0 this season and 10-5 in his career when Walton scores in double figures.

**2004-05 Game-By-Game Statistics**

Date	Opponent	S	MP	FG-FGA	3FG-FGA	FT-FTA	REB	PF	A	TO	BK	S	TP
N.19	UC Santa Barbara	S	29	0-4	0-1	0-0	1	4	1	4	0	0	0
N.22	Monmouth			DNP - Injured									
N.27	UC San Diego			DNP - Injured									
D.1	San Diego			DNP - Injured									
D.4	at UC Santa Barbara			DNP - Injured									
D.7	at Washington			DNP - Injured									
D.11	California			DNP - Injured									
D.14	Saint Mary's			DNP - Injured									
D.18	at Loyola Marymount			DNP - Injured									
D.21	Cal State Fullerton			DNP - Injured									
D.28	at Iowa State		23	2-7	2-6	0-0	4	3	0	2	0	1	6
D.31	Providence	S	33	0-2	0-2	1-2	2	4	3	4	1	1	1
J.3	South Dakota State	S	25	1-1	1-1	0-0	4	4	2	3	1	0	3
J.8	at Brigham Young*		30	6-8	0-2	0-0	6	1	1	1	1	0	12
J.15	at UNLV*		34	4-8	1-3	2-3	4	3	2	2	0	0	11
J.22	Wyoming*												
J.24	Colorado State*												
J.29	at Air Force*												
J.31	at New Mexico*												
F.5	Utah*												
F.7	Brigham Young*												
F.12	UNLV*												
F.19	at Colorado State*												
F.21	at Wyoming*												
F.26	New Mexico*												
F.28	Air Force*												
M.5	at Utah*												
M.10-12	at Mountain West Conference Championships												

**Walton Career Statistics**

Year	G-GS	Min.-Avg.	FG-FGA	Pct.	3P-3PA	Pct.	FT-FTA	Pct.	OR	DR	Reb	Avg.	PF-D	AT	TO	BS	ST	Pts. Avg.	
00-01	28-0	443-15.8	34-72	.472	1-9	.111	23-33	.697	20	51	71	2.5	54-0	35	47	4	8	92	3.3
01-02	33-3	456-13.8	38-91	.418	0-6	.000	16-27	.593	33	69	102	3.1	69-2	31	22	13	17	92	2.8
03-04	30-29	895-29.8	101-245	.412	23-66	.348	37-58	.638	39	109	148	4.9	91-3	69	66	13	33	262	8.7
04-05	6-3	174-29.0	13-30	.433	4-15	.267	3-5	.600	10	11	21	3.5	19-0	9	16	3	2	33	5.5
<b>Totals</b>	<b>97-35</b>	<b>1962-20.2</b>	<b>186-438</b>	<b>.425</b>	<b>28-96</b>	<b>.292</b>	<b>79-123</b>	<b>.642</b>	<b>102</b>	<b>240</b>	<b>342</b>	<b>3.5</b>	<b>233-5</b>	<b>144</b>	<b>151</b>	<b>33</b>	<b>60</b>	<b>479</b>	<b>4.9</b>

**Season/Career Highs**

**Points**  
 Season 3 vs. Saint Mary's, 12-14-04  
 Career 11 vs. FAU, 12-28-02  
 11 at Oregon State, 2-2-01

**Rebounds**  
 Season 3 vs. California, 12-11-04  
 Career 7 vs. Utah, 1-18-03

**Assists**  
 Season 1 vs. California, 12-11-04  
 1 at UCSB, 12-4-04  
 Career 3 vs. Wash. State, 2-10-01

**Field Goals**  
 Season 1 vs. Saint Mary's, 12-14-04  
 Career 4 vs. FAU, 12-28-02  
 4 at Oregon State, 2-2-01

**Field Goals Attempted**  
 Season 3 vs. California, 12-11-04  
 Career 11 vs. Colorado St., 2-1-03

**Three-Point Field Goals**  
 Season 1 vs. Saint Mary's, 12-14-04  
 Career 3 at Oregon State, 2-2-01

**Three-Point Field Goals Attempted**  
 Season 2 vs. California, 12-11-04  
 Career 7 vs. Colorado St., 2-1-03

**Free Throws**  
 Season  
 Career 4 vs. Saint Mary's, 12-2-00

**Free Throws Attempted**  
 Season  
 Career 4 vs. Hawai'i, 12-14-02  
 4 vs. Saint Mary's, 12-2-00

**Steals**  
 Season 2 vs. California, 12-11-04  
 Career 2 vs. California, 12-11-04  
 2 vs. Texas Tech, 1-6-03

**Blocked Shots**  
 Season 1 vs. California, 12-11-04  
 Career 2 vs. Chaminade, 11-20-00

**Minutes Played**  
 Season 15 vs. California, 12-11-04  
 Career 35 vs. Utah, 1-18-03

# 5 • Travis Hanour

Guard • 6-6 • 202 • Senior • Laguna Beach, Calif.  
 (Laguna Beach High/Univ. of Arizona)



Has overcome chronic tendinitis and endured two knee surgeries to come back and contribute this season... Seen action in three games and played in consecutive games (vs. California on 12-11-04 and vs. Saint Mary's on 12-14-04)... Played three minutes in the Dec. 4th game at UC Santa Barbara to mark his first regular-season action since March 1, 2003... Missed 39 straight SDSU games due to injury... Played 15 minutes against California (12-11-04) to mark his most minutes since playing 26 vs. Colorado State on Feb. 1, 1003... The Aztecs played 43 games since he last scored (two points vs. New Mexico, Feb. 24, 2003) prior to hitting a three-point field goal against Saint Mary's (12-14-04)... Has contributed with three points, two assists, two steals and a blocked shot in 22 minutes of action this season... Current practice plan has him on the court every other day in an attempt to help his knees.

**2004-05 Game-By-Game Statistics**

Date	Opponent	S	MP	FG-FGA	3FG-FGA	FT-FTA	REB	PF	A	TO	BK	S	TP
N.19	UC Santa Barbara			DNP - Injured									
N.22	Monmouth			DNP - Injured									
N.27	UC San Diego			DNP - Injured									
D.1	San Diego			DNP - Injured									
D.4	at UC Santa Barbara	3		0-0	0-0	0-0	0	1	1	0	0	0	0
D.7	at Washington			DNP - Injured									
D.11	California		15	0-3	0-2	0-0	3	2	1	1	1	2	0
D.14	Saint Mary's		4	1-1	1-1	0-0	0	0	0	2	0	0	3
D.18	at Loyola Marymount			DNP - Coach's Decision									
D.21	Cal State Fullerton			DNP - Coach's Decision									
D.28	at Iowa State			DNP - Coach's Decision									
D.31	Providence			DNP - Coach's Decision									
J.3	South Dakota State			DNP - Coach's Decision									
J.8	at Brigham Young*			DNP - Coach's Decision									
J.15	at UNLV*			DNP - Coach's Decision									
J.22	Wyoming*												
J.24	Colorado State*												
J.29	at Air Force*												
J.31	at New Mexico*												
F.5	Utah*												
F.7	Brigham Young*												
F.12	UNLV*												
F.19	at Colorado State*												
F.21	at Wyoming*												
F.26	New Mexico*												
F.28	Air Force*												
M.5	at Utah*												
M.10-12	at Mountain West Conference Championships												

**Hanour Career Statistics**

\* - At Arizona

Year	G-GS	Min.-Avg.	FG-FGA	Pct.	3P-3PA	Pct.	FT-FTA	Pct.	OR	DR	Reb	Avg.	PF-D	AT	TO	BS	ST	Pts. Avg.	
00-01*	20-0	175-8.8	19-56	.339	5-27	.185	18-20	.900	5	23	28	1.4	9-0	12	17	3	5	61	3.1
02-03	18-8	278-15.4	18-62	.290	11-38	.289	9-14	.643	14	41	55	3.1	27-0	18	17	6	4	56	3.1
03-04	Did Not Play - Injured																		
04-05	3-0	22-7.3	1-4	.250	1-3	.333	0-0	.000	0	3	3	1.0	3-0	2	3	1	2	3	1.0
<b>Totals</b>	<b>41-8</b>	<b>475-11.6</b>	<b>38-122</b>	<b>.311</b>	<b>17-68</b>	<b>.250</b>	<b>27-34</b>	<b>.794</b>	<b>19</b>	<b>67</b>	<b>86</b>	<b>2.1</b>	<b>39-0</b>	<b>32</b>	<b>37</b>	<b>10</b>	<b>11</b>	<b>120</b>	<b>2.9</b>



**Season/Career Highs****Points**

Career 8 vs. CSUF, 12-21-04

**Rebounds**

Career 8 vs. CSUF, 12-21-04

**Assists**

Career 6 at BYU, 1-8-05

**Field Goals**

Career 3 vs. CSUF, 12-21-04

**Field Goals Attempted**

Career 5 vs. CSUF, 12-21-04

**Three-Point Field Goals**Career 2 vs. South Dakota State, 1-3-05  
2 vs. CSUF, 12-21-04**Three-Point Field Goals Attempted**

Career 4 vs. CSUF, 12-21-04

**Free Throws**Career 1 vs. South Dakota State, 1-3-05  
1 at LMU, 12-18-04  
1 vs. Monmouth, 11-22-04**Free Throws Attempted**

Career 4 vs. South Dakota State, 1-3-05

**Steals**

Career 2 vs. South Dakota State, 1-3-05

**Blocked Shots**

Career

**Minutes Played**

Career 38 vs. CSUF, 12-21-04

# 11 • Tyler Smith

Guard • 6-2 • 208 • Freshman • San Clemente, Calif. (Santa Margarita Catholic High)



Walk-on true freshman guard has become an important fixture for the Aztecs... Played in 14 of the 15 games this season and his 208 minutes played are the seventh highest total on the team... Started the last six games and has the second highest hockey +/- rating on the team... In the 208 minutes he has been on the court, San Diego State has outscored its opponents by 40 points... In the 365 minutes he has not been on the court, the Aztecs have been outscored by 15 points... Second on the team in assists with 23... Made five of his last 10 attempts from three-point range... With 23 assists and 15 turnovers, he joins Brandon Heath, Chris Manker and Matt Thomas as the only San Diego State players with more assists than turnovers... Had a team-high six assists and no turnovers in the road win at Brigham Young (1-8-05)... Has logged double-digit minutes 10 times this season... Collected career highs in points (eight), rebounds (eight), field-goals made (three), three-pointers made (two) and minutes (38) in SDSU's Dec. 21st win over Cal State Fullerton... Handed out four assists, picked up two rebounds and hit his first career three-pointer in just 18 minutes of action against UC San Diego (11-27-04)... Scored his first points as an Aztec in the win over Monmouth (11-22-04)... Has at least one assist in nine of the 14 games he has played in.

**Trends:** San Diego State is 5-1 when he scores a point... The Aztecs are 4-0 when he has three or more assists... SDSU is 5-1 when he has more assists than turnovers.

## 2004-05 Game-By-Game Statistics

Date	Opponent	S	MP	FG-FGA	3FG-FGA	FT-FTA	REB	PF	A	TO	BK	S	TP
N.19	UC Santa Barbara		1	0-0	0-0	0-0	0	0	0	0	0	0	0
N.22	Monmouth		17	0-1	0-1	1-2	2	2	1	0	0	0	1
N.27	UC San Diego		18	1-2	1-1	0-0	2	3	4	0	0	0	3
D.1	San Diego		6	0-1	0-1	0-0	2	0	2	2	0	1	0
D.4	at UC Santa Barbara		11	1-2	1-2	0-0	0	2	0	3	0	0	3
D.7	at Washington		20	0-2	0-1	0-0	1	2	1	2	0	1	0
D.11	California		DNP - Coach's Decision										
D.14	Saint Mary's		4	0-1	0-1	0-0	0	1	1	0	0	0	0
D.18	at Loyola Marymount		18	1-2	1-1	1-2	3	1	0	0	0	1	4
D.21	Cal State Fullerton	S	38	3-5	2-4	0-0	8	2	4	3	0	0	8
D.28	at Iowa State	S	13	0-4	0-3	0-0	1	1	1	1	0	0	0
D.31	Providence	S	10	0-0	0-0	0-0	0	0	0	2	0	0	0
J.3	South Dakota State	S	24	2-5	2-2	1-4	4	1	3	1	0	2	7
J.8	at Brigham Young*	S	20	0-0	0-0	0-0	2	1	6	0	0	1	0
J.15	at UNLV*	S	8	0-0	0-0	0-0	0	1	0	1	0	0	0
J.22	Wyoming*												
J.24	Colorado State*												
J.29	at Air Force*												
J.31	at New Mexico*												
F.5	Utah*												
F.7	Brigham Young*												
F.12	UNLV*												
F.19	at Colorado State*												
F.21	at Wyoming*												
F.26	New Mexico*												
F.28	Air Force*												
M.5	at Utah*												
M.10-12	at Mountain West Conference Championships												

## ► Smith Career Statistics


Year	G-GS	Min.-Avg.	FG-FGA	Pct.	3P-3PA	Pct.	FT-FTA	Pct.	OR	DR	Reb	Avg.	PF-D	AT	TO	BS	ST	Pts. Avg.	
04-05	14-6	208-14.9	8-25	.320	7-17	.412	3-8	.375	7	18	25	1.8	17-0	23	15	0	6	26	1.9

**Season/Career Highs**

<b>Points</b>	Season 15 at UCSB, 12-4-04 Career 15 at UCSB, 12-4-04
<b>Rebounds</b>	Season 3 at Iowa State, 12-28-04 3 at LMU, 12-18-04 3 vs. California, 12-11-04 3 vs. UCSB, 11-19-04 Career 5 vs. UCSD, 12-2-02
<b>Assists</b>	Season 3 at Iowa State, 12-28-04 Career 4 at Arizona, 12-22-03
<b>Field Goals</b>	Season 6 at UCSB, 12-4-04 Career 6 at UCSB, 12-4-04
<b>Field Goals Attempted</b>	Season 9 at Iowa State, 12-28-04 Career 9 at Iowa State, 12-28-04
<b>Three-Point Field Goals</b>	Season 3 at UCSB, 12-4-04 3 vs. San Diego, 12-1-04 3 vs. UCSD, 11-27-04 Career 3 at UCSB, 12-4-04 3 vs. San Diego, 12-1-04 3 vs. UCSD, 11-27-04 3 vs. Cal Poly, 12-18-03
<b>Three-Point Field Goals Attempted</b>	Season 7 at Iowa State, 12-28-04 7 vs. San Diego, 12-1-04 Career 7 at Iowa State, 12-28-04 7 vs. San Diego, 12-1-04
<b>Free Throws</b>	Season 2 - three times Career 3 vs. EWU, 12-20-03
<b>Free Throws Attempted</b>	Season 2 - four times Career 4 vs. EWU, 12-20-03
<b>Steals</b>	Season 3 at Iowa State, 12-28-04 3 vs. CSUF, 12-21-04 3 vs. UCSD, 11-27-04 Career 3 - Four times
<b>Blocked Shots</b>	Career none
<b>Minutes Played</b>	Season 40 vs. UCSB, 11-19-04 Career 40 vs. UCSB, 11-19-04

# 15 • John Sharper

Guard • 6-0 • 195 • Junior • Oakland, Calif. (St. Mary's High)



**MWC Rankings (as of 1/18):** 11th in three-point field goal percentage, 13th in steals, 14th in three-point field goals made

Originally a walk-on, he has developed into a staple in the Aztec rotation and one of the top three-point shooters in school history... Started the first nine games of the season and has 15 starts in his career... Played in all 15 games this season and 38 straight games dating back to last season... For his career, has connected on 66-of-166 attempts from behind the arc, for a 39.8 percent success rate... That is third all-time trailing Tony Ross (45.8 percent) and Al Faux (41.1 percent)... Ranks 10th in school history with 66 career treys despite ranking 15th in school history in attempts (166)... Has 18 career multiple trey games, including six this season... Made at least two three-point field goals in a personal best five straight games to open the season (broken at Washington (12-7-04))... Had a three-point field goal in eight consecutive games (longest streak of his career), broken at UNLV... Connected on 22-of-59 attempts from three-point range this season (37.3 percent)... Made 11-of-19 (57.9 percent) from bonus distance during a four-game stretch earlier this season (Monmouth, UCSD, San Diego and at UCSB)... The two highest scoring games of his career came in consecutive outings against San Diego (13 points) and at UC Santa Barbara (15 points)... Scored in 16 consecutive games dating back to last season, longest scoring streak of his career (had an 11-game scoring streak during his freshman campaign)... Joins Brandon Heath, Marcus Slaughter and Matt Thomas as the only players to score in every game this season... Has 55 turnovers in 1,163 career minutes for an average of one miscue every 20.9 minutes... Has 24 turnovers this season, although nine have come in two games - UC Santa Barbara (11-19-04) and at Washington (12-7-04)... Just two turnovers in his last four games, covering 94 minutes... Is 7-for-8 from the free-throw line this season.

**Trends:** San Diego State is 4-2 this season and 11-6 since the beginning of the 2003-04 season when Sharper connects on multiple three-point field goals... Aztecs are 8-4 this season when he has two turnovers or less in a game.

**2004-05 Game-By-Game Statistics**

Date	Opponent	S	MP	FG-FGA	3FG-FGA	FT-FTA	REB	PF	A	TO	BK	S	TP
N.19	UC Santa Barbara	S	40	3-8	2-6	0-0	3	0	2	4	0	0	8
N.22	Monmouth	S	17	2-3	2-3	0-0	0	2	1	0	0	1	6
N.27	UC San Diego	S	27	3-6	3-4	0-0	1	0	2	2	0	3	9
D.1	San Diego	S	33	4-8	3-7	2-2	1	0	1	1	0	2	13
D.4	at UC Santa Barbara	S	33	6-8	3-5	0-0	1	1	1	2	0	1	15
D.7	at Washington	S	17	0-3	0-1	2-2	0	1	2	5	0	0	2
D.11	California	S	33	2-6	1-3	2-2	3	3	1	1	0	1	7
D.14	Saint Mary's	S	35	1-6	1-4	0-0	2	3	2	2	0	1	3
D.18	at Loyola Marymount	S	31	1-4	1-3	0-0	3	0	1	3	0	1	3
D.21	Cal State Fullerton		13	2-5	1-4	0-0	0	2	1	1	0	3	5
D.28	at Iowa State		36	3-9	2-7	0-0	3	2	3	1	0	3	8
D.31	Providence		19	1-2	1-1	0-0	0	2	0	0	0	2	3
J.3	South Dakota State		21	2-5	1-4	0-0	1	2	0	0	0	0	5
J.8	at Brigham Young*		18	2-4	1-2	0-0	0	0	1	1	0	1	5
J.15	at UNLV*	S	34	0-5	0-5	1-2	2	1	2	1	0	0	1
J.22	Wyoming*												
J.24	Colorado State*												
J.29	at Air Force*												
J.31	at New Mexico*												
F.5	Utah*												
F.7	Brigham Young*												
F.12	UNLV*												
F.19	at Colorado State*												
F.21	at Wyoming*												
F.26	New Mexico*												
F.28	Air Force*												
M.5	at Utah*												
M.10-12	at Mountain West Conference Championships												

**► Sharper Career Statistics**

Year	G-GS	Min.-Avg.	FG-FGA	Pct.	3P-3PA	Pct.	FT-FTA	Pct.	OR	DR	Reb	Avg.	PF-D	AT	TO	BS	ST	Pts. Avg.	
02-03	28-0	236-8.4	16-38	.421	14-32	.438	6-10	.600	5	18	23	0.8	21-0	16	12	0	8	52	1.9
03-04	29-5	520-17.9	38-97	.392	30-75	.400	14-18	.778	5	22	27	0.9	46-2	26	19	0	26	120	4.1
04-05	15-10	407-27.1	32-82	.390	22-59	.373	7-8	.875	4	16	20	1.3	19-0	20	24	0	19	93	6.2
<b>Totals</b>	<b>72-15</b>	<b>1163-16.2</b>	<b>86-217</b>	<b>.396</b>	<b>66-166</b>	<b>.398</b>	<b>27-36</b>	<b>.750</b>	<b>14</b>	<b>56</b>	<b>70</b>	<b>1.0</b>	<b>86-2</b>	<b>62</b>	<b>55</b>	<b>0</b>	<b>53</b>	<b>265</b>	<b>3.7</b>

**Season/Career Highs**

**Points**  
 Season 10 at LMU, 12-18-04  
 Career 10 at LMU, 12-18-04

**Rebounds**  
 Season 3 at BYU, 1-8-05  
 3 vs. Saint Mary's, 12-14-04  
 3 at UCSB, 12-4-04  
 3 vs. Monmouth, 11-22-04  
 Career 4 at UNM, 2-28-04  
 4 at Saint Mary's, 1-7-04  
 4 vs. Cal Poly, 12-18-03

**Assists**  
 Season 1 vs. Providence, 12-31-04  
 1 at UCSB, 12-4-04  
 Career 1 - five times

**Field Goals**  
 Season 4 vs. UCSD, 11-27-04  
 Career 4 vs. UCSD, 11-27-04  
 4 at UNM, 2-28-04

**Field Goals Attempted**  
 Season 6 at BYU, 1-8-05  
 6 vs. South Dakota State, 1-3-05  
 Career 6 at BYU, 1-8-05  
 6 vs. South Dakota State, 1-3-05  
 6 at UNM, 2-28-04

**Three-Point Field Goals**  
 Season  
 Career

**Three-Point Field Goals Attempted**  
 Season  
 Career

**Free Throws**  
 Season 4 at LMU, 12-18-04  
 Career 4 at LMU, 12-18-04

**Free Throws Attempted**  
 Season 5 at LMU, 12-18-04  
 Career 5 at LMU, 12-18-04


**Steals**  
 Season 2 vs. South Dakota State, 1-3-05  
 Career 2 vs. South Dakota State, 1-3-05

**Blocked Shots**  
 Season 2 vs. South Dakota State, 1-3-05  
 Career 2 vs. South Dakota State, 1-3-05  
 2 at Colorado St., 3-3-03

**Minutes Played**  
 Season 19 at UCSB, 12-4-04  
 Career 19 at UCSB, 12-4-04  
 19 vs. UCSD, 12-2-02

# 20 • Trimaine Davis

Forward • 6-8 • 233 • Junior • West Pittsburg, Calif. (West Pittsburg High)



Getting more playing time as the season progresses... One of seven players to see action in all 15 games... Started four games this season, including San Diego State's upset victory at Brigham Young (1-8-05)... In his last four games (41 minutes on the court), he has 17 points, seven rebounds, two blocked shots and two steals... Made his first career start in his 50th career game on Dec. 18th at Loyola Marymount... Scored a career high 10 points and added two rebounds in 13 minutes of action against LMU... Brings incredibly high energy on the court for San Diego State... Has played 10 or more minutes 10 times this season after doing so just twice in the Aztecs' previous 42 games prior to this season... Played 10 or more minutes in seven of the last nine games... Connected on 23-of-43 attempts (53.5 percent) from the field this season and 50-of-92 (54.3 percent) in his career... Scored in four consecutive games earlier this season for the first time in his career... Season averages prorated over 40 minutes are rather impressive: 13.1 points and 6.1 rebounds.

**Trends:** San Diego State is 6-4 this season when he scores.

## 2004-05 Game-By-Game Statistics

Date	Opponent	S	MP	FG-FGA	3FG-FGA	FT-FTA	REB	PF	A	TO	BK	S	TP
N.19	UC Santa Barbara		2	0-0	0-0	0-0	1	0	0	0	0	0	0
N.22	Monmouth		16	1-3	0-0	0-0	3	3	0	0	0	1	2
N.27	UC San Diego		14	4-5	0-0	0-0	2	4	0	1	0	0	8
D.1	San Diego		6	1-1	0-0	0-0	2	0	0	0	0	0	2
D.4	at UC Santa Barbara		19	2-3	0-0	0-2	3	0	1	0	1	0	4
D.7	at Washington		9	0-1	0-0	0-0	1	0	0	0	0	0	0
D.11	California		15	2-2	0-0	0-1	1	2	0	0	0	1	4
D.14	Saint Mary's		10	2-5	0-0	1-2	3	3	0	0	0	0	5
D.18	at Loyola Marymount	S	13	3-4	0-0	4-5	2	1	0	0	0	0	10
D.21	Cal State Fullerton	S	12	1-1	0-0	0-2	0	2	0	0	0	0	2
D.28	at Iowa State	S	9	0-0	0-0	0-0	0	2	0	2	0	0	0
D.31	Providence		11	3-6	0-0	1-2	2	2	1	0	0	0	7
J.3	South Dakota State		17	2-6	0-0	2-4	2	2	0	2	2	2	6
J.8	at Brigham Young*	S	12	2-6	0-0	0-0	3	3	0	1	0	0	4
J.15	at UNLV*		1	0-0	0-0	0-0	0	0	0	0	0	0	0
J.22	Wyoming*												
J.24	Colorado State*												
J.29	at Air Force*												
J.31	at New Mexico*												
F.5	Utah*												
F.7	Brigham Young*												
F.12	UNLV*												
F.19	at Colorado State*												
F.21	at Wyoming*												
F.26	New Mexico*												
F.28	Air Force*												
M.5	at Utah*												
M.10-12	at Mountain West Conference Championships												

## Davis Career Statistics

Year	G-GS	Min.-Avg.	FG-FGA	Pct.	3P-3PA	Pct.	FT-FTA	Pct.	OR	DR	Reb	Avg.	PF-D	AT	TO	BS	ST	Pts.	Avg.
02-03	24-0	166-6.9	16-26	.615	0-0	.000	3-7	.429	4	22	26	1.1	36-2	1	6	2	5	35	1.5
03-04	17-0	89-5.2	11-23	.478	0-0	.000	4-6	.667	9	8	17	1.0	15-0	2	3	4	1	26	1.5
04-05	15-4	166-11.1	23-43	.535	0-0	.000	8-18	.444	14	11	25	1.7	24-0	2	6	3	4	54	3.6
<b>Totals</b>	<b>56-4</b>	<b>421-7.5</b>	<b>50-92</b>	<b>.543</b>	<b>0-0</b>	<b>.000</b>	<b>15-31</b>	<b>.484</b>	<b>27</b>	<b>41</b>	<b>68</b>	<b>1.2</b>	<b>75-2</b>	<b>5</b>	<b>15</b>	<b>9</b>	<b>10</b>	<b>115</b>	<b>2.1</b>



**Season/Career Highs**

**Points**  
Career 14 at Washington, 12-7-04

**Rebounds**  
Career 7 vs. Saint Mary's, 12-14-04

**Assists**  
Career 6 vs. Monmouth, 11-22-04

**Field Goals**  
Career 5 at Washington, 12-7-04

**Field Goals Attempted**  
Career 11 at Washington, 12-7-04

**Three-Point Field Goals**  
Career 1 vs. UCSD, 11-22-04  
1 vs. Monmouth, 11-22-04

**Three-Point Field Goals Attempted**  
Career 3 vs. Monmouth, 11-22-04

**Free Throws**  
Career 4 vs. Saint Mary's, 12-14-04  
4 at Washington, 12-7-04

**Free Throws Attempted**  
Career 5 vs. Saint Mary's, 12-14-04  
5 vs. Monmouth, 11-22-04

**Steals**  
Career 3 at Washington, 12-7-04  
3 vs. UCSD, 11-27-04

**Blocked Shots**  
Career

**Minutes Played**  
Career 32 vs. Saint Mary's, 12-14-04

# 21 • Matt Thomas

Guard • 6-3 • 191 • Freshman • Riverside, Calif. (Martin Luther King High)



One of seven players to play in all 15 games, he has started three games this season... Only Aztec freshman to play in every game... Made his first career start and played a career-high 32 minutes against Saint Mary's (12-14-04)... Had a string of 10 consecutive free throws made broken against Saint Mary's (12-14-04) but has made 23-of-29 (79.3 percent) after making just 3-of-9 to open the season... His 21 assists this season are third on the team, despite averaging 18.6 minutes per game, the seventh highest total on the squad... 13 steals ranks fourth on the team... With 21 assists and 20 turnovers he joins Chris Manker, Brandon Heath and Tyler Smith as the only Aztec players with more assists than turnovers... Posted a career-best 14 points at Washington (12-7-04)... Had a string of at least one assist in seven games broken against Saint Mary's (12-14-04)... Has recorded a rebound in 11-of-14 games this season including a career-high seven boards against Saint Mary's (12-14-04).

**Trends:** The Aztecs are 5-2 when he has more assists than turnovers.

**2004-05 Game-By-Game Statistics**

Date	Opponent	S	MP	FG-FGA	3FG-FGA	FT-FTA	REB	PF	A	TO	BK	S	TP
N.19	UC Santa Barbara		6	1-2	0-0	0-0	1	1	1	0	0	0	2
N.22	Monmouth		27	3-8	1-3	1-5	5	0	6	3	0	0	8
N.27	UC San Diego		24	2-3	1-1	2-2	4	1	2	1	0	3	7
D.1	San Diego		17	2-7	0-1	0-2	5	1	1	3	0	0	4
D.4	at UC Santa Barbara		16	0-3	0-0	2-4	2	0	3	2	0	0	2
D.7	at Washington		27	5-11	0-1	4-4	3	2	3	4	0	3	14
D.11	California		16	2-5	0-1	2-2	2	3	1	2	0	2	6
D.14	Saint Mary's	S	32	3-10	0-2	4-5	7	2	0	1	0	1	10
D.18	at Loyola Marymount	S	31	2-5	0-0	3-4	4	2	2	1	0	2	7
D.21	Cal State Fullerton	S	11	1-5	0-1	2-2	0	2	0	1	0	0	4
D.28	at Iowa State		8	0-0	0-0	2-2	0	0	0	0	0	0	2
D.31	Providence		21	0-5	0-1	3-4	1	2	0	1	0	1	3
J.3	South Dakota State		16	1-3	0-1	0-0	1	0	1	0	0	0	2
J.8	at Brigham Young*		8	0-3	0-0	1-2	0	1	1	0	0	1	1
J.15	at UNLV*		6	0-1	0-0	0-0	0	0	0	1	0	0	0
J.22	Wyoming*												
J.24	Colorado State*												
J.29	at Air Force*												
J.31	at New Mexico*												
F.5	Utah*												
F.7	Brigham Young*												
F.12	UNLV*												
F.19	at Colorado State*												
F.21	at Wyoming*												
F.26	New Mexico*												
F.28	Air Force*												
M.5	at Utah*												
M.10-12	at Mountain West Conference Championships												

**► Thomas Career Statistics**


Year	G-GS	Min.-Avg.	FG-FGA	Pct.	3P-3PA	Pct.	FT-FTA	Pct.	OR	DR	Reb	Avg.	PF-D	AT	TO	BS	ST	Pts.	Avg.
04-05	15-3	266-17.7	22-71	.310	2-12	.167	26-38	.684	15	20	35	2.3	17-0	21	20	0	13	72	4.8

**Season/Career Highs**

<b>Points</b>	Career 6 vs. UCSD, 11-27-04
<b>Rebounds</b>	Career
<b>Assists</b>	Career
<b>Field Goals</b>	Career 2 vs. UCSD, 11-27-04
<b>Field Goals Attempted</b>	Career 2 vs. UCSD, 11-27-04
<b>Three-Point Field Goals</b>	Career
<b>Three-Point Field Goals Attempted</b>	Career
<b>Free Throws</b>	Career 2 vs. UCSD, 11-27-04
<b>Free Throws Attempted</b>	Career 4 vs. UCSD, 11-27-04
<b>Steals</b>	Career
<b>Blocked Shots</b>	Career
<b>Minutes Played</b>	Career 4 vs. UCSD, 11-27-04

# 31 • Jared Ines

Forward • 6-7 • 234 • Senior • Modesto, Calif. (Ceres High/Ohlone College)



Senior walk-on player entering his second season with the program... Played in five games and has made the most of his opportunities... In just nine minutes, he has scored eight points... Had career-best six points in four minutes against UC San Diego (11-27-04)... Also had two points at Washington (12-7-04).

**2004-05 Game-By-Game Statistics**

Date	Opponent	S	MP	FG-FGA	3FG-FGA	FT-FTA	REB	PF	A	TO	BK	S	TP
N.19	UC Santa Barbara			DNP - Coach's Decision									
N.22	Monmouth			DNP - Coach's Decision									
N.27	UC San Diego		4	2-2	0-0	2-4	0	0	0	0	0	0	6
D.1	San Diego		1	0-0	0-0	0-0	0	0	0	0	0	0	0
D.4	at UC Santa Barbara		2	0-0	0-0	0-2	0	0	0	0	0	0	0
D.7	at Washington		1	1-1	0-0	0-0	0	0	0	0	0	0	2
D.11	California			DNP - Coach's Decision									
D.14	Saint Mary's			DNP - Coach's Decision									
D.18	at Loyola Marymount			DNP - Coach's Decision									
D.21	Cal State Fullerton			DNP - Coach's Decision									
D.28	at Iowa State			DNP - Coach's Decision									
D.31	Providence			DNP - Coach's Decision									
J.3	South Dakota State			DNP - Coach's Decision									
J.8	at Brigham Young*			DNP - Coach's Decision									
J.15	at UNLV*			DNP - Coach's Decision									
J.22	Wyoming*												
J.24	Colorado State*												
J.29	at Air Force*												
J.31	at New Mexico*												
F.5	Utah*												
F.7	Brigham Young*												
F.12	UNLV*												
F.19	at Colorado State*												
F.21	at Wyoming*												
F.26	New Mexico*												
F.28	Air Force*												
M.5	at Utah*												
M.10-12	at Mountain West Conference Championships												

**► Ines Career Statistics**

Year	G-GS	Min.-Avg.	FG-FGA	Pct.	3P-3PA	Pct.	FT-FTA	Pct.	OR	DR	Reb	Avg.	PF-D	AT	TO	BS	ST	Pts. Avg.
04-05	4-0	8-2.0	3-3	1.000	0-0	.000	2-6	.333	0	0	0	0.0	0-0	0	0	0	0	8 2.0

**Season/Career Highs**

**Points**  
 Season 23 vs. UCSD, 11-27-04  
 Career 23 vs. UCSD, 11-27-04

**Rebounds**  
 Season 8 vs. UCSB, 11-19-04  
 Career 9 vs. UCSD, 12-6-03

**Assists**  
 Season 3 at BYU, 1-8-05  
 3 vs. California, 12-11-04  
 3 vs. UCSD, 11-27-04  
 Career 3 at BYU, 1-8-05  
 3 vs. California, 12-11-04  
 3 vs. UCSD, 11-27-04

**Field Goals**  
 Season 9 vs. San Diego, 12-1-04  
 9 vs. UCSD, 11-27-04  
 Career 9 vs. San Diego, 12-1-04  
 9 vs. UCSD, 11-27-04

**Field Goals Attempted**  
 Season 13 vs. San Diego, 12-1-04  
 13 vs. UCSD, 11-27-04  
 13 vs. UCSB, 11-19-04  
 Career 13 vs. San Diego, 12-1-04  
 13 vs. UCSD, 11-27-04  
 13 vs. UCSB, 11-19-04

**Three-Point Field Goals**  
 Season 3 at UNLV, 1-15-05  
 3 vs. San Diego, 12-1-04  
 Career 4 at Wyoming, 1-26-04

**Three-Point Field Goals Attempted**  
 Season 7 vs. San Diego, 12-1-04  
 Career 8 vs. UCSD, 12-6-03  
 8 vs. Wyoming, 12-16-00

**Free Throws**  
 Season 5 vs. UCSD, 11-27-04  
 Career 5 vs. UCSD, 11-27-04

**Free Throws Attempted**  
 Season 5 vs. UCSD, 11-27-04  
 Career 6 vs. IPFW, 12-30-02

**Steals**  
 Season 3 vs. UCSB, 11-19-04  
 Career 3 vs. UCSB, 11-19-04

**Blocked Shots**  
 Season 3 vs. San Diego, 12-1-04  
 Career 3 vs. San Diego, 12-1-04

**Minutes Played**  
 Season 35 vs. UCSB, 11-19-04  
 Career 35 vs. UCSB, 11-19-04

# 33 • Chris Manker

Center • 7-0 • 225 • Senior • West Des Moines, Iowa

(Laguna Beach (Calif.) High/Oregon State University)



Owens the best hockey +/- rating on the team... In the 321 minutes he has been on the court, SDSU has outscored its opponents by 76 points, while in the 284 minutes he has been off the court SDSU has been outscored by 43 points... The two MWC games also demonstrate the point as SDSU is +38 in his 44 minutes on the court and -28 in his 36 minutes off... Helped lead SDSU to win at UNLV (1-15-05) with a 3-for-4 performance behind the arc, to go along with six boards... Rebounded from his first scoreless game of the season by scoring seven points and adding seven rebounds against South Dakota State (1-5-04) and posting nine points and six rebounds at Brigham Young (1-8-05)... Always a threat from outside, Manker has become more comfortable playing in the paint... 58 career three-point field goals... Has 36 two-point field goals this season after connecting on just 17 twos last season and 52 in his first three seasons combined... Played in all 15 games this season and has six starts... Has five double-figure scoring games this season after posting three in his first three seasons combined... Made 16 of his last 17 free throws attempts... Had a string of 10 consecutive free throws made broken at Loyola Marymount (12-18-04)... Current FTM streak is six... One of two players to record a point, rebound and an assist in each of the first seven games this season (Brandon Heath)... Set a then-career high with 17 points, and added eight rebounds and a career-high three steals against UC Santa Barbara (11-19-04)... Against UC San Diego (11-27-04), scored his current career-high of 23 points on 8-for-13 shooting, all from inside the arc, and added a career-best 5-for-5 performance from the charity stripe... Also set a new career-mark against UC San Diego (11-27-04) with three assists, which he matched against California (12-11-04).

**Trends:** San Diego State is 4-2 this season and 11-3 in Manker's career when he blocks a shot... Dating back to his days at Oregon State, Manker's teams are 14-4 when he blocks a shot... SDSU is 5-2 this season and 14-7 in his career when Manker shoots 50 percent or better from the field... Aztecs are 5-1 this season when Manker records five or more rebounds.

**2004-05 Game-By-Game Statistics**

Date	Opponent	S	MP	FG-FGA	3FG-FGA	FT-FTA	REB	PF	A	TO	BK	S	TP
N.19	UC Santa Barbara		35	7-13	2-6	1-4	8	2	2	1	0	3	17
N.22	Monmouth	S	21	3-6	1-3	2-3	2	1	1	2	0	0	9
N.27	UC San Diego	S	28	9-13	0-2	5-5	5	0	3	0	1	1	23
D.1	San Diego	S	32	9-13	3-7	1-1	6	1	2	2	3	1	22
D.4	at UC Santa Barbara	S	29	2-6	1-3	0-0	3	4	1	1	0	0	5
D.7	at Washington	S	20	3-9	2-5	0-0	1	4	1	3	1	0	8
D.11	California	S	23	0-6	0-4	2-2	1	1	3	1	0	1	2
D.14	Saint Mary's		12	2-4	0-2	2-2	2	0	1	1	0	1	6
D.18	at Loyola Marymount		25	3-9	1-3	3-4	3	0	0	0	1	1	10
D.21	Cal State Fullerton		11	1-5	0-0	0-0	4	2	1	1	0	0	2
D.28	at Iowa State		19	2-6	2-5	0-0	0	3	2	2	0	1	6
D.31	Providence		6	0-2	0-1	0-0	1	1	1	0	0	0	0
J.3	South Dakota State		16	3-8	1-2	0-0	7	1	0	1	2	1	7
J.8	at Brigham Young*		21	4-6	0-2	1-1	6	4	3	1	0	1	9
J.15	at UNLV*		23	4-7	3-4	2-2	6	4	2	1	1	0	13
J.22	Wyoming*												
J.24	Colorado State*												
J.29	at Air Force*												
J.31	at New Mexico*												
F.5	Utah*												
F.7	Brigham Young*												
F.12	UNLV*												
F.19	at Colorado State*												
F.21	at Wyoming*												
F.26	New Mexico*												
F.28	Air Force*												
M.5	at Utah*												
M.10-12	at Mountain West Conference Championships												

**► Manker Career Statistics**

\* - At Oregon St.

Year	G-GS	Min.-Avg.	FG-FGA	Pct.	3P-3PA	Pct.	FT-FTA	Pct.	OR	DR	Reb	Avg.	PF-D	AT	TO	BS	ST	Pts.	Avg.
00-01*	21-3	252-12.0	12-42	.286	6-30	.200	3-5	.600	13	28	41	2.0	29-1	10	15	5	4	33	1.6
02-03	25-1	199-8.0	27-68	.397	16-45	.356	3-9	.333	11	19	30	1.2	24-0	4	16	5	3	73	3.0
03-04	29-1	293-10.1	37-98	.378	20-56	.357	6-14	.429	24	44	68	2.3	26-0	10	16	4	5	100	3.4
04-05	15-6	321-21.4	52-113	.460	16-49	.327	19-24	.792	22	33	55	3.7	28-0	23	17	9	11	139	9.3
<b>Totals</b>	<b>80-11</b>	<b>1065-13.3</b>	<b>128-321</b>	<b>.399</b>	<b>58-180</b>	<b>.322</b>	<b>31-52</b>	<b>.596</b>	<b>70</b>	<b>124</b>	<b>194</b>	<b>2.4</b>	<b>107-0</b>	<b>47</b>	<b>64</b>	<b>23</b>	<b>23</b>	<b>345</b>	<b>4.3</b>



**Season/Career Highs**

**Points**  
 Season 28 vs. UCSB, 11-19-04  
 Career 28 vs. UCSB, 11-19-04

**Rebounds**  
 Season 13 vs. CSUF, 12-21-04  
 13 vs. UCSB, 11-19-04  
 Career 15 vs. CSU, 2-23-04

**Assists**  
 Season 3 at UNLV, 1-15-05  
 3 vs. San Diego, 12-1-04  
 3 vs. UCSD, 11-27-04  
 Career 4 at Saint Mary's, 1-7-04

**Field Goals**  
 Season 8 - four times  
 Career 8 - five times

**Field Goals Attempted**  
 Season 20 vs. California, 12-11-04  
 Career 20 vs. California, 12-11-04

**Three-Point Field Goals**  
 Season 3 at UCSB, 12-4-04  
 Career 3 at UCSB, 12-4-04  
 3 vs. LBSU, 11-21-03

**Three-Point Field Goals Attempted**  
 Season 4 vs. California, 12-11-04  
 4 at UCSB, 12-4-04  
 Career 4 vs. California, 12-11-04  
 4 at UCSB, 12-4-04

**Free Throws**  
 Season 12 vs. UCSB, 11-19-04  
 Career 12 vs. UCSB, 11-19-04

**Free Throws Attempted**  
 Season 14 at LMU, 12-18-04  
 14 vs. Saint Mary's, 12-14-04  
 14 vs. Monmouth, 11-22-04  
 14 vs. UCSB, 11-19-04  
 Career 14 at LMU, 12-18-04  
 14 vs. Saint Mary's, 12-14-04  
 14 vs. Monmouth, 11-22-04  
 14 vs. UCSB, 11-19-04

**Steals**  
 Season 4 vs. UCSB, 11-19-04  
 Career 5 at UNM, 2-28-04

**Blocked Shots**  
 Season 3 vs. UCSD, 11-27-04  
 Career 3 vs. UCSD, 11-27-04

**Minutes Played**  
 Season 41 vs. UCSB, 11-19-04  
 Career 41 vs. UCSB, 11-19-04

# 42 • Marcus Slaughter

Forward • 6-8 • 223 • Sophomore • Riverside, Calif. (J.W. North High)



**National Rankings (as of 1/17):** 34th in rebounding  
**MWC Rankings (as of 1/18):** 2nd in offensive rebounding, 3rd in scoring, 3rd in rebounding, 6th in defensive rebounding, 7th in blocked shots, 8th in steals.

Not only one of the top players in the Mountain West Conference, but the entire West Coast... Third in the MWC in scoring and ranked among the league's top eight in six different categories... Ranks 50th nationally in rebounding... Only Aztec player to start every game this season... Has scored in double figures in 15 straight games (had not scored in double figures in three consecutive games prior to this streak) after scoring 10+ points in eight games all of last season... Has 11 consecutive games with 15 or more points... Had a streak of at least one three-point field goal in five straight games (broken against Saint Mary's (12-14-04))... Had seven or more rebounds in nine straight games (averaging 9.6 rpg during that stretch) broken against South Dakota State (1-3-05)... Has five double-doubles this season and seven in his career... Led the team in scoring eight times this season and nine times in his career... Led team in rebounding 11 times this season and 21 times in his career... Has 15 double-figure scoring games this season and 24 in his career... Has five double-figure rebound games this season and nine in his career... Started 32 consecutive games (last non-start was Dec. 31, 2003)... Has shot 14 free throws in a game four times this season... Attempting 8.3 free throws per game, which averaged out over a 28-game season would be 232 attempts... Already surpassed last season's free throw attempt total of 76... Eclipsed the 500 career-points mark with 17 points in Saturday's win at UNLV.

**Trends:** San Diego State is 3-1 this season when Slaughter shoots better than 50 percent from the field.

## 2004-05 Game-By-Game Statistics

Date	Opponent	S	MP	FG-FGA	3FG-FGA	FT-FTA	REB	PF	A	TO	BK	S	TP
N.19	UC Santa Barbara	S	41	8-16	0-2	12-14	13	5	1	5	0	4	28
N.22	Monmouth	S	35	4-6	0-0	10-14	7	2	0	4	2	2	18
N.27	UC San Diego	S	30	7-11	1-3	5-7	4	0	3	0	3	2	20
D.1	San Diego	S	35	4-9	1-3	3-5	12	4	3	4	2	0	12
D.4	at UC Santa Barbara	S	33	8-13	3-4	5-5	7	4	1	3	0	0	24
D.7	at Washington	S	36	8-13	1-2	4-9	7	3	1	4	2	2	21
D.11	California	S	39	8-20	1-4	1-2	9	3	1	2	1	2	18
D.14	Saint Mary's	S	35	3-6	0-1	9-14	8	3	0	3	0	3	15
D.18	at Loyola Marymount	S	40	6-16	0-1	9-14	9	4	2	4	2	1	21
D.21	Cal State Fullerton	S	39	6-15	0-2	3-9	13	4	0	7	2	0	15
D.28	at Iowa State	S	32	6-12	1-2	2-5	12	3	1	4	2	2	15
D.31	Providence	S	31	6-19	0-2	6-6	9	5	0	1	1	1	18
J.3	South Dakota State	S	28	5-10	0-0	5-6	5	3	1	6	1	1	15
J.8	at Brigham Young*	S	34	6-17	1-5	4-6	6	3	2	2	0	1	17
J.15	at UNLV*	S	36	7-16	0-4	3-4	12	1	3	2	1	0	17
J.22	Wyoming*												
J.24	Colorado State*												
J.29	at Air Force*												
J.31	at New Mexico*												
F.5	Utah*												
F.7	Brigham Young*												
F.12	UNLV*												
F.19	at Colorado State*												
F.21	at Wyoming*												
F.26	New Mexico*												
F.28	Air Force*												
M.5	at Utah*												
M.10-12	at Mountain West Conference Championships												

## ► Slaughter Career Statistics

Year	G-GS	Min.-Avg.	FG-FGA	Pct.	3P-3PA	Pct.	FT-FTA	Pct.	OR	DR	Reb	Avg.	PF-D	AT	TO	BS	ST	Pts.	Avg.
03-04	30-18	755-25.2	87-184	.473	8-24	.333	55-76	.724	84	120	204	6.8	67-2	22	36	17	34	237	7.9
04-05	15-15	525-35.0	92-199	.462	9-35	.257	81-120	.675	50	83	133	8.9	47-2	19	51	19	21	274	18.3
<b>Totals</b>	<b>45-33</b>	<b>1280-28.4</b>	<b>179-383</b>	<b>.467</b>	<b>17-59</b>	<b>.288</b>	<b>136-196</b>	<b>.694</b>	<b>134</b>	<b>203</b>	<b>337</b>	<b>7.5</b>	<b>114-4</b>	<b>41</b>	<b>87</b>	<b>36</b>	<b>55</b>	<b>511</b>	<b>11.4</b>

**Season/Career Highs****Points**

Career 7 vs. Providence, 12-31-04  
7 vs. Monmouth, 11-22-04

**Rebounds**

Career 13 vs. South Dakota State, 1-3-05

**Assists**

Career 2 vs. Providence, 12-31-04  
2 at Iowa State, 12-28-04

**Field Goals**

Career 3 vs. Monmouth, 11-22-04

**Field Goals Attempted**

Career 6 vs. Monmouth, 11-22-04

**Three-Point Field Goals**

Career

**Three-Point Field Goals****Attempted**

Career

**Free Throws**

Career 3 vs. South Dakota State, 1-3-05

**Free Throws Attempted**

Career 7 vs. South Dakota State, 1-3-05

**Steals**

Career 3 at Washington, 12-7-04

**Blocked Shots**

Career 3 vs. South Dakota State, 1-3-05

**Minutes Played**

Career 31 at Washington, 12-7-04

# 50 • Mohamed Camara

Center • 6-10 • 265 • Junior • Conakry, Guinea

(Moore (Ky.) High/Riverside (Calif.) College)



**MWC Rankings (as of 1/18):** 8th in offensive rebounding, 12th in rebounding, 15th in blocked shots

Played in all 15 games this season and has 12 starts to his credit... Has 28 rebounds, 13 points and five blocked shots in his last four games (84 minutes of playing time)... Had a career-high 13 rebounds in 28 minutes of action against Providence (12-31-04)... Also tied a career-high with seven points against the Friars... One of seven players to see action in all 15 games this season... Averages 9.3 rebounds per 40 minutes.

**Trends:** San Diego State is 4-0 this season when he shoots 50 percent or better from the floor... SDSU is 3-2 this season when he hits at least one free-throw

**2004-05 Game-By-Game Statistics**

Date	Opponent	S	MP	FG-FGA	3FG-FGA	FT-FTA	REB	PF	A	TO	BK	S	TP
N.19	UC Santa Barbara	S	14	0-0	0-0	0-0	5	2	0	0	1	0	0
N.22	Monmouth	S	23	3-6	0-0	1-1	8	2	0	1	0	0	7
N.27	UC San Diego	S	19	2-4	0-0	1-2	4	1	0	0	1	0	5
D.1	San Diego	S	31	2-2	0-0	0-0	5	3	1	1	1	2	4
D.4	at UC Santa Barbara	S	19	0-0	0-0	0-0	3	3	1	1	0	0	0
D.7	at Washington	S	31	1-3	0-0	0-0	7	1	0	0	2	3	2
D.11	California	S	26	3-9	0-0	0-0	7	1	0	2	0	1	6
D.14	Saint Mary's	S	21	1-4	0-0	0-2	1	5	1	2	0	2	2
D.18	at Loyola Marymount		3	0-0	0-0	1-2	1	0	0	0	0	0	1
D.21	Cal State Fullerton		20	1-3	0-0	1-2	5	2	0	1	2	1	3
D.28	at Iowa State		15	0-1	0-0	0-0	1	3	2	1	0	0	0
D.31	Providence	S	28	2-6	0-0	3-7	13	0	2	2	1	1	7
J.3	South Dakota State	S	22	2-5	0-0	0-0	5	2	0	0	3	0	4
J.8	at Brigham Young*	S	15	0-1	0-0	0-0	2	2	0	1	1	1	0
J.15	at UNLV*	S	19	1-2	0-0	0-2	8	1	0	1	0	1	2
J.22	Wyoming*												
J.24	Colorado State*												
J.29	at Air Force*												
J.31	at New Mexico*												
F.5	Utah*												
F.7	Brigham Young*												
F.12	UNLV*												
F.19	at Colorado State*												
F.21	at Wyoming*												
F.26	New Mexico*												
F.28	Air Force*												
M.5	at Utah*												
M.10-12	at Mountain West Conference Championships												

**► Camara Career Statistics**

Year	G-GS	Min.-Avg.	FG-FGA	Pct.	3P-3PA	Pct.	FT-FTA	Pct.	OR	DR	Reb	Avg.	PF-D	AT	TO	BS	ST	Pts.	Avg.
04-05	15-12	306-20.4	18-46	.391	0-0	.000	7-18	.389	34	41	75	5.0	28-1	7	13	12	12	43	2.9

# Last Time It Happened

## TEAM MISCELANEOUS

San Diego State played an overtime game .....Nov. 19, 2004, vs. UC Santa Barbara - ot-L, 72-80  
 San Diego State won an overtime game .....Mar. 19, 2003, vs. UC Santa Barbara - ot-W, 67-62  
 San Diego State played a double overtime game .....Jan. 24, 2004, at Colorado State - 2ot - L, 82-92  
 San Diego State played a triple overtime game .....Jan. 2, 2000, vs. Air Force - 3ot - L, 77-81  
 San Diego State played consecutive overtime games .....Jan. 22 and 26, 2002, vs. Wyoming - ot-L, 85-88 and vs. UNLV - ot-L, 79-80  
 San Diego State won a game in the final seconds .....Jan. 8, 2005, at Brigham Young, Chris Walton fadeaway 7-footer (:00.0) - W, 59-57  
 San Diego State lost a game in the final seconds .....Jan. 26, 2002, vs. UNLV, Louis Amundson made front end of two-shot foul (:02.4) - ot-L, 79-80

## TEAM SCORING

San Diego State scored 100 or more points .....Dec. 2, 1998, vs. Southern Cal College - W, 103-49  
 San Diego State scored 90 or more points .....Dec. 18, 2003, vs. Cal Poly - W, 90-71  
 San Diego State scored 80 or more points .....Jan. 15, 2005, at UNLV - W, 81-73  
 San Diego State scored less than 50 points .....Mar. 1, 2004, at Air Force - L, 49-61  
 An opponent scored 100 or more points .....Mar. 3, 2003, at Colorado State - L, 89-102  
 An opponent scored less than 50 points .....Nov. 21, 2003, vs. Long Beach State - W, 74-44  
 San Diego State scored 50 or more points in a half .....Nov. 27, 2004, vs. UC San Diego (51 in 2nd half) - W, 86-51  
 San Diego State scored 40 or more points in a half .....Jan. 15, 2005, at UNLV (42 in 2nd half) - W, 81-73  
 San Diego State won by 40 or more points .....Nov. 27, 2000, vs. UC San Diego - W, 98-53  
 San Diego State won by 30 or more points .....Nov. 27, 2004, vs. UC San Diego - W, 86-51  
 San Diego State won by 20 or more points .....Dec. 1, 2004, vs. San Diego - W, 83-63

## INDIVIDUAL SCORING

SDSU player had 50 or more points .....Feb. 20, 1986, Anthony Watson (54) vs. U.S. International - W, 138-93  
 SDSU player had 40 or more points .....Feb. 20, 1986, Anthony Watson (54) vs. U.S. International - W, 138-93  
 SDSU player had 35 or more points .....Jan. 15, 2005, Brandon Heath (37) at UNLV - W, 81-73  
 SDSU player had 30 or more points .....Jan. 15, 2005, Brandon Heath (37) at UNLV - W, 81-73  
 SDSU player made 10 or more field goals in a game .....Jan. 15, 2005, Brandon Heath (12) at UNLV - W, 81-73  
 SDSU player scored 20 or more points in a half .....Jan. 15, 2005, Brandon Heath (23 in 2nd half) at UNLV - W, 81-73

## MULTIPLE INDIVIDUAL SCORING

Three SDSU players had 20 points in same game .....Dec. 1, 2001, Tony Bland (22), Al Faux (21), Randy Holcomb (20) vs. CSU Northridge - W, 80-70  
 Two SDSU players had 20 points in same game .....Dec. 4, 2004, Marcus Slaughter (24), Brandon Heath (20) at UC Santa Barbara - W, 73-55  
 Five SDSU players scored in double figures in same game  
 .....Dec. 6, 2003, Wesley Stokes (18), Brandon Heath (12), Chris Manker (12), Aerick Sanders (12), Chris Walton (12) vs. UC San Diego - W, 76-51  
 Four SDSU players scored in double figures in same game  
 .....Jan. 15, 2005, Brandon Heath (37), Marcus Slaughter (17), Chris Manker (13) and Chris Walton (11) at UNLV - W, 81-73

## CONSECUTIVE INDIVIDUAL SCORING

SDSU player had consecutive 30-point games .....Jan. 27 and 30, 1986, Anthony Watson vs. Wyoming (30) and vs. Colorado State (31)  
 SDSU player had consecutive 20-point games .....Dec. 28 and Dec. 31, 2004, Brandon Heath at Iowa State (20) and vs. Providence (26)  
 SDSU player had consecutive 10-plus made free-throw games .....Nov. 19 and Nov. 22, 2004, Marcus Slaughter vs. UCSB (12) and vs. Monmouth (10)

## TEAM REBOUNDING

San Diego State had 45 or more rebounds .....Dec. 21, 2004, vs. Cal State Fullerton (45) - W, 63-60  
 San Diego State had 40 or more rebounds .....Dec. 21, 2004, vs. Cal State Fullerton (45) - W, 63-60  
 +20-Rebound Margin .....Nov. 22, 2004, vs. Monmouth (+21) - W 69-65  
 +15-Rebound Margin .....Nov. 22, 2004, vs. Monmouth (+21) - W 69-65  
 +10-Rebound Margin .....Dec. 1, 2004, vs. San Diego (+14) - W, 83-63

## INDIVIDUAL REBOUNDING

SDSU player had 20 or more rebounds .....Feb. 6, 1984, Michael Cage (21) vs. Wyoming - ot-L, 73-83  
 SDSU player had 15 or more rebounds .....Feb. 21, 2004, Aerick Sanders (16) vs. Wyoming - W, 74-66  
 SDSU player had 10 or more rebounds .....Jan. 15, 2005, Marcus Slaughter (12) at UNLV - W, 81-73

## DOUBLE-DOUBLES

SDSU player had a triple-double .....never  
 SDSU player had a double-double .....Jan. 15, 2005, Marcus Slaughter (17 points, 12 rebounds) at UNLV - W, 81-73  
 SDSU player had a point-assist double-double .....Jan. 2, 2000, Bradley Jackson (17 points, 11 assists) vs. High Point - W, 74-63  
 Two SDSU players had double-double in same game  
 .....Jan. 2, 2002, Randy Holcomb (22 points, 13 rebounds), Chris Walton (12 points, 10 rebounds) vs. IPFW - W, 90-72



# Last Time It Happened (cont.)

## Three SDSU players had double-double in same game

.....Dec. 7, 1982, Eddy Gordon (15 points, 11 rebounds), Keith Smith (14 points, 14 rebounds), Michael Cage (12 points, 11 rebounds) vs. Doane College - W, 100-88  
 SDSU player had three consecutive double-doubles  
 .....Jan. 17, 24 and 26, 2004, Aerick Sandes (23 points, 10 rebs.) vs. UNLV, (15 points, 16 rebs.) at Colorado State, (12 points, 11 rebs.) at Wyoming

## TEAM ASSISTS

San Diego State had 25 or more assists .....Dec. 1, 2001, vs. Cal State Northridge (26) - W, 80-70  
 San Diego State had 20 or more assists .....Nov. 27, 2004, vs. UC San Diego (23) - W, 86-51  
 San Diego State had 15 or more assists .....Jan. 8, 2005, at Brigham Young (17) - W, 59-57

## INDIVIDUAL ASSISTS

SDSU player had 15 or more assists .....Mar. 7, 1981, Tony Gwynn (16) vs. New Mexico - W, 92-84  
 SDSU player had 10 or more assists .....Mar. 1, 2001, Deandre Moore (11) vs. Wyoming - L, 62-69

## TEAM STEALS

San Diego State had 15 or more steals .....Nov. 27, 2004, vs. UC San Diego (15) - W, 86-51  
 San Diego State had 10 or more steals .....Jan. 3, 2005, vs. South Dakota State (10) - W, 64-49

## INDIVIDUAL STEALS

SDSU player had 9 or more steals .....Feb. 20, 1986, Tracy Dildy (9) vs. USIU - W, 138-93  
 SDSU player had 5 or more steals .....Feb. 28, 2004, Marcus Slaughter (5) vs. New Mexico - L, 60-72

## TEAM BLOCKS

San Diego State had 10 or more blocks .....Jan. 21, 2002, vs. Wyoming (11) - ot-L, 85-88  
 San Diego State had 5 or more blocks .....Jan. 3, 2005, vs. South Dakota State (9) - W, 64-49

## INDIVIDUAL BLOCKS

SDSU player had 5 or more blocks .....Jan. 6, 2004, Aerick Sanders (5) vs. Saint Mary's - L, 66-80  
 SDSU player had 3 or more blocks .....Jan. 3, 2005, Mohamed Camara (3) vs. South Dakota State - W, 64-49

## TEAM TURNOVERS

San Diego State had 10 or fewer turnovers .....Nov. 27, 2004, vs. UC San Diego (9) - W, 86-51  
 San Diego State forced 25 or more turnovers .....Nov. 27, 2004, vs. UC San Diego (27) - W, 86-51  
 San Diego State forced 20 or more turnovers .....Jan. 3, 2005, vs. South Dakota State (23) - W, 64-49

## INDIVIDUAL MINUTES

SDSU player played 50 or more minutes .....Jan. 20, 2000, Myron Epps (50) vs. Air Force - 3ot-L, 77-81  
 SDSU player played 45 or more minutes .....Feb. 9, 2004, Aerick Sanders (45) at Brigham Young - ot-L, 69-83  
 SDSU player played 40 or more minutes .....Dec. 18, 2004, Marcus Slaughter (40) at Loyola Marymount - L, 68-72

## TEAM THREE-POINTERS

San Diego State made 15 or more three-point shots .....Dec. 2, 2002, vs. UC San Diego (16) - W, 87-57  
 San Diego State made 10 or more three-point shots .....Dec. 4, 2004, vs. UC Santa Barbara (12) - W, 73-55

## INDIVIDUAL THREE-POINTERS

SDSU player made 9 or more three-point shots .....Dec. 27, 1986, Tony Ross (9) vs. Manhattan - W, 77-69  
 SDSU player made 5 or more three-point shots .....Nov. 24, 2004, Brandon Heath (5) vs. Ohio State - W, 83-61

## TEAM FREE THROWS

San Diego State had a 85 percent or higher free-throw percentage (min. 15 att.) .....Dec. 3, 2003, vs. San Diego (87.5 percent - 14-16) - W, 66-63  
 San Diego State had a 80 percent or higher free-throw percentage (min. 15 att.) .....Jan. 15, 2005, at UNLV (80.0 percent 20-25) - W, 81-73  
 San Diego State attempted 40 or more free-throws .....Mar. 1, 2003, vs. Wyoming (42) - W, 86-73  
 San Diego State attempted 30 or more free-throws .....Dec. 18, 2004, at Loyola Marymount (38) - L, 68-72

## INDIVIDUAL FREE THROWS

SDSU player made 10 or more free-throws in a game .....Jan. 15, 2005, Brandon Heath (12-12) at UNLV - W, 81-73  
 SDSU player made 100 percent free-throw percentage (min. 10 att.) .....Jan. 15, 2005, Brandon Heath (12-12) at UNLV - W, 81-73

## TEAM SHOOTING PERCENTAGE

SDSU made 60 percent or better from the field .....Dec. 4, 2004, at UC Santa Barbara (60.0 percent - 27-45) - W, 73-55  
 SDSU made 55 percent or better from the field .....Dec. 4, 2004, at UC Santa Barbara (60.0 percent - 27-45) - W, 73-55  
 SDSU had consecutive 50% or better games ...Dec.1 and Dec. 4, 2004, vs. San Diego (53.6 percent - 30-56) and at UC Santa Barbara (60 percent - 27-45)

# SDSU Single-Season Records

## Points

Rk	DI	Name	Points	Yr.
1.	1.	Michael Cage (Sr.)	686	84
2.	2.	Anthony Watson (Sr.)	630	86
3.	-	Bob Brady (Jr.)	585	53
4.	3.	•Randy Holcomb (Sr.)	558	02
5.	4.	Michael Cage (Jr.)	547	83
6.	5.	Anthony Watson (Jr.)	544	85
7.	6.	Kim Goetz (Sr.)	532	79
8.	-	Tony Pinkins (Sr.)	529	57
9.	-	Bernie Finlay (Sr.)	522	60
9.	-	Tony Pinkins (Jr.)	522	56
11.	7.	Shawn Jamison (Jr.)	520	90
11.	7.	Steve Copp (Sr.)	520	76
13.	9.	•Tony Bland (Jr.)	519	02
10.	•Al Faux (Sr.)	494	02	
10.	Marty Dow (Sr.)	494	91	
12.	Tony Bland (Sr.)	493	03	
13.	•Aerick Sanders (Sr.)	482	04	
14.	Will Connelly (Jr.)	481	76	
15.	Will Connelly (So.)	479	75	
16.	Jason Richey (Jr.)	474	97	
17.	Kim Goetz (Jr.)	473	78	
18.	Steve Malovic (Sr.)	471	79	
19.	Zach Jones (Jr.)	462	81	
20.	Tony Ross (So.)	461	88	
21.	Tony Ross (Fr.)	455	87	
22.	Leonard Allen (Sr.)	453	85	
23.	Chris McCurray (Jr.)	452	72	
24.	Jimmy Harris (Sr.)	446	72	
25.	•Randy Holcomb (Jr.)	444	01	
---				
nr.	•	Marcus Slaughter (So.)	274	05
nr.	•	Brandon Heath (So.)	274	05

## Scoring Average

Rk	DI	Name (Class)	PPG	Yr.
1.	1.	Michael Cage (Sr.)	24.5	84
2.	2.	Anthony Watson (Sr.)	22.5	86
3.	-	Bob Brady (Jr.)	20.9	53
4.	3.	Kim Goetz (Sr.)	20.5	79
5.	-	Bernie Finlay (Sr.)	20.1	60
6.	-	Tony Pinkins (Sr.)	19.6	57
7.	4.	Michael Cage (Jr.)	19.5	83
8.	-	Bob Brady (Sr.)	18.7	54
9.	-	Von Jacobsen (So.)	18.4	69
10.	5.	Marcus Slaughter (So.)	18.3	05
10.	5.	Brandon Heath (So.)	18.3	05
10.	5.	Carlus Groves (Sr.)	18.3	94
13.	-	Tony Pinkins (Jr.)	18.0	56
8.	Steve Copp (Sr.)	17.9	76	
9.	Will Connelly (So.)	17.7	75	
10.	Jason Richey (Jr.)	17.6	97	
11.	Anthony Watson (Jr.)	17.5	85	
12.	Steve Malovic (Sr.)	17.44	79	
13.	Jason Richey (Sr.)	17.36	98	
14.	Zach Jones (Jr.)	17.1	81	
15.	•Al Faux (Sr.)	17.0	02	
15.	Marty Dow (Sr.)	17.0	91	
17.	•Randy Holcomb (Sr.)	16.91	02	
18.	Kim Goetz (Jr.)	16.89	78	
19.	Shawn Jamison (Jr.)	16.8	90	
20.	Will Connelly (Jr.)	16.6	76	
21.	•Tony Bland (Sr.)	16.4	03	
22.	Tony Ross (Fr.)	16.3	87	
23.	Chris McCurray (Jr.)	16.14	72	
24.	•Aerick Sanders (Sr.)	16.07	04	
25.	Jimmy Harris (Sr.)	15.93	72	
26.	Tony Ross (So.)	15.90	88	
27.	•Randy Holcomb (Jr.)	15.86	01	

## Rebounds

Rk	DI	Name (Class)	Rebounds	Yr.
1.	-	Al Skalecky (Jr.)	394	67
2.	-	Al Skalecky (So.)	356	66
3.	1.	Michael Cage (Fr.)	355	81
4.	2.	Michael Cage (Jr.)	354	83
5.	3.	Michael Cage (Sr.)	352	84
6.	4.	Chris McMurray (Jr.)	350	72
7.	-	Tony Pinkins (Jr.)	346	56
8.	-	Al Skalecky (Sr.)	340	68
9.	5.	•Randy Holcomb (Sr.)	296	02
10.	6.	•Aerick Sanders (Sr.)	295	04
11.	-	Eric Martensen (Jr.)	278	69
12.	-	Larry Meek (So.)	277	63
7.	Marty Dow (Sr.)	274	91	
8.	Steve Malovic (Sr.)	265	79	
9.	Will Connelly (Jr.)	258	76	
10.	Joel Kramer (Jr.)	257	77	
11.	Michael Cage (So.)	256	82	
12.	Joel Kramer (Sr.)	255	78	
13.	Leonard Allen (Sr.)	252	85	
14.	Steve Copp (Sr.)	248	76	
14.	Will Connelly (So.)	248	75	
16.	Steve Copp (Jr.)	247	75	
17.	Eddy Gordon (Fr.)	239	80	
18.	Joe McNaull (Jr.)	238	93	
19.	Gerald Murray (Jr.)	238	87	
20.	Roy Kruiwysyk (Sr.)	235	98	
20.	Larry Jones (Jr.)	235	72	
22.	Mitch McMullen (Sr.)	230	89	
23.	Rodney Hawkins (Sr.)	229	88	
24.	•Aerick Sanders (Jr.)	228	03	
25.	Gary Schneider (Sr.)	220	71	
---				
nr.	•	Marcus Slaughter (So.)	132	05

## Rebound Average

Rk	DI	Name (Class)	RPG	Year
1.	-	Al Skalecky (So.)	13.7	66
2.	-	Al Skalecky (Jr.)	13.6	67
3.	1.	Michael Cage (Fr.)	13.1	81
4.	2.	Michael Cage (Jr.)	12.64	83
5.	-	Al Skalecky (Sr.)	12.59	68
6.	3.	Michael Cage (Sr.)	12.57	84
7.	4.	Chris McMurray (Jr.)	12.50	72
8.	-	Tony Pinkins (Jr.)	11.9	56
9.	-	Larry Meek (Sr.)	10.68	65
10.	-	Larry Meek (So.)	10.65	63
5.	Chris McMurray (Sr.)	10.1	73	
6.	•Aerick Sanders (Sr.)	9.83	04	
7.	Steve Malovic (Sr.)	9.81	79	
8.	Marty Dow (Sr.)	9.4	91	
9.	Will Connelly (So.)	9.19	75	
10.	Joel Kramer (Jr.)	9.18	77	
11.	Steve Copp (Jr.)	9.15	75	
12.	Joel Kramer (Sr.)	9.11	78	
13.	•Randy Holcomb (Sr.)	9.0	02	
14.	•Marcus Slaughter (So.)	8.9	05	
	Will Connelly (Jr.)	8.90	76	
16.	Eddy Gordon (Fr.)	8.85	80	
17.	Michael Cage (So.)	8.83	82	
18.	Gary Schneider (Sr.)	8.80	71	
19.	Larry Jones (Jr.)	8.7	72	
20.	Steve Copp (Sr.)	8.6	76	
21.	Steffond Johnson (Sr.)	8.41	86	
22.	Roy Kruiwysyk (Sr.)	8.39	98	
23.	Joe McNaull (Jr.)	8.2	93	
24.	Leonard Allen (Sr.)	8.1	85	
25.	Gerald Murray (Jr.)	7.933	87	
26.	Mitch McMullen (Sr.)	7.931	89	

## Assists

<i>in existence since 1972-73 season</i>				
Rk	DI	Name (Class)	Assists	Yr.
1.		Tony Gwynn (Jr.)	221	80
2.		Keith Smith (Jr.)	212	82
3.		Dean Decker (Sr.)	176	78
4.		•Wesley Stokes (Jr.)	175	04
5.		Creon Dorsey (Jr.)	171	85
6.		Tony Gwynn (Sr.)	164	81
7.		Ray Leary (Sr.)	163	76
8.		Tony Gwynn (So.)	153	79
9.		Raymond King (Fr.)	150	96
10.		Bryan Williams (Jr.)	148	88
11.		Arthur Massey (Sr.)	139	91
12.		Keith Smith (Sr.)	137	83
13.		Jeff Konek (Jr.)	132	84
14.		Dean Decker (Jr.)	131	77
15.		Michael Best (Sr.)	125	90
16.		•Deandre Moore (So.)	124	03
16.		•Deandre Moore (Sr.)	122	01
17.		Chad Nelson (Jr.)	122	96
19.		Mike Dodd (Sr.)	121	79
20.		Mike Delsman (Fr.)	120	74
21.		Mike Delsman (Sr.)	118	77
22.		Virgil Smith (Jr.)	113	92
22.		Michael Best (Jr.)	113	89
24.		•Tony Bland (Jr.)	112	02
25.		Matt Watts (Jr.)	106	98
25.		Jason Richey (Jr.)	106	97
25.		Mike Dodd (Jr.)	106	78
---				
nr.	•	Brandon Heath (So.)	59	05

## Assist Average

<i>in existence since 1972-73 season</i>				
Rk	DI	Name (Class)	APG	Year
1.		Tony Gwynn (Jr.)	8.2	80
2.		Keith Smith (Jr.)	7.3	82
3.		Tony Gwynn (Sr.)	6.31	81
4.		Dean Decker (Sr.)	6.28	78
5.		•Wesley Stokes (Jr.)	5.8	04
6.		Keith Smith (Sr.)	5.71	83
7.		Tony Gwynn (So.)	5.67	79
8.		Ray Leary (Sr.)	5.6	76
9.		Creon Dorsey (Jr.)	5.5	85
10.		Bryan Williams (Jr.)	5.8	88

## Field Goals

Rk	DI	Name (Class)	FG	Yr.
1.	1.	Michael Cage (Sr.)	250	84
2.	2.	Anthony Watson (Sr.)	246	86
3.	3.	Kim Goetz (Sr.)	229	79
4.	4.	Anthony Watson (Jr.)	222	85
5.	5.	•Randy Holcomb (Sr.)	220	02
6.	6.	Marty Dow (Sr.)	207	91
6.	6.	Steve Copp (Sr.)	207	76
8.	8.	Kim Goetz (Jr.)	206	78
9.	9.	Shawn Jamison (Jr.)	203	90
10.	10.	•Aerick Sanders (Sr.)	200	04
11.	11.	Will Connelly (So.)	196	75
12.	12.	Steve Malovic (Sr.)	192	79
13.		Michael Cage (Jr.)	191	83
14.		Will Connelly (Jr.)	187	76
15.		•Tony Bland (Jr.)	185	02
16.		Zach Jones (Jr.)	183	81
17.		•Tony Bland (Sr.)	180	03
18.		Jimmy Harris (Sr.)	179	72
19.		Chris McMurray (Jr.)	177	72
20.		Brian Frishman (Sr.)	173	77
21.		•Al Faux (Sr.)	171	02
22.		•Randy Holcomb (Jr.)	163	01
23.		Jimmy Wilkins (Sr.)	163	72
24.		•Mike Mackell (Sr.)	162	03

25.		Mike Dodd (Jr.)	161	78
---				
nr.	•	Brandon Heath (So.)	95	05
nr.	•	Marcus Slaughter (So.)	92	05

## Field Goal Attempts

DI	Name (Class)	FGA	Yr.	
1.	Anthony Watson (Sr.)	520	86	
2.	Anthony Watson (Jr.)	475	85	
3.	Kim Goetz (Sr.)	451	79	
4.	Michael Cage (Sr.)	445	84	
5.	Chris McMurray (Jr.)	428	72	
6.	•Randy Holcomb (Sr.)	426	02	
7.	Steve Copp (Sr.)	417	76	
8.	•Tony Bland (Jr.)	416	02	
9.	Jimmy Harris (Sr.)	413	72	
10.	Will Connelly (So.)	410	75	
11.	Kim Goetz (Jr.)	401	78	
12.	Will Connelly (Jr.)	397	76	
13.	•Tony Bland (Sr.)	392	03	
14.	Zach Jones (Jr.)	387	81	
15.	•Randy Holcomb (Jr.)	386	01	
16.	Matt Watts (Jr.)	381	98	
17.	Brian Fishman (Sr.)	379	77	
18.	•Brandon Heath (Fr.)	368	04	
19.	Marc Carter (Sr.)	366	95	
20.	•Al Faux (Sr.)	364	02	
20.	Jason Richey (Jr.)	364	97	
20.	Tony Ross (Fr.)	364	87	
23.	Marty Dow (Sr.)	362	91	
24.	•Aerick Sanders (Sr.)	361	04	
24.	Shawn Jamison (Jr.)	361	90	
---				
nr.	•	Brandon Heath (So.)	222	05
nr.	•	Marcus Slaughter (So.)	199	05

## Field Goal Percentage

<i>min. 5 FGA per game</i>				
Rk	DI	Name (Class)	Pct.	Yr.
1.	-	Danny Newport (Fr.)	79.9	54
2.	1.	Leon Carter (Sr.)	60.5	96
3.	2.	Leonard Allen (Sr.)	60.1	85
4.	3.	Kevin Betts (Sr.)	59.8	98
5.	4.	Mitch McMullen (Sr.)	58.0	89
6.	5.	Joe McNaull (So.)	57.9	92
7.	6.	Von Jacobsen (Sr.)	57.3	71
8.	7.	Marty Dow (Sr.)	57.2	91
9.	8.	Michael Cage (Jr.)	57.0	83
10.	9.	Kevin Betts (Jr.)	56.9	97
11.	10.	Shawn Jamison (Jr.)	56.23	90
12.	11.	Leonard Allen (So.)	56.20	83
12.	12.	Michael Cage (Sr.)	56.18	84
13.		Steve Malovic (Jr.)	56.0	78
14.		Michael Kennedy (Sr.)	55.93	85
15.		Leonard Allen (Jr.)	55.88	84
16.		Roy Kruiwysyk (Sr.)	55.84	98
17.		Michael Cage (Fr.)	55.83	81
18.		•Aerick Sanders (Sr.)	55.4	04
19.		•Myron Epps (Jr.)	54.88	01
20.		Steve Malovic (Sr.)	54.86	79
21.		Rodney Hawkins (Sr.)	54.80	88
22.		Mike Dodd (Jr.)	54.76	78
23.		•Mike Mackell (Sr.)	54.5	03
24.		Mitch McMullen (Jr.)	54.2	88
25.		Gerald Murray (Jr.)	53.8	87

## Three-Point Field Goals

<i>in existence since 1986-87 season</i>				
Rk	Name (Class)	3FGs	Yr.	
1.	Tony Ross (Fr.)	104	87	
2.	Tony Ross (So.)	100	88	
3.	Jason Richey (Sr.)	72	98	
4.	•Al Faux (Sr.)	66	02	

# SDSU Single-Season Records (cont.)

5.	Tony Ross (Jr.)	66	89
6.	Jason Richey (Jr.)	64	97
7.	Michael Best (Sr.)	56	90
8.	Josko Visnjic (Jr.)	55	98
9.	Michael Best (Jr.)	51	89
10.	Derric Croft (Jr.)	49	94
11.	•Brandon Heath (Fr.)	48	04
12.	•Steve Sir (Fr.)	46	03
13.	Tony Clark (So.)	42	92
14.	•Wesley Stokes (Jr.)	41	04
14.	•Deandre Moore (Sr.)	41	03
16.	•Al Faux (Jr.)	40	01
16.	Chad Nelson (Jr.)	40	96
16.	Darryl Gaines (So.)	40	87
19.	David Abramowitz (So.)	39	00
19.	Arthur Massey (Sr.)	39	91
19.	Josh Lowery (So.)	39	87
22.	•Karlo Kovacic (Jr.)	38	01
23.	Paul Jarrett (Sr.)	37	96
24.	Matt Watts (Jr.)	35	98
25.	Donte Wilson (Jr.)	34	99
25.	Chad Nelson (Sr.)	34	97
---			
nr.	•Brandon Heath (So.)	25	05
nr.	•John Sharper (Jr.)	22	05

## Three-Point Field Goal Att.

<i>in existence since 1986-87 season</i>			
Rk	Name (Class)	3FGA	Yr.
1.	Tony Ross (Fr.)	223	87
2.	Tony Ross (So.)	213	88
3.	Jason Richey (Sr.)	202	98
4.	Josko Visnjic (Jr.)	179	98
4.	Jason Richey (Jr.)	179	97
6.	Michael Best (Sr.)	173	90
7.	•Al Faux (Sr.)	161	02
8.	•Brandon Heath (Fr.)	160	04
9.	Tony Ross (Jr.)	153	89
10.	Derric Croft (Jr.)	152	94
11.	•Wesley Stokes (Jr.)	138	04
12.	Arthur Massey (Sr.)	135	91
13.	Matt Watts (Jr.)	134	98
14.	Josh Lowery (So.)	133	87
15.	Tony Clark (So.)	119	92
15.	Michael Best (Jr.)	119	89
17.	•David Abramowitz (So.)	115	00
18.	Darryl Gaines (So.)	115	87
19.	•Steve Sir (Fr.)	114	03
20.	Chad Nelson (Jr.)	112	96
21.	Donte Wilson (Jr.)	109	99
22.	•Deandre Moore (Sr.)	107	03
23.	•Karlo Kovacic (Jr.)	104	01
24.	Matt Watts (Sr.)	103	99
24.	Chad Nelson (Sr.)	103	97
24.	Berry Randle (Jr.)	103	95
---			
nr.	•Brandon Heath (So.)	76	05

## Three-Point Field Goal Pct.

<i>min 20 3FGs; in existence since 1986-87 season</i>			
Rk	Name (Class)	Pct.	Yr.
1.	Jason Hamilton (Fr.)	50.0	93
2.	Tony Ross (So.)	46.9	88
3.	Chad Nelson (Fr.)	46.7	94
4.	Tony Ross (Fr.)	46.6	87
5.	Tony Ross (Jr.)	43.1	89
6.	Michael Best (Jr.)	42.9	89
7.	•Al Faux (Jr.)	42.1	01
8.	•Al Faux (Sr.)	41.0	02
9.	Brady Trenkle (So.)	40.8	97
10.	•Steve Sir (Fr.)	40.4	03
11.	•John Sharper (So.)	40.0	04
12.	•Deandre Moore (Jr.)	39.0	02
13.	Paul Jarrett (Sr.)	36.63	96

14.	•John Sharper (Jr.)	37.3	05
15.	•David Abramowitz (Jr.)	36.59	01
16.	•Karlo Kovacic (Jr.)	36.5	01
17.	Chris Walters (Sr.)	35.82	94
18.	•Tony Bland (Jr.)	35.80	02
19.	Jason Richey (Jr.)	35.75	97
20.	•Chris Manker (Jr.)	35.7	04
21.	Chad Nelson (Jr.)	35.7	96
22.	Jason Richey (Sr.)	35.6	98
23.	Tony Clark (So.)	35.3	92
24.	Chad Nelson (So.)	35.1	95
25.	Berry Randle (Sr.)	35.0	96
26.	•Chris Walton (Jr.)	34.8	04
27.	•Tommy Johnson (So.)	34.8	03

## Free Throws

Rk	DI	Name (Class)	FT	Yr.
1.	-	Bob Brady (Jr.)	213	53
2.	1.	Michael Cage (Sr.)	186	84
2.	-	Bernie Finlay (Sr.)	186	60
4.	-	Tony Pinkins (So.)	170	55
5.	2.	Michael Cage (Jr.)	165	83
5.	-	Tony Pinkins (Sr.)	165	57
7.	-	Tony Pinkins (Jr.)	150	56
8.	-	Bob Brady (Sr.)	145	54
9.	3.	Chad Nelson (Sr.)	142	97
10.	4.	Anthony Watson (Sr.)	138	86
5.	5.	Leonard Allen (Sr.)	137	85
6.	6.	John Martens (Sr.)	130	86
7.	7.	Jason Richey (Jr.)	122	97
7.	7.	Chad Nelson (So.)	122	95
9.	•	Tony Bland (Jr.)	120	02
10.		Shawn Jamison (Jr.)	114	90
11.	•	Tony Bland (Sr.)	113	03
12.	•	Mike Mackell (Sr.)	108	03
13.		Courtie Miller (Jr.)	107	93
13.		Will Connelly (Jr.)	107	76
15.	•	Randy Holcomb (Sr.)	106	02
15.		Steve Copp (Sr.)	106	76
17.	•	Myron Epps (So.)	104	00
17.		Mitch McMullen (Sr.)	104	89
19.		Mitch McMullen (Jr.)	103	88
20.		Kevin Betts (Sr.)	102	98
21.		Jeff Pete (Jr.)	101	72
22.		Anthony Watson (Jr.)	100	85
23.		Keith Smith (Jr.)	100	82
24.	•	Randy Holcomb (Jr.)	99	01
25.		Leon Carter	98	96
25.		Chris McMurray	98	72
---				
nr.	•	Marcus Slaughter (So.)	81	05

## Free Throw Attempts

DI	Name (Class)	FTA	Yr.
1.	Michael Cage (Sr.)	251	84
2.	Shawn Jamison (Jr.)	232	90
3.	Michael Cage (Jr.)	221	83
4.	Leonard Allen (Sr.)	204	85
5.	John Martens (Sr.)	183	86
6.	Anthony Watson (Sr.)	182	86
7.	Mitch McMullen (Jr.)	181	88
8.	Mitch McMullen (Sr.)	175	89
9.	•Myron Epps (So.)	172	00
10.	•Tony Bland (Sr.)	171	03
11.	•Tony Bland (Jr.)	169	04
12.	•Randy Holcomb (Sr.)	167	02
13.	Chad Nelson (Sr.)	166	97
14.	•Mike Mackell (Sr.)	164	03
15.	Steve Copp (Sr.)	160	76
16.	Jason Richey (Jr.)	159	97
17.	Will Connelly (So.)	159	75
18.	Chad Nelson (So.)	157	95
19.	Will Connelly (Jr.)	153	76
20.	Jeff Pete (Jr.)	149	72

21.	Keith Smith (Jr.)	148	82
22.	Myron Epps (So.)	147	99
23.	•Randy Holcomb (Jr.)	145	01
24.	Roy Kruiwyk (Sr.)	140	98
24.	Carlus Groves (Sr.)	140	94

nr.	•Marcus Slaughter (So.)	120	05
-----	-------------------------	-----	----

## Free Throw Percentage

<i>min. 3 FTA per game</i>			
Rk	DI	Name (Class)	Pct. Yr.
1.	1.	Kim Goetz (Sr.)	90.2 79
2.	2.	•Brandon Heath (So.)	86.8 05
3.	3.	Jason Richey (Sr.)	85.7 98
4.	4.	Chad Nelson (Sr.)	85.5 97
5.	5.	Gary Schneider (Sr.)	85.2 71
6.	6.	Steve Malovic (Sr.)	83.7 79
7.	-	Mike Spilger (Sr.)	83.3 70
8.	-	Bob Brady (Sr.)	83.3 54
9.	-	Bernie Finlay (So.)	82.6 59
10.	7.	Courtie Miller (Jr.)	81.7 93
11.	8.	Mark Delsman (Sr.)	81.3 77
9.	9.	Courtie Miller (Sr.)	81.1 94
9.	9.	Steve Malovic (Jr.)	81.1 78
9.	9.	Steve Malovic (Sr.)	81.1 78
11.	11.	Chad Nelson (Jr.)	79.8 96
12.		Tony Gwynn (Jr.)	79.0 80
13.		Jimmy Wilkins (Jr.)	78.5 71
14.		Chris McMurray (Jr.)	78.4 72
15.		Anthony Watson (Jr.)	78.1 85
16.		Pete Geoff (Sr.)	78.1 73
17.		Joel Krammer (Sr.)	77.9 78
18.		Leon Carter (Sr.)	77.8 96
19.		Chad Nelson (So.)	77.7 95
20.		Jeff Pete (So.)	77.7 71
21.		Arthur Massey (Sr.)	77.5 91
22.		Jimmy Harris (Sr.)	77.2 72
23.		Jason Richey (Jr.)	76.7 97
24.		Marty Dow (Jr.)	76.0 90
25.		Anthony Watson (Sr.)	75.8 86

## Blocks

<i>in existence since 1978-79 season</i>			
Rk	Name (Class)	Blocks	Yr.
1.	Leonard Allen (Sr.)	82	85
2.	Michael Cage (Sr.)	47	84
3.	Marty Dow (Sr.)	46	91
3.	Leonard Allen (Jr.)	46	84
5.	Leonard Allen (Fr.)	45	82
6.	Eddy Gordon (Fr.)	43	80
7.	Joe McNaull (Jr.)	41	93
7.	Joe McNaull (So.)	41	92
9.	Leonard Allen (So.)	41	83
10.	•Aerick Sanders (Sr.)	36	04
---			
nr.	•Marcus Slaughter (So.)	19	05

## Steals

<i>in existence since 1978-79 season</i>			
Rk	Name (Class)	Steals	Yr.
1.	Anthony Watson (Jr.)	74	85
2.	Matt Watts (Sr.)	65	99
2.	Michael Best (Sr.)	65	90
4.	Raymond King (Fr.)	63	96
4.	Creon Dorsey (Jr.)	63	85
6.	Matt Watts (Jr.)	61	98
6.	Michael Best (Jr.)	61	89
8.	Tony Gwynn (So.)	59	79
9.	Chad Nelson (Sr.)	58	97
10.	Jason Hamilton (Fr.)	55	93
10.	Anthony Watson (Sr.)	55	86
---			

nr.	Brandon Heath (So.)	32	05
nr.	Marcus Slaughter (So.)	21	05

## Minutes Played

<i>since 1978-79 season</i>			
Rk	Name (Class)	Min.	Yr.
1.	•Tony Bland (Jr.)	1,140	02
2.	Michael Cage (Sr.)	1,085	84
3.	Shawn Jamison (Jr.)	1,082	90
4.	Michael Cage (So.)	1,076	82
5.	Michael Cage (Jr.)	1,070	83
6.	•Randy Holcomb (Sr.)	1,067	02
7.	Chad Nelson (So.)	1,044	95
8.	•Tony Bland (Sr.)	1,042	03
9.	Michael Cage (Fr.)	1,031	81
10.	Marty Dow (Sr.)	1,030	91
11.	•Aerick Sanders (Sr.)	1,025	04
12.	Chad Nelson (Jr.)	1,019	96
13.	Rodney Hawkins (Sr.)	1,017	88
14.	Raymond King (Fr.)	1,016	96
15.	•Wesley Stokes (Jr.)	1,014	04
16.	Bryan Williams (Jr.)	1,000	88
16.	Leonard Allen (Sr.)	1,000	85
18.	Matt Watts (Jr.)	997	98
19.	Roy Kruiwyk (Sr.)	993	98
20.	Tony Ross (So.)	987	88
21.	Arthur Massey (Sr.)	974	91
22.	Derric Croft (Jr.)	971	94
22.	Anthony Watson (Jr.)	971	85
24.	Anthony Watson (Sr.)	965	86
25.	Steve Malovic (Jr.)	958	79
---			
nr.	•Marcus Slaughter (So.)	524	05
nr.	•Brandon Heath (So.)	498	05

## Efficiency Average

<i>since 1978-79 season</i>			
Rk	Name (Class)	EPG	Yr.
1.	Michael Cage (Sr.)	29.29	84
2.	Michael Cage (Jr.)	25.61	83
3.	Steve Malovic (Sr.)	22.96	79
4.	•Aerick Sanders (Sr.)	21.13	04
5.	Marty Dow (Sr.)	20.31	91
6.	Michael Cage (Fr.)	19.89	81
7.	Leonard Allen (Sr.)	18.84	85
8.	Anthony Watson (Sr.)	18.82	86
9.	•Marcus Slaughter (So.)	18.23	05
10.	Kim Goetz (Sr.)	18.23	79
11.	•Randy Holcomb (Sr.)	17.70	02
12.	Leon Carter (Sr.)	17.38	96
13.	Rodney Hawkins (Sr.)	17.34	88
14.	Eddy Gordon (Fr.)	16.78	80
15.	Joe McNaull (So.)	15.93	92
16.	Michael Cage (So.)	15.86	82
17.	Carlus Groves (Sr.)	15.68	94
18.	Mitch McMullen (Sr.)	15.52	89
19.	Arthur Massey (Sr.)	15.46	91
20.	Paul Jarrett (Sr.)	15.31	96
21.	Jason Richey (Jr.)	15.11	97
22.	•Brandon Heath (So.)	15.08	05
23.	Anthony Watson (Jr.)	15.00	85
24.	Chad Nelson (Sr.)	14.85	97
25.	Tony Gwynn (Jr.)	14.52	80
26.	Kevin Betts (Sr.)	14.32	98
27.	Shawn Jamison (Jr.)	14.23	90



# SDSU Career Records

## Points

Rk	DI	Name, Years	Points
1.	1.	Michael Cage, 81-82-83-84	1,846
2.	2.	Anthony Watson, 83-84-85-86	1,735
3.	-	Tony Pinkins, 55-56-57	1,475
4.	-	Bob Brady, 52-53-54	1,389
5.	3.	Steve Copp, 73-74-75-76	1,307
6.	-	Al Skalecky, 66-67-68	1,271
7.	4.	Tony Ross, 87-88-89	1,259
8.	5.	Chad Nelson, 94-95-96-97	1,225
9.	6.	Will Connelly, 75-76-77	1,188
9.	-	Von Jacobsen, 69-70-71	1,188
11.	-	Bernie Finlay, 58-59-60	1,110
12.	7.	•Myron Epps, 99-00-01-02	1,090
13.	8.	Eddie Morris, 80-81-82-83	1,089
14.	-	Danny Newport, 54-55-56	1,048
15.	-	Milton Phelps, 39-40-41	1,043
16.	-	Dave Miller, 66-67-68	1,034
17.	9.	Leonard Allen, 82-83-84-85	1,019
18.	10.	•Tony Bland, 02-03	1,012
19.	11.	Kim Goetz, 78-79	1,005
20.	12.	•Randy Holcomb, 01-02	1,002
13.	Joel Kramer, 74-76-77-78	949	
14.	Mike Dodd, 76-77-78-79	928	
15.	Tony Gwynn, 78-79-80-81	925	
16.	Jason Richey, 97-98	908	
17.	Courtie Miller, 90-91-92-93-94	891	
18.	Joe McNaull, 91-92-93	843	
19.	Steve Malovic, 78-79	838	
20.	Eddy Gordon, 80-81-82-83	807	
21.	•Aerick Sanders, 01-02-03-04	806	
22.	Jimmy Harris, 71-72	800	
23.	Mitch McMullen, 88-89	799	
24.	Zach Jones, 81-82	794	
25.	•Al Faux, 01-02	794	
---			
nr.	•Brandon Heath, 04-05	687	
nr.	•Marcus Slaughter, 04-05	511	
nr.	•Chris Walton, 01-02-04-05	479	

## Scoring Average

<i>min. 600 points</i>			
Rk	DI	Name, Years	PPG
1.	-	Bob Brady, 52-53-54	18.8
2.	1.	Kim Goetz, 78-79	18.6
3.	-	Tony Pinkins, 55-56-57	18.1
4.	2.	Jason Richey, 97-98	17.5
5.	3.	Michael Cage, 81-82-83-84	16.5
6.	4.	•Randy Holcomb, 01-02	16.4
7.	5.	•Tony Bland, 02-03	16.1
8.	6.	Anthony Watson, 83-84-85-86	15.8
9.	-	Al Skalecky, 66-67-68	15.5
10.	-	Von Jacobsen, 69-70-71	15.4
11.	7.	•Brandon Heath, 04-05	15.3
12.	8.	Chris McMurray, 72-73	15.238
13.	9.	Steve Malovic, 78-79	15.236
13.	-	Bernie Finlay, 58-59-60	15.205
15.	-	Dick Maureau, 61-62	15.1
16.	10.	Marty Dow, 90-91	14.9
17.	11.	Jimmy Harris, 71-72	14.814
18.	12.	Tony Ross, 87-88-89	14.812
19.	13.	Zack Jones, 81-82	14.7
20.	14.	Will Connelly, 75-76-77	14.5
21.	-	Bob Lundgren, 67-68	14.3
22.	15.	Steve Copp, 73-74-75-76	14.1
16.	•Al Faux, 01-02	13.84	
17.	Mitch McMullen, 88-89	13.78	
18.	Matt Watts, 98-99	13.7	
19.	Marc Carter, 94-95	12.70	
20.	Presnell Gilbert, 77-78-79	12.68	
21.	Jimmy Wilkins, 71-72	12.6	

## Rebounds

Rk	DI	Name, Years	Rebounds
1.	1.	Michael Cage, 81-82-83-84	1,317
2.	-	Al Skalecky, 66-67-68	1,090
3.	-	Larry Meek, 63-64-65	764
4.	2.	Steve Copp, 73-74-75-76	737
5.	3.	Leonard Allen, 82-83-84-85	724
6.	4.	Joel Kramer, 74-76-77-79	711
7.	5.	•Aerick Sanders, 01-02-03-04	686
8.	-	Noel Mickelsen, 54-55-56	642
9.	6.	Will Connelly, 75-76-77	641
10.	7.	Eddy Gordon, 80-81-82-83	631
11.	-	Tony Pinkins, 55-56-57	604
8.	Joe McNaull, 91-92-93	572	
9.	•Marcelo Correa, 97-98-99-00-01	522	
10.	•Myron Epps, 99-00-01-02	508	
11.	Chris McMurray, 72-73	492	
12.	Steve Malovic, 78-79	484	
13.	•Randy Holcomb, 01-02	481	
14.	Allen Bunting, 74-75-76	456	
15.	Larry Jones, 72-73	420	
16.	Marty Dow, 90-91	415	
17.	Rodney Hawkins, 86-87-88	413	
18.	Mitch McMullen, 88-89	408	
19.	Leon Carter, 95-96	395	
20.	John Martens, 83-84-85-86	372	
21.	Chad Nelson, 94-95-96-97	370	
22.	Anthony Watson, 83-84-85-86	362	
23.	John Anderson, 73-74	354	
24.	Roy Krusiwyk, 97-98	346	
25.	Marc Carter, 94-95	344	
---			
nr.	•Chris Walton, 01-02-04-05	338	
nr.	•Marcus Slaughter, 04-05	337	
nr.	•Tommy Johnson, 02-03-04-05	158	
nr.	•Chris Manker, 04-05	153	

## Rebound Average

<i>min. 50 games</i>			
Rk	DI	Name, Years	RPG
1.	-	Al Skalecky, 66-67-68	13.3
1.	1.	Michael Cage, 81-82-83-84	11.8
2.	2.	Steve Malovic, 78-79	8.8
3.	3.	Marty Dow, 90-91	8.0
4.	4.	Steve Copp, 73-74-75-76	7.9247
5.	5.	Larry Jones, 72-73	7.9245
6.	•Randy Holcomb, 01-02	7.88	
7.	7.	Will Connelly, 75-76-77	7.8
8.	8.	Joel Kramer, 74-76-77-78	7.2
9.	9.	Mitch McMullen, 88-89	7.0
10.	10.	Leon Carter, 95-96	6.9
11.	11.	John Anderson, 73-74	6.8
12.	12.	Joe McNaull, 91-92-93	6.7
13.	•Aerick Sanders, 01-02-03-04	6.294	
14.	14.	Roy Krusiwyk, 97-98	6.290
15.	15.	Leonard Allen, 82-83-84-85	6.24
16.	16.	Marc Carter, 94-95	6.1
17.	17.	Rodney Hawkins, 86-87-88	5.900
18.	18.	Eddy Gordon, 80-81-82-83	5.897
19.	19.	Kevin Betts, 97-98	5.89
20.	20.	Allen Bunting, 74-75-76	5.8

## Assists

<i>since 1972-73 season</i>		
Rk	Name, Years	Assists
1.	Tony Gwynn, 78-79-80-81	590
2.	Chad Nelson, 94-95-96-97	412
3.	Mark Delsman, 74-75-76-77	376
4.	Anthony Watson, 83-84-85-86	356
5.	Keith Smith, 82-83	349
6.	•Deandre Moore, 01-02-03	339
7.	Dean Decker, 77-78	307
8.	Ray Leary, 74-75-76	279
9.	Mike Dodd, 76-77-78-79	271
10.	Creon Dorsey, 85-86	263

11.	Bryan Williams, 88-89	243
12.	Michael Best, 89-90	238
13.	•Tony Bland, 02-03	213
14.	Arthur Massey, 90-91	212
15.	Jeff Konek, 85	211
16.	•David Abramowitz, 99-00-01	189
17.	Jason Richey, 97-98	184
17.	Gary Earle, 74-75-76	184
19.	•Wesley Stokes, 04	176
20.	Steve Copp, 73-74-75-76	171
21.	Matt Watts, 98-99	166
22.	Joel Kramer, 74-76-77-78	162
23.	Ray Barefield, 91-92-93	159
24.	Tracy Dildy, 86-87	155
25.	Raymond King, 96	150
26.	•Chris Walton, 01-02-04-05	144
---		
nr.	•Brandon Heath, 02-03-04-05	112
nr.	•John Sharper, 03-04-05	62

## Assist Average

<i>min. 50 games; since 1972-73 season</i>		
Rk	Name, Years	APG
1.	Keith Smith, 82-83	6.6
2.	Tony Gwynn, 78-79-80-81	5.51
3.	Dean Decker, 77-78	5.48
4.	Creon Dorsey, 85-86	4.5
5.	Michael Best, 89-90	4.3
6.	•Deandre Moore, 01-02-03	3.9
7.	Jeff Konek, 85	3.702
8.	Chad Nelson, 94-95-96-97	3.679
9.	Ray Leary, 74-75-76	3.671
10.	Arthur Massey, 90-91	3.59

## Field Goals

Rk	DI	Name, Years	FG
1.	1.	Anthony Watson, 83-84-85-86	702
2.	2.	Michael Cage, 81-82-83-84	679
3.	3.	Steve Copp, 73-74-75-76	507
4.	-	Tony Pinkins, 55-56-57	495
5.	4.	Eddie Morris, 80-81-82-83	483
6.	-	Al Skalecky, 66-67-68	481
7.	5.	Will Connelly, 75-76-77	477
8.	-	Bob Brady, 52-53-54	461
9.	6.	Von Jacobsen, 69-70-71	457
10.	7.	Kim Goetz, 78-79	435
8.	Tony Ross, 87-88-89	413	
9.	•Myron Epps, 99-00-01-02	407	
10.	Joel Kramer, 74-76-77-78	406	
11.	Leonard Allen, 82-83-84-85	396	
12.	Mike Dodd, 76-77-78-79	392	
13.	•Randy Holcomb, 01-02	383	
14.	•Tony Bland, 02-03	365	
15.	Chad Nelson, 94-95-96-97	344	
16.	Eddy Gordon, 80-81-82-83	343	
17.	Tony Gwynn, 78-79-80-81	340	
18.	Steve Malovic, 78-79	337	
19.	•Aerick Sanders, 01-02-03-04	334	
20.	Joe McNaull, 91-92-93	333	
---			
nr.	•Brandon Heath, 04-05	239	
nr.	•Chris Walton, 01-02-04-05	186	
nr.	•Marcus Slaughter, 04-05	179	
nr.	•Tommy Johnson, 02-03-04-05	116	

## Field Goal Attempts

Rk	DI	Name, Years	FGA
1.	1.	Anthony Watson, 83-84-85-86	1,576
2.	2.	Michael Cage, 81-82-83-84	1,238
3.	3.	Steve Copp, 73-74-75-76	1,126
4.	4.	Eddie Morris, 80-81-82-83	1,098
5.	5.	Will Connelly, 75-76-77	1,020
6.	6.	Tony Ross, 87-88-89	933
7.	7.	Kim Goetz, 78-79	852
8.	8.	Chad Nelson, 84-85-86-87	814

9.	•Randy Holcomb, 01-02	812
10.	•Tony Bland, 02-03	808
11.	•Myron Epps, 99-00-01-02	803
12.	Joel Kramer, 74-76-77-78	779
13.	Mike Dodd, 76-77-78-79	758
14.	Matt Watts, 98-99	731
15.	Jason Richey, 97-98	724
16.	Eddy Gordon, 80-81-82-83	722
17.	Tony Gwynn, 78-79-80-81	716
18.	Jimmy Harris, 71-72	710
19.	Berry Randle, 93-94-95-96	696
20.	Leonard Allen, 82-83-84-85	692
---		
nr.	•Brandon Heath, 04-05	590
nr.	•Chris Walton, 01-02-04-05	438
nr.	•Marcus Slaughter, 04-05	383
nr.	•Tommy Johnson, 02-03-04-05	301

## Field Goal Percentage

<i>minimum 500 career attempts</i>			
Rk	DI	Name, Years	FG Pct
1.	1.	Leonard Allen, 82-83-84-85	57.2
2.	2.	Mitch McMullen, 88-89	56.2
3.	3.	Marty Dow, 90-91	55.5
4.	4.	Steve Malovic, 78-79	55.3
5.	-	Danny Newport, 54-55-56	55.2
6.	5.	Michael Cage, 81-82-83-84	54.8
7.	6.	•Aerick Sanders, 01-02-03-04	54.0
8.	7.	•Mike Mackell, 02-03	53.6
9.	8.	Joe McNaull, 91-92-93	53.1
10.	9.	Joel Kramer, 74-76-77-78	52.1
11.	10.	Mike Dodd, 76-77-78-79	51.7
11.	11.	Kim Goetz, 78-79	51.1
12.	12.	Myron Epps, 99-00-01-02	50.7
13.	•Marcelo Correa, 97-98-99-00-01	50.0	
14.	14.	Jimmy Wilkins, 71-72	48.9
15.	15.	Zach Jones, 81-82	48.4
16.	16.	Eddy Gordon, 80-81-82-83	47.51
17.	17.	Tony Gwynn, 78-79-80-81	47.49
18.	•Randy Holcomb, 01-02	47.2	
19.	19.	Will Connelly, 75-76-77	46.8
20.	20.	Presnell Gilbert, 77-78-79	45.7

## Three-Point Field Goals

<i>in existence since 1986-87 season</i>		
Rk	Name, Years	3FG
1.	Tony Ross, 87-88-89	270
2.	Jason Richey, 97-98	136
3.	Chad Nelson, 94-95-96-97	122
4.	Michael Best, 89-90	107
5.	•Al Faux, 01-02	106
6.	•David Abramowitz, 99-00-01	98
7.	•Deandre Moore, 01-02-03	84
8.	Berry Randle, 93-94-95-96	76
9.	•Brandon Heath, 04-05	73
10.	•John Sharper, 03-04-05	66
11.	Matt Watts, 98-99	65
12.	•Donte Wilson, 99-00	56
12.	Brady Trenkle, 95-97-99	56
12.	Chris Walters, 93-94	56
15.	Josko Visnjic, 98	55
16.	Arthur Massey, 90-91	53
17.	Tony Clark, 92-93	52
•Chris Manker, 03-04-05	52	
19.	•Tony Bland, 02-03	49
19.	Derric Croft, 94	49
---		
nr.	•Tommy Johnson, 02-03-04-05	39
nr.	•Chris Walton, 01-02-04-05	28

## Three-Point FG Atts.

<i>in existence since 1986-87 season</i>		
Rk	Name, Years	3FGA
1.	Tony Ross, 87-88-89	589
2.	Jason Richey, 97-98	381





# SDSU Mountain West Conference Records

## TEAM RECORDS

### Points

#### Most Points

89 at Colorado State (89-102), Mar. 3, 2003  
 89 vs. New Mexico (89-73), Feb. 24, 2003  
 87 at Wyoming (87-93), Jan. 29, 2000  
 86 at Wyoming (86-73), Mar. 1, 2003  
 85 vs. Wyoming (85-88), Jan. 21, 2002

#### Most Points/Both Teams

191 at Colorado State (89-102), Mar. 3, 2003  
 180 at Wyoming (87-93), Jan. 29, 2000  
 174 at Colorado State (82-92, 2ot), Jan. 24, 2004  
 173 vs. Wyoming (85-88), Jan. 21, 2002  
 167 at Wyoming (66-101), Feb. 3, 2001

#### Fewest Points Game

39 at Utah (39-58), Jan. 15, 2001  
 43 vs. Air Force (43-57), Jan. 31, 2004  
 46 vs. Colorado State (46-74), Feb. 12, 2000  
 49 at Air Force (49-61), Mar. 1, 2004  
 49 vs. Air Force (49-47), Mar. 2, 2002  
 49 at New Mexico (49-78), Feb. 26, 2000

#### Fewest Points/Both Teams

96 vs. Air Force (49-47), Mar. 2, 2002  
 97 at Utah (39-58), Jan. 15, 2001  
 100 vs. Air Force (43-57), Jan. 31, 2004  
 110 at Air Force (49-61), Mar. 1, 2004  
 110 at Air Force (62-48), Feb. 19, 2001  
 110 vs. Air Force (67-43), Jan. 20, 2001

#### Fewest Points Allowed

43 vs. Air Force (67-43), Jan. 20, 2001  
 47 vs. Air Force (49-47), Mar. 2, 2002  
 48 at Air Force (63-48), Jan. 11, 2003  
 48 at Air Force (62-48), Feb. 19, 2001  
 53 vs. Air Force (67-53), Feb. 22, 2003  
 56 vs. Utah (58-56), Jan. 18, 2003

#### Most Points Allowed

102 at Colorado State (89-102), Mar. 3, 2003  
 101 at Wyoming (66-101), Feb. 3, 2001  
 92 at Colorado State (82-92, 2ot), Jan. 24, 2004  
 88 vs. Wyoming (85-88), Jan. 21, 2002  
 85 vs. UNLV (64-85), Mar. 2, 2000

#### Largest Margin of Victory

24 vs. Air Force (67-43), Jan. 20, 2001  
 17 vs. UNLV (83-66), Feb. 24, 2001  
 16 vs. New Mexico (89-73), Feb. 24, 2003  
 15 at Air Force (63-48), Jan. 11, 2003  
 14 vs. Air Force (67-53), Feb. 22, 2003  
 14 at Air Force (62-48), Feb. 19, 2001

#### Largest Margin of Defeat

35 at Wyoming (66-101), Feb. 3, 2001  
 29 at Brigham Young (50-79), Jan. 13, 2001  
 29 at New Mexico (49-78), Feb. 26, 2000  
 28 vs. Colorado State (46-74), Feb. 12, 2000  
 28 at UNLV (55-83), Jan. 22, 2000

### Rebounding

#### Game

46 at Colorado State (82-92, 2ot), Jan. 24, 2004  
 44 at Brigham Young (64-75), Jan. 12, 2002  
 44 vs. Wyoming (85-88), Jan. 21, 2002  
 43 vs. New Mexico, Feb. 2, 2004  
 43 at UNLV (76-83), Feb. 23, 2002  
 43 vs. UNLV (83-66), Feb. 24, 2001

#### Margin

+16 (43-27) vs. New Mexico, Feb. 2, 2004  
 +16 (39-23) vs. Wyoming, Feb. 3, 2003  
 +16 (29-13) at Air Force, Jan. 11, 2003  
 +16 (44-28) at Brigham Young, Feb. 12, 2002

+14 (31-17) vs. Air Force, Feb. 19, 2001  
 +12 (40-28) vs. UNLV, Jan. 26, 2002

### Field Goal Shooting

#### Most Field Goals

34 vs. New Mexico (89-73), Feb. 24, 2003  
 33 vs. Wyoming (85-88), Jan. 21, 2002  
 33 at Wyoming (87-93), Jan. 29, 2000  
 31 vs. UNLV (83-78), Jan. 17, 2004  
 31 at Colorado State (89-102), Mar. 3, 2003  
 31 vs. Wyoming (80-70), Feb. 3, 2003  
 31 at UNLV (76-83), Feb. 23, 2002

#### Most Field Goals Attempted

90 at Colorado State (82-92, 2ot), Jan. 24, 2004  
 83 vs. Wyoming (85-88), Jan. 21, 2002  
 69 vs. Colorado State (89-102), Mar. 3, 2003  
 66 at New Mexico (60-72), Feb. 28, 2004  
 66 vs. Brigham Young (65-61), Jan. 12, 2004  
 66 vs. Wyoming (87-93), Jan. 29, 2000

#### Highest Field Goal Percentage

61.4 (27-of-44) vs. AFA (67-53), Feb. 22, 2003  
 61.0 (25-of-41) vs. CSU (78-73), Mar. 3, 2001  
 60.5 (23-of-38) vs. Air Force (67-43), Jan. 20, 2001  
 59.6 (28-of-47) at CSU (75-63), Feb. 16, 2002  
 57.5 (23-of-40) at AFA (63-48), Jan. 11, 2003

### Free Throw Shooting

#### Most Free Throws Made

26 at Wyoming (86-73), Mar. 1, 2003  
 24 vs. Colorado State (78-73), Mar. 3, 2001  
 24 vs. Colorado State (81-69), Jan. 19, 2002  
 23 vs. Wyoming (74-66), Feb. 21, 2004  
 23 vs. UNLV (79-80), Jan. 26, 2002  
 23 vs. New Mexico (57-78), Feb. 5, 2000

#### Most Free Throws Attempted

42 at Wyoming (86-73), Mar. 1, 2003  
 34 at New Mexico (78-65), Feb. 2, 2002  
 34 vs. UNLV (79-80), Jan. 26, 2002  
 33 vs. Colorado State (81-69), Jan. 19, 2002  
 33 at New Mexico (54-72), Feb. 17, 2001

#### Highest Free Throw Percentage

100.0 (12-of-12) at Air Force (63-48), Jan. 11, 2003  
 93.8 (15-of-16) vs. BYU (66-69), Feb. 12, 2001  
 85.7 (12-of-14) vs. UNM (89-73), Feb. 24, 2003  
 82.6 (19-of-23) at BYU (64-75), Jan. 12, 2002  
 81.8 (9-of-11) at AFA (49-61), Mar. 1, 2004

### Three-Point Shooting

#### Most Three-Point Field Goals

13 vs. UNLV (25 att.) (83-66), Feb. 24, 2001  
 9 vs. New Mexico (89-73), Feb. 24, 2003  
 8 at Utah (61-65), Feb. 7, 2004  
 8 at Wyoming (86-73), Mar. 1, 2003  
 8 vs. New Mexico (84-71), Feb. 28, 2002  
 8 at Utah (65-83), Feb. 10, 2000

#### Most Three-Point Field Goals Attempted

25 vs. UNLV (83-66), Feb. 24, 2001  
 24 at Colorado State (89-102), Mar. 3, 2003  
 23 at UNLV (65-68), Feb. 17, 2004  
 22 at Utah (61-65), Feb. 7, 2004  
 22 at Colorado State (82-92, 2ot), Jan. 24, 2004  
 22 vs. UNLV (83-78), Jan. 17, 2004  
 22 at Wyoming (66-101), Feb. 3, 2001

#### Highest Three-Point FG Percentage

60.0 (3-of-5) vs. Air Force (67-53), Feb. 22, 2003  
 54.5 (6-of-11) at CSU (67-75), Jan. 27, 2000  
 53.3 (8-of-15) at Wyoming (86-73), Mar. 1, 2003  
 52.0 (13-of-25) vs. UNLV (83-66), Feb. 24, 2001  
 50.0 - four times

### Other Statistics

#### Most Assists/Mountain West Game

21 vs. Air Force (67-43), Jan. 20, 2001

#### Most Steals/Mountain West Game

14 at Colorado State (82-92, 2ot), Jan. 24, 2004

#### Most Turnovers/Mountain West Game

28 vs. UNLV (79-80), Jan. 26, 2002

#### Fewest Turnovers/Mountain West Game

7 at Colorado State (82-92, 2ot), Jan. 24, 2004, vs. Brigham Young (65-61), Jan. 12, 2004, vs. Brigham Young (77-73), Feb. 11, 2002 and at New Mexico (78-65), Feb. 2, 2002

#### Most Blocked Shots/Mountain West Game

11 vs. Wyoming (85-88), Jan. 21, 2002

## INDIVIDUAL RECORDS

### Points

37, Brandon Heath at UNLV, Jan. 15, 2005  
 32, Myron Epps at Wyoming, Jan. 29, 2000  
 31, Evan Burns vs. New Mexico, Feb. 24, 2003  
 28, Tony Bland vs. Air Force, Feb. 22, 2003  
 27, Aerick Sanders vs. New Mexico, Feb. 2, 2004  
 27, Myron Epps vs. Air Force, Jan. 20, 2000  
 26, Brandon Heath at Colorado State, Jan. 24, 2004  
 26, Al Faux vs. New Mexico, Feb. 28, 2002  
 26, Al Faux vs. Wyoming, Jan. 21, 2002  
 25, Tony Bland vs. Brigham Young, Jan. 20, 2003  
 25, Tony Bland at Colorado State, Mar. 3, 2003

### Field Goals Made

14, Myron Epps at Wyoming, Jan. 29, 2000  
 12, Evan Burns vs. New Mexico, Feb. 24, 2003  
12, Brandon Heath at UNLV, Jan. 15, 2005  
 11 Tony Bland vs. Air Force, Feb. 22, 2003  
 11, Randy Holcomb at New Mexico, Feb. 2, 2002  
 11, Myron Epps vs. Air Force, Jan. 20, 2000

### Field Goals Attempted

23, Myron Epps at Wyoming, Jan. 29, 2000  
 21, Brandon Heath at Colorado State, Jan. 24, 2004  
 21, Wesley Stokes at Colorado State, Jan. 24, 2004  
 20, Aerick Sanders vs. Wyoming, Feb. 21, 2004  
 20, Mike Mackell at Utah, Feb. 15, 2003  
 20, Al Faux vs. Wyoming, Jan. 21, 2002

### Field Goal Percentage (Min. 6 FGA)

100.0 (6-6), Mike Mackell vs. CSU, Jan. 19, 2002  
 90.9 (10-11), Aerick Sanders vs. UNLV, Jan. 17, 2004  
 87.5 (7-8), Al Faux at CSU, Feb. 16, 2002  
 85.7 (6-7), Evan Burns at AFA, Jan. 11, 2003  
 85.7 (6-7), Al Faux vs. CSU, Mar. 3, 2001  
 84.6 (11-13), Tony Bland vs. AFA, Feb. 22, 2003

### Free Throws Made

12, Brandon Heath at UNLV, Jan. 15, 2005  
 11, Mike Mackell at New Mexico, Feb. 2, 2002  
 11, Mike Mackell at BYU, Jan. 12, 2002  
 10, Tony Bland at Wyoming, Mar. 1, 2003  
 9, Wesley Stokes vs. Wyoming, Feb. 21, 2004  
 9, Myron Epps vs. New Mexico, Feb. 5, 2000

### Free Throws Attempted

15, Tony Bland at CSU, Mar. 3, 2003  
 14, Tony Bland at Wyoming, Mar. 1, 2003  
 13, Mike Mackell at New Mexico, Feb. 2, 2002  
12, Brandon Heath at UNLV, Jan. 15, 2005

# SDSU Mountain West Conference Records (cont.)

## Free Throw Percentage (Min. 6 FTM)

100.0 (12-12), Brandon Heath at UNLV, Jan. 15, 2005  
 100.0 (8-8), D. Abramowitz vs. CSU, Mar. 3, 2001  
 100.0 (8-8), Marcelo Correa vs. BYU, Feb. 12, 2001  
 100.0 (7-7), Al Faux at AFA, Feb. 4, 2002  
 100.0 (6-6), Michael Marion vs. AFA, Jan. 20, 2000

## Three-Point Field Goals

7, David Abramowitz at Utah, Feb. 10, 2000  
 5, Al Faux vs. New Mexico, Feb. 28, 2002  
 5, Al Faux vs. Wyoming, Jan. 21, 2002  
 5, Al Faux vs. Colorado State, Jan. 19, 2002  
 4, Brandon Heath at Utah, Feb. 7, 2004  
 4, Evan Burns vs. New Mexico, Feb. 24, 2003  
 4, Deandre Moore, at BYU, Feb. 17, 2003  
 4, Deandre Moore vs. BYU, Feb. 11, 2002  
 4, David Abramowitz at Air Force, Feb. 19, 2001

## Three-Point Field Goals Attempted

11, Al Faux vs. New Mexico, Feb. 28, 2002  
 10, Brandon Heath at UNLV, Feb. 17, 2004  
 10, Brandon Heath vs. Brigham Young, Jan. 12, 2004  
 10, Karlo Kovacic at Wyoming, Feb. 3, 2001  
 9, Brandon Heath at Utah, Feb. 7, 2004  
 9, Al Faux vs. Colorado State, Jan. 19, 2002  
 9, David Abramowitz at Utah, Feb. 10, 2000

## Three-Pt. Field Goal Pct. (Min. 4 3FGA)

100.0 (4-4), Deandre Moore vs. BYU, Feb. 11, 2002  
 77.8 (7-9), David Abramowitz at Utah, Feb. 10, 2000  
 75.0 (3-4), Chris Manker at UNLV, Jan. 15, 2005  
 75.0 (3-4), Jim Roban vs. UNLV, Feb. 24, 2001  
 75.0 (3-4), Karlo Kovacic vs. UNLV, Feb. 24, 2001  
 75.0 (3-4), Deandre Moore vs. UNLV, Feb. 24, 2001  
 75.0 (3-4), Jeffrey Berokoff at UNM, Feb. 26, 2000  
 75.0 (3-4), David Abramowitz vs. UNM, Feb. 5, 2000

## Rebounds

16, Aerick Sanders vs. Wyoming, Feb. 21, 2004  
 16, Aerick Sanders at Colorado State, Jan. 24, 2004  
 15, Marcus Slaughter at UNLV, Feb. 17, 2004  
 14, Aerick Sanders vs. Wyoming, Feb. 3, 2003  
 14, Randy Holcomb at UNLV, Feb. 23, 2002  
 13, Evan Burns vs. New Mexico, Feb. 24, 2003

## Assists

11, Deandre Moore vs. Wyoming, Mar. 1, 2001  
 8, Deandre Moore vs. Air Force, Jan. 20, 2001  
 7, Wesley Stokes at New Mexico, Feb. 28, 2004  
 7, Wesley Stokes at UNLV, Feb. 17, 2004  
 7, Wesley Stokes at Colorado State, Jan. 24, 2004  
 7, Wesley Stokes vs. UNLV, Jan. 17, 2004  
 7, Wesley Stokes vs. Brigham Young, Jan. 12, 2004  
 7, Deandre Moore vs. New Mexico, Feb. 24, 2003  
 7, Deandre Moore vs. Colorado State, Feb. 5, 2001

## Steals

7, Deandre Moore vs. Colorado State, Feb. 1, 2003  
 5, Marcus Slaughter at New Mexico, Feb. 28, 2004  
 4, Wesley Stokes vs. Utah, Mar. 6, 2004  
 4, Aerick Sanders vs. Wyoming, Feb. 21, 2004  
 4, Brandon Heath at Colorado State, Jan. 24, 2004  
 4, Tony Bland at Wyoming, Feb. 18, 2002  
 4, Deandre Moore vs. Colorado State, Jan. 19, 2002  
 4, Deandre Moore vs. Wyoming, Mar. 1, 2001  
 4, Jeffrey Berokoff at BYU, Mar. 4, 2000

## Blocked Shots

4, Chris Walton vs. New Mexico, Feb. 28, 2002  
 4, Aerick Sanders vs. UNLV, Jan. 26, 2002

## Air Force

	Pre WAC	WAC WAC	WAC Tourney	MWC MWC	MWC Tourney	NCAA Tourney	Total	Streak
at San Diego, Calif.	1-0	15-3	-	3-2	-	-	19-5	Lost 1
Cox Arena		1-0		3-2			4-2	
at USAFA, Colo.	-	12-6	-	2-3	-	-	14-9	Lost 1
Clune Arena		12-6		2-3			14-9	
at Neutral Sites	-	-	2-1	-	-	-	2-1	Won 2
<b>TOTALS</b>	<b>1-0</b>	<b>27-9</b>	<b>2-1</b>	<b>5-5</b>	<b>-</b>	<b>-</b>	<b>35-15</b>	<b>Lost 2</b>

## BYU

	Pre WAC	WAC WAC	WAC Tourney	MWC MWC	MWC Tourney	NCAA Tourney	Total	Streak
at San Diego, Calif.	3-0	8-12	-	2-3	-	-	13-15	Won 1
Cox Arena		0-2		2-3			2-5	
at Provo, Utah	0-0	2-18	-	1-5	-	-	3-23	Won 1
Marriott Center		2-18		1-5			3-23	
at Neutral Sites	-	-	-	-	1-0	-	1-0	Won 1
<b>TOTALS</b>	<b>3-0</b>	<b>10-30</b>	<b>-</b>	<b>3-8</b>	<b>1-0</b>	<b>-</b>	<b>17-38</b>	<b>Won 1</b>

## Colorado St.

	Pre WAC	WAC WAC	WAC Tourney	MWC MWC	MWC Tourney	NCAA Tourney	Total	Streak
at San Diego, Calif.	0-1	10-9	-	3-2	-	-	15-12	Won 1
Cox Arena		-		3-2			3-2	
at Fort Collins, Colo.	-	2-17	-	1-4	-	-	3-21	Lost 2
Moby Arena		2-17		1-4			3-21	
at Neutral Sites	-	-	-	-	-	-	-	-
<b>TOTALS</b>	<b>0-1</b>	<b>12-26</b>	<b>-</b>	<b>4-6</b>	<b>-</b>	<b>-</b>	<b>18-33</b>	<b>Won 1</b>

## New Mexico

	Pre WAC	WAC WAC	WAC Tourney	MWC MWC	MWC Tourney	NCAA Tourney	Total	Streak
at San Diego, Calif.	1-0	12-7	-	3-2	-	-	16-9	Won 3
Cox Arena		0-1		3-2			3-3	
at Albuquerque, N.M.	0-1	3-16	0-1	1-4	-	-	4-22	Lost 2
The Pit/Bob King Court	0-1	3-16	0-1	1-4			4-22	
at Neutral Sites	-	-	1-1	-	-	-	1-1	Lost 1
<b>TOTALS</b>	<b>1-1</b>	<b>15-23</b>	<b>1-2</b>	<b>4-6</b>	<b>-</b>	<b>-</b>	<b>21-32</b>	<b>Lost 1</b>

## UNLV

	Pre WAC	WAC WAC	WAC Tourney	MWC MWC	MWC Tourney	NCAA Tourney	Total	Streak
at San Diego, Calif.	3-5	0-1	-	2-3	-	-	5-9	Won 1
Cox Arena		-		2-3			2-3	
at Las Vegas, Nev.	1-8	0-1	-	1-5	1-2	-	3-16	Won 1
Thomas & Mack Center	0-2	0-1		1-5	1-2		2-10	
at Neutral Sites	-	-	-	-	-	0-2	0-2	Lost 2
<b>TOTALS</b>	<b>4-13</b>	<b>0-2</b>	<b>-</b>	<b>3-8</b>	<b>1-2</b>	<b>0-2</b>	<b>8-27</b>	<b>Won 1</b>

## Utah

	Pre WAC	WAC WAC	WAC Tourney	MWC MWC	MWC Tourney	NCAA Tourney	Total	Streak
at San Diego, Calif.	-	6-13	-	1-4	-	-	7-17	Lost 1
Cox Arena		0-1		1-4			1-5	
at Salt Lake City, Utah	0-1	1-18	0-2	0-5	-	-	1-26	Lost 22
Huntsman Center	0-1	1-18	0-1	0-5			1-25	
at Neutral Sites	-	-	1-1	-	0-1	-	1-4	Lost 3
<b>TOTALS</b>	<b>0-1</b>	<b>7-31</b>	<b>1-3</b>	<b>1-9</b>	<b>0-1</b>	<b>-</b>	<b>9-46</b>	<b>Lost 4</b>

## Wyoming

	Pre WAC	WAC WAC	WAC Tourney	MWC MWC	MWC Tourney	NCAA Tourney	Total	Streak
at San Diego, Calif.	-	13-6	-	2-3	-	-	15-9	Won 2
Cox Arena		-		2-3			2-3	
at Laramie, Wyo.	-	2-17	-	2-3	-	-	4-20	Lost 1
Arena-Auditorium		2-13		2-3			4-16	
at Neutral Sites	-	-	3-1	-	1-1	-	4-2	Won 1
<b>TOTALS</b>	<b>-</b>	<b>15-23</b>	<b>3-1</b>	<b>4-6</b>	<b>1-1</b>	<b>-</b>	<b>23-31</b>	<b>Won 1</b>



# Cox Arena Records

## Single-Game Attendance

Rk.	Att.	Day	Opponent	Date	Result
1.	12,414 (c)	Mon.	(23/21) Texas Tech	Jan. 6, 2003	L, 63-75
	12,414 (c)	Sat.	(1/1) Arizona	Dec. 7, 2002	L, 81-89
3.	11,764	Sat.	UNLV*	Jan. 26, 2002	L, 79-80 (ot)
4.	11,334	Sat.	Fresno State*	Jan. 31, 1998	L, 94-97
5.	11,027	Sat.	Air Force*	Jan. 31, 2004	L, 43-57
6.	10,293	Mon.	Brigham Young*	Jan. 17, 2004	W, 65-61
7.	► 8,978	Sat.	California (SLAM)	Dec. 11, 2004	L, 57-60
8.	8,554	Sat.	Colorado State*	Feb. 1, 2003	L, 69-72
9.	8,497	Mon.	Brigham Young*	Jan. 20, 2003	L, 69-80
10.	8,438	Sat.	(21/16) Fresno State	Dec. 8, 2001	W, 93-78
11.	8,198	Sat.	Wyoming*	Feb. 21, 2004	W, 74-66
12.	8,186	Sat.	San Diego	Dec. 9, 2000	L, 52-55
13.	8,178	Sat.	UNLV* (D)	Jan. 17, 2004	W, 83-78
14.	8,139	Sat.	Utah* (D)	Mar. 6, 2004	L, 53-66
15.	8,078	Wed.	San Diego	Jan. 8, 2003	W, 78-72
16.	7,575	Tues.	UNLV*	Feb. 11, 2003	L, 64-79
17.	7,232	Sat.	Utah* (D)	Feb. 9, 2002	L, 53-70
18.	7,164	Sat.	Utah*	Feb. 10, 2001	L, 63-76
19.	7,128	Sat.	Iowa State	Jan. 3, 2004	W, 86-76
20.	7,102	Sat.	Utah* (D)	Jan. 18, 2003	W, 58-56
21.	6,967	Sat.	Air Force*	Mar. 2, 2002	W, 49-47
22.	6,950	Sat.	Air Force*	Feb. 22, 2003	W, 67-53
23.	6,739	Mon.	New Mexico*	Jan. 8, 2001	L, 67-75
24.	6,553	Sat.	Colorado State*	Jan. 19, 2002	W, 81-69
25.	6,410	Mon.	Colorado State*	Feb. 23, 2004	W, 72-64
26.	► 6,191	Fri.	UC Santa Barbara (so)	Nov. 19, 2004	L, 72-80 (ot)
27.	6,184	Mon.	Wyoming*	Feb. 3, 2003	W, 80-70
28.	6,183	Sat.	E. Washington (so)	Nov. 23, 2002	L, 70-75
29.	6,171	Mon.	Wyoming*	Jan. 21, 2002	L, 85-88 (ot)
30.	6,164	Sat.	Utah*	Jan. 16, 1999	L, 53-79

Opponent Associated Press national ranking at game time left of team name. so – Indicates season opener. D - Indicates day game. \* – Indicates conference game. SLAM - Indicates San Diego SLAM.

## Single-Season Attendance

Year	Gms.	Record	Total	Average	Conf. Average
1997-98	14	7 - 7	60,363	4,312	
1998-99	15	4 - 11	47,035	3,136	
1999-00	15	5 - 10	39,266	2,618	3,171
2000-01	17	12 - 5	77,104	4,528	5,538
2001-02	15	12 - 3	92,475	6,165	7,197
2002-03	17	11 - 6	121,926	7,172	7,283
2003-04	15	11 - 4	100,513	6,701	8,305
2004-05	9	5 - 4	46,636	5,182	
<b>Cox Totals</b>	<b>117</b>	<b>67 - 50</b>	<b>585,318</b>	<b>5,003</b>	

## vs. All Opponents

Opponent	W	L	Streak	Last	Opponent	W	L	Streak	Last
Air Force	4	2	Lost 1	J.31.04	Oregon	1	0	Won 1	D.2.97
Arizona	0	1	Lost 1	D.7.02	Pacific	1	0	Won 1	J.2.99
Arizona State	1	0	Won 1	D.16.00	Portland	1	0	Won 1	D.31.03
Arkansas State	0	1	Lost 1	D.27.98	Providence	0	1	Lost 1	D.31.04
Ball State	0	1	Lost 1	D.27.99	Rice	1	0	Won 1	F.21.98
Brigham Young	2	5	Won 1	J.12.04	Saint Mary's	0	1	Lost 1	D.14.04
Cal Poly	1	0	Won 1	D.18.03	San Diego	2	2	Won 2	D.1.04
Cal State Fullerton	1	1	Won 1	D.21.04	San Jose State	2	0	Won 2	F.27.99
Cal State Northridge	1	0	Won 1	D.1.01	South Carolina State	1	0	Won 1	D.16.99
Cal State Sacramento	1	0	Won 1	D.2.00	South Dakota State	1	0	Won 1	J.3.05
California	0	1	Lost 1	D.11.04	Southern California	0	2	Lost 2	D.20.99
Colorado State	3	2	Won 1	F.23.04	So. Calif. College	2	0	Won 2	D.2.98
Columbia	1	0	Won 1	D.31.01	Southern Methodist	0	1	Lost 1	J.15.98
Eastern Washington	2	1	Won 1	D.20.03	Southwest Texas	1	0	Won 1	N.26.97
Florida Atlantic	2	0	Won 2	D.28.02	Stanford	0	1	Lost 1	D.16.97
Fresno State	1	2	Won 1	D.8.01	Texas A&M-CC	1	0	Won 1	J.4.01
Hawai'i	3	0	Won 3	D.14.02	Texas Christian	0	1	Lost 1	J.17.98
High Point	1	0	Won 1	J.2.00	Texas-El Paso	0	1	Lost 1	F.6.99
Houston	1	0	Won 1	J.29.02	Texas Tech	0	1	Lost 1	J.6.03
IPFW	2	0	Won 2	D.30.02	Troy State	0	1	Lost 1	N.30.03
Iowa State	1	0	Won 1	J.3.04	Tulsa	0	1	Lost 1	F.19.98
Long Beach State	1	1	Won 1	N.21.03	UC Riverside	1	0	Won 1	N.24.99
Loyola Marymount	2	0	Won 2	J.3.03	UC San Diego	5	0	Won 5	N.27.04
Monmouth	1	0	Won 1	N.22.04	UC Santa Barbara	2	1	Lost 1	N.19.04
Morgan State	1	0	Won 1	D.18.00	UNLV	2	3	Won 1	J.17.04
New Mexico	3	3	Won 3	F.2.04	Utah	1	5	Lost 1	M.6.04
New Mexico State	1	1	Won 1	N.21.00	Utah State	0	1	Lost 1	N.24.98
Nevada	0	1	Lost 1	N.14.98	Washington	0	1	Lost 1	D.27.03
Norfolk State	2	0	Won 2	N.21.01	Wyoming	2	3	Won 2	F.21.04
Oklahoma State	1	0	Won 1	D.30.00					

## TEAM RECORDS

### Points

#### Most Points

- 103 vs. Southern Cal Col. (103-49), Dec. 2, 1998
- 98 vs. UC San Diego (98-53), Nov. 27, 2001
- 93 vs. Fresno State (93-78), Dec. 8, 2001
- 94 vs. Fresno State (94-97), Jan. 31, 1998
- 91 vs. Florida Atlantic (91-75), Dec. 28, 2002
- **Opp:** 105 by TCU (61-105), Jan. 17, 1998
- NCAA:** 89 by Stanford (89-60 UNCG), Mar. 15, 2001

#### Most Points/Both Teams

- 191 vs. Fresno State (94-97), Jan. 31, 1998
- 179 vs. Fresno State (84-95), Dec. 25, 1999
- 177 vs. Troy State (84-93), Nov. 30, 2003
- 173 vs. Washington (81-92), Dec. 27, 2003
- 173 vs. Wyoming (85-88), Jan. 21, 2002
- NCAA:** 173 by Stanford (90)/St. Joseph's (83), Mar. 17, 2001

#### Fewest Points Game

- 42 vs. Stanford (42-63), Dec. 16, 1997
- 43 vs. Air Force (43-57), Jan. 31, 2004
- 46 vs. Colorado State (46-74), Feb. 12, 2000
- 49 vs. Air Force (49-47), Mar. 2, 2002
- 50 vs. BYU (50-72), Feb. 2, 2000
- Opp:** 43 by Air Force (67-43), Jan. 20, 2001
- NCAA:** 43 by Kent State (Cincinnati 66-43), Mar. 17, 2001

#### Fewest Points/Both Teams

- 96 vs. Air Force (49-47), Mar. 2, 2002
- 100 vs. Air Force (43-57), Jan. 31, 2004
- 103 vs. USD (52-51), Dec. 19, 1998
- 105 vs. Stanford(42-63), Dec. 16, 1997
- 107 vs. USD (55-52), Dec. 9, 2000
- NCAA:** 109 by Cincinnati (66)/Kent State (43), Mar. 17, 2001

#### Fewest Points Allowed

- 43 vs. Air Force (67-43), Jan. 20, 2001

### By Conference

Atlantic Sun	2	1	Lost 1	N.30.03
Big East	0	1	Lost 1	D.31.04
Big Sky	3	1	Won 1	D.20.03
Big South	1	0	Won 1	J.2.00
Big 12	2	1	Won 1	J.3.04
Big West	8	4	Won 1	D.21.04
Conference USA	1	1	Won 1	J.29.02
Independents	4	0	Won 4	J.3.05
Ivy	1	0	Won 1	D.31.01
Mid-American	0	1	Lost 1	D.27.99
Mid-Eastern Athletic	4	0	Won 4	N.21.01
Mountain West	17	23	Lost 1	M.6.04
Northeast	1	0	Won 1	N.22.04
Pac-10	2	6	Lost 3	D.11.04
Southland	1	0	Won 1	N.26.97
Sun Belt	1	2	Won 1	N.21.00
West Coast	5	3	Lost 1	D.14.04
Western Athletic	7	6	Won 3	D.12.02
Division II	5	0	Won 5	N.27.04
NAIA	2	0	Won 2	D.2.98

### By Time Zone

Eastern	11	3	Lost 1	D.31.04
Central	7	5	Won 2	J.3.05
Mountain	17	24	Lost 1	M.6.04
Pacific	29	18	Won 1	D.21.04
Hawaii	3	0	Won 3	D.14.02



# Cox Arena Records (cont.)

- 44 vs. Long Beach State (74-44), Nov. 21, 2003
- 47 vs. Air Force (49-47), Mar. 2, 2002
- 48 vs. UC San Diego (80-48), Nov. 18, 2000
- 49 vs. South Dakota State (64-49), Jan. 3, 2005
- 49 vs. Hawaii (60-49), Dec. 14, 2002
- 49 vs. Southern Cal Col (103-49), Dec. 2, 1998
- ▶ Opp: 42 by Stanford (42-63), Dec. 16, 1997
- NCAA: 43 by Cincinnati (66-43 Kent State), Mar. 17, 2001

## Most Points Allowed

- ▶ 105 vs. TCU (61-105), Jan. 17, 1998
- 97 vs. Fresno State (94-97), Jan. 31, 1998
- 95 vs. Fresno State (84-95), Feb. 25, 1999
- 92 vs. Washington (81-92), Dec. 27, 2003
- 89 vs. Arizona (81-89), Dec. 7, 2002
- Opp: 103 by Southern Cal. College (103-49), Jan. 17, 1998
- NCAA: 89 by UNCG (Stanford 89-60), Mar. 15, 2001

## Largest Margin of Victory

- ▶ 54 vs. Southern Cal Col (103-49), Dec. 2, 1998
- 45 vs. UC San Diego (98-53), Nov. 27, 2001
- 35 vs. UC San Diego (86-51), Nov. 27, 2004
- 33 vs. Florida Atlantic (90-57), Nov. 30, 2000
- 32 vs. UC San Diego (80-48), Nov. 18, 2000
- 30 vs. Long Beach State (74-44), Nov. 21, 2003
- 30 vs. UC San Diego (87-57), Dec. 2, 2002
- Opp: 44 by TCU (61-105), Jan. 17, 1998
- NCAA: 29 by Stanford (89-60 UNCG), Mar. 15, 2001

## Largest Margin of Defeat

- 44 vs. TCU (61-105), Jan. 17, 1998
- 33 vs. USC (54-87), Dec. 20, 1999
- 28 vs. Colorado State (46-74), Feb. 12, 2000
- 26 vs. Utah (53-79), Jan. 16, 1999
- 25 vs. New Mexico (60-85), Feb. 8, 1999

## Rebounding

### Game

- 49 vs. Florida Atlantic, Nov. 30, 2000
- 46 vs. UC San Diego, Dec. 6, 2003
- 46 vs. IPFW, Jan 2, 2002
- 45 vs. Cal State Fullerton, Dec. 21, 2004
- 45 vs. Cal Poly, Dec. 18, 2003
- 45 vs. CS Northridge, Dec 1, 2001
- ▶ Opp: 50 by San Diego (52-55), Dec. 9, 2000
- NCAA: 42 by Cincinnati (66-43 Kent State), Mar. 17, 2001

### Margin

- ▶ +21 (41-20) vs. Monmouth, Nov. 22, 2004
- ▶ +21 (46-25) vs. UC San Diego, Dec. 6, 2003
- ▶ +21 (45-24) vs. CS Northridge, Dec. 1, 2001
- +20 (44-24) vs. So. Calif. College, Dec. 2, 1998
- +17 (44-27) vs. Portland, Dec. 31, 2003
- +17 (44-27) vs. UCSD, Dec. 2, 2002
- ▶ Opp: +21 (22-43) by Hawai'i (78-72), Feb. 20, 1999
- ▶ NCAA: +21 (42-21) by Cincinnati (66-43 Kent State), Mar. 17, 2001

## Field Goal Shooting

### Most Field Goals

- 40 vs. UC San Diego, Nov. 27, 2001
- 38 vs. Southern California College, Dec. 2, 1998
- 37 vs. Cal Poly, Dec. 18, 2003
- 36 vs. Fresno State, Jan. 31, 1998
- 34 vs. New Mexico, Feb. 24, 2003
- 34 vs. Eastern Washington, Dec. 20, 2001
- ▶ Opp: 41 by TCU (61-105), Jan. 17, 1998
- NCAA: 31 by St. Joseph's (Stanford 90-83), March 17, 2001 and by Kent State (77-73

Indiana), March 15, 2001

### Most Field Goals Attempted

- ▶ 83 vs. Wyoming, Jan. 21, 2002
- 75 vs. Cal Poly, Dec. 18, 2003
- 73 vs. Arizona, Dec. 7, 2002
- 70 vs. Norfolk State, Nov. 21, 2002
- 70 vs. Nevada, Nov. 14, 1998
- Opp: 75 by TCU (61-105), Jan. 17, 1998
- NCAA: 66 by Kent State (77-73 Indiana), March 15, 2001

### Highest Field Goal Percentage

- ▶ 67.8 (40-of-59) vs. UC San Diego, Nov. 27, 2001
- 64.0 (32-of-50) vs. Oklahoma State, Dec. 30, 2000
- 62.3 (38-of-61) vs. Southern Cal Col, Dec. 2, 1998
- 61.4 (27-of-44) vs. Air Force, Feb. 22, 2003
- 61.0 (25-of-41) vs. Colorado State, Mar. 3, 2001
- Opp: 57.9 (20-of-38) by San Diego (51-52), Dec. 19, 1998
- NCAA: 57.4 (31-of-54) by St. Joseph's (Stanford 90-83), Mar. 17, 2001

## Free Throw Shooting

### Most Free Throws Made

- ▶ 33 vs. CS Northridge, Dec. 1, 2001
- 33 vs. Rice, Dec. 21, 1998
- 27 vs. IPFW, Jan. 2, 2002
- 26 vs. Florida Atlantic, Nov. 30, 2000
- 25 vs. Saint Mary's, Dec. 14, 2004
- 25 vs. Loyola Marymount, Jan. 3, 2003
- Opp: 26 by Brigham Young (69-80), Jan. 20, 2003
- NCAA: 31 by Stanford (90-83 St. Joseph's), March 17, 2001

### Most Free Throws Attempted

- ▶ 44 vs. CS Northridge, Dec. 1, 2001
- 39 vs. IPFW, Jan. 2, 2002
- 39 vs. Florida Atlantic, Dec. 28, 2002
- 39 vs. Rice, Feb. 21, 1998
- 37 vs. Saint Mary's, Dec. 14, 2004
- 37 vs. Florida Atlantic, Nov. 30, 2000
- Opp: 34 by Brigham Young (69-80), Jan. 20, 2003
- NCAA: 37 by Stanford (90-83 St. Joseph's), March 17, 2001

### Highest Free Throw Percentage

- 93.8 (15-of-16) vs. BYU, Feb. 12, 2001
- 90.0 (9-of-10) vs. High Point, Jan. 2, 2000
- 86.7 (13-of-15) vs. Houston, Jan. 29, 2002
- 86.7 (13-of-15) vs. BYU, Nov. 14, 1997
- 85.7 (12-of-14) vs. UNM, Feb. 24, 2003
- ▶ Opp: 95.0 (19-of-20) by Brigham Young (66-69), Feb. 12, 2001
- NCAA: 83.8 (31-of-37) by Stanford (90-83 St. Joseph's), March 17, 2001

## Three-Point Field Goals

### Most Three-Point Field Goals

- 16 vs. UC San Diego, Dec. 2, 2002
- 13 vs. UNLV, Feb. 24, 2001
- 13 vs. Oklahoma State, Dec. 30, 2000
- 11 vs. Norfolk State, Nov. 21, 2001
- 11 vs. Southwest Texas, Nov. 26, 1997
- ▶ Opp: 19 by Troy State (93-84), Nov. 30, 2003
- NCAA: 11 by Cincinnati (84-59 Brigham Young), Mar. 15, 2001

### Most Three-Point Field Goals Attempted

- 33 vs. UC San Diego, Dec. 2, 2002
- 28 vs. Long Beach State, Nov. 21, 2003
- 27 vs. Norfolk State, Nov. 21, 2001
- 27 vs. Fresno State, Jan. 31, 1998

27 vs. BYU, Nov. 14, 1997

- ▶ Opp: 40 by Troy State (93-84), Nov. 30, 2003
- NCAA: 23 by St. Joseph's (66-62 Georgia Tech), Mar. 15, 2001

### Highest Three-Point FG Percentage

- ▶ 61.9 (13-of-21) vs. Oklahoma State, Dec. 30, 2000
- 60.0 (3-of-5) vs. Air Force, Feb. 22, 2003
- 56.3 (9-of-16) vs. Southern Cal Col, Dec. 2, 1998
- 52.9 (9-of-17) vs. Houston, Jan. 29, 2002
- 52.4 (11-of-21) vs. Southwest Texas, Nov. 26, 1997
- Opp: 61.5 (8-of-13) by UNLV (64-79), Feb. 11, 2003
- NCAA: 57.9 (11-of-19) by Cincinnati (84-59 Brigham Young), Mar. 15, 2001

## Other Statistics

### Most Assists

- ▶ 26 vs. UC San Diego, Nov. 27, 2001
- Opp: 24 by Washington, Dec. 27, 2003
- NCAA: 19 by St. Joseph's (66-62 Georgia Tech), March 15, 2001

### Most Steals

- 16 vs. Southern California College, Dec. 2, 1998
- ▶ Opp: 17 by USC, Dec. 20, 1999
- NCAA: 12 by Kent State (Cincinnati 66-43), March 17, 2001

### Most Turnovers

- 28 vs. UNLV, Jan. 26, 2002
- ▶ Opp: 29 by Hawai'i, Feb. 20, 1999
- NCAA: 22 by UNCG (Stanford 89-60), March 15, 2001

### Fewest Turnovers

- ▶ 7 vs. Brigham Young (65-61), Jan. 12, 2004, 7 vs. Iowa State (86-76), Jan. 3, 2004 and Brigham Young (77-73), Feb. 11, 2002
- Opp: 9 - three times (last: Utah, Jan. 18, 2003)
- NCAA: 9 by Kent State (Cincinnati 66-43), March 17, 2001

### Most Blocked Shots

- ▶ 11 vs. Wyoming (85-88), Jan. 21, 2002
- ▶ Opp: 11 by Colorado State, Feb. 1, 2003
- NCAA: 6 - two times

# INDIVIDUAL RECORDS

## Points

- 34, Aerick Sanders vs. Portland, Dec. 31, 2003
- 33, Tony Bland vs. Houston, Jan. 29, 2002
- 31, Evan Burns vs. New Mexico, Feb. 24, 2003
- 29, Tony Bland vs. LMU, Jan. 3, 2003
- 28, Tony Bland vs. Air Force, Feb. 22, 2003
- 28, Al Faux vs. Oklahoma State, Dec. 30, 2000
- ▶ Opp: 43, Ruben Douglas, New Mexico, Feb. 24, 2003
- NCAA: 37, Marvin O'Connor, St. Joseph's vs. Stanford, Mar. 17, 2001

## Field Goals Made

- 13, Aerick Sanders vs. Portland, Dec. 31, 2003
- 12, Evan Burns vs. New Mexico, Feb. 24, 2003
- 12, Tony Bland vs. Houston, Jan. 29, 2002
- 11, Aerick Sanders vs. EWU, Dec. 20, 2003
- 11, Tony Bland vs. Air Force, Feb. 22, 2003
- 11, Myron Epps vs. Air Force, Jan. 20, 2000
- 11, Matt Watts vs. Nevada, Nov. 14, 1998
- ▶ Opp: 15, Courtney Alexander, Fresno State, Feb. 25, 1999
- ▶ NCAA: 15, Marvin O'Connor, St. Joseph's vs.

# Cox Arena Records (cont.)

Stanford, Mar. 17, 2001

## Field Goals Attempted

- 24, Randy Holcomb vs. Fla. Atlantic, Nov. 30, 2000  
22, Brandon Heath vs. UCSB, Nov. 19, 2004  
 22, Randy Holcomb vs. ASU, Dec. 16, 2000  
 22, Matt Watts vs. USC, Nov. 29, 1997  
 21, Tony Bland vs. Arizona, Dec. 7, 2002  
 20, Aerick Sanders vs. Wyoming, Feb. 21, 2004  
 20, Aerick Sanders vs. Portland, Dec. 31, 2003  
 20, Al Faux vs. Wyoming, Jan. 21, 2002  
 20, Matt Watts vs. USD, Dec. 19, 1998  
 ▶ Opp.: 26, Ruben Douglas, New Mexico, Feb. 24, 2003  
NCAA: 21, Kirk Haston, Indiana vs. Kent State, Mar. 15, 2001

## Field Goal Percentage (Min 6 FGM)

- ▶ 100.0 (11-11), Aerick Sanders vs. EWU, Dec. 20, 2003  
 100.0 (6-6), Mike Mackell vs. CSU, Jan. 19, 2002  
 90.9 (10-11), Aerick Sanders vs. UNLV, Jan. 17, 2004  
 90.0 (9-10), Aerick Sanders vs. Cal Poly, Dec. 18, 2003  
 90.0 (9-10), Al Faux vs. Oklahoma St., Dec. 30, 2000  
 85.7 (6-7), Mike Mackell vs. Arizona, Dec. 7, 2002  
 85.7 (6-7), Al Faux vs. CSU, Mar. 3, 2001  
 85.7 (6-7), Al Faux vs. Sacramento St, Dec. 2, 2000  
Opp.: 100.0 (8-8), Nate Althoff, Utah, Jan. 10, 2000  
NCAA: 88.9 (8-9), Jamaal Davis, Cincinnati vs. Kent State, Mar. 17, 2001

## Free Throws Made

- 12, Marcus Slaughter vs. UCSB, Nov. 19, 2004  
 10, Marcus Slaughter vs. Monmouth, Nov. 22, 2004  
 10, Kevin Betts vs. San Jose State, Jan. 29, 1998  
 9, Brandon Heath vs. Saint Mary's, Dec. 14, 2004  
 9, Marcus Slaughter vs. Saint Mary's, Dec. 14, 2004  
 9, Wesley Stokes vs. Wyoming, Feb. 21, 2004  
 9, Al Faux vs. CS Northridge, Dec. 1, 2001  
 9, Myron Epps vs. New Mexico, Feb. 5, 2000  
 ▶ Opp.: 15, Ruben Douglas, New Mexico, Feb. 24, 2003  
NCAA: 9, Jarron Collins, Stanford vs. St. Joseph's, Mar. 17, 2001

## Free Throws Attempted

- 14, Marcus Slaughter vs. Saint Mary's, Dec. 14, 2004  
 14, Marcus Slaughter vs. Monmouth, Nov. 22, 2004  
 14, Marcus Slaughter vs. UCSB, Nov. 19, 2004  
 14, Tony Bland vs. San Diego, Jan. 8, 2003  
 14, Vincent Okotie vs. Long Beach St., Nov. 28, 1998  
 12, Wesley Stokes vs. Wyoming, Feb. 21, 2004  
 12, Myron Epps vs. Wyoming, Feb. 19, 2000  
 ▶ Opp.: 16, Ruben Douglas, New Mexico, Feb. 24, 2003  
NCAA: 10 - three times

## Free Throw Percentage (Min 6 FTM)

- ▶ 1.000 (8-8), B. Heath vs. Monmouth, Nov. 22, 2004  
 ▶ 100.0 (8-8), D. Abramowitz vs. CSU, Mar. 3, 2001  
 ▶ 100.0 (8-8), Marcelo Correa vs. BYU, Feb. 12, 2001  
 ▶ 100.0 (8-8), Josko Visnjic vs. USC, Nov. 29, 1997  
 1.000 (6-6), Brandon Heath vs. Prov., Dec. 31, 2004  
 1.000 (6-6), Marcus Sluaghter vs. Prov., Dec. 31, 2004  
 100.0 (6-6), Aerick Sanders vs. LMU, Jan. 3, 2003  
 100.0 (6-6), Tony Bland vs. Houston, Jan. 29, 2002  
 100.0 (6-6), Tony Bland vs. UCSD, Nov. 27, 2001  
 100.0 (6-6), Michael Marion vs. AFA, Jan. 20, 2000  
 100.0 (6-6), Marcelo Correa vs. Florida Atlantic, Nov. 30, 2000  
 ▶ Opp.: 100.0 (8-8), Nick Valdez, Texas Tech, Jan.

6, 2003

NCAA: 100.0 (7-7), Tony Akins, Georgia Tech vs. St. Joseph's, March 15, 2001

## Three-Point Field Goals Made

- ▶ 7, Al Faux vs. Oklahoma State, Dec. 30, 2000  
 6, Steve Sir vs. UC San Diego, Dec. 2, 2002  
 6, Jason Richey vs. SMU, Jan. 15, 1998  
 6, Josko Visnjic vs. Southwest Texas, Nov. 26, 1997  
 ▶ Opp.: 7, Bobby Brown, Cal State Fullerton, Dec. 21, 2004; Jermaine Lewis, UNLV, Feb. 11, 2003 and Adam Spanich, USC, Nov. 29, 1997  
NCAA: 5, Marvin O'Connor, St. Joseph's vs. Stanford, March 17, 2001

## Three-Point Field Goals Attempted

- 14, Jason Richey vs. BYU, Nov. 14, 1997  
 13, Josko Visnjic vs. Fresno State, Jan. 31, 1998  
 11, Al Faux vs. New Mexico, Feb. 28, 2002  
 11, Jason Richey vs. SMU, Jan. 15, 1998  
 ▶ Opp.: 16, Damon Jackson, Fresno State, Dec. 8, 2001  
NCAA: 10, Marvin O'Connor, St. Joseph's vs. Stanford, March 17, 2001

## Three-Point Field Goal Percentage

### (Min 4 3FGA)

- ▶ 100.0 (4-4), Deandre Moore vs. BYU, Feb. 11, 2002  
 87.5 (7-8), Al Faux vs. Oklahoma St, Dec. 30, 2000  
 83.3 (5-6), David Abramowitz vs. SCC, Dec. 2, 1998  
 75.0 (3-4), John Sharper vs. UCSD, Nov. 27, 2004  
 75.0 (3-4), John Sharper vs. Cal Poly, Dec. 18, 2003  
 75.0 (3-4), Jim Roban vs. UNLV, Feb. 24, 2001  
 75.0 (3-4), Karlo Kovacic vs. UNLV, Feb. 24, 2001  
 75.0 (3-4), Deandre Moore vs. UNLV, Feb. 24, 2001  
 75.0 (3-4), David Abramowitz vs. UNM, Feb. 5, 2000  
Opp.: 80.0 (4-5), Josh Davis, UCSB, Nov. 19, 2004  
NCAA: 80.0 (4-5), Jay Joseph, UNCG vs. Stanford, Mar. 15, 2001

## Rebounds

- 16, Aerick Sanders vs. Wyoming, Feb. 21, 2004  
 15, Aerick Sanders vs. Troy State, Nov. 30, 2003  
 15, Roy Kruiswyk vs. Hawaii, Jan. 10, 1997  
 14, Aerick Sanders vs. Portland, Dec. 31, 2003  
 14, Aerick Sanders vs. Wyoming, Feb. 3, 2003  
 ▶ Opp.: 17, Uche Nsonwu-Amadi, Wyoming, Jan. 21, 2002  
NCAA: 12, Alvin Jones, Georgia Tech vs. St. Joseph's, Mar. 15, 2001

## Assists

- 11, Deandre Moore vs. Wyoming, Mar. 1, 2001  
 11, Deandre Moore vs. Sacramento St, Dec. 2, 2000  
 11, Bradley Jackson vs. High Point, Jan. 2, 2000  
 9, Brandon Heath vs. UCSD, Nov. 27, 2004  
 9, Wesley Stokes vs. Washington, Dec. 27, 2003  
 9, Tony Bland vs. Norfolk State, Nov. 21, 2001  
 9, Deandre Moore vs. New Mexico State, Nov. 21, 2000  
 ▶ Opp.: 12, Greg Davis, Troy State, Nov. 30, 2003  
NCAA: 9, Jameer Nelson, St. Joseph's vs. Stanford, Mar. 17, 2001

## Steals

- ▶ 7, Deandre Moore vs. Colorado State, Feb. 1, 2003  
 6, Matt Watts vs. Southern Cal Col, Dec. 19, 1997  
 5, Brandon Heath, vs. UCSD, Nov. 27, 2004

5, Donte Wilson vs. Loyola Marymount, Dec. 30, 1999

5, Matt Watts vs. San Jose State, Feb. 27, 1999  
 5, Matt Watts vs. Long Beach State, Nov. 28, 1998  
 5, Matt Watts vs. Oregon, Dec. 2, 1997  
 5, Matt Watts vs. USC, Nov. 29, 1997  
Opp.: 6, Bobby Brown, Cal State Fullerton, Dec. 21, 2004

NCAA: 5, Demetric Shaw, Kent State vs. Cincinnati, March 17, 2001

## Blocked Shots

- ▶ 5, Marcelo Correa vs. Sacramento St, Dec. 2, 2000  
 4, Aerick Sanders vs. UC San Diego, Dec. 2, 2002  
 4, Chris Walton vs. New Mexico, Feb. 28, 2002  
 4, Aerick Sanders vs. UNLV, Jan. 26, 2002  
 4, Randy Holcomb vs. Wyoming, Jan. 21, 2001  
 ▶ Opp.: 5 - four times, most recent: Dalron Johnson, UNLV, Jan. 26, 2002  
NCAA: 3 - two times

▶ - Indicates Cox Arena record. Underline - Indicates this season.

NCAA refers to the 2001 NCAA First and Second Rounds which were hosted by SDSU and played in Cox Arena

**Inside the Series**

All-Time Series History

Overall	Wyoming, 31-23
At San Diego, Calif.	SDSU, 15-9
At Cox Arena	Wyoming, 3-2
At Laramie, Wyo.	Wyoming, 20-4
At Arena-Auditorium	Wyoming, 16-4
At Neutral Sites	SDSU, 4-2
Pre-WAC	NA
WAC	Wyoming, 23-15
MWC	Wyoming, 6-4
WAC Tournament	SDSU, 3-1
MWC Tournament	Tied, 1-1

Streaks

Current	SDSU, 1
Longest SDSU Streak	4
Longest Wyoming Streak	6
Current Streak At SDSU	SDSU, 3
Current Streak At Wyoming	UW, 1
Current MWC Tourney	SDSU, 1

Coaching Records

► Steve Fisher vs. Wyoming	
Overall	5-7
In MWC Tournament	1-1
► Steve McClain vs. SDSU	
Overall	7-5
In MWC Tournament	1-1

San Diego State

Most Points	
95 (95-83), Feb. 23, 1991	
Most Points At SDSU	
88 (88-82), Jan. 27, 1986	
Most Points At Wyoming	
87 (87-93), Jan. 29, 2000	
Most Points in MWC Tourney	
70 (70-69), March 8, 2002	
Largest Margin of Victory	
13 - (86-73), March 1, 2003	
Largest Margin At SDSU	
10 - (80-70), Feb. 3, 2003	
Largest Margin At Wyoming	
13 - (86-73), March 1, 2003	
Largest Margin in MWC Tourney	
1 - (70-69), March 8, 2002	

Wyoming

Most Points	
102 (102-57), Feb. 7, 1981	
Most Points At SDSU	
88 (88-85), Jan. 21, 2002	
Most Points At Wyoming	
102 (102-57), Feb. 7, 1981	
Most Points in MWC Tourney	
73 (73-58), March 8, 2001	
Largest Margin of Victory	
45 (102-57), Feb. 7, 1981	
Largest Margin At SDSU	
18 (69-51), Jan. 2, 1981	
Largest Margin At Wyoming	
45 (102-57), Feb. 7, 1981	
Largest Margin in MWC Tourney	
15 (73-58), March 8, 2001	

# SDSU vs. Wyoming



**All-Time Series History and Results**

**Wyoming leads 31-23**

Date	Winner	Site	SD	W
1.12.79	UW	A	71	78
2.10.79	SDSU	SA-H	79	71
1.5.80	SDSU	SA-H	65	57
1.31.80	UW	A	58	79
1.2.81	UW	SA-H	51	69
2.7.81	UW	A	57	102
1.21.82	UW	A	64	77
3.6.82	UW (ot)	SA-H	64	66
1.29.83	SDSU	SA-H	64	57
2.24.83	UW	A	56	66
2.6.84	UW (ot)	A	73	83
3.1.84	UW	SA-H	64	65
1.3.85	SDSU	A	60	57
2.9.85	SDSU	SA-H	79	70
1.27.86	SDSU	SA-H	88	82
2.13.86	UW	A	71	89
1.22.87	UW	SA-H	70	79
2.19.87	UW	A	73	85
1.28.88	UW	SA-H	56	57
2.27.88	16-UW	A	59	85
3.9.88	14-UW	WAC-N	76	83
1-30-89	SDSU	SA-H	69	61
2-18-89	UW	A	67	71
1.11.90	UW	A	60	76
1.29.90	SDSU	SA-H	68	59
2.3.91	SDSU (2ot)	SA-H	87	84
2.23.91	SDSU	A	95	83
1.9.92	UW	SA-H	72	85
2.13.92	UW	A	66	92
1.7.93	UW	A	54	77

2.25.93	SDSU	PG-H	64	62
3.10.93	SDSU	WAC-N	59	57
1.10.94	SDSU	PG-H	73	71
2.26.94	UW	A	70	85
3.9.94	SDSU	WAC-N	54	51
1.2.95	UW	A	56	64
3.2.95	SDSU	PG-H	52	51
1.4.96	SDSU	SA-H	80	77
3.2.96	UW	A	68	69
1.16.97	SDSU	SA-H	82	75
2.15.97	UW	A	50	67
3.3.98	SDSU (ot)	WAC-N	60	57
1.29.00	UW	A	87	93
2.19.00	UW	Cox-H	57	71
2.3.01	UW	A	66	101
3.1.01	UW	Cox-H	62	69
3.8.01	UW	MWC-N	58	73
1.21.02	UW (ot)	Cox-H	85	88
2.18.02	SDSU	A	68	64
3.8.02	SDSU	MWC-N	70	69
2.3.03	SDSU	Cox-H	80	70
3.1.03	SDSU	A	86	73
1.26.04	UW	A	71	79
2.21.04	SDSU	Cox-H	74	66

**San Diego State vs. Wyoming Career Statistics**

SDSU	G-GS	FG-A	3FG-A	FT-A	REB	AVG.	A	TO	BS	ST	PTS	AVG	HI
Trimaire Davis	4-0	0-2	0-0	0-0	0	0.0	0	1	0	0	0	0.0	0
Travis Hanour	2-0	0-0	0-0	0-1	3	1.5	1	0	0	0	0	0.0	0
Brandon Heath	2-2	9-19	0-6	5-8	3	1.5	4	8	0	1	23	11.5	15
Tommy Johnson	5-0	6-12	1-1	3-5	12	2.4	2	3	0	3	16	3.2	9
Chris Manker	5-1	13-24	12-22	0-3	7	1.4	1	3	1	4	38	7.6	14
Aerick Sanders	7-4	29-60	0-0	12-19	50	7.1	7	7	8	9	70	10.0	22
John Sharper	4-0	5-15	2-10	0-0	1	0.3	4	1	0	2	12	3.0	8
Marcus Slaughter	2-2	5-8	1-1	0-0	16	8.0	0	3	0	1	11	5.5	7
Wesley Stokes	2-2	2-18	1-7	10-14	3	1.5	13	6	0	2	15	7.5	9
Chris Walton	8-2	14-42	3-11	7-10	30	3.8	13	8	3	7	38	4.8	12
Ben Wardrop	2-0	0-0	0-0	0-0	0	0.0	0	0	0	0	0	0.0	0

WYOMING	G-GS	FG-A	3FG-A	FT-A	REB	AVG.	A	TO	BS	ST	PTS	AVG	HI
David Adams	4-1	12-27	6-14	7-8	12	3.0	5	5	0	4	37	9.3	14
Mory Correa	3-0	5-8	0-0	3-3	10	3.3	1	1	2	1	13	4.3	8
Alex Dunn	3-2	10-17	0-0	7-11	26	8.7	2	6	0	1	27	9.0	14
Tim Henry	1-1	0-1	0-0	0-0	1	1.0	1	1	0	0	0	0.0	0
Omoniyi Makun	3-0	0-3	0-0	0-0	1	0.3	0	1	0	0	0	0.0	0
Joe Ries	8-4	9-20	0-2	12-20	18	2.3	2	5	1	1	30	3.8	9
David Rottinghaus	8-3	11-26	5-15	8-14	17	2.1	7	9	1	5	35	4.8	14
Dion Sherrell	2-1	3-12	2-6	3-3	8	4.0	1	3	0	0	11	5.5	8
Jay Straight	7-7	27-66	10-33	26-32	21	3.0	21	23	0	6	90	12.9	30
Mikel Watson	2-1	6-19	0-8	2-4	4	2.0	3	9	0	0	14	7.0	10
Jerry Webb	2-0	6-10	2-4	1-3	6	3.0	0	1	0	1	15	7.5	13
Ryan Wildenborg	3-0	2-4	0-0	1-3	12	4.0	1	1	2	2	5	1.7	2

# SDSU vs. Wyoming Mountain West Conference Era

## Wyoming leads 7-5 in Mountain West Conference Era

Date	NR	Opponent	SDSU Result		Television	San Diego State High			Attendance
						Scorer	Rebounder	Assists	
Jan. 29, 2000		at Wyoming*	L	87-93		Epps-32	Epps/Correa-8	Abramowitz/Wilson-4	7,951
Feb. 19, 2000		WYOMING*	L	57-71		Epps-19	Epps-11	Three with-3	2,024
Feb. 3, 2001		at Wyoming* (D)	L	66-101	SportsWest	Epps-16	Holcomb-7	Moore-6	10,191
Mar. 1, 2001		WYOMING*	L	62-69	(none)	Epps-14	Holcomb/Moore-6	Moore-11	3,435
Mar. 8, 2001		vs. Wyoming (MWC-QF)	L	58-73		Holcomb-24	Correa-7	Faux-4	7,428
Jan. 21, 2002		WYOMING*	L-ot	85-88	ESPN	Faux-26	Holcomb-12	Bland-6	6,171
Feb. 18, 2002		at Wyoming*	W	68-64	Ch. 4-San Diego	Bland-19	Bland/Holcomb-8	Holcomb-4	9,121
Mar. 8, 2002		vs. Wyoming (MWC-SF)	W	70-69	ESPN???	Faux-20	Bland/Hcomb/Sand-7	Bland-5	14,837
Feb. 3, 2003		WYOMING*	W	80-70	ESPN	Bland-18	Sanders-14	Burns/Moore-5	6,184
Mar. 1, 2003		at Wyoming* (D)	W	86-73	Ch. 4-San Diego	Bland-19	Moore-10	Moore-5	12,863
Jan. 17, 2004		at Wyoming*	L	71-79	SportsWest	Heath-15	Sanders-11	Stokes-9	7,763
Feb. 21, 2004		WYOMING*	W	74-66	Ch. 4-San Diego	Sanders-22	Sanders-16	Stokes/Walton-4	8,198

Team	Site/Date	FG-FGA	Pct	3P-3PA	Pct	FT-FTA	Pct	Off-Def	Tot	PF	AT	TO	BS	ST	1st-2nd	Pts
SDSU	A	36-66	.500	4-17	.235	17-22	.750	13-25	38	31	18	20	1	6	47-40	87
<b>at Wyoming</b>	<b>1/29/00</b>	<b>28-61</b>	<b>.459</b>	<b>8-18</b>	<b>.444</b>	<b>29-42</b>	<b>.690</b>	<b>13-24</b>	<b>37</b>	<b>21</b>	<b>17</b>	<b>14</b>	<b>7</b>	<b>12</b>	<b>42-51</b>	<b>93</b>
at SDSU	H	21-57	.368	5-15	.333	10-16	.625	8-27	35	17	14	15	5	5	24-33	57
<b>Wyoming</b>	<b>2/19/00</b>	<b>26-61</b>	<b>.426</b>	<b>7-26</b>	<b>.269</b>	<b>12-22</b>	<b>.545</b>	<b>13-31</b>	<b>44</b>	<b>13</b>	<b>17</b>	<b>16</b>	<b>5</b>	<b>7</b>	<b>36-35</b>	<b>71</b>
SDSU	A	21-63	.333	4-22	.182	20-26	.769	9-17	26	18	15	11	2	12	29-37	66
<b>at Wyoming</b>	<b>2/3/01</b>	<b>36-66</b>	<b>.545</b>	<b>9-26</b>	<b>.346</b>	<b>20-24</b>	<b>.833</b>	<b>15-38</b>	<b>53</b>	<b>22</b>	<b>23</b>	<b>17</b>	<b>4</b>	<b>10</b>	<b>43-58</b>	<b>101</b>
at SDSU	H	25-60	.417	5-16	.313	7-13	.538	7-19	26	23	16	9	2	8	28-34	62
<b>Wyoming</b>	<b>3/1/01</b>	<b>23-48</b>	<b>.479</b>	<b>7-15</b>	<b>.467</b>	<b>16-25</b>	<b>.640</b>	<b>12-33</b>	<b>45</b>	<b>14</b>	<b>15</b>	<b>16</b>	<b>8</b>	<b>7</b>	<b>30-39</b>	<b>69</b>
vs. SDSU	N	19-59	.322	6-15	.400	14-20	.700	18-20	38	16	11	14	7	3	33-25	58
<b>Wyoming</b>	<b>3/8/01</b>	<b>26-58</b>	<b>.448</b>	<b>2-10</b>	<b>.200</b>	<b>19-23</b>	<b>.826</b>	<b>14-26</b>	<b>40</b>	<b>18</b>	<b>18</b>	<b>11</b>	<b>10</b>	<b>4</b>	<b>36-37</b>	<b>73</b>
at SDSU	H	33-83	.398	6-13	.462	13-22	.591	18-26	44	26	15	1	11	10	37-36-12	85
<b>Wyoming</b>	<b>1/21/02</b>	<b>30-62</b>	<b>.484</b>	<b>2-6</b>	<b>.333</b>	<b>26-36</b>	<b>.722</b>	<b>9-34</b>	<b>43</b>	<b>19</b>	<b>13</b>	<b>21</b>	<b>6</b>	<b>9</b>	<b>33-40-15</b>	<b>88</b>
SDSU	A	30-58	.517	2-7	.524	6-14	.429	14-23	37	25	12	17	4	11	41-27	68
<b>at Wyoming</b>	<b>2/18/02</b>	<b>20-51</b>	<b>.392</b>	<b>2-16</b>	<b>.125</b>	<b>22-33</b>	<b>.667</b>	<b>14-19</b>	<b>33</b>	<b>17</b>	<b>11</b>	<b>15</b>	<b>2</b>	<b>8</b>	<b>25-39</b>	<b>64</b>
SDSU	N- MWC	27-58	.466	5-11	.455	11-20	.550	10-25	35	23	17	7	3	1	37-33	70
vs. Wyoming	3/8/02	19-48	.396	4-12	.333	27-37	.730	9-27	36	19	7	9	5	4	32-37	69
at SDSU	H	31-62	.500	5-12	.417	13-21	.619	14-25	39	21	19	11	3	8	41-39	80
<b>Wyoming</b>	<b>2/3/03</b>	<b>24-48</b>	<b>.500</b>	<b>7-16</b>	<b>.438</b>	<b>15-24</b>	<b>.625</b>	<b>6-17</b>	<b>23</b>	<b>20</b>	<b>17</b>	<b>15</b>	<b>4</b>	<b>4</b>	<b>39-31</b>	<b>70</b>
SDSU	A	26-50	.520	8-15	.533	26-42	.619	7-29	36	25	10	12	4	7	42-44	86
at Wyoming	3/1/03	24-67	.358	7-28	.250	18-27	.667	19-25	44	26	11	12	3	7	29-44	73
SDSU	A	29-64	.453	7-20	.350	6-12	.500	11-28	39	21	16	16	2	8	35-36	71
<b>at Wyoming</b>	<b>1/17/04</b>	<b>27-61</b>	<b>.443</b>	<b>9-19</b>	<b>.474</b>	<b>16-23</b>	<b>.696</b>	<b>11-30</b>	<b>41</b>	<b>16</b>	<b>8</b>	<b>15</b>	<b>1</b>	<b>5</b>	<b>34-45</b>	<b>79</b>
<i>Ties: 3. Lead Changes: 4. Points off Turnovers: SDSU 15, Wyoming 12. Points in Paint: SDSU 24, Wyoming 22. Second Chance Points: SDSU 18, Wyoming 10.</i>																
at SDSU	H	22-64	.344	7-19	.368	23-30	.767	16-24	40	16	15	12	0	12	35-39	74
Wyoming	2/21/04	23-61	.377	5-25	.200	15-21	.714	18-28	46	25	10	22	2	8	26-40	66
<i>Ties: 0. Lead Changes: 1. Points off Turnovers: SDSU 26, Wyoming 22. Points in Paint: SDSU 24, Wyoming 32. Second Chance Points: SDSU 16, Wyoming 18.</i>																

Bold indicates winning team.



# Game 1

## UCSB 80, San Diego State 72 (ot)

Nov. 19, 2004 ♦ San Diego, Calif.

Cox Arena ♦ Att.: 6,191

SAN DIEGO - Freshman Alex Harris scored eight points in overtime, including consecutive 3-pointers, as UC Santa Barbara beat San Diego State 80-72 in a sloppy opener for both teams on Friday night.

San Diego State's Marcus Slaughter brought the Aztecs back all by himself, scoring their final 16 points of regulation and forcing overtime with a put-back at the buzzer to tie it at 63-all.

The Aztecs then missed their first four shots of overtime, including one by Slaughter.

Slaughter, a sophomore forward who led all scorers with a career-high 28 points, didn't score in overtime before fouling out with 17.2 seconds left.

The Gauchos, missing two starters due to injuries, took control in OT with a 3-pointer by Chrismen Oliver and two by Harris. They made eight straight free throws in the final minute.

Josh Davis led the Gauchos with 18 points, Oliver had 17, and Harris and Casey Cook tallied 15 apiece.

Brandon Heath and Chris Manker had 17 each for San Diego State.

UCSB went on a 9-0 run to take a 55-47 lead with 6:09 left in regulation. Slaughter converted a three-point play with 5:43 left to start his run.

Slaughter made a layup with 45.8 seconds left to pull the Aztecs to 63-61. Oliver missed an off-balance shot and Slaughter got the rebound with 7.5 seconds left. After a time-out, Heath missed a layup but Slaughter grabbed the rebound and put up a buzzer-beater.

Slaughter made 12 of 14 free throws, all in the second half.

UCSB	MP	FG	3FG	FT	R	F	A TO	B	S	TP
Davis	38	7-10	4-5	0-0	5	4	3 4	4	0	4 18
Cook	35	7-10	0-0	1-3	4	5	3 1	0	3	15
See	36	2-10	0-7	0-2	4	1	3 3	1	2	4
Harris	31	5-8	2-4	3-4	3	2	2 3	0	1	15
Oliver	41	6-11	1-3	4-4	5	0	4 1	0	1	17
Rasp	4	1-2	1-2	0-0	2	1	0 0	0	0	3
Chambers	10	1-6	0-2	0-0	3	1	0 1	0	0	2
Moore	8	1-1	0-0	0-0	1	0	0 0	1	1	2
Turner	22	0-2	0-0	4-4	7	4	0 2	1	1	4
Team					2			2		
<b>Totals</b>	<b>225</b>	<b>30-60</b>	<b>8-23</b>	<b>17-17</b>	<b>36</b>	<b>18</b>	<b>15 17</b>	<b>3</b>	<b>13</b>	<b>80</b>

SDSU	MP	FG	3FG	FT	R	F	A TO	B	S	TP
Walton	29	0-4	0-1	0-0	1	4	1 4	0	0	0
Slaughter	41	8-16	0-2	12-14	13	5	1 5	0	4	28
Camara	14	0-0	0-0	0-0	5	2	0 0	1	0	0
Heath	41	7-22	3-10	0-0	4	2	3 4	1	2	17
Sharper	40	3-8	2-6	0-0	3	0	2 4	0	0	8
Johnson	15	0-2	0-1	0-0	1	1	2 1	0	0	0
Smith	1	0-0	0-0	0-0	0	0	0 0	0	0	0
Davis	2	0-0	0-0	0-0	1	0	0 0	0	0	0
Thomas	6	1-2	0-0	0-0	1	1	0 0	0	0	2
Ines	1	0-0	0-0	0-0	0	0	0 0	0	0	0
Manker	35	7-13	2-6	1-4	8	2	2 1	0	3	17
Team					2					
<b>Totals</b>	<b>225</b>	<b>26-67</b>	<b>7-26</b>	<b>13-18</b>	<b>39</b>	<b>17</b>	<b>12 19</b>	<b>2</b>	<b>9</b>	<b>72</b>

Halftime: UCSB 31, San Diego State 26. FG %: UCSB 50.0, San Diego State 38.8. 3FG%: UCSB 34.8, San Diego State 26.9. FT%: San Diego State 72.2, UCSB 70.6. Officials: Bob Staffen, Mike Littlewood, Ronnie Hernandez. Technicals: San Diego State: Marcus Slaughter. Attendance: 6,191.

# Game 2

## San Diego State 69, Monmouth 65

Nov. 22, 2004 ♦ San Diego, Calif.

Cox Arena ♦ Att.: 4,097

SAN DIEGO - Brandon Heath hit a short jump shot with 46 seconds left to put San Diego State ahead for the first time in the second half, then made four free throws for the Aztecs in the final seconds for a 69-65 victory over Monmouth Monday night.

Down 51-37 seven minutes into the second half, the Aztecs (1-1) recorded the largest second-half comeback in five-plus seasons under coach Steve Fisher.

Heath finished with 16 points and nine rebounds, while Marcus Slaughter led the Aztecs with 18 points.

Matt Thomas converted a 12-foot jumper to pull San Diego State even at 63 with 1:47 to go, and Heath hit the go-ahead shot on the Aztecs' next possession.

Heath then intercepted a pass under the Monmouth basket and was fouled. He sank two free throws for a 67-63 lead with 21 seconds to play.

Dejan Delic scored a career-high 18 points for Monmouth (0-2), all on 3-pointers. The Hawks led 31-28 at halftime after opening a 26-8 lead nine minutes into the game.

The Aztecs had a 41-20 lead in rebounding and a 33-16 advantage from the free-throw line.

SDSU	MP	FG	3FG	FT	R	F	A TO	B	S	TP
Hamilton	30	3-11	0-2	5-7	2	4	1 1	0	2	11
Kenny	27	5-8	1-3	3-3	1	4	3 1	0	1	14
Hallett	22	2-7	2-3	0-0	3	3	1 0	2	0	6
Azzarelli	36	2-3	1-2	1-2	4	2	5 3	0	3	6
Byfield	25	0-3	0-2	2-2	0	2	4 0	0	2	2
Delic	30	6-10	6-10	0-0	1	2	3 3	1	1	18
Alston	24	3-8	0-0	2-2	7	1	1 2	0	1	8
Wilson	6	0-1	0-1	0-0	0	3	0 0	0	0	0
Team					2					
<b>Totals</b>	<b>200</b>	<b>21-51</b>	<b>10-23</b>	<b>13-16</b>	<b>20</b>	<b>21</b>	<b>18 10</b>	<b>3</b>	<b>10</b>	<b>65</b>

BYU	MP	FG	3FG	FT	R	F	A TO	B	S	TP
Manker	21	3-6	1-3	2-3	2	1	1 2	0	0	9
Slaughter	35	4-6	0-0	10-14	7	2	0 4	2	2	18
Camara	23	3-6	0-0	1-1	8	2	0 1	0	0	7
Heath	32	3-13	2-5	8-8	9	2	2 6	0	3	16
Sharper	17	2-3	2-3	0-0	0	2	1 0	0	1	6
Johnson	12	1-1	0-0	0-0	1	0	0 1	1	0	2
Smith	17	0-1	0-1	1-2	2	2	1 0	0	0	1
Davis	16	1-3	0-0	0-0	3	3	0 0	0	1	2
Thomas	27	3-8	1-3	1-5	5	0	6 3	0	0	8
Team					4					
<b>Totals</b>	<b>200</b>	<b>20-47</b>	<b>6-15</b>	<b>23-33</b>	<b>41</b>	<b>14</b>	<b>11 17</b>	<b>3</b>	<b>7</b>	<b>69</b>

Halftime: Monmouth 31, San Diego State 28. FG %: San Diego State 42.6, Monmouth 41.2. 3FG%: Monmouth 43.5, San Diego State 40.0. FT%: BYU 81.3, San Diego State 69.7. Officials: Randy McCall, Mike Giarratano, Mike Reed. Technicals: Monmouth-Dejan Delic.

# Game 3

## San Diego State 86, UCSD 51

Nov. 27, 2004 ♦ San Diego, Calif.

Cox Arena ♦ Att.: 10,888

SAN DIEGO - Aztec senior Chris Manker and sophomore Marcus Slaughter combined for 43 points as San Diego State defeated UC San Diego 86-51 on Nov. 27 at Cox Arena.

The victory improved SDSU's all-time record against the Tritons to 7-0.

UC San Diego played well throughout, connecting on 6-of-10 three-point field goals in the first half and trailed by just six points at intermission.

The Aztecs took control early in the second half, pushing a six-point halftime lead to double digits at the 17:55 mark. San Diego State outscored UCSD 44-16 over the final 17:13 to record its widest margin of victory in three seasons.

San Diego State forced 27 turnovers in the game, recorded 15 steals and connected on 32-of-53 shots from the floor for 60.4 percent. It was the highest field goal percentage for an SDSU squad, since connecting on 61.4 percent against Air Force on Feb. 22, 2003.

Manker scored a career-high 23 points on the strength of 9-of-13 shooting from the field. Slaughter tallied double figures for the third consecutive game with 20 points on 7-of-11 from the floor. Sophomore guard Brandon Heath recorded a career-best nine assists to go along with five points and five steals.

UCSD	MP	FG	3FG	FT	R	F	A TO	B	S	TP
Berling	*34	5-8	2-4	4-4	6	3	3 7	1	0	16
Randall	*20	0-2	0-0	1-2	1	4	0 2	0	2	1
Odiye	*27	3-7	2-3	1-1	3	2	3 5	0	2	9
Hatch	*31	1-5	0-1	0-1	2	2	4 2	0	0	2
Spaventa	*13	1-2	1-2	0-0	1	2	0 1	0	0	3
Zanolli	3	0-0	0-0	0-0	0	0	0 2	0	0	0
Lewkowitz	5	0-0	0-0	0-0	0	1	0 0	0	0	0
Allard	15	1-1	1-1	2-2	0	1	3 0	0	1	5
Liu	15	2-6	0-0	0-0	1	1	0 0	0	0	4
Johnson	9	0-1	0-1	0-0	0	0	1 2	0	0	0
Peters	28	3-5	3-5	2-2	1	0	0 1	0	1	11
Team					6			5		
<b>Totals</b>	<b>200</b>	<b>16-37</b>	<b>9-17</b>	<b>10-12</b>	<b>21</b>	<b>16</b>	<b>14 27</b>	<b>1</b>	<b>6</b>	<b>51</b>

SDSU	MP	FG	3FG	FT	R	F	A TO	B	S	TP
Manker	*28	9-13	0-2	5-5	5	0	3 0	1	1	23
Slaughter	*30	7-11	1-3	5-7	4	0	3 0	3	2	20
Camara	*19	2-4	0-0	1-2	4	1	0 0	1	0	5
Heath	*26	2-6	1-5	0-0	1	1	9 3	0	5	5
Sharper	*27	3-6	3-4	0-0	1	0	2 2	0	3	9
Johnson	7	0-0	0-0	0-0	0	1	0 1	0	1	0
Weinstein	3	0-1	0-1	0-0	0	0	0 1	0	0	0
Smith	18	1-2	1-1	0-0	2	3	4 0	0	0	3
Davis	14	4-5	0-0	0-0	2	4	0 1	0	0	8
Thomas	24	2-3	1-1	2-2	4	1	2 1	0	3	7
Ines	4	2-2	0-0	2-4	0	0	0 0	0	0	6
Team					1			0		
<b>Totals</b>	<b>200</b>	<b>32-53</b>	<b>7-17</b>	<b>15-20</b>	<b>24</b>	<b>11</b>	<b>23 9</b>	<b>5</b>	<b>15</b>	<b>86</b>

Halftime: San Diego State 35, UC San Diego 29. FG %: San Diego State 60.4, UCSD 43.2. 3FG%: UCSD 52.9, San Diego State 41.2. FT%: UCSD 83.3, San Diego State 75.0. Officials: Larry Spaulding, Jim Danner, Roosevelt Brown. Technicals: None.

## Game 4

### San Diego State 83, San Diego 63

Dec. 1, 2004 ♦ San Diego, Calif.

Cox Arena ♦ Att.: 6,132

SAN DIEGO - Sophomore guard Brandon Heath scored a season-high 26 points and added a game-high five assists as San Diego State defeated San Diego 83-63 at Cox Arena on Dec. 1.

The victory was the third in a row for the Aztecs and the third straight over the Toreros. The 20-point margin of victory was the largest in the series for SDSU since a 23-point victory on Feb. 25, 1975. The Aztecs led for the final 28:04.

With the 20-point margin of victory, San Diego State won by a wider margin than the previous four meetings, combined (17).

Senior forward Chris Manker continued his impressive play of late with 22 points, six rebounds and a career-best three blocked shots in the game. Junior guard John Sharper posted a career-high with 13 points and sophomore forward Marcus Slaughter had his second double-double of the season with 12 points and a game-high 12 rebounds.

San Diego was led by Brett Melton's 16 points and Brice Vounang's 15 points and a team-high six rebounds.

The Aztecs enjoyed advantages in nearly every statistical category, including field goal percentage (53.6-41.9 percent), free throws attempted (18-5) and rebounding (38-24).

USD	MP	FG	3FG	FT	R	F	A	TO	B	S	TP
Gay	*17	2-6	1-3	0-0	3	0	3	1	0	1	5
Belser	*38	3-6	0-2	1-2	3	3	1	2	0	2	7
Vounang	*36	7-13	0-0	1-1	6	5	0	4	0	2	15
Melton	*32	6-11	4-8	0-0	1	4	2	1	0	1	16
Derogatis	*31	2-6	2-3	0-0	3	3	5	3	0	1	6
Fogel	20	1-5	0-1	0-0	2	1	3	2	0	0	2
Shepherd	3	0-0	0-0	1-2	0	0	0	0	0	0	1
Lewis	23	5-15	1-4	0-0	5	0	1	1	1	0	11
Team					1			1			
<b>Totals</b>	<b>200</b>	<b>26-62</b>	<b>8-21</b>	<b>3-5</b>	<b>24</b>	<b>16</b>	<b>15</b>	<b>15</b>	<b>1</b>	<b>7</b>	<b>63</b>

SDSU	MP	FG	3FG	FT	R	F	A	TO	B	S	TP
Manker	*32	9-13	3-7	1-1	6	1	2	2	3	1	22
Slaughter	*35	4-9	1-3	3-5	12	4	3	4	2	0	12
Camara	*31	2-2	0-0	0-0	5	3	1	1	1	2	4
Heath	*34	8-15	3-5	7-8	3	2	5	4	0	1	26
Sharper	*33	4-8	3-7	2-2	1	0	1	1	0	2	13
Johnson	4	0-0	0-0	0-0	1	0	0	0	0	0	0
Weinstein	1	0-0	0-0	0-0	0	0	0	0	0	0	0
Smith	6	0-1	0-1	0-0	2	0	2	2	0	1	0
Davis	6	1-1	0-0	0-0	2	0	0	0	0	0	2
Thomas	17	2-7	0-1	0-2	5	1	1	3	0	0	4
Ines	1	0-0	0-0	0-0	0	0	0	0	0	0	0
Team					1			0			
<b>Totals</b>	<b>200</b>	<b>30-56</b>	<b>10-24</b>	<b>13-18</b>	<b>38</b>	<b>11</b>	<b>15</b>	<b>17</b>	<b>6</b>	<b>7</b>	<b>83</b>

Halftime: San Diego State 38, San Diego 27. FG %: San Diego State 53.6, San Diego 41.9. 3FG%: San Diego State 41.7, San Diego 38.1. FT%: San Diego State 72.2, San Diego 60.0. Officials: Scott Thornley, Mike Littlewood, Bobby McRoy. Technicals: None. Att. endance: 6, 132.

## Game 5

### San Diego State 73, UCSB 55

Dec. 4, 2004 ♦ Santa Barbara, Calif.

Marriott Center ♦ Att.: 1,518

SANTA BARBARA, Calif. - San Diego State connected on 60.0 percent field goal shooting, including 12-of-20 three-point field goal attempts, to avenge its only loss of the season with a 73-55 victory at UC Santa Barbara.

The Aztecs' 18-point win was their widest margin of victory on the road since an 83-58 victory at Baylor on Nov. 29, 1989 and snapped a 10-game road losing streak.

San Diego State, which led for 37:12 of the game and enjoyed a double-digit lead for 24:10, used a 17-0 run early in the second half and led 67-31 with 8:48 to play.

Sophomore forward Marcus Slaughter connected on 8-of-13 shots, including 3-of-4 from behind the arc en route to 24 points and seven rebounds. Sophomore guard Brandon Heath added 20 points, his second consecutive and 11th career game with at least 20 points, making 8-of-10 shots, including 4-of-6 from three-point range, while adding seven assists. Junior guard John Sharper added a career-best 15 points and was 3-of-5 from bonus distance.

The offense was only half of the story, as the Aztecs completely shut down the Gaucho attack. UC Santa Barbara shot just 34.6 percent from the field, and had 31 points in the first 31:12 of the game. The Gaucho starting five connected on a mere 11-of-35 from the floor (31.4 percent).

SDSU	MP	FG	3FG	FT	R	F	A	TO	B	S	TP
Slaughter	*33	8-13	3-4	5-5	7	4	1	3	0	0	24
Manker	*29	2-6	1-3	0-0	3	4	1	1	0	0	5
Camara	*19	0-0	0-0	0-0	3	3	1	1	0	0	0
Heath	*28	8-10	4-6	0-0	2	1	7	2	0	2	20
Sharper	*33	6-8	3-5	0-0	1	1	1	2	0	1	15
Hanour	3	0-0	0-0	0-0	0	1	1	0	0	0	0
Smith	11	1-2	1-2	0-0	0	2	0	3	0	0	3
Davis	19	2-3	0-0	0-2	3	0	1	0	1	0	4
Thomas	16	0-3	0-0	2-4	2	0	3	2	0	0	2
Johnson	7	0-0	0-0	0-0	0	0	0	0	0	0	0
Ines	2	0-0	0-0	0-20	0	0	0	0	0	0	0
Team					4			0			
<b>Totals</b>	<b>200</b>	<b>27-45</b>	<b>12-20</b>	<b>7-13</b>	<b>25</b>	<b>16</b>	<b>16</b>	<b>14</b>	<b>1</b>	<b>3</b>	<b>73</b>

UCSB	MP	FG	3FG	FT	R	F	A	TO	B	S	TP
Goettsche	*29	4-7	0-0	2-3	3	2	0	2	2	0	10
Cook	*28	2-6	1-1	3-4	4	2	0	3	1	0	8
Davis	*28	3-10	1-5	1-2	4	2	2	2	0	1	8
Harris	*25	1-6	1-3	0-0	3	2	3	2	0	1	3
Oliver	*23	1-6	0-3	0-0	2	0	2	1	0	0	2
Rasp	13	2-4	1-3	0-0	1	2	1	1	0	0	5
See	18	3-4	3-4	0-0	4	0	4	0	0	0	9
Chambers	14	1-4	1-3	4-4	2	2	1	1	0	1	7
Moore	5	0-2	0-0	0-3	0	0	0	1	0	0	0
Turner	17	1-3	0-0	1-2	4	2	0	0	0	0	3
Team					0			0			
<b>Totals</b>	<b>200</b>	<b>18-52</b>	<b>8-22</b>	<b>11-15</b>	<b>30</b>	<b>14</b>	<b>13</b>	<b>13</b>	<b>3</b>	<b>3</b>	<b>55</b>

Halftime: San Diego State 38, UC Santa Barbara 24. FG %: San Diego State 60.0, UC Santa Barbara 34.6. 3FG%: San Diego State 60.0, UC Santa Barbara 34.6. FT%: UC Santa Barbara 73.3, San Diego State 53.8. Officials: Milt Stowe, Larry Spaulding, Shawn Lehigh. Technicals: None. Attendance: 1,518.

## Game 6

### No. 16 Washington 98, SDSU 69

Dec. 7, 2004 ♦ Seattle, Wash.

Bank of America Arena ♦ Att.: 9,694

SEATTLE - Nate Robinson scored 24 points and Tre Simmons added 23 points as 16th-ranked Washington snapped San Diego State's four-game winning streak with a 98-69 victory on Dec. 7 at Bank of America Arena.

Washington forced 26 turnovers and enjoyed a 45-31 rebound advantage in claiming its second victory in as many seasons over the Aztecs.

San Diego State, which had shot 50 percent or better from the field in three straight games, was held to 41.9 percent shooting from the field. Meanwhile, the Aztecs, which had limited opponents to 40.1 percent shooting during the winning streak, yielded 50.7 percent shooting to the Huskies.

Washington jumped out to leads of 8-0, 26-8 and 37-12, en route to a 56-34 halftime advantage. The Aztecs were unable to get closer than 22 points in the second half.

Through six games, SDSU set or tied season lows for field goals, three-point field goals and assists and set a season-high for turnovers.

San Diego State sophomore forward Marcus Slaughter recorded his fourth 20-point effort of the season and reached double-figures for the sixth straight game, with 21 points. Sophomore guard Brandon Heath added 18 points and four rebounds.

SDSU	MP	FG	3FG	FT	R	F	A	TO	B	S	TP
Manker	*20	3-9	2-5	0-0	1	4	1	3	1	0	8
Slaughter	*36	8-13	1-2	4-9	7	3	1	4	2	2	21
Camara	*31	1-3	0-0	0-0	7	1	0	0	2	3	2
Heath	*27	7-16	1-2	3-4	4	4	1	5	0	1	18
Sharper	*17	0-3	0-1	2-2	0	1	2	5	0	0	2
Johnson	12	1-3	0-1	0-0	1	1	1	3	1	2	2
Smith	20	0-2	0-1	0-0	1	2	1	2	0	1	0
Davis	9	0-1	0-0	0-0	1	0	0	0	0	0	0
Thomas	27	5-11	0-1	4-4	3	2	3	4	0	3	14
Ines	1	1-1	0-0	0-0	0	0	0	0	0	0	2
Team					6			0			
<b>Totals</b>	<b>200</b>	<b>26-62</b>	<b>4-13</b>	<b>13-19</b>	<b>31</b>	<b>18</b>	<b>10</b>	<b>26</b>	<b>6</b>	<b>12</b>	<b>69</b>

Washington	MP	FG	3FG	FT	R	F	A	TO	B	S	TP
Jones	*21	4-10	0-1	2-2	9	1	2	4	0	1	10
Jensen	*16	2-6	0-1	0-0	2	5	1	0	1	0	4
Simmons	*26	9-13	5-7	0-0	2	4	1	2	0	0	23
Robinson	*31	9-16	3-7	3-4	3	1	5	1	0	5	24
Conroy	*30	2-6	0-3	0-0	7	2	8	4	1	0	4
Smith	17	2-4	0-1	2-2	4	1	0	0	1	1	6
Rollins	14	2-2	0-0	4-4	1	1	3	0	1	0	8
Burmeister	7	1-2	1-2	0-0	0	0	2	1	0	1	3
Fletcher	2	0-0	0-0	0-0	1	0	0	2	0	0	0
Gasser	12	1-3	0-0	0-0	5	3	0	0	0	0	2
Williams	16	6-10	0-0	1-3	7	1	0	5	1	1	13
Potter	3	0-2	0-0	0-0	0	0	0	0	0	0	0
Johnson	5	0-1	0-0	1-2	2	0	1	1	1	0	1
Team					2			0			
<b>Totals</b>	<b>200</b>	<b>38-75</b>	<b>9-22</b>	<b>13-17</b>	<b>45</b>	<b>19</b>	<b>23</b>	<b>20</b>	<b>6</b>	<b>9</b>	<b>98</b>

Halftime: Washington 56, San Diego State 34. FG %: Washington 50.7, San Diego State 41.9. 3FG%: Washington 40.9, San Diego State 30.8. FT%: Washington 76.5, San Diego State 68.4. Officials: Bill Kennedy, Milt Stowe, Michael Irving. Technicals: Mike Jensen. Attendance: 9,694

## Game 7

California 60, San Diego State 57

Dec. 11, 2004 ♦ San Diego, Calif.

Cox Arena ♦ Att.: 8,978

SAN DIEGO - The Golden Bears limited the Aztecs to 35.0 percent field goal shooting and 4-of-19 on three-point attempts as California claimed a 60-57 victory in the inaugural San Diego SLAM at Cox Arena on Dec. 11.

California never trailed in the final 35:33 of the contest, although the Golden Bear lead was cut to one point with less than six minutes remaining and Matt Thomas missed a three-point field goal at the buzzer that would have forced overtime.

The Golden Bears enjoyed three 10-point leads in the game, the final one coming with 14:22 to play, but the Aztecs went on a 12-3 run to cut the deficit to just one point.

On California's next possession, Eric Vierneisel connected on one of the Bears' two three-point field goals on the night to push the advantage to four points and the Aztecs never got closer than three points the rest of the way.

Sophomore forward Marcus Slaughter once again led the Aztecs in scoring with 18 points and added a game-high nine rebounds. Heath added 14 points and junior guard John Sharper chipped in with seven points.

California placed three players in double figures led by DeVon Hardin's 11 points.

The Golden Bears enjoyed a 37-30 rebound advantage, it marked the third consecutive game the Aztecs have been beaten on the boards.

The Aztecs 35.0 percent shooting from the field was its lowest through the first seven games of the season.

Cal	MP	FG	3FG	FT	R	F	A TO	B	S	TP
Benson	*22	3-7	0-0	3-4	5	2	0 2	0	0	9
McGuire	*22	5-9	0-1	0-1	3	1	0 2	0	0	10
Hardin	*23	5-7	0-0	1-2	5	2	0 0	1	0	11
Midgley	*32	2-8	0-6	0-1	2	2	6 3	0	1	4
Kately	*26	5-9	0-1	0-0	8	1	2 1	0	1	10
Panawek	3	0-2	0-1	0-0	0	0	0 0	0	0	0
Vierneisel	22	2-5	2-4	0-0	1	3	0 2	0	0	6
Smith	17	1-3	0-0	0-0	0	2	3 2	1	1	2
Langford	19	1-2	0-0	0-0	5	3	2 1	0	0	2
Paris	14	1-2	0-0	4-6	3	6	2 2	1	0	6
Team					5					0
<b>Totals</b>	<b>200</b>	<b>25-54</b>	<b>2-13</b>	<b>8-14</b>	<b>37</b>	<b>16</b>	<b>15 15</b>	<b>3</b>	<b>3</b>	<b>60</b>

SDSU	MP	FG	3FG	FT	R	F	A TO	B	S	TP
Manker	*24	0-6	0-4	2-2	1	1	3 1	0	1	2
Slaughter	*39	8-20	1-4	1-2	9	3	1 2	1	2	18
Camara	*26	3-9	0-0	0-0	7	1	0 2	0	1	6
Heath	*32	4-9	2-5	4-4	3	0	2 5	0	2	14
Sharper	*33	2-6	1-3	2-2	3	3	1 0	1	1	7
Johnson	1	0-0	0-0	0-0	0	0	0 0	0	0	0
Hanour	15	0-3	0-2	0-0	3	2	1 1	1	2	0
Davis	15	2-2	0-0	0-1	1	2	0 0	0	1	4
Thomas	16	2-5	0-1	2-2	2	3	1 2	0	2	6
Team					1					0
<b>Totals</b>	<b>200</b>	<b>21-60</b>	<b>4-19</b>	<b>11-13</b>	<b>30</b>	<b>15</b>	<b>9 14</b>	<b>2</b>	<b>12</b>	<b>57</b>

Halftime: California 37, San Diego State 29. FG %: California 46.3, San Diego State 35.0. 3FG%: San Diego State 21.1, California 15.4. FT%: San Diego State 84.6, California 57.1. Officials: David Hall, Verne Harris, Randy McCall. Technicals: Rod Benson. Attendance: 8,978

## Game 8

Saint Mary's 73, San Diego State 64

Dec. 14, 2004 ♦ San Diego, Calif.

Cox Arena ♦ Att.: 4,056

SAN DIEGO - Trailing by a point with less than three minutes to play, Saint Mary's used a 15-5 run to claim a 73-64 victory over San Diego State on Dec. 14 at Cox Arena.

The loss snapped a 17-game Aztec win streak in December home games against non-Pac-10 teams.

Saint Mary's led 56-45 with 8:26 to play, but a 14-2 San Diego State run gave the Aztecs their first and only lead of the second half at 59-58 with three minutes left.

Sophomore guard Brandon Heath scored six of his team-high 20 points during the run. He also added four steals. Sophomore forward Marcus Slaughter had 15 points and a team-best eight rebounds. Freshman Matt Thomas, making his first start, added 10 points and a career-high seven rebounds.

San Diego State forced 20 turnovers but was unable to overcome 36.0 percent shooting from the field, including a 21.4 percent mark from three-point range. Saint Mary's countered with 48.9 percent field goal shooting and enjoyed a 36-27 rebound advantage. The Gaels held a 23-10 rebound advantage after intermission.

The Aztecs overcame an 11-point deficit in the game, marking the third time this season San Diego State has overcome a double-digit deficit.

The loss was the third straight for San Diego State and dropped the Aztecs 4-4 on the season. It marked the third time this season that SDSU has lost a game that was a one possession game with less than three minutes remaining.

SMC	MP	FG	3FG	FT	R	F	A TO	B	S	TP
Adjwanou	*35	5-8	2-5	9-10	3	2	0 7	2	2	21
Kickert	*22	1-5	0-1	1-3	7	4	2 1	1	0	3
Rowland	*35	8-11	2-4	6-7	3	3	6 4	0	3	24
Wallberg	*27	0-4	0-4	0-0	4	2	2 0	1	0	0
Sanders	*29	1-3	1-2	0-0	10	5	2 2	1	0	3
Marigney	23	6-10	3-4	2-2	2	4	0 3	0	2	17
Collins	18	1-4	0-3	1-2	2	1	2 1	0	3	3
Sholberg	11	0-0	0-0	2-2	2	2	0 1	0	0	2
Team					3					1
<b>Totals</b>	<b>200</b>	<b>22-45</b>	<b>8-23</b>	<b>21-26</b>	<b>36</b>	<b>23</b>	<b>14 20</b>	<b>5</b>	<b>10</b>	<b>73</b>

SDSU	MP	FG	3FG	FT	R	F	A TO	B	S	TP
Slaughter	*35	3-6	0-1	9-14	8	3	0 3	0	3	15
Camara	*21	1-4	0-0	0-2	1	5	1 2	0	2	2
Heath	*38	5-13	1-3	9-10	1	5	1 3	0	4	20
Sharper	*35	1-6	1-4	0-0	2	3	2 2	0	1	3
Thomas	*32	3-10	0-2	4-5	7	2	0 1	0	1	10
Johnson	9	0-0	0-0	0-2	0	2	1 1	0	0	0
Hanour	4	1-1	1-1	0-0	0	0	0 2	0	0	0
Smith	4	0-1	0-1	0-0	0	1	1 0	0	0	0
Davis	10	2-5	0-0	1-2	3	3	0 0	0	0	5
Manker	12	2-4	0-2	2-2	2	0	1 1	0	1	6
Team					3					0
<b>Totals</b>	<b>200</b>	<b>18-50</b>	<b>3-14</b>	<b>25-37</b>	<b>27</b>	<b>24</b>	<b>7 15</b>	<b>0</b>	<b>12</b>	<b>64</b>

Halftime: Saint Mary's 33, San Diego State 29. FG %: Saint Mary's 48.9, San Diego State 36.0. 3FG%: Saint Mary's 34.8, San Diego State 21.4. FT%: Saint Mary's 80.8, San Diego State 67.6. Officials: Tim Gabutero, Milt Stowe, Jim Stupin. Technicals: none. Attendance: 4,056.

## Game 9

LMU 72, San Diego State 68

Dec. 18, 2004 ♦ Los Angeles, Calif.

Gersten Pavilion ♦ Att.: 1,650

LOS ANGELES - Loyola Marymount used a 24-12 second-half rebound advantage to help rally from a seven-point deficit and defeat San Diego State 72-68 on Dec. 18 at Gersten Pavilion.

The Aztecs were held below 36.0 percent field goal shooting for the third consecutive game, connecting on just 19-of-54 field goals (35.2 percent) and were outrebounded for the fifth straight time (45-34) in dropping their fourth game in a row.

San Diego State used a strong defensive effort to build a first half advantage. The Aztecs limited the Lions to 10-of-30 shooting in the first half and led by as many as seven points before settling for a 26-24 halftime advantage. San Diego State built the lead to 34-28 with 17:47 to play, before Loyola Marymount used a 20-10 run to take the lead. The Aztecs battled back and led 55-52 with 7:22 remaining, but the Lions answered with a 10-1 run to take the lead for good.

Sophomore forward Marcus Slaughter narrowly missed his third double-double of the season, settling for his Mountain West Conference best fifth 20-point scoring game with 21 points and nine rebounds. Sophomore guard Brandon Heath recorded his ninth consecutive double-digit scoring effort against Division I opponents with 12 points - all in the second half - and a team-high four assists. Senior forward Chris Manker posted his fourth double-digit scoring game of the campaign and first on the road with 10 points. Junior forward Trimaine Davis made his first start in his 50th career game and responded with a career-high 10 points.

SDSU	MP	FG	3FG	FT	R	F	A TO	B	S	TP
Sharper	*31	1-4	1-3	0-0	3	0	1 3	0	1	3
Slaughter	*40	6-16	0-1	9-14	9	4	2 4	2	1	21
Davis	*13	3-4	0-0	4-5	2	1	0 0	0	0	10
Heath	*29	3-14	1-6	5-7	6	4	4 2	0	0	12
Thomas	*31	2-5	0-0	3-4	4	2	2 1	0	2	7
Johnson	10	0-0	0-0	0-0	1	2	0 2	0	0	0
Smith	18	1-2	1-1	1-2	3	1	0 0	0	1	4
Manker	25	3-9	1-3	3-4	3	0	0 0	1	1	10
Camara	3	0-0	0-0	1-2	1	0	0 0	0	0	1
Team					2					0
<b>Totals</b>	<b>200</b>	<b>19-54</b>	<b>4-14</b>	<b>26-38</b>	<b>34</b>	<b>14</b>	<b>9 12</b>	<b>3</b>	<b>6</b>	<b>68</b>

LMU	MP	FG	3FG	FT	R	F	A TO	B	S	TP
Pegram	*23	2-6	1-2	0-0	3	4	1 1	1	0	5
Haywood	*20	2-3	0-0	0-1	6	2	1 2	0	0	4
Knight	*31	13-21	0-1	4-4	9	3	0 0	0	1	30
Worthy	*28	1-5	0-1	2-2	4	4	4 3	0	2	4
Brown	*33	4-10	1-2	4-4	2	3	5 1	0	1	13
Martin	20	1-2	0-0	0-0	5	1	1 1	0	1	2
Ziri	19	4-9	2-6	1-1	2	3	2 0	0	0	11
Ayer	4	0-1	0-0	0-0	1	1	1 0	0	0	0
Brown	22	1-9	0-1	1-2	9	3	3 4	1	1	3
Team					4					0
<b>Totals</b>	<b>200</b>	<b>28-66</b>	<b>4-13</b>	<b>12-14</b>	<b>45</b>	<b>24</b>	<b>18 12</b>	<b>2</b>	<b>6</b>	<b>72</b>

Halftime: San Diego State 26, Loyola Marymount 24. FG %: Loyola Marymount 42.4, San Diego State 35.2. 3FG%: Loyola Marymount 30.8, San Diego State 28.6. FT%: Loyola Marymount 85.7, San Diego State 68.4. Officials: Bill Gracey, Jim Danner, Milt Stowe. Technicals: LMU: Dustin Brown. Attendance: 1,650.

# Game 10

**San Diego State 63, CSU Fullerton 60**  
 Dec. 21, 2004 ♦ San Diego, Calif.  
 Cox Arena ♦ Att.: 4,550

SAN DIEGO - San Diego State used a new starting lineup and a solid defensive effort to break a four-game losing streak with a 63-60 victory over Cal State Fullerton on Dec. 21, at Cox Arena.

The Aztecs led for all but 36 of seconds and built a 15-point second-half advantage before hanging on for a three-point victory. San Diego State overcame 19 turnovers and 11-of-23 free throw shooting by limiting the Titans to 29.0 percent field goal shooting.

The Aztecs started their fourth different lineup in the last four games with senior Tommy Johnson and freshman Tyler Smith getting their first starts of the season.

The Aztecs were led by sophomore guard Brandon Heath, who recorded his 11th consecutive double-digit scoring game against Division I competition and connected on a three-point field goal for the 10th straight contest, with a team-high 17 points, six assists and four rebounds, off the bench. Sophomore forward Marcus Slaughter recorded his third double-double of the season and the fifth of his career with 15 points and a game-high 13 rebounds. Walk-on freshman Tyler Smith, making his first career start, had career-highs with eight points, eight rebounds and four assists. Senior guard Tommy Johnson, making his first start in nearly a year, responded with seven points, six rebounds and three assists.

San Diego State snapped a five-game streak with a negative rebound margin, with a 45-41 advantage on the boards.

CSUF	MP	FG	3FG	FT	R	F	A TO	B	S	TP
King	*32	4-11	3-5	2-3	10	4	1 0	0	2	13
Asprilla	*36	1-4	0-1	4-4	9	4	2 1	1	1	6
Brown, J.	*22	3-13	0-4	2-2	2	4	2 1	0	0	8
Brown, B.	*38	9-18	7-11	2-2	0	2	4 3	0	6	37
Harper	*33	2-11	0-6	0-0	5	4	0 4	0	0	4
Holmes	16	0-9	0-2	0-0	8	2	1 1	0	0	0
Clemmons	2	0-0	0-0	0-0	0	0	0 0	0	0	0
Quinet	21	1-3	0-0	0-0	3	4	0 2	0	0	2
Team					4					0
<b>Totals</b>	<b>200</b>	<b>20-69</b>	<b>10-29</b>	<b>10-11</b>	<b>41</b>	<b>24</b>	<b>10 12</b>	<b>1</b>	<b>9</b>	<b>60</b>

SDSU	MP	FG	3FG	FT	R	F	A TO	B	S	TP
Slaughter	*39	6-15	0-2	3-9	13	4	0 7	2	0	15
Davis	*12	1-1	0-0	0-2	0	2	0 0	0	0	2
Johnson	*24	3-4	0-1	1-2	6	0	3 1	0	0	7
Smith	*38	3-5	2-4	0-0	8	2	4 3	0	0	8
Thomas	*11	1-5	0-1	2-2	0	2	1 0	0	0	4
Heath	32	6-15	1-5	4-6	4	2	6 4	0	2	17
Sharper	13	2-5	1-4	0-0	0	2	1 1	0	3	5
Manker	11	1-5	0-0	0-0	4	2	1 1	0	0	2
Camara	20	1-3	0-0	1-2	5	2	0 1	2	1	3
Team					5					0
<b>Totals</b>	<b>200</b>	<b>24-58</b>	<b>4-17</b>	<b>11-23</b>	<b>45</b>	<b>18</b>	<b>15 19</b>	<b>4</b>	<b>6</b>	<b>63</b>

Halftime: San Diego State 32, Cal State Fullerton 26. FG %: San Diego State 41.4, Cal State Fullerton 29.0. 3FG%: San Diego State 34.5, Cal State Fullerton 23.5. FT%: Cal State Fullerton 90.9, San Diego State 47.8. Officials: Bob Staffen, Jim Danner, Ronnie Hernandez. Technicals: none. Attendance: 4,550.

# Game 11

**Iowa State 69, San Diego State 59**  
 Dec. 28, 2004 ♦ Ames, Iowa  
 Hilton Coliseum ♦ Att.: 8,091

AMES, Iowa -- San Diego State rallied from a 13-point deficit to take a lead with less than 10 minutes remaining but was unable to hold on to the lead as Iowa State won for the 24th time in its last 25 home games with a 69-59 victory at Hilton Coliseum on Dec. 28.

The Aztecs shot just 38.3 percent from the field, but utilized a 7-0 run capped by a Marcus Slaughter three-pointer to take a 47-44 lead with 9:29 to play. The Cyclones responded with a 13-0 run to seize control of the game.

San Diego State outscored Iowa State from the field, 55-54, but the Cyclones held a 15-4 advantage from the free throw line. It marked just the third time this season that an Aztec opponent has shot more free throws than San Diego State.

Iowa State also held advantages in rebounds (37-31) and turnovers (12-17).

Sophomore guard Brandon Heath led the Aztecs with 20 points. It marked the 13th time in his career he has scored 20 or more points in a contest. Slaughter posted his fourth double-double of the season and the sixth of his career with 15 points and a game-high 12 rebounds. Senior forward Chris Walton returned to the lineup after being sidelined with a hip flexor and groin strain since the opener, and contributed six points and four rebounds.

Curtis Stinson paced the Cyclones with 17 points, while Jared Homan and Will Blalock added 16 and 15 points, respectively.

SDSU	MP	FG	3FG	FT	R	F	A TO	B	S	TP
Johnson	*6	1-2	0-0	0-0	1	1	0 0	0	0	2
Heath	*39	9-19	2-8	0-0	3	1	2 3	1	1	20
Smith	*13	0-4	0-3	0-0	1	1	1 0	0	0	0
Davis	*9	0-0	0-0	0-0	0	2	0 0	0	0	0
Slaughter	*32	6-12	1-2	2-5	12	3	1 4	2	2	15
Sharper	36	3-9	2-7	0-0	3	2	3 1	0	3	8
Thomas	8	0-0	0-0	2-2	0	0	0 0	0	0	2
Walton	23	2-7	2-6	0-0	4	3	0 2	0	1	6
Manker	19	2-6	2-5	0-0	0	3	2 2	0	1	6
Camara	15	0-1	0-0	0-0	1	3	2 1	0	0	0
Team					6					1
<b>Totals</b>	<b>200</b>	<b>23-60</b>	<b>9-31</b>	<b>4-7</b>	<b>31</b>	<b>19</b>	<b>11 17</b>	<b>3</b>	<b>8</b>	<b>59</b>

ISU	MP	FG	3FG	FT	R	F	A TO	B	S	TP
Stinson	*35	6-13	0-1	5-10	4	2	6 3	0	2	17
Carr	*28	1-5	0-2	1-2	7	0	3 0	0	1	3
Blalock	*36	5-7	1-2	4-5	5	0	4 3	0	1	15
Staple	*23	2-7	0-0	1-4	5	3	0 1	0	1	5
Homan	*39	7-13	0-0	2-5	7	0	1 1	3	1	16
Clark	13	2-2	1-1	0-0	1	0	1 3	0	1	5
Davis	4	0-1	0-1	0-0	0	0	0 1	0	0	0
Neal	4	0-1	0-0	0-0	0	0	0 0	0	0	0
George	5	0-0	0-0	2-2	1	0	0 0	0	0	2
Faulkner	13	3-4	0-0	0-0	2	4	1 0	1	1	6
Team					5					0
<b>Totals</b>	<b>200</b>	<b>26-53</b>	<b>2-7</b>	<b>15-28</b>	<b>37</b>	<b>9</b>	<b>16 12</b>	<b>4</b>	<b>8</b>	<b>69</b>

Halftime: Iowa State 32, San Diego State 29. FG %: Iowa State 49.1, San Diego State 38.3. 3FG%: Iowa State 28.3, San Diego State 29.0. FT%: Iowa State 53.6, San Diego State 57.1. Officials: Scott Thornley, Kerry Siltton, Mark Whitehead. Technicals: SDSU: Brandon Heath. Attendance: 8,091.

# Game 12

**Providence 76, San Diego State 67**  
 Dec. 31, 2004 ♦ San Diego, Calif.  
 Cox Arena ♦ Att.: 5,132

SAN DIEGO - Donnie McGrath scored 17 points including three 3-pointers in the first seven minutes of the second half as Providence beat San Diego State, 76-67, on Saturday.

McGrath's key baskets pulled the Friars ahead for good, and they retained control by shooting 70.8 percent in the second half. Ryan Gomes added 17 points for Providence (8-4).

McGrath tied the game at 38-38 with almost four minutes gone in the second half as he made a 3-pointer, was fouled and sank the free throw.

Providence, which trailed 31-29 at halftime, led only once at 7-6 before taking the lead for good at 42-40 on Tuukka Kotti's jumper just more than five minutes into the half. The Friars were 17-of-24 in the second half after shooting just 35.5 percent in the first.

Brandon Heath scored a game-high 26 points to lead San Diego State (5-7), which trailed by as much as 10 points in the second half. Marcus Slaughter added 18 points and nine rebounds.

A power outage delayed the start of the game for more than two hours.

PC	MP	FG	3FG	FT	R	F	A TO	B	S	TP
Gomes	36	6-11	0-4	5-6	8	1	4 3	0	2	17
Kotti	30	3-9	1-4	2-3	4	2	2 4	1	3	9
Hill	13	3-4	0-0	2-3	4	3	1 0	2	0	8
McGrath	34	5-8	4-7	3-3	2	1	3 1	0	2	17
Brewing	34	1-10	0-3	0-0	4	1	4 2	1	2	2
White	14	6-7	0-0	1-2	3	3	1 2	0	0	13
McKiver	2	0-0	0-0	0-0	0	0	0 0	0	0	0
Brown	14	1-1	0-0	2-4	2	2	0 3	0	0	4
Parmer	3	0-0	0-0	0-0	0	1	0 0	0	0	0
Hanke	14	3-4	0-0	0-0	6	3	1 0	1	0	6
Burch	6	0-1	0-0	0-0	0	2	0 0	0	0	0
Team					3					0
<b>Totals</b>	<b>200</b>	<b>28-55</b>	<b>5-18</b>	<b>15-21</b>	<b>36</b>	<b>19</b>	<b>16 15</b>	<b>5</b>	<b>9</b>	<b>76</b>

SDSU	MP	FG	3FG	FT	R	F	A TO	B	S	TP
Stinson	*35	6-13	0-1	5-10	4	2	6 3	0	2	17
Carr	*28	1-5	0-2	1-2	7	0	3 0	0	1	3
Blalock	*36	5-7	1-2	4-5	5	0	4 3	0	1	15
Staple	*23	2-7	0-0	1-4	5	3	0 1	0	1	5
Homan	*39	7-13	0-0	2-5	7	0	1 1	3	1	16
Clark	13	2-2	1-1	0-0	1	0	1 3	0	1	5
Davis	4	0-1	0-1	0-0	0	0	0 1	0	0	0
Neal	4	0-1	0-0	0-0	0	0	0 0	0	0	0
George	5	0-0	0-0	2-2	1	0	0 0	0	0	2
Faulkner	13	3-4	0-0	0-0	2	4	1 0	1	1	6
Team					5					0
<b>Totals</b>	<b>200</b>	<b>26-53</b>	<b>2-7</b>	<b>15-28</b>	<b>37</b>	<b>9</b>	<b>16 12</b>	<b>4</b>	<b>8</b>	<b>69</b>

Halftime: San Diego State 31, Providence 29. FG %: Providence 50.8, San Diego State 34.9. 3FG%: Providence 27.8, San Diego State 27.3. FT%: San Diego State 74.1, Providence 71.4. Officials: Tim Higgins, Patrick Driscoll, Tom Lopes. Technicals: none. Attendance: 5,132.





# 2004-05 San Diego State

Record: 8-7 (Home: 5-4, Away: 3-3, Neutral: 0-0)  
Mountain West Conference: 2-0 (Home: 0-0, Away: 2-0)

Date	NR	Opponent	San Diego State High				Scorer	Rebounder	Assists	Attendance
			SDSU Result	W-L	Record	MWC				
Nov. 19		UC SANTA BARBARA	L-ot 72-80	L1	0-1		Slaughter-28	Slaughter-13	Heath-3	6,191
Nov. 22		MONMOUTH	W 69-65	W1	1-1		Slaughter-18	Heath-9	Thomas-6	4,097
Nov. 27		UC SAN DIEGO	W 86-51	W2	2-1		Manker-23	Manker-5	Heath-9	4,102
Dec. 1		SAN DIEGO	W 83-63	W3	3-1		Heath-26	Slaughter-12	Heath-5	6,132
Dec. 4		at UC Santa Barbara (D)	W 73-55	W4	4-1		Slaughter-24	Slaughter-7	Heath-7	1,518
Dec. 7	16/21	at Washington	L 69-98	L1	4-2		Slaughter-21	Camara/Slaughter-7	Thomas-3	9,694
Dec. 11		CALIFORNIA~	L 57-60	L2	4-3		Slaughter-18	Slaughter-9	Manker-3	8,978
Dec. 14		SAINT MARY'S	L 64-73	L3	4-4		Heath-20	Slaughter-8	Sharper-2	4,056
Dec. 18		at Loyola Marymount	L 68-72	L4	4-5		Slaughter-21	Slaughter-9	Heath-4	1,650
Dec. 21		CAL STATE FULLERTON	W 63-60	W1	5-5		Heath-17	Slaughter-13	Heath-6	4,550
Dec. 28	--/rv	at Iowa State	L 59-69	L1	5-6		Heath-20	Slaughter-12	Sharper-3	8,091
Dec. 31		PROVIDENCE (D)	L 67-76	L2	5-7		Heath-26	Camara-13	Heath/Walton-3	5,132
Jan. 3		SOUTH DAKOTA STATE	W 64-49	W1	6-7		Heath/Slaughter-15	Manker-7	Heath-7	3,398
Jan. 8		at Brigham Young* (:00)	W 59-57	W2	7-7	1-0	Slaughter-17	three with-6	Smith-6	12,633
Jan. 15		at UNLV*	W 81-73	W3	8-7	2-0	Heath-37	Slaughter-12	Heath-5	12,611
Jan. 22		WYOMING*								
Jan. 24		COLORADO STATE*								
Jan. 29		at Air Force* (D)								
Jan. 31		at New Mexico*								
Feb. 5		UTAH*								
Feb. 7		BRIGHAM YOUNG*								
Feb. 12		UNLV* (D)								
Feb. 19		at Colorado State*								
Feb. 21		at Wyoming*								
Feb. 26		NEW MEXICO*								
Feb. 28		AIR FORCE*								
Mar. 5		at Utah* (D)								
Mar. 10-12		at Mountain West Conference Championships (Pepsi Center; Denver, Colo.)								

Caps denote home game. \* - Indicates Mountain West Conference Game. ^ - Mountain West Conference Championships at the Pepsi Center in Denver, Colo. ~ - San Diego SLAM Presented by PerfectWave Technologies (Cox Arena; San Diego, Calif.). Two-letter abbreviation indicates round, number to left of team indicates seed. Opp. NR - Indicates San Diego State's opponent national rankings in the Associated Press and ESPN/USA Today coaches polls at gametime. :00 - Time remaining in the final ten seconds when winning team scored final points to break a tie or win the game. D - Indicates day game. c - Indicates capacity.

## Record/Attendance Summary

	G	W-L	Total	Average	High
Home	9	5-4	46,636	5,182	8,978 vs. California (Dec. 11)
Mountain West					
Away	6	3-3	46,197	67,700	12,633 at Brigham Young (Jan. 8)
Mountain West	2	2-0	25,244	12,622	12,633 at Brigham Young (Jan. 8)
Neutral					
Total	15	8-7	92,833	6,189	12,633 at Brigham Young (Jan. 8)
Mountain West	2	2-0	25,244	12,622	12,633 at Brigham Young (Jan. 8)

## Win/Loss Margin

	1	2	3	4	5	6	7	8	9	10	11	12	13	14	15	16	17	18	19	20	21	22	23	24	25	29	35
Win		1	1	1				1							1			1		1							1
Loss			1	1				1	2	1																	1

# 2004-05 San Diego State Statistics

Record: 8-7 (Home: 5-4, Away: 3-3, Neutral: 0-0)

No.	Player	GP	GS	Min	Avg	TOTAL		3-PTS		FT-FTA		REBOUNDS				PF	FO	A	TO	Blk	Stl	Pts	Avg				
						FG-FGA	Pct	3FG-FGA	Pct	Pct	Pct	Off	Def	Tot	Avg												
42	SLAUGHTER, Marcus	15	15	524	34.9	92-199	.462	9-35	.257	81-120	.675	50	83	133	8.9	47	2	19	51	19	21	274	18.3				
01	HEATH, Brandon	15	14	498	33.2	95-222	.428	25-76	.329	59-68	.868	12	42	54	3.6	27	1	59	57	2	32	274	18.3				
33	MANKER, Chris	15	6	321	21.4	52-113	.460	16-49	.327	19-24	.792	22	33	55	3.7	28	0	23	17	9	11	139	9.3				
15	SHARPER, John	15	10	407	27.1	32-82	.390	22-59	.373	7-8	.875	4	16	20	1.3	19	0	20	24	0	19	93	6.2				
21	THOMAS, Matt	15	3	266	17.7	22-71	.310	2-12	.167	26-38	.684	15	20	35	2.3	17	0	21	20	0	13	72	4.8				
20	DAVIS, Trimaime	15	4	166	11.1	23-43	.535	0-0	.000	8-18	.444	14	11	25	1.7	24	0	2	6	3	4	54	3.6				
50	CAMARA, Mohamed	15	12	306	20.4	18-46	.391	0-0	.000	7-18	.389	34	41	75	5.0	28	1	7	13	12	12	43	2.9				
03	WALTON, Chris	6	3	174	29.0	13-30	.433	4-15	.267	3-5	.600	10	11	21	3.5	19	0	9	16	3	2	33	5.5				
11	SMITH, Tyler	14	6	208	14.9	8-25	.320	7-17	.412	3-8	.375	7	18	25	1.8	17	0	23	15	0	6	26	1.9				
00	JOHNSON, Tommy	13	2	120	9.2	7-14	.500	0-3	.000	1-4	.250	4	9	13	1.0	9	0	8	10	2	3	15	1.2				
31	INES, Jared	5	0	9	1.8	3-3	1.000	0-0	.000	2-6	.333	0	0	0	0.0	0	0	0	0	0	0	8	1.6				
05	HANOUR, Travis	3	0	22	7.3	1-4	.250	1-3	.333	0-0	.000	0	3	3	1.0	3	0	2	3	1	2	3	1.0				
10	WEINSTEIN, Shawn	2	0	4	2.0	0-1	.000	0-1	.000	0-0	.000	0	0	0	0.0	0	0	0	1	0	0	0	0.0				
TEAM												22	28	50	3.3	0							1				
SDSU TOTALS		15				366-853	.429	86-270	.319	216-317	.681	194	315	509	33.9	238	4	193	234	51	125	1034	68.9				
OPPONENTS		15				369-870	.424	95-289	.329	168-238	.706	210	330	540	36.0	273	5	225	242	44	112	1001	66.7				

SCORE BY PERIODS:	1st	2nd	OT	2OT	Total
SAN DIEGO STATE	463	562	9		1,034
OPPONENTS	460	524	17		1,001

Mountain West Record: 2-0 (Home: 0-0, Away: 2-0)

No.	Player	GP	GS	Min	Avg	TOTAL		3-PTS		FT-FTA		REBOUNDS				PF	FO	A	TO	Blk	Stl	Pts	Avg				
						FG-FGA	Pct	3FG-FGA	Pct	Pct	Pct	Off	Def	Tot	Avg												
01	HEATH, Brandon	2	2	71	35.5	17-34	.500	1-6	.167	13-15	.867	0	3	3	1.5	2	0	7	11	0	4	48	24.0				
42	SLAUGHTER, Marcus	2	2	70	35.0	13-33	.394	1-9	.111	7-10	.700	4	14	18	9.0	4	0	5	4	1	1	34	17.0				
03	WALTON, Chris	2	0	64	32.0	10-16	.625	1-5	.200	2-3	.667	4	6	10	5.0	4	0	3	3	1	0	23	11.5				
33	MANKER, Chris	2	0	44	22.0	8-13	.615	3-6	.500	3-3	1.000	1	11	12	6.0	8	0	5	2	1	1	22	11.0				
15	SHARPER, John	2	1	52	26.0	2-9	.222	1-7	.143	1-2	.500	1	1	2	1.0	1	0	3	2	0	1	6	3.0				
20	DAVIS, Trimaime	2	1	13	6.5	2-6	.333	0-0	.000	0-0	.000	3	0	3	1.5	3	0	0	1	0	0	4	2.0				
50	CAMARA, Mohamed	2	2	34	17.0	1-3	.333	0-0	.000	0-2	.000	3	7	10	5.0	3	0	0	2	1	2	2	1.0				
21	THOMAS, Matt	2	0	14	7.0	0-4	.000	0-0	.000	1-2	.500	0	0	0	0.0	1	0	1	1	0	1	1	0.5				
11	SMITH, Tyler	2	2	28	14.0	0-0	.000	0-0	.000	0-0	.000	0	2	2	1.0	2	0	6	1	0	1	0	0.0				
00	JOHNSON, Tommy	1	0	10	10.0	0-1	.000	0-0	.000	0-0	.000	0	1	1	1.0	1	0	1	0	0	0	0	0.0				
TEAM												4	5	9	4.5	0							0				
SDSU TOTALS		2				53-119	.445	7-33	.212	27-37	.730	20	50	70	35.0	29	0	31	27	4	11	140	70.0				
OPPONENTS		2				51-126	.405	9-44	.205	19-28	.679	32	52	84	42.0	35	0	22	31	6	12	130	65.0				

SCORE BY PERIODS:	1st	2nd	OT	2OT	Total
SAN DIEGO STATE	58	82			140
OPPONENTS	60	70			130

# 2004-05 San Diego State Win/Loss Statistics

Wins Only  
Games: 8

No.	Player	GP	GS	Min	Avg	TOTAL		3-PTS		FT-FTA		REBOUNDS		PF	FO	A	TO	Blk	Stl	Pts	Avg		
						FG-FGA	Pct	3FG-FGA	Pct	Pct	Pct	Off	Def									Tot	Avg
01	HEATH, Brandon	8	7	254	31.8	51-109	.468	13-38	.342	32-37	.865	4	22	26	3.3	11	0	43	33	0	21	147	18.4
42	SLAUGHTER, Marcus	8	8	270	33.8	47-97	.485	6-21	.286	38-56	.679	14	52	66	8.3	21	0	13	28	11	6	138	17.3
33	MANKER, Chris	8	4	181	22.6	35-64	.547	9-23	.391	11-12	.917	14	25	39	4.9	17	0	13	9	7	4	90	11.3
15	SHARPER, John	8	5	196	24.5	21-44	.477	14-34	.412	3-4	.750	2	4	6	0.8	8	0	9	8	0	11	59	7.4
21	THOMAS, Matt	8	1	125	15.6	9-33	.273	2-7	.286	8-17	.471	5	12	17	2.1	5	0	14	11	0	4	28	3.5
20	DAVIS, Trimaine	8	2	97	12.1	13-25	.520	0-0	.000	2-8	.250	8	7	15	1.9	14	0	1	4	3	3	28	3.5
03	WALTON, Chris	3	1	89	29.7	11-17	.647	2-6	.333	2-3	.667	6	8	14	4.7	8	0	5	6	2	0	26	8.7
50	CAMARA, Mohamed	8	7	168	21.0	11-23	.478	0-0	.000	3-7	.429	16	24	40	5.0	16	0	2	6	8	5	25	3.1
11	SMITH, Tyler	8	4	142	17.8	7-16	.438	6-11	.545	2-6	.333	6	14	20	2.5	12	0	20	10	0	4	22	2.8
00	JOHNSON, Tommy	6	1	64	10.7	4-6	.667	0-1	.000	1-2	.500	3	6	9	1.5	2	0	4	3	1	1	9	1.5
31	INES, Jared	3	0	7	2.3	2-2	1.000	0-0	.000	2-6	.333	0	0	0	0.0	0	0	0	0	0	0	6	2.0
10	WEINSTEIN, Shawn	2	0	4	2.0	0-1	.000	0-1	.000	0-0	.000	0	0	0	0.0	0	0	0	1	0	0	0	0.0
05	HANOUR, Travis	1	0	3	3.0	0-0	.000	0-0	.000	0-0	.000	0	0	0	0.0	1	0	1	0	0	0	0	0.0
TEAM												12	15	27	3.4	0							0
SDSU TOTALS		8				211-437	.483	52-142	.366	104-158	.658	90	189	279	34.9	115	0	125	119	32	59	578	72.2
OPPONENTS		8				172-462	.372	57-170	.335	72-101	.713	110	158	268	33.5	145	2	108	131	16	54	473	59.1

SCORE BY PERIODS:	1st	2nd	OT	2OT	Total
SAN DIEGO STATE	259	319			578
OPPONENTS	218	255			473

Losses Only  
Games: 7

No.	Player	GP	GS	Min	Avg	TOTAL		3-PTS		FT-FTA		REBOUNDS		PF	FO	A	TO	Blk	Stl	Pts	Avg		
						FG-FGA	Pct	3FG-FGA	Pct	Pct	Pct	Off	Def									Tot	Avg
42	SLAUGHTER, Marcus	7	7	254	36.3	45-102	.441	3-14	.214	43-64	.672	36	31	67	9.6	26	2	6	23	8	15	136	19.4
01	HEATH, Brandon	7	7	244	34.9	44-113	.389	12-38	.316	27-31	.871	8	20	28	4.0	16	1	16	24	2	11	127	18.1
33	MANKER, Chris	7	2	140	20.0	17-49	.347	7-26	.269	8-12	.667	8	8	16	2.3	11	0	10	8	2	7	49	7.0
21	THOMAS, Matt	7	2	141	20.1	13-38	.342	0-5	.000	18-21	.857	10	8	18	2.6	12	0	7	9	0	9	44	6.3
15	SHARPER, John	7	5	211	30.1	11-38	.289	8-25	.320	4-4	1.000	2	12	14	2.0	11	0	11	16	0	8	34	4.9
20	DAVIS, Trimaine	7	2	69	9.9	10-18	.556	0-0	.000	6-10	.600	6	4	10	1.4	10	0	1	2	0	1	26	3.7
50	CAMARA, Mohamed	7	5	138	19.7	7-23	.304	0-0	.000	4-11	.364	18	17	35	5.0	12	1	5	7	4	7	18	2.6
03	WALTON, Chris	3	2	85	28.3	2-13	.154	2-9	.222	1-2	.500	4	3	7	2.3	11	0	4	10	1	2	7	2.3
00	JOHNSON, Tommy	7	1	56	8.0	3-8	.375	0-2	.000	0-2	.000	1	3	4	0.6	7	0	4	7	1	2	6	0.9
11	SMITH, Tyler	6	2	66	11.0	1-9	.111	1-6	.167	1-2	.500	1	4	5	0.8	5	0	3	5	0	2	4	0.7
05	HANOUR, Travis	2	0	19	9.5	1-4	.250	1-3	.333	0-0	.000	0	3	3	1.5	2	0	1	3	1	2	3	1.5
31	INES, Jared	2	0	2	1.0	1-1	1.000	0-0	.000	0-0	.000	0	0	0	0.0	0	0	0	0	0	0	2	1.0
TEAM												10	13	23	3.3	0							1
SDSU TOTALS		7				155-416	.373	34-128	.266	112-159	.704	104	126	230	32.9	123	4	68	115	19	66	456	65.1
OPPONENTS		7				197-408	.483	38-119	.319	96-137	.701	100	172	272	38.9	128	3	117	111	28	58	528	75.4

SCORE BY PERIODS:	1st	2nd	OT	2OT	Total
SAN DIEGO STATE	204	243	9		456
OPPONENTS	242	269	17		528



# 2004-05 San Diego State Home/Away Statistics

Home Games Only  
Record: 5-4

No.	Player	GP	GS	Min	Avg	TOTAL		3-PTS		FT-FTA		REBOUNDS		PF	FO	A	TO	Blk	Stl	Pts	Avg			
						FG-FGA	Pct	3FG-FGA	Pct	FT-FTA	Pct	Off	Def									Tot	Avg	
42	SLAUGHTER, Marcus	9	9	313	34.8	51-112	.455	3-17	.176	54-77	.701	30	50	80	8.9	29	2	9	32	12	15	159	17.7	
01	HEATH, Brandon	9	8	304	33.8	51-129	.395	16-48	.333	38-42	.905	8	28	36	4.0	15	1	38	34	1	24	156	17.3	
33	MANKER, Chris	9	4	184	20.4	34-70	.486	7-27	.259	13-17	.765	19	17	36	4.0	9	0	14	9	6	8	88	9.8	
15	SHARPER, John	9	6	238	26.4	20-49	.408	15-36	.417	4-4	1.000	2	9	11	1.2	14	0	10	11	0	13	59	6.6	
21	THOMAS, Matt	9	2	170	18.9	15-48	.313	2-11	.182	14-22	.636	11	15	26	2.9	12	0	12	12	0	7	46	5.1	
50	CAMARA, Mohamed	9	8	204	22.7	16-39	.410	0-0	.000	6-14	.429	27	26	53	5.9	18	1	4	9	9	7	38	4.2	
20	DAVIS, Trimaine	9	1	103	11.4	16-29	.552	0-0	.000	4-11	.364	7	9	16	1.8	18	0	1	3	2	4	36	4.0	
11	SMITH, Tyler	8	3	118	14.8	6-15	.400	5-10	.500	2-6	.333	6	12	18	2.3	9	0	15	8	0	3	19	2.4	
00	JOHNSON, Tommy	8	1	75	9.4	5-8	.625	0-2	.000	1-4	.250	3	6	9	1.1	5	0	6	5	1	1	11	1.4	
31	INES, Jared	3	0	6	2.0	2-2	1.000	0-0	.000	2-4	.500	0	0	0	0.0	0	0	0	0	0	0	6	2.0	
03	WALTON, Chris	3	3	87	29.0	1-7	.143	1-4	.250	1-2	.500	3	4	7	2.3	12	0	6	11	2	1	4	1.3	
05	HANOUR, Travis	2	0	19	9.5	1-4	.250	1-3	.333	0-0	.000	0	3	3	1.5	2	0	1	3	1	2	3	1.5	
10	WEINSTEIN, Shawn	2	0	4	2.0	0-1	.000	0-1	.000	0-0	.000	0	0	0	0.0	0	0	0	1	0	0	0	0.0	
TEAM												12	11	23	2.6	0	0							
SDSU TOTALS		9					218-513	.425	50-159	.314	139-203	.685	128	190	318	35.3	143	4	116	138	34	85	625	69.4
OPPONENTS		9					208-498	.418	63-181	.348	98-136	.721	110	189	299	33.2	172	4	133	154	23	74	577	64.1

SCORE BY PERIODS:	1st	2nd	OT	2OT	Total
SAN DIEGO STATE	278	338	9		625
OPPONENTS	264	296	17		577

Road/Neutral Games Only  
Record: 3-3

No.	Player	GP	GS	Min	Avg	TOTAL		3-PTS		FT-FTA		REBOUNDS		PF	FO	A	TO	Blk	Stl	Pts	Avg			
						FG-FGA	Pct	3FG-FGA	Pct	FT-FTA	Pct	Off	Def									Tot	Avg	
01	HEATH, Brandon	6	6	194	32.3	44-93	.473	9-28	.321	21-26	.808	4	14	18	3.0	12	0	21	23	1	8	118	19.7	
42	SLAUGHTER, Marcus	6	6	211	35.2	41-87	.471	6-18	.333	27-43	.628	20	33	53	8.8	18	0	10	19	7	6	115	19.2	
33	MANKER, Chris	6	2	137	22.8	18-43	.419	9-22	.409	6-7	.857	3	16	19	3.2	19	0	9	8	3	3	51	8.5	
15	SHARPER, John	6	4	169	28.2	12-33	.364	7-23	.304	3-4	.750	2	7	9	1.5	5	0	10	13	0	6	34	5.7	
03	WALTON, Chris	3	0	87	29.0	12-23	.522	3-11	.273	2-3	.667	7	7	14	4.7	7	0	3	5	1	1	29	9.7	
21	THOMAS, Matt	6	1	96	16.0	7-23	.304	0-1	.000	12-16	.750	4	5	9	1.5	5	0	9	8	0	6	26	4.3	
20	DAVIS, Trimaine	6	3	63	10.5	7-14	.500	0-0	.000	4-7	.571	7	2	9	1.5	6	0	1	3	1	0	18	3.0	
11	SMITH, Tyler	6	3	90	15.0	2-10	.200	2-7	.286	1-2	.500	1	6	7	1.2	8	0	8	7	0	3	7	1.2	
50	CAMARA, Mohamed	6	4	102	17.0	2-7	.286	0-0	.000	1-4	.250	7	15	22	3.7	10	0	3	4	3	5	5	0.8	
23	Johnson, Tommy	5	1	45	9.0	2-6	.333	0-1	.000	0-0	.000	1	3	4	0.8	4	0	2	5	1	2	4	0.8	
31	INES, Jared	2	0	3	1.5	1-1	1.000	0-0	.000	0-2	.000	0	0	0	0.0	0	0	0	0	0	0	2	1.0	
05	HANOUR, Travis	1	0	3	3.0	0-0	.000	0-0	.000	0-0	.000	0	0	0	0.0	1	0	1	0	0	0	0	0.0	
TEAM												10	17	27	4.5	0	1							
SDSU TOTALS		6					148-340	.435	36-111	.324	77-114	.675	66	125	191	31.8	95	0	77	96	17	40	409	68.2
OPPONENTS		6					161-372	.433	32-108	.296	70-102	.686	100	141	241	40.2	101	1	92	88	21	38	424	70.7

SCORE BY PERIODS:	1st	2nd	OT	2OT	Total
SAN DIEGO STATE	185	224			409
OPPONENTS	196	228			424

## 2004-05 Team Game-By-Game

Opponent	Site/Date	FG-FGA	Pct	3P-3PA	Pct	FT-FTA	Pct	Off-Def	Tot	PF	AT	TO	BS	ST	1st-2nd	Pts
at SDSU	H	26-67	.388	7-26	.269	13-18	.722	18-21	39	17	12	19	2	9	26-37-9	72
UC Santa Barbara	11/19	30-60	.500	8-23	.348	12-17	.706	11-25	36	18	15	17	3	13	31-32-17	80
at SDSU	H	20-47	.426	6-15	.400	23-33	.697	15-26	41	14	11	17	3	7	28-41	69
Monmouth	11/22	21-51	.412	10-23	.435	13-16	.813	4-16	20	21	18	10	3	10	31-34	65
at SDSU	H	32-53	.604	7-17	.412	15-20	.750	11-13	24	11	23	9	5	15	35-51	86
UC San Diego	11/27	16-37	.432	9-17	.529	10-12	.833	9-12	21	16	14	27	1	6	29-22	51
at SDSU	H	30-56	.536	10-24	.417	13-18	.722	13-25	38	11	15	17	6	7	38-45	83
San Diego	12/1	26-62	.419	8-21	.381	3-5	.600	9-15	24	16	15	15	1	7	27-36	63
SDSU	A	27-45	.600	12-20	.600	7-13	.538	4-21	25	16	16	14	1	3	38-35	73
at UC Santa Barbara	12/4	18-52	.346	8-22	.364	11-15	.733	14-16	30	14	13	13	3	3	24-31	55
SDSU	A	26-62	.419	4-13	.308	13-19	.684	15-16	31	18	10	26	6	12	34-35	69
at No. 16/21 Wash.	12/7	38-75	.507	9-22	.409	13-17	.765	24-21	45	19	23	20	6	9	56-42	98
at SDSU	H	21-60	.350	4-19	.211	11-13	.846	11-19	30	15	9	14	2	12	29-28	57
California	12/11	25-54	.463	2-13	.154	8-14	.571	13-24	37	16	15	15	3	3	37-23	60
at SDSU	H	18-50	.360	3-14	.214	25-37	.676	15-12	27	24	7	15	0	12	29-35	64
Saint Mary's	12/14	22-45	.489	8-23	.348	21-26	.808	12-24	36	23	14	20	5	10	33-40	73
SDSU	A	19-54	.352	4-14	.286	26-38	.684	15-19	34	14	9	12	3	6	26-42	68
at Loyola M'mount	12/18	28-66	.424	4-13	.308	12-14	.857	19-26	45	24	18	12	2	6	24-48	72
at SDSU	H	24-58	.414	4-17	.235	11-23	.478	15-30	45	18	15	19	4	6	32-31	63
Cal State Fullerton	12/21	20-69	.290	10-29	.345	10-11	.909	19-22	41	24	10	12	1	9	26-34	60
SDSU	A	23-60	.383	9-31	.290	4-7	.571	12-19	31	19	11	17	3	8	29-30	59
at Iowa State	12/28	26-53	.491	2-7	.286	15-28	.536	11-26	37	9	16	12	4	8	32-37	69
at SDSU	H	22-63	.349	3-11	.273	20-27	.741	18-20	38	17	10	12	3	7	31-36	67
Providence	12/31	28-55	.509	5-18	.278	15-21	.714	10-26	36	19	16	15	5	9	29-47	76
at SDSU	H	25-59	.424	6-16	.375	8-14	.571	12-24	36	16	14	16	9	10	30-34	64
South Dakota State	1/3	20-65	.308	3-14	.214	6-14	.429	23-25	48	19	16	23	1	7	21-28	49
SDSU	A	25-62	.403	2-14	.143	7-12	.583	11-22	33	16	17	12	2	8	19-40	59
at Brigham Young	1/8	20-57	.351	3-19	.158	14-17	.824	18-29	47	13	8	17	1	5	28-29	57
SDSU	A	28-57	.491	5-19	.263	20-25	.800	9-28	37	13	14	15	2	3	39-42	81
at UNLV	1/15	31-69	.449	6-25	.240	5-11	.455	14-23	37	22	14	14	5	7	32-41	73
at SDSU	H															
Wyoming	1/22															

# 2004-05 Game-By-Game Leaders Misc. Stats

Below is a look at the efficiency leader (the formula is efficiency = (PTS + REB + AST + STL + BLK) - ((FGA - FGM) + (FTA - FTM) + TO)), the hockey +/- leader (differential in score while player is on the court) (minimum 10 minutes played), the PRA leader (points+rebounds+assists) and playing time leader for individual games.

Date	Opponent	SDSU Result	Efficiency	Hockey +/-	PRA	Playing Time
Nov. 19	UC SANTA BARBARA	L-ot 72-80	Slaughter .....+31	Manker .....+10	Slaughter .....42	Slaughter .....41:44
Nov. 22	MONMOUTH	W 69-65	Slaughter .....+19	Thomas .....+17	Heath .....27	Slaughter .....35:23
Nov. 27	UC SAN DIEGO	W 86-51	Manker .....+29	Heath/Slaughter .+24	Manker .....31	Slaughter .....30:14
Dec. 1	SAN DIEGO	W 83-63	Manker .....+28	Manker .....+22	Heath .....34	Slaughter .....34:46
Dec. 4	at UC Santa Barbara	W 73-55	Heath .....+27	Sharper .....+33	Slaughter .....32	Sharper .....31:03
Dec. 7	at No. 16/21 Washington	L 69-98	Slaughter .....+19	Johnson .....-5	Slaughter .....29	Slaughter .....35:36
Dec. 11	CALIFORNIA	L 57-60	Slaughter .....+16	Davis .....+3	Slaughter .....28	Slaughter .....38:41
Dec. 14	SAINT MARY'S	L 64-73	Slaughter .....+15	Davis .....+1	Slaughter .....23	Heath .....37:24
Dec. 18	at Loyola Marymount	L 68-72	Slaughter .....+16	Slaughter .....+3	Slaughter .....32	Slaughter .....37:47
Dec. 21	CAL STATE FULLERTON	W 63-60	Smith .....+15	Johnson .....+9	Slaughter .....28	Slaughter .....38:32
Dec. 28	at Iowa State	L 59-69	Slaughter .....+19	Smith .....+10	Slaughter .....28	Heath .....39:22
Dec. 31	PROVIDENCE	L 67-76	Heath .....+24	Slaughter .....+4	Heath .....36	Heath .....38:22
Jan. 3	SOUTH DAKOTA STATE	W 64-49	Heath .....+18	Smith .....+21	Heath .....26	Heath .....32:18
Jan. 8	at Brigham Young*	W 59-57	Walton .....+17	Manker .....+17	Slaughter .....25	Slaughter .....33:53
Jan. 15	at UNLV	W 81-73	Heath .....+33	Manker .....+21	Heath .....43	Heath .....39:23

**Individual Game Win Share Champion:** UC Santa Barbara - Chris Manker .2743; Monmouth - Matt Thomas .4729; UC San Diego - Marcus Slaughter .1797; San Diego - Chris Manker .2500; at UC Santa Barbara - Marcus Slaughter .2912; at Washington - Matt Thomas .0790; California - Trimaime Davis .1463; Saint Mary's - Brandon Heath .1014; at Loyola Marymount - Marcus Slaughter .2106; Cal State Fullerton - Tommy Johnson .4032; at Iowa State - Chris Walton and Tyler Smith .0700. Providence - Marcus Slaughter .1654; South Dakota State - Tyler Smith .2008; at Brigham Young - Chris Manker .9833; at UNLV - Chris Manker .3696.

# 2004-05 Game-By-Game Biggest Leads/Time in Lead

Below is a look at the efficiency leader (the formula is efficiency = (PTS + REB + AST + STL + BLK) - ((FGA - FGM) + (FTA - FTM) + TO)), the hockey +/- leader (differential in score while player is on the court) (minimum 10 minutes played), the PRA leader (points+rebounds+assists) and playing time leader for individual games.

Date	Opponent	SDSU Result	SDSU Big Opp Big			Ties	LC	SDSU in Opp in			Tied	Paint		Off TOs		2nd Ch.		Bench	
			Lead	Lead	Lead			Lead	Lead	SD		Opp	SD	Opp	SD	Opp	SD	Opp	
Nov. 19	UC SANTA BARBARA	L-ot 72-80	3	10	6	5	3:55	36:16	4:45	28	24	20	20	16	8	19	11		
Nov. 22	MONMOUTH	W 69-65	4	18	2	3	1:02	37:07	1:51	22	16	14	15	12	4	13	26		
Nov. 27	UC SAN DIEGO	W 86-51	35	2	5	11	33:53	1:33	4:34	50	14	30	4	16	0	24	20		
Dec. 1	SAN DIEGO	W 83-63	20	6	1	5	31:12	5:59	2:49	30	24	24	18	21	12	6	14		
Dec. 4	at UC Santa Barbara	W 73-55	36	1	2	0	37:12	1:47	1:01	24	14	21	10	2	9	9	24		
Dec. 7	at No. 16/21 Washington	L 69-98	none	33	0	0	0:00	39:37	0:23	38	42	23	38	12	20	18	33		
Dec. 11	CALIFORNIA	L 57-60	3	10	3	2	3:10	34:21	2:29	22	32	9	14	11	14	10	16		
Dec. 14	SAINT MARY'S	L 64-73	2	11	7	1	2:02	34:32	3:26	24	22	21	19	16	15	14	22		
Dec. 18	at Loyola Marymount	L 68-72	7	7	7	8	23:44	11:38	4:38	26	34	16	18	11	19	15	16		
Dec. 21	CAL STATE FULLERTON	W 63-60	15	2	1	1	39:24	0:19	0:17	32	14	11	16	8	7	27	2		
Dec. 28	at Iowa State	L 59-69	3	13	2	2	0:58	35:57	3:05	24	38	16	22	9	13	22	13		
Dec. 31	PROVIDENCE	L 67-76	7	10	3	5	21:50	16:01	2:04	34	34	18	17	19	15	15	23		
Jan. 3	SOUTH DAKOTA STATE	W 64-49	17	1	0	4	37:02	2:17	0:41	36	30	22	17	13	8	20	13		
Jan. 8	at Brigham Young*	W 59-57	6	13	5	3	5:05	33:09	1:46	30	24	18	11	13	13	27	7		
Jan. 15	at UNLV	W 81-75	12	6	0	3	27:00	2:49	0:11	42	32	15	14	6	15	24	20		

## 2004-05 Efficiency Ratings

The National Basketball Association uses a formula to rank the most efficient players in the league. The formula is efficiency = (PTS + REB + AST + STL + BLK) - ((FGA - FGM) + (FTA - FTM) + TO). Below are San Diego State's efficiency Ratings for the 2003-04 season.

### SEASON EFFICIENCY POINTS

Marcus Slaughter	.269
Brandon Heath	.228
Chris Manker	.154
Mohamed Camara	.097
John Sharper	.077
Matt Thomas	.060
Trimaine Davis	.052
Tyler Smith	.043
Chris Walton	.033
Tommy Johnson	.021
Travis Hanour	.005
Jared Ines	.004
Shawn Weinstein	-.002

### SEASON EFFICIENCY POINTS PER GAME

Marcus Slaughter	.1793
Brandon Heath	.1520
Chris Manker	.1027
Mohamed Camara	.0647
Chris Walton	.0550
John Sharper	.0513
Matt Thomas	.0400
Trimaine Davis	.0347
Tyler Smith	.0307
Travis Hanour	.0167
Tommy Johnson	.0162
Jared Ines	.0080
Shawn Weinstein	-.0100

### SEASON EFFICIENCY POINTS PER MINUTE

Marcus Slaughter	.0513
Chris Manker	.0480
Brandon Heath	.0458
Jared Ines	.0444
Mohamed Camara	.0317
Trimaine Davis	.0313
Travis Hanour	.0227
Matt Thomas	.0226
Tyler Smith	.0207
Chris Walton	.0190
John Sharper	.0189
Tommy Johnson	.0175
Shawn Weinstein	-.0667

## 2004-05 Hockey +/- Ratings

Hockey +/- tracks the team score while the player is on the court (total point team scored while on the court-total points team allowed while on the court).

### HOCKEY +/- POINTS

Chris Manker	+76
Tyler Smith	+34
John Sharper	+25
Marcus Slaughter	+23
Brandon Heath	+15
Trimaine Davis	+13
Shawn Weinstein	+10
Chris Walton	+6
Travis Hanour	+3
Jared Ines	+2
Matt Thomas	-13
Tommy Johnson	-20
Mohamed Camara	-29

### HOCKEY +/- POINTS PER GAME

Chris Manker	+5.07
Shawn Weinstein	+5.00
Tyler Smith	+2.43
John Sharper	+1.67
Marcus Slaughter	+1.53
Brandon Heath	+1.00
Chris Walton	+1.00
Travis Hanour	+1.00
Trimaine Davis	+0.87
Jared Ines	+0.50
Matt Thomas	-0.87
Tommy Johnson	-1.54
Mohamed Camara	-1.93

### HOCKEY +/- POINTS PER MINUTE

Shawn Weinstein	+2.500
Jared Ines	+0.222
Chris Manker	+0.237
Tyler Smith	+0.163
Travis Hanour	+0.136
Trimaine Davis	+0.078
John Sharper	+0.061
Marcus Slaughter	+0.044
Brandon Heath	+0.030
Chris Walton	-0.034
Matt Thomas	-0.049
Mohamed Camara	-0.095
Tommy Johnson	-0.167

## 2004-05 Win Share Ratings

Combines efficiency rating and hockey plus/minus rating into one value. Total number for all individual players added together equals the total number of team victories.

### WIN SHARES

Marcus Slaughter	+2.0285
Chris Manker	+1.9308
Brandon Heath	+1.3265
Tyler Smith	+0.9040
John Sharper	+0.8075
Chris Walton	+0.6443
Matt Thomas	+0.4015
Trimaine Davis	+0.2174
Tommy Johnson	+0.0925
Travis Hanour	+0.0281
Shawn Weinstein	+0.0222
Jared Ines	+0.0066
Mohamed Camara	-0.4099



## 2004-05 Points/Rebounds/Assists

Opponent	0	1	3	5	10	11	15	20	21	31	33	42	50
	Tommy Johnson	Brandon Heath	Chris Walton	Travis Hanour	Shawn Weinstein	Tyler Smith	John Sharper	Trimaine Davis	Matt Thomas	Jared Ines	Chris Manker	Marcus Slaughter	Mohamed Camara
UC SANTA BARBARA	0/1/2	17/4/3*	0/1/1*	INJ	CD	0/0/0	8/3/2*	0/1/0	2/1/1	0/0/0	17/8/2	28/13/1*	0/5/0*
MONMOUTH	2/1/0	16/9/2*	INJ	INJ	CD	1/2/1	6/0/1*	2/3/0	8/5/6	CD	9/2/1*	18/7/0*	7/8/0*
UC SAN DIEGO	0/0/0	5/1/9*	INJ	INJ	0/0/0	3/2/4	9/1/2*	8/2/0	7/4/2	6/0/0	23/5/3*	20/4/3*	5/4/0*
SAN DIEGO	0/1/0	26/3/5*	INJ	INJ	0/0/0	0/2/2	13/1/1*	2/2/0	4/5/1	0/0/0	22/6/2*	12/12/3*	4/5/1*
at UC Santa Barbara	0/0/0	20/2/7*	INJ	0/0/1	DNT	3/0/0	15/1/1*	4/3/1	2/2/3	0/0/0	5/3/1*	24/7/1*	0/3/1*
at No. 16/21 Washington	2/1/1	18/4/1*	INJ	INJ	DNT	0/1/1	2/0/2*	0/1/0	14/3/3	2/0/0	8/1/1*	21/7/1*	2/7/0*
CALIFORNIA	0/0/0	14/3/2*	INJ	0/3/1	CD	CD	7/3/1*	4/1/0	6/2/1	CD	2/1/3*	18/9/1*	6/7/0*
SAINT MARY'S	0/0/1	20/1/1*	INJ	3/0/0	CD	0/0/1	3/2/2*	5/3/0	10/7/0*	CD	6/2/1	15/8/0*	2/1/1*
at Loyola Marymount	0/1/0	12/6/4*	INJ	CD	DNT	4/3/0	3/3/1*	10/2/0*	7/4/2*	CD	10/3/0	21/9/2*	1/1/0
CAL STATE FULLERTON	7/6/3*	17/4/6	INJ	CD	CD	8/8/4*	5/0/1	2/0/0*	4/0/0*	CD	2/4/1	15/13/0*	3/5/0
at Iowa State	2/1/0*	20/3/2*	6/4/0	CD		0/1/1*	8/3/3	0/0/0*	2/0/0	CD	6/0/2	15/12/1*	0/1/2
PROVIDENCE	2/0/0	26/7/3*	1/2/3*	CD		0/0/0*	3/0/0	7/2/1	3/1/0	CD	0/1/1	18/9/0*	7/13/2*
SOUTH DAKOTA ST.	CD	15/4/7*	3/4/2*	CD		7/4/3*	5/1/0	6/2/0	2/1/1	CD	7/7/0	15/5/1*	4/5/0*
*at Brigham Young	0/1/1	11/2/2*	12/6/1	CD		0/2/6*	5/0/1	4/3/0*	1/0/1	CD	9/6/3	17/6/2*	0/2/0*
*at UNLV	CD	37/1/5*	11/4/2*	CD		0/0/0*	1/2/2*	0/0/0	0/0/0	DNT	13/6/2	17/12/3*	2/8/0*
*WYOMING													
*COLORADO ST.													
*at Air Force													
*at New Mexico													
*UTAH													
*BRIGHAM YOUNG													
*UNLV													
*at Colorado St.													
*at Wyoming													
*NEW MEXICO													
*AIR FORCE													
*at Utah													

\* – Indicates starter. CD – Did Not Play-Coach's Decision. DNT - Did Not Travel. INJ – Did Not Play-Injured. \* – Indicates Mountain West Conference Game. ` - 2005 Mountain West Conference Basketball Championship.

# 2004-05 Superlatives

## Individual

Category	San Diego State	Opponent
<b>Points Scored</b>	37 by Brandon Heath at UNLV (1-15-05)	30 by Matthew Knight at Loyola Marymount (12-18-04)
<b>Field Goals</b>	12 by Brandon Heath at UNLV (1-15-05)	13 by Matthew Knight at Loyola Marymount (12-18-04)
<b>Field Goals Attempted</b>	22 by Brandon Heath vs. UCSB (11-19-04)	21 by Matthew Knight at Loyola Marymount (12-18-04)
<b>Highest FG Percentage (min. 5 made)</b>	80.0 (8-10) by Brandon Heath at UCSB (12-4-04)	85.7 (6-7) by DeSean White 13 vs. Providence (12-31-04)
<b>Highest FG Percentage (min. 10 made)</b>	66.7 (12-18) by Brandon Heath at UNLV (1-15-05)	61.9 (13-21) by Matthew Knight at LMU (12-18-04)
<b>3-Point Field Goals Made</b>	4 by Brandon Heath at UCSB (12-4-04)	7 by Bobby Brown vs. Cal State Fullerton (12-21-04)
<b>3-Point Field Goals Attempted</b>	10 by Brandon Heath vs. UCSB (11-19-04)	11 by Romel Beck at UNLV (1-15-05)
<b>3-Point Field Goal Percentage (min. 4 made)</b>	66.7 (4-6) by Brandon Heath at UCSB (12-4-04)	80.0 (4-5) by Josh Davis vs. UC Santa Barbara (11-19-04)
<b>3-Point Field Goal Percentage (min. 7 made)</b>	NA	63.6 (7-11) by Bobby Brown vs. Cal State Fullerton (12-21-04)
<b>Free Throws</b>	12 by Brandon Heath at UNLV (1-15-05) 12 by Marcus Slaughter vs. UCSB (11-19-04)	9 by Frederic Adjwanou vs. Saint Mary's (12-14-04)
<b>Free Throws Attempted</b>	14 by Marcus Slaughter at Loyola Marymount (12-18-04) 14 by Marcus Slaughter vs. Saint Mary's (12-14-04) 14 by Marcus Slaughter vs. Monmouth (11-22-04) 14 by Marcus Slaughter vs. UCSB (11-19-04)	10 by Curtis Stinson at Iowa State (12-28-04) 10 by Frederic Adjwanou vs. Saint Mary's (12-14-04)
<b>Free Throw Percentage (min. 5 made)</b>	1.000 (12-12) by Brandon Heath at UNLV (1-15-05) 1.000 (8-8) by Brandon Heath vs. Monmouth (11-22-04) 1.000 (6-6) by Brandon Heath vs. Providence (12-31-04) 1.000 (6-6) by Marcus Slaughter vs. Providence (12-31-04) 1.000 (5-5) by Marcus Slaughter at UCSB (12-4-04) 1.000 (5-5) by Chris Manker vs. UCSD (11-27-04)	100.0 (8-8) by Mike Hall at Brigham Young (1-8-05)
<b>Free Throw Percentage (min. 10 made)</b>	100.0 (12-12) by Brandon Heath at UNLV (1-15-05)	NA
<b>Offensive Rebounds</b>	8 by Marcus Slaughter vs. UCSB (11-19-04)	6 by Matthew Knight at Loyola Marymount (12-18-04) 6 by Bobby Jones at Washington (12-7-04)
<b>Defensive Rebounds</b>	10 by Marcus Slaughter vs. Cal State Fullerton (12-21-04)	9 by Jonatahan Sanders vs. Saint Mary's (12-14-04)
<b>Total Rebounds</b>	13 by Mohamed Camara vs. Providence (12-31-04) 13 by Marcus Slaughter vs. Cal State Fullerton (12-21-04) 13 by Marcus Slaughter vs. UCSB (11-19-04)	10 by Yaphett King vs. Cal State Fullerton (12-21-04) 10 by Jonatahan Sanders vs. Saint Mary's (12-14-04)
<b>Assists</b>	9 by Brandon Heath vs. UCSD (11-27-04)	8 by Jerel Blassingame at UNLV (1-15-05) 8 by Will Conroy at Washington (12-7-04)
<b>Blocked Shots</b>	3 by Marcus Slaughter vs. SDSU (1-3-05) 3 by Chris Manker vs. San Diego (12-1-04) 3 by Marcus Slaughter vs. UCSD (11-27-04)	3 by Louis Amundson at UNLV (1-5-05) 3 by Jared Homan at Iowa State (12-28-04)
<b>Steals</b>	5 by Brandon Heath vs. UCSD (11-27-04)	6 by Bobby Brown vs. Cal State Fullerton (12-21-04)
<b>Minutes Played</b>	42 by Marcus Slaughter vs. UCSB (11-19-04)	41 by Chrismen Oliver vs. UC Santa Barbara (11-19-04)
<b>Minutes Played (Regulation)</b>	40 by Marcus Slaughter at Loyola Marymount (12-18-04)	39 by Jared Homan at Iowa State (12-28-04)

## Team

SDSU High	SDSU Low	Category	Opponent High	Opponent Low
86 vs. UCSD (11-27-04)	57 vs. California (12-11-04)	<b>Points Scored</b>	98 at Washington (12-7-04)	49 vs. SDSU (1-3-05)
32 vs. UCSD (11-27-04)	18 vs. Saint Mary's (12-14-04)	<b>Field Goals</b>	38 at Washington (12-7-04)	16 vs. UCSD (11-27-04)
67 vs. UCSB (11-19-04)	45 at UCSB (12-4-04)	<b>Field Goals Attempted</b>	75 at Washington (12-7-04)	37 vs. UCSD (11-27-04)
60.4 vs. UCSD (11-27-04)	34.9 vs. Providence (12-31-04)	<b>FG Percentage</b>	50.9 vs. Providence (12-31-04)	29.0 vs. CSUF (12-21-04)
12 at UCSB (12-4-04)	2 at Brigham Young (1-8-05)	<b>3-Point Field Goals Made</b>	10 vs. Monmouth vs. CSUF	2 vs. California/at Iowa State
31 at Iowa State (12-28-04)	11 vs. Providence (12-31-04)	<b>3-Point Field Goals Attempted</b>	29 vs. CSUF (12-21-04)	7 at Iowa State (12-28-04)
60.0 at UCSB (12-4-04)	14.3 at Brigham Young (1-8-05)	<b>3-Point Field Goal Percentage</b>	52.9 vs. UCSD (11-27-04)	15.4 vs. California (12-11-04)
26 at Loyola Marymount (12-18-04)	4 at Iowa State (12-28-04)	<b>Free Throws Made</b>	21 vs. Saint Mary's (12-14-04)	3 vs. San Diego (12-1-04)
38 at Loyola Marymount (12-18-04)	7 at Iowa State (12-28-04)	<b>Free Throws Attempted</b>	28 at Iowa State (12-28-04)	5 vs. San Diego (12-1-04)
84.6 vs. California (12-11-04)	47.8 vs. CSUF (12-21-04)	<b>Free Throw Percentage</b>	90.9 vs. CSUF (12-21-04)	42.9 vs. SDSU (1-3-05)
18 vs. UCSB vs. Providence	4 at UCSB (12-4-04)	<b>Offensive Rebounds</b>	24 at Washington (12-7-04)	4 vs. Monmouth (11-22-04)
30 vs. CSUF (12-21-04)	12 vs. Saint Mary's (12-14-04)	<b>Defensive Rebounds</b>	29 at Brigham Young (1-8-05)	12 vs. UCSD (11-27-04)
45 vs. CSUF (12-21-04)	24 vs. UCSD (11-27-04)	<b>Total Rebounds</b>	48 vs. SDSU (1-3-05)	20 vs. Monmouth (11-22-04)
24 vs. Saint Mary's (12-14-04)	11 vs. UCSD/San Diego	<b>Fouls</b>	24 at LMU vs. CSUF	9 at Iowa State (12-28-04)
2 vs. Saint Mary's (12-14-04)	0 - several times	<b>Fouled Out</b>	1 - several times	0 - several times
23 vs. UCSD (11-27-04)	7 vs. Saint Mary's (12-14-04)	<b>Assists</b>	23 at Washington (12-7-04)	8 at Brigham Young (1-8-05)
26 at Washington (12-7-04)	9 vs. UCSD (11-27-04)	<b>Turnovers</b>	27 vs. UCSD (11-27-04)	10 vs. Monmouth (11-22-04)
9 vs. SDSU (1-3-05)	0 vs. Saint Mary's (12-14-04)	<b>Blocked Shots</b>	6 at Washington (12-7-04)	1 - five times
15 vs. UCSD (11-27-04)	6 at Loyola Marymount vs. CSUF	<b>Steals</b>	13 vs. UCSB (11-19-04)	3 at UCSB vs. California
51 vs. UCSD, 2nd (11-27-04)	19 at Brigham Young, 1st (1-8-05)	<b>Points/Half</b>	56 at Washington (12-7-04)	21 vs. SDSU, 1st (1-3-05)
65.4 vs. UCSD, 2nd (11-27-04)	22.6 at Brigham Young, 1st (1-8-05)	<b>FG Percentage/Half</b>	70.8 vs. Providence (12-31-04)	27.3 at BYU, 1st (1-8-05)
4 vs. USD/at LMU/at UNLV	2 - seven times	<b>Double-Figure Scorers</b>	5 at UNLV (1-15-05)	1 at UCSB (12-4-04)

# Season and Career Highs

## ► 0 • TOMMY JOHNSON

	Season	Career
Points	7 vs. CSUF, 12-21-04	18 vs. Troy St., 11-30-03
Rebounds	6 vs. CSUF, 12-21-04	7 vs. IPFW, 12-30-02
Assists	3 vs. CSUF, 12-21-04	5 at Cal Poly, 11-30-02
Steals	2 at Washington, 12-7-04	4 vs. Troy St., 11-30-03
Blocked Shots	1 - two times	2 - two times
Minutes	24 vs. CSUF, 12-21-04	33 vs. Troy St., 11-30-03

## ► 1 • BRANDON HEATH

	Season	Career
Points	37 at UNLV, 1-15-05	37 at UNLV, 1-15-05
Rebounds	9 vs. Monmouth, 11-22-04	9 vs. Monmouth, 11-22-04
Assists	9 vs. UCSD, 11-27-04	9 vs. UCSD, 11-27-04
Steals	5 vs. UCSD, 11-27-04	5 vs. UCSD, 11-27-04
Blocked Shots	1 - two times	1 - two times
Minutes	41 vs. UCSB, 11-19-04	43 at Colorado St., 1-24-04

## ► 3 • CHRIS WALTON

	Season	Career
Points	12 at BYU, 1-8-05	17 at BYU, 2-9-04
Rebounds	6 at BYU, 1-8-05	10 - two times
Assists	3 vs. Providence, 12-31-04	6 vs. Portland, 12-31-03
Steals	1 at Iowa State, 12-28-04	3 - six times
Blocked Shots	1 - two times	4 vs. UNM, 2-28-02
Minutes	34 at UNLV, 1-5-05	40 at CSU, 1-24-04

## ► 5 • TRAVIS HANOUR

	Season	Career
Points	3 vs. Saint Mary's, 12-14-04	11 - two times
Rebounds	3 vs. California, 12-11-04	7 vs. Utah, 1-18-03
Assists	1 - two times	3 vs. Wash. St., 2-10-01
Steals	2 vs. California, 12-11-04	2 - two times
Blocked Shots	1 vs. California, 12-11-04	2 vs. Chaminade, 11-20-00
Minutes	15 vs. California, 12-11-04	35 vs. Utah, 1-18-03

## ► 11 • TYLER SMITH

	Season
Points	8 vs. CSUF, 12-21-04
Rebounds	8 vs. CSUF, 12-21-04
Assists	6 at BYU, 1-8-05
Steals	2 vs. SDSU, 1-3-05
Blocked Shots	0
Minutes	38 vs. CSUF, 12-21-04

## ► 15 • JOHN SHARPER

	Season	Career
Points	15 at UCSB, 12-4-04	15 at UCSB, 12-4-04
Rebounds	3 - four times	5 vs. UCSD, 12-2-02
Assists	3 at Iowa State, 12-28-04	4 at Arizona, 12-22-03
Steals	3 - three times	3 - four times
Blocked Shots	0	none
Minutes	40 vs. UCSB, 11-19-04	40 vs. UCSB, 11-19-04

## ► 20 • TRIMAINE DAVIS

	Season	Career
Points	10 at LMU, 12-18-04	10 at LMU, 12-18-04
Rebounds	3 - four times	4 - three times
Assists	1 - two times	1 - five times
Steals	2 vs. SDSU, 1-3-05	2 vs. SDSU, 1-3-05
Blocked Shots	2 vs. SDSU, 1-3-05	2 - two times
Minutes	19 at UCSB, 12-4-04	19 - two times

## ► 21 • MATT THOMAS

	Season
Points	14 at Washington, 12-7-04
Rebounds	7 vs. Saint Mary's, 12-14-04
Assists	6 vs. Monmouth, 11-22-04
Steals	3 - two times
Blocked Shots	0
Minutes	32 vs. Saint Mary's, 12-14-04

## ► 33 • CHRIS MANKER

	Season	Career
Points	23 vs. UCSD, 11-27-04	23 vs. UCSD, 11-27-04
Rebounds	8 vs. UCSB, 11-19-04	9 vs. UCSD, 12-6-03
Assists	3 - three times	3 - three times
Steals	3 vs. UCSB, 11-19-04	3 vs. UCSB, 11-19-04
Blocked Shots	3 vs. San Diego, 12-1-04	3 vs. San Diego, 12-1-04
Minutes	35 vs. UCSB, 11-19-04	35 vs. UCSB, 11-19-04

## ► 42 • MARCUS SLAUGHTER

	Season	Career
Points	28 vs. UCSB, 11-19-04	28 vs. UCSB, 11-19-04
Rebounds	13 - two times	15 at UNLV, 2-17-04
Assists	3 - three times	4 at Saint Mary's, 1-6-04
Steals	4 vs. UCSB, 11-19-04	5 at UNM, 2-28-04
Blocked Shots	3 vs. UCSD, 11-27-04	3 vs. UCSD, 11-27-04
Minutes	41 vs. UCSB, 11-19-04	41 vs. UCSB, 11-19-04

## ► 50 • MOHAMED CAMARA

	Season
Points	7 - two times
Rebounds	13 vs. Providence, 12-31-04
Assists	2 - two times
Steals	3 at Washington, 12-7-04
Blocked Shots	3 vs. SDSU, 1-3-05
Minutes	31 - two times

# 2004-05 Miscellaneous Statistics

## San Diego State's Record When...

Category	This Season	Fisher Era	SDSU Streak
Home	5-4	56-32	Won 1
Away	3-3	18-50	Won 2
Neutral	0-0	4-4	Lost 2
Scoring First	1-4		Won 1
Opponent Scores First	7-3		Won 2
Leading at Half	6-2	57-15	Won 2
Trailing at Half	2-5	18-71	Won 1
Tied at Half	0-0	3-0	
Leading with 5:00 Left	6-0		Won 6
Trailing with 5:00 Left	2-7		Won 1
Tied with 5:00 Left	0-0		Won 1
In Overtime	0-1	1-9	Lost 3
SDSU Outrebounds Opp.	4-2	52-32	Lost 1
SDSU is Outrebounded	3-5	25-52	Won 2
Opp. Commits More TOs	3-3	48-22	Won 2
SDSU Commits More TOs	5-3	26-57	Won 1
SDSU More FT Attempts	5-5	51-28	Won 1
Opp. More FT Attempts	2-2	24-58	Won 1
SDSU Shoots Better than Opp.	8-0	62-19	Won 8
Opp. Shoots Better than SDSU	0-7	14-66	Lost 10
SDSU Shoots 50% or Better	3-0	28-10	Won 5
SDSU Shoots 40-50%	5-1	41-36	Won 4
SDSU Shoots 40% or Less	0-6	9-40	Lost 7
Opp. Shoots 50% or Better	0-3	8-24	Lost 5
Opp. Shoots 40-50%	4-4	35-55	Won 1
Opp. Shoots 40% or Less	4-0	36-6	Won 5
SDSU Bench Outscores Opp.	5-2	43-31	Won 3
Opp. Bench Outscores SDSU	3-5	33-51	Lost 5
SDSU Scores Less Than 60	1-2	3-26	Won 1
SDSU Scores Between 60-69	3-4	20-35	Won 1
SDSU Scores Between 70-79	1-1	29-16	Won 1
SDSU Scores Between 80-89	3-0	19-9	Won 3
SDSU Scores Between 90-99	0-0	7-0	Won 7
SDSU Scores 100+	0-0	0-0	Won 23
Opp. Scores Less Than 60	4-0	28-4	Won 4
Opp. Scores Between 60-69	3-2	31-14	Lost 1
Opp. Scores Between 70-79	1-3	19-35	Won 1
Opp. Scores Between 80-89	0-1	0-20	Lost 29
Opp. Scores Between 90-99	0-1	0-11	Lost 21
Opp. Scores 100+	0-0	0-2	Lost 8
Wearing Black	3-2		Won 2
Wearing Red	3-1		Won 1
Wearing White	2-4		Won 1
On Monday	2-0		Won 2
On Tuesday	1-3		Lost 1
On Wednesday	1-0		Won 4
On Thursday	0-0		Lost 1
On Friday	0-2		Lost 2
On Saturday	4-2		Won 2
On Sunday	0-0		Lost 1
In November	2-1		Won 2
In December	3-6		Lost 2
In January	3-0		Won 3
In February	0-0		Lost 1
In March	0-0		Lost 3

## STARTING LINEUPS

SF	PF	C	SG	PG	W-L
Slaughter	Walton	Camara	Sharper	Heath	0-1
Slaughter	Manker	Camara	Sharper	Heath	4-2
Sharper	Slaughter	Camara	Heath	Thomas	0-1
Sharper	Slaughter	Davis	Heath	Thomas	0-1
Smith	Slaughter	Davis	Johnson	Thomas	1-0
Smith	Slaughter	Davis	Johnson	Heath	0-1
Walton	Slaughter	Camara	Smith	Heath	1-1
Slaughter	Davis	Camara	Smith	Heath	1-0
Smith	Slaughter	Camara	Sharper	Heath	1-0

## LEADS AND DEFICITS

SDSU Biggest Halftime Lead	14 at UC Santa Barbara (12-4-04)
SDSU Biggest Halftime Lead Lost	2 at Loyola Marymount/Providence
SDSU Biggest Halftime Lead Lost in a Loss	2 at Loyola Marymount/Providence
SDSU Biggest Halftime Deficit	22 at Washington (12-7-04)
SDSU Biggest Halftime Deficit Overcome	9 at Brigham Young (1-8-05)
SDSU Biggest Halftime Deficit Overcome for Victory	9 at Brigham Young (1-8-05)
SDSU Biggest Lead	36 at UC Santa Barbara (12-4-04)
SDSU Biggest Lead Lost	7 at Loyola Marymount/Providence
SDSU Biggest Lead Lost in a Loss	7 at Loyola Marymount/Providence
SDSU Biggest Deficit	33 at Washington (12-7-04)
SDSU Biggest Deficit Overcome	18 vs. Monmouth (11-22-04)
SDSU Biggest Deficit Overcome for Victory	18 vs. Monmouth (11-22-04)

## TEAM LEADER IN SCORING

	SEASON	CAREER
Marcus Slaughter	.8	9
Brandon Heath	.7	16
Chris Manker	.1	1

## TEAM LEADER IN REBOUNDING

	SEASON	CAREER
Marcus Slaughter	.11	21
Chris Manker	.3	3
Mohamed Camara	.2	2
Brandon Heath	.1	1
Chris Walton	.1	4

## TEAM LEADER IN ASSISTS

	SEASON	CAREER
Brandon Heath	.9	11
John Sharper	.2	2
Matt Thomas	.2	2
Chris Manker	.1	1
Tyler Smith	.1	1
Chris Walton	.1	9

## DOUBLE FIGURE SCORING GAMES

	SEASON	CAREER
Marcus Slaughter	.15	24
Brandon Heath	.14	35
Chris Manker	.4	6
John Sharper	.2	2
Matt Thomas	.2	2
Chris Walton	.2	15
Trimaine Davis	.1	1

## 20-PLUS SCORING GAMES

	SEASON	CAREER
Brandon Heath	.6	15
Marcus Slaughter	.5	5
Chris Manker	.2	2

## DOUBLE FIGURE REBOUNDING GAMES

	SEASON	CAREER
Marcus Slaughter	.5	9
Mohamed Camara	.1	1

## DOUBLE FIGURE ASSIST GAMES

	SEASON	CAREER
none		

## DOUBLE-DOUBLES

	SEASON	CAREER
Marcus Slaughter	.5	7

## MISSED GAMES DUE TO INJURY

	SEASON
Chris Walton	.9
Travis Hanour	.5
TOTAL	.14

## TOP SCORING PERFORMANCES

37, Brandon Heath at UNLV (1-15-05)
28, Marcus Slaughter vs. UCSB (11-19-04)
26, Brandon Heath vs. Providence (12-31-04)
26, Brandon Heath vs. San Diego (12-1-04)
24, Marcus Slaughter at UCSB (12-4-04)
23, Chris Manker vs. UC San Diego (11-27-04)
22, Chris Manker vs. San Diego (12-1-04)
21, Marcus Slaughter at LMU (12-18-04)
21, Marcus Slaughter at Washington (12-7-04)

## TOP REBOUNDING PERFORMANCES

13, Mohamed Camara vs. Providence (12-31-04)
13, Marcus Slaughter vs. CSUF (12-21-04)
13, Marcus Slaughter vs. UCSB (11-19-04)
12, Marcus Slaughter at UNLV (1-15-05)
12, Marcus Slaughter at Iowa State (12-28-04)
12, Marcus Slaughter vs. San Diego (12-1-04)
9, Marcus Slaughter vs. Providence (12-31-04)
9, Marcus Slaughter at LMU (12-18-04)
9, Marcus Slaughter vs. California (12-11-04)
9, Brandon Heath vs. Monmouth (11-22-04)

## TOP ASSISTS PERFORMANCES

9, Brandon Heath vs. UC San Diego (11-29-04)
7, Brandon Heath vs. South Dakota State (1-3-05)
7, Brandon Heath at UCSB (12-4-04)
6, Tyler Smith at Brigham Young (1-8-05)
6, Brandon Heath vs. CSUF (12-21-04)
6, Matt Thomas vs. Monmouth (11-22-04)

## TOP 3-POINT FG PERFORMANCES

4, Brandon Heath at UCSB (12-4-04)
3, Chris Manker at UNLV (1-15-05)
3, John Sharper at UCSB (12-4-04)
3, Marcus Slaughter at UCSB (12-4-04)
3, Brandon Heath vs. San Diego (12-1-04)
3, Chris Manker vs. San Diego (12-1-04)
3, John Sharper vs. San Diego (12-1-04)
3, John Sharper vs. UC San Diego (11-27-04)
3, Brandon Heath vs. UCSB (11-19-04)

## TOP EFFICIENCY POINT PERFORMANCES

33, Brandon Heath at UNLV (1-5-05)
31, Marcus Slaughter vs. UCSB (11-19-04)
29, Chris Manker vs. UC San Diego (11-27-04)
28, Chris Manker vs. San Diego (12-1-04)
27, Brandon Heath at UCSB (12-4-04)
26, Marcus Slaughter vs. UC San Diego (11-27-04)
24, Brandon Heath vs. Providence (12-31-04)
24, Marcus Slaughter at UCSB (12-4-04)
23, Brandon Heath vs. San Diego (12-1-04)