


Mohamed Camara led the team in rebounding five times during his senior year and finished the 2005-06 season with the fourth-highest rebound total on the team.



Inside:

2005-06 Season Notes	88
Results	90
Game-By-Game Statistics	92
Miscellaneous Statistics	96
Departed Letterwinners	100
Box Scores and Recaps	104
MWC Statistics	115

Aztecs Enjoy Record Season

05-06 Honors

► Brandon Heath

AP Honorable Mention All-American

MWC Player of the Year

MWC All-Tournament Team

All-MWC First Team

United States Basketball

Writers Association

(USBWA) All-District IX

Team

National Association of

Basketball Coaches (NABC)

All-District 13 First Team

MWC Player of the Week

(three times)

► Marcus Slaughter

All-MWC First Team

MWC Tournament MVP

MWC All-Tournament

Team

United States Basketball

Writers Association

(USBWA) All-District IX

Team

National Association of

Basketball Coaches (NABC)

All-District 13 First Team

MWC Player of the Week

(two times)

► Mohamed Abukar

All-MWC Second Team

CBS Chevrolet Player of the

Game - vs. Indiana (NCAA

Tournament)

► Kyle Spain

MWC Player of the Week

(one time)

With high expectations placed on them at the beginning of the season, the Aztecs rose to the occasion and stormed through Mountain West Conference play to earn their first outright league championship of the Division I era and their second MWC tournament title en route to a school-record 24 victories and a berth in the NCAA Tournament.

A Year to Remember

► SDSU's 24 victories in the Division I era is a record for wins in a season and ties the school's all-time mark. The Division I era record was 23 set in 1984-85, while the school record of 24 was reached three times, most recently in 1966-67.

► With 13 Mountain West Conference victories, San Diego State broke the school record for most league victories. It marked the first time SDSU recorded a winning record in conference play since 1984-85 team went 11-5. The three league losses by San Diego State were the fewest losses in conference play for SDSU since the 1976-77 squad went 9-3.

► Last season marked the eighth time a Steve Fisher-coached team has recorded 20 or more wins. The 24 wins in 2005-06 is the highest total SDSU has reached under Fisher, eclipsing the 2001-02 team, which won 21 games.

► San Diego State claimed its third conference championship of the Division I era (shared PCAA titles in 1976-77 and 1977-78) and its first outright league title by going 13-3 in the Mountain West Conference. SDSU moved into a tie for first place following a victory over UNLV on Jan. 14th and never left the top of the standings the rest of the season, finishing a game ahead of Air Force and Brigham Young in the standings. The Aztecs set a school record and tied the Mountain West Conference record with 13 league victories this season. Despite a national championship and three NCAA title game appearances, last season's MWC title marked the first regular-season conference championship in Steve Fisher's distinguished career.

► The Aztecs claimed their second MWC tournament championship and became the first school in league history to win the tourney title twice. The



After claiming the school's first outright regular season league championship, San Diego State went undefeated at the MWC Tournament to earn an automatic bid to the NCAA Tournament.

postseason crown is SDSU's fourth in school history and improved its record to 4-0 in conference tournament title games with its win over Wyoming. San Diego State won postseason titles in 1976 (PCAA), 1985 (WAC) and 2002 (MWC) prior to last season.

Aztecs Take Home Numerous Awards


With team success comes individual accolades and the Aztecs certainly had their fair share in 2005-06.

Brandon Heath, who led the team in scoring 17 times during the season, was named MWC player of the week three times, played his way onto the all-MWC first team and MWC all-tournament team and was named the league's player of the year. Not only did he receive conference recognition, he also attracted regional and national attention as he was named to the United States Basketball Writers

Association (USBWA) All-District IX and National Association of Basketball Coaches (NABC) All-District 13 teams. His year culminated when he was named an honorable mention All-American by the *Associated Press* making him the first Aztec since Michael Cage in 1984 to hold such honors.

Heath was not alone when garnering hardware as Marcus Slaughter was named to the all-MWC first team and MWC all-tournament squad after leading the league in rebounding. In addition to being named MWC player of the week twice, he joined Heath on both the USBWA and NABC teams.

Much of the team's success occurred when Mohamed Abukar became eligible in mid-December just in time for MWC play. After averaging 15.3 points within the conference, he earned all-MWC second-team accolades. He carried his stellar play into the postseason as he scored a



Steve Fisher guided San Diego State to its second NCAA Tournament and third postseason appearance in the last five years.

game-high 24 points and grabbed nine rebounds en route to being named the CBS Chevrolet Player of the Game vs. Indiana in the NCAA Tournament.

One of the Best MWC Teams Ever?

The 2005-06 San Diego State team will go down as one of the best in Mountain West Conference history. The Aztecs posted a 13-3 record, and became just the fourth team in Mountain West Conference to win the league title outright (2001-02 Wyoming, 2003-04 Air Force and 2004-05 Utah).

Along the way, SDSU did not just win games, but dominated them. Of the Aztecs 13 league victories, seven came by double figures. Meanwhile, two of SDSU's three conference losses were by three points or less and the other contest was a four-point game with 91 seconds to play.

San Diego State's 13 victories and six road wins tie for the all-time highest total in Mountain West Conference history. In addition, its scoring margin of +8.1 ranks third in league history.

Freshman Contributions

The freshman class played a huge role in the Aztecs success and the evidence can be found in the minutes played column. Two of the five lead-

ers in minutes played were true freshmen in point guard Richie Williams and forward Kyle Spain.

Williams, who played the third-most minutes (935) and started 32 games, averaged 6.6 points and 3.8 assists per game in 28.3 minutes of action. He also recorded six or more assists on nine occasions, including a career-high 11 vs. South Dakota State. The point guard enjoyed his best scoring night as an Aztec when he put up 19 points at Brigham Young. For the season, he finished third in the league in assists (3.85), fourth in steals (1.76) and fourth in assist-to-turnover ratio (1.31).

Spain ended the season having played in 28 games, while starting 25 of them. He played the fifth-most minutes on the team (719) and averaged 9.2 points and 5.6 rebounds. For the season, Spain had 13 double-digit scoring games and recorded two double-doubles. One of those came in the MWC championship game vs. Wyoming (11 points, 12 rebounds) and the other at TCU (10 points, 10 rebounds). He finished his first year among the MWC freshmen leaders in rebounding and scoring. Thanks to his 17-point, seven-rebound and five-steal performance against UC Santa Barbara, Spain earned his first MWC Player of the Week award, at the time joining former Aztec Evan Burns and Utah's Andrew Bogut as the only freshmen in the conference's history to win the weekly honor.

Abukar Factor

When Mohamed Abukar became eligible for the game at Providence, the Aztecs sported a record of 6-4. Even though SDSU fell to the Friars, the Aztecs went on to post a record of 18-4 the rest of the way. Equally impressive was San Diego State's 17-4 record with Abukar in the starting lineup and a 16-4 mark with Brandon Heath, Marcus Slaughter and Abukar all in the starting group.

Streaking in 2006

The Aztecs put together some impressive winning streaks that had not been accomplished in nearly 40 years.

San Diego State's eight-game overall winning streak was something that

had not been done since Nov. 29-Dec. 22, 1984. But what was even more impressive was the fact that that streak came during conference play. The last time an Aztec squad won eight straight during league action in a single season was Feb. 9-March 1, 1968.

Winning eight consecutive is impressive, but winning five straight on the road is just as sweet. The winning streak away from San Diego was the longest since the Aztecs won seven in a row from Jan. 20, 1968 through Dec. 7, 1968, spanning two seasons. It also marked the longest conference road winning streak since a six-game stretch from Feb. 9, 1968-Jan. 16, 1970.

Playing at home has been a strength of San Diego State the last few years and none more so than in 2006 as the Aztecs went 13-2. Included in those 13 victories was an eight-game streak that was the longest since SDSU won nine straight home contests from March 3, 2001-Jan. 19, 2002.

Winning Big

With the 12-point victory vs. Colorado State on March 9th, San Diego State recorded its 16th double-digit victory of the season.

During the Steve Fisher era, the number of double-digit victories has been a good indicator to the total number of victories. In the 2001-02 NCAA Tournament season, the Aztecs went 21-12 and had 13 victories by 10 or more points. The following season, SDSU was 16-14, advanced to the second round of the NIT and had 11 double-digit wins. The last two seasons, the Aztecs combined for just 10 double-digit win totals.

In 2005-06, San Diego State brought back the blowout win, having recorded 16 double-digit victories, the highest season total in the category in the Steve Fisher era.

The 16 double-digit wins in 33 games this season equals the total number San Diego State had in the 76 games prior to the season.

San Diego State also claimed three straight wins by at least 10 points from Jan. 14-21 for the first time since the 2004-05 campaign.

05-06 Records

► SDSU Team Single-Game Record

Highest 3FG Percentage
76.9 percent (10-13) vs. Southern Miss (11-20-05)

► SDSU Team Single-Game MWC Record

Highest FG Percentage
63.8 percent (30-47) at Colorado State (2-4-06)

Highest 3FG Percentage
69.2 percent (9-13) vs. New Mexico (1-25-06)

► SDSU Team Single-Season Record

Most Wins/Season
24

Most Wins/Division I Era
24

Most Wins/Conference Season
13

Most Wins/MWC Season
13

Fewest Losses/Division I Conference Season
3

Most Games Played
33

Most Free Throws Made/Division I Season
558

Highest Free Throw Percentage/Division I Season
72.8 percent (558-767)

Most Three-Point Field Goals/Season
220

► SDSU Ind. Game Record Rebounds-Fisher Era
20, Marcus Slaughter vs. UNLV (1-14-06)

FG Attempted-Fisher Era
27, Brandon Heath vs. Wyoming (3-11-06)

3FGs-Fisher Era
8, John Sharper vs. South Dakota State (3-3-06)

3FGs Attempted-Fisher Era
13, Brandon Heath at New Mexico (2-25-06)

2005-06 Results



2006 NCAA TOURNAMENT ► 2006 MOUNTAIN WEST CHAMPIONS

2005-06 Game-By-Game Results

Record: 24-9 (Home: 13-2, Away: 7-5, Neutral: 4-2); **Mountain West Conference: 13-3** (Home: 7-1, Away: 6-2)

SDSU			San Diego State High							
Date	NR	Opponent	SDSU Result	Streak	Record	MWC	Scorer	Rebounder	Assists	Attendance
Nov. 17		at Alaska Fairbanks (QF)~	W 67-55	W1	1-0		Heath-23	Slaughter-11	Williams-4	3,229
Nov. 19		vs. Illinois-Chicago (SF)~	L 63-66	L1	1-1		Heath-18	Spain-10	Heath-5	1,941
Nov. 20		vs. Southern Mississippi (3P)~	W 79-51	W1	2-1		Slaughter-18	Slaughter-5	Thomas-7	2,071
Nov. 26		ALBANY	W 80-53	W2	3-1		Heath-20	Slaughter-15	Williams-5	5,032
Nov. 30		at San Diego	L 80-90	L1	3-2		Heath-24	Camara-10	Williams-6	5,012
Dec. 3		POINT LOMA NAZARENE	W 88-77	W1	4-2		Slaughter-25	Slaughter-14	Williams-4	3,649
Dec. 6		at California	L 64-82	L1	4-3		Slaughter-22	Slaughter-13	Williams-5	8,679
Dec. 10		WASHINGTON STATE#	L 49-60	L2	4-4		Slaughter-26	Slaughter-17	Williams-3	6,406
Dec. 17		UC SANTA BARBARA	W 66-54	W1	5-4		Spain-17	Camara-9	Heath-4	4,965
Dec. 20		UMBC	W 58-45	W2	6-4		Spain-16	Camara-10	Thomas-4	3,821
Dec. 27		at Providence	L 65-80	L1	6-5		Heath-22	Camara-9	Abukar/Sharper-3	7,183
Dec. 31		LOYOLA MARYMOUNT	W 84-68	W1	7-5		Heath-25	Davis-8	Williams-6	3,168
Jan. 4		COLORADO STATE* (-/rv)	W 83-75	W2	8-5	1-0	Abukar/Heath-22	Slaughter-11	Slaughter/Williams-6	2,532
Jan. 7		at Air Force* (rv/rv)	L 62-65	L1	8-6	1-1	Heath-21	Slaughter-9	Williams-6	5,213
Jan. 11		at Utah*	W 72-67	W1	9-6	2-1	Heath-21	Abukar/Spain-7	Heath-8	9,816
Jan. 14		UNLV*	W 83-67	W2	10-6	3-1	Slaughter-20	Slaughter-20	Heath-5	6,288
Jan. 18		at TCU*	W 76-57	W3	11-6	4-1	Slaughter-23	Slaughter-18	Slaughter/Spain-4	3,325
Jan. 21		BRIGHAM YOUNG*	W 88-61	W4	12-6	5-1	Heath-26	Slaughter-14	Heath-4	11,287
Jan. 25	rv/--	NEW MEXICO*	W 75-69	W5	13-6	6-1	Slaughter-18	Heath-6	Heath-6	7,642
Jan. 28	rv/--	at Wyoming*	W-ot 78-77	W6	14-6	7-1	Slaughter-24	Slaughter-13	three with 2	6,869
Feb. 4	rv/rv	at Colorado State*	W 85-81	W7	15-6	8-1	Heath-28	Slaughter-11	three with 5	3,972
Feb. 8	rv/rv	AIR FORCE*	W 61-51	W8	16-6	9-1	Abukar-18	Slaughter-15	Williams-6	11,718
Feb. 11	rv/rv	UTAH*	L 65-67	L1	16-7	9-2	Heath-20	Slaughter-14	Williams-4	9,156
Feb. 16	--/rv	at UNLV*	W 81-70	W1	17-7	10-2	Heath-25	Camara-10	Heath-7	10,923
Feb. 18	--/rv	TCU*	W 83-71	W2	18-7	11-2	Heath-20	Slaughter-9	Williams-6	9,497
Feb. 22	rv/rv	at Brigham Young*	L 90-100	L1	18-8	11-3	Abukar-20	Slaughter-12	Heath-5	11,316
Feb. 25	rv/rv	at New Mexico*	W 73-66	W1	19-8	12-3	Heath-32	Slaughter-11	Heath-6	14,163
Mar. 1	rv/rv	WYOMING*	W 91-72	W2	20-8	13-3	Abukar-26	Slaughter-9	Williams-6	(c) 12,414
Mar. 3	rv/rv	SOUTH DAKOTA STATE	W 88-63	W3	21-8		Sharper-26	Williams-9	Williams-11	7,634
Mar. 9	rv/rv	vs. (8) Colorado State (QF)^	W 64-52	W4	22-8		Slaughter-17	Slaughter-19	Williams-6	5,625
Mar. 10	rv/rv	vs. (4) UNLV (SF)^	W 63-60	W5	23-8		Heath-22	Slaughter-14	Slaughter-4	8,573
Mar. 11	rv/rv	vs. (7) Wyoming (CH)^	W-ot 69-64	W6	24-8		Heath-22	Slaughter-13	Williams-2	10,840
Mar. 16	rv/rv	vs. (6) Indiana (1R)`	L 83-87	L1	24-9		Abukar-24	Slaughter-10	Williams-8	15,122

Caps denotes home game. ~ - BP Top of the World Classic (Fairbanks, Alaska). # - San Diego SLAM. * - Indicates Mountain West Conference game. ^ - Mountain West Conference Championships (Pepsi Center; Denver, Colo). ` - NCAA Tournament (Huntsman Center; Salt Lake City, Utah). c - Indicates capacity crowd. SDSU NR - Indicates San Diego State's national rankings in the Associated Press and ESPN/USA Today coaches polls at game time. Opponent national ranking listed after opponent name (Associated Press and ESPN/USA Today coaches polls at game time). 1R - First round; QF - Quarterfinal; SF - Semifinal; CH - Championship. 3P - Third-place game. Opponent seed listed left of team name.

2005-06 Attendance

	G	W-L	Total	Average	High
Home	15	13-2	105,209	7,014	12,414 vs. Wyoming (Mar. 1)
Mountain West	8	7-1	70,534	8,817	12,414 vs. Wyoming (Mar. 1)
Away	12	7-5	89,700	7,476	14,163 at New Mexico (Feb. 25)
Mountain West	8	6-2	65,597	8,200	14,163 at New Mexico (Feb. 25)
Neutral	5	4-1	27,109	5,422	15,122 vs. Indiana (Mar. 16)
Total	33	24-9	239,081	7,245	15,122 vs. Indiana (Mar. 16)
Mountain West	16	13-3	136,131	8,509	14,163 at New Mexico (Feb. 25)

2005-06 Statistics



2006 NCAA TOURNAMENT ► 2006 MOUNTAIN WEST CHAMPIONS

2005-06 Individual Statistics - All Games

No.	Player	GPGS	Min	Avg	TOTAL		3-PTS		FT-FTA	Pct	REBOUNDS				PF	FO	A	TO	Blk	Stl	Pts	Avg								
					FG-FGA	Pct	3FG-FGA	Pct			Off	Def	Tot	Avg																
01	HEATH, Brandon	33	33	1164	35.3	204-481	.424	98-240	.408	101-119	.849	21	90	111	3.4	54	1	114	119	1	49	607	18.4							
42	SLAUGHTER, Marcus	30	29	982	32.7	151-308	.490	0-1	.000	192-252	.762	124	205	329	11.0	94	4	56	86	31	36	494	16.5							
34	ABUKAR, Mohamed	22	21	668	30.4	118-242	.488	8-28	.286	70-86	.814	41	63	104	4.7	58	1	22	43	14	21	314	14.3							
15	SHARPER, John	33	3	837	25.4	94-222	.423	79-188	.420	24-27	.889	11	34	45	1.4	47	1	29	30	1	17	291	8.8							
33	SPAIN, Kyle	28	25	719	25.7	90-182	.495	15-29	.517	63-92	.685	62	96	158	5.6	59	1	29	49	10	35	258	9.2							
03	WILLIAMS, Richie	33	32	935	28.3	71-168	.423	19-59	.322	58-81	.716	26	61	87	2.6	77	1	127	97	2	58	219	6.6							
20	DAVIS, Trimaïne	28	7	381	13.6	47-72	.653	0-1	.000	19-34	.559	17	43	60	2.1	48	1	7	16	15	2	113	4.0							
50	CAMARA, Mohamed	32	9	434	13.6	35-64	.547	0-0	.000	11-42	.262	50	66	116	3.6	53	0	11	18	17	14	81	2.5							
21	THOMAS, Matt	28	6	320	11.4	14-43	.326	0-2	.000	9-15	.600	14	19	33	1.2	24	0	31	20	3	14	37	1.3							
00	HOERNER, Brett	15	0	92	6.1	11-23	.478	0-0	.000	7-12	.583	8	9	17	1.1	15	0	1	8	5	2	29	1.9							
24	MCGRATH, Tim	14	0	97	6.9	2-16	.125	1-8	.125	4-7	.571	5	10	15	1.1	10	0	5	3	0	2	9	0.6							
30	LAMB, Chris	6	0	21	3.5	2-2	1.000	0-0	.000	0-0	.000	0	0	0	0.0	6	0	0	1	2	1	4	0.7							
TEAM												51	50	101	3.1					8										
SDSU TOTALS		33					839-1823	.460	220-556	.396	558-767	.728	430	746	1176	35.6	545	10	432	498	101	251	2456	74.4						
OPPONENTS		33					834-1903	.438	197-589	.334	358-537	.667	393	655	1048	31.8	644	16	444	484	113	226	2223	67.4						

SCORE BY PERIODS:	1st	2nd	OT	2OT	Total
SAN DIEGO STATE	1,191	1,242	23		2,456
OPPONENTS	1,032	1,174	17		2,223

2005-06 Individual Statistics - Mountain West Conference Games

No.	Player	GPGS	Min	Avg	TOTAL		3-PTS		FT-FTA	Pct	REBOUNDS				PF	FO	A	TO	Blk	Stl	Pts	Avg								
					FG-FGA	Pct	3FG-FGA	Pct			Off	Def	Tot	Avg																
01	HEATH, Brandon	16	16	592	37.0	106-224	.473	54-121	.446	46-56	.821	8	47	55	3.4	30	1	67	58	1	29	312	19.5							
42	SLAUGHTER, Marcus	16	16	550	34.4	77-155	.497	0-1	.000	112-147	.762	64	110	174	10.9	49	3	34	45	23	22	266	16.6							
34	ABUKAR, Mohamed	16	16	474	29.6	95-177	.537	6-16	.375	48-56	.857	29	44	73	4.6	43	1	15	28	8	14	244	15.3							
15	SHARPER, John	16	1	443	27.7	41-100	.410	34-83	.410	17-17	1.000	4	25	29	1.8	29	1	17	15	0	12	133	8.3							
03	WILLIAMS, Richie	16	16	492	30.8	40-93	.430	8-32	.250	32-41	.780	14	19	33	2.1	38	0	60	49	1	33	120	7.5							
33	SPAIN, Kyle	11	10	279	25.4	33-66	.500	8-13	.615	25-32	.781	19	35	54	4.9	26	1	13	18	2	12	99	9.0							
20	DAVIS, Trimaïne	16	0	130	8.1	14-20	.700	0-0	.000	4-10	.400	5	14	19	1.2	20	0	1	8	1	2	32	2.0							
50	CAMARA, Mohamed	15	0	137	9.1	9-16	.563	0-0	.000	6-14	.429	14	24	38	2.5	19	0	5	8	2	3	24	1.6							
21	THOMAS, Matt	11	5	110	10.0	5-11	.455	0-1	.000	2-3	.667	5	4	9	0.8	8	0	10	3	1	3	12	1.1							
00	HOERNER, Brett	3	0	5	1.7	1-2	.500	0-0	.000	0-0	.000	2	0	2	0.7	0	0	0	0	0	0	2	0.7							
30	LAMB, Chris	1	0	1	1.0	1-1	1.000	0-0	.000	0-0	.000	0	0	0	0.0	0	0	0	0	0	0	2	2.0							
24	MCGRATH, Tim	4	0	12	3.0	0-3	.000	0-1	.000	0-0	.000	0	0	0	0.0	2	0	0	0	0	0	0	0.0							
TEAM												27	22	49	3.1					4										
SDSU TOTALS		16					422-868	.486	110-268	.410	292-376	.777	191	344	535	33.4	264	7	222	236	39	130	1246	77.9						
OPPONENTS		16					422-918	.460	102-297	.343	170-257	.661	188	303	491	30.7	315	9	224	238	49	119	1116	69.8						

SCORE BY PERIODS:	1st	2nd	OT	2OT	Total
SAN DIEGO STATE	575	661	10		1,246
OPPONENTS	517	590	9		1,116

2005-06 Statistics



2006 NCAA TOURNAMENT ► 2006 MOUNTAIN WEST CHAMPIONS

2005-06 Team Statistics - Game-By-Game

Opponent	Site/Date	FG-FGA	Pct	3P-3PA	Pct	FT-FTA	Pct	Off-Def	Tot	PF	AT	TO	BS	ST	1st-2nd	Pts
SDSU	A	22-48	.458	3-12	.250	20-29	.690	9-35	44	11	9	22	4	4	31-36	67
at Alaska Fairbanks	11/17	23-61	.377	6-22	.273	3-8	.375	6-21	27	25	12	18	2	7	21-34	55
SDSU	N	25-53	.472	6-17	.353	7-13	.538	11-19	30	19	14	15	1	4	31-32	63
vs. Illinois-Chicago	11/19	26-59	.441	3-9	.333	11-18	.611	16-20	36	15	11	11	4	4	31-35	66
SDSU	N	28-46	.609	10-13	.769	13-19	.684	7-15	22	16	14	7	1	7	39-40	79
vs. So. Mississippi	11/20	18-43	.419	4-17	.235	11-16	.688	10-13	23	13	9	12	3	0	32-19	51
at SDSU	H	28-60	.467	7-18	.389	17-28	.607	21-17	38	20	14	14	6	7	43-37	80
Albany	11/26	17-49	.347	5-17	.294	14-21	.667	16-13	29	22	9	18	2	1	30-23	53
SDSU	A	27-62	.435	7-16	.438	19-30	.633	22-17	39	19	12	17	6	10	38-42	80
at San Diego	11/30	32-61	.525	11-21	.524	15-21	.714	14-19	33	23	21	15	4	4	35-55	90
at SDSU	H	30-67	.448	4-11	.364	24-26	.923	17-30	47	15	13	15	4	8	46-42	88
Pt. Loma Nazarene	12/3	28-66	.424	10-23	.435	11-14	.786	10-21	31	22	15	13	1	8	42-35	77
SDSU	A	22-53	.415	6-16	.375	14-17	.824	10-20	30	16	13	20	2	6	32-32	64
at California	12/6	29-57	.509	10-18	.556	14-18	.778	8-22	30	18	18	13	3	7	42-40	82
at SDSU	H	14-53	.264	2-17	.118	19-27	.704	16-23	39	16	8	16	4	4	27-22	49
Washington State	12/10	24-55	.436	2-6	.333	10-13	.769	8-28	36	22	16	12	8	8	21-39	60
at SDSU	H	26-54	.481	4-15	.267	10-20	.500	11-22	33	12	8	14	5	8	28-38	66
UC Santa Barbara	12/17	22-54	.407	5-16	.313	5-12	.417	12-21	33	16	13	19	4	2	18-36	54
at SDSU	H	20-44	.455	6-16	.375	12-21	.571	12-31	43	13	10	24	3	7	36-22	58
UMBC	12/20	19-60	.317	3-19	.158	4-11	.364	13-16	29	18	11	13	3	14	17-28	45
SDSU	A	22-58	.379	9-21	.429	12-25	.480	13-19	32	24	12	14	9	7	34-31	65
at Providence	12/27	24-60	.400	5-16	.313	27-35	.771	19-30	49	19	10	13	9	7	36-44	80
at SDSU	H	26-49	.531	10-18	.556	22-33	.667	12-30	42	17	14	23	6	10	42-42	84
Loyola Marymount	12/31	24-58	.414	5-17	.294	15-21	.714	9-16	25	25	14	20	2	8	30-38	68
at SDSU	H	30-57	.526	6-16	.375	17-19	.895	10-21	31	16	16	18	2	10	37-46	83
Colorado State	1/4	30-62	.484	7-20	.350	8-9	.889	10-17	27	17	20	18	3	10	32-43	75
SDSU	A	25-44	.568	7-14	.500	5-7	.714	8-19	27	11	13	15	3	2	23-39	62
at Air Force	1/7	22-45	.489	13-26	.500	8-10	.800	5-12	17	10	16	8	3	8	34-31	65
SDSU	A	25-50	.500	8-16	.500	14-20	.700	14-21	35	22	11	19	3	8	32-40	72
at Utah	1/11	24-50	.480	6-21	.286	13-22	.591	9-16	25	21	14	13	4	5	34-33	67
at SDSU	H	23-58	.397	6-15	.400	31-37	.838	15-27	42	17	13	12	5	10	32-51	83
UNLV	1/14	27-66	.409	7-26	.269	6-12	.500	15-22	37	24	15	15	5	5	38-29	67
SDSU	A	28-52	.538	6-14	.429	14-21	.667	14-30	44	21	16	24	2	10	34-42	76
at TCU	1/18	18-53	.340	4-20	.200	17-29	.586	9-14	23	18	13	14	2	16	22-35	57
at SDSU	H	31-60	.517	7-20	.350	19-24	.792	12-22	34	14	15	8	2	13	42-46	88
Brigham Young	1/21	22-59	.373	5-17	.294	12-15	.800	17-19	36	21	9	19	1	2	24-37	61
at SDSU	H	23-38	.605	9-13	.692	20-24	.833	5-18	23	10	16	18	2	6	43-32	75
New Mexico	1/25	28-55	.509	5-16	.313	8-9	.889	8-13	21	21	10	11	1	15	32-37	69
SDSU	A	25-70	.357	3-19	.158	25-32	.781	20-22	42	24	8	15	0	6	37-31-10	78
at Wyoming	1/28	28-61	.459	7-18	.389	14-29	.483	17-29	46	23	15	21	6	8	33-35-9	77
SDSU	A	30-47	.638	9-15	.600	16-20	.800	4-19	23	18	19	19	4	11	45-40	85
at Colorado State	2/4	30-57	.526	6-13	.462	15-17	.882	10-17	27	19	12	17	1	10	39-42	81
at SDSU	H	19-43	.442	2-16	.125	21-27	.778	12-21	33	13	14	11	0	6	27-34	61
Air Force	2/8	20-46	.435	5-20	.250	6-7	.857	5-15	20	20	11	11	0	7	27-24	51
at SDSU	H	22-51	.431	6-16	.375	15-19	.789	14-14	28	15	12	13	6	8	31-34	65
Utah	2/11	27-56	.482	6-15	.400	7-10	.700	18-16	34	17	12	14	3	6	34-33	67
SDSU	A	28-56	.500	10-19	.526	15-23	.652	10-28	38	17	14	18	3	7	42-39	81
at UNLV	2/16	25-67	.373	5-14	.357	15-18	.833	15-24	39	21	18	15	6	8	32-38	70
at SDSU	H	27-55	.491	10-19	.526	19-24	.792	11-17	28	16	14	11	1	6	35-48	83
TCU	2/18	25-54	.463	8-19	.421	13-20	.650	12-20	32	22	12	15	1	5	40-31	71

2005-06 Statistics



2006 NCAA TOURNAMENT ► 2006 MOUNTAIN WEST CHAMPIONS

REVIEW ► 2005-06 STATISTICS

2005-06 Team Statistics - Game-By-Game

Opponent	Site/Date	FG-FGA	Pct	3P-3PA	Pct	FT-FTA	Pct	Off-Def	Tot	PF	AT	TO	BS	ST	1st-2nd	Pts
SDSU	A	32-72	.444	6-21	.286	20-26	.769	17-23	40	19	12	15	1	9	38-52	90
at Brigham Young	2/22	38-64	.594	8-16	.500	16-24	.667	9-28	37	19	22	16	5	5	41-59	100
SDSU	A	26-56	.464	11-22	.500	10-14	.714	10-22	32	14	17	11	3	7	31-42	73
at New Mexico	2/25	27-65	.415	6-25	.240	6-12	.500	17-23	40	16	14	11	2	8	31-35	66
at SDSU	H	28-59	.475	4-13	.308	31-39	.795	15-20	35	17	12	9	2	11	46-45	91
Wyoming	3/1	31-58	.534	4-11	.364	6-14	.429	12-18	30	26	11	20	6	1	24-48	72
at SDSU	H	34-65	.523	14-27	.519	6-9	.667	12-26	38	10	26	11	3	7	44-44	88
South Dakota State	3/3	25-65	.385	8-25	.320	5-6	.833	14-19	33	14	16	13	1	5	35-28	63
vs. SDSU	N	23-68	.338	5-17	.294	13-19	.684	24-18	42	16	13	7	2	8	36-28	64
Colorado State	3/9	20-45	.444	4-11	.364	8-13	.615	10-24	34	15	11	17	10	5	27-25	52
vs. SDSU	N	20-54	.370	4-19	.211	19-23	.826	12-23	35	16	11	14	2	7	33-30	63
UNLV	3/10	25-62	.403	4-18	.222	6-9	.667	13-25	38	22	10	15	2	7	26-34	60
vs. SDSU	N	19-66	.288	3-17	.176	28-37	.757	20-31	51	22	4	13	2	10	32-24-13	69
Wyoming	3/11	21-59	.356	2-11	.182	20-28	.714	12-28	40	24	10	15	6	9	31-25-8	64
vs. SDSU	N	31-55	.564	10-18	.556	11-15	.733	10-26	36	19	15	16	2	7	44-39	83
Indiana	3/16	35-71	.493	8-26	.308	9-16	.563	15-16	31	16	14	9	0	11	41-46	85

2005-06 Win/Loss Margin

	1	2	3	4	5	6	7	8	9	10	11	12	13	14	15	16	17	18	19	20	21	22	23	24	25	27	28
Win	1		1	1	2	1	1	1		1	2	4	1			2			2						1	2	1
Loss		1	2	1						2	1				1			1									

2005-06 Efficiency Ratings

The National Basketball Association uses a formula to rank the most efficient players in the league. The formula is efficiency = (PTS + REB + AST + STL + BLK) - ((FGA - FGM) + (FTA - FTM) + TO). Below are San Diego State's efficiency ratings for the 2005-06 season.

SEASON EFFICIENCY POINTS	SEASON EFFICIENCY POINTS PER MINUTE	MWC EFFICIENCY POINTS
Marcus Slaughter643	Marcus Slaughter0.655	Marcus Slaughter361
Brandon Heath468	Kyle Spain0.445	Brandon Heath278
Kyle Spain320	Mohamed Abukar0.437	Mohamed Abukar236
Mohamed Abukar292	Brandon Heath0.402	Richie Williams136
Richie Williams276	TEAM AVERAGE0.396	Kyle Spain122
John Sharper222	Mohamed Camara0.371	John Sharper117
Mohamed Camara161	Trimaine Davis0.370	Mohamed Camara49
Trimaine Davis141	Brett Hoerner0.315	Matt Thomas48
Matt Thomas63	Richie Williams0.295	Trimaine Davis35
Brett Hoerner29	Chris Lamb0.286	Tim McGrath12
Tim McGrath11	John Sharper0.265	Chris Lamb6
Chris Lamb6	Matt Thomas0.197	Brett Hoerner3
TEAM TOTAL2,632	Tim McGrath0.113	TEAM TOTAL1,361

2005-06 Hockey +/- Ratings

Hockey +/- tracks the team score while the player is on the court (total points team scored while on the court-total points team allowed while on the court).

HOCKEY +/- POINTS	HOCKEY +/- POINTS PER MINUTE	MWC HOCKEY +/- POINTS
Marcus Slaughter+215	John Sharper+0.225	Mohamed Abukar+132
Brandon Heath+205	Marcus Slaughter+0.219	Marcus Slaughter+132
John Sharper+188	Mohamed Abukar+0.214	Brandon Heath+131
Richie Williams+181	Richie Williams+0.194	Richie Williams+114
Mohamed Abukar+143	Mohamed Camara+0.182	John Sharper+93
Kyle Spain+86	Brandon Heath+0.176	Mohamed Camara+37
Mohamed Camara+79	TEAM AVERAGE+0.175	Kyle Spain+35
Trimaine Davis+39	Tim McGrath+0.124	Chris Lamb-1
Matt Thomas+19	Kyle Spain+0.120	Matt Thomas-1
Tim McGrath+12	Trimaine Davis+0.102	Brett Hoerner-2
Chris Lamb+1	Matt Thomas+0.059	Tim McGrath-5
Brett Hoerner-3	Chris Lamb+0.048	Trimaine Davis-15
TEAM TOTAL+233	Brett Hoerner-0.033	TEAM TOTAL+130

AZTEC BASKETBALL MEDIA GUIDE

2005-06 Statistics



2006 NCAA TOURNAMENT ► 2006 MOUNTAIN WEST CHAMPIONS

2005-06 Individual Game-By-Game (Points/Rebounds/Assists)

	00	1	3	15	20	21	24	30	33	34	42	50
	Brett	Brandon	Richie	John	Trimaïne	Matt	Tim	Chris	Kyle	Mohamed	Marcus	Mohamed
Opponent	Hoerner	Heath	Williams	Sharper	Davis	Thomas	McGrath	Lamb	Spain	Abukar	Slaughter	Camara
~ at Alaska Fairbanks	0/0/0	23/5/3*	7/4/4*	2/2/1*	13/3/0*	0/2/0	CD	CD	2/5/0		16/11/1*	4/6/0
~ vs. Illinois-Chicago	1/0/0	18/1/5*	7/2/1*	8/0/1	7/1/0*	0/0/0	2/2/1	CD	7/10/2*		9/5/4*	4/7/0
~ vs. Southern Mississippi	2/2/0	16/2/2*	3/1/3*	12/0/0	10/1/0*	2/3/7	3/1/0	0/0/0	11/3/0*		18/5/2*	2/3/0
ALBANY	4/1/0	20/2/1*	10/2/5*	11/3/0	6/4/4*	0/2/1	0/0/0	2/0/0	10/4/1*		16/15/2*	4/1/0
at San Diego	0/2/0	24/2/1*	0/1/6*	12/1/3	INJ	2/1/0	0/0/0	CD	9/8/0*		23/9/1*	10/10/1*
POINT LOMA NAZARENE	4/4/0	20/3/3*	4/2/4*	6/2/1	INJ	9/2/0	0/1/3	CD	15/9/0*		25/14/2*	5/8/0*
at California	0/0/0	8/1/1*	0/3/5*	15/1/1	INJ	4/1/2	0/1/1	CD	9/6/2*		22/13/1*	6/4/0*
# WASHINGTON STATE	CD	2/3/2*	6/1/3*	7/2/0	INJ	0/1/0	2/4/0	0/0/0	6/8/2*		26/17/1*	0/1/0*
UC SANTA BARBARA	9/1/1	15/4/4*	1/1/0*	6/1/1	6/2/0	0/0/0	0/0/0	0/0/0	17/7/2*		2/3/0*	10/9/0*
MARYLAND-BALTIMORE CO.	0/1/0	11/4/3*	3/1/1	12/1/0	8/6/0*	2/3/4*	2/5/0	CD	16/9/1*		INJ	4/10/1*
at Providence	2/0/0	22/2/2*	2/4/0*	6/2/3	4/4/0*	0/0/2	CD	CD	18/8/1*	10/2/3	INJ	1/9/1*
LOYOLA MARYMOUNT	1/1/0	25/4/3*	16/7/6*	11/1/1	10/8/0	0/0/0	CD	CD	9/5/1*	10/7/2*	INJ	2/5/1*
COLORADO STATE	CD	22/1/1	8/2/6*	6/0/1	6/2/0	0/0/0	CD	CD	13/5/1*	22/1/1*	6/11/6*	0/6/0
at Air Force	CD	21/2/2	7/3/6*	3/0/2	4/2/0	0/0/0	0/0/0	CD	9/5/0*	8/4/0*	10/9/3*	0/1/0
at Utah	CD	21/6/8	4/2/4*	9/2/1	0/1/0	0/0/0	0/0/0	CD	4/7/0*	16/7/1*	14/1/0*	4/5/1
UNLV	CD	17/4/5	9/1/3*	11/2/1	0/2/0	CD	CD	CD	10/3/3*	8/3/1*	20/20/0*	8/3/0
at TCU	CD	19/3/3	16/2/3*	0/0/1	2/2/0	DNT	CD	CD	10/10/4*	6/5/1*	23/18/4*	0/0/0
BRIGHAM YOUNG	2/1/0	26/6/4	4/2/3*	16/2/2	2/0/0	CD	0/0/0	2/0/0	4/2/1*	15/5/0*	17/14/3*	0/0/2
NEW MEXICO	CD	10/6/6	5/1/3*	12/1/0	4/4/0	CD	CD	CD	14/4/2*	12/2/3*	18/4/2*	0/0/0
at Wyoming	CD	14/4/2	6/7/2*	4/2/1*	7/4/0	4/3/1	0/0/0	CD	TS	19/4/0*	24/13/2*	0/1/0
at Colorado State	CD	28/2/5	2/1/5*	11/2/0	2/0/0	4/1/5*	CD	CD	TS	13/4/1*	25/11/3*	0/0/0
AIR FORCE	CD	10/3/5	11/4/6*	3/5/2	3/1/0	0/1/0*	CD	CD	TS	18/2/0*	16/15/1*	CD
UTAH	CD	20/3/3	2/1/4*	9/1/2	0/0/0	2/2/1*	INJ	CD	TS	16/2/0*	13/14/1*	3/1/1
at UNLV	CD	25/2/7	0/0/2*	19/6/1	0/0/0	2/1/2*	INJ	CD	TS	13/8/1*	15/3/0*	7/10/1
TCU	CD	20/1/4	13/2/6*	9/1/0	0/0/1	0/1/0*	INJ	CD	5/4/0	17/7/1*	19/9/2*	0/2/0
at Brigham Young	CD	14/3/5	19/4/2*	8/2/12	2/1/0	0/0/0	CD	CD	10/6/0*	20/6/1*	15/12/3*	2/3/0
at New Mexico	CD	32/3/6	5/0/3*	2/0/0	0/0/0	0/0/1	CD	CD	8/5/1*	15/7/3*	11/11/3*	0/4/0
WYOMING	0/1/0	13/6/1	9/1/6*	11/3/2	0/0/0	CD	CD	CD	12/3/1*	26/6/1*	20/9/1*	0/2/0
SOUTH DAKOTA STATE	4/3/0	16/5/7*	9/9/11*	26/0/0*	14/4/1*	2/4/3	0/1/0	0/0/0	0/0/0	CD	9/7/2	8/3/2*
^ vs. Colorado State	CD	16/2/2*	6/2/6*	3/0/0	CD	4/4/1	CD	CD	5/6/3*	13/4/0*	17/19/1*	0/1/0
^ vs. UNLV	CD	22/7/2*	7/1/2*	5/0/0	0/0/0	0/0/1	CD	CD	6/2/1*	7/4/1*	16/14/4*	0/1/0
^ vs. Wyoming	CD	22/7/1*	6/7/2*	5/0/0	3/5/0	0/1/0	CD	CD	11/12/0*	6/5/1*	16/13/0*	0/0/0
` vs. Indiana	CD	15/2/5*	12/6/8*	11/0/0	0/3/1	0/0/0	CD	CD	8/2/0*	24/9/0*	13/10/1*	0/0/0

* - Indicates starter. CD - Did Not Play-Coach's Decision. DNT - Did Not Travel. INJ - Did Not Play-Injured. TS - Team suspension. ~ - BP Top of the World Classic (Fairbanks, Alaska). # - San Diego SLAM. * - Indicates Mountain West Conference game. ^ - Mountain West Conference Championships (Pepsi Center; Denver, Colo). ` - NCAA Tournament (Huntsman Center; Salt Lake City, Utah).

2005-06 Starting Lineups

SF	PF	C	SG	PG	W-L	Record As Starter	W-L
Sharper	Slaughter	Davis	Heath	Williams	1-0	Mohamed Abukar	17-4
Spain	Slaughter	Davis	Heath	Williams	2-1	Mohamed Camara	5-4
Spain	Slaughter	Camara	Heath	Williams	2-3	Trimaïne Davis	5-2
Spain	Davis	Camara	Heath	Thomas	1-0	Brandon Heath	24-9
Spain	Davis	Camara	Heath	Williams	0-1	John Sharper	3-0
Spain	Abukar	Camara	Heath	Williams	1-0	Marcus Slaughter	21-8
Spain	Slaughter	Abukar	Heath	Williams	11-3	Kyle Spain	17-8
Sharper	Slaughter	Abukar	Heath	Williams	1-0	Matt Thomas	5-1
Thomas	Slaughter	Abukar	Heath	Williams	4-1	Richie Williams	23-9
Sharper	Davis	Camara	Heath	Williams	1-0		

2005-06 Statistics



2006 NCAA TOURNAMENT ► 2006 MOUNTAIN WEST CHAMPIONS

2005-06 Individual Superlatives

Category	San Diego State	Opponent
Points Scored	32 by Brandon Heath at New Mexico (2-25-06)	26 by Cory Lewis at Colorado State (2-4-06)
Field Goals	10 by Brandon Heath at New Mexico (2-25-06) 10 by Brandon Heath at Colorado State (2-4-06) 10 by Mohamed Abukar vs. Colorado State (1-4-06)	10 by Michael Harrison vs. Colorado State (3-9-06) 10 by Steve Leven vs. New Mexico (1-25-06)
Field Goals Attempted	27 by Brandon Heath vs. Wyoming (3-11-06)	22 by Steve Leven vs. New Mexico (1-25-06)
Highest FG Percentage (min. 5 made)	100.0 (5-5) by Trimaine Davis vs. LMU (12-31-05)	100.0 (6-6) by Austin Ainge at Brigham Young (2-22-06)
Highest FG Percentage (min. 10 made)	83.3 (10-12) by Mohamed Abukar vs. Colorado St. (1-4-06)	58.8 (10-17) by Michael Harrison vs. Colorado State (3-9-06)
3-Point Field Goals Made	8 by John Sharper vs. South Dakota State (3-3-06) 8 by Brandon Heath at New Mexico (2-25-06)	6 by Ross DeRogatis at San Diego (11-30-05)
3-Point Field Goals Attempted	13 by Brandon Heath at New Mexico (2-25-06)	11 by Robert Vaden vs. Indiana (3-16-06)
3-Point Field Goal Percentage (min. 4 made)	100.0 (4-4) by John Sharper vs. So. Mississippi (11-20-05)	100.0 (4-4) by Austin Ainge at Brigham Young (2-22-06)
3-Point Field Goal Percentage (min. 7 made)	66.7 (8-12) by John Sharper vs. South Dakota St.(3-3-06)	none
Free Throws	12 by Marcus Slaughter at Wyoming (1-28-06) 12 by Marcus Slaughter vs. UNLV (1-14-06) 12 by Marcus Slaughter vs. Washington State (12-10-05)	10 by Weyinmi Efejuku at Providence (12-27-05)
Free Throws Attempted	16 by Marcus Slaughter at Wyoming (1-28-06)	14 by Weyinmi Efejuku at Providence (12-27-05)
Free Throw Percentage (min. 5 made)	100.0 (9-9) by Marcus Slaughter vs. PLNU (12-3-05) 100.0 (8-8) by Kyle Spain vs. Wyoming (3-1-06) 100.0 (8-8) by Brandon Heath vs. PLNU (12-3-05) 100.0 (7-7) by Brandon Heath vs. BYU (1-21-06) 100.0 (6-6) by Mohamed Abukar vs. Indiana (3-16-06) 100.0 (6-6) by Richie Williams vs. Colorado St. (1-4-06) 100.0 (5-5) by Mohamed Abukar vs. TCU (1-18-06)	100.0 (6-6) by Judson Stubbs at TCU (1-18-06) 100.0 (6-6) by Geoff McDermott at Providence (12-27-05) 100.0 (5-5) by Cory Lewis at Colorado State (2-4-06)
Free Throw Percentage (min. 10 made)	85.7 (12-14) by Marcus Slaughter vs. UNLV (1-14-06)	71.4 (10-14) by Weyinmi Efejuku at Providence (12-27-05)
Offensive Rebounds	9 by Marcus Slaughter vs. Albany (11-26-05)	8 by Joel Box at New Mexico (2-25-06)
Defensive Rebounds	15 by Marcus Slaughter vs. UNLV (1-14-06)	10 by Justin Williams vs. Wyoming (3-11-06)
Total Rebounds	20 by Marcus Slaughter vs. UNLV (1-14-06)	16 by Justin Williams vs. Wyoming (3-11-06)
Assists	11 by Richie Williams vs. South Dakota State (3-3-06)	7 by Justin Bourne at Alaska Fairbanks (11-17-05)
Blocked Shots	4 by Marcus Slaughter vs. Utah (2-11-06) 4 by Trimaine Davis at Providence (12-27-05)	6 by Justin Williams vs. Wyoming (3-11-06) 6 by Michael Harrison vs. Colorado State (3-9-06)
Steals	5 by Richie Williams vs. Brigham Young (1-21-06) 5 by Richie Williams vs. Loyola Marymount (12-31-05) 5 by Kyle Spain vs. UC Santa Barbara (12-17-05)	6 by Earl Calloway vs. Indiana (3-16-06) 6 by Mike Housman vs. UMBC (12-20-05)
Minutes Played	43 by John Sharper at Wyoming (1-28-06)	43 by Brandon Ewing vs. Wyoming (3-11-06)

2005-06 Team Superlatives

SDSU High	SDSU Low	Category	Opponent High	Opponent Low
91 vs. Wyoming (3-1-06)	49 vs. Wash. St. (12-10-05)	Points Scored	100 at Brigham Young (2-22-06)	45 vs. UMBC (12-20-05)
34 vs. South Dakota St. (3-3-06)	14 vs. Wash. St. (12-10-05)	Field Goals	38 at Brigham Young (2-22-06)	17 vs. Albany (11-26-05)
72 at Brigham Young (2-22-06)	38 vs. New Mexico (1-25-06)	Field Goals Attempted	71 at Wyoming vs. Indiana	43 vs. Southern Miss. (11-20-05)
63.8 at Colorado State (2-4-06)	26.4 vs. Wash. St. (12-10-05)	FG Percentage	59.4 at Brigham Young (2-22-06)	31.7 vs. UMBC (12-20-05)
14 vs. South Dakota St. (3-3-06)	2 vs. Wash. St./vs. Air Force	3-Point Field Goals Made	13 at Air Force (1-7-06)	2 vs. Wash. St./vs. Wyoming
27 vs. South Dakota St. (3-3-06)	12 at Alaska Fair. (11-17-05)	3-Point Field Goals Attempted	26 at Air Force vs. UNLV vs. IU	6 vs. Wash. St. (12-10-05)
76.9 vs. Southern Miss. (11-20-05)*	11.8 vs. Wash. St. (12-10-05)	3-Point Field Goal Percentage	55.6 at California (12-6-05)	15.8 vs. UMBC (12-20-05)
31 vs. UNLV vs. Wyoming	5 at Air Force (1-7-06)	Free Throws Made	27 at Providence (12-27-05)	3 at Alaska Fairbanks (11-17-05)
39 vs. Wyoming (3-1-06)	7 at Air Force (1-7-06)	Free Throws Attempted	35 at Providence (12-27-05)	6 vs. South Dakota St. (3-3-06)
92.3 vs. PLNU (12-3-05)	48.0 at Providence (12-27-05)	Free Throw Percentage	88.9 vs. CSU vs. UNM	36.4 vs. UMBC (12-20-05)
24 vs. Colorado State (3-9-06)	4 at Colorado State (2-4-06)	Offensive Rebounds	19 at Providence (12-27-05)	5 at Air Force vs. Air Force
35 at Alaska Fairbanks (11-17-05)	14 vs. Utah (2-11-06)	Defensive Rebounds	30 at Providence (12-27-05)	12 at Air Force (1-7-06)
51 vs. Wyoming (3-11-06)	22 vs. Southern Miss. (11-20-05)	Total Rebounds	49 at Providence (12-27-05)	17 at Air Force (1-7-06)
24 at Providence/at Wyoming	10 vs. New Mexico vs. SDSU	Fouls	26 vs. Wyoming (3-1-06)	10 at Air Force (1-7-06)
2 at Utah vs. Wyoming	0 - several times	Fouled Out	2 vs. LMU/at Wyoming/at UNLV	0 - several times
19 at Colorado State (2-4-06)	8 vs. Wash. St./vs. UCSB/at Wyoming	Assists	22 at Brigham Young (2-22-06)	9 - three times
24 vs. UMBC/at TCU	7 vs. Southern Miss. /vs. Colorado St.	Turnovers	21 at Wyoming (1-28-06)	8 at Air Force (1-7-06)
9 at Providence (12-27-05)	0 at Wyoming vs. Air Force	Blocked Shots	10 vs. Colorado State (3-9-06)	0 vs. Air Force vs. Indiana
13 vs. Brigham Young (1-21-06)	2 at Air Force (1-7-06)	Steals	16 at TCU (1-18-06)	0 vs. Southern Miss. (11-20-05)
52 at Brigham Young, 2nd (2-22-06)	22 vs. Wash. St., 2nd (12-10-05)	Points/Half	59 at Brigham Young, 2nd (2-22-06)	17 vs. UMBC, 1st (12-20-05)
73.1 at Colorado State, 1st (2-4-06)	17.9 vs. Wash. St., 2nd (12-10-05)	FG Percentage/Half	75.9 at BYU, 2nd (2-22-06)	25.0 vs. So. Miss., 2nd (11-20-05)
5 - seven times	1 vs. Ill.-Chicago vs. WSU	Double-Figure Scorers	6 at Brigham Young (2-22-06)	2 - eight times

* - Indicates school record.

2005-06 Statistics



2006 NCAA TOURNAMENT ► 2006 MOUNTAIN WEST CHAMPIONS

2005-06 Game-By-Game Miscellaneous Statistics Leaders

Below is a look at the efficiency leader (the formula is efficiency = (PTS + REB + AST + STL + BLK) - ((FGA - FGM) + (FTA - FTM) + TO)), the hockey +/- leader (differential in score while player is on the court) (minimum 10 minutes played), the PRA leader (points+rebounds+assists) and playing time leader for individual games.

Date	Opponent	SDSU Result	Efficiency	Hockey +/-	PRA	Playing Time
Nov. 17	at Alaska Fairbanks~	W 67-55	Heath+18	Slaughter+26	Heath31	Williams33:59
Nov. 19	vs. Illinois-Chicago~	L 63-66	Spain+12	Camara+6	Heath24	Heath33:43
Nov. 20	vs. Southern Mississippi~	W 79-51	Slaughter+16	Camara/Slaughter +26	Slaughter25	Slaughter32:11
Nov. 26	ALBANY	W 80-53	Slaughter+19	Heath+26	Slaughter33	Heath32:57
Nov. 30	at San Diego	L 80-90	Camara/Slaughter .-18	Sharper+7	Slaughter33	Heath35:40
Dec. 3	POINT LOMA NAZARENE	W 88-77	Slaughter+37	Williams+18	Slaughter41	Slaughter33:07
Dec. 6	at California	L 64-82	Slaughter+27	McGrath+7	Slaughter36	Slaughter33:47
Dec. 10	WASHINGTON STATE#	L 49-60	Slaughter+30	Spain+2	Slaughter44	Slaughter38:30
Dec. 17	UC SANTA BARBARA	W 66-54	Spain+24	Camara+17	Spain26	Camara31:03
Dec. 20	UMBC	W 58-45	Spain+18	Camara/Davis/Thomas .+11	Spain26	Heath32:46
Dec. 27	at Providence	L 65-80	Spain+20	Camara-6	Spain27	Heath35:19
Dec. 31	LOYOLA MARYMOUNT	W 84-68	Williams+28	Heath+20	Heath32	Williams38:22
Jan. 4	COLORADO STATE*	W 83-75	Abukar+20	Williams+16	Abukar/Heath24	Heath35:58
Jan. 7	at Air Force*	L 62-65	Slaughter+21	Abukar+8	Heath25	Heath39:29
Jan. 11	at Utah*	W 72-67	Heath+26	Heath+11	Heath35	Heath38:13
Jan. 14	UNLV*	W 83-67	Slaughter+35	Camara+21	Slaughter40	Slaughter36:45
Jan. 18	at TCU*	W 76-57	Slaughter+40	Williams+26	Slaughter45	Williams38:19
Jan. 21	BRIGHAM YOUNG*	W 88-61	Slaughter+30	Heath+27	Heath36	Heath34:22
Jan. 25	NEW MEXICO*	W 75-69	Spain+19	Sharper+11	Slaughter24	Slaughter37:46
Jan. 28	at Wyoming*	W-ot 78-77	Slaughter+25	Camara+7	Slaughter39	Heath41:52
Feb. 4	at Colorado State*	W 85-81	Slaughter+35	Sharper+11	Slaughter39	Heath40:00
Feb. 8	AIR FORCE*	W 61-51	Slaughter+22	Sharper+17	Slaughter32	Williams37:12
Feb. 11	UTAH*	L 65-67	Slaughter+20	Sharper+3	Slaughter28	Slaughter37:31
Feb. 16	at UNLV*	W 81-70	Sharper+24	Thomas+20	Heath34	Heath39:38
Feb. 18	TCU*	W 83-71	Slaughter+24	Abukar+24	Slaughter30	Heath38:56
Feb. 22	at Brigham Young*	L 90-100	Williams+22	Sharper+6	Slaughter30	Heath38:56
Feb. 25	at New Mexico*	W 73-66	Heath+30	Williams+9	Heath41	Slaughter40:00
Mar. 1	WYOMING*	W 91-72	Abukar/Slaughter .+24	Williams+23	Abukar33	Williams36:07
Mar. 3	SOUTH DAKOTA STATE	W 88-63	Sharper+22	Sharper+25	Williams29	Sharper35:27
Mar. 9	vs. Colorado State^	W 64-52	Slaughter+28	Slaughter+18	Slaughter37	Abukar36:15
Mar. 10	vs. UNLV^	W 63-60	Slaughter+24	Slaughter+12	Slaughter34	Heath35:16
Mar. 11	vs. Wyoming^	W-ot 69-64	Slaughter+20	Abukar+11	Heath30	Heath40:45
Mar. 16	vs. Indiana`	L 83-87	Abukar+27	Heath+3	Abukar33	Williams38:52

~ - BP Top of the World Classic (Fairbanks, Alaska). # - San Diego SLAM. * - Indicates Mountain West Conference Game. ^ - Mountain West Conference Championships (Pepsi Center; Denver, Colo). ` - NCAA Tournament (Huntsman Center; Salt Lake City, Utah).

Individual Game Win Share Champion: at Alaska Fairbanks - Marcus Slaughter .3455; vs. Illinois-Chicago - Mohamed Camara .2820; vs. Southern Mississippi - Marcus Slaughter .1808; Albany - Marcus Slaughter .1858; at San Diego - John Sharper .1649; Point Loma Nazarene - Marcus Slaughter .2506; at California - Marcus Slaughter .1066; Washington State - Marcus Slaughter .3028; UC Santa Barbara - Kyle Spain .3071; Maryland-Baltimore County - Kyle Spain .2014; at Providence - Kyle Spain .0973; Loyola Marymount - Richie Williams .2599; Colorado State - Marcus Slaughter .2718; at Air Force - Marcus Slaughter .1500; at Utah - Brandon Heath .3888; UNLV - Marcus Slaughter .2323; at TCU - Marcus Slaughter .3510; Brigham Young - Marcus Slaughter .2339; New Mexico - John Sharper .2429; at Wyoming - Mohamed Camara .6921; at Colorado State - John Sharper .3300; Air Force - Marcus Slaughter .3149; Utah - John Sharper .2080; at UNLV - Brandon Heath .2111; TCU - Mohamed Abukar .3149; at Brigham Young - John Sharper .0998; at New Mexico - Brandon Heath .2336; Wyoming - Marcus Slaughter .2317; South Dakota State - John Sharper .1957; vs. Colorado State - Marcus Slaughter .3559; vs. UNLV - Marcus Slaughter .6000; vs. Wyoming - Marcus Slaughter .5515; vs. Indiana - Richie Williams .2013.

Games Led Individual Win Share: Marcus Slaughter 16, John Sharper 6, Brandon Heath 3, Kyle Spain 3, Mohamed Camara 2, Richie Williams 2, Mohamed Abukar 1.

2005-06 Win Share Ratings

Combines efficiency rating and hockey plus/minus rating into one value. Total number for all individual players added together equals the total number of team victories.

WIN SHARES	MWC WIN SHARES
Marcus Slaughter+5.5280	Brandon Heath+3.0178
Brandon Heath-4.7729	Mohamed Abukar+2.8761
John Sharper+3.3871	Marcus Slaughter+2.5999
Mohamed Abukar+2.9508	John Sharper+1.9248
Kyle Spain+2.3448	Mohamed Camara+1.3105
Mohamed Camara+2.2766	Richie Williams+0.9918
Richie Williams+1.8454	Kyle Spain+0.9311
Trimaime Davis+0.6433	Matt Thomas+0.0378
Matt Thomas+0.2959	Chris Lamb+0.0055
Brett Hoerner+0.0473	Brett Hoerner+0.0048
Chris Lamb+0.0401	Trimaime Davis-0.3176
Tim McGrath-0.1322	Tim McGrath-0.4464
TEAM TOTAL+24.0000	TEAM TOTAL+13.0000

2005-06 Statistics




2006 NCAA TOURNAMENT ► 2006 MOUNTAIN WEST CHAMPIONS

2005-06 Game-By-Game Biggest Leads/Time In Lead

Date	Opponent	SDSU Result	SDSU Big Opp Big				SDSU in Opp in				Paint		Off TOs		2nd Ch.		Bench	
			Lead	Lead	Ties	LC	Lead	Lead	Tied	SD	Opp	SD	Opp	SD	Opp	SD	Opp	
Nov. 17	at Alaska Fairbanks~	W 67-55	13	0	0	0	39:34	0:00	0:26	30	16	13	14	12	7	6	16	
Nov. 19	vs. Illinois-Chicago~	L 63-66	3	10	14	18	8:47	22:30	8:43	32	28	14	14	10	19	15	20	
Nov. 20	vs. Southern Mississippi-	W 79-51	30	7	4	9	26:37	11:42	1:41	34	16	26	5	13	11	21	25	
Nov. 26	ALBANY	W 80-53	28	1	0	2	39:28	0:10	0:22	36	16	20	7	22	13	18	20	
Nov. 30	at San Diego	L 80-90	7	14	1	2	5:44	32:43	1:33	30	30	25	24	18	15	14	22	
Dec. 3	POINT LOMA NAZARENE	W 88-77	14	9	2	6	28:05	11:30	0:25	42	20	14	15	20	11	19	23	
Dec. 6	at California	L 64-82	4	24	2	4	0:44	37:14	2:02	28	32	13	26	12	12	19	16	
Dec. 10	WASHINGTON STATE#	L 49-60	7	13	5	8	20:21	15:01	4:38	18	18	13	14	14	10	9	28	
Dec. 17	UC SANTA BARBARA	W 66-54	14	0	0	0	39:44	0:00	0:16	34	24	20	9	10	9	21	23	
Dec. 20	UMBC	W 58-45	22	1	1	4	36:18	3:07	0:35	24	24	11	18	11	13	17	4	
Dec. 27	at Providence	L 65-80	13	17	4	3	14:55	20:53	4:12	20	24	19	20	7	20	18	33	
Dec. 31	LOYOLA MARYMOUNT	W 84-68	19	7	3	4	30:37	7:18	2:05	24	22	22	18	15	7	22	11	
Jan. 4	COLORADO STATE*	W 83-75	17	3	1	1	37:43	1:08	1:09	36	36	19	20	10	8	12	28	
Jan. 7	at Air Force*	L 62-65	8	13	2	5	23:43	14:55	1:22	22	10	13	21	13	7	7	6	
Jan. 11	at Utah*	W 72-67	7	13	3	4	14:00	24:30	1:30	22	26	18	20	14	4	11	6	
Jan. 14	UNLV*	W 83-67	19	8	7	4	17:08	19:34	3:18	22	26	17	13	17	7	19	26	
Jan. 18	at TCU*	W 76-57	22	0	1	0	39:00	0:00	1:00	38	20	17	21	17	8	2	3	
Jan. 21	BRIGHAM YOUNG*	W 88-61	29	3	3	1	35:43	1:15	3:02	36	30	22	5	18	16	22	14	
Jan. 25	NEW MEXICO*	W 75-69	15	3	7	4	34:39	1:45	3:36	22	42	16	31	6	11	16	10	
Jan. 28	at Wyoming*	W-ot 78-77	6	4	16	21	25:22	14:24	5:14	32	32	7	14	22	13	11	16	
Feb. 4	at Colorado State*	W 85-81	15	7	3	2	31:30	7:33	0:57	26	38	26	22	6	9	13	20	
Feb. 8	AIR FORCE*	W 61-51	13	4	5	7	28:31	9:01	2:28	18	26	11	13	12	8	6	9	
Feb. 11	UTAH*	L 65-67	5	12	5	7	7:25	27:36	4:59	18	34	14	16	14	17	12	13	
Feb. 16	at UNLV*	W 81-70	17	2	1	1	38:24	1:00	0:36	32	34	15	19	10	16	6	4	
Feb. 18	TCU*	W 83-71	12	11	5	4	21:02	16:37	2:21	26	28	24	12	13	6	14	22	
Feb. 22	at Brigham Young*	L 90-100	6	12	4	10	12:27	25:16	2:17	28	42	24	21	18	16	12	43	
Feb. 25	at New Mexico*	W 73-66	12	6	7	7	23:35	12:04	4:21	28	36	18	13	10	23	2	19	
Mar. 1	WYOMING*	W 91-72	30	3	3	11	32:24	2:58	4:38	36	42	23	4	10	11	6	4	
Mar. 3	SOUTH DAKOTA STATE	W 88-63	26	3	3	3	34:18	3:27	2:15	36	22	21	7	13	12	15	9	
Mar. 9	vs. Colorado State^	W 64-52	16	0	0	0	38:54	0:00	1:06	24	22	21	5	18	14	7	5	
Mar. 10	vs. UNLV^	W 63-60	10	4	5	8	28:06	9:32	2:22	18	32	14	14	16	16	6	4	
Mar. 11	vs. Wyoming^	W-ot 69-64	7	4	17	14	24:02	11:02	9:56	28	26	14	12	18	9	8	12	
Mar. 16	vs. Indiana^	L 83-87	10	9	6	6	20:15	9:56	11:02	28	51	10	23	10	9	11	19	

~ - BP Top of the World Classic (Fairbanks, Alaska). # - San Diego SLAM. * - Indicates Mountain West Conference game. ^ - Mountain West Conference Championships (Pepsi Center; Denver, Colo). ` - NCAA Tournament (Huntsman Center; Salt Lake City, Utah).

2005-06 San Diego State Aztecs



front row (left to right): Kyle Spain, Matt Thomas, Brandon Heath, head coach Steve Fisher, John Sharper, Richie Williams, Tim McGrath

back row (left to right): assistant coach Gregg Gottlieb, assistant head coach Brian Dutcher, Trimaie Davis, Chris Lamb, Mohamed Abukar, Mohamed Camara, Brett Hoerner, Marcus Slaughter, Lorenzo Wade, assistant coach Mark Hughes, director of player development Matt Soria, director of basketball operations Mark Fisher

2005-06 Statistics



2006 NCAA TOURNAMENT ► 2006 MOUNTAIN WEST CHAMPIONS

2005-06 Offensive Leaders

Player	GP-GS	10+Pts.	20+Pts.	30+Pts.	10+Rebs.	15+Rebs.	10+Ast.	Double-Double	Led SDSU In (includes ties)				Personal W-L-T	
									Pts.	Rebs.	Ast.	Efficiency		
Mohamed Abukar	22-21	17	4	0	0	0	0	0	5	1	1	3	1	17-5
Mohamed Camara	32-9	2	0	0	3	0	0	1	0	5	0	1	2	17-12-3
Trimaine Davis	28-7	4	0	0	0	0	0	0	0	1	0	0	0	17-11-1
Brandon Heath	33-33	31	17	1	0	0	0	0	17	1	12	3	3	25-7-1
Brett Hoerner	15-0	0	0	0	0	0	0	0	0	0	0	0	0	7-8
Chris Lamb	6-0	0	0	0	0	0	0	0	0	0	0	0	0	3-2-1
Tim McGrath	14-0	0	0	0	0	0	0	0	0	0	0	0	0	8-6
John Sharper	33-3	14	1	0	0	0	0	0	1	0	1	2	6	24-7-2
Marcus Slaughter	30-29	26	9	0	19	6	0	18	9	23	4	20	16	21-7-2
Kyle Spain	28-25	13	0	0	3	0	0	2	2	2	1	4	3	20-8
Matt Thomas	28-6	0	0	0	0	0	0	0	0	0	3	0	0	15-13
Richie Williams	33-32	7	0	0	0	0	1	0	0	1	18	2	2	20-12-1

Career Offensive Leaders

Player	GP	GS	10+Pts.	20+Pts.	30+Pts.	10+Rebs.	15+Rebs.	10+Ast.	Double-Double	Led SDSU In (includes ties)			
										Pts.	Rebs.	Ast.	Efficiency
Mohamed Abukar	59	21	20	5	0	0	0	0	0	5	1	1	3
Mohamed Camara	61	30	2	0	0	4	0	0	1	0	8	0	1
Trimaine Davis	98	13	9	0	0	0	0	0	0	0	2	1	0
Brandon Heath	92	87	79	38	3	0	0	0	0	41	4	31	14
Brett Hoerner	15	0	0	0	0	0	0	0	0	0	0	0	0
Chris Lamb	6	0	0	0	0	0	0	0	0	0	0	0	0
Tim McGrath	14	0	0	0	0	0	0	0	0	0	0	0	0
John Sharper	119	28	18	1	0	0	0	0	0	1	0	5	2
Marcus Slaughter	87	74	61	17	0	33	8	0	30	22	54	6	39
Kyle Spain	28	25	13	0	0	3	0	0	2	2	2	1	4
Matt Thomas	57	17	7	1	0	1	0	0	1	2	2	7	2
Richie Williams	33	32	7	0	0	0	0	1	0	0	1	18	2

Current/Career High Offensive Streaks

Player	Current		Career		Current		Career		Current Streaks			Career Long Streaks		
	GP Strk	Last GP/DNP	Lg GP	GS Strk	Last GS/DNS	Lg GS	10+Pts.	20+Pts.	10+Rebs.	10+Pts.	20+Pts.	10+Rebs.		
Mohamed Abukar	4	GP-3/1/06	29	4	DNS-3/3/06	18	1	1	0	12	1	0		
Mohamed Camara	11	DNP-2/8/06	50	0	GS-3/3/06	8	0	0	0	1	0	1		
Trimaine Davis	3	DNP-3/10/06	33	0	GS-3/3/06	4	0	0	0	2	0	0		
Brandon Heath	92	DNP-3/21/03	92	52	DNS-12/21/04	52	25	0	25	5	0	0		
Brett Hoerner	0	GP-3/3/06	7	0	GS-none	0	0	0	0	0	0	0		
Chris Lamb	0	GP-3/3/06	2	0	GS-none	0	0	0	0	0	0	0		
Tim McGrath	0	GP-3/3/06	9	0	GS-none	0	0	0	0	0	0	0		
John Sharper	85	DNP-12/6/03	85	0	GS-3/3/06	9	1	0	0	3	1	0		
Marcus Slaughter	21	DNP-12/31/05	55	4	DNS-3/3/06	42	4	0	4	28	4	4		
Kyle Spain	9	DNP-2/16/06	19	4	DNS-3/3/06	18	0	0	0	3	0	1		
Matt Thomas	5	DNP-3/1/06	45	0	GS-2/15/06	8	0	0	0	2	1	1		
Richie Williams	33	DNP-3/11/05	33	23	DNS-3/11/05	23	1	0	0	0	0	0		

2005-06 STATISTICS ◀ REVIEW

AZTEC BASKETBALL MEDIA GUIDE

2005-06 Miscellaneous Statistics

San Diego State's Record When...			
Category	2005-06 Season	Fisher Era	SDSU Streak
Home	13-2	71-39	Won 3
Away	7-5	25-60	Won 1
Neutral	4-2	9-7	Lost 1
Scoring First	15-4		Won 4
Opponent Scores First	9-5		Lost 1
Leading at Half	19-3	78-23	Lost 1
Trailing at Half	3-5	22-82	Lost 1
Tied at Half	2-1	5-1	Won 2
Leading with 5:00 Left	22-2		Lost 1
Trailing with 5:00 Left	1-7		Won 1
Tied with 5:00 Left	1-0		Won 1
In Overtime	2-0	3-12	Won 2
SDSU Outrebounds Opp.	15-5	69-40	Lost 1
SDSU is Outrebounded	8-3	34-63	Won 4
Opp. Commits More TOs	12-2	62-31	Won 5
SDSU Commits More TOs	9-7	36-68	Lost 1
SDSU More FT Attempts	22-4	75-37	Won 6
Opp. More FT Attempts	2-5	27-69	Lost 1
SDSU Shoots Better than Opp.	18-3	82-23	Lost 1
Opp. Shoots Better than SDSU	6-6	21-82	Won 4
SDSU Shoots 50% or Better	10-2	39-12	Lost 1
SDSU Shoots 40-50%	9-5	52-47	Won 2
SDSU Shoots 40% or Less	5-2	14-47	Won 5
Opp. Shoots 50% or Better	3-2	13-33	Won 3
Opp. Shoots 40-50%	13-6	49-65	Lost 1
Opp. Shoots 40% or Less	8-1	44-7	Won 5
SDSU Bench Outscores Opp.	10-2	54-40	Won 8
Opp. Bench Outscores SDSU	14-6	49-61	Lost 1
SDSU Scores Less Than 60	1-1	4-30	Won 1
SDSU Scores Between 60-69	6-5	27-44	Won 3
SDSU Scores Between 70-79	6-0	36-17	Won 7
SDSU Scores Between 80-89	10-2	30-13	Lost 1
SDSU Scores Between 90-99	1-1	8-2	Won 1
SDSU Scores 100+	0-0	0-0	Won 23
Opp. Scores Less Than 60	8-0	37-4	Won 13
Opp. Scores Between 60-69	9-4	41-21	Won 4
Opp. Scores Between 70-79	6-0	26-39	Won 6
Opp. Scores Between 80-89	1-3	1-25	Lost 1
Opp. Scores Between 90-99	0-1	0-14	Lost 24
Opp. Scores 100+	0-1	0-3	Lost 9
Wearing Black	6-3		Lost 1
Wearing Gold	0-1		Lost 1
Wearing Red	10-3		Won 2
Wearing White	8-2		Won 4
On Monday	0-0		Lost 2
On Tuesday	1-2		Lost 1
On Wednesday	6-2		Won 1
On Thursday	3-1		Lost 1
On Friday	2-0		Won 2
On Saturday	11-4		Won 3
On Sunday	1-0		Won 1
In November	3-2		Lost 1
In December	4-3		Won 1
In January	7-1		Won 6
In February	5-2		Won 1
In March	5-1		Lost 1

LEADS AND DEFICITS

SDSU Biggest Halftime Lead	22 vs. Wyoming (3-1-06)
SDSU Biggest Halftime Lead Lost	7 vs. UNLV (3-10-06)
SDSU Biggest Halftime Lead Lost in a Loss	6 vs. Washington State (12-10-05)
SDSU Biggest Halftime Deficit	11 at Air Force (1-7-06)
SDSU Biggest Halftime Deficit Overcome	11 at Air Force (1-7-06)
SDSU Biggest Halftime Deficit Overcome for Victory	6 vs. UNLV (1-14-06)
SDSU Biggest Lead	30 vs. So. Miss and vs. Wyoming
SDSU Biggest Lead Lost	13 at Providence (12-27-05)
SDSU Biggest Lead Lost in a Loss	13 at Providence (12-27-05)
SDSU Biggest Deficit	24 at California (12-6-05)
SDSU Biggest Deficit Overcome	13 at AFA (1-7-06)/at Utah (1-11-06)
SDSU Biggest Deficit Overcome for Victory	13 at Utah (1-11-06)

DUNKS

	SEASON
Marcus Slaughter	.33
Kyle Spain	.14
Trimaime Davis	.13
Mohamed Camara	.4
Mohamed Abukar	.3
Brandon Heath	.1
Brett Hoerner	.1
TOTAL	.69

TOP SCORING PERFORMANCES

32, Brandon Heath at New Mexico (2-25-06)
28, Brandon Heath at Colorado State (2-4-06)
26, John Sharper vs. South Dakota State (3-3-06)
26, Mohamed Abukar vs. Wyoming (3-1-06)
26, Brandon Heath vs. Brigham Young (1-21-06)
26, Marcus Slaughter vs. Washington St. (12-10-05)
25, Brandon Heath at UNLV (2-16-06)
25, Marcus Slaughter at Colorado State (2-4-06)
25, Brandon Heath vs. LMU (12-31-05)
25, Marcus Slaughter vs. PLNU (12-3-05)
24, Mohamed Abukar vs. Indiana (3-16-06)
24, Marcus Slaughter at Wyoming (1-28-06)
24, Brandon Heath at San Diego (11-30-05)

TOP REBOUNDING PERFORMANCES

20, Marcus Slaughter vs. UNLV (1-14-06)
19, Marcus Slaughter vs. Colorado State (3-9-06)
18, Marcus Slaughter at TCU (1-18-06)
17, Marcus Slaughter vs. Washington St. (12-10-05)
15, Marcus Slaughter vs. Air Force (2-8-06)
15, Marcus Slaughter vs. Albany (11-26-05)
14, Marcus Slaughter vs. UNLV (3-10-06)
14, Marcus Slaughter vs. Utah (2-11-06)
14, Marcus Slaughter vs. Brigham Young (1-21-06)
14, Marcus Slaughter vs. PLNU (12-3-05)

TOP ASSISTS PERFORMANCES

11, Richie Williams vs. South Dakota State (3-3-06)
8, Richie Williams vs. Indiana (3-16-06)
8, Brandon Heath at Utah (1-11-06)
7, Brandon Heath at UNLV (2-16-06)
7, Matt Thomas vs. Southern Miss. (11-20-05)
6, 11 times

TOP 3-POINT FG PERFORMANCES

8, John Sharper vs. South Dakota State (3-3-06)
8, Brandon Heath at New Mexico (2-28-06)
8, Brandon Heath vs. TCU (2-18-06)
5, Brandon Heath at UNLV (2-16-06)
5, John Sharper at UNLV (2-16-06)

5, Brandon Heath at Colorado State (2-4-06)
5, Brandon Heath at Air Force (1-7-06)
5, Brandon Heath vs. LMU (12-31-05)

TOP EFFICIENCY POINT PERFORMANCES

40, Marcus Slaughter at TCU (1-18-06)
37, Marcus Slaughter vs. PLNU (12-3-05)
35, Marcus Slaughter at Colorado State (2-4-06)
35, Marcus Slaughter vs. UNLV (1-14-06)
30, Brandon Heath at New Mexico (2-25-06)
30, Brandon Heath at Colorado State (2-4-06)
30, Marcus Slaughter vs. Brigham Young (1-21-06)
30, Marcus Slaughter vs. Washington St. (12-10-05)
28, Marcus Slaughter vs. Colorado State (3-9-06)
28, Brandon Heath vs. Brigham Young (1-21-06)
28, Richie Williams vs. LMU (12-31-05)
27, Mohamed Abukar vs. Indiana (3-16-06)
27, Marcus Slaughter at California (12-6-05)
26, Brandon Heath at Utah (1-11-06)

TOP WIN SHARE PERFORMANCES

69.21, Mohamed Camara at Wyoming (1-28-06)
60.00, Marcus Slaughter vs. UNLV (3-10-06)
60.00, Marcus Slaughter vs. UNLV (3-10-06)
55.15, Marcus Slaughter vs. Wyoming (3-11-06)
50.32, Mohamed Abukar at Wyoming (1-28-06)
45.56, Matt Thomas at Wyoming (1-28-06)
40.79, John Sharper at Wyoming (1-28-06)
38.88, Brandon Heath at Utah (1-11-06)
38.46, Marcus Slaughter vs. Washington St. (12-10-05)
35.59, Marcus Slaughter vs. Colorado St. (3-9-06)
35.10, Marcus Slaughter at TCU (1-21-06)
34.76, Brandon Heath at Wyoming (1-28-06)
34.55, Marcus Slaughter at Alaska Fair. (11-17-05)

TOP PRA PERFORMANCES

45, Marcus Slaughter at TCU (1-18-06)
44, Marcus Slaughter vs. Washington St. (12-10-05)
41, Brandon Heath at New Mexico (2-25-06)
41, Marcus Slaughter vs. PLNU (12-3-05)
40, Marcus Slaughter vs. UNLV (1-14-06)
39, Marcus Slaughter at Colorado State (2-4-06)
39, Marcus Slaughter at Wyoming (1-28-06)
37, Marcus Slaughter vs. Colorado State (3-9-06)
36, Brandon Heath vs. Brigham Young (1-21-06)
36, Marcus Slaughter at California (12-6-05)
35, Brandon Heath at Colorado State (2-4-06)
35, Brandon Heath at Utah (1-11-06)
34, Marcus Slaughter vs. UNLV (3-10-06)
34, Brandon Heath at UNLV (2-16-06)
34, Marcus Slaughter vs. Brigham Young (1-21-06)

Departed Letterwinners



2006 NCAA TOURNAMENT ► 2006 MOUNTAIN WEST CHAMPIONS

DEPARTED LETTERWINNERS ◀ REVIEW



Mohamed Camara

Jersey No. 50
Center, Ht. 6-10, Wt. 245
High School: Moore (Ky.) High (Louisville, Ky.)
Previous School: Riverside (Calif.) College
Birthdate: June 1, 1983 (Conakry, Guinea)
SDSU Letters (2): 2004-05, 2005-06

An important factor in San Diego State's success in 2005-06... Was one of the most physical players during his tenure on Montezuma Mesa... Proved to be an effective rebounder throughout his career... Picked up basketball relatively late in life and developed low-post moves and showed ability to score around the basket during his senior season... Was one of the team's strongest low-post defenders... Played in 61 games, while making 30 starts... Grabbed 226 rebounds in two seasons.

As A Senior (2005-06 Season)

MWC Rankings: 17th in blocked shots
 Played in 32 games and made nine starts in 2005-06... Averaged 13.6 minutes per game and showed significant improvement over his junior campaign... Scored in 17 of 32 games in his final season... Shot 54.7 percent from the field in 2005-06 after connecting on 38.5 percent as a junior... His scoring average was up over his first season... Posted four dunks as a senior, after being held without a dunk as a junior... Had six or more rebounds in nine games... On Senior Night, he scored eight points on 4-of-5 shooting, in addition to three rebounds... With Marcus Slaughter saddled with foul trouble at UNLV (2-16-06), he scored seven points and had a season-high tying 10 rebounds in 22 minutes of action... After coming up with some big rebounds at Utah (1-11-06), he followed it up by scoring six straight points vs. UNLV (1-14-06) at one point to keep the Rebels at bay when they were making a run late in the second half... Ended the UNLV game with eight points and three rebounds in just 11 minutes of action... Recorded an assist in three straight games (broken against Colorado State (1-4-06))... Tied his career high with 10 points against UCSB (12-17-05)... Played a career-high 31 minutes against the Gauchos... Recorded his first career double-double (10 points, 10 rebounds) at San Diego (11-30-05)... His 10 points against the Toreros was a career best... Also played a then season-high 30 minutes versus USD... Eight of his 10 boards at San Diego were of the offensive variety... Averaged 10.6 rebounds per 40 minutes of action as a senior... Made 21

of his final 35 attempts from the field.

As A Junior (2004-05 Season)

MWC Rankings: 10th in offensive rebounding, 15th in blocked shots

One of five Aztec players to see action in all 29 games and his 21 games started was the third highest total on the team behind Brandon Heath and Marcus Slaughter... Despite playing the seventh most minutes (494) on the team, he ranked second on the squad in rebounding (110), second in blocked shots (18) and sixth in steals (19)... His numbers pro-rated over 40 minutes include impressive marks such as 8.9 rebounds (second on team) and a team-high 1.5 blocked shots... His 52 offensive rebounds tied for the 35th highest total in the school's recorded history... His offensive rebound total is the highest among any Aztec player with less than 500 minutes of playing time... Produced six games with at least seven rebounds... In the five games in which he logged at least 23 minutes of playing time, he averaged 7.8 rebounds and led the Aztecs in rebounding in three of those five games... Playing time varied greatly during the season as demonstrated by a career-high 31 minutes vs. San Diego (12-1-04) and playing less than a minute (officially 0 minutes) at Air Force (1-29-05)... In his 21 starts, he averaged 20.6 minutes of playing time, while he logged an average of 7.8 minutes in his eight appearances off the bench... Tallied the fewest points (70) of any Aztec player with at least 100 rebounds in the Division I era... The previous mark was held by Aeric Sanders set during his sophomore season... Since minutes played began being kept prior to the 1978-79 season, Camara ranked 17th in school history and first in the Steve Fisher era in blocked shots per minute played (.036) (minimum 400 minutes played)... Ranked 42nd in school history in single-season rebounds per minute played (.223)... Had six games in which he played eight minutes or less which unfairly tainted his per game averages... Throw out the numbers in those six games and Camara's per-game averages rise to 2.9 points and 4.6 rebounds in 20.3 minutes of playing time (compared to

total season averages of 2.4 points, 3.8 rebounds and 17.0 minutes)... Although his averages did not differ greatly in Aztec wins and losses (2.6 ppg, 4.3 rpg in wins and 2.3 ppg and 3.5 rpg in losses), his field goal percentage and attempts showed a dramatic difference... In SDSU wins, Camara connected on 13-of-27 field goals (48.1 percent) and averaged an attempt every 7:42... In losses, he shot 17-of-51 (33.3 percent) and had one field goal attempt every 9:20... Had a career-high 13 rebounds in 28 minutes of action against Providence (12-31-04)... Also tied a career-high with seven points against the Friars... Other seven-point scoring performance came in his second game as a collegiate player against Monmouth (11-22-04)... Aztecs were 5-4 when Camara shot at least 50 percent from the field (6-14 in other games)... San Diego State was 8-6 when he played at least 19 minutes (3-12 when he did not).

Junior College

Played for two seasons at Riverside (Calif.) College... Ranked as the sixth-best junior college center prospect in the nation by *Lindy's* and *nbadraft.net*... Camara entered the 2003-04 season ranked as the third-best junior college player and the top post player in California according to PrepCA.com... Averaged 9.4 points, 10.7 rebounds and connected on 51.0 percent of his field

goal attempts in 2003-04... Helped lead the Tigers to a 25-7 record, their first outright Orange Empire Conference championship since 1994, and an appearance in the Southern California Regional Final game... He started all 32 games for Riverside in 2003-04... In two seasons at Riverside, Camara produced some eye-popping numbers... His teams posted a 45-21 record and he compiled 568 points, 697 rebounds and 149 blocked shots... He produced single-game highs of 23 points and 23 rebounds with the Tigers.

High School

Prepped at Moore High School in Louisville, Ky... Earned all-state and all-league honors... As a senior, he averaged 15 points, 15 rebounds and seven blocked shots a game and was named to the Bluegrass State's roster for the annual Indiana-Kentucky All-Star Game.

Personal

Full name is Mohamed Bafode Camara... Son of Abou Camara and Kanke Bangoura... Also considered Arizona, St. John's and Rutgers... Avid soccer player.

► 2005-06 Season and Career Highs

	Season	Career
Points	10 vs. UC Santa Barbara (12-17-05) 10 at San Diego (11-30-05)	10 vs. UC Santa Barbara (12-17-05) 10 at San Diego (11-30-05)
Rebounds	10 at UNLV (2-16-06) 10 vs. UMBC (12-20-05) 10 at San Diego (11-30-05)	13 vs. South Dakota State (1-3-05)
Assists	2 vs. South Dakota State (3-3-06) 2 vs. Brigham Young (1-21-06)	3 vs. Colorado State (1-24-05)
Field Goals	5 vs. UC Santa Barbara (12-17-05)	5 vs. UC Santa Barbara (12-17-05)
Field Goals Att.	9 vs. Point Loma Nazarene (12-3-05)	9 vs. Point Loma Nazarene (12-3-05)
Free Throws	3 at UNLV (2-16-06)	3 at UNLV (2-16-06)
Free Throws Att.	8 at Providence (12-27-05)	3 vs. South Dakota State (1-3-05)
Steals	3 at California (12-6-05)	8 at Providence (12-27-05) 3 at California (12-6-05) 3 at Washington (12-7-04)
Blocked Shots	3 at Providence (12-27-05) 3 at San Diego (11-30-05)	3 at Providence (12-27-05) 3 at San Diego (11-30-05) 3 vs. South Dakota State (1-3-05)
Minutes	31 vs. UC Santa Barbara (12-17-05)	31 at Washington (12-7-04) 31 vs. UC Santa Barbara (12-17-05)
	Season	Career
Double-Figure Scoring Games	2	2
Double-Figure Rebound Games	3	4
Double-Doubles	1	1
Led Team in Rebounding	5	9

► Mohamed Camara's Career Statistics

Year	G-GS	Min.-Avg.	FG-FGA	Pct.	3P-3PA	Pct.	FT-FTA	Pct.	OR	DR	Reb	Avg.	PF-D	AT	TO	BS	ST	Pts.	Avg.
04-05	29-21	494-17.0	30-78	.385	0-0	.000	10-25	.400	52	58	110	3.8	63-3	15	25	18	19	70	2.4
05-06	32-9	434-13.6	35-64	.547	0-0	.000	11-42	.262	50	66	116	3.6	53-0	11	18	17	14	81	2.5
Totals	61-30	928-15.2	65-142	.458	0-0	.000	21-67	.313	102	124	226	3.7	116-3	26	43	35	33	151	2.5

Departed Letterwinners



2006 NCAA TOURNAMENT ► 2006 MOUNTAIN WEST CHAMPIONS



Trimaine Davis

Jersey No. 20

Center, Ht. 6-7, Wt. 235

High School: Pittsburg High (West Pittsburg, Calif.)

Birthdate: April 14, 1983 (Pittsburg, Calif.)

SDSU Letters (4): 2002-03, 2003-04, 2004-05, 2005-06

The team captain in 2005-06... An athletic, blue-collar worker whose role on the team increased during the years... Became a fan favorite due to his energetic style of play... Played at both the four and five spots for the Aztecs... Played in 98 games and shot 59.9 percent from the field in his career.

As A Senior (2005-06 Season)

MWC Rankings: 16th in blocked shots

Captain of the 2005-06 Aztec team, "Train" was the heart and soul of SDSU basketball... Played in 24 of the final 25 games after missing four straight contests due to surgery on his right knee to remove a bone chip on Nov. 30, 2005... In his final 20 games, he was 24-for-36 from the field... Rebounded a Brandon Heath miss and followed it with a basket after being fouled to tie the score at 77-77 with 0.3 seconds left in overtime at Wyoming (1-28-06)... Hit the game-winning free throw with 0.3 on the clock to give SDSU the victory against the Cowboys in overtime... Posted three rebounds and an assist against Indiana in the first round of the NCAA Tournament (3-16-06)... Grabbed five rebounds and provided quality minutes off the bench vs. Wyoming (3-11-06) in the MWC tournament championship game... On Senior Night vs. South Dakota St. (3-3-06), scored a personal-best 14 points on 6-of-10 shooting... In just eight minutes of action against CSU (1-6-05), the senior scored six points on 3-of-3 shooting and collected a pair of rebounds... Put forth an efficient performance against LMU (12-31-05) by scoring 10 points on 5-for-5 shooting and grabbing eight rebounds in just 23 minutes of action... In 28 games during his senior season, he set or tied career highs for scoring (13), assists (4), free throws attempted (6), blocked shots (4) and minutes played (32)... Had eight double-figure scoring games in his final 37 outings after scoring 10+ points in just one of his first 61 games... Made 47-of-72 attempts from the field in 2005-06 (65.3 percent) and was a 59.9 percent shooter from the floor in his career... His averages prorated over 40 minutes in 2005-06 were 11.8 points, 6.3 rebounds and 1.6 blocked shots... Had just 16 turnovers as a senior.

As A Junior (2004-05 Season)

One of five Aztec players to see action in all 29 games... Made six starts and played 427 minutes after entering his junior campaign with career totals of no starts and 255 minutes... Despite playing the eighth most minutes on the team, he was 6th in scoring (5.2), 6th in rebounding (2.3), tied for 3rd in blocked shots (10) and 7th in steals (14)... Averages per 40 minutes of action: 14.1 points, 6.4 rebounds and 0.9 blocks... Another example of high productivity can be found when comparing those numbers against the 40 minute pro-rated numbers of the rest of the team where he ranked 3rd in scoring, rebounding and blocks, 4th in free throw attempts and 1st in fewest turnovers committed... After failing to reach double figures in his first 49 games and doing so just once in his first 61 games, he scored 10 or more points in four of the final nine games of the season... After playing 10 or more minutes only 10 times in his first two seasons, he broke that barrier 23 times as a junior and ended his junior campaign having played 13 or more minutes in the final 12 games... Although he did not have enough field goal attempts to qualify for the school record, his 58.6 percent (65-of-111) was the fifth highest single-season percentage for any SDSU DI player averaging at least 3.5 attempts per game... It was the highest ever by a non-senior and trailed only the senior efforts by Leon Carter, Leonard Allen, Kevin Betts and Marcelo Correa... In February and March, which covered the final 10 games of the season, Davis averaged 7.9 points, 3.6 rebounds with seven blocked shots and seven steals while connecting on 35-of-54 (64.8 percent) field goal attempts... During the final 10-game stretch, his team ranks were: tied for 1st in blocked shots, 3rd in rebounding, 4th in scoring and 4th in steals... Had just 14 turnovers in 427 minutes of action (one turnover every 30.5 mins)... Averaged 0.333 miscues per minute, the best average by any SDSU player to record at least 100 minutes since turnovers started being tracked as a statistic in 1979... Had his most productive game of his career, setting career highs with 12 points, eight rebounds, two assists, six field goals and

11 field goals attempted vs. BYU (2-7-05)... Tallied 11 points on 4-of-6 shooting in 13 minutes at Wyoming (2-21-05)... Shot 50 percent or better from the field in 10 of the final 11 games... In his last 11 games covering 230 minutes, he had 85 points, 39 rebounds, eight steals, four assists and connected on 38-of-60 field goals (63.3 percent)... Averaged 8.1 points, 3.9 rebounds and 21.4 minutes per game in the final nine contests... Made his first career start in his 50th career game at LMU (12-18-04)... Scored a then career-high 10 points and added two rebounds in 13 minutes of action against LMU... Scored in the final 14 games of the season... 18 turnover free games during the season, the most on the team... Scored in 27 straight games in which he played at least 10 minutes, including the 23 games in which he logged at least 10 minutes in 2004-05.

As A Sophomore (2003-04)

Played in 17 games, including 11 MWC contests after missing the first eight games of the season due to knee surgery on Nov. 21 (the day of the season opener) to remove two bone fragments in his right knee... The injury occurred during practice, two days before the opener and head coach Steve Fisher gave Davis the option of delaying the surgery to accompany the team to Maui for the EA Sports Maui Invitational... Davis declined the offer so the surgery could occur as soon as possible... He played in 17-of-22 contests after his return... Although he saw limited action, he made the most of his opportunities, scoring 26 points, and adding 17 rebounds in 89 minutes of action... Had four blocked shots on the season to tie him for the fourth highest total on the squad... Averages per 40 minutes of action: 11.7 points, 7.6 rebounds and 1.8 blocks... Had a career high eight points and tied a career-best with four rebounds at New Mexico (2-28-04)... Played in his first contest of the season against Cal Poly (12-18-03) and registered a career high four rebounds, along with four points on two-of-two shooting in seven minutes... Aggressive and unrelenting, Davis blocked four shots in 89 minutes of action and ended the season by blocking three shots in his last 26 minutes of action in 2003-04.

As A Freshman (2002-03)

One of the most productive freshmen in the MWC, Davis ranked second in the league among first-year players in field-goal percentage (min. 20 FGA) connecting on 16-of-26 attempts (61.5 percent)... Played in 24 of 30 games during the campaign, including the first 12 of the season... Provided depth in the post posi-

tion early when the Aztecs were without Evan Burns, Travis Hanour and Chris Manker... Averaged 6.9 minutes per contest and was one of four key freshmen contributors to see major minutes in their first season (Evan Burns 582 mins., Steve Sir 438 mins., John Sharper 236 mins., Trimaine Davis 166 mins.)... Never went more than two games without seeing court time... Connected on 15-of-24 attempts from the field in the regular season (62.5 percent) after hitting all 15 of his field goal attempts during the exhibition games... Scored 10 points and pulled down three rebounds in games against UCSD and Arizona (30 minutes of action)... Went 3-for-3 from the field and scored a then career-high six points in 19 minutes against UCSD (12-2-02)... Came off the bench to score four points in 11 minutes against top-ranked Arizona (12-7-02)... Saw eight minutes of action in the Aztecs' second-round NIT game at Texas Tech (3-21-03), scoring two points and adding a career-high-tying three rebounds.

As A Redshirt (2001-02)

Worked hard on and off the court to develop his game and get stronger... Redshirted along with shooting guard Steve Sir because the Aztecs were dead at both positions... An enthusiastic player who was the Aztecs' biggest supporter on the bench while redshirting.

High School

Averaged 20.6 points, 14.7 rebounds and 5.7 blocks for Pittsburg High as a senior... Was the first player to sign with SDSU during the spring 2001 signing period... Earned MVP honors in the Bay Valley Athletic League and was named to the *San Francisco Chronicle* all-metro boys team... Selected to the *NorCalPreps.com* all-NorCal third team... His prep team had a 24-2 regular-season record, the best in school history, and shared the conference title... Four-year letterwinner for the Pirates... Played for coach Darrick Domineeli.

Personal

Born April 14, 1983, in Pittsburg, Calif... Son of Vearis Calomee... Majored in Afro-American Studies... Men's basketball representative on the SDSU Student-Athlete Advisory Committee... Served as master of ceremonies for the student-athlete welcome back dinner this past fall... Founder of the student-athlete group Ko-Aalition, an organization of African-American student-athletes... The organization became just the third of its kind in the country (Oklahoma and Ohio State were the other two schools).

► Trimaine Davis' Career Statistics


Year	G-GS	Min-Avg.	FG-FGA	Pct.	3P-3PA	Pct.	FT-FTA	Pct.	OR	DR	Reb	Avg.	PF-D	AT	TO	BS	ST	Pts.	Avg.
02-03	24-0	166-6.9	16-26	.615	0-0	.000	3-7	.429	4	22	26	1.1	36-2	1	6	2	5	35	1.5
03-04	17-0	89-5.2	11-23	.478	0-0	.000	4-6	.667	9	8	17	1.0	15-0	2	3	4	1	26	1.5
04-05	29-6	427-14.7	65-111	.586	0-0	.000	21-41	.512	39	29	68	2.3	61-1	6	14	10	14	151	5.2
05-06	28-7	381-13.6	47-72	.653	0-1	.000	19-34	.559	17	43	60	2.1	48-1	7	16	15	2	113	4.0
Totals	98-13	1063-10.8	139-232	.599	0-1	.000	47-88	.534	69	102	171	1.7	160-4	16	39	31	22	325	3.3

Departed Letterwinners



2006 NCAA TOURNAMENT ▶ 2006 MOUNTAIN WEST CHAMPIONS

AZTEC BASKETBALL MEDIA GUIDE DEPARTED LETTERWINNERS ◀ REVIEW



John Sharper

Jersey No. 15
Guard, Ht. 6-0, Wt. 190
High School: Saint Mary's High (Oakland, Calif.)
Birthdate: April 23, 1984 (San Mateo, Calif.)
SDSU Letters (4): 2002-03, 2003-04, 2004-05, 2005-06

One of the most prolific three-point shooters in school history, he ended his career ranked 1st in games played (119), 3rd in career three-point field goals (166), 3rd in three-point field goals attempted (412) and 3rd in three-point field goal percentage (40.3)... Originally a walk-on, he became a regular in the rotation... A solid ball-handler as he averaged one turnover every 24.1 minutes for his career.

As A Senior (2005-06 Season)

MWC Rankings: 2nd in 3-point field goals made, 4th in 3-point field goal percentage

Originally a walk-on, Sharper was a key component on a team that won the MWC... One of the best long-range shooters in school history... Connected on 166-of-412 (40.3 percent) 3-point field goals in his four seasons at SDSU. That percentage ranks third all-time in SDSU history... Ended the season making multiple three-pointers in 22 of his last 32 games... In his final 30 games, he made 77-of-178 (43.3 percent) from beyond the arc... After uncharacteristically committing three turnovers in the season opener, he had only 27 turnovers in his final 32 games (815 mins.)... For his career, he averaged one turnover every 24.1 minutes... His senior season it was one turnover every 27.9 minutes... Made 44 of his final 49 free throw attempts dating back to his junior season (89.8 percent)... Made 67 more 3-point field goals (166) than he had turnovers (99) in his career... His 79 three-pointers in 2005-06 is the fourth highest single-season mark in SDSU history... His 188 three-point attempts and his 42.0 percent three-point field goal percentage rank fifth and seventh, respectively on the Aztec single season charts... Scored 11 points against Indiana in the NCAA Tournament (3-16-06)... Against UNLV (3-10-06) in the semifinals of the MWC tourney, he hit two free throws with six seconds left to give the Aztecs the game's final margin and extended his consecutive free throw streak to a career-best 19... On Senior Night vs. South Dakota St. (3-3-06), hit Cox Arena-record eight 3-pointers en route to a career-best 26 points... Hit a career-best five free throws at BYU (2-22-06)... Went 3-for-6 from beyond the arc

vs. TCU (2-18-06)... Scored 19 points and had six rebounds at UNLV (2-16-06)... Went 3-for-6 from 3-point distance en route to nine points vs. Utah (2-11-06)... Grabbed career-high five rebounds vs. AFA (2-8-06)... Played a career-high 43 minutes at Wyoming (1-28-06)... Made four 3-pointers vs. UNM (1-25-06) en route to 12 points... Scored 16 points on 6-of-11 (4-9 3FGs) shooting vs. BYU (1-21-06)... Tallied 15 points at Cal (12-6-05)... Averaged 14.2 points per 40 minutes in 2005-06.

As A Junior (2004-05 Season)

MWC Rankings: 11th in 3-point field goal percentage, 14th in steals, 15th in 3-point field goals made

One of five Aztec players to play in all 29 games... Made 20 starts... Led the team in three-point field goal percentage (36.8 percent) and although he did not qualify, would have led the team in free throw percentage at 90.9 percent (20-of-22)... He joined Tony Ross and Al Faux as the only players in school history to lead the team in three-point field goal percentage in consecutive seasons... His efforts rank on the single-season three-point charts: 13th in percentage (36.8), 14th in makes (43) and 18th in attempts (117)... Had 12 multiple-trey games... Had five double-digit scoring games during the season after failing to score 10 or more points in his first two seasons... Had no double-digit scoring games in first 60 games but reached 10 or more points five times in his last 25 games... Made a three in 26 of 29 games and never went consecutive games without a trey... Had 12 games with multiple treys... Opened the season with a personal-best five consecutive multiple-trey games going 13-for-25 (52.0 percent)... Ended the season with a career-high 10 straight games with a trey, going 15-for-37 (40.5 percent)... 73.7 percent of his points came off three-pointers, the fourth highest percentage in school history among players that tallied at least 100 points in a season, trailing Steve Sir (2002-03) 83.6 percent, Karlo Kovacic (2000-01) 77.0 and Sharper (2003-04) 75.0 percent... For the third straight year, he recorded an assist-to-turnover ratio of 1-to-1 or better (38 assists, 38 turnovers)... Posted more

three-point field goals than turnovers for the third straight year (43 three-pointers, 38 turnovers)... Averaged one turnover every 20.7 minutes, the best mark by an SDSU guard in 2004-05... Had 10 turnover-free games during the season and did not commit a turnover in five of the 10 games he started... Played 103 minutes without committing a turnover during MWC play... Of his 38 turnovers, 13 came in three games... Take out those three games, and Sharper had 25 miscues in 710 minutes, for one turnover every 28.4 minutes... Scored in double figures in consecutive outings against USD (13 points on 12-1-04) and at UCSB (15 points on 12-4-04)... Scored 10 points vs. Wyoming (1-22-05) and 11 vs. CSU (1-24-05)... In Aztec wins, he averaged 7.6 points, 0.7 turnovers and connected on 19-of-45 (42.2 percent) three-point field goals; in SDSU losses, he averaged 5.1 points, 1.7 turnovers and connected on 24-of-72 (33.3 percent) three-point field goals... SDSU was 7-2 during the season when he shot 50 percent or better from the field (4-16 when he did not).

As A Sophomore (2003-04 Season)

MWC Rankings: 14th in 3-point field goal percentage

Saw action in 29 of 30 games... Ended 2003-04 having played in 23 consecutive games... Made five starts, including the home finale against Utah (3-6-04)... Despite splitting time between the two guard positions, Sharper had just 19 turnovers in 520 minutes of action for an average of one turnover every 27.4 minutes of action... Connected on 38 treys to post a remarkable 2-to-1 three-point field goal-to-turnover ratio... Had 18 games in which he did not commit a turnover... His three-point field goal percentage of 40.0 was not only tops on the team, but the 11th-best single-season mark in school history... Went five consecutive games without a turnover covering 114 minutes... Tied a career-high with nine points in a career-high 34 minutes at Saint Mary's (1-7-04)... 75 of his 97 field goal attempts were from three-point range, including 30 of his 38 makes... Made seven of his first nine attempts (77.8 percent) from three-point range... Earned his first career start and played 25 minutes against Portland (12-31-03)... Hit three-of-four from behind the arc against Cal Poly (12-18-03), to give him a career-high nine points and also tallied three assists... Earned a scholarship over the summer after being a walk-on as a freshman... Fractured his third metacarpal in his right hand while playing basketball early in the 2003 summer... Wore a cast and missed more than a month recovering from the injury.

As A Freshman (2002-03 Season)

Played in 28 of 30 games for the Aztecs and logged 236 minutes - the ninth-highest total on the team, sixth among non-seniors... His averages per 40 minutes were 8.8 points, 3.9 rebounds and 2.7 assists... Despite playing a majority of his minutes at point guard, he committed just 12 turnovers (one every 19.7 minutes)... Played in 18 games in which he did not turn the ball over and never had more than two miscues in any one game... Played 11 or more minutes nine times during his freshman campaign... Proved to be an excellent long-range shooter, connecting on 14-of-32 three-point field goal attempts (43.8 percent)... That percentage would have led the team and ranked third in the MWC had he had enough attempts to qualify... Was the MWC's top three-point shooting freshman with at least three attempts (former teammate Steve Sir was third in that category)... His long-range shooting and ability to run the point is best demonstrated by his three-point field goal-to-turnover ratio of 1.17-to-1... 32 of his 38 field goal attempts during the season came from three-point range, connecting on 16 total - including 14 three-pointers... Made at least one trey in 13 games as a freshman... Played a career-high 20 minutes vs. CSU (2-1-03) where he had four points, three rebounds, one assist and no turnovers... Contributed a three-pointer - his first career points - to SDSU's school-record barrage of 16 treys against UCSD (12-2-02).

High School

A graduate of St. Mary's High in Berkeley, Calif., Sharper excelled on and off the court... An honors student all four years in high school, he helped lead the Panthers basketball squad to a 59-8 record his final two seasons... A nominee for California Mr. Basketball, Sharper earned third-team all-state accolades from *CalHiSports.com*... Participated in the 2002 Fullcourt Press All-West Camp... One of 10 prep players to earn a position on the *Cal-HiSports.com's* Division IV all-state team... Also earned all-metro and all-league distinction... In addition to averaging 21.2 points as a senior, he also averaged six assists per game and connected on 85 percent of his free-throw attempts... Team claimed the California high school Division IV championship his junior season... Played for Jose Caraballo in high school.

Personal

Born April 23, 1984, in San Mateo, Calif... Son of John Sharper Sr. and Sharon Bethae... Only son... Father played football at UC Davis... A communication major.

▶ John Sharper's Career Statistics

Year	G-GS	Min-Avg.	FG-FGA	Pct.	3P-3PA	Pct.	FT-FTA	Pct.	OR	DR	Reb	Avg.	PF-D	AT	TO	BS	ST	Pts.	Avg.
02-03	28-0	236-8.4	16-38	.421	14-32	.438	6-10	.600	5	18	23	0.8	21-0	16	12	0	8	52	1.9
03-04	29-5	520-17.9	38-97	.392	30-75	.400	14-18	.778	5	22	27	0.9	46-2	26	19	0	26	120	4.1
04-05	29-20	788-27.2	56-150	.373	43-117	.368	20-22	.909	6	26	32	1.1	40-0	38	38	0	33	175	6.0
05-06	33-3	837-25.4	94-222	.423	79-188	.420	24-27	.889	11	34	45	1.4	47-1	29	30	1	17	291	8.8
Totals	119-28	2381-20.0	204-507	.402	166-412	.403	64-77	.831	27	100	127	1.1	154-3	109	99	1	84	638	5.4

Departed Letterwinners



2006 NCAA TOURNAMENT ► 2006 MOUNTAIN WEST CHAMPIONS



Marcus Slaughter

Jersey No. 22

Forward, Ht. 6-9, Wt. 220

High School: J.W. North High (Riverside, Calif.)

Birthdate: March 18, 1985 (San Leandro, Calif.)

SDSU Letters (3): 2003-04, 2004-05, 2005-06

One of the greatest rebounders at SDSU, he ended his career ranked second in rebound average (8.9) and third in rebounds (775)... He also finished sixth in blocks (78), seventh in minutes played (2,659), 10th in points (1,211) and 16th in scoring average (13.9)... Is the school's 22nd member of the 1,000-point club.

As A Junior (2005-06 Season)

NCAA Rankings: 7-6th in rebounding, 3rd leading junior rebounder

MWC Rankings: 1st in rebounding, 1st in offensive rebounding, 2nd in defensive rebounding, 3rd in scoring, 6th in blocked shots and 9th in free throw percentage, 14th in field goal percentage, 15th in steals

MWC tournament MVP and all-tournament team pick... All-MWC first-team pick... MWC Player of the Week on two occasions... Ended the season ranked tied for sixth in the nation in rebounding (11.0)... Was the nation's third leading junior rebounder... Slaughter finished the season ranked in the top 10 of six different MWC stat categories... Scored 20 or more points in four straight games and had three consecutive double-doubles, both career firsts, until a left knee injury forced the him out of the UCSB game (12-17-05)... Had 52 rebounds over three straight games (vs. UNLV, at TCU, vs. BYU), the highest three-game total of his career... Posted four straight double-doubles for the first time in his career (broken at UNLV (2-16-06))... Posted 13 points and 10 rebounds vs. Indiana in the NCAA Tournament (3-16-06)... Recorded three straight double-doubles at the MWC tournament... In the finals vs. Wyoming (3-11-06), tallied 16 points, 13 rebounds... Against UNLV in the semis (3-10-06), notched 16 points and 14 boards... Totaled 17 points and 19 rebounds in the MWC quarters vs. CSU (3-9-06)... The 19 boards set a MWC championship record... Also set the league record for most rebounds in tournament with 46, surpassing Andrew Bogut's 45 in 2005... Posted 23 points and 18 rebounds at TCU (1-18-06)... Against UNLV (1-14-06), he scored 20 pts. and had 20 rebs... His 20 boards were the most by an Aztec since Michael Cage (1984), and set a new Cox Arena record and school record for rebounds in a

MWC game... Became the sixth player at SDSU to record at least 20 rebs... Has 30 career double-doubles and 18 in 05-06... The 30 career double-doubles are second-most in school history (since the stat started being tracked in 75-76)... Returned from injury to grab 11 rebs. and post a career-high six assists against CSU (1-4-06)... Had his 28-game double-figure scoring streak snapped against UIC (11-19-05); was the third-longest streak in school history... Led the team in rebounding 23 times... In his career, he led the team in scoring 22 times, rebounding 54 times and assists six times... Shot 50 percent or better from the field in 17 games.

As A Sophomore (2004-05 Season)

NCAA Rankings: 34th in rebounding, 6th leading sophomore rebounder

MWC Rankings: 2nd in rebounding, 2nd in offensive rebounding, 4th in defensive rebounding, 5th in scoring, 6th in steals, 8th in blocked shots

A second-team all-MWC selection as announced by the league and as voted upon by the coaches and the media... Was the top vote-getter among the second team members and the top vote-getter among players returning in 2005-06... Named to the MWC all-tournament team after averaging 23.5 points, 9.0 rebounds and connecting on 59.3 percent from the field... Ranked 34th nationally in rebounds at 9.0 and was 6th among the sophomore class... Made an appearance the SDSU D-I top-10 single-season list including 4th in free throws (141), 5th in free throws attempted (202), 7th in points-rebounds-assists per game (28.03), 8th in points per game (17.8) and 10th in efficiency point average (18.22)... His single-season rank among sophomores in the Aztecs' D-I era: 1st in efficiency points, 1st in efficiency point average, 1st in points-rebounds-assists (PRA), 1st in PRA average, 1st in free throws made, 1st in free throws attempted, 2nd in scoring, 2nd in points per game, 2nd in rebounds per game, 3rd in rebounds, 3rd in field goals... Became the third player in school history and the first non-senior to record at least 475 points, 200 rebounds, 30 steals and 30 blocked shots in a single season, joining

Cage (1983-84) and Aerick Sanders (2003-04)... Played in 27 games, missing the final two regular season games due injury... Started all 27 games in which he played... Led the team in rebounding (9.0) and blocked shots (30) and was 2nd on the squad in scoring (17.8), minutes played (34.1) and steals (37)... He scored in double figures in all 27 games he played in (never scored in double figures in three straight games prior to the season)... Tied SDSU's sophomore record with 10 double-doubles, matching Cage and Eddy Gordon... That number places him in a tie for 7th on the single-season double-doubles chart in school history... Led the Aztecs in scoring 12 times and in rebounding 21 times... Produced a team-high tying 27 double-figure scoring games and had eight 20-point efforts... Had 10 double-figure rebound games... Against UCSB (11-19-04), he scored a career-high 28 points, pulled down 13 rebounds and recorded four steals in a career-high 41 minutes... At No. 16 Washington (12-7-04), went for 21 points and seven rebounds... After putting up 15 points and 13 rebounds against CS Fullerton (12-21-04), he had a 15 point, 12 rebound effort at Iowa St. (12-28-04)... At UNLV (1-15-05) he posted 17 points and 12 rebounds... Tied a career-high with 15 rebounds at Air Force (1-29-05)... Against UNLV (2-12-05), he had 25 points and 10 rebounds... Against AFA (3-10-05) at the MWC tourney, he tallied 24 points and nine rebounds to help the team advance to the semifinals... In the next round vs. UNM (3-11-05), he put up 23 points and nine boards in SDSU's final game of the season.

As A Freshman (2003-04 Season)

MWC Rankings: 5th in offensive rebounding, 6th in rebounding, 8th in defensive rebounding, 13th in steals, 15th in blocked shots

An all-MWC honorable mention selection... One of only four freshmen among the 29 players that earned recognition by the league, joining teammate Brandon Heath, Utah's Andrew Bogut and CSU's Dwight Boatner... Ranked among the league leaders in five categories, offensive rebounding (5th), rebounding (6th), defensive rebounding (8th), steals (13th) and blocked shots (15th)... Was second among all league freshmen in all five of the aforementioned categories... His 204 rebounds were the third-highest total by a Fisher freshman, trailing only Chris Webber and Juwan Howard... His efficiency rating per game was the fourth-highest by a freshman in SDSU history since the statistic was tracked beginning in 1978-79, trailing only Cage, Gordon and Presnell Gilbert and was the third-highest by a Steve Fisher coached freshman trailing

only Webber and Jalen Rose... One of five players to see action in all 30 games and made 18 starts... Ended the season starting the final 17 games of the season... Led the team in rebounding 10 times... Had eight double-digit scoring games, four double-figure rebound games and two double-doubles... His rebound numbers were among the best in school history with his 204 boards the 33rd-highest single-season total and his average of 6.8 rebounds the 38th best single-season total in the D-I era... Both numbers were third all-time among SDSU freshmen, trailing only Cage (355 rebs., 13.1 rpg) and Gordon (239, 8.9)... Season averages per 40 minutes 12.6 points, 10.8 rebounds and 1.8 steals... Posted second career double-double with 17 points and 11 rebounds in 37 minutes of action against CSU (2-23-04)... Recorded his first career double-double at UNLV (2-17-04) with a career-high 15 rebounds and 13 points... Had 11 rebounds against New Mexico (2-2-04)... Had a career-high 10 rebounds vs. Eastern Washington (12-20-03)... Scored 19 points in the season opener against Long Beach St. (11-21-03), which tied Webber as the most points by a freshman in their debut under Fisher.

High School

Graduated from J.W. North High in Riverside, Calif., after also attending Valley View High... An honorable mention All-American by *Street & Smith* magazine... Ranked as the 80th top prep player nationally and the 16th-best prospect at his position by *Insider.com*... Tabbed as one of the top two West Coast power forwards in the 2003 class by *Prep West Hoops*... Did not play organized basketball until his junior year of high school... Named to the 2002-2003 boys basketball Division II-AA All-CIF-Southern Section first team... Averaged 14.5 rpg his senior season to rank fifth in the Southland, according to the *Los Angeles Times*... Also, his 21.1 ppg scoring average as a senior was the 42nd highest in Southern California... As a junior he averaged 21 points, 14.3 rebounds and 3.5 blocks... His rebound average as a junior was the fifth highest total in the greater Los Angeles area and led Riverside County in the category... Named to the 2002 Pangos Summer Shootout all-tournament team... His team won the adidas Double Pump Best of Summer Tournament in 2002.

Personal

Marcus Anthony Slaughter was born March 18, 1985, in San Leandro, Calif.... Son of Dwight and Tara Slaughter... Was a member of the Student-Athlete Advisory Committee... A communication major.

► Marcus Slaughter's Career Statistics

Year	G-GS	Min-Avg.	FG-FGA	Pct.	3P-3PA	Pct.	FT-FTA	Pct.	OR	DR	Reb	Avg.	PF-D	AT	TO	BS	ST	Pts.	Avg.
03-04	30-18	755-25.2	87-184	.473	8-24	.333	55-76	.724	84	120	204	6.8	67-2	22	36	17	34	237	7.9
04-05	27-27	922-34.1	165-352	.469	9-39	.231	141-202	.698	91	151	242	9.0	87-4	35	84	30	37	480	17.8
05-06	30-29	982-32.7	151-308	.490	0-1	.000	192-252	.762	124	205	329	11.0	94-4	56	86	31	36	494	16.5
Totals	87-74	2659-30.6	403-844	.477	17-64	.266	388-530	.732	299	476	775	8.9	248-10	113	206	78	107	1211	13.9

2005-06 Recaps



2006 NCAA TOURNAMENT ▶ 2006 MOUNTAIN WEST CHAMPIONS

2005-06 RECAPS ◀ REVIEW



Game 1

San Diego State 67
Alaska Fairbanks 55

Nov. 17, 2005 ♦ Fairbanks, Alaska
Carlson Center ♦ Att.: 3,229

FAIRBANKS, Alaska -- Brandon Heath scored 23 points, leading San Diego State to a season-opening 67-55 victory over host Alaska-Fairbanks on Thursday in the quarterfinals of the BP Top of the World Classic. The season-opening victory is the first time since 1984 the Aztecs have won a season-opening road game when they defeated UC Irvine 86-77.

Heath scored 10 of his 23 points in the final 7:12, helping the Aztecs (1-0) pull away from the Division II Nanooks (0-1).

San Diego State used its superior size to out-rebound Alaska-Fairbanks 44-27.

The Nanooks had no answer for San Diego State forwards Marcus Slaughter and Trimaine Davis, who combined for 29 points. Slaughter had 16 points and a game-high 11 rebounds. Davis scored 13 points and blocked three shots. Senior Mohamed Camara chipped in with six rebounds of his own.

The Aztecs built a 31-21 halftime lead, the largest since they had a 10-point lead on Colorado State on January 24, 2005, but had to withstand a comeback by the Nanooks in the second half. Alaska Fairbanks twice cut San Diego State's lead to four on 3-pointers by guards Chris Jordan and Austin Autry.

Heath ended the first run with a three-pointer. With just more than 6 minutes remaining, Slaughter drew a foul and hit a free throw that started a 9-0 game-clinching run.

The victory improved SDSU head coach Steve Fisher's record to 12-3 in season-opening games.

SDSU	MP	FG	3FG	FT	R	F	A TO	B	S	TP
Heath	*34	6-15	3-8	8-9	5	0	3 4	0	1	23
Williams	*31	1-4	0-1	5-9	4	2	4 4	0	0	7
Sharper	*20	1-5	0-3	0-0	2	0	1 3	0	0	2
Davis	*32	5-6	0-0	3-4	3	1	0 0	3	0	13
Slaughter	*26	6-12	0-0	4-6	11	4	1 5	1	1	16
Hoerner	*3	0-0	0-0	0-0	0	2	0 0	0	0	0
Thomas	13	0-2	0-0	0-0	2	0	0 3	0	1	0
Spain	25	1-2	0-0	0-0	5	1	0 1	0	0	2
Camara	16	2-2	0-0	0-1	6	1	0 1	0	1	4
Team					6			1		
Totals	200	22-48	3-12	20-29	44	11	9 22	4	4	67

UAF	MP	FG	3FG	FT	R	F	A TO	B	S	TP
Osborne	*30	3-9	2-6	0-0	2	4	1 3	0	1	8
Bourne	*34	7-13	0-1	1-1	11	4	7 4	0	0	15
VonTellrop	*18	1-6	1-5	0-0	0	4	2 4	0	0	3
Barker	*25	1-6	1-4	0-0	3	5	1 2	0	2	3
Smith	*27	5-12	0-1	0-0	1	4	0 4	0	1	10
Titus	7	0-0	0-0	0-0	2	0	0 0	0	0	0
Miskovic	21	1-2	0-0	1-5	1	2	0 0	0	2	3
Jordan	26	3-8	1-4	1-2	2	2	1 1	2	1	8
Autry	12	2-5	1-2	0-0	1	0	0 0	0	0	5
Team					4					
Totals	200	23-61	6-22	3-8	27	25	12 18	2	7	55

Halftime: San Diego State 31, UAF 21. **FG %:** San Diego State 45.8, UAF 37.7. **3FG%:** UAF 27.3, San Diego State 25.0. **FT%:** San Diego State 69.0, UAF 37.5. **Officials:** Jim Stupin, Shawn Lehigh, Chuck Jannelli. **Technical:** None. **Attendance:** 3,229.



Game 2

Illinois-Chicago 66
San Diego State 63

Nov. 19, 2005 ♦ Fairbanks, Alaska
Carlson Center ♦ Att.: 1,941

FAIRBANKS, Alaska -- Othyus Jeffers scored 13 points including two field goals with the clock winding down as Illinois-Chicago defeated San Diego State 66-63 Saturday in the semifinals of the BP Top of the World Classic.

Jeffers pulled down nine rebounds and added two assists and two blocks to push Illinois-Chicago (2-0) into the championship game Sunday against the winner of Denver-Southern Mississippi.

The teams finished the first half tied 31-31. The second half featured eight lead changes and seven ties.

With about 12 minutes remaining, Jeffers pulled down an offensive rebound and scored to start a 10-2 run. The Flames took their biggest lead of the half, 54-48, with about eight minutes to go.

The Aztecs answered with their own 10-2 run and took a 58-56 lead with five minutes left but were limited to just two more field goals.

On a John Sharper 3-pointer, the Aztecs took their last lead, 61-60, with just over three minutes remaining. The Flames' Justin Bowen answered with a 12-foot jumper and Jeffers scored on a layup and a dunk off an inbound play.

Brandon Heath led San Diego State with 18 points and extended his double-digit scoring streak to 11 games. Kyle Spain added seven points and a season-best 10 rebounds in his first career start.

Aztec forward Marcus Slaughter fell one point shy of extending his 28-game double-digit scoring streak in the three point loss.

UIC	MP	FG	3FG	FT	R	F	A TO	B	S	TP
Smedley	*25	2-4	0-0	1-2	0	1	2 0	0	0	5
Jeffers	*37	5-9	0-0	3-6	9	1	2 6	2	1	13
Bush	*26	2-5	1-3	0-2	1	0	5 0	0	1	5
Bowen	*27	4-11	0-0	2-2	4	3	0 0	2	0	10
Zoric	*20	6-10	0-0	1-1	5	2	0 2	1	0	13
Mayo	*17	1-5	1-3	4-4	1	3	1 3	1	0	7
Stefanov	9	0-1	0-1	0-0	0	2	0 0	0	0	0
Bond	15	2-4	1-1	0-0	3	2	0 0	0	0	5
Ignjatovic	4	0-2	0-1	0-0	0	0	0 0	0	0	0
Poole	20	4-8	0-0	0-1	8	1	1 0	0	0	8
Team					5					
Totals	200	26-59	3-9	11-18	36	15	11 11	4	4	66

SDSU	MP	FG	3FG	FT	R	F	A TO	B	S	TP
Heath	*34	7-16	4-9	0-0	1	3	5 4	0	0	18
Williams	*26	3-6	0-1	1-1	2	1	1 2	0	2	7
Davis	*21	3-4	0-0	1-1	1	3	0 0	0	0	7
Spain	*32	3-6	0-0	1-3	10	2	2 3	0	1	7
Slaughter	*23	4-7	0-0	1-2	5	2	4 5	0	0	9
Hoerner	2	0-0	0-0	1-2	0	0	0 0	0	0	1
Sharper	29	3-9	2-7	0-0	0	2	1 0	0	0	8
Thomas	1	0-0	0-0	0-0	0	0	0 0	0	0	0
McGrath	11	0-1	0-0	2-4	2	3	1 0	0	0	2
Camara	21	2-4	0-0	0-0	7	3	0 1	1	1	4
Team					2					
Totals	200	25-53	6-17	7-13	30	19	14 15	1	4	63

Halftime: UIC 31, San Diego State 31. **FG %:** San Diego State 47.2, UIC 44.1. **3FG%:** San Diego State 35.3, UIC 33.3. **FT%:** UIC 61.1, San Diego State 53.8. **Officials:** Jim Stupin, Marc Terrazas, Ralph Schemel. **Technical:** None. **Attendance:** 1,941.



Game 3

San Diego State 79
Southern Mississippi 51

Nov. 20, 2005 ♦ Fairbanks, Alaska
Carlson Center ♦ Att.: 2,071

FAIRBANKS, Alaska -- Marcus Slaughter scored 18 points and San Diego State defeated Southern Miss 79-51 Sunday for third place in the BP Top of the World Classic. The 28-point road victory is the largest for an Aztec team since they beat U.S. International in 1985.

Southern Miss (1-2) jumped to a 7-0 lead. The Aztecs pulled ahead for the first time, 12-11, when Brandon Heath took a behind-the-back pass from Matt Thomas and scored on a layup with 13 minutes left in the first half. The assist was one of seven for Thomas, who set a career high in that category.

San Diego State took the lead for good, 31-30, with two minutes left in the first half on a basket by Slaughter and led 39-32, at intermission.

The Aztecs' lead was 13 with 15:52 remaining in the game when Southern Miss coach Larry Eustachy picked up his second technical foul and was ejected.

San Diego State shot 13-for-19 in the second half and hit 10-of-13 3-point attempts. The Aztecs' performance from beyond the arc was good enough to set a new school record, breaking the old record of 75 percent set against Texas Tech in 1988.

Heath finished with 16 points and John Sharper added 12 off the bench, hitting all four of his 3-point attempts.

With the victory, the Aztecs improved to 2-1 and matched their best record after three games in the past 11 seasons.

So. Miss.	MP	FG	3FG	FT	R	F	A TO	B	S	TP
Forte	*29	4-7	1-1	0-0	2	1	1 1	1	0	9
Ambres	*16	0-1	0-0	0-0	3	3	0 0	0	0	0
Beasley	*30	3-8	1-6	0-0	3	1	0 1	0	0	7
Lamonte	*25	4-5	0-1	2-4	3	1	3 4	0	0	10
Simpson	*7	0-1	0-0	0-0	0	3	1 1	1	0	0
Pelton	29	0-3	0-1	0-0	1	1	1 2	0	0	0
Hall	5	0-2	0-1	2-2	0	0	0 0	0	0	2
Visockis	13	1-1	0-0	1-2	2	0	0 1	0	0	3
Singleton	17	3-7	2-3	3-4	1	1	2 1	0	0	11
Cornwell	21	3-6	0-2	3-4	2	2	1 0	1	0	9
Craft	8	0-2	0-2	0-0	0	0	0 1	0	0	0
Team					6					
Totals	200	18-43	4-17	11-16	23	13	9 12	3	0	51

SDSU	MP	FG	3FG	FT	R	F	A TO	B	S	TP
Heath	*29	5-11	3-6	3-4	2	1	2 1	0	0	16
Williams	*16	1-2	1-1	0-0	1	2	3 4	0	2	3
Davis	*17	4-6	0-0	2-2	1	3	0 0	1	0	10
Spain	*25	4-4	1-1	2-5	3	2	0 0	0	3	11
Slaughter	*31	6-12	0-0	6-8	5	2	2 1	0	0	18
Hoerner	9	1-3	0-0	0-0	2	2	0 0	0	0	2
Sharper	13	4-4	4-4	0-0	0	1	0 0	0	0	12
Thomas	29	1-2	0-0	0-0	3	0	7 1	0	1	2
McGrath	9	1-1	1-1	0-0	1	1	0 0	0	0	3
Lamb	3	0-0	0-0	0-0	0	1	0 0	0	0	0
Camara	19	1-1	0-0	0-0	3	1	0 0	0	1	2
Team					1					
Totals	200	28-46	10-13	13-19	22	16	14 7	1	7	79

Halftime: SDSU 39, So. Miss 32. **FG %:** SDSU 60.9, So. Miss 41.9. **3FG%:** SDSU 76.9, So. Miss 23.5. **FT%:** So. Miss 68.8, SDSU 68.4. **Officials:** Shawn Lehigh, Marc Terrazas, Ralph Schemel. **Technical:** So. Miss - Team (2), SDSU - Slaughter. **Ejections:** So. Miss - Head Coach Lary Eustachy. **Attendance:** 2,071.

2005-06 Recaps



2006 NCAA TOURNAMENT ► 2006 MOUNTAIN WEST CHAMPIONS



Game 4

San Diego State 80
Albany 53

Nov. 26, 2005 ♦ San Diego, Calif.
Cox Arena ♦ Att.: 5,032

SAN DIEGO -- San Diego State forced 18 turnovers and held Albany to 34.7 percent shooting from the field as the Aztecs recorded an 80-53 victory in their home opener at Cox Arena.

SDSU trailed for just 10 seconds early in the game in posting a 25-point victory for a second consecutive game for the first time since 1981.

Forward Marcus Slaughter recorded his 14th career double-double with 16 points and a career-high tying 15 rebounds. Brandon Heath led five Aztec players in double figures with 20 points.

The America East preseason favorites led 7-6 with 14:09 to play in the first half. But Heath connected on consecutive treys just 42 seconds apart and SDSU closed the half with a 37-23 run to own a 13-point lead at intermission.

After exchanging three-point field goals to open the second half, the Aztecs scored eight straight points to build a 21-point advantage. San Diego State capped the run with consecutive dunks from Trimaime Davis, off an alley-oop pass from Richie Williams, and Slaughter. The Great Danes never got closer than 18 points the rest of the way.

Williams recorded career highs with 10 points and five assists. The point guard did not commit a turnover in 24 minutes of action.

Also reaching double figures for the Aztecs were John Sharper and Kyle Spain, each scoring 10 or more points for the second consecutive game.

San Diego State dominated the contest, owning a 15-0 advantage in fast break points and a 36-16 lead in points in the paint.

Albany	MP	FG	3FG	FT	R	F	A	TO	B	S	TP
Levine	*27	1-6	1-4	3-4	3	4	1	3	1	0	6
Wilson	*24	2-5	2-4	0-0	2	5	0	2	0	0	6
Zoellner	*35	6-10	0-0	1-4	10	4	0	1	1	0	13
Jordan	*21	0-4	0-0	0-0	2	2	0	1	0	0	0
Wilson	*34	3-14	0-4	2-2	4	3	6	6	0	0	8
Siggers	12	1-3	0-0	3-4	0	1	0	1	0	0	5
Johnson	1	0-0	0-0	1-2	0	0	0	0	0	0	1
Ilati	28	3-6	2-5	4-4	0	2	2	3	0	1	12
Knotts	2	0-0	0-0	0-0	0	0	0	0	0	0	0
Connelly	7	0-0	0-0	0-0	1	0	0	0	0	0	0
Graham	2	0-0	0-0	0-0	0	0	0	0	0	0	0
Covington	7	1-1	0-0	0-1	0	1	0	0	0	0	2
Team					7						
Totals	200	17-49	5-17	14-21	29	22	9	18	2	1	53

SDSU	MP	FG	3FG	FT	R	F	A	TO	B	S	TP
Spain	*27	5-8	0-2	0-4	4	1	1	0	0	1	10
Slaughter	*33	6-16	0-0	4-6	15	4	2	6	2	2	16
Davis	*29	2-5	0-0	2-3	4	3	4	2	1	0	6
Heath	*33	7-13	3-5	3-4	2	0	1	3	0	1	20
Williams	*24	2-3	1-2	5-7	2	2	5	0	0	2	10
Hoerner	10	2-3	0-0	0-0	1	1	0	1	2	0	4
Sharper	20	3-7	3-7	2-2	3	1	0	0	0	0	11
Thomas	14	0-2	0-1	0-0	2	2	1	1	0	0	0
McGrath	2	0-1	0-1	0-0	0	0	0	0	0	0	0
Lamb	2	1-1	0-0	0-0	0	2	0	0	1	0	2
Camara	6	0-1	0-0	1-2	1	4	0	0	0	0	1
Team					4				1		
Totals	200	28-60	7-18	17-28	38	20	14	14	6	7	80

Halftime: SDSU 43, UA 30. FG%: SDSU 46.7, UA 34.7. 3FG%: SDSU 38.9, UA 29.4. FT%: UA 66.7, SDSU 60.7. Officials: Mark Reischling, Kenneth Wilson, Brian Shelley. Technicals: None. Attendance: 5,302.



Game 5

San Diego 90
San Diego State 80

Nov. 30, 2005 ♦ San Diego, Calif.
Jenny Craig Pavilion ♦ Att.: 5,012

SAN DIEGO -- Ross DeRogatis scored 20 points, including a go-ahead three-pointer in the second half to lift the University of San Diego to a 90-80 victory over SDSU at Jenny Craig Pavilion.

The loss ended the Aztecs' three game winning streak against the Toreros, who connected on 11-of-21 shots from beyond the arc, including a 7-for-10 clip in the second half.

USD grabbed a 27-19 lead in the first half, before SDSU stormed back with 15 unanswered points and took a 38-35 lead into the half. The Aztecs, however, could not sustain the momentum in the second half as DeRogatis' trey put the Toreros ahead to stay 42-41 with 16:30 left.

SDSU kept it close, pulling to within 56-55 after Brandon Heath nailed a jumper with 9:50 remaining. USD then went on a 15-4 run over the next four minutes to build a 71-59 cushion.

The Aztecs never got closer than eight points the rest of the way and were denied a fourth straight victory in the crosstown rivalry.

Heath led all scorers with 24 points. Marcus Slaughter tallied 23, marking the 30th time in the last 31 games the junior forward has reached double figures.

John Sharper added 12 points off the bench, while Mohamed Camara had his first career double-double with 10 points and 10 rebounds.

Due to injury, Trimaime Davis missed his first game action since March 11, 2004, a span of 33 contests.

SDSU	MP	FG	3FG	FT	R	F	A	TO	B	S	TP
Spain	*29	4-10	0-0	1-2	8	2	0	3	0	0	9
Slaughter	*34	7-15	0-0	9-14	9	4	1	4	1	1	23
Camara	*30	4-6	0-0	2-6	10	4	1	1	3	1	10
Heath	*36	7-16	3-9	7-8	2	2	1	6	0	3	24
Williams	*26	0-7	0-1	0-0	1	3	6	1	0	4	0
Hoerner	5	0-1	0-0	0-2	2	2	0	0	1	0	0
Sharper	28	4-6	4-6	0-0	1	1	3	1	1	1	12
Thomas	9	1-1	0-0	0-0	1	1	0	1	0	0	2
McGrath	3	0-0	0-0	0-0	0	0	0	0	0	0	0
Team					5						
Totals	200	27-62	7-16	19-30	39	19	12	17	6	10	80

San Diego	MP	FG	3FG	FT	R	F	A	TO	B	S	TP
Pomare	*21	2-4	0-0	1-3	3	1	2	2	2	0	5
Belser	*29	7-11	3-4	1-2	12	4	1	1	1	0	18
Lewis	*28	6-11	1-2	3-3	3	4	4	3	1	0	16
DeRogatis	*30	6-9	6-8	2-2	4	2	4	2	0	0	20
Murdock	*23	4-5	1-1	0-0	1	2	2	3	0	1	9
Johnson	27	3-8	0-2	3-4	1	2	5	3	0	2	9
Brown	11	0-4	0-3	0-0	0	2	0	0	0	1	0
White	9	0-2	0-0	1-2	3	3	2	0	0	0	1
Cohen	22	4-7	0-1	4-5	4	3	1	1	0	0	12
Team					2						
Totals	200	32-61	11-21	15-21	33	23	21	15	4	4	90

Halftime: San Diego State 38, San Diego 30. FG%: San Diego 52.5, San Diego State 43.5. 3FG%: San Diego 52.4, San Diego State 43.8. FT%: San Diego 71.4, San Diego State 63.3. Officials: David Libbey, Rick Batsell, Deron White. Technicals: None. Attendance: 5,012.



Game 6

San Diego State 88
Point Loma Nazarene 77

Dec. 3, 2005 ♦ San Diego, Calif.
Cox Arena ♦ Att.: 3,649

SAN DIEGO -- Marcus Slaughter had 25 points and 14 rebounds to lead San Diego State to an 88-77 victory over Point Loma Nazarene Saturday night.

Brandon Heath had 20 points for San Diego State (4-2) and Kyle Spain added a career high 15 points and nine rebounds.

Heath scored 20 or more points for the fourth time this season and for the 25th time in his Aztec career.

Point Loma Nazarene (5-2) had a four-game winning streak snapped.

The Sea Lions jumped out to an 18-9 lead to start the game. They hit seven of their first eight 3-point attempts and trailed by just four, 46-42, at the half.

Matt Benson led Point Loma Nazarene with 21 points while John Clarke had 16 and Finis Jones 14.

The Aztecs held Sea Lion center Tim Kruge to just two points and three rebounds in 17 minutes of action. Kruge came into the game averaging a team-high 15.2 points per game and 7.5 rebounds a game.

Slaughter had several key baskets in the second half, including a three-point play with five minutes left that gave the Aztecs an 80-72 lead after Point Loma Nazarene had closed to within five at 77-72. He also recorded his third double-double of the season and the 15th of his career.

San Diego State won the rebounding battle 47-31 and connected on 24 of 26 free throws. The Aztecs also dominated the paint as they outscored the Sea Lions, 42-20.

It was the first meeting in 40 years between the two San Diego-area schools.

Point Loma	MP	FG	3FG	FT	R	F	A	TO	B	S	TP
Benson	*34	8-14	5-10	0-0	2	4	1	3	0	1	21
Kruege	*17	1-7	0-0	0-0	3	4	2	4	0	1	2
Lopez	*35	2-7	2-4	2-2	1	2	2	1	0	1	8
Sanderson	*27	1-4	1-1	4-4	3	3	3	6	0	2	7
Clarke	*36	6-14	2-4	2-2	10	2	3	1	1	2	16
Spencer	3	0-1	0-0	0-0	2	1	0	0	0	0	0
Jones	25	7-11	0-0	0-2	3	4	1	1	0	0	14
Ortiz	22	3-8	0-4	3-4	3	2	3	1	0	1	9
Wilcox	1	0-0	0-0	0-0	0	0	0	0	0	0	0
Team					4						
Totals	200	28-66	10-23	11-14	31	22	15	13	1	8	77

SDSU	MP	FG	3FG	FT	R	F	A	TO	B	S	TP
Spain	*27	6-9	0-0	3-3	9	2	0	3	2	1	15
Slaughter	*33	8-12	0-0	9-9	14	3	2	3	2	1	25
Camara	*15	2-9	0-0	1-1	8	2	0	1	0	1	5
Heath	*31	5-13	2-5	8-8	3	2	3	2	0	2	20
Williams	*22	2-2	0-0	0-0	2	0	4	2	0	0	4
Hoerner	11	1-3	0-0	2-2	4	1	0	2	0	0	4
Sharper	28	2-7	2-5	0-0	2	3	1	1	0	2	6
Thomas	18	4-9	0-0	1-3	2	1	0	1	0	0	9
McGrath	15	0-3	0-1	0-0	1	1	3	0	0	1	0
Team					2						
Totals	200	30-67	4-11	24-26	47	15	13	15	4	8	88

Halftime: SDSU 46, PLNU 42. FG%: SDSU 44.8, PLNU 42.4. 3FG%: PLNU 43.5, SDSU 36.4. FT%: SDSU 92.3, PLNU 78.6. Officials: Lonnie Dixon, Ronnie Hernandez, Roosevelt Brown. Technicals: None. Attendance: 3,649.

2005-06 Recaps



2006 NCAA TOURNAMENT ▶ 2006 MOUNTAIN WEST CHAMPIONS

2005-06 RECAPS ◀ REVIEW



Game 7

California 82
San Diego State 64
Dec. 6, 2005 ♦ Berkeley, Calif.
Haas Pavilion ♦ Att.: 8,679

BERKELEY, Calif. -- California connected on 10-of-18 three-point attempts, shot 50.9 percent from the field and forced 20 turnovers in an 82-64 victory over San Diego State at Haas Pavilion.

The Aztecs played well early, rallying from a seven-point deficit to lead by as many as four points. Junior forward Marcus Slaughter scored eight consecutive points during an 8-0 San Diego State run that gave the Aztecs their first lead 12-11.

Senior guard John Sharper scored five straight SDSU points and freshman forward Kyle Spain connected on a three to give SDSU its biggest advantage, 20-16 with 9:26 to play in the first half.

Turnovers plagued the Aztecs, as San Diego State committed 12 turnovers in a 10:44 stretch during which the Bears made a 28-10 run to take control of the game. Included in that stretch were turnovers on the Aztecs' first seven possessions of the second half.

Slaughter recorded his third double-double in his last four games, the fourth of the season and the 16th of his career with a team-high 22 points and a game-high 13 rebounds.

Sharper tied a career-high with 15 points, connecting on three three-point field goals in 23 minutes of action. It marked the fourth time the senior reached double-figures in his last five games.

Senior guard Brandon Heath scored eight points, snapping his string of consecutive double-figure scoring games at 15, one short of his career best.

SDSU	MP	FG	3FG	FT	R	F	A TO	B	S	TP
Spain	*31	2-8	1-3	4-4	6	3	2 4	0	0	9
Slaughter	*34	8-14	0-0	6-7	13	4	1 2	0	0	22
Camara	*29	3-5	0-0	0-0	4	2	0 1	1	3	6
Heath	*27	3-8	2-4	0-0	1	0	1 9	0	1	8
Williams	*25	0-1	0-0	0-0	3	2	5 2	0	2	0
Hoerner	2	0-0	0-0	0-0	1	0	1 1	1	0	0
Sharper	23	5-11	3-8	2-4	1	3	1 0	0	0	15
Thomas	17	1-5	0-0	2-2	1	0	2 0	0	0	4
Team					0			1		
Totals	200	22-53	6-16	14-17	30	16	13 20	2	6	64

California	MP	FG	3FG	FT	R	F	A TO	B	S	TP
Wilkes	*25	3-7	2-2	0-0	1	1	1 2	0	1	8
Powe	*36	9-14	1-1	3-6	8	3	3 2	0	1	22
Hardin	*20	3-6	0-0	0-0	6	3	1 2	2	0	6
Ubaka	*36	5-11	3-0	0-0	5	3	5 2	0	1	13
Midgley	*34	5-9	4-5	3-3	1	2	5 0	0	2	17
Benson	13	3-3	0-0	2-2	2	2	0 1	1	0	8
Panawek	1	0-1	0-1	0-0	0	0	0 0	0	0	0
Viermeisel	2	0-0	0-0	0-0	0	0	0 0	0	0	0
Smith	19	0-2	0-0	2-2	3	2	1 3	0	1	2
Robertson	11	0-3	0-2	4-4	1	1	1 0	0	1	4
Pribble	2	0-0	0-0	0-0	1	0	1 0	0	0	0
Kovacevic	1	1-1	0-0	0-1	1	1	0 0	0	0	2
Team					1			1		
Totals	200	29-57	10-18	14-18	30	18	18 13	3	7	82

Halftime: California 42, San Diego State 32. **FG%:** California 50.9, San Diego State 41.5. **3FG%:** California 55.6, San Diego State 37.5. **FT%:** San Diego State 82.4, California 77.8. **Officials:** Randy McCall, Mike Littlewood, Michael Irving. **Attendance:** 8,679.



Game 8

Washington State 60
San Diego State 49
Dec. 10, 2005 ♦ San Diego, Calif.
Cox Arena ♦ Att.: 6,406

SAN DIEGO -- Washington State held San Diego State without a field goal for a 16 minute stretch during the second half and went on to post a 60-49 victory in the second game of the second annual San Diego SLAM.

The Aztecs led by six points at intermission and built the lead to seven points at the 15 minute mark of the second half, before going cold.

Despite missing 23 consecutive field goal attempts, SDSU remained in striking distance with a free throw to cut into a three-point deficit with 2:46 to play. The Aztecs missed the free throw, and the Cougars scored the next 10 points to put the game away.

Marcus Slaughter recorded his 17th career double-double with a game-high 26 points and a career-best 17 rebounds. He now has career long streaks with three straight double-doubles and four consecutive games with at least 20 points.

San Diego State held an advantage on the glass (39-36), including a 16-8 edge in offensive rebounding and enjoyed a 19-10 scoring advantage from the free throw line. However, the Aztecs could not overcome their worst shooting performance in 32 years.

SDSU connected on 14-of-53 from the floor, for 26.4 percent. That was the worst shooting night for an Aztec squad since Dec. 7, 1973, when SDSU shot an identical 26.4 percent from the floor in a 92-57 loss to Oklahoma.

Washington State's Robbie Cowgill earned game most valuable player honors with 12 points and seven rebounds.

Wash. St.	MP	FG	3FG	FT	R	F	A TO	B	S	TP
Weaver	*30	1-8	0-0	1-2	4	1	6 1	0	1	3
Cowgill	*20	6-11	0-0	0-0	7	5	1 2	0	0	12
Henry	*13	0-1	0-0	0-0	2	1	0 2	0	0	0
Low	*32	4-7	0-1	3-4	4	2	2 1	0	2	11
Green	*32	1-5	0-1	4-4	8	3	2 2	0	4	6
Akognon	18	3-6	2-4	0-0	2	4	3 0	0	0	8
Baynes	26	4-10	0-0	0-0	4	2	0 1	5	1	8
Chavers	5	1-3	0-0	0-0	0	0	0 0	0	0	2
Clark	9	0-0	0-0	0-1	0	1	2 1	1	0	0
Forrest	15	4-4	0-0	2-2	2	3	0 2	2	2	10
Team					3					
Totals	200	24-55	2-6	10-13	36	22	16 12	8	8	60

SDSU	MP	FG	3FG	FT	R	F	A TO	B	S	TP
Spain	*27	3-10	0-1	0-2	8	2	2 0	1	2	6
Slaughter	*39	7-15	0-0	12-15	17	2	1 4	1	0	26
Camara	*22	0-0	0-0	0-0	1	2	0 2	1	0	0
Heath	*32	1-13	0-6	0-0	3	2	2 0	0	2	2
Williams	*24	1-5	0-2	4-5	1	3	3 4	0	0	6
Sharper	20	2-8	2-8	1-2	2	3	0 1	0	0	7
Thomas	10	0-2	0-0	0-0	1	0	0 1	0	1	0
McGrath	13	0-0	0-0	2-3	4	0	0 1	0	0	2
Lamb	13	0-0	0-0	0-0	0	2	0 1	1	1	0
Team					2					
Totals	200	14-53	2-17	19-27	39	16	8 16	4	4	49

Halftime: San Diego State 27, Washington State 21. **FG%:** Washington State 43.6, San Diego State 26.4. **3FG%:** Washington State 33.3, San Diego State 11.8. **FT%:** Washington State 76.9, San Diego State 70.4. **Officials:** Randy McCall, Bob Staffen, Mark Reischling. **Attendance:** 6,406.



Game 9

San Diego State 66
UC Santa Barbara 54
Dec. 17, 2005 ♦ San Diego, Calif.
Cox Arena ♦ Att.: 4,965

SAN DIEGO -- San Diego State broke its two-game losing streak with a 66-54 victory over long-time rival UC Santa Barbara despite losing Marcus Slaughter due to injury in the first half.

Slaughter, the Mountain West Conference preseason player of the year, sprained his left knee while going for a rebound just eight minutes into the game. He left the game and did not return.

The Aztecs led wire-to-wire and went into half-time leading the Gauchos, 28-18. The 18 points allowed by San Diego State was its lowest point total allowed after one half this season and was the lowest since the 2003 season.

With the loss of Slaughter, freshman Kyle Spain elevated his game en route to a career-high 17 points, seven rebounds and five steals. Classmate Brett Hoerner turned in a nice performance with a career-high nine points in a season-high 14 minutes.

The Aztec frontcourt carried SDSU to victory as it scored 44 of the team's 66 points on 20-of-29 shooting.

The game also marked the return of senior team captain Trimaine Davis who had missed the last four games due to arthroscopic knee surgery. The forward contributed six points and three rebounds in 25 minutes of action.

San Diego State outshot the Gauchos from the field (48.1 percent to 40.7 percent) and improved to 15-2 since the beginning of the 2003-04 season when having a higher field goal percentage than its opponent.

UCSB	MP	FG	3FG	FT	R	F	A TO	B	S	TP
Devine	*25	1-6	0-0	0-0	5	4	1 4	0	1	2
Goettsche	*27	4-8	0-0	1-6	7	0	0 1	2	0	9
Brown	*35	4-14	1-7	3-5	4	2	3 2	0	0	12
Davis	*18	0-3	0-1	0-0	1	0	2 1	1	1	0
Harris	*28	3-9	1-4	1-1	5	2	5 4	0	4	8
Hurdle	5	1-1	0-0	0-0	0	1	1 0	0	0	2
Rasp	20	4-4	3-3	0-0	1	1	0 2	5	1	11
See	15	2-2	0-0	0-0	1	1	1 0	0	0	4
Garlepp	12	2-3	0-1	0-0	4	4	0 2	1	0	4
Moore	7	1-3	0-0	0-0	1	0	0 0	2	0	2
Turner	8	0-1	0-0	0-0	2	1	0 3	0	0	0
Team					2					
Totals	200	22-54	5-16	5-12	33	16	13 19	4	2	54

SDSU	MP	FG	3FG	FT	R	F	A TO	B	S	TP
Spain	*30	8-10	0-1	1-3	7	1	2 3	0	5	17
Slaughter	*8	1-5	0-0	0-0	3	0	0 0	0	0	2
Camara	*31	5-6	0-0	0-1	9	3	0 1	2	0	10
Heath	*30	4-13	2-6	5-6	4	2	4 4	0	1	15
Williams	*20	0-2	0-0	1-2	1	1	0 3	0	0	1
Hoerner	14	3-4	0-0	3-5	1	1	1 1	0	2	9
Sharper	29	2-9	2-8	0-0	1	0	1 0	0	0	6
Davis	25	3-4	0-0	0-3	2	3	0 1	1	0	6
Thomas	6	0-0	0-0	0-0	0	0	0 0	2	0	0
McGrath	6	0-1	0-0	0-0	0	0	0 1	0	0	0
Lamb	1	0-0	0-0	0-0	0	1	0 0	0	0	0
Team					5					
Totals	200	26-54	4-15	10-20	33	12	8 14	5	8	66

Halftime: San Diego State 28, UCSB 18. **FG%:** San Diego State 48.1, UCSB 40.7. **3FG%:** UCSB 31.3, San Diego State 26.7. **FT%:** San Diego State 50.0, UCSB 41.7. **Officials:** Randy McCall, Mike Scyphers, Shawn Lehig. **Attendance:** 4,965.



Game 10

San Diego State 58
UMBC 45

Dec. 20, 2005 ♦ San Diego, Calif.
Cox Arena ♦ Att.: 3,821

SAN DIEGO -- San Diego State limited Maryland-Baltimore County to 31.7 percent field goal shooting, including 15.8 percent from three-point range, as the Aztecs cruised to a 58-45 victory at Cox Arena.

San Diego State held UMBC to just eight first-half field goals in building a 36-17 advantage at intermission. The 19-point halftime lead was the biggest for SDSU since Nov. 21, 2003.

Freshman forward Kyle Spain tallied a team-high 16 points and added nine rebounds. It marked the fifth double-digit scoring game for the true freshman and SDSU improved to 5-0 in those games.

Senior guard John Sharper came off the bench and added 12 points on the strength of four three-point field goals. It marked the ninth consecutive game in which he has connected on multiple treys.

Junior guard Brandon Heath added 11 points, four rebounds and three assists while senior center Mohamed Camara had four points and a game-high 10 rebounds.

UMBC led 7-6 with 14:07 to play in the first half before the Aztecs scored 11 straight points to take control of the game. San Diego State outscored the Retrievers 30-10 in the final 14 minutes of the first half.

San Diego State played without junior forward Marcus Slaughter. The MWC preseason player of the year suffered a sprained MCL in the previous game and is expected to miss 3-4 weeks.

UMBC	MP	FG	3FG	FT	R	F	A	T	O	B	S	TP
Dinkins	*33	7-14	1-1	2-2	4	4	0	2	0	1	17	
Zito	*34	5-12	1-4	1-7	8	4	2	2	1	0	12	
Housman	*30	4-7	0-0	0-0	4	3	0	0	0	6	8	
Pugh	*34	2-10	0-3	0-0	5	2	5	4	2	4	4	
Hodges	*20	0-9	0-6	0-0	1	2	0	1	0	0	0	
Greene	28	1-5	1-5	0-0	3	0	4	1	0	2	3	
Bilal	6	0-1	0-0	0-0	0	1	0	2	0	1	0	
Young	11	0-2	0-0	1-2	1	2	0	1	0	0	1	
Timba	4	0-0	0-0	0-0	0	0	0	0	0	0	0	
Team					3							
Totals	200	19-60	3-19	4-11	29	18	11	13	3	14	45	

SDSU	MP	FG	3FG	FT	R	F	A	T	O	B	S	TP
Davis	*28	3-4	0-0	2-2	6	3	0	0	1	0	8	
Spain	*26	5-12	1-1	5-6	9	0	1	2	0	2	16	
Camara	*26	2-2	0-0	0-5	10	2	1	1	2	0	4	
Heath	*33	4-11	0-3	3-4	4	2	3	6	0	1	11	
Thomas	*26	0-1	0-0	2-4	3	1	4	5	0	3	2	
Hoerner	14	0-0	0-0	0-0	1	2	0	2	0	0	0	
Williams	10	1-3	1-2	0-0	1	1	1	3	0	0	3	
Sharper	26	4-8	4-8	0-0	1	0	0	3	0	0	12	
McGrath	11	1-3	0-2	0-0	5	2	0	2	0	1	2	
Team					3							
Totals	200	20-44	6-16	12-21	43	13	10	24	3	7	58	

Halftime: San Diego State 36, Maryland-Baltimore County 17. **FG%:** San Diego State 45.5, Maryland-Baltimore County 31.7. **3FG%:** San Diego State 37.5, Maryland-Baltimore County 15.8. **FT%:** San Diego State 57.1, Maryland-Baltimore County 36.4. **Officials:** Tim Gabutero, Mike Reed, Martin Cota. **Attendance:** 3,821.



Game 11

Providence 80
San Diego State 65

Dec. 27, 2005 ♦ Providence, R.I.
Dunkin' Donut Center ♦ Att.: 7,183

PROVIDENCE, R.I. -- San Diego State connected on eight of its first 10 attempts from the field but was unable to hold onto a 13-point first half advantage as Providence claimed an 80-65 victory at the Dunkin' Donut Center on Dec. 27.

The Aztecs connected on just 14-of-48 (29.2 percent) shots from the field after the blistering start and the Friars owned a 49-32 rebound advantage in the contest.

San Diego State connected on 7-of-14 three-point field goal attempts in the first half, and made six treys in the first 10:09 of the game. Junior guard Brandon Heath connected on his fourth three-point field goal in the game at the 10:08 mark to give SDSU its biggest lead at 25-12.

The Friars responded by scoring the next nine points and later took their first lead of the game on a pair of Jonathan Kale free throws with 1:50 remaining in the first half.

The Friars led 56-50 with 11:54 to play, but Providence used a 10-0 run over the next 3:54 to put the game out of reach.

Heath scored 22 points and had a season-high four three-point field goals. It marked the fifth time this season and the 26th time in his career he has scored 20 or more points in a game.

Junior forward Mohamed Abukar made his long-awaited debut in an Aztec uniform. The Florida transfer, who had to sit out the first semester due to NCAA transfer rules, came off the bench to score 10 points and add a team-high three assists.

SDSU	MP	FG	3FG	FT	R	F	A	T	O	B	S	TP
Davis	*22	1-5	0-0	2-2	4	2	0	0	4	0	4	
Spain	*32	6-10	3-4	3-6	8	4	1	2	1	1	18	
Camara	*24	0-4	0-0	1-8	9	4	1	0	3	0	1	
Heath	*35	7-15	4-8	4-4	2	2	2	5	0	2	22	
Williams	*24	1-5	0-2	0-0	4	4	0	2	1	0	2	
Hoerner	5	1-2	0-0	1-0	0	2	0	0	0	0	2	
Sharper	20	2-7	2-7	0-0	2	1	3	0	0	0	6	
Thomas	9	0-0	0-0	0-0	0	3	2	2	0	1	0	
Abukar	29	4-10	0-0	2-4	2	2	3	3	0	3	10	
Team					1							
Totals	200	22-58	9-21	12-25	32	24	12	14	9	7	65	

Providence	MP	FG	3FG	FT	R	F	A	T	O	B	S	TP
McDermott	*33	4-9	1-1	6-6	13	4	2	3	1	2	15	
Burch	*22	0-2	0-0	0-0	5	2	1	1	0	0	0	
Hanke	*17	2-3	0-0	0-0	4	3	0	1	1	0	4	
McGrath	*31	5-16	3-10	2-2	0	1	5	0	0	3	15	
Curry	*32	5-16	1-4	2-2	5	2	2	1	0	1	13	
Efejuku	23	2-5	0-11	0-14	3	3	0	4	0	0	14	
Hill	16	1-1	0-0	2-2	4	2	0	0	5	0	4	
Kale	26	5-8	0-0	5-9	12	2	0	3	2	1	15	
Team					3							
Totals	200	24-60	5-16	27-35	49	19	10	13	9	7	80	

Halftime: Providence 36, San Diego State 34. **FG%:** Providence 40.0, San Diego State 37.9. **3FG%:** San Diego State 42.9, Providence 31.3. **FT%:** Providence 77.1, San Diego State 48.0. **Officials:** David Hull, Randy McCall, Larry Spaulding. **Attendance:** 7,183.



Game 12

San Diego State 84
Loyola Marymount 68

Dec. 31, 2005 ♦ San Diego, Calif.
Cox Arena ♦ Att.: 3,168

SAN DIEGO -- Aztec freshman Richie Williams recorded career highs with 16 points, seven rebounds, six assists and five steals and junior Brandon Heath added a season-high 25 points as San Diego State cruised to an 84-68 victory over Loyola Marymount at Cox Arena on Dec. 31.

San Diego State scored 84 points, its second highest scoring output of the season and shot 53.1 percent from the field, its highest percentage since Nov. 20. The Aztecs also tied a season-best by making 10 three-point field goals in their final tune-up before conference play starts.

Heath led five Aztec players in double figures and crossed the 20-point plateau for the 27th time in his career. Williams set or tied career highs in five categories and was joined in double figures by John Sharper (11), Mohamed Abukar (10) and Trimaïne Davis (10).

The Lions built an early lead, owning a 16-9 advantage with 14:15 to play in the first half. The Aztecs used an 18-2 run to take a double-digit lead and Loyola Marymount got no closer than five points the rest of the way.

The Aztec starting backcourt made three three-point field goals during the run, two by Heath and one by Williams, as the Aztecs recorded their seventh victory by at least 11 points this season.

San Diego State outrebounded the Lions 42-25. It marked the seventh time this season that SDSU has owned a rebound advantage and the Aztecs have been outboarded just once in the last nine games.

LMU	MP	FG	3FG	FT	R	F	A	T	O	B	S	TP
Knight	*28	3-8	0-0	1-3	2	1	0	3	1	0	7	
Ayer	*23	2-4	0-0	5-7	5	5	1	3	1	0	9	
Worthy	*24	2-6	0-1	4-4	4	5	1	3	0	1	8	
Wardrop	*38	7-14	4-8	1-1	1	2	6	3	0	3	19	
Ziri	*37	6-12	1-5	1-2	7	1	2	3	0	3	14	
Montgomery	19	0-5	0-3	0-0	0	3	3	1	0	1	0	
Haywood	20	2-5	0-0	3-4	2	4	1	4	0	0	7	
Brown	11	2-4	0-0	0-0	2	4	0	0	0	0	4	
Team					2							
Totals	200	24-58	5-17	15-21	25	25	14	20	2	8	68	

SDSU	MP	FG	3FG	FT	R	F	A	T	O	B	S	TP
Spain	*29	1-5	0-1	7-8	5	3	1	4	2	1	9	
Abukar	*34	2-8	0-1	6-10	7	3	2	4	1	1	10	
Camara	*14	1-2	0-0	0-2	5	2	1	1	1	0	2	
Heath	*37	8-16	5-9	4-4	4	2	3	6	0	3	25	
Williams	*38	5-6	2-3	4-5	7	1	6	4	0	5	16	
Hoerner	7	0-0	0-0	1-2	1	1	0	0	0	0	1	
Sharper	16	4-6	3-4	0-0	1	0	1	1	0	0	11	
Davis	23	5-5	0-0	0-2	8	5	0	3	2	0	10	
Thomas	2	0-1	0-0	0-0	0	0	0	0	0	0	0	
Team					4							
Totals	200	26-49	10-18	22-33	42	17	14	23	6	10	84	

Halftime: San Diego State 42, Loyola Marymount 30. **FG%:** San Diego State 53.1, Loyola Marymount 41.4. **3FG%:** San Diego State 55.6, Loyola Marymount 29.4. **FT%:** Loyola Marymount 71.4, San Diego State 66.7. **Officials:** Frank Harvey, Jim Stupin, Mike Seyphers. **Attendance:** 3,168.

2005-06 Recaps



2006 NCAA TOURNAMENT ► 2006 MOUNTAIN WEST CHAMPIONS

2005-06 RECAPS ◀ REVIEW



Game 13

San Diego State 83
Colorado State 75

January 4, 2006 ♦ San Diego, Calif.
Cox Arena ♦ Att.: 2,532

SAN DIEGO -- San Diego State junior Mohamed Abukar tied a career high with 22 points, matching teammate Brandon Heath, as the Aztecs opened Mountain West Conference play with a victory for the fourth straight season, defeating Colorado State, 83-75, at Cox Arena.

Abukar, playing in just his third game as an Aztec after transferring from Florida and sitting out for a year, connected on 10-of-12 attempts from the field. He helped lead San Diego State to 52.6 percent shooting from the field, its second consecutive game above 50 percent.

Junior forward Marcus Slaughter, who had missed the previous three games due to a second degree MCL injury to his left knee, returned to the starting lineup, scoring six points and adding a game-high 11 rebounds and a career-high six assists in 26 minutes of action.

Freshman forward Kyle Spain also returned to double figures for the fifth time in six games, with 13 points and five rebounds.

San Diego State took the lead on a Kyle Spain jumper at the 17:43 mark of the first half and never relinquished it. The Aztecs led by as many as 17 points in the second half, but a frantic Colorado State rally pulled the Rams to within one point, 73-72, with 2:46 to play.

Slaughter made two free throws the next time down court, followed by an Abukar jumper to give SDSU a five-point lead. Freshman Richie Williams and Heath teamed to make six consecutive free throws in the final 44 seconds to secure the victory for SDSU.

CSU	MP	FG	3FG	FT	R	F	A TO	B	S	TP
Robinson	*9	1-2	0-0	0-0	1	0	1 1	1	0	2
Smith	*21	4-6	0-0	2-2	5	5	3 3	2	0	10
Harrison	*25	9-14	0-0	3-3	4	4	1 2	0	1	21
Lewis	*34	4-11	2-3	1-2	4	2	6 3	0	3	11
Gilling	*17	1-6	1-5	0-0	0	2	1 0	0	1	3
S. Morris	23	5-12	3-8	0-0	2	2	1 0	0	3	13
Harris	7	1-1	1-1	0-0	0	0	2 2	0	0	3
Patterson	7	0-2	0-2	0-0	0	0	0 0	0	1	0
Creason	31	4-5	0-0	2-2	3	1	7 0	1	1	10
M. Morris	26	1-3	0-1	0-0	8	1	4 0	0	0	2
Team										
Totals	200	30-62	7-20	8-9	27	17	20 18	3	10	75

SDSU	MP	FG	3FG	FT	R	F	A TO	B	S	TP
Spain	*29	6-10	0-0	1-1	5	2	1 4	0	3	13
Abukar	*33	10-12	0-1	2-2	1	3	1 3	0	1	22
Slaughter	*26	1-7	0-0	4-5	11	5	6 1	2	1	6
Heath	*35	7-15	4-7	4-5	1	1	1 1	0	1	22
Williams	*33	1-5	0-4	6-6	2	2	6 5	0	3	8
Sharper	20	2-4	2-4	0-0	0	2	1 1	0	0	6
Davis	8	3-3	0-0	0-0	2	0	0 0	0	0	6
Thomas	3	0-0	0-0	0-0	0	0	1 0	0	0	0
Camara	13	0-1	0-0	0-0	6	1	0 1	0	1	0
Team										
Totals	200	30-57	6-16	17-19	31	16	16 18	2	10	83

Halftime: San Diego State 37, CSU 32. FG%: San Diego State 52.6, CSU 48.4. 3FG%: San Diego State 37.5, CSU 35.0. FT%: San Diego State 89.5, CSU 88.9. Officials: Terry Christman, Kelly Self, John Higgins. Attendance: 2,532.



Game 14

Air Force 65
San Diego State 62

January 7, 2006 ♦ USAFA, Colo.
Clune Arena ♦ Att.: 5,213

USAFA, Colo. -- Air Force connected on half of its 26 three-point field goal attempts to win for the 35th time in its last 36 home games, holding off San Diego State, 65-62.

The Aztecs, playing with MWC preseason player of the year Marcus Slaughter (recovering from a second-degree MCL injury to his left knee) and MWC preseason newcomer of the year Mohamed Abukar (102 degree temperature) at less than 100 percent, took Air Force to the games' final possession before the Falcons were able to win for the 35th time in 36 home games.

San Diego State led 21-13 with 9:08 to play in the first half, before the Academy ended the half on a 21-2 run, to take a 34-23 lead into intermission.

After the Falcons scored the first basket of the second half, SDSU responded with a 22-8 spurt to regain the lead. Neither team led by more than six points the rest of the way.

Air Force led by six points with less than a minute left when Brandon Heath stole the ball and scored on a layup to cut the deficit to four points. Following a Falcon missed free throw, Abukar made a pair of free throws to cut the Air Force lead to two points with 21 seconds remaining.

Dan Nwaelele made a pair of free throws to push the advantage to four points before a Richie Williams trey cut the deficit to one point with six seconds left.

Matt McCraw made two free throws for the Academy to put the lead at three with four seconds left and secured the victory for Air Force by stealing in the inbound pass.

Heath led all scorers with 21 points on 5-of-7 shooting from three-point range. Slaughter added 10 points and nine rebounds.

SDSU	MP	FG	3FG	FT	R	F	A TO	B	S	TP
Spain	*25	4-8	0-1	1-2	5	2	0 0	0	0	9
Abukar	*13	3-4	0-0	2-2	4	1	0 2	0	0	8
Slaughter	*38	4-5	0-0	2-3	9	3	3 2	3	0	10
Heath	*39	8-13	5-7	0-0	2	1	2 4	0	1	21
Williams	*32	3-8	1-4	0-0	3	0	6 3	0	0	7
Sharper	24	1-4	1-2	0-0	0	4	2 1	0	1	3
Davis	20	2-2	0-0	0-0	2	0	0 1	0	0	4
Thomas	2	0-0	0-0	0-0	0	0	0 0	0	0	0
Camara	1	0-0	0-0	0-0	1	0	0 1	0	0	0
Team										
Totals	200	25-44	7-14	5-7	27	11	13 15	3	2	62

Air Force	MP	FG	3FG	FT	R	F	A TO	B	S	TP
Burtschi	*39	5-10	1-5	1-2	6	1	5 2	1	2	12
Nwaelele	*40	6-9	5-6	3-4	1	1	4 0	0	0	20
Frye	*10	1-2	0-0	0-0	1	4	0 3	0	0	2
McCraw	*40	6-8	5-7	2-2	3	0	2 0	1	2	19
Hood	*40	2-11	0-3	2-2	3	0	4 1	0	3	6
Anderson	30	2-5	2-5	0-0	1	4	0 2	1	1	6
Holum	1	0-0	0-0	0-0	0	0	1 0	0	0	0
Team										
Totals	200	22-45	13-26	8-10	17	10	16 8	3	8	65

Halftime: AFA 34, SDSU 23. FG%: SDSU 56.8, AFA 48.9. 3FG%: AFA 50.0, SDSU 50.0. FT%: AFA 80.0, SDSU 71.4. Officials: Bill Gracey, Bill Kennedy, Eric Curry. Attendance: 5,213.



Game 15

San Diego State 72
Utah 67

Jan. 14, 2006 ♦ Salt Lake City, Utah
Huntsman Center ♦ Att.: 9,816

SALT LAKE CITY -- San Diego State used a 35-25 rebound advantage to end a 22-game losing streak at Utah with a 72-67 victory at the Huntsman Center.

The victory snapped a six-game losing streak to the Utes, a 22-game losing streak at the Huntsman Center and a 23-game losing streak to Utah in Salt Lake City.

It was the Aztecs second ever win at Utah and first since 1982.

Utah jumped up early and led 23-10 with 6:33 to play in the first half. The Aztecs started to chip away at the advantage and cut the deficit to two points on a Brandon Heath 30-foot jumper at the buzzer.

The Utes pushed the lead back to seven points early in the second half before the Aztecs used a 20-6 run to take the lead for good. Heath scored 13 of his game high 21 points during the spurt.

Heath, who reached the 20-point plateau for a career-best fifth straight game, added season bests in assists (eight) and rebounds (six).

Utah pulled back to within one point, 67-66, with 2:59 to play. After the teams traded turnovers, SDSU got an offensive rebound from Mohamed Camara who found John Sharper for a wide-open three-pointer to give SDSU a 70-66 lead.

Utah had three three-point attempts to tie the game in the final 21 seconds but were unable to score.

Junior forward Mohamed Abukar scored 16 points and added seven rebounds, while junior forward Marcus Slaughter overcame foul trouble to contribute 14 points.

SDSU	MP	FG	3FG	FT	R	F	A TO	B	S	TP
Spain	*30	2-8	0-1	0-1	7	5	0 2	0	1	4
Abukar	*33	7-12	1-1	1-2	7	3	1 5	1	1	16
Slaughter	*25	2-2	0-0	10-12	1	5	0 3	0	0	14
Heath	*38	8-17	4-9	1-2	6	1	8 3	1	3	21
Williams	*17	1-1	0-0	2-3	2	4	0 3	0	1	4
Sharper	29	3-6	3-4	0-0	2	0	1 0	0	1	9
Davis	6	0-1	0-0	0-0	1	1	0 0	1	0	0
Thomas	1	0-0	0-0	0-0	0	0	0 0	0	0	0
McGrath	3	0-1	0-1	0-0	0	0	0 0	0	0	0
Camara	18	2-2	0-0	0-0	5	3	1 1	0	1	4
Team										
Totals	200	25-50	8-16	14-20	35	22	11 19	3	8	72

Utah	MP	FG	3FG	FT	R	F	A TO	B	S	TP
Markson	*29	4-5	1-1	3-3	4	3	1 2	1	1	12
Green	*27	2-9	1-7	0-0	3	4	1 4	1	1	5
Jackson	*17	2-4	0-0	2-5	3	3	1 2	0	1	6
Bryant	*36	7-11	2-6	1-2	2	2	3 2	0	1	17
Grant	*26	1-6	0-1	1-2	3	1	5 0	0	1	3
Borha	8	0-1	0-0	0-1	1	1	1 0	0	0	0
Johns	22	3-6	2-5	1-2	2	3	0 0	0	0	9
Nevill	21	3-4	0-0	3-5	3	3	1 2	2	0	9
Langvad	14	2-4	0-1	2-2	1	1	1 1	0	0	6
Team										
Totals	200	24-50	6-21	13-22	25	21	14 13	4	5	67

Halftime: Utah 34, SDSU 32. FG%: SDSU 50.0, Utah 48.0. 3FG%: SDSU 50.0, Utah 28.6. FT%: SDSU 70.0, Utah 59.1. Officials: Robert Saffen, Mike Scyphers, Mike Littlewood. Attendance: 9,816.

2005-06 Recaps



2006 NCAA TOURNAMENT ► 2006 MOUNTAIN WEST CHAMPIONS



Game 16

San Diego State 83
UNLV 67

Jan. 14, 2006 ♦ San Diego, Calif.
Cox Arena ♦ Att.: 6,288

SAN DIEGO -- Marcus Slaughter became the first Aztec player to record 20 rebounds in 22 years as San Diego State defeated UNLV 83-67 at Cox Arena on Jan. 14.

Slaughter pulled down a Cox Arena-record 20 boards to go along with an arena-record tying five blocked shots and 20 points as the Aztecs overcame a six-point halftime deficit to win for the sixth time in eight outings.

San Diego State shot just 39.7 percent from the field, but owned a 42-37 rebound advantage, a plus three turnover margin and outscored the Rebels 31-6 at the free throw line.

The Aztecs trailed 38-32 at intermission, but used a 21-7 run to open the second half to take control of the game.

Brandon Heath, who scored nine points during the critical spurt to begin the second half, scored 17 points, while adding five assists and four rebounds. John Sharper came off the bench to score 11 points, on the strength of 3-of-6 shooting from three-point range and Kyle Spain added 10 points.


The victory gave SDSU a win over the Rebels for the third straight season and the 16-point margin of victory was the third largest margin of victory in a Mountain West Conference game and the largest since 2001.

UNLV shot 55.2 percent in the first half, but the Aztecs turned up the defensive pressure in the second half, allowing UNLV to connect on just 11-of-37 (29.7 percent) from the field, while forcing nine turnovers after intermission.

UNLV	MP	FG	3FG	FT	R	F	A	T O	B	S	T P
Amundson	*26	2-4	0-0	3-5	10	4	2	1	0	0	7
Villepigue	*22	0-4	0-0	0-0	3	3	0	1	0	0	0
Adams	*28	3-7	1-4	0-0	2	4	0	3	0	3	7
Petrimoulx	*30	6-16	3-9	0-0	2	1	4	3	0	0	15
Terry	*31	5-7	2-4	0-2	1	4	3	1	0	0	12
Umeh	7	1-3	0-2	0-0	2	1	2	1	0	0	2
White	19	5-14	0-2	1-3	9	4	1	2	2	1	11
Morgan	13	2-2	0-0	2-2	1	0	2	0	1	1	6
Darger	11	0-4	0-4	0-0	2	2	1	1	0	0	0
Essengue	13	3-5	1-1	0-0	3	1	0	1	2	0	7
Team					2				1		
Totals	200	27-66	7-26	6-12	37	24	15	15	5	5	67

SDSU	MP	FG	3FG	FT	R	F	A	T O	B	S	T P
Spain	*27	2-4	2-2	4-4	3	4	3	1	0	1	10
Abukar	*28	3-11	0-1	2-2	3	2	1	0	0	2	8
Slaughter	*37	4-10	0-0	12-14	20	3	0	4	5	2	20
Heath	*35	4-13	0-3	9-13	4	2	5	2	0	1	17
Williams	*28	4-8	1-3	0-0	1	1	3	2	0	1	9
Sharper	24	3-6	3-6	2-2	2	1	1	0	0	2	11
Davis	10	0-1	0-0	0-0	2	3	0	2	0	0	0
Camara	11	3-5	0-0	2-2	3	1	0	1	0	1	8
Team					4						
Totals	200	23-58	6-15	37-37	42	17	13	12	5	10	83

Halftime: UNLV 38, San Diego State 32. **FG%:** UNLV 40.9, San Diego State 39.7. **3FG%:** San Diego State 40.0, UNLV 26.9. **FT%:** San Diego State 83.8, UNLV 50.0. **Officials:** Greg Burks, Mike Giarratano, Randy McCall. **Attendance:** 6,288.



Game 17

San Diego State 76
TCU 57

Jan. 18, 2006 ♦ Fort Worth, Texas
Daniel-Meyer Coliseum ♦ Att.: 3,325

FORT WORTH, Texas -- Marcus Slaughter continued his torrid play with 23 points, 18 rebounds and four assists as San Diego State recorded its largest margin of victory in a conference road game in 23 years with a 76-57 victory at TCU.

San Diego State never trailed in the game in winning for the third straight time and the seventh time in its last nine games.

Slaughter, who recorded just the fifth 20-20 game in SDSU's Division I history on Saturday, picked up where he left off. He recorded game highs in points and rebounds and tied for game-high honors in assists. The junior posted his second consecutive double-double, the seventh of his season and the 19th of his career.

He was joined in double figures by Brandon Heath, who added 19 points. Freshman Richie Williams tied a career-high with 16 points and freshman Kyle Spain recorded his first double-double with 10 points and 10 rebounds.

San Diego State outrebounded TCU, 44-23. The plus-21 rebound margin was the largest ever for the Aztecs in a Mountain West Conference game. SDSU also shot 53.8 percent from the field, compared to just 34.0 percent for the Horned Frogs.

The 19-point margin of victory was the largest for an Aztec squad in a MWC road game and was second all-time, five points short of the record set on Jan. 20, 2001 against Air Force (67-43).

SDSU	MP	FG	3FG	FT	R	F	A	T O	B	S	T P
Spain	*32	3-6	2-2	2-2	10	1	4	5	1	1	10
Abukar	*25	3-6	0-0	0-0	5	4	1	2	0	0	6
Slaughter	*36	9-12	0-1	5-7	18	3	4	2	1	1	23
Heath	*31	6-11	2-4	5-6	3	5	3	7	0	3	19
Williams	*38	6-11	2-4	2-4	2	4	3	5	0	3	16
Hoerner	1	0-0	0-0	0-0	0	0	0	0	0	0	0
Sharper	21	0-4	0-3	0-0	0	0	1	2	0	2	0
Davis	10	1-2	0-0	0-0	2	3	0	0	0	0	2
Camara	6	0-0	0-0	0-2	0	1	0	1	0	0	0
Team					4						
Totals	200	28-52	6-14	21-21	44	21	16	24	2	10	76

TCU	MP	FG	3FG	FT	R	F	A	T O	B	S	T P
Stubbs	*28	3-9	1-4	6-6	4	1	2	1	0	3	13
Chinweze	*22	4-9	0-0	4-8	3	3	2	2	1	1	12
Hackett	*27	4-9	1-4	2-3	0	4	0	2	0	1	11
Murry	*35	5-14	2-5	4-4	2	2	2	2	0	3	16
Owens	*29	1-4	0-3	0-2	2	1	2	4	1	4	2
Ibikunle	17	0-2	0-0	0-2	4	3	2	0	0	2	0
Dougherty	13	0-0	0-0	0-0	1	1	1	1	0	0	0
Markley	2	0-0	0-0	1-2	0	1	0	0	0	0	1
Adams	12	0-3	0-3	0-2	1	0	2	1	0	1	0
Staky	2	0-0	0-0	0-0	0	0	0	0	0	0	0
Pierce	11	1-3	0-1	0-0	2	2	0	1	0	1	2
Taylor	2	0-0	0-0	0-0	0	0	0	0	0	0	0
Team					4						
Totals	200	18-53	4-20	17-29	23	18	13	14	2	16	57

Halftime: SDSU 34, TCU 22. **FG%:** SDSU 53.8, TCU 34.0. **3FG%:** SDSU 42.9, TCU 20.0. **FT%:** SDSU 66.7, TCU 58.6. **Officials:** David Hall, Jim Stupin, Kelly Self. **Attendance:** 3,325.



Game 18

San Diego State 88
Brigham Young 61

Jan. 21, 2006 ♦ San Diego, Calif.
Cox Arena ♦ Att.: 11,287

SAN DIEGO -- San Diego State junior guard Brandon Heath scored a game-high 26 points and junior forward Marcus Slaughter recorded his third consecutive and 20th career double-double (17 points, 14 rebounds) as the Aztecs cruised to a 88-61 victory over Brigham Young at Cox Arena on Jan. 21.

The 27-point margin of victory, SDSU's largest ever against a MWC opponent, marked the fourth time this season the Aztecs have won by 20 or more points.

SDSU shot 51.7 percent from the field, while limiting the Cougars to just 37.3 percent shooting.

Heath recorded his 31st career 20-plus point game and moved into sixth place on the all-time SDSU scoring list with 1,275 points. He also added six rebounds and four assists.

Senior guard John Sharper scored a career-high 16 points, 12 of them coming on four three-pointers, and junior forward Mohamed Abukar reached double-figures (15 points) for the fifth time this season in just his eighth game as an Aztec.

SDSU led 21-19 with seven minutes to play in the first half when Slaughter's steal and subsequent dunk ignited a 21-5 run to give the Aztecs a commanding 42-24 halftime lead. Brigham Young got no closer than 16 points, as the SDSU defense pressured the Cougars into 19 turnovers for the game.

BYU	MP	FG	3FG	FT	R	F	A	T O	B	S	T P
Young	*27	6-8	0-0	4-4	9	2	0	5	0	0	16
Plaisted	*28	4-12	0-0	4-6	6	4	2	2	1	0	12
Reichner	*27	4-8	3-4	0-0	6	4	2	1	0	0	11
Ainge	*21	2-4	0-2	0-0	1	1	1	2	0	0	4
Cummard	*22	1-4	0-0	2-2	4	0	0	1	0	0	4
Broadus	19	1-6	0-2	0-1	2	2	0	3	0	0	2
Rose	10	1-2	1-2	0-0	2	2	0	0	0	0	3
Emery	8	1-3	1-3	0-0	1	0	0	0	0	1	3
Malaman	11	1-3	0-2	0-0	1	2	1	2	0	0	2
Balderson	14	1-6	0-2	2-2	4	0	2	2	0	1	4
Dawes	13	0-3	0-0	0-0	1	4	1	1	0	0	0
Team					1						
Totals	200	22-59	5-17	12-15	36	21	9	19	1	2	61

SDSU	MP	FG	3FG	FT	R	F	A	T O	B	S	T P
Spain	*18	1-3	0-1	2-4	2	3	1	1	0	1	4
Abukar	*31	7-11	0-0	1-1	5	2	0	0	0	3	15
Slaughter	*33	4-10	0-0	9-10	14	0	3	0	1	2	17
Heath	*35	8-15	3-9	7-7	6	2	4	2	0	1	26
Williams	*34	2-5	0-1	0-0	2	3	3	3	0	5	4
Hoerner	2	1-1	0-0	0-0	1	0	0	0	0	0	2
Sharper	28	6-11	4-9	0-0	2	2	2	0	0	0	16
Davis	11	1-2	0-0	0-0	0	2	0	1	0	1	2
McGrath	3	0-1	0-0	0-0	0	0	0	0	0	0	0
Lamb	1	1-1	0-0	0-0	0	0	0	0	0	0	2
Camara	4	0-0	0-0	0-0	0	0	2	0	1	0	0
Team					2				1		
Totals	200	31-60	7-20	19-24	34	14	15	8	2	13	88

Halftime: San Diego State 42, Brigham Young 24. **FG%:** San Diego State 51.7, Brigham Young 37.3. **3FG%:** San Diego State 35.0, Brigham Young 29.4. **FT%:** San Diego State 80.0, Brigham Young 79.2. **Officials:** Rick Batsell, Duane Allen, Ronnie Hernandez. **Attendance:** 11,287.

2005-06 Recaps



2006 NCAA TOURNAMENT ► 2006 MOUNTAIN WEST CHAMPIONS

2005-06 RECAPS ◀ REVIEW



Game 19

**San Diego State 75
New Mexico 69**

Jan. 25, 2006 ♦ San Diego, Calif.
Cox Arena ♦ Att.: 7,642

SAN DIEGO -- Junior forward Marcus Slaughter led five Aztecs in double-figures with 18 points as San Diego State won its fifth straight game, beating New Mexico, 75-69, at Cox Arena.

With their fifth consecutive victory, the Aztecs (13-6, 6-1 Mountain West Conference) continued their best start in more than 20 years and their best conference start in more than 30 years. The win was also the seventh straight at home for SDSU.

Freshman forward Kyle Spain had 14 points, 10 of them coming in the second half, including three crucial 3-pointers that helped slow New Mexico rallies.

The Lobos, who trailed 50-35 early in the second half, had cut the lead to five at 54-49 when Spain drained a 3-pointer from the left corner. After New Mexico's Mark Walters made two free-throws, Spain hit another 3 from the same spot.

The Lobos closed to 60-57 with 10 minutes to play when senior guard John Sharper made a 3-pointer for San Diego State.

Slaughter, who was 4-for-6 from the field, made 10 of 13 free throws and the Aztecs made 20 of 24 as a team to hold off the Lobos down the stretch.

Sharper and junior forward Mohamed Abukar each had 12 points for San Diego State while junior Brandon Heath added 10 points, six rebounds and six assists.

New Mexico got a game-high 25 points from Walters. Kyle Prochaska and Tony Danridge had 11 points apiece for the Lobos.

New Mexico	MP	FG	3FG	FT	R	F	A	T	O	B	S	TP
Chiotti	*37	5-10	0-1	0-0	5	4	2	0	0	0	0	10
Prochaska	*30	5-7	1-3	0-0	2	3	1	0	1	3	11	11
Walters	*34	9-21	3-8	4-4	4	2	4	1	0	5	25	25
Kersten	*16	1-5	0-2	0-0	2	3	0	3	0	1	2	2
Danridge	*26	4-5	0-0	3-4	2	2	0	1	0	1	11	11
Walter	1	0-0	0-0	0-0	0	1	0	0	0	0	0	0
Collins	18	2-4	0-0	1-1	2	3	2	4	0	2	5	5
Hart	8	0-0	0-0	0-0	0	1	0	1	0	1	0	1
Harden	18	1-1	1-1	0-0	2	1	1	1	0	2	3	3
Toppert	1	0-0	0-0	0-0	0	0	0	0	0	0	0	0
Faris	11	1-2	0-1	0-0	1	1	0	0	0	0	0	2
Team					1							
Totals	200	28-55	5-16	8-9	21	21	10	11	1	15	69	

SDSU	MP	FG	3FG	FT	R	F	A	T	O	B	S	TP
Spain	*27	5-6	3-3	1-2	4	3	2	1	0	2	14	14
Abukar	*33	4-7	0-0	4-4	2	1	3	0	2	1	12	12
Slaughter	*38	4-6	0-0	10-13	4	2	2	3	0	0	18	18
Heath	*34	3-9	2-4	2-2	6	0	6	7	0	0	10	10
Williams	*30	1-2	0-0	3-3	1	2	3	4	0	2	5	5
Sharper	28	4-6	4-6	0-0	1	0	2	0	1	12	12	12
Davis	8	2-2	0-0	0-0	4	2	0	1	0	0	4	4
Camara	2	0-0	0-0	0-0	0	0	0	0	0	0	0	0
Team					1					1		
Totals	200	23-38	9-13	20-24	23	10	16	18	2	6	75	

Halftime: San Diego State 43, New Mexico 32. **FG%:** San Diego State 60.5, New Mexico 50.9. **3FG%:** San Diego State 69.2, New Mexico 31.3. **FT%:** San Diego State 83.3, New Mexico 88.9. **Officials:** Scott Thornley, Bruce Hicks, Bobby McRoy. **Attendance:** 7,642.



Game 20

**San Diego State 78
Wyoming 77 (ot)**

Jan. 28, 2006 ♦ Laramie, Wyo.
Arena-Auditorium ♦ Att.: 6,869

LARAMIE, Wyo. -- Senior forward Trimaine Davis rebounded a missed 3-point attempt by junior guard Brandon Heath and converted a three-point play with 0.3 seconds remaining in overtime to lift San Diego State to a 78-77 victory over Wyoming on Jan. 28 in Laramie, Wyo.

Davis rebounded the miss and was fouled as his put-back dropped, tying the score at 77. His free throw sealed the win.

The win gave the Aztecs a 7-1 conference record, their best league start of the Division I era, and a three-game conference road winning streak for the first time since 1978.

Junior forward Marcus Slaughter led SDSU with 24 points and 13 rebounds, his ninth double-double of the season and fourth in the last five games.

Mohamed Abukar scored 19, including 17 of San Diego State's final 20 points in the first half, while Heath added 14 points.

The Aztecs shot 78.1 percent from the free-throw line, making 25 of 32 attempts in the game, while the Cowboys made only 14 of 29 attempts on the night, for 48.3 percent, including missing 10 of their final 16.

Both teams struggled from the field early as Justin Williams' basket for Wyoming at 12:59 in the first half marked the first field goal of the game, after both teams started 0-10 from the field. After that, there were seven ties and 10 lead changes before San Diego State made a final 7-2 run to pull ahead 37-33 at halftime.

SDSU	MP	FG	3FG	FT	R	F	A	T	O	B	S	TP
Heath	*41	5-15	2-8	2-3	4	3	2	5	0	2	14	14
Slaughter	*37	6-15	0-0	12-16	13	3	2	2	0	1	29	29
Abukar	*25	6-13	1-2	6-7	4	5	0	3	0	1	19	19
Williams	*35	2-12	0-3	2-2	7	2	2	4	0	1	6	6
Sharper	*43	1-7	0-6	2-2	2	2	1	1	0	1	4	4
Davis	15	3-3	0-0	1-1	4	3	0	0	0	0	7	7
Thomas	10	2-3	0-0	0-0	3	1	1	0	0	0	4	4
McGrath	4	0-1	0-0	0-0	0	2	0	0	0	0	0	0
Camara	15	0-1	0-0	0-1	1	3	0	0	0	0	0	0
Team					4							
Totals	225	25-70	3-19	25-32	42	24	8	15	0	6	78	

Wyoming	MP	FG	3FG	FT	R	F	A	T	O	B	S	TP
Williams	*20	2-4	0-0	2-3	10	3	1	2	0	2	6	6
Leven	*37	10-22	5-9	0-0	1	1	1	3	1	1	25	25
Wabbington	*31	4-6	0-0	1-1	9	5	1	4	3	1	9	9
Jones	*40	5-10	0-1	3-6	9	3	5	7	2	3	13	13
Ewing	*41	2-8	2-5	2-8	4	2	4	0	0	0	8	8
Lewis	13	3-6	0-2	0-0	2	0	2	1	0	1	6	6
Ebert	4	0-1	0-1	0-0	0	0	1	0	0	0	0	0
Anderson	21	1-1	0-0	6-8	4	5	0	1	0	0	8	8
Brown	18	1-3	0-0	0-3	4	4	0	3	0	0	2	2
Team					3							
Totals	225	28-61	7-18	14-29	46	23	15	21	6	8	77	

Halftime: San Diego State 37, Wyoming 33. **Second Half:** San Diego State 68, Wyoming 68. **FG%:** Wyoming 45.9, San Diego State 35.7. **3FG%:** Wyoming 38.9, San Diego State 15.8. **FT%:** San Diego State 78.1, Wyoming 48.3. **Officials:** Bill Kennedy, Kelly Self, Ken Nielson. **Attendance:** 6,869.



Game 21

**San Diego State 85
Colorado State 81**

Feb. 4, 2006 ♦ Fort Collins, Colo.
Moby Arena ♦ Att.: 3,972

FORT COLLINS, Colo. -- San Diego State set a school record for field goal shooting in a Mountain West Conference game and juniors Brandon Heath and Marcus Slaughter combined for 53 points on 18-of-24 shooting as the Aztecs defeated Colorado State 85-81 at Moby Arena.

The Aztecs recorded their seventh straight victory, seventh straight Mountain West Conference win, fourth consecutive road victory and fourth consecutive road conference win.

San Diego State set a school record by shooting 63.8 percent from the field. That is the highest ever by SDSU in a Mountain West Conference game.

The Rams jumped in front early, leading 13-6 and 21-15 with 13:49 to go in the first half. San Diego State used an 18-6 run to take the lead for good and enjoyed a 45-39 halftime advantage.

The Aztecs pushed the advantage to 15 points at 80-65 with 5:49 to play before a 14-0 CSU run closed the advantage to just one point with 1:16 to play.

The Aztecs made five of six free throws in the final 52 seconds, including two free throws by John Sharper with two seconds remaining to provide the final margin.

Heath earned Mountain West Conference Player of the Week honors after scoring a season-high and game-high 28 points on 10-of-13 shooting from the field. He tied a career high with five three-point field goals and added five assists.

Slaughter recorded his fifth double-double in six games with 25 points and a game-high 11 rebounds. He was 8-for-11 from the field and 9-for-11 from the free throw line.

SDSU	MP	FG	3FG	FT	R	F	A	T	O	B	S	TP
Abukar	*33	6-11	1-2	0-0	4	3	1	5	2	0	13	13
Slaughter	*38	8-11	0-0	9-11	11	3	3	3	2	2	25	25
Heath	*40	10-13	5-7	3-3	2	3	5	5	0	3	28	28
Williams	*22	1-3	0-1	0-1	1	4	5	5	0	4	2	2
Thomas	*25	2-3	0-0	0-1	1	1	5	1	0	1	4	4
Sharper	33	3-6	3-5	2-2	2	2	0	0	0	1	11	11
Davis	7	0-0	0-0	2-2	0	1	0	0	0	0	2	2
Camara	2	0-0	0-0	0-0	0	1	0	0	0	0	0	0
Team					2							
Totals	200	30-47	9-15	16-20	23	18	19	19	4	11	85	

CSU	MP	FG	3FG	FT	R	F	A	T	O	B	S	TP
Smith	*35	7-15	0-0	2-4	6	4	1	4	1	0	16	16
Harrison	*23	5-8	0-0	2-2	1	5	2	3	0	2	12	12
Lewis	*34	9-15	3-5	5-5	3	3	4	3	0	3	26	26
Morris	*18	1-1	0-0	0-0	0	0	1	0	0	0	2	2
Gilling	*19	2-2	1-1	0-0	0	0	0	0	0	1	5	5
Morris	15	2-6	2-5	2-2	0	0	1	0	0	0	8	8
Harris	6	0-2	0-1	0-0	1	0	1	0	0	1	0	0
Robinson	19	2-6	0-1	0-0	8	2	1	4	0	0	4	4
Patterson	11	0-0	0-0	0-0	2	2	0	3	0	3	0	0
Creason	20	2-2	0-0	4-4	3	3	1	0	0	0	8	8
Team					3							
Totals	200	30-57	6-13	15-17	27	19	12	17	1	10	81	

Halftime: San Diego State 45, Colorado State 39. **FG%:** San Diego State 63.8, Colorado State 52.6. **3FG%:** San Diego State 60.0, Colorado State 46.2. **FT%:** Colorado State 88.2, San Diego State 80.0. **Officials:** Scott Thornley, Larry Spaulding, Shawn Lehigh. **Attendance:** 3,972.

2005-06 Recaps



2006 NCAA TOURNAMENT ► 2006 MOUNTAIN WEST CHAMPIONS



Game 22

San Diego State 61
Air Force 51

Feb. 8, 2006 ♦ San Diego, Calif.
Cox Arena ♦ Att.: 11,718

SAN DIEGO -- San Diego State used a 15-0 run midway through the second half to defeat Air Force 61-51 on Wednesday night at Cox Arena.

With the victory, San Diego State extended its overall and conference and home winning streaks to eight games. The eight-game overall win streak ties the Division I era school record and the eight-game conference win streak is the longest in the Division I era and the longest in 39 seasons.

The victory also avenged SDSU's only league loss of the season, a 65-62 setback on Jan. 7 at Clune Arena.

The Aztecs trailed 35-31 with 16:31 to play, but used a 15-0 run to take control. Freshman guard Richie Williams scored the first six points of the spurt and ended the game with 11 points and six assists.

Junior Mohamed Abukar led all scorers with 18 points. The forward connected on 8-of-12 attempts from the field for the Aztecs. Marcus Slaughter posted his sixth double-double in seven games with 16 points and a game-high 15 rebounds. Brandon Heath also reached double figures with 10 points, five assists and three steals.

San Diego State shot just 44.2 percent from the field, but used a 33-20 rebound advantage to help overcome 2-for-16 shooting from three-point range. The Aztecs outscored the Falcons 21-6 at the free throw line.

The crowd of 11,718 was the fourth largest in Cox Arena history and the fifth largest in San Diego State history.

Air Force	MP	FG	3FG	FT	R	F	A TO	B	S	TP
Burtschi	*32	3-11	1-5	2-2	4	4	2 1 0	1	0	1 9
Nwaelele	*38	5-9	2-6	0-0	3	3	1 2 0	2	0	1 2
Frye	89	1-3	0-1	0-0	3	0	0 1 0	0	0	0 2
McCraw	*34	3-8	1-4	0-0	1	2	2 4 0	1	0	1 7
Hood	*40	5-7	0-1	2-3	3	2	2 1 0	2	0	2 12
Henke	11	1-3	0-1	1-1	0	2	0 1 0	0	0	0 3
Anderson	26	2-5	1-2	1-1	4	2	3 1 0	1	0	1 6
Teets	10	0-0	0-0	0-0	1	3	1 0 0	0	0	0 0
Team					1					
Totals	200	20-46	5-20	6-7	20	20	11 11	0	7	51

SDSU	MP	FG	3FG	FT	R	F	A TO	B	S	TP
Abukar	*37	8-12	0-1	2-4	2	1	0 0 0	0	1	18
Slaughter	*32	5-11	0-0	6-6	15	3	1 5 0	1	1	16
Heath	*38	2-7	0-5	6-6	3	3	5 3 0	3	10	0
Williams	*37	2-7	1-5	6-8	4	6	1 0 1	1	1	11
Thomas	*14	0-0	0-0	0-0	1	0	0 0 0	0	0	0
Sharper	31	1-5	1-5	0-0	5	2	2 2 0	0	0	3
Davis	11	1-1	0-0	1-3	1	0	0 0 0	0	0	3
Team					3					
Totals	200	19-43	2-16	21-27	33	13	14 11	0	6	61

Halftime: San Diego State 27, Air Force 27. FG%: San Diego State 44.2, Air Force 43.5. 3FG%: Air Force 25.0, San Diego State 12.5. FT%: Air Force 85.7, San Diego State 77.8. Officials: Dick Catmell, Tim Gabutero, Chris Rastatter. Attendance: 11,718.



Game 23

Utah 67
San Diego State 65

Feb. 11, 2006 ♦ San Diego, Calif.
Cox Arena ♦ Att.: 9,156

SAN DIEGO -- Utah used a 34-28 rebound advantage to end San Diego State's winning streak at eight games and earn a split of the season series with a 67-65 victory at Cox Arena.

The Aztecs trailed by 12 points, 51-39, with 14:02 to play, but mounted a rally. SDSU used a 15-2 run to take a one-point lead with 10:22 to play. SDSU guard Brandon Heath scored 12 of his game-high 20 points during that run, and assisted on the only basket he did not score himself during the spurt.

Neither team led by more than five points the rest of the way.

Trailing by five, John Sharper hit a three-pointer to cut the deficit to two points with 1:58 to play. On the next possession, Shaun Green answered with a three-pointer of his own and SDSU could get no closer than two points the remainder of the game.

The loss snapped an eight-game overall win streak, an eight-game conference win streak and an eight-game home winning streak for SDSU. The Aztecs remained in first place by one-and-a-half games, as UNLV lost at Brigham Young later that night.

Junior forward Marcus Slaughter recorded his fourth straight double-double and his seventh in his last eight games with 13 points and 14 rebounds. Junior forward Mohamed Abukar also posted his sixth straight game in double figures with 16 points.

Utah owned a 34-18 advantage in points in the paint.

San Diego State's crowd of 9,156 was the largest to see an afternoon home game in school history.

Utah	MP	FG	3FG	FT	R	F	A TO	B	S	TP
Markson	*39	6-12	1-2	5-6	11	1	2 3 0	2	0	18
Green	*35	1-8	1-4	0-1	4	3	2 0 1	1	1	3
Nevill	*21	6-8	0-0	0-0	5	5	0 3 1	0	0	12
Bryant	*36	7-13	3-6	2-3	3	0	3 1 0	2	19	0
Grant	*24	1-3	0-0	0-0	3	0	3 1 0	0	2	19
Borha	14	4-6	1-2	0-0	1	2	1 3 0	1	1	9
Drisdorn	6	0-0	0-0	0-0	0	1	0 1 0	0	0	0
Jackson	18	2-4	0-0	0-0	4	3	1 1 0	0	0	4
Langvad	7	0-2	0-1	0-0	0	2	0 0 1	0	0	0
Team					3			1		
Totals	200	27-56	6-15	7-10	34	17	12 14	3	6	67

SDSU	MP	FG	3FG	FT	R	F	A TO	B	S	TP
Abukar	*34	6-15	0-1	4-4	2	2	0 2 2	0	1	16
Slaughter	*38	3-11	0-0	7-11	14	3	1 2 4	2	13	0
Heath	*37	8-15	3-8	1-1	3	1	3 3 0	3	20	0
Williams	*33	1-2	0-1	0-0	1	3	4 4 0	2	2	2
Thomas	*17	0-1	0-0	2-2	2	2	1 0 0	1	2	2
Sharper	29	3-6	3-6	0-0	1	1	2 1 0	0	9	0
Davis	1	0-0	0-0	0-0	0	1	0 0 0	0	0	0
Camara	11	1-1	0-0	1-1	1	2	1 1 0	0	3	0
Team					4					
Totals	200	22-51	6-16	15-19	28	15	12 13	6	8	65

Halftime: Utah 34, San Diego State 31. FG%: Utah 48.2, San Diego State 43.1. 3FG%: Utah 40.0, San Diego State 37.5. FT%: San Diego State 78.9, Utah 70.0. Officials: Jim Stupin, Duane Allen, Greg Burks. Attendance: 9,156.



Game 24

San Diego State 81
UNLV 70

Feb. 16, 2006 ♦ Las Vegas, Nev.
Thomas & Mack Center ♦ Att.: 10,923

LAS VEGAS -- Junior guard Brandon Heath scored 25 points and dished out seven assists to pace four Aztec players in double figures and help lead SDSU to an 81-70 victory over UNLV at the Thomas & Mack Center.

UNLV scored the first basket of the game and the Aztecs never trailed again in sweeping the season series from the Rebels for the first time in school history.

Heath connected on 9-of-18 attempts from the field, including 5-of-9 from three-point range. It marked the 13th time this season and the 33rd time in his career he has scored 20 or more points in a game.

Senior guard John Sharper connected on a career high 19 points, hitting on 5-of-7 attempts from beyond the arc. He also added a career-best six rebounds.

Marcus Slaughter added 15 points, while Mohamed Abukar contributed 13 points and a career high eight rebounds.

SDSU	MP	FG	3FG	FT	R	F	A TO	B	S	TP
Abukar	*27	4-10	0-0	5-7	8	3	1 0 0	2	13	0
Slaughter	*28	5-10	0-0	5-8	3	5	0 4 1	2	15	0
Heath	*40	9-18	5-9	2-2	2	1	7 7 0	0	25	0
Williams	*27	0-3	0-2	0-0	0	2	2 4 0	1	0	0
Thomas	*25	1-4	0-1	0-0	1	2	2 0 1	1	2	0
Sharper	29	7-9	5-7	0-0	6	1	1 1 0	1	19	0
Davis	2	0-0	0-0	0-0	0	0	0 1 0	0	0	0
Camara	22	2-2	0-0	3-6	10	3	1 1 1	0	7	0
Team					8					
Totals	200	28-56	10-19	15-23	38	17	14 18	3	7	81

UNLV	MP	FG	3FG	FT	R	F	A TO	B	S	TP
White	*29	2-8	0-0	2-2	7	2	1 3 2	2	2	6
Amundson	*24	6-9	0-0	1-2	6	5	1 2 3	0	13	0
Adams	*38	6-18	3-6	3-4	4	3	1 0 0	3	18	0
Petrimoulx	*33	0-6	0-3	0-0	3	1	8 1 0	0	0	0
Terry	*32	5-13	1-4	2-2	8	2	3 3 0	2	13	0
Morgan	16	1-2	1-1	2-2	0	0	4 3 0	0	5	0
Villepigue	20	3-8	0-0	5-6	7	5	0 1 1	1	11	0
Darger	2	0-0	0-0	0-0	0	2	0 1 0	0	0	0
Essengue	6	2-3	0-0	0-0	2	1	0 1 0	0	4	0
Team					2					
Totals	200	25-67	5-14	15-18	39	21	18 15	6	8	70

Halftime: San Diego State 42, UNLV 32. FG%: San Diego State 50.0, UNLV 37.3. 3FG%: San Diego State 52.6, UNLV 35.7. FT%: UNLV 83.3, San Diego State 65.2. Officials: David Hall, Scott Thornley, Tim O'Neill. Attendance: 10,923.

2005-06 Recaps



2006 NCAA TOURNAMENT ▶ 2006 MOUNTAIN WEST CHAMPIONS

2005-06 RECAPS ◀ REVIEW



Game 25

San Diego State 83
TCU 71

Feb. 18, 2006 ♦ San Diego, Calif.
Cox Arena ♦ Att.: 9,497

SAN DIEGO -- Junior guard Brandon Heath scored 20 points and made a career-best six three-pointers to pace four Aztec players in double figures and help lead SDSU to an 83-71 victory over TCU at Cox Arena.

TCU held a five-point halftime advantage and increased its lead to as many as 11 points with 17:58 remaining in the second half and still led by four with 6:42 to play.

SDSU would not go down without a fight as they closed the game on a 25-9 run en route to its 11 conference victory of the season.

Junior forward Marcus Slaughter was one of five Aztecs to shoot at least 50 percent for the game, going 6-12 from the field for 19 points. He also added nine rebounds. Junior Mohamed Abukar chipped in with 17 points and seven rebounds while freshman point guard Richie Williams dished a career-high six assists to go along with 13 points.

The win was SDSU's 10th in its last 11 games and reduced its magic number to one for a share of the MWC crown.

TCU	MP	FG	3FG	FT	R	F	A	T	O	B	S	TP
Stubbs	*34	3-9	1-2	3-4	9	3	0	3	0	2	10	
Pierce	*14	1-4	0-1	0-2	0	4	2	3	0	0	0	2
Hackett	*19	4-8	2-3	0-0	3	0	0	2	0	1	10	
Murry	*38	7-12	3-5	5-7	8	3	3	1	0	1	22	
Owens	*21	2-4	0-1	1-2	4	3	2	0	0	0	5	
Ibikunle	18	2-4	0-0	0-0	1	4	2	1	0	0	4	
Dougherty	30	2-4	1-2	2-2	3	1	2	2	0	0	7	
Markley	0+	0-0	0-0	0-0	0	0	0	0	0	0	0	0
Adams	26	4-9	1-5	2-3	3	4	1	2	1	1	11	
Team					1					1		
Totals	200	25-54	8-19	13-20	32	22	12	15	1	5	71	

SDSU	MP	FG	3FG	FT	R	F	A	T	O	B	S	TP
Abukar	*25	6-10	0-0	5-5	7	4	1	1	0	0	0	17
Slaughter	*39	6-12	0-0	7-8	9	1	2	2	1	2	19	
Heath	*38	7-14	6-12	0-0	1	2	4	3	0	1	20	
Williams	*30	4-7	1-1	4-5	2	2	6	1	0	3	13	
Thomas	*6	0-0	0-0	0-0	1	0	0	0	0	0	0	0
Sharper	26	3-6	3-6	0-0	1	5	0	2	0	0	9	
Davis	11	0-1	0-0	0-2	0	1	1	1	0	0	0	0
Spain	19	1-3	0-0	3-4	4	1	0	0	0	0	5	
Camara	6	0-2	0-0	0-0	2	0	0	1	0	0	0	0
Team					1							
Totals	200	27-55	10-19	19-24	28	16	14	11	1	6	83	

Halftime: TCU 40, San Diego State 35 FG%: TCU 46.3, San Diego State 49.1. 3FG%: TCU 42.1, San Diego State 52.6. FT%: TCU 65.0, San Diego State 79.2. Officials: Shawn Lehigh, Dan Chrisman, Lonnie Dixon. Attendance: 9,497.



Game 26

Brigham Young 100
San Diego State 90

Feb. 22, 2006 ♦ Provo, Utah
Marriott Center ♦ Att.: 11,316

PROVO, Utah -- Austin Ainge came off the bench and connected on all six of his field goal attempts en route to 16 points to help lead Brigham Young to a 100-90 victory over San Diego State.

The victory by the Cougars denied SDSU clinching a share of the conference title. The loss was just the second for the Aztecs in their last 12 games.

Brigham Young shot 59.4 percent for the game, including 75.9 percent after intermission, and became the first team to reach the century mark against the Aztecs since March 3, 2003.

The Cougars led 41-38 at halftime and pushed their advantage to six points early in the second half. San Diego State used an 18-7 run to take a 58-53 lead with 13:37 to play. Brigham Young responded with a 16-6 run to take the lead and the Cougars never trailed again.

SDSU trailed by just four points with 91 seconds to play after Brandon Heath sank a three-pointer, but the Aztecs were not able to get any closer.

Five San Diego State players scored in double figures, led by junior Mohamed Abukar's 20 points. The Mountain West Conference newcomer of the year candidate added six rebounds.

Freshman guard Richie Williams scored a career-high 19 points, while adding four steals.

Junior forward Marcus Slaughter recorded his 25 career double-double with 15 points and 12 rebounds. Junior guard Brandon Heath extended his career-best double-digit scoring streak to 18 games with 14 points. He also had a game-high five assists.

SDSU	MP	FG	3FG	FT	R	F	A	T	O	B	S	TP
Spain	*20	4-7	0-1	2-2	6	2	0	2	1	1	10	
Abukar	*33	7-15	2-3	4-4	6	3	1	1	0	0	20	
Slaughter	*30	4-12	0-0	7-11	12	4	3	9	0	2	15	
Heath	*38	6-17	2-10	0-1	3	1	5	1	0	1	14	
Williams	*35	8-12	1-2	2-3	4	2	2	2	0	4	19	
Sharper	26	1-6	1-5	5-5	2	3	1	0	0	1	8	
Davis	4	1-2	0-0	0-0	1	0	0	0	0	0	2	
Thomas	2	0-0	0-0	0-0	0	2	0	0	0	0	0	0
Camara	12	1-1	0-0	0-0	3	2	0	0	0	0	2	
Team					3							
Totals	200	32-72	6-21	20-26	40	19	12	15	1	9	90	

BYU	MP	FG	3FG	FT	R	F	A	T	O	B	S	TP
Young	*29	9-14	0-0	2-3	7	1	1	3	2	0	20	
Plaisted	*29	6-12	0-0	2-5	7	3	2	2	1	0	14	
Broadus	*22	2-5	1-2	2-2	5	3	4	5	0	2	7	
Emery	*20	2-5	0-2	0-0	1	3	3	2	0	0	4	
Reichner	*23	4-5	0-1	4-5	3	2	4	2	0	0	12	
Rose	3	0-1	0-1	0-0	0	0	0	0	0	0	0	0
Ainge	18	6-6	4-4	0-0	2	1	3	1	0	2	16	
Malaman	20	4-7	1-3	1-2	4	2	1	1	0	0	10	
Balderson	31	5-8	2-2	5-7	6	3	4	0	1	0	17	
Cummond	3	0-1	0-1	0-0	0	1	0	0	1	1	0	
Dawes	2	0-0	0-0	0-0	0	0	0	0	0	0	0	0
Team					2							
Totals	200	38-64	8-16	16-24	37	19	22	16	5	5	100	

Halftime: BYU 41, San Diego State 38 FG%: BYU 59.4, San Diego State 44.4. 3FG%: BYU 50.0, San Diego State 28.6. FT%: San Diego State 76.9, BYU 66.7. Officials: Stanley Reynolds, Mike Reed, Mike Giarrantano. Attendance: 11,316.



Game 27

San Diego State 73
New Mexico 66

Feb. 25, 2006 ♦ Albuquerque, N.M.
The Pit ♦ Att.: 14,163

ALBUQUERQUE, N.M. -- Brandon Heath connected on a career-high eight three-pointers en route to a season-high 32 points in leading San Diego State to a 73-66 victory over New Mexico at The Pit.

The victory allowed the Aztecs to claim at least a share of the Mountain West Conference title with their 12th conference win. The 12 league victories represents the most in SDSU basketball history.

The win was also the Aztecs' fifth-ever win at The Pit and was just the fifth sweep of the Lobos in school history.

San Diego State shot 46.4 percent for the game, but its 50 percent field goal percentage in the second half helped the Aztecs pull ahead after being tied at 31 at halftime.

Marcus Slaughter recorded his 14th double-double of the season and the 26th of his career tying Joel Kramer for second all-time in SDSU history with his 11 points and 11 rebounds. Mohamed Abukar added 15 points and seven rebounds.

The win allowed the Aztecs to improve to 6-2 on the road in MWC games and 7-5 in road games this season. The seven wins are the most road victories for the program since the 1984-85 NCAA Tournament team went 8-4.

SDSU	MP	FG	3FG	FT	R	F	A	T	O	B	S	TP
Spain	*31	3-6	1-2	1-2	5	0	1	1	0	1	8	
Abukar	*29	6-13	1-3	2-2	7	3	3	1	0	1	15	
Slaughter	*40	5-9	0-0	1-3	11	3	3	2	2	2	11	
Heath	*38	10-19	8-13	4-5	3	3	6	3	0	2	32	
Williams	*25	2-4	1-1	0-0	0	2	3	2	1	0	5	
Sharper	25	0-4	0-3	2-2	0	1	0	2	0	0	2	
Davis	2	0-0	0-0	0-0	0	1	0	0	0	1	0	
Thomas	1	0-0	0-0	0-0	0	0	1	0	0	0	0	
Camara	9	0-1	0-0	0-0	4	1	0	0	0	0	0	
Team					2							
Totals	200	26-56	11-22	10-14	32	14	17	11	3	7	73	

UNM	MP	FG	3FG	FT	R	F	A	T	O	B	S	TP
Danridge	*14	2-6	0-0	0-0	0	1	0	0	0	0	4	
Box	*31	8-14	0-5	1-2	13	2	3	1	2	3	17	
Chiotti	*37	3-6	0-0	1-4	5	2	2	2	0	1	7	
Collins	*26	3-6	0-0	1-2	5	2	3	3	0	1	7	
Walters	*40	4-17	1-8	3-4	5	5	5	2	0	1	12	
Walter	18	4-8	4-7	0-0	3	1	0	3	0	0	12	
Hart	2	1-1	1-1	0-0	0	0	0	0	0	0	3	
Prentice	10	1-2	0-1	0-0	2	0	0	0	0	0	2	
Harden	17	1-2	0-0	0-0	3	2	0	0	0	1	2	
Toppert	5	0-3	0-3	0-0	1	1	1	0	0	1	0	
Team					3							
Totals	200	27-65	6-25	6-12	40	16	14	11	2	8	66	

Halftime: UNM 31, San Diego State 31 FG%: UNM 41.5, San Diego State 46.4. 3FG%: UNM 24.0, San Diego State 50.0. FT%: San Diego State 71.4, UNM 50.0. Officials: Mark Whitehead, Ruben Ramos, Chris Rastatter. Attendance: 14,163.



Game 28

**San Diego State 91
Wyoming 72**
March 1, 2006 ♦ San Diego, Calif.
Cox Arena ♦ Att: 12,414

SAN DIEGO -- In front of the third sellout in Cox Arena history, San Diego State defeated Wyoming 91-72 to win the Mountain West Conference regular season championship.

Forward Mohamed Abukar scored a career-high 26 points and junior Marcus Slaughter added 20 points and nine rebounds to help the Aztecs win their first regular season championship since 1978.

With the victory, SDSU now has 13 conference wins, the most in Aztec history.

Wyoming held a 15-12 lead in the first half before the Aztecs went on a 32-5 run to take a 46-24 half-time lead. The 22-point halftime lead was the largest of the season, while the 46 points were the most SDSU has scored since Dec. 3, against Point Loma Nazarene.

SDSU maintained control for the rest of the game, at one point reaching a 30-point lead with ten minutes left in the game. The lead matched their largest advantage at any point during a game this season.

Five Aztecs scored in double figures during the decisive win, marking the sixth time this season the feat has been accomplished.

Slaughter's nine rebounds move him to sixth place on SDSU's all-time rebounding list. Slaughter also posted his tenth game this season with multiple steals.

Freshman guard Richie Williams dished out six assists to match his career high.

SDSU has now won 12 of its last 14 and 16 of its last 20 games.

Wyoming	MP	FG	3FG	FT	R	F	A TO	B	S	TP
Okoye	*16	4-6	0-0	1-1	2	5	0 2	1	0	9
Forman	*29	3-5	3-5	0-0	1	4	1 2	0	0	9
Williams	*25	5-8	0-0	0-2	5	1	0 5	5	0	10
Jones	*31	6-14	0-0	1-2	5	3	3 4	0	0	13
Ewing	*37	5-9	0-2	4-5	2	3	3 2	0	0	14
Lewis	17	4-8	1-4	0-2	2	3	1 1	0	0	9
Ebert	1	0-0	0-0	0-0	0	0	0 1	0	0	0
Levin	5	0-1	0-0	0-0	2	1	0 0	0	0	0
Anderson	3	1-1	0-0	0-1	0	2	0 0	0	0	2
Songondo	11	0-2	0-0	0-0	3	2	0 1	0	0	0
Wabbington	25	3-4	0-0	0-1	7	2	3 2	0	1	6
Team										1
Totals	200	31-58	4-11	6-14	30	26	11 20	6	1	72

SDSU	MP	FG	3FG	FT	R	F	A TO	B	S	TP
Spain	*21	2-5	0-0	8-8	3	3	1 1	0	1	12
Abukar	*35	9-15	0-1	8-10	6	3	1 3	1	1	26
Slaughter	*35	7-12	0-0	6-9	9	3	1 1	1	2	20
Heath	*35	5-13	3-6	0-0	6	1	1 2	0	4	13
Williams	*36	2-3	0-0	5-6	1	1	6 1	0	2	9
Hoerner	2	0-1	0-0	0-0	1	0	0 0	0	0	0
Sharper	27	3-10	1-6	4-4	3	3	2 0	0	1	11
Davis	4	0-0	0-0	0-0	0	2	0 1	0	0	0
Camara	5	0-0	0-0	0-2	2	1	0 0	0	0	0
Team										3
Totals	200	28-59	4-13	31-39	35	17	12 9	2	11	91

Halftime: San Diego State 46, Wyoming 24. **FG%:** Wyoming 53.4 San Diego State 47.5. **3FG%:** Wyoming 36.4, San Diego State 30.8. **FT%:** San Diego State 79.5, Wyoming 42.9. **Officials:** Shawn Lehigh, Danny Chrisman, Lonnie Dixon. **Attendance:** 12,414.



Game 29

**San Diego State 88
South Dakota State 63**
March 3, 2006 ♦ San Diego, Calif.
Cox Arena ♦ Att: 7,634

SAN DIEGO -- Behind career nights from multiple Aztecs, San Diego State defeated South Dakota State 88-63 at Cox Arena.

The win marked the third 21-win season in SDSU's Division I history and eighth overall. The victory was also the 13th win on the home court for the Aztecs since the 1982-83 season when they won 14 home games.

John Sharper had a career-high eight 3-pointers, breaking the Cox Arena record for three-point field goals in a game. He surpassed former Aztec Al Faux when he recorded seven three-point field goals against Oklahoma State on Dec. 30, 2000.

Sharper's record-breaking performance also helped him set a career-best 26 points for the game.

With the game tied at 11 in the first half, three straight three-pointers from Sharper helped fuel the Aztecs to go on a 23-10 run, taking a 44-35 halftime lead.

Sharper wasn't the only player to have a career-best night. Richie Williams recorded two career highs in assists with 11 and rebounds with nine. The assist total ties Williams with Bradley Jackson and Deandre Moore for the most in the Steve Fisher era. Trimaime Davis scored a career-high 14 points.

With his 16 points for the game, Brandon Heath surpassed Tony Pinkins for third on SDSU's all-time scoring list.

So. Dak. St.	MP	FG	3FG	FT	R	F	A TO	B	S	TP
Beran	*36	6-18	1-4	2-2	6	2	2 1	0	1	15
Loney	*35	8-14	2-3	0-0	10	4	3 2	0	2	18
Heien	*21	1-4	1-4	2-2	2	3	3 2	0	0	5
Frias	*25	1-6	1-3	0-0	5	1	3 1	0	1	3
Cadwell	*37	5-16	2-8	1-2	1	1	4 3	1	0	13
Casey	9	1-1	0-0	0-0	3	1	0 2	0	0	2
Kleinjan	27	3-6	1-3	0-0	4	1	1 1	0	1	7
Campbell	1	0-0	0-0	0-0	0	0	0 0	0	0	0
Steffen	1	0-0	0-0	0-0	0	0	0 0	0	0	0
Wagner	8	0-0	0-0	0-0	1	1	0 0	0	0	0
Team										1
Totals	200	25-65	8-25	5-6	33	14	16 13	1	5	63

SDSU	MP	FG	3FG	FT	R	F	A TO	B	S	TP
Davis	*23	6-10	0-1	2-3	4	1	1 1	0	0	14
Camara	*22	4-5	0-0	0-0	3	1	2 0	1	1	8
Heath	*31	6-15	4-9	0-0	5	1	7 3	0	1	16
Williams	*34	3-7	2-4	1-3	9	1	11 4	0	1	9
Sharper	*35	9-13	8-12	0-0	0	0	0 1	1	1	26
Hoerner	5	2-5	0-0	0-0	3	0	0 0	0	0	4
Thomas	14	0-1	0-0	2-2	4	2	3 1	0	0	2
McGrath	3	0-2	0-1	0-0	1	0	0 0	0	0	0
Lamb	1	0-0	0-0	0-0	0	0	0 0	0	0	0
Spain	4	0-0	0-0	0-0	0	0	0 0	0	0	0
Slaughter	28	4-7	0-0	1-1	7	4	2 1	1	3	9
Team										2
Totals	200	34-65	14-27	6-9	38	10	26 11	3	7	88

Halftime: San Diego State 44, South Dakota State 35. **FG%:** San Diego State 52.3, South Dakota State 38.5. **3FG%:** San Diego State 51.9, South Dakota State 32.0. **FT%:** South Dakota State 83.3, San Diego State 66.7. **Officials:** Dave Hall, Bill Gracey, Verne Harris. **Attendance:** 7,634.



Game 30

**(1) San Diego State 64
(8) Colorado State 52**
March 9, 2006 ♦ Denver, Colo.
Pepsi Center ♦ Att.: 8,432

DENVER -- Fresh off its Mountain West Conference regular season championship, No. 1 seed San Diego State defeated No. 8 seed Colorado State, 64-52, in the first round of the MWC Tournament at the Pepsi Center in Denver, Colo.

The Aztecs won their fourth straight contest and six out of their last seven.

Colorado State trailed by about 10 points for most of the game, but the Rams cut the deficit to six midway through the second half. The Aztecs took control of the game for good when they grabbed nine offensive rebounds as part of a 9-0 run. The run started after a missed free throw by senior forward Marcus Slaughter that was tipped in by freshman Kyle Spain, pushing SDSU's lead up to nine.

Slaughter led the way with 17 points and 19 rebounds for the Aztecs, setting a new record for rebounds in an MWC tournament game. Slaughter is now second on SDSU's all-time list for career double-doubles with 27.

Brandon Heath had a stellar performance as well, scoring 16 points. Heath became SDSU's all-time MWC tournament leader in scoring with 79 points and 15 assists.

The victory is the Aztecs' third win over the Rams this season, marking the first time in school history that SDSU has defeated Colorado State three times in one season. It is also just the third time over the 56-game history of the series that SDSU has won at least three straight against Colorado State.

CSU	MP	FG	3FG	FT	R	F	A TO	B	S	TP
Robinson	*26	1-5	1-3	0-0	2	2	0 2	0	1	3
Smith	*28	5-9	0-0	3-7	6	4	3 8	1	0	13
Harrison	*39	10-17	1-1	3-4	8	1	1 6	1	6	24
Lewis	*39	2-7	1-2	2-2	4	4	5 4	1	1	7
Gilling	*14	0-0	0-0	0-0	2	1	1 0	0	0	0
Clark	12	1-1	0-0	0-0	3	1	1 0	2	1	2
Morris	20	0-2	0-2	0-0	1	0	2 0	0	1	0
Patterson	22	1-4	1-3	0-0	2	2	0 0	0	0	3
Team										6
Totals	200	20-45	4-11	8-13	34	15	11 17	10	5	52

SDSU	MP	FG	3FG	FT	R	F	A TO	B	S	TP
Spain	*28	2-8	1-1	0-2	6	1	3 2	1	2	5
Abukar	*36	4-14	0-4	5-6	4	3	0 1	1	1	13
Slaughter	*36	6-15	0-0	5-7	19	4	1 0	0	2	17
Heath	*35	6-17	2-6	2-2	2	2	2 2	0	1	16
Williams	*20	2-5	1-2	1-2	2	4	6 0	0	0	6
Sharper	18	1-4	1-4	0-0	0	0	0 1	0	1	3
Thomas	19	2-5	0-0	0-0	4	0	1 0	0	1	4
Camara	8	0-0	0-0	0-0	1	2	0 0	0	0	0
Team										4
Totals	200	23-68	5-17	13-19	42	16	13 7	2	8	64

Halftime: San Diego State 36, Colorado State 27. **FG%:** Colorado State 44.4, San Diego State 33.8. **3FG%:** Colorado State 36.4, San Diego State 29.4. **FT%:** San Diego State 68.4, Colorado State 61.5. **Officials:** Randy McCall, Kelly Self, Greg Burks. **Attendance:** 8,432.

2005-06 Recaps



2006 NCAA TOURNAMENT ► 2006 MOUNTAIN WEST CHAMPIONS

2005-06 RECAPS ◀ REVIEW



Game 31

(1) San Diego State 63
(4) UNLV 60
March 10, 2006 ♦ Denver, Colo.
Pepsi Center ♦ Att.: 8,573

DENVER -- For the second time in the seven-year history of the Mountain West Conference tournament, San Diego State will be playing in the finals.

SDSU advanced to the championship round with a 63-60 win over UNLV at the Pepsi Center in Denver, Colo. Coincidentally, it was the Rebels whom SDSU defeated in its first MWC title game in 2002.

Mountain West Conference Player of the Year Brandon Heath nailed a three-pointer with 36 seconds left near the top of the arc to seal the deal for the Aztecs. The three-pointer was part of Heath's 22 points on the night, marking his 27th consecutive game scoring in double figures against MWC opponents.

The Aztecs led for just about the entire first half before the second half saw four ties and eight lead changes, including two in the final minute.

With the win, SDSU is one win away from an automatic bid to its fifth NCAA Tournament. The semifinal win also tied the school record for the most victories in a season in the Division I era.

It wasn't all Heath, as senior Marcus Slaughter finished the game with 16 points and 14 rebounds. Slaughter and Heath scored every point in the final seven and a half minutes for the Aztecs, except for two free throws from senior John Sharper.

UNLV	MP	FG	3FG	FT	R	F	A TO	B	S	TP
Amundson	*18	3-4	0-0	0-0	9	5	0 4	1	0	6
Villepigue	*14	2-3	0-0	2-2	2	1	0 2	0	0	6
Adams	*36	7-15	0-5	0-2	6	2	3 3	0	3	14
Morgan	*36	4-15	3-8	2-3	4	4	3 3	1	1	13
Terry	*36	0-7	0-3	0-0	4	3	3 1	0	2	0
White	26	5-11	0-0	2-2	2	3	0 1	0	0	12
Berkey	2	0-1	0-0	0-0	0	0	0 0	0	0	0
Darger	10	1-2	1-2	0-0	1	1	0 0	0	0	3
Essengue	22	3-4	0-0	0-0	3	3	1 1	0	1	6
Team					5					
Totals	200	25-62	4-18	6-9	38	22	10 15	2	7	60

SDSU	MP	FG	3FG	FT	R	F	A TO	B	S	TP
Spain	*22	2-5	0-1	2-2	2	2	1 1	0	1	6
Abukar	*32	2-9	0-2	3-4	4	2	1 1	2	1	7
Slaughter	*34	3-6	0-0	10-12	14	3	4 6	0	1	16
Heath	*36	9-21	2-9	2-2	7	0	2 2	0	0	22
Williams	*28	3-7	1-2	0-0	1	3	2 3	0	1	7
Sharper	21	1-6	1-5	2-2	0	1	0 1	0	0	5
Davis	6	0-0	0-0	0-0	0	1	0 0	0	0	0
Thomas	13	0-0	0-0	0-1	0	4	1 0	0	2	0
Camara	8	0-0	0-0	0-0	1	0	0 0	0	1	0
Team					6					
Totals	200	20-54	4-19	19-23	35	16	11 14	2	7	63

Halftime: San Diego State 33, UNLV 26 FG%: UNLV 40.3, San Diego State 37.0. 3FG%: UNLV 22.2, San Diego State 21.1. FT%: San Diego State 82.6, UNLV 66.7. Officials: David Hall, Larry Spaulding, Eric Curry. Attendance: 8,573.



Game 32

(1) San Diego State 69
(7) Wyoming 64 (ot)
March 11, 2006 ♦ Denver, Colo.
Pepsi Center ♦ Att.: 10,840

DENVER -- For the second time in four years, San Diego State has won the Mountain West Conference tournament.

Junior guard Brandon Heath, the Mountain West Conference Player of the Year, scored six of his 22 points in the final 1:08 of overtime to lead SDSU to a 69-64 win over Wyoming in the Pepsi Center.

Heath had missed his first 20 of 27 shots, but he found his touch when he nailed a running 6-footer to tie the game at 62. After a nice spin move, he drained a mid-range jumper to give the Aztecs a one-point lead. Heath, who was named to the All-Tournament Team, then sank two free throws that would prove to be the game winner.

Senior forward Marcus Slaughter, who was named the tournament MVP finished with 16 points and 13 rebounds for his third consecutive double-double in the MWC Tournament and the 29th of his career. He surpassed Andrew Bogut for the record for rebounds in a MWC tournament, with 46.

Slaughter is the second Aztec to win MVP honors for the MWC tournament. Randy Holcomb won the award in 2002. Slaughter is also the second Aztec to be named to the all-tournament team on two separate occasions.

Freshman Kyle Spain earned his second career double-double with 11 points and 12 rebounds. His 12 rebounds was also a career-high.

The Aztecs became the second No. 1 seed to win the MWC tournament (UNLV, 2000) and they also broke the school record for victories in the Division I era. Their 24 wins ties the all-time school record.

Wyoming	MP	FG	3FG	FT	R	F	A TO	B	S	TP
Leven	*32	1-7	1-5	0-0	1	3	2 4	0	1	3
Wabington	*23	2-6	0-0	1-2	3	4	1 1	0	0	5
Williams	*39	3-10	0-0	1-2	16	4	1 2	6	0	7
Jones	*42	4-12	0-1	7-9	3	4	4 4	0	4	15
Ewing	*43	6-14	1-5	9-11	5	2	1 2	0	3	22
Okoye	2	2-2	0-0	0-0	1	0	0 0	0	0	4
Lewis	17	0-2	0-0	1-2	3	3	0 1	0	1	1
Anderson	27	3-6	0-0	1-2	7	4	1 1	0	0	7
Team					1					
Totals	200	21-59	2-11	20-28	40	24	10 15	6	9	64

SDSU	MP	FG	3FG	FT	R	F	A TO	B	S	TP
Spain	*28	2-5	0-0	7-8	12	3	0 1	1	3	11
Abukar	*32	3-11	0-3	0-0	5	3	1 2	0	0	6
Slaughter	*35	3-9	0-0	10-13	13	5	0 2	0	2	16
Heath	*41	7-27	2-8	6-8	7	1	1 0	0	2	22
Williams	*36	1-4	0-1	4-6	7	5	2 5	0	2	6
Sharper	24	2-6	1-5	0-0	0	1	0 1	0	0	5
Davis	16	1-3	0-0	1-2	5	2	0 1	1	0	3
Thomas	9	0-1	0-0	0-0	1	2	0 1	0	0	0
Camara	4	0-0	0-0	0-0	0	0	0 0	0	1	0
Team					1					
Totals	200	19-66	3-17	28-37	51	22	4 13	2	10	69

Halftime: San Diego State 32, Wyoming 31 FG%: Wyoming 35.6, San Diego State 28.8. 3FG%: Wyoming 18.2, San Diego State 17.6. FT%: San Diego State 75.7, BYU 71.4. Officials: David Hall, Verne Harris, Randy McCall. Attendance: 10,840.



Game 33

(6) Indiana 87
(11) San Diego State 83
March 16, 2006 ♦ Salt Lake City, Utah
Huntsman Center ♦ Att.: 15,122

SALT LAKE CITY -- Making its third postseason appearance in five years, 11th-seeded San Diego State fell 87-83 to sixth-seeded Indiana in a nailbiter in the first round of the NCAA Tournament.

The Hoosiers led by as many as nine points with just over six minutes remaining in the first half until Brandon Heath hit a three-pointer with 55 seconds left to give SDSU a one-point lead. As the half came to a close, Mohamed Abukar made a layup, giving the Aztecs a three-point cushion heading into halftime, despite hitting 62.1 percent of their field goals.

As the second half began, San Diego State started to pull away as it built a pair of 10-point leads, the last coming with 11:44 left in the contest.

Indiana chipped away at the Aztecs' lead and eventually tied the game at 76 with just under four minutes remaining. But just as it had all evening, SDSU pulled ahead until Heath lost the ball near midcourt with 55 seconds left, forcing a jumpball situation that the Hoosiers wound up winning.

After an Indiana timeout, the ensuing play saw Robert Vaden, who had 18 points, hit a three-point field goal giving the Hoosiers a two-point advantage with the clock showing five seconds.

On the inbounds play, Abukar sailed a pass out of bounds and the Aztecs fouled on the next possession sending IU to the line where they connected on both free-throw attempts to end the game.

Abukar led all scorers with 24 points and also had nine rebounds. Heath scored 15 with Marcus Slaughter contributing 13 points and 10 rebounds. Richie Williams and John Sharper chipped in with 12 and 11 points, respectively.

(11) SDSU	MP	FG	3FG	FT	R	F	A TO	B	S	TP
Spain	*18	3-4	0-0	2-2	2	4	0 2	0	0	8
Abukar	*31	8-13	2-2	6-6	9	2	0 4	2	1	24
Slaughter	*38	5-8	0-0	3-5	10	4	1 2	0	1	13
Heath	*38	6-17	3-9	0-0	2	2	5 2	0	1	15
Williams	*39	5-6	2-3	0-0	6	4	8 5	0	4	12
Sharper	24	4-6	3-4	0-0	0	1	0 1	0	0	11
Davis	9	0-0	0-0	0-0	3	1	1 0	0	0	0
Thomas	1	0-0	0-0	0-0	0	0	0 0	0	0	0
Camara	2	0-1	0-0	0-2	0	1	0 0	0	0	0
Team					4					
Totals	200	31-55	10-18	11-15	36	19	15 16	2	7	83

(6) Indiana	MP	FG	3FG	FT	R	F	A TO	B	S	TP
Ratliff	*20	2-7	1-4	0-0	3	0	1 1	0	1	5
Vaden	*36	5-12	5-11	3-3	3	3	3 2	0	1	18
Killingsworth	*25	8-13	0-0	2-5	4	4	2 3	0	1	18
Strickland	*32	4-9	1-4	0-0	0	4	2 1	0	1	9
Calloway	*28	8-9	1-1	1-1	4	1	3 1	0	6	18
Wilmont	23	4-13	0-5	3-6	6	2	0 0	0	1	11
Suhr	4	0-0	0-0	0-0	0	0	0 0	0	0	0
Allen	17	1-2	0-1	0-0	2	1	1 0	0	0	2
Kline	6	0-1	0-0	0-0	0	0	1 0	0	0	0
Monroe	19	3-5	0-0	0-1	3	1	1 1	0	0	6
Team					6					
Totals	200	35-71	8-26	9-16	31	16	14 9	0	11	87

Halftime: SDSU 44, Indiana 41. FG%: SDSU 56.4, Indiana 49.3. 3FG%: SDSU 55.6, Indiana 30.8. FT%: SDSU 73.3, Indiana 56.3. Officials: Tom Lopes, Michael Stuart, George Washington. Technicals: None. Attendance: 15,122.

AZTEC BASKETBALL MEDIA GUIDE

2005-06 Mountain West Conference Standings

Pl. Team	W	L	Pct.	Home	Away	W	L	Pct.	Home	Away	Neutral	Streak	Last 10	Postseason
1. San Diego State	13	3	.812	7-1	6-2	24	9	.727	13-2	7-5	4-2	Lost 1	8-2	NCAA
2. Air Force	12	4	.750	8-0	4-4	24	7	.774	15-0	6-5	3-2	Lost 2	6-4	NCAA
Brigham Young	12	4	.750	8-0	4-4	20	9	.690	14-1	5-7	1-1	Lost 2	7-3	NIT
4. UNLV	10	6	.500	6-2	4-4	17	13	.567	12-4	4-8	1-1	Lost 1	5-5	
5. New Mexico	8	8	.500	6-2	2-6	17	13	.567	15-2	2-9	0-2	Lost 2	5-5	
6. Utah	6	10	.375	4-4	2-6	14	15	.483	10-5	3-8	1-2	Lost 1	4-6	
7. Wyoming	5	11	.312	3-5	2-5	14	18	.438	9-8	2-9	3-1	Lost 1	3-7	
8. Colorado State	4	12	.250	2-6	2-6	16	15	.516	9-6	4-7	3-2	Lost 1	4-6	
9. TCU	2	14	.125	2-6	0-8	6	25	.194	6-10	0-11	0-4	Lost 2	1-9	

Team All-Games Statistics

Scoring Offense	G	Pts.	PPG
1. BYU	29	2209	76.2
2. SDSU	33	2456	74.4
3. CSU	31	2294	74.0
4. UNLV	30	2084	69.5
5. WYO	32	2151	67.2
6. Utah	29	1879	64.8
7. UNM	30	1939	64.6
8. AFA	31	1990	64.2
9. TCU	31	1929	62.2

Scoring Defense	G	Pts.	PPG
1. AFA	31	1695	54.7
2. UNM	30	1873	62.4
3. Utah	29	1865	64.3
4. UNLV	30	1994	66.5
5. WYO	32	2150	67.2
6. SDSU	33	2223	67.4
7. TCU	31	2166	69.9
8. CSU	31	2219	71.6
9. BYU	29	2078	71.7

Scoring Margin	PPG	OPPG	+/-
1. AFA	64.2	54.7	+9.5
2. SDSU	74.4	67.4	+7.1
3. BYU	76.2	71.7	+4.5
4. UNLV	69.5	66.5	+3.0
5. CSU	74.0	71.6	+2.4
6. UNM	64.6	62.4	+2.2
7. Utah	64.8	64.3	+0.5
8. WYO	67.2	67.2	+0.0
9. TCU	62.2	69.9	-7.6

Free Throw Pct.	FT	FTA	Pct.
1. AFA	348	467	.745
2. SDSU	558	767	.728
3. CSU	507	704	.720
4. BYU	443	620	.715
5. UNLV	351	524	.670
6. UNM	366	547	.669
7. Utah	361	540	.669
8. WYO	568	863	.658
9. TCU	447	703	.636

Field Goal Pct.	FG	FGA	Pct.
1. CSU	801	1630	.491
2. AFA	683	1413	.483
3. Utah	668	1433	.466
4. BYU	782	1692	.462
5. SDSU	839	1823	.460
6. UNM	690	1515	.455
7. UNLV	775	1741	.445
8. WYO	725	1699	.427
9. TCU	639	1729	.370

FG Pct. Defense	FG	FGA	Pct.
1. WYO	742	1837	.404
2. CSU	755	1783	.423
3. AFA	615	1428	.431
4. SDSU	834	1903	.438
5. UNM	663	1510	.439
6. UNLV	707	1606	.440
7. Utah	670	1514	.443
8. BYU	729	1612	.452
9. TCU	752	1634	.460

3-Point FG Pct.	3FG	FGA	Pct.
1. AFA	276	684	.404
2. SDSU	220	556	.396
3. CSU	185	473	.391
4. BYU	202	521	.388
5. Utah	182	474	.384
6. UNM	193	558	.346
7. UNLV	183	530	.345
8. TCU	204	632	.323
9. WYO	133	439	.303

3-Pt. FG Pct. Def.	3FG	FGA	Pct.
1. AFA	152	482	.315
2. WYO	177	557	.318
3. SDSU	197	589	.334
4. UNLV	162	480	.338
5. UNM	177	513	.345
6. Utah	177	502	.353
7. BYU	176	492	.358
8. CSU	208	562	.370
9. TCU	218	579	.377

Rebound Margin	Reb	OReb	+/-
1. Utah	33.2	28.6	+4.6
2. WYO	38.8	34.8	+4.0
3. SDSU	35.6	31.8	+3.9
4. UNLV	36.0	33.7	+2.3
5. CSU	34.1	32.2	+1.9
6. BYU	35.3	33.6	+1.7
7. TCU	34.0	36.3	-2.3
8. UNM	29.5	32.2	-2.7
9. AFA	24.6	29.3	-4.7

A/TO Ratio	Ast	TO	Ratio
1. AFA	14.4	10.8	1.33
2. UNM	13.6	12.2	1.12
3. BYU	15.9	14.7	1.09
4. UNLV	15.7	14.8	1.06
5. CSU	15.5	17.0	0.91
6. SDSU	13.1	15.1	0.87
7. BYU	13.4	16.0	0.84
8. TCU	11.9	15.8	0.75
9. WYO	10.8	17.0	0.64

Team Mountain West Games Only Statistics

Scoring Offense	G	Pts.	PPG
1. SDSU	16	1246	77.9
2. BYU	16	1204	75.2
3. CSU	16	1167	72.9
4. UNLV	16	1085	67.8
5. WYO	16	1071	66.9
6. Utah	16	1036	64.8
7. TCU	16	993	62.1
8. UNM	16	987	61.7
9. AFU	16	982	61.4

Scoring Defense	G	Pts.	PPG
1. Utah	16	880	55.0
2. AFA	16	1005	62.8
3. UNLV	16	1032	64.5
4. Utah	16	1036	64.8
5. SDSU	16	1116	69.8
6. WYO	16	1132	70.8
7. TCU	16	1162	72.6
8. BYU	16	1184	74.0
9. CSU	16	1224	76.5

Scoring Margin	PPG	OPPG	+/-
1. SDSU	77.9	69.8	+8.1
2. AFA	61.4	55.0	+6.4
3. UNLV	67.8	64.5	+3.3
4. BYU	75.2	74.0	+1.2
5. Utah	64.8	64.8	+0.0
6. UNM	61.7	62.8	-1.1
7. CSU	72.9	76.5	-3.6
8. WYO	66.9	70.8	-3.8
9. TCU	62.1	72.6	-10.6

Free Throw Pct.	FT	FTA	Pct.
1. SDSU	292	376	.777
2. CSU	268	348	.770
3. BYU	263	349	.754
4. AFA	152	210	.724
5. UNLV	196	274	.715
6. Utah	191	281	.680
7. WYO	263	392	.671
8. UNM	167	257	.650
9. TCU	228	358	.637

Field Goal Pct.	FG	FGA	Pct.
1. CSU	404	829	.487
2. SDSU	422	868	.486
3. AFA	347	716	.485
4. Utah	367	766	.479
5. UNM	363	810	.448
6. UNLV	399	899	.444
7. BYU	415	945	.439
8. WYO	373	876	.426
9. TCU	333	864	.385

FG Pct. Defense	FG	FGA	Pct.
1. UNM	342	800	.428
2. UNLV	366	845	.433
3. WYO	394	898	.439
4. AFA	317	721	.440
5. Utah	360	814	.442
6. SDSU	422	918	.460
7. TCU	389	824	.472
8. CSU	416	876	.475
9. BYU	417	877	.475

3-Point FG Pct.	3FG	FGA	Pct.
1. SDSU	110	268	.410
2. Utah	111	271	.410
3. AFA	136	349	.390
4. BYU	111	285	.389
5. CSU	91	239	.381
6. UNLV	91	251	.363
7. UNM	94	285	.330
8. TCU	99	314	.315
9. WYO	62	222	.279

3-Pt. FG Pct. Def.	3FG	FGA	Pct.
1. AFA	81	254	.319
2. WYO	80	244	.328
3. SDSU	102	297	.343
4. UNLV	92	260	.354
5. UNM	106	288	.368
6. Utah	97	261	.372
7. TCU	116	302	.384
8. BYU	112	284	.394
9. CSU	119	294	.405

Rebound Margin	Reb	OReb	+/-
1. WYO	37.8	33.2	+4.6
2. Utah	31.4	28.2	+3.1
3. SDSU	33.4	30.7	+2.8
4. BYU	36.0	33.4	+2.6
5. CSU	31.4	30.2	+1.2
6. UNLV	34.0	33.6	+0.4
7. TCU	31.2	36.0	-4.8
8. AFA	23.9	28.8	-4.9
9. UNM	28.4	33.3	-4.9

A/TO Ratio	Ast	TO	Ratio
1. AFA	13.8	10.5	1.31
2. UNLV	16.1	12.8	1.26
3. UNM	12.6	11.8	1.07
4. BYU	14.4	14.1	1.02
5. SDSU	13.9	14.8	0.94
6. CSU	15.2	16.6	0.92
7. TCU	12.6	14.4	0.87
Utah	13.8	15.8	0.87
9. WYO	10.7	16.7	0.64

Individual All-Games Statistics

Scoring	G	FG	3FG	FT	Pts.	Avg/G
1. Heath, Brandon, SD	33	204	98	101	607	18.4
2. Murry, Nile, TC	31	157	67	136	517	16.7
3. Slaughter, Marcus, SD	30	151	0	192	494	16.5
4. Smith, Jason, CS	31	178	5	142	503	16.2
5. Walters, Mark, NM	30	154	57	100	465	15.5
6. Hood, Antoine, AF	31	171	37	83	462	14.9
7. Amundson, Louis, LV	29	159	0	96	414	14.3
8. Plaisted, Trent, BY	29	144	0	106	394	13.6
9. Ewing, Brandon, WY	32	126	34	137	423	13.2
10. Markson, Bryant, UT	28	128	16	98	370	13.2
11. Bryant, Johnnie, UT	29	134	68	45	381	13.1
12. Burtschi, Jacob, AF	31	139	41	66	385	12.4
13. Harrison, Michael, CS	31	160	2	62	384	12.4
14. Chiotti, David, NM	30	128	5	94	355	11.8
15. Nwaelele, Dan, AF	31	120	67	58	365	11.8
16. Leven, Steve, WY	32	116	60	81	373	11.7
17. Nevill, Luke, UT	29	116	0	104	336	11.6
18. Williams, Justin, WY	30	121	0	92	334	11.1
19. Adams, Jo'Van, NM	30	122	36	47	327	10.9
20. McCraw, Matt, NM	30	103	70	49	325	10.8

Rebounding	G	Reb	RPG
1. Slaughter, SD	30	329	11.0
Williams, WY	30	329	11.0
3. Amundson, LV	29	249	8.6
4. Smith, CS	31	227	7.3
5. Plaisted, BY	29	199	6.9
6. Stubbs, TC	31	205	6.6
7. Nevill, UT	29	191	6.6
8. Chiotti, NM	30	188	6.3
9. Burtschi, AF	31	189	6.1
10. Young, BY	29	167	5.8
11. Spain, SD	28	158	5.6

FG Percentage	FG	FGA	Pct
1. Harrison, CS	160	257	.623
2. Hood, AF	171	315	.543
3. Nevill, UT	116	218	.532
4. Amundson, LV	159	301	.528
5. Young, BY	113	216	.523
6. Plaisted, BY	144	276	.522
7. Chiotti, NM	128	246	.520
8. Smith, CS	178	344	.517
9. Williams, WY	121	235	.515
10. Dandridge, NM	99	193	.513

Assists	G	Ast.	APG
1. Lewis, CS	30	136	4.53
2. Petrimouls, LV	27	108	4.00
3. Williams, SD	33	127	3.85
4. Broadus, BY	28	104	3.71
5. Jones, WY	32	111	3.47
6. Heath, SD	33	114	3.45
7. Walters, NM	30	92	3.07
8. Ewing, WY	32	89	2.78
9. Hood, AF	31	86	2.77
10. Murry, TC	31	82	2.65

FT Percentage	FT	FTA	Pct
1. Heath, SD	101	119	.849
2. Murry, TC	136	165	.824
3. Leven, WY	81	99	.818
4. Ewing, WY	137	173	.792
5. Lewis, CS	86	110	.782
9. Slaughter, SD	192	252	.762

Steals	G	St	SPG
1. Burtschi, AF	31	71	2.29
2. Adams, LV	30	63	2.10
3. Walters, NM	30	62	2.07
4. Williams, SD	33	58	1.76
5. Murry, TC	31	53	1.71
10. Heath, SD	33	49	1.48
13. Spain, SD	28	35	1.25
15. Slaughter, SD	30	36	1.20

3FG Percentage	3FG	FGA	Pct
1. Nwaelele, AF	67	139	.482
2. Bryant, UT	68	148	.459
3. McCraw, AF	70	162	.432
4. Sharper, SD	79	188	.420
5. Heath, SD	98	240	.408

3FG Made	G	3FG	3PG
1. Heath, SD	33	98	2.97
2. Sharper, SD	33	79	2.39
3. Bryant, UT	29	68	2.34
4. McCraw, AF	30	70	2.33
5. Nwaelele, AF	31	67	2.16
Murry, TC	31	67	2.16

Blocked Shots	G	Blks	BPG
1. Williams, J. WY	30	163	5.43
2. Harrison, CS	31	66	2.13
Smith, CS	31	66	2.13
4. Creason, CS	27	38	1.41
5. Amundson, LV	29	38	1.31
6. Slaughter, SD	30	31	1.03
16. Davis, SD	28	15	0.54
17. Camara, SD	32	17	0.53

A/T/O Ratio	Ast	TO	Ratio
1. Petrimouls, LV	108	45	2.40
2. Broadus, BY	104	75	1.39
3. Lewis, CS	136	102	1.33
4. Williams, SD	127	97	1.31
5. Walters, NM	92	78	1.18
6. Heath, SD	114	119	0.96

Individual MWC Games Only Statistics

Scoring	G	FG	3FG	FT	Pts.	Avg/G
1. Heath, Brandon, SD	16	106	54	46	312	19.5
2. Slaughter, Marcus, SD	16	77	0	112	266	16.6
3. Smith, Jason, CS	16	89	1	85	264	16.5
4. Walters, Mark, NM	16	90	30	48	258	16.1
5. Ewing, Brandon, WY	16	78	22	77	255	15.9
6. Amundson, Louis, LV	15	91	0	52	234	15.6
7. Bryant, Johnnie, UT	16	89	47	21	246	15.4
Murry, Nile, TC	16	75	33	63	246	15.4
9. Abukar, Mohamed, SD	16	95	6	48	244	15.2
10. Hood, Antoine, AF	16	85	19	41	230	14.4
11. Burtschi, Jacob, AF	16	78	24	35	215	13.4
12. Plaisted, Trent, BY	16	77	0	57	211	13.2
13. Adams, Jo'Van, LV	16	74	20	34	202	12.6
14. Markson, Bryant, UT	15	62	9	54	187	12.5
15. Harrison, Michael, CS	16	79	1	38	197	12.3
16. Nevill, Luke, UT	16	69	41	55	193	12.1
17. Young, Keena, BY	16	72	0	48	192	12.0
18. Chiotti, David, NM	16	69	3	45	186	11.6
19. Williams, Justin, WY	15	66	0	40	172	11.5
20. Reichner, Brock, BY	16	56	33	36	181	11.3

Rebounding	G	Reb	RPG
1. Slaughter, SD	16	174	10.9
2. Williams, WY	15	159	10.6
3. Amundson, LV	15	121	8.1
4. Plaisted, BY	16	128	8.0
5. Smith, CS	16	114	7.1
6. Nevill, UT	16	103	6.4
7. Young, BY	16	100	6.2
8. Stubbs, TC	16	98	6.1
9. Burtschi, AF	16	95	5.9
10. Wabbington, WY	16	92	5.8
17. Abukar, SD	16	73	4.6

FG Percentage	FG	FGA	Pct
1. Harrison, CS	79	124	.637
2. Nevill, UT	69	126	.548
3. Hood, AF	85	157	.541
4. Abukar, SD	95	177	.537
5. Williams, WY	66	123	.537
6. Markson, UT	62	118	.525
7. Burtschi, AF	78	150	.520
8. Smith, CS	89	174	.511
9. Young, BY	72	143	.503
10. Bryant, UT	89	177	.503
11. Slaughter, SD	77	155	.497
15. Heath, SD	106	224	.473

Assists	G	Ast.	APG
1. Petrimouls, LV	15	67	4.47
2. Lewis, CS	15	66	4.40
3. Heath, SD	16	67	4.19
4. Williams, SD	16	60	3.75
5. Jones, WY	16	56	3.50
6. Walters, NM	16	52	3.25
7. Ewing, WY	16	48	3.00
8. Terry, LV	16	48	3.00
9. Grant, UT	16	46	2.88
10. Hood, AF	16	45	2.81

FT Percentage	FT	FTA	Pct
1. Murry, TC	63	70	.900
2. Balderson, BY	43	50	.860
3. Abukar, SD	48	56	.857
4. Smith, CS	85	101	.842
5. Heath, SD	46	56	.821
11. Slaughter, SD	112	147	.762

Steals	G	St	SPG
1. Adams, LV	16	42	2.62
2. Walters, NM	16	34	2.12
Burtschi, AF	16	34	2.12
4. Williams, SD	16	33	2.06
5. Lewis, CS	15	28	1.87
6. Heath, SD	16	29	1.81
11. Slaughter, SD	16	22	1.38

3FG Percentage	3FG	FGA	Pct
1. Bryant, UT	47	96	.490
2. Reichner, BY	33	69	.478
3. Heath, SD	54	121	.446
4. Nwaelele, AF	33	75	.440
5. McCraw, AF	37	90	.411
6. Sharper, SD	34	83	.410

3FG Made	G	3FG	3PG
1. Heath, SD	16	54	3.38
2. Bryant, UT	16	47	2.94
3. McCraw, AF	16	37	2.31
4. Sharper, SD	16	34	2.12
5. Murry, TC	16	33	2.06
Nwaelele, AF	16	33	2.06
Reichner, BY	16	33	2.06

Blocked Shots	G	Blks	BPG
1. Williams, WY	15	69	4.60
2. Smith, CS	16	31	1.94
3. Amundson, LV	15	27	1.80
4. Harrison, CS	16	25	1.56
5. Slaughter, SD	16	23	1.44
16. Abukar, SD	16	8	0.50

A/T/O Ratio	Ast	TO	Ratio
1. Petrimouls, LV	67	23	2.91
2. Terry, LV	48	25	1.92
3. Ewing, WY	48	35	1.37
4. Lewis, CS	66	51	1.29
5. Williams, SD	60	49	1.22
7. Heath, SD	67	58	1.16